



**Wire Connectors**

**Innovation with a Purpose.**



**Wire Connector Brochure**

**VISION. PERFORMANCE. SERVICE.**

**SINCE 1916**

IDEAL Connectors are available in:



**Box:** For smaller jobs.

**Store 'N Pour™ Jar:** Easy-pour design keeps connectors clean and your shelf organised.



**Connector Kits:** These re-usable divider boxes contain a selection of our most popular wiring connectors.



**Point of Sale Merchandisers:** Keep a look out for one of our eye-catching merchandisers at your local electrical trade counter.

## CONTENTS:

### IDEAL Wire Connectors

Twister® PRO	2
Twister®	3
WeatherProof™	4
In-Sure™ Push-In	5
SpliceLine™	6
RJ11/RJ45 Modular Plugs	7
IDC (Jelly Beans)	7
Push-On F-Type	8
Compression F-Type	8
BNC Type Compression	9
Ordering Guide	10



Our comprehensive range contains the connectors you need for an easier, more efficient job. That's why day in and day out, professionals like you are choosing

# IDEAL. THE BRAND ELECTRICIANS TRUST.

IDEAL connectors provide safe, dependable solutions for every wiring application.

Designed to exacting European safety standards and fully compliant with UK Wiring Regulations, IDEAL manufactures a connector that's right for every job.


For over 95 years, IDEAL INDUSTRIES has been supplying quality electrical products to professional installers around the world.



**IDEAL**<sup>®</sup>  
*Wire Connectors*

# For ultimate comfort and optimum wire range

When you've got an installation where you'll be making connections all day, the Twister® PRO is the connector you want. The SureGrip™ design ensures improved torque while the comfortable swept wings ease hand fatigue. You'll feel the difference immediately.



Patented SureGrip™ overmoulding provides improved leverage and more torque

Better grip and more leverage for faster connections


Accepts solid and stranded wires

Exceptional wire range and capacity; up to max. 4 x 4.0 mm<sup>2</sup>

**Twister**  
**PRO**

**FAST FACT:**

A patented square wire spring bites on the first 360° turn ensuring a secure connection that will not relax over time.



Min. 3 x 0.5 mm<sup>2</sup>  
Max. 4 x 4.0 mm<sup>2</sup>

BS 7671:2008 (17<sup>th</sup> Edition) Compliant



**Twister® PRO**  
WIRE CONNECTORS



Cu/Cu Only



**Twister® PRO Wire Connector:**


Ratings & Wire Size Combinations				0.5 mm <sup>2</sup>		1.0 mm <sup>2</sup>		1.5 mm <sup>2</sup>		2.5 mm <sup>2</sup>		4.0 mm <sup>2</sup>	
Model	Colour	Strip Length	Rating	Min	Max	Min	Max	Min	Max	Min	Max	Min	Max
344	Red/Yellow	13 mm	32A/600V	3	10	2	9	2	8	1	6	1	4

	Twister® PRO
Standard	BS EN 60998-1:2004 BS EN 60998-2-4:2005

# The No. 1 wiring connector

The Twister® easily handles the most common wiring tasks. A patented, expanding square-wire spring always ensures a quick, safe connection.

A cost-effective solution, the Model 341 Twister® connector accepts both stranded and solid wire from 0.5 mm<sup>2</sup> up to 6.0 mm<sup>2</sup> allowing one connector to do the job traditionally done by separate 5A, 15A and 30A terminal blocks.



105°C flame retardancy rating to UL 94V-2

Durable polypropylene shell expands for progressive tightening, a feature that ensures dependable connections


Swept-wing design for improved comfort

Accepts solid and stranded wires

## Twister®

### FAST FACT:

The small profile of the Model 340 Twister® means it easily fits inside standard connector enclosures.



Min. 3 x 2.5 mm<sup>2</sup>  
Max. 2 x 10.0 mm<sup>2</sup>

Min. 3 x 0.5 mm<sup>2</sup>  
Max. 2 x 6.0 mm<sup>2</sup>

Min. 2 x 0.5 mm<sup>2</sup>  
Max. 2 x 4.0 mm<sup>2</sup>



BS 7671:2008 (17<sup>th</sup> Edition) Compliant



### Twister® Wire Connectors:

Ratings & Wire Size Combinations				0.5 mm <sup>2</sup>		1.0 mm <sup>2</sup>		1.5 mm <sup>2</sup>		2.5 mm <sup>2</sup>		4.0 mm <sup>2</sup>		6.0 mm <sup>2</sup>		10.0 mm <sup>2</sup>	
Model	Colour	Strip Length	Rating	Min	Max	Min	Max	Min	Max	Min	Max	Min	Max	Min	Max	Min	Max
340	Lt. Blue	10 mm	32A/450V	2	8	1	5	1	4	1	3	1	2	n/a	n/a	n/a	n/a
341	Tan	13 mm	41A/600V	3	9	2	6	2	6	1	5	1	3	1	2	n/a	n/a
342	Grey	16 mm	57A/600V	n/a	n/a	n/a	n/a	n/a	n/a	3	8	2	6	2	4	1	2

Standard	Twister®
	BS EN 60998-1:2004 BS EN 60998-2-4:2005

Twister®  
WIRE CONNECTORS



# Connected and protected

Designed specifically for above ground, interior/exterior connections exposed to damp/wet and corrosive environments. WeatherProof™ connectors are pre-filled with a non-hardening, silicone-based sealant that protects against moisture and corrosion.



Easy to apply, pre-filled twist-on wire connectors


Swept wing design is built for comfort and efficiency

UL Listed to 486D/IP55 for use in damp or wet above-ground locations

## WeatherProof™

### FAST FACT:

The silicone-based sealant protects electrical connections, eliminating the need for heat-shrink or water-proof enclosures in many applications.



BS 7671:2008 (17<sup>th</sup> Edition) Compliant



WeatherProof™  
WIRE CONNECTORS

### Ratings & Wire Size Combinations

Model	Colour	Strip Length	Rating	1.5 mm <sup>2</sup>		2.5 mm <sup>2</sup>		4.0 mm <sup>2</sup>	
				Min	Max	Min	Max	Min	Max
61	Blue/Orange	10 mm	24A/450V (IP55)	1	2	1	2	n/a	n/a
62	Blue/Red	16 mm	32A/450V (IP55)	2	6	1	5	1	4
63	Blue/Dr. Blue	16 mm	32A/450V (IP55)	n/a	n/a	3	6	2	6

Standard	WeatherProof™
	BS EN 60998-1:2004
	BS EN 60998-2-4:2005




Cu/Cu Only



# Strip, Push, Connect. The fastest way to make a connection

The In-Sure™ Push-In wire connector can reduce installation time by up to 50% compared to more traditional connection methods such as terminal blocks. In-Sure™ connectors are the perfect replacement for crimped splices. In addition the most popular 2, 3 & 4 port models are rated to 32 Amps. The fastest, easiest, push-in connector on the market.



Clear shell allows visual inspection of the connection

Test port for continuity testing

Push-in design reduces repetitive motion fatigue

2 to 8 wire connections for 0.75mm<sup>2</sup> - 4.0mm<sup>2</sup> solid and 1.5 mm<sup>2</sup> - 2.5 mm<sup>2</sup> stranded conductors


## In-Sure™

### FAST FACT:

The In-Sure™ Push-In has a low insertion force for fast, easy connections. Great for junction boxes.



BS 7671:2008 (17<sup>th</sup> Edition) Compliant



Cu/Cu Only



### In-Sure™ Models 32, 33, 34:

Standard	BS EN 60998-1 BS EN 60998-2-2
Amperage / Voltage	32A / 450V
Wire Range Solid	0.75 mm <sup>2</sup> -4.0 mm <sup>2</sup>
Wire Range Stranded	1.5 mm <sup>2</sup> -2.5 mm <sup>2</sup> *

\* Stranded wire is limited to semi-rigid i.e. ≤ 7 strands

### In-Sure™ Model 87, 88 & 90:

Standard	BS EN 60998-1 BS EN 60998-2-2
Amperage / Voltage	24A / 450V
Wire Range Solid	0.75 mm <sup>2</sup> -4.0 mm <sup>2</sup>
Wire Range Stranded	1.5 mm <sup>2</sup> -2.5 mm <sup>2</sup> *

\* Stranded wire is limited to semi-rigid i.e. ≤ 7 strands

In-Sure™ Push-In  
WIRE CONNECTORS

# A great alternative to the butt-splice

The SpliceLine™ in-line wire connector provides a crimp-free, solderless butt-splice. BS 7671:2008 (17<sup>th</sup> Edition) compliant, the two-port model accepts up to 4.0 mm<sup>2</sup> solid copper wire, allowing one connector to do the job of multiple butt-splices. Its end-to-end connection is also a great solution for pre-fab operations.

Transparent polycarbonate shell allows for visual inspection of connection

Slim design easily fits through holes in metal back boxes  
Slim design easily fits through back box knockouts

Check port for continuity testing

## SpliceLine™ IN-LINE WIRE CONNECTORS

### FAST FACT:

Perfect for lengthening short wires, the SpliceLine™ is 3X faster than traditional butt-splices.



42  
2-Port

BS 7671:2008 (17<sup>th</sup> Edition) Compliant



### SpliceLine™ Model 42:

Standard	BS EN 60998-1 BS EN 60998-2-2
Amperage / Voltage	32A / 450V
Wire Range Solid	0.5 mm <sup>2</sup> -4.0 mm <sup>2</sup>
Wire Range Stranded	1.0mm <sup>2</sup> -2.5mm <sup>2</sup> *

\* Stranded wire is limited to semi-rigid i.e. ≤ 7 strands



Cu/Cu  
Only





# Maximum performance for data and telecom networks

Designed for low voltage telecommunications cables, IDC connectors (Jelly Beans) provide a simple, economical and reliable means of joining solid copper wires. They do not require the insulation to be stripped, making the connection quick and easy.

IDEAL's range of RJ-11 and RJ-45 modular plugs can be used with your choice of cabling and are capable of supporting the latest ISO and EIA/TIA cable system performance categories. Compatible with standard crimp tools all plugs work with 0.2 mm<sup>2</sup> (24 AWG) solid or stranded conductors and round or flat cables.

CAT 6 / ISO Class E RJ-45 Modular Plugs complete the line and are designed for high speed applications. The unique 3-piece design features wire management components to maintain the cable integrity, helping to ensure optimal performance and easy installation.


## Insulation Displacement Connectors (IDC)

Moisture-resistant sealant protects wires from corrosion. Use with solid copper single-conductor wire



## CAT 6 RJ-45 Modular Plugs


Crimps with a standard RJ-45 crimp die. 50 micron gold contacts, 8-position, 8-contact. Suitable for solid or stranded conductors – 0.26mm<sup>2</sup> – 0.33mm<sup>2</sup>



## IDC

### FAST FACT:

Jelly Beans are perfect for extending domestic and commercial telephone wiring.



8-position  
8 contact,  
RJ45



6-position  
4 contact,  
RJ11



UY-1, 2-Wire  
Butt Splice



UB-1, 2-Wire  
Tap Splice



UR-1, 3-Wire  
Tap Splice

**Data & Telco**  
PLUGS & CONNECTORS

# Satellite and CATV drops made easy


Compression F-Connectors are replacing crimp and screw-on style connectors thanks to their ease of installation and superior performance. The RTQ™ range features a nickel-plated brass construction for superior corrosion resistance and are suitable for indoor and outdoor use.

IDEAL also has a full range of compression tools that work with these and most other brands of compression connector.



### RTQ™ F-Connectors

Suitable for use on PF100/CT100/RG-6 & RG-6 Quad cable types. An inner O-ring provides a robust weather proof connection - indoors or outdoors.



### Push-On F-Connector - RG-6

No compression or crimp tool required. Simply pushes on to stripped cable



### NJX™ F-Connectors

High performance compression connectors for applications that do not require weatherproof connectivity.

## Push-On

### FAST FACT:

Push-On F-Connectors provide secure connections without the need for any tool.



F - Connector for RG-6 Reg/Tri/Quad

F - Connector for RG-59 Reg/Tri/Quad

F - Connector for RG-11

NJX™ for RG-6

NJX™ for RG-6 Quad

TLC™ for RG-6

# Compression connectors for CCTV cameras, A/V equipment and instrumentation

Installing one-piece compression BNC and right angle connectors just got easier. No more uncertainty when inserting the cable into the connector.

No more collapsed centre pins. No more wasted connectors and rework time on the job.

With the patented InSITE™ technology feature, now standard on our BNC and right angle (90°) compression connectors, field termination of these blind entry connectors is simpler, faster and now provides a higher performance connection for all applications from CCTV to HD video.



## INSITE™ BNC Connectors

Clear 360° window for confident cable insertions.

Nickel-plated, brass-construction for superior corrosion resistance.

Moisture-inhibiting design. 75 Ohm nominal impedance and gold-plated pin contact area.

Available in plenum versions

## INSITE™

### FAST FACT:

Insertion of the cable into the connector until the folded braiding is visible eliminates measuring, jacket marking and guesswork.



InSITE™ RTQ™ 90° F-Connector for RG-6



InSITE™ 90° BNC Connector for RG-59



InSITE™ BNC Connector for RG-59







InSITE™ RTQ™ BNC - Connector for RG-6

**BNC & RCA**  
CONNECTORS









# Electrical Connector Ordering Guide






## Twister® Wire Connectors

Model	Qty.	Cat. No.
 340® Lt. Blue	Box of 100	<b>30-340</b>
	Jar of 500	<b>30-640J</b>
 341® Tan	Box of 100	<b>30-341</b>
	Jar of 400	<b>30-441J</b>
 342® Grey	Box of 50	<b>30-342</b>
 344® Red/Yellow	Box of 50	<b>30-144</b>
	Jar of 250	<b>30-244J</b>
	Jar of 500	<b>30-644J</b>


## In-Sure™ Push-In Wire Connectors

Model	Port	Qty.	Cat. No.
 32 Red	2-port	Box of 100	<b>30-1032</b>
 33 Orange	3-port	Box of 100	<b>30-1033</b>
 34 Yellow	4-port	Box of 100	<b>30-1034</b>
 87 Grey	5-port	Box of 50	<b>30-087</b>
 88 Blue	6-port	Box of 50	<b>30-088</b>
 90 Black	8-port	Box of 50	<b>30-090</b>



## Connector Kits

Model	Description	Qty.	Cat. No.
	32A Push-In Connector Installer Kit	30 x Model 32 30 x Model 33 30 x Model 34 30 x Model 42	<b>30-5011EU</b>
	Twister® & WeatherProof™ Connector Premium Kit	40 x Model 340® 40 x Model 341® 25 x Model 342® 25 x Model 344® 20 x Model 61 12 x Model 62 12 x Model 63	<b>30-5000EU</b>
	Twister® Connector Starter Kit	30 x Model 340® 30 x Model 341® 15 x Model 344® 15 x Model 62	<b>30-5001EU</b>
	In-Sure™ Push-In Connector Premium Kit	50 x Model 32 50 x Model 33 50 x Model 34 40 x Model 87 20 x Model 88 15 x Model 90 30 x Model 341® (FOC)	<b>30-5020EU</b>
	In-Sure™ Push-In Connector Starter Kit	30 x Model 32 30 x Model 33 30 x Model 34 20 x Model 88	<b>30-5021EU</b>

## WeatherProof™ Wire Connectors

Model	Qty.	Cat. No.
 61 Blue/Orange	Card of 25	<b>30-1161</b>
	Jar of 150	<b>30-1261J</b>
 62 Blue/Red	Card of 20	<b>30-1162</b>
	Jar of 100	<b>30-1262J</b>
 63 Blue/Dk. Blue	Card of 15	<b>30-1163</b>
	Jar of 50	<b>30-1263J</b>

## SpliceLine™ Wire Connectors

Description	Qty.	Cat. No.
 42 Orange	Box of 100	<b>30-1042</b>
 42 Orange	Jar of 300	<b>30-1042J</b>



UK Distribution Centre, Warrington












In 1992, IDEAL INDUSTRIES INC. established it's first subsidiary outside of North America in the UK.

Focused on providing outstanding customer service we continue to serve our customers from a state-of-the-art distribution centre in Warrington.





# Data/Telco Connector Ordering Guide

## Compression Coax Connectors

Model	Type	Model	Cable Type	Qty.	Cat. No.
	F	RTQ™	RG-59 / Reg/Tri/Quad	Card of 10	<b>92-611</b>
				Jar of 50	<b>92-610</b>
	F	RTQ™	PF100/CT100/RG-6/ Reg/Tri/Quad	Card of 10	<b>92-651</b>
				Jar of 50	<b>92-650</b>
	F	TLC™	RG-6	Card of 10	<b>85-068</b>
				Card of 50	<b>85-168</b>
	F	NJX™	RG-6	Card of 10	<b>89-040</b>
	F	NJX™	RG-6 Quad	Card of 10	<b>89-041</b>
	F	InSITE™ RTQ™ 90°	RG-6	Card of 5	<b>92-691</b>
	BNC	InSITE™ 90°	RG-59	Card of 5	<b>92-693</b>
	BNC	InSITE™ RTQ™	RG-6	Card of 15	<b>89-048</b>
	BNC	InSITE™	RG-59	Card of 15	<b>89-047</b>

\*RCA Connectors include an assortment of colour ID bands.

## Insulation Displacement Connectors (IDC)


Model	Description	Qty.	Cat. No.
	UR-I, 3-Wire Butt Splice IDC	25	<b>85-925</b>
	UR-I, 3-Wire Butt Splice IDC	100	<b>86-925</b>
	UR-I, 3-Wire Butt Splice IDC	1,000	<b>87-925</b>
	UY-I, 2-Wire Butt Splice IDC	25	<b>85-950</b>
	UB-I, 2-Wire Tap Splice IDC	25	<b>85-900</b>
	IDC Connector Combo Pack 10 UR, 10 UY and 5 UB	25	<b>85-960</b>

All products are available from your local electrical wholesaler.



Alternatively please contact IDEAL on  
**01925 44 44 46**  
or via email:

[electrical.enquiries@idealnwd.com](mailto:electrical.enquiries@idealnwd.com)

## Modular Plugs

Model	Description	Qty.	Cat. No.
	8-Position 8-Contact, RJ-45	25	<b>85-346</b>
	6-Position 6-Contact, RJ-11	25	<b>85-345</b>
	6-Position 4-Contact, RJ-11	25	<b>85-344</b>

## CAT 6 /ISO Class E RJ-45 Modular Plugs

Model	Description	Qty.	Cat. No.
	CAT 6/ISO Class E RJ-45 Modular Plugs	25	<b>85-366</b>
	Strain Relief Boots for Modular Plugs	25	<b>85-380</b>



Also from IDEAL INDUSTRIES.....

## IDEAL NETWORKS

IDEAL NETWORKS provides test solutions for LAN cable installers, network technicians, IT managers, telecoms operators and service providers.

The range includes copper cable testers, Cat 5 to Cat7A cable certifiers, OTDRs, 1 GbE testers, xDSL testers, network troubleshooting tools and more.

For more information on our Networks range please visit [www.idealnetworks.net](http://www.idealnetworks.net)



For more information about IDEAL INDUSTRIES in Europe

### IDEAL INDUSTRIES LIMITED

Unit 3, Europa Court, Europa Boulevard,  
Westbrook, Warrington, Cheshire, WA5 7TN,  
United Kingdom

Tel: +44 (0)1925 444446

Fax: +44 (0)1925 445501

Email: [electrical.enquiries@idealnwd.com](mailto:electrical.enquiries@idealnwd.com)  
[www.idealnwd.co.uk](http://www.idealnwd.co.uk)

### IDEAL INDUSTRIES GmbH

Gutenbergstrasse 10,  
D - 85737 Ismaning, Germany

Tel: +49 (0) 89 99686 0

Fax: +49 (0) 89 99686 111

Email: [germanysales@idealnwd.com](mailto:germanysales@idealnwd.com)  
[www.idealnwd.de](http://www.idealnwd.de)

### IDEAL INDUSTRIES SAS

Route de Gisy, ZA Burospace - Bât 7,  
F - 91571 BIEVRES CEDEX, France

Tel: +33 (0)1 69 35 54 70

Fax: +33 (0)1 60 19 00 48

Email: [francesales@idealnwd.com](mailto:francesales@idealnwd.com)  
[www.idealnwd.fr](http://www.idealnwd.fr)



# IDEAL INDUSTRIES ELECTRICAL

Over 6,000 items make up the IDEAL family of products including some whose names have become synonymous with their function.

Twister® & In-Sure™ Wire Connectors, Yellow 77® Wire Pulling Lubricant, SureTest® Electrical Testers and T® - Stripper Wire Strippers are products which have found their way into the tool bags of electrical and networking professionals and solidified the IDEAL reputation as a manufacturer of innovative and trustworthy products.

Every IDEAL product is covered by a comprehensive worldwide warranty.



For additional information on the entire range of IDEAL Wire Connectors or to request a full line catalogue, visit

[www.idealindustries.co.uk](http://www.idealindustries.co.uk)

Alternatively you can contact us on **+44 (0)1925 44 44 46** or via email: [electrical.enquiries@idealnwd.com](mailto:electrical.enquiries@idealnwd.com)

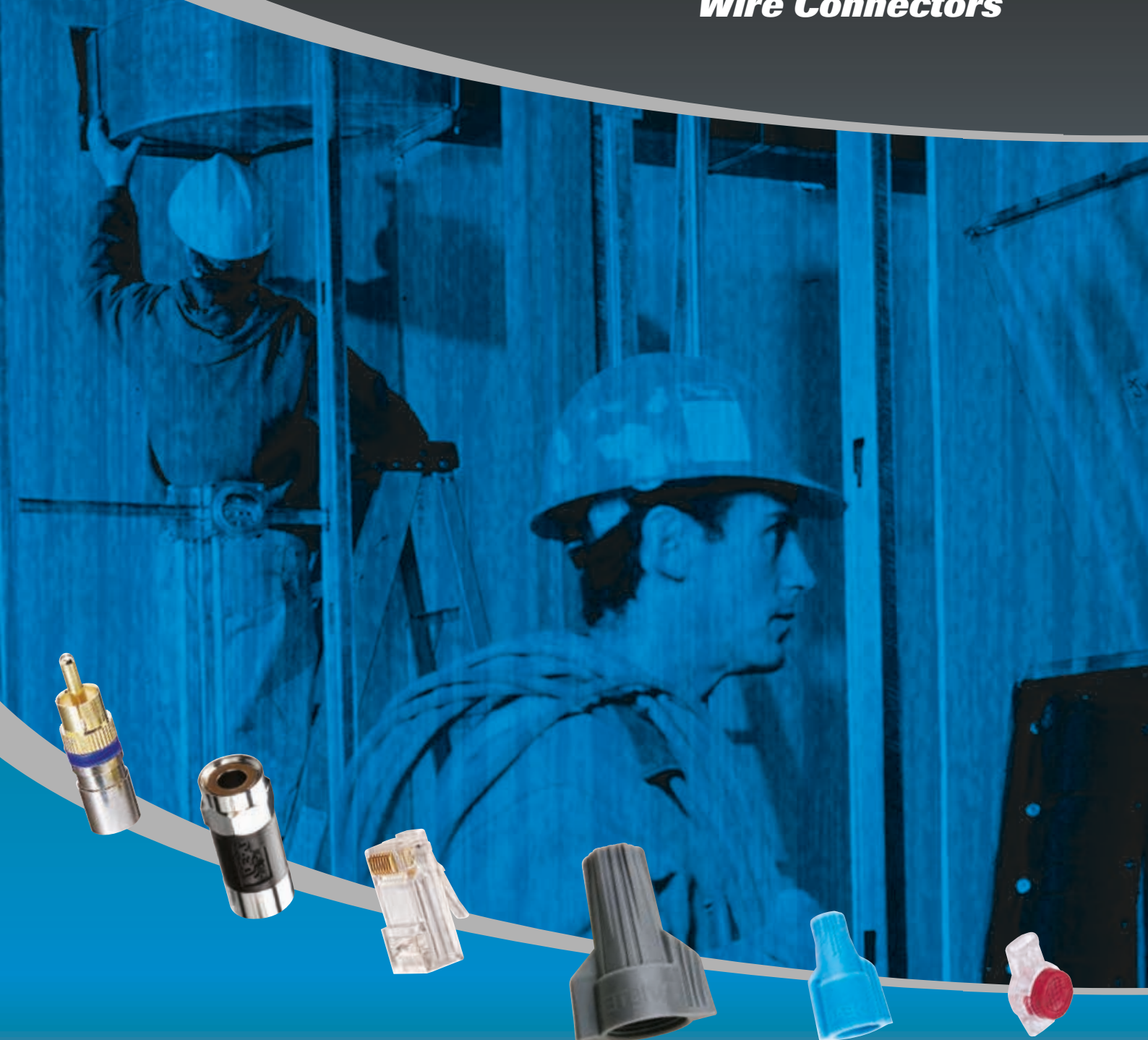


**Wire Connectors**





**Wire Connectors**



For complete sales office contact information, visit us at:

**[www.idealindustries.co.uk](http://www.idealindustries.co.uk)**

**IDEAL INDUSTRIES LTD.**

Unit 3, Europa Court, Europa Boulevard, Westbrook, Warrington, WA5 7TN, UK  
Tel.: +44 (0)1925 44 44 46 • Fax: +44 (0)1925 44 55 01 • [electrical.enquiries@idealind.com](mailto:electrical.enquiries@idealind.com)

12/14  
Form No. P-2873UK  
Printed in UK

©2011 IDEAL INDUSTRIES, INC.