

SATCO **LIGHT BULBS**



New York, Florida, Texas, California,
Washington & Puerto Rico



SATCO Corporate Headquarters, Brentwood, NY

Light Bulb Source Book–

We are pleased to present this latest edition of our Light Bulb Source Book. Many new lamps and accessories have been added. Each section is color coded and crafted to locate and identify a specific item in each category with ease.

Satco is committed to providing unsurpassed quality service and produce assortment. Many of our product categories are supported by self stocking merchandising systems and demonstration displays. These efforts, along with many others make Satco the preferred choice in light sources and electrical related products.

Our vast distribution network affords us the unique ability to have the products you want and need in stock and ready to ship from one of our state of the art facilities totaling nearly one million square feet!

Locations –

- ① Brentwood, New York
(Corporate Headquarters)
- ② Seattle, Washington
- ③ San Francisco, California
- ④ Dallas, Texas
- ⑤ Miami, Florida
- ⑥ Puerto Rico



The Complete Satco Product Line



The Light Bulb Source Book

An easy to use catalog sorted by lamp type.



The Lamp Specification Catalog

A technical guide to our lamp selection.



General Lighting Products

Featuring:

- OEM & Consumer Hardware
- Electrical Accessories
- Glassware
- Track & Lighting Fixtures
- Portable Lamps



Nuvo Lighting

Satco's Decorative Lighting Brand



NATIONAL TOLL-FREE
1-800-43-SATCO (1-800-437-2826)

NEW YORK EXECUTIVE OFFICES & WAREHOUSE:
110 Heartland Blvd.
Brentwood, N.Y. 11717
800-437-2826
(631) 243-2022
FAX:(631) 243-2027

FLORIDA
900 N.W. 159th Drive
Miami, Florida 33169
800-437-2826
(305) 624-2044
FAX:(305) 623-0286

TEXAS
2000 Valwood Parkway
Farmers Branch,
Texas 75234
800-437-2826
(972) 247-2437
FAX:(972) 247-5408

CALIFORNIA
31288 San Benito St.
Hayward, California 94544
800-437-2826
(510) 487-4822
FAX:(510) 487-8955

WASHINGTON
4710 116th St. S.W.
Mukilteo,
Washington 98275
800-437-2826
(425) 789-3300
FAX:(425) 789-3310

PUERTO RICO
Bldg 3, Compeche St. 22
Julio N. Matos Industrial Park
Bo Martin Gonzales
Carolina, PR 00984
800-437-2826
(787) 757-3510
FAX:(787) 757-3540

www.satco.com

the
SATCO
advantage

Six fully inventoried distribution centers.

Each Satco facility features the latest warehouse management systems ensuring that each order is addressed in a timely and efficient manner.

Comprehensive product selection we have what you need.

Our unique product offering positions us as a "One Shop" vendor. Satco has compiled a variety products through various industry relationships which makes us the primary choice for selection and service.

Products produced to the highest industry standards.

Quality products – An adage we've built our company by. Every item we sell has been designed, produced and tested to meet or exceed industry benchmarks for quality and testing. Quality assurance is controlled on all levels from production to shipping.

Innovative technology.

Satco owns numerous patents on lamp and lighting technology. As a leader we have introduced many new concepts that have been embraced by the lighting community.

Retail packaging and merchandising programs.

Satco's product assortment includes many retail point of purchase items packaged for the consumer market. These product programs are supported by eye-catching easy to use merchandisers

Forty years of performance.

A proven history of service, quality and relationships are the integral part of who we are. We value our long term associations and looking forward to many more successful years together.

Exceptional customer service.

The backbone of any company is their customer service. Each of our distribution centers are staffed with highly experienced knowledgeable personnel ready to assist. If you can't locate an item you are looking for, just ask – chances are we have it!

LAMPS

at a glance

Incandescent Lamps

Advantages

- Low initial cost
- Low fixture cost
- Simple installation
- Inexpensive to dim
- All-weather operation
- High CRI

Disadvantages

- Voltage sensitive
- Lowest efficacy
- Short life
- Heat

Tungsten Halogen

Advantages

- Whiter light than incandescent
- Excellent lumen maintenance
- Longer life than incandescent
- More efficient than incandescent

Disadvantages

- More costly than incandescent

Fluorescent Lamps

Advantages

- High efficacy
- Very good color
- Wide range of colors
- Good lumen maintenance
- Long life

Disadvantages

- Temperature effects
- Requires a ballast
- Light control

Mercury Vapor

Advantages

- Good for landscape lighting
- Long life
- All-weather operation

Disadvantages

- Lowest HID efficacy
- Poor lumen maintenance
- Poor color
- Requires a ballast
- Restrike time

High Pressure Sodium

Advantages

- Highest efficacy
- Long life
- Universal burning position
- Range of wattages
- Good lumen maintenance
- All-temperature operation

Disadvantages

- Color
- Requires a ballast
- Cycling (standard lamp)

Metal Halide

Advantages

- High efficacy
- Good color
- Good lumen maintenance
- Wide range of wattages
- Medium-long life
- All-temperature operation

Disadvantages

- Color shift
- Hot restrike time
- Requires a ballast

GLOSSARY

of terms

Ampere

A unit of measurement which expresses the rate of flow of electricity.

Average Rated Life

An average rating, in hours indicating when half of a large group of lamps have failed, when operated at rated lamp voltage and current.

Ballast

A device used with a discharge lamp to obtain the necessary voltage for starting and operating.

Center Beam Candlepower (CBCP)

The intensity of light produced at the center of a reflector lamp, expressed in candelas.

Color Rendering Index (CRI)

The measure of a light source to render color correctly.

Lamp

A manufactured light source. The three main categories are: incandescent, Fluorescent and HID (high intensity discharge).

Light

Radiant energy that is capable of producing a visual light.

Maximum Overall Length (MOL)

The total length of a lamp from the top of bulb to the bottom of the base.

Power Factor

A measure of the effectiveness with which a device converts volt-amperes to watts.

Total Harmonic Distortion (THD)

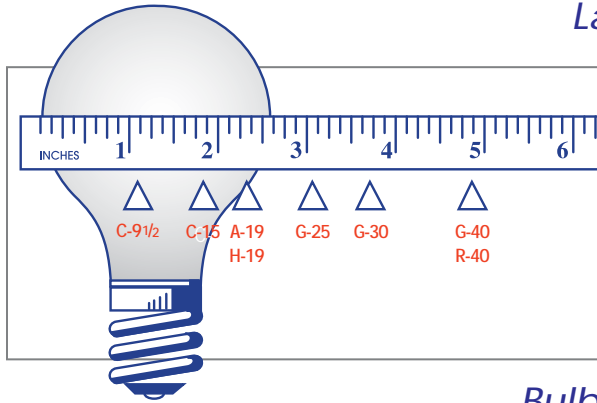
The rating which expresses the ability of a ballast not to affect the frequency.

Voltage

The measurement of electrical potential expressed in volts (V).

Reference Guide

Lamp Logic



Size: Incandescent bulb size is determined by the bulb's maximum diameter (the diameter at it's widest part). This measurement is always expressed in eighths of an inch.

For example; an A19 bulb's maximum diameter is 19 eighths of an inch or 19/8" or 2 3/8".

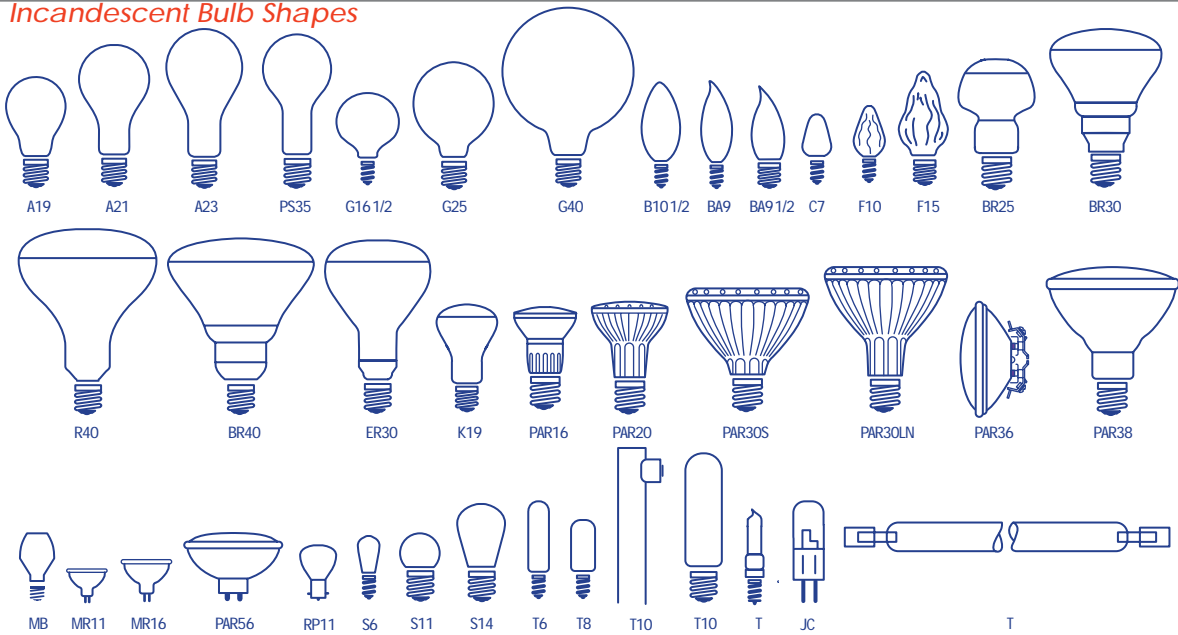
A G40 bulb is 40 / 8" or 5" .

Following are some examples of popular bulb shapes.

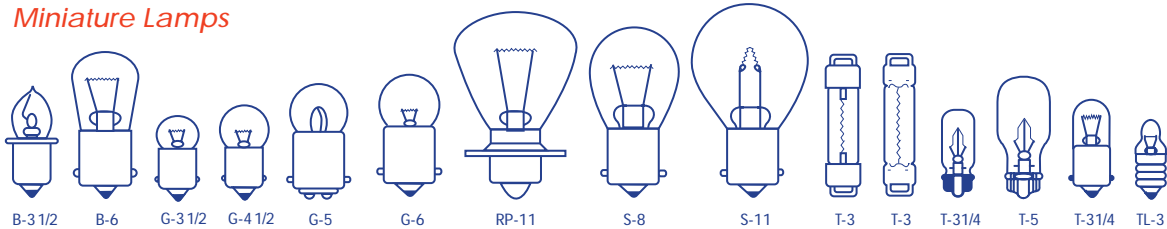
Bulb Shapes

The size and shape of a bulb is designated by a letter code followed by a number. The letter indicates the shape of the bulb and the number indicates the diameter in eighths of an inch.

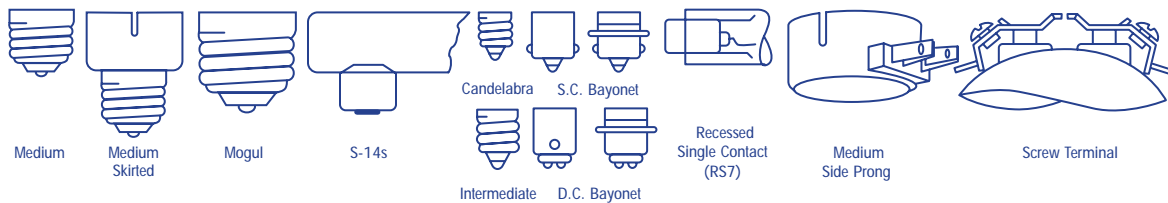
Incandescent Bulb Shapes



Miniature Lamps



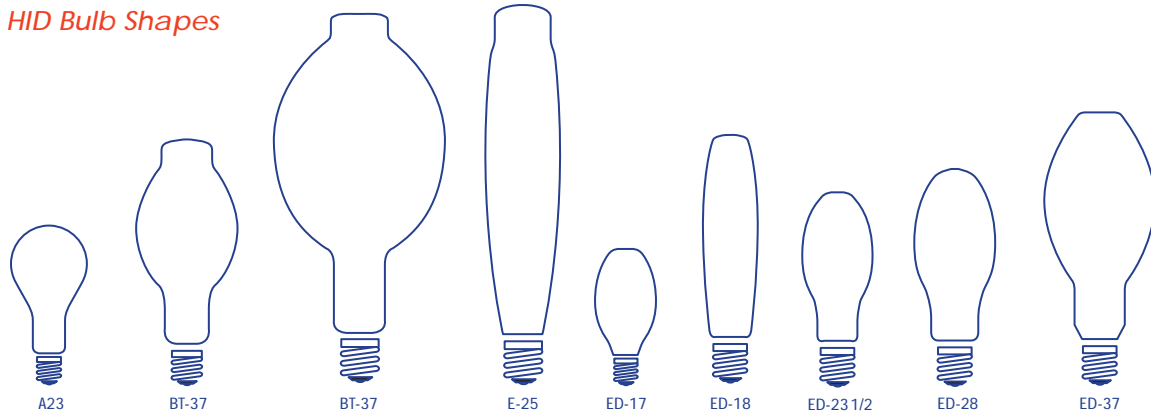
Base Types



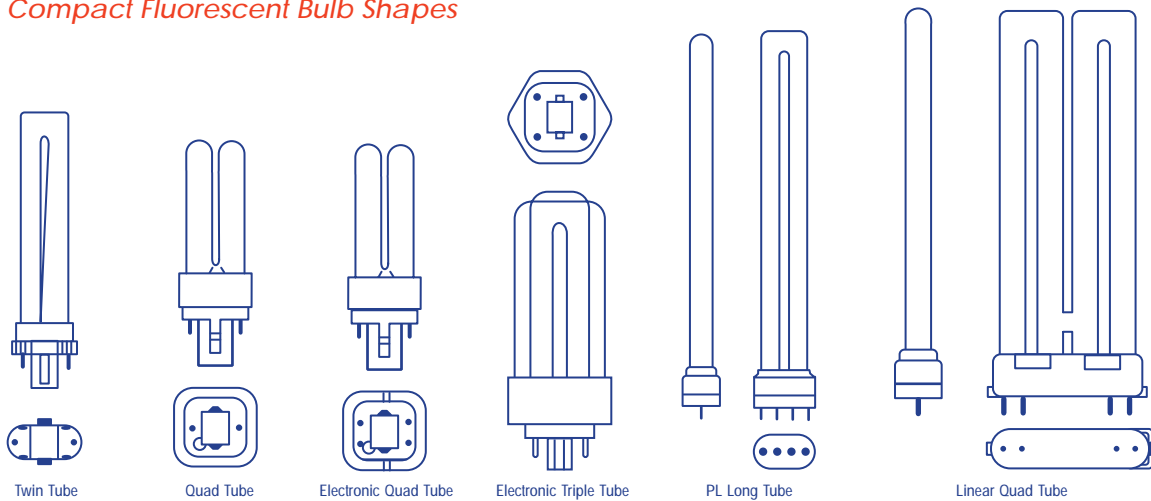
Reference Guide

product reference guide

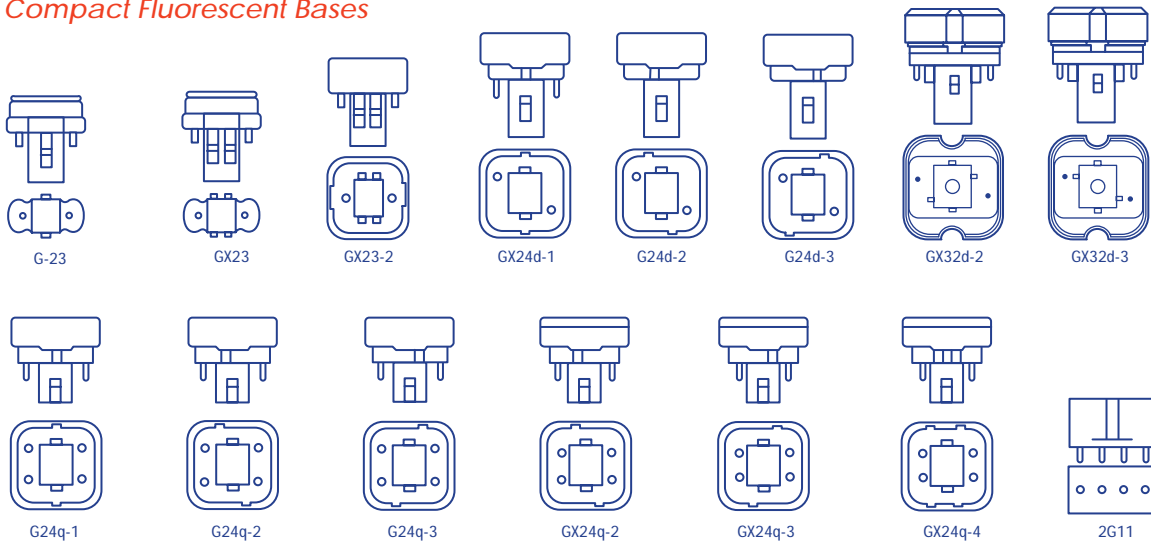
HID Bulb Shapes



Compact Fluorescent Bulb Shapes



Compact Fluorescent Bases



Color Temp.	Warm	Neutral	Cool	Daylight
Kelvin Range	3000K	3500K	4100K	5000K
Effect & Moods	Warm & Friendly	Inviting & Comfortable	Clean & Organized	Bright & Alert
Application	Homes & Restaurants	Showrooms & Reception Areas	Office & Hospitals	Galleries & Jewelry Display



Color Application Guide

Color Rendering

Lamp Color



The Color Rendering Index is based on a maximum rating of 100. Light sources with a low CRI will make objects appear washed out and dull. Lamps with high CRI ratings will be more vivid and bring life to the subject.

The color of light is based on a color temperature scale which is rated in Kelvins. A warm color of light would be in 2000 - 3000K range and would make the red, orange and yellow colors more predominant. Light sources with a color temperature in the 4000K range would feature more blue or cool colors. The photographs shown here illustrate how the color of a light source can impact the appearance of objects.

Color Matching

Choose from a wide assortment of color temperatures to match different lamp types in an application.

Many of the light sources shown throughout the catalog offer a wide range of color options to suit your specific design needs.

Fluorescent Bulb Shapes

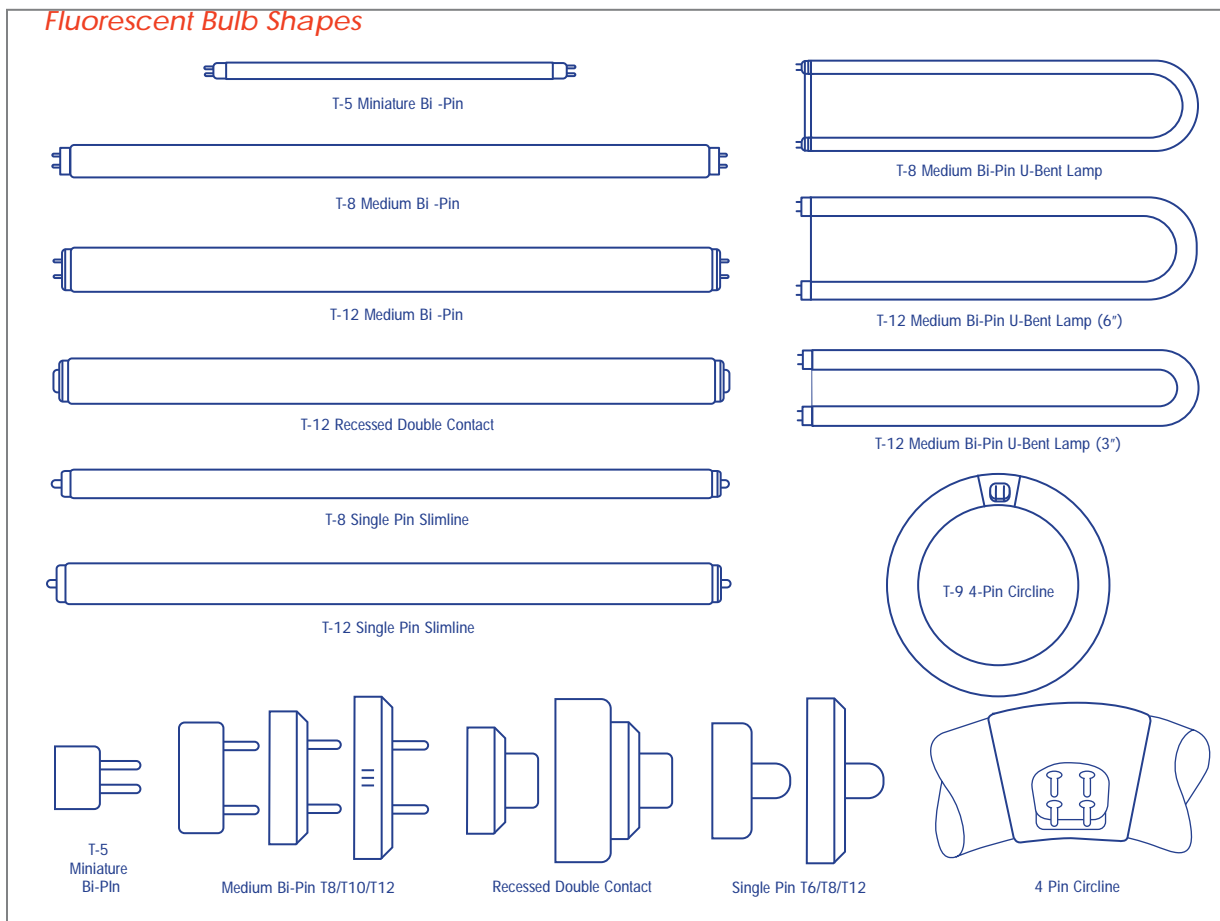


Table of Contents



table of contents

REFLECTORS




Reflectors

R14 & R16	14
K19	21
R20 & BR25	15
BR30	16-18
BR40	19
ER30 & ER40	25
R20/BR30/BR40 Halogen	20
Plant Light Reflectors	24
BR38 Floods	25




Color Reflectors

R20 Colors	22
BR30 Colors	23
BR38 Colors	27



PAR Reflectors

Incandescent PARs	29-30
Soft Ray PARs	31
PAR14-PAR38 Halogen	32-36



Heat Lamps

BR38 Red	28
R40 Clear	28
R40 Red	28

DECORATIVE INCANDESCENT LAMPS



Globe Lights

G8 & G12 Globe Lights	40
G12 Colored Globe Lights	41
G16½ Silver Crown	41
G16½ Globe Lights	42-43
G14 & G17 Globe Lights	44
G16½ & G18½ Med.	45
G25 Globe Lights	46-49
G25 Silver Crown	50
G40 Globe Lights	51



Decorative Bulbs

Chandelier Bulbs 120V	52-56
Chandelier Bulbs 130V	57-61
Petite & Specialty	62-63
F10 & F15 Flame	64
Krypton G16½, Torp. Flame	65
Satco-Escent®	66-67
Flicker Bulbs	68
Prismatics Bulbs	69
Colored Torpedo	70

GENERAL SERVICE LAMPS



Night Light Bulbs	74
Display/Sign Bulbs	75
Tubular	76-78
Hi-Intensity	79
Appliance/Indicators	80-81
A15	82-83
A19 2 Pack	84-85
A19 4 Pack	86
A19 Black Light/Bug/Silver Cr.	88
A19 Party Bulbs	89-91



A19 EconoBrite™	92-93
A19 Energy Saver	102
A19/A21/A23 Commercial Serv.	87
A19 Safety Coated	94
A21 Safety Coated	95
A19 Rough Service	95
3-Way	96-97
A21 Household	98
A23 Household	99
PS25/PS35	100-101

Table of Contents

SPECIALTY LAMPS



Linear Incandescent106
Neodymium Lamps107-109
Shatter-Proof110-111
A19 Low Voltage112



Export A19 130V-230V113
Export G25 220V114
Export Decorative 220V115
Export Reflectors 230V114

HALOGEN LAMPS



PAR14~PAR38 Halogen ..120-124
Soft Ray PARs125
R20/BR30/BR40 Halogen126
MR8/MR11 12V & 24V127
MR16 120V128
MR16 12V & 24V129-131
ALR132
AR70/AR111133
PAR36/PAR 56/PAR64134



General Service135
JD Bayonet136
JD Mini-Can137
JD Euro137
T3 Krypton/Xenon138
Capsules 12V/24V/120V139
J-Type140
Ball Lite141
A-Type142

CARDED LAMPS



Chandelier Bulbs 120V ..146-151
Chandelier Bulbs 130V ..152-156
Globe157-159
Satco-Escent®160
F10 & F15 Flame161-162
Krypton/Diamond Cut163
Silicone Tip163
Ceiling Fan Bulbs164
Prismatic Bulbs165
Flicker Bulbs166



Tubular167
Hi-Intensity/Sign168
R14 &R16 Reflectors171
MR11 & MR16172
JD E11/E14/BA15D173
Capsules 12V/120V174
GU10/JDR175
Double Envelope175
J Type176-177
Compact Fluorescent178

FLUORESCENT LAMPS



T2-T8 Linear Tubes182-188
T8 U Bend Tubes189
T12 Linear Tubes190-192
T12 U Bend Tubes193
T6/T8/T12 Slimline Tubes .194-195
T12 HO/VHO Tubes196-197
T5/T9 Circline Tubes198-199
Shatterproof Lamps200-201
Pin Based Compact202-213



Self Ballasted

Mini Spiral CFL214
Standard Spiral CFL215
R20~R40/BR38 CFL216
A Type CFL219
Torpedo/Bullet/Globe CFL220
Spiral w/Photocell CFL221
Bug CFL221
Circline222

Table of *Contents*



table of contents

HID LAMPS



Metal Halide

Mogul Base . . .226-229,232-233
 Medium Base226-229
 PAR Type230
 R40 Reflector230
 Double Ended231
 Single Ended T Type231
 Double Ended T Type231



Mercury Vapor

Mogul Base234-235
 Medium Base235
High Pressure Sodium
 Medium Base236
 Mogul Base237-239
Low Pressure Sodium
 Sox Lamps240

SEALED BEAM LAMPS



Screw Terminal

PAR36244
 PAR46245



Mogul End Prong

PAR56.246
 PAR64.246

MINIATURE & SPECIALTY LAMPS



Incandescent

B-3½, G-3½, G-4½252
 G-6, B-6, T-5253
 S-8, RP11254



Xenon

T-3¼, T5 Wedge255
 T-3¼ Double End Cap256
 RLX256

BALLASTS & ACCESSORIES



Ballasts

Electronic260-262
 Magnetic263-264
 Socket Ballasts265



Accessories

Bulb Changers266
 Bulb Cages266
 Bulb Extenders266

R14 & R16

1500 Hours



R14
Intermediate Base
120 Volt
S3205 25 Watt
S3215 40 Watt



R14
E14/Euro. (Mignon) Base
130 Volt
S3396 40 Watt

Not Shown Actual Size



R16
Medium Base
120 Volt
S3214 40 Watt



Shortneck R14
Medium Base
120 Volt
S3601 25 Watt
S3602 40 Watt



R14
Medium Base
120 Volt
S3604 25 Watt
S3605 40 Watt

Packing:
Individually Boxed
500/Master, 25/Inner

Watts	Bulb Type	Base	Satco Order No.	Lamp Code	Finish	Volts	Avg. Rated Hours	Lumens	Filament	M.O.L.	Pack. Type	Mst.Ctn./Inner Pack
25	R14	Int.	S3205	25R14N	Lt. Frost	120V	1500	135	CC2V	2 5/8"	Box	500/25
25	R14	Med.	S3601	25R14	Lt. Frost	120V	1500	135	CC2V	2 1/4"	Box	500/25
25	R14	Med.	S3604	25R14	Lt. Frost	120V	1500	135	CC2V	2 5/8"	Box	500/25
40	R14	E14/Euro	S3396	40R14	Lt. Frost	130V	1500	280	CC2V	2 5/8"	Box	500/25
40	R14	Int.	S3215	40R14N	Lt. Frost	120V	1500	280	CC2V	2 5/8"	Box	500/25
40	R14	Med.	S3602	40R14	Lt. Frost	120V	1500	280	CC2V	2 1/4"	Box	500/25
40	R14	Med.	S3605	40R14	Lt. Frost	120V	1500	280	CC2V	2 5/8"	Box	500/25
40	R16	Med.	S3214	40R16	Frost	120V	1500	280	C-9	3 7/16"	Box	500/25

R20 & BR25

2000 Hours

Not Shown Actual Size

R20

Medium Base

120 Volt

S3210 30 Watt

S3204 50 Watt

S3211 75 Watt

S3226 100 Watt

S2810 30 Watt/130 Volt

S3804 50 Watt/130 Volt

S2811 75 Watt/130 Volt

Packing:

Individually Sleeved

96/Master

12/Inner



BR25

Medium Base

120 Volt

S2806 65 Watt

S2807 85 Watt

Packing:

Individually Sleeved

96/Master

12/Inner



reflectors

Watts	Bulb Type	Base	Satco Order No.	Lamp Code	Finish	Volts	Avg. Rated Hours	Lumens	Filament	M.O.L.	Pack. Type	Mst. Ctn./ Inner Pack
30	R20	Med.	S3210	30R20	Frost	120V	2000	185	CC-9	4"	Sleeve	96/12
30	R20	Med.	S2810	30R20/130	Frost	130V	2000	185	CC-9	4"	Sleeve	96/12
50	R20	Med.	S3204	50R20	Frost	120V	2000	375	CC-9	4"	Sleeve	96/12
50	R20	Med.	S3804	50R20/130	Frost	130V	2000	375	CC-9	4"	Sleeve	96/12
75	R20	Med.	S3211	75R20	Frost	120V	2000	690	CC-9	4"	Sleeve	96/12
75	R20	Med.	S2811	75R20/130	Frost	130V	2000	690	CC-9	4"	Sleeve	96/12
100	R20	Med.	S3226	100R20	Frost	120V	2000	925	CC-9	4"	Sleeve	96/12
65	BR25	Med.	S2806	65BR25/FL	Frost	120V	2000	600	CC-6	4 3/4"	Sleeve	96/12
85	BR25	Med.	S2807	85BR25/FL	Frost	120V	2000	800	CC-6	4 3/4"	Sleeve	96/12

BR30

2000 Hours

Not Shown Actual Size

BR30

Medium Base

S3259 50 Watt

S2808 65 Watt

S3408 65 Watt/130 Volt

S2809 85 Watt

S3409 85 Watt/130 Volt

Packing: Individually Sleeved
96/Master, 12/Inner



Colorful
Multi Pack
Inner Cartons

Watts	Bulb Type	Base	Satco Order No.	Lamp Code	Finish	Volts	Avg. Rated Hours	Lumens	Filament	M.O.L.	Pack Type	Mst.Ctn./ Inner Pack
50	BR30	Med.	S3259	50BR30/FL	Frost	120V	2000	550	CC-9	5 3/8"	Sleeve	96/12
65	BR30	Med.	S2808	65BR30/FL	Frost	120V	2000	685	CC-9	5 3/8"	Sleeve	96/12
65	BR30	Med.	S3408	65BR30/FL	Frost	130V	2000	685	CC-9	5 3/8"	Sleeve	96/12
85	BR30	Med.	S2809	85BR30/FL	Frost	120V	2000	925	CC-9	5 3/8"	Sleeve	96/12
85	BR30	Med.	S3409	85BR30/FL	Frost	130V	2000	925	CC-9	5 3/8"	Sleeve	96/12

2000 Hours

2 Pack **BR30**



Not Shown Actual Size

BR30/2 Pack

Medium Base

S2817 65 Watt

S3417 65 Watt/130 Volt

Packing: 2/Box

60 2-Packs /Master

Sold Per Pack

Watts	Bulb Type	Base	Satco Order No.	Lamp Code	Finish	Volts	Avg. Rated Hours	Lumens	Filament	M.O.L.	Pack. Type	Mst.Ctn.
65	BR30	Med.	S2817	65BR30/FL/2PK	Frost	120V	2000	685	CC-9	5 3/8"	Box/2	60/2
65	BR30	Med.	S3417	65BR30/FL/2PK	Frost	130V	2000	685	CC-9	5 3/8"	Box/2	60/2

BR30

5000 Hours

BR30
 Long Life
 Commercial Grade

Medium Base
 130 Volt

S6208 65 Watt/130 Volt
 Packing: Individually Sleeved
 24/Master



Not Shown Actual Size

Watts	Bulb Type	Base	Satco Order No.	Lamp Code	Finish	Volts	Avg. Rated Hours	Lumens	Filament	M.O.L.	Pack. Type	Mst. Ctn.
65	BR30	Med.	S6208	65BR30/FL/LL	Frost	130V	5000	532	CC-9	5 3/8"	Sleeve	24


2500 Hours

BR40

Not Shown Actual Size



LONGER LIFE!



BR40

Medium Base

S2853 65 Watt

S4453 65 Watt/130 Volt

S2854 85 Watt/120-130 Volt

S2855 120 Watt

S4455 120 Watt/130 Volt

*Packing: Individually Sleeved
24/Master*

reflectors

Watts	Bulb Type	Base	Satco Order No.	Lamp Code	Finish	Avg. Rated		Lumens	Filament	M.O.L.	Pack. Type	Mst.Ctn.
						Volts	Hours					
65	BR40	Med.	S2853	65BR/FL	Frost	120V	2500	685	CC-6	6 1/2"	Sleeve	24
65	BR40	Med.	S4453	65BR/FL	Frost	130V	2500	685	CC-6	6 1/2"	Sleeve	24
85	BR40	Med.	S2854	85BR/FL	Frost	120-130V	2500	925	CC-6	6 1/2"	Sleeve	24
120	BR40	Med.	S2855	120BR/FL	Frost	120V	2500	1150	CC-6	6 1/2"	Sleeve	24
120	BR40	Med.	S4455	120BR/FL	Frost	130V	2500	1150	CC-6	6 1/2"	Sleeve	24

Halogen Reflectors



R20/BR30/BR40

2500 Hours

- Nickel Plated Brass Base
- High Lumen Output
- Brilliant White Light
- Better Color Rendering than Standard Floods
- 20% Brighter & Longer Lasting



reflectors

R20

Medium Base
120 Volt
S4500 50 Watt
Packing: Individually Sleeved
48/Master, 6/Inner

BR30

Medium Base
120 Volt/130Volt
S4501 60 Watt
S4401 60 Watt/130 Volt
S4502 75 Watt
S4402 75 Watt/130 Volt
Packing: Individually Sleeved
48/Master, 6/Inner

BR40

Medium Base
120 Volt
S4504 75 Watt
S4503 100 Watt
Packing: Individually Sleeved
24/Master, 6/Inner

Not Shown Actual Size

Watts	Bulb Type	Base	Satco Order No.	Lamp Code	Beam	Volts	Avg. Rated Hours	Lumens	Kelvin	M.O.L.	Pack. Type	Mst. Ctn./ Inner Pack
50	R20	Med.	S4500	50R20/FL/HAL	70°	120V	2500	480	3000K	4"	Sleeve	48/6
60	BR30	Med.	S4501	60BR30/FL/HAL	80°	120V	2500	730	3000K	5 3/8"	Sleeve	48/6
60	BR30	Med.	S4401	60BR30/FL/HAL	80°	130V	2500	730	3000K	5 3/8"	Sleeve	48/6
75	BR30	Med.	S4502	75BR30/FL/HAL	80°	120V	2500	900	3000K	5 3/8"	Sleeve	48/6
75	BR30	Med.	S4402	75BR30/FL/HAL	80°	130V	2500	900	3000K	5 3/8"	Sleeve	48/6
75	BR40	Med.	S4504	75BR40/FL/HAL	90°	120V	2500	900	3000K	6 1/2"	Sleeve	24/6
100	BR40	Med.	S4503	100BR40/FL/HAL	90°	120V	2500	1400	3000K	6 1/2"	Sleeve	24/6

1500 Hours

2 Pack **K19**



Satco **K19** directional reflector lamps are specifically designed to create a soft, glare free light source.

Not Shown Actual Size

Directional Reflectors

White

*Medium Base
120 Volt*

S4976 40 Watt

S4977 60 Watt

S4978 75 Watt

S4979 100 Watt

Packing: 2/Box, 12/2 Packs

Sold Per Pack

Watts	Bulb Type	Base	Satco Order No.	Lamp Code	Finish	Volts	Avg. Rated Hours	Lumens	Filament	M.O.L.	Pack. Type	Mst.Ctn.
40	K19	Med.	S4976	40K19/2PK	White	120	1500	260	C-9	4 1/8"	Box/2	12
60	K19	Med.	S4977	60K19/2PK	White	120	1500	520	C-9	4 1/8"	Box/2	12
75	K19	Med.	S4978	75K19/2PK	White	120	1500	680	C-9	4 1/8"	Box/2	12
100	K19	Med.	S4979	100K19/2PK	White	120	1500	1000	C-9	4 1/8"	Box/2	12

Reflectors *Brass Base*



R20 colors

130 Volt 2000 Hours

Not Shown Actual Size

Medium Base 130 Volt
Packing: Individually Sleeved
96/Master, 12/Inner



S3200 50 Watt Red



S3201 50 Watt Green



S3202 50 Watt Blue



S3203 50 Watt Amber



S3212 50 Watt Pink

Watts	Bulb Type	Base	Satco Order No.	Lamp Code	Finish	Volts	Avg. Rated Hours	Lumens	Filament	M.O.L.	Pack. Type	Mst. Ctn./ Inner Pack
50	R20	Med.	S3200	50R20/R	Red	130	2000	n/a	C-9	4"	Sleeve	96/12
50	R20	Med.	S3201	50R20/G	Green	130	2000	n/a	C-9	4"	Sleeve	96/12
50	R20	Med.	S3202	50R20/B	Blue	130	2000	n/a	C-9	4"	Sleeve	96/12
50	R20	Med.	S3203	50R20/A	Amber	130	2000	n/a	C-9	4"	Sleeve	96/12
50	R20	Med.	S3212	50R20/PK	Pink	130	2000	n/a	C-9	4"	Sleeve	96/12

reflectors

2000 Hours 130 Volt

BR30 colors



S3227 75 Watt Green



S3240 75 Watt Red

Not Shown Actual Size

*Medium Base 130 Volt
Packing: Individually Sleeved
96/Master, 12/Inner*



S3213 75 Watt Pink



S3239 75 Watt Amber



S3228 75 Watt Blue

reflectors

Watts	Bulb Type	Base	Satco Order No.	Lamp Code	Finish	Volts	Avg. Rated Hours	Lumens	Filament	M.O.L.	Pack. Type	Mst.Ctn./ Inner Pack
75	BR30	Med.	S3240	75BR30/R	Red	130	2000	n/a	C-9	5 3/8"	Sleeve	96/12
75	BR30	Med.	S3227	75BR30/G	Green	130	2000	n/a	C-9	5 3/8"	Sleeve	96/12
75	BR30	Med.	S3228	75BR30/B	Blue	130	2000	n/a	C-9	5 3/8"	Sleeve	96/12
75	BR30	Med.	S3239	75BR30/A	Amber	130	2000	n/a	C-9	5 3/8"	Sleeve	96/12
75	BR30	Med.	S3213	75BR30/PK	Pink	130	2000	n/a	C-9	5 3/8"	Sleeve	96/12

Plant Light *Brass Base*



Reflectors

120 Volt / 2000 Hours

Not Shown Actual Size



R20/R25/R30

Plant Lights

Medium Base

120 Volt

S2850 50 Watt/R20

S2851 75 Watt/R25

S2852 150 Watt/R30

Packing: Individually Boxed
96/Master, 12/Inner



Watts	Bulb Type	Base	Satco Order No.	Lamp Code	Volts	Avg. Rated Hours	Lumens	Filament	M.O.L.	Pack. Type	Mst. Ctn./ Inner Pack
50	R20	Med.	S2850	50R20/Plant	120V	2000	n/a	C-9	4"	Box	96/12
75	R25	Med.	S2851	75R25/Plant	120V	2000	n/a	C-9	4 3/4"	Box	96/12
150	R30	Med.	S2852	150R30/Plant	120V	2000	n/a	C-9	5 3/8"	Box	96/12

reflectors

2000 Hours

ER30 & ER40

Elliptical Reflectors produce more useable light beyond the lamp surface. They are perfect for use in deeply recessed fixtures.



ER30

Elliptical

Medium Base

130 Volt

S4956 50 Watt

S4957 75 Watt

Packing:

Individually Sleeved
24/Case

ER40

Elliptical

Medium Base

130 Volt

S4958 120 Watt

Packing:

Individually Sleeved
24/Case

Not Shown

Actual Size

Watts	Bulb Type	Base	Satco Order No.	Lamp Code	Finish	Volts	Avg. Rated Hours	Lumens	Filament	M.O.L.	Pack. Type	Mst. Ctn.
50	ER30	Med.	S4956	50ER30	Frost	130V	2000	310	CC6	6 1/8"	Sleeve	24
75	ER30	Med.	S4957	75ER30	Frost	130V	2000	620	CC6	6 1/8"	Sleeve	24
120	ER40	Med.	S4958	120ER40	Frost	130V	2000	1180	CC6	7 1/4"	Sleeve	24

Reflectors *Brass Base*



BR38 Weatherproof

2000 Hours

BR38 Medium Base
120 Volt /130 Volt

S4420 75 Watt

S4430 75 Watt/130 Volt

S4421 150 Watt

S4431 150 Watt/130 Volt

Packing: Individually Boxed
12/Master

S4422 75 Watt (2 Pack)

S4423 150 Watt (2 Pack)

Packing: 2 per Box

8 2pk/Master

Sold Per Pack



Watts	Bulb Type	Base	Satco Order No.	Lamp Code	Finish	Volts	Avg. Rated Hours	Lumens	Filament	M.O.L.	Pack. Type	Mst.Ctn.
75	BR38	Med.	S4420	75BR38/FL	Clear	120V	2000	700	CC9	5 5/16"	Box	12
75	BR38	Med.	S4430	75BR38/FL	Clear	130V	2000	700	CC9	5 5/16"	Box	12
75	BR38	Med.	S4422	75BR38/FL/2PK	Clear	120V	2000	700	CC9	5 5/16"	Box/2	8
150	BR38	Med.	S4421	150BR38/FL	Clear	120V	2000	1550	CC9	5 5/16"	Box	12
150	BR38	Med.	S4431	150BR38/FL	Clear	130V	2000	1550	CC9	5 5/16"	Box	12
150	BR38	Med.	S4423	150BR38/FL/2PK	Clear	120V	2000	1550	CC9	5 5/16"	Box/2	8

2000 Hours

BR38 Weatherproof



S4424 100 Watt Red



S4425 100 Watt Amber

BR38
Colors

Medium Base
120 Volt
Packing:
Individually Boxed
6/Master



S4426 100 Watt Yellow



S4427 100 Watt Green



S4428 100 Watt Blue



S4429 100 Watt Pink

Not Shown
Actual Size

reflectors

Watts	Bulb Type	Base	Salco Order No.	Lamp Code	Finish	Volts	Avg. Rated Hours	Lumens	Filament	M.O.L.	Pack. Type	Mst. Ctn.
100	BR38	Med.	S4424	100BR38/R	Red	120V	2000	n/a	CC9	5 5/16"	Box	6
100	BR38	Med.	S4425	100BR38/A	Amber	120V	2000	n/a	CC9	5 5/16"	Box	6
100	BR38	Med.	S4426	100BR38/Y	Yellow	120V	2000	n/a	CC9	5 5/16"	Box	6
100	BR38	Med.	S4427	100BR38/G	Green	120V	2000	n/a	CC9	5 5/16"	Box	6
100	BR38	Med.	S4428	100BR38/B	Blue	120V	2000	n/a	CC9	5 5/16"	Box	6
100	BR38	Med.	S4429	100BR38/PK	Pink	120V	2000	n/a	CC9	5 5/16"	Box	6

Heat lamps

5000 Hours



R40/Clear
Infrared Heat Lamp
Medium Base (120 Volt)
S4999 250 Watt Clear

Packing: Individually Sleeved, 12/Master



R40/Red
Infrared Heat Lamp
Medium Base (120 Volt)
S4998 250 Watt Red

Packing: Individually Sleeved, 12/Master



BR38/Red
Infrared Heat Lamp
Medium Base (120 Volt)
S4751 175 Watt Red

Packing: Individually Boxed, 12/Master



R40/Clear
Infrared Heat Lamp
Medium Base (120 Volt)
S4750 125 Watt Clear

Packing: Individually Boxed, 12/Master

Not Shown Actual Size

Watts	Bulb Type	Base	Satco Order No.	Lamp Code	Finish	Volts	Avg. Rated Hours	Lumens	Filament	M.O.L.	Pack. Type	Mst. Ctn.
125	R40	Med.	S4750	125R40/1	Clear	120V	5000	n/a	C-9	6 1/2"	Box	12
175	BR38	Med.	S4751	175BR38/HR	Red	120V	5000	n/a	C-9	5 5/16"	Box	12
250	R40	Med.	S4999	250R40/1	Clear	120V	5000	n/a	C-9	6 1/2"	Sleeve	12
250	R40	Med.	S4998	250R40/HR	Red	120V	5000	n/a	C-9	6 1/2"	Sleeve	12

Brass Base Reflectors

PAR38

2 Piece Construction

Weatherproof



Shown Actual Size

PAR38

Medium Base,
2 Piece Construction

S4952 65 Watt Flood

S4953 65 Watt Flood/130 Volt

S4951 65 Watt Spot

S4954 150 Watt Flood/130 Volt

S4955 150 Watt Spot/130 Volt

Packing: Individually Boxed
15/Master

Watts	Bulb Type	Base	Satco Order No.	Lamp Code	Beam	Volts	Avg. Rated Hours	Lumens	CBCP	Filament	M.O.L.	Pack. Type	Mst.Ctn.
65	PAR38	Med. Skt.	S4952	65PAR/FL	Flood 30°	120V	1750	715	1700	CC-6	5 5/16"	Box	15
65	PAR38	Med. Skt.	S4953	65PAR/FL/130	Flood 30°	130V	1750	715	1700	CC-6	5 5/16"	Box	15
65	PAR38	Med. Skt.	S4951	65PAR/SP	Spot 12°	120V	1750	715	5500	CC-6	5 5/16"	Box	15
150	PAR38	Med. Skt.	S4954	150PAR/FL/130	Flood 30°	130V	750	2175	4500	CC-6	5 5/16"	Box	15
150	PAR38	Med. Skt.	S4955	150PAR/SP/130	Spot 12°	130V	750	2175	18000	CC-6	5 5/16"	Box	15

130 VOLT BULB SPECIFICATIONS ON 120 VOLT LINE

57	PAR38	Med. Skt.	S4953	65PAR/FL/130	Flood 30°	130V	4375	540	1285	CC-6	5 5/16"	Box	15
132	PAR38	Med. Skt.	S4954	150PAR/FL/130	Flood 30°	130V	1875	1660	3435	CC-6	5 5/16"	Box	15
132	PAR38	Med. Skt.	S4955	150PAR/SP/130	Spot 12°	130V	1875	1660	13735	CC-6	5 5/16"	Box	15

PAR Reflectors

PAR36/PAR38/PAR56

Not Shown Actual Size



PAR38 Side Prong

2 Piece Construction

Side Prong Base,

S4800 75 Watt Flood

S4801 75 Watt Spot

S4675* 90 Watt Halogen Flood

S4674* 90 Watt Halogen Spot

S4802 150 Watt Flood

S4803 150 Watt Spot

Packing: Individually Boxed

12/Master

*15/Master



PAR36 12 Volt Screw Terminal

INCANDESCENT

S4804 50 Watt PAR36 Wide Flood

S4805 50 Watt PAR36 Narrow Spot

HALOGEN

S4809 36 Watt PAR36 Wide Flood

S4808 36 Watt PAR36 Narrow Spot

S4807 36 Watt PAR36 Very Narrow Spot

S4806 50 Watt PAR36 Narrow Spot

Packing: Individually Boxed

12/Master

PAR56 120 Volt Mogul Side Prong

INCANDESCENT

S4810 300 Watt PAR56 Medium Flood

S4811 300 Watt PAR56 Wide Flood

S4963 300 Watt PAR56 Narrow Spot

Packing: Individually Boxed

12/Master

Watts	Bulb Type	Base	Satco Order No.	Lamp Code	Beam	Volts	Avg. Rated Hours	CBCP	Lumens	Filament	M.O.L.	Pack. Type	Mst.Ctn.
75	PAR38	Side Prong	S4800	75PAR/3FL/MINE	Flood 30°	120V	2000	1750	765	CC-6	4 5/16"	Box	12
75	PAR38	Side Prong	S4801	75PAR/3SP/MINE	Spot 15°	120V	2000	5900	765	CC-6	4 5/16"	Box	12
90	PAR38	Side Prong	S4675	90PAR/CAP/3FL	Flood 30°	120V	2500	3500	1310	CC-8	4 5/16"	Box	15
90	PAR38	Side Prong	S4674	90PAR/CAP/3SP	Spot 12°	120V	2500	14300	1310	CC-8	4 5/16"	Box	15
150	PAR38	Side Prong	S4802	150PAR/3FL/MINE	Flood 30°	120V	2000	3600	1740	CC-6	4 5/16"	Box	12
150	PAR38	Side Prong	S4803	150PAR/3SP/MINE	Spot 18°	120V	2000	9200	1740	CC-6	4 5/16"	Box	12
50	PAR36	Screw Term.	S4804	50PAR36/WFL	Flood 35°	12V	2000	720	330	C-6	2 3/4"	Box	12
50	PAR36	Screw Term.	S4805	50PAR36/NSP	Spot 8°	12V	2000	11000	330	C-6	2 3/4"	Box	12
36	PAR36	Screw Term.	S4809	36PAR36/CAP/WFL	Flood 32°	12V	4000	1000	500	C-8	2 3/4"	Box	12
36	PAR36	Screw Term.	S4808	36PAR36/CAP/NSP	Spot 13°	12V	4000	3500	500	C-8	2 3/4"	Box	12
36	PAR36	Screw Term.	S4807	36PAR36/CAP/VNSP	Spot 5°	12V	4000	17000	500	C-8	2 3/4"	Box	12
50	PAR36	Screw Term.	S4806	50PAR36/CAP/NSP6	Spot 6°	12V	4000	25000	700	C-8	2 3/4"	Box	12
300	PAR56	Mog End Prong	S4810	300PAR56/MFL	Flood 23°	120V	2000	24000	3840	CC-13	5"	Box	12
300	PAR56	Mog End Prong	S4811	300PAR56/WFL	Flood 37°	120V	2000	11000	3840	CC-13	5"	Box	12
300	PAR36	Mog End Prong	S4963	300PAR56/NSP	Spot 10°	120V	2000	68000	3840	CC-13	5"	Box	12

SATCO® SOFTRAY™ PAR Reflectors

Not Shown Actual Size

PAR16/PAR20/PAR30/PAR38

Frosted Halogen Lamps

S O F T - R A Y

Introducing - Soft Ray, a new concept in halogen lighting. Our new line of frosted MR16 and PAR lamps offer a simple, cost effective solution to problems normally associated with standard halogen reflectors.

It is known that many users of traditional MR16 & PAR lamps object to the "headlamp look" or glare appearance of these lamps. Soft Ray lamps solve these problems and more!

- Glare Free
- Does not create hot spots
- Eliminates shadows & striations
- Produces a smooth and even beam pattern



PAR16



PAR20



PAR30 Short Neck



PAR30 Long Neck



PAR38

Not Shown Actual Size

Watts	Bulb Type	Base	Satco Order No.	Lamp Code	Beam	Volts	Avg. Rated Hours	Lumens	Filament	M.O.L.	Pack. Type	Mst. Ctn.
60	PAR16	Med.	S4108	60PAR16/FL/FROST	Flood 38°	120V	2500	525	CC-8	3 3/16"	Box	15
75	PAR16	Med.	S4109	75PAR16/FL/FROST	Flood 38°	120V	2500	725	CC-8	3 3/16"	Box	15
50	PAR20	Med.	S4100	50PAR20/NFL/FROST	Flood 38°	120V	2500	450	CC-8	3 3/8"	Box	15
50	PAR20	Med.	S4200	50PAR20/NFL/FROST	Flood 38°	130V	2500	450	CC-8	3 3/8"	Box	15
50	PAR30	Med.	S4101	50PAR30/FL/FROST	Flood 38°	120V	2500	520	CC-8	3 5/8"	Box	15
50	PAR30	Med.	S4201	50PAR30/FL/FROST	Flood 38°	130V	2500	520	CC-8	3 5/8"	Box	15
75	PAR30	Med.	S4102	75PAR30/FL/FROST	Flood 38°	120V	2500	900	CC-8	3 5/8"	Box	15
75	PAR30	Med.	S4202	75PAR30/FL/FROST	Flood 38°	130V	2500	900	CC-8	5 5/16"	Box	15
50	PAR30/LN	Med.	S4103	50PAR30/LN/FL/FROST	Flood 38°	120V	2500	520	CC-8	4 1/2"	Box	15
50	PAR30/LN	Med.	S4203	50PAR30/LN/FL/FROST	Flood 38°	130V	2500	520	CC-8	4 1/2"	Box	15
75	PAR30/LN	Med.	S4104	75PAR30/LN/FL/FROST	Flood 38°	120V	2500	900	CC-8	4 1/2"	Box	15
75	PAR30/LN	Med.	S4204	75PAR30/LN/FL/FROST	Flood 38°	130V	2500	900	CC-8	4 1/2"	Box	15
45	PAR38	Med. Skt.	S4105	45PAR38/FL/FROST	Flood 38°	120V	2500	450	CC-8	5 5/16"	Box	15
45	PAR38	Med. Skt.	S4205	45PAR38/FL/FROST	Flood 38°	130V	2500	450	CC-8	5 5/16"	Box	15
60	PAR38	Med. Skt.	S4106	60PAR38/FL/FROST	Flood 38°	120V	2500	600	CC-8	5 5/16"	Box	15
60	PAR38	Med. Skt.	S4206	60PAR38/FL/FROST	Flood 38°	130V	2500	600	CC-8	5 5/16"	Box	15
90	PAR38	Med. Skt.	S4107	90PAR38/FL/FROST	Flood 38°	120V	2500	1150	CC-8	5 5/16"	Box	15
90	PAR38	Med. Skt.	S4207	90PAR38/FL/FROST	Flood 38°	130V	2500	1150	CC-8	5 5/16"	Box	15

PAR16/PAR20/PAR30

Whiter light, brighter colors, precise beam control.

Not Shown Actual Size



PAR16

PAR20

PAR30

SATCO PAR HALOGEN LAMPS QUALITY • VALUE • PERFORMANCE

Watts	Bulb Type	Base	Satco Order No.	Lamp Code	Beam	Volts	Avg. Rated		Lumens	Filament	M.O.L.	Pack. Type	Mst. Ctn.
							Hours	CBCP					
45	PAR16	Med.	S2200	45PAR16/HAL/NFL	NFL 30°	120V	2500	1200	420	CC-8	3 3/16"	Box	15
45	PAR16	Med.	S2300	45PAR16/HAL/NFL	NFL 30°	130V	2500	1200	420	CC-8	3 3/16"	Box	15
60	PAR16	Med.	S2201	60PAR16/HAL/NFL	NFL 30°	120V	2500	1400	600	CC-8	3 3/16"	Box	15
60	PAR16	Med.	S2301	60PAR16/HAL/NFL	NFL 30°	130V	2500	1400	600	CC-8	3 3/16"	Box	15
60	PAR16	Med.	S2202	60PAR16/HAL/NSP	NSP 10°	120V	2500	4700	550	CC-8	3 3/16"	Box	15
60	PAR16	Med.	S2302	60PAR16/HAL/NSP	NSP 10°	130V	2500	4700	550	CC-8	3 3/16"	Box	15
75	PAR16	Med.	S2203	75PAR16/HAL/NFL	NFL 30°	120V	2500	1800	850	CC-8	3 3/16"	Box	15
75	PAR16	Med.	S2303	75PAR16/HAL/NFL	NFL 30°	130V	2500	1800	850	CC-8	3 3/16"	Box	15
75	PAR16	Med.	S2204	75PAR16/HAL/NSP	NSP 10°	120V	2500	7000	850	CC-8	3 3/16"	Box	15
75	PAR16	Med.	S2304	75PAR16/HAL/NSP	NSP 10°	130V	2500	7000	850	CC-8	3 3/16"	Box	15
50	PAR20	Med.	S2205	50PAR20/HAL/NFL	NFL 34°	120V	2500	1300	495	CC-8	3 1/4"	Box	15
50	PAR20	Med.	S2305	50PAR20/HAL/NFL	NFL 34°	130V	2500	1300	495	CC-8	3 1/4"	Box	15
50	PAR20	Med.	S2206	50PAR20/HAL/NSP	NSP 10°	120V	2500	4700	495	CC-8	3 1/4"	Box	15
50	PAR20	Med.	S2306	50PAR20/HAL/NSP	NSP 10°	130V	2500	4700	495	CC-8	3 1/4"	Box	15
50	PAR30	Med.	S2207	50PAR30/HAL/NFL	NFL 34°	120V	2500	1750	560	CC-8	3 5/8"	Box	15
50	PAR30	Med.	S2307	50PAR30/HAL/NFL	NFL 34°	130V	2500	1750	560	CC-8	3 5/8"	Box	15
50	PAR30	Med.	S2208	50PAR30/HAL/WFL	WFL 50°	120V	2500	460	560	CC-8	3 5/8"	Box	15
50	PAR30	Med.	S2308	50PAR30/HAL/WFL	WFL 50°	130V	2500	460	560	CC-8	3 5/8"	Box	15
50	PAR30	Med.	S2209	50PAR30/HAL/NSP	NSP 9°	120V	2500	7600	560	CC-8	3 5/8"	Box	15
50	PAR30	Med.	S2309	50PAR30/HAL/NSP	NSP 9°	130V	2500	7600	56+0	CC-8	3 5/8"	Box	15
75	PAR30	Med.	S2210	75PAR30/HAL/NFL	NFL 34°	120V	2500	3100	945	CC-8	3 5/8"	Box	15
75	PAR30	Med.	S2310	75PAR30/HAL/NFL	NFL 34°	130V	2500	3100	945	CC-8	3 5/8"	Box	15
75	PAR30	Med.	S2211	75PAR30/HAL/WFL	WFL 50°	120V	2500	770	945	CC-8	3 5/8"	Box	15
75	PAR30	Med.	S2311	75PAR30/HAL/WFL	WFL 50°	130V	2500	770	945	CC-8	3 5/8"	Box	15
75	PAR30	Med.	S2212	75PAR30/HAL/NSP	NSP 9°	120V	2500	13000	945	CC-8	3 5/8"	Box	15
75	PAR30	Med.	S2312	75PAR30/HAL/NSP	NSP 9°	130V	2500	13000	945	CC-8	3 5/8"	Box	15

Not Shown Actual Size



PAR38

PAR30LN

SATCO PAR HALOGEN LAMPS

QUALITY • VALUE • PERFORMANCE

Watts	Bulb Type	Base	Satco Order No.	Lamp Code	Beam	Avg. Rated				Filament	M.O.L.	Pack Type	Mst. Ctn.
						Volts	Hours	CBCP*	Lumens				
50	PAR30/LN	Med.	S2213	50PAR30/HAL/NFL	NFL 34°	120V	2500	1750	560	CC-8	4 1/2"	Box	15
50	PAR30/LN	Med.	S2313	50PAR30/HAL/NFL	NFL 34°	130V	2500	1750	560	CC-8	4 1/2"	Box	15
50	PAR30/LN	Med.	S2214	50PAR30/HAL/WFL	WFL 50°	120V	2500	460	560	CC-8	4 1/2"	Box	15
50	PAR30/LN	Med.	S2314	50PAR30/HAL/WFL	WFL 50°	130V	2500	460	560	CC-8	4 1/2"	Box	15
50	PAR30/LN	Med.	S2215	50PAR30/HAL/NSP	NSP 9°	120V	2500	7600	550	CC-8	4 1/2"	Box	15
50	PAR30/LN	Med.	S2315	50PAR30/HAL/NSP	NSP 9°	130V	2500	7600	550	CC-8	4 1/2"	Box	15
75	PAR30/LN	Med.	S2216	75PAR30/HAL/NFL	NFL 34°	120V	2500	3100	945	CC-8	4 1/2"	Box	15
75	PAR30/LN	Med.	S2316	75PAR30/HAL/NFL	NFL 34°	130V	2500	3100	945	CC-8	4 1/2"	Box	15
75	PAR30/LN	Med.	S2217	75PAR30/HAL/WFL	WFL 50°	120V	2500	770	945	CC-8	4 1/2"	Box	15
75	PAR30/LN	Med.	S2317	75PAR30/HAL/WFL	WFL 50°	130V	2500	770	945	CC-8	4 1/2"	Box	15
75	PAR30/LN	Med.	S2218	75PAR30/HAL/NSP	NSP 9°	120V	2500	13000	945	CC-8	4 1/2"	Box	15
75	PAR30/LN	Med.	S2318	75PAR30/HAL/NSP	NSP 9°	130V	2500	13000	945	CC-8	4 1/2"	Box	15
45	PAR38	Med.	S2219	45PAR38/HAL/FL	FL 30°	120V	2500	1380	465	CC-8	5 5/16"	Box	15
45	PAR38	Med.	S2319	45PAR38/HAL/FL	FL 30°	130V	2500	1380	465	CC-8	5 5/16"	Box	15
45	PAR38	Med.	S2220	45PAR38/HAL/NSP	NSP 9°	120V	2500	5000	465	CC-8	5 5/16"	Box	15
45	PAR38	Med.	S2320	45PAR38/HAL/NSP	NSP 9°	130V	2500	5000	465	CC-8	5 5/16"	Box	15
75	PAR38	Med.	S2221	75PAR38/HAL/FL	FL 30°	120V	2500	3200	960	CC-8	5 5/16"	Box	15
75	PAR38	Med.	S2321	75PAR38/HAL/FL	FL 30°	130V	2500	3200	960	CC-8	5 5/16"	Box	15
75	PAR38	Med.	S2222	75PAR38/HAL/NSP	NSP 9°	120V	2500	16000	960	CC-8	5 5/16"	Box	15
75	PAR38	Med.	S2322	75PAR38/HAL/NSP	NSP 9°	130V	2500	16000	960	CC-8	5 5/16"	Box	15
90	PAR38	Med.	S2223	90PAR38/HAL/FL	FL 30°	120V	2500	3800	1260	CC-8	5 5/16"	Box	15
90	PAR38	Med.	S2323	90PAR38/HAL/FL	FL 30°	130V	2500	3800	1260	CC-8	5 5/16"	Box	15
90	PAR38	Med.	S2224	90PAR38/HAL/NSP	NSP 9°	120V	2500	14000	1260	CC-8	5 5/16"	Box	15
90	PAR38	Med.	S2324	90PAR38/HAL/NSP	NSP 9°	130V	2500	14000	1260	CC-8	5 5/16"	Box	15
120	PAR38	Med.	S2225	120PAR38/HAL/FL	FL 30°	120V	2500	4700	1600	CC-8	5 5/16"	Box	15
120	PAR38	Med.	S2325	120PAR38/HAL/FL	FL 30°	130V	2500	4700	1600	CC-8	5 5/16"	Box	15
120	PAR38	Med.	S2226	120PAR38/HAL/NSP	NSP 9°	120V	2500	22000	1600	CC-8	5 5/16"	Box	15
120	PAR38	Med.	S2326	120PAR38/HAL/NSP	NSP 9°	130V	2500	22000	1600	CC-8	5 5/16"	Box	15

reflectors

Halogen

PAR14/PAR16/PAR20

Whiter light, brighter colors, precise beam control.



PAR14

PAR16

PAR20

Not Shown Actual Size

Watts	Bulb Type	Base	Satco Order No.	Lamp Code	Beam	Avg. Rated		CBCP	Lumens	Filament	M.O.L.	Pack. Type	Mst. Ctn.
						Volts	Hours						
35	PAR14	Med.	S4658	35PAR14/CAP/WFL	WFL 50°	120V	2000	85	300	CC-8	2 7/16"	Box	6
60	PAR16	Med.	S4900	60PAR16/CAP/NFL	NFL 30°	120V	2000	1300	650	CC-8	2 7/8"	Box	15
60	PAR16	Med.	S4901	60PAR16/CAP/NFL	NFL 30°	130V	2000	1300	650	CC-8	2 7/8"	Box	15
60	PAR16	Med.	S4902	60PAR16/CAP/NSP	NSP 10°	120V	2000	5000	650	CC-8	2 7/8"	Box	15
60	PAR16	Med.	S4903	60PAR16/CAP/NSP	NSP 10°	130V	2000	5000	650	CC-8	2 7/8"	Box	15
75	PAR16	Med.	S4904	75PAR16/CAP/NFL	NFL 30°	120V	2000	1900	900	CC-8	2 7/8"	Box	15
75	PAR16	Med.	S4905	75PAR16/CAP/NFL	NFL 30°	130V	2000	1900	900	CC-8	2 7/8"	Box	15
75	PAR16	Med.	S4906	75PAR16/CAP/NSP	NSP 10°	120V	2000	7500	900	CC-8	2 7/8"	Box	15
75	PAR16	Med.	S4907	75PAR16/CAP/NSP	NSP 10°	130V	2000	7500	900	CC-8	2 7/8"	Box	15
35	PAR20	Med.	S4908	35PAR20/CAP/NFL	NFL 30°	120V	2500	800	360	CC-8	3 1/4"	Box	15
35	PAR20	Med.	S4663	35PAR20/CAP/NFL	NFL 30°	130V	2500	800	360	CC-8	3 1/4"	Box	15
35	PAR20	Med.	S4909	35PAR20/CAP/NSP	NSP 10°	120V	2500	3000	360	CC-8	3 1/4"	Box	15
35	PAR20	Med.	S4661	35PAR20/CAP/NSP	NSP 10°	130V	2500	3000	360	CC-8	3 1/4"	Box	15
35	PAR20	Med.	S4910	35PAR20/CAP/WFL	WFL 40°	120V	2500	500	360	CC-8	3 1/8"	Box	15
35	PAR20	Med.	S4665	35PAR20/CAP/WFL	WFL 40°	120V	2500	500	360	CC-8	3 1/8"	Box	15
50	PAR20	Med.	S4911	50PAR20/CAP/NFL	NFL 30°	120V	2500	1400	550	CC-8	3 1/4"	Box	15
50	PAR20	Med.	S4912	50PAR20/CAP/NFL	NFL 30°	130V	2500	1400	550	CC-8	3 1/4"	Box	15
50	PAR20	Med.	S4913	50PAR20/CAP/NSP	NSP 10°	120V	2500	6200	550	CC-8	3 1/4"	Box	15
50	PAR20	Med.	S4914	50PAR20/CAP/NSP	NSP 10°	130V	2500	6200	550	CC-8	3 1/4"	Box	15
50	PAR20	Med.	S4666	50PAR20/CAP/WFL	WFL 40°	120V	2500	900	550	CC-8	3 1/8"	Box	15

Halogen **PAR30** Short & Long Neck

Whiter light, brighter colors, precise beam control.

Not Shown Actual Size



PAR30 Short Neck



PAR30 Long Neck

reflector

SHORT NECK

Watts	Bulb Type	Base	Satco Order No.	Lamp Code	Beam	Volts	Avg. Rated Hours	CBCP*	Lumens	Filament	M.O.L.	Pack Type	Mst. Ctn.
50	PAR30	Med.	S4915	50PAR30/CAP/FL	FL 40°	120V	2500	1300	600	CC-8	3 5/8"	Box	15
50	PAR30	Med.	S4916	50PAR30/CAP/FL	FL 40°	130V	2500	1300	600	CC-8	3 5/8"	Box	15
50	PAR30	Med.	S4917	50PAR30/CAP/NFL	NFL 25°	120V	2500	2300	660	CC-8	3 5/8"	Box	15
50	PAR30	Med.	S4918	50PAR30/CAP/NFL	NFL 25°	130V	2500	2300	660	CC-8	3 5/8"	Box	15
50	PAR30	Med.	S4919	50PAR30/CAP/NSP	NSP 9°	120V	2500	8800	660	CC-8	3 5/8"	Box	15
50	PAR30	Med.	S4920	50PAR30/CAP/NSP	NSP 9°	130V	2500	8800	660	CC-8	3 5/8"	Box	15
75	PAR30	Med.	S4921	75PAR30/CAP/FL	FL 40°	120V	2500	2000	1130	CC-8	3 5/8"	Box	15
75	PAR30	Med.	S4922	75PAR30/CAP/FL	FL 40°	130V	2500	2000	1130	CC-8	3 5/8"	Box	15
75	PAR30	Med.	S4923	75PAR30/CAP/NFL	NFL 25°	120V	2500	4000	1130	CC-8	3 5/8"	Box	15
75	PAR30	Med.	S4924	75PAR30/CAP/NFL	NFL 25°	130V	2500	4000	1130	CC-8	3 5/8"	Box	15
75	PAR30	Med.	S4925	75PAR30/CAP/NSP	NSP 9°	120V	2500	15400	1130	CC-8	3 5/8"	Box	15
75	PAR30	Med.	S4926	75PAR30/CAP/NSP	NSP 9°	130V	2500	15400	1130	CC-8	3 5/8"	Box	15

LONG NECK

35	PAR30/LN	Med.	S2654	35PAR30LN/CAP/WFL	WFL 50°	120V	2500	450	450	CC-8	4 5/8"	Box	15
35	PAR30/LN	Med.	S2655	35PAR30LN/CAP/NSP	NSP 9°	120V	2500	5700	450	CC-8	4 5/8"	Box	15
50	PAR30/LN	Med.	S4927	50PAR30LN/CAP/WFL	WFL 50°	120V	2500	660	660	CC-8	4 5/8"	Box	15
50	PAR30/LN	Med.	S4928	50PAR30LN/CAP/WFL	WFL 50°	130V	2500	660	660	CC-8	4 5/8"	Box	15
50	PAR30/LN	Med.	S4929	50PAR30LN/CAP/NFL	NFL 25°	120V	2500	2300	660	CC-8	4 5/8"	Box	15
50	PAR30/LN	Med.	S4930	50PAR30LN/CAP/NFL	NFL 25°	130V	2500	2300	660	CC-8	4 5/8"	Box	15
50	PAR30/LN	Med.	S4931	50PAR30LN/CAP/NSP	NSP 9°	120V	2500	8800	660	CC-8	4 5/8"	Box	15
50	PAR30/LN	Med.	S4932	50PAR30LN/CAP/NSP	NSP 9°	130V	2500	8800	660	CC-8	4 5/8"	Box	15
75	PAR30/LN	Med.	S4933	75PAR30LN/CAP/WFL	WFL 50°	120V	2500	1100	1130	CC-8	4 5/8"	Box	15
75	PAR30/LN	Med.	S4934	75PAR30LN/CAP/WFL	WFL 50°	130V	2500	1100	1130	CC-8	4 5/8"	Box	15
75	PAR30/LN	Med.	S4935	75PAR30LN/CAP/NFL	NFL 25°	120V	2500	4000	1130	CC-8	4 5/8"	Box	15
75	PAR30/LN	Med.	S4936	75PAR30LN/CAP/NFL	NFL 25°	130V	2500	4000	1130	CC-8	4 5/8"	Box	15
75	PAR30/LN	Med.	S4937	75PAR30LN/CAP/NSP	NSP 9°	120V	2500	15400	1130	CC-8	4 5/8"	Box	15
75	PAR30/LN	Med.	S4938	75PAR30LN/CAP/NSP	NSP 9°	130V	2500	15400	1130	CC-8	4 5/8"	Box	15

Reflectors **PAR38**

Not Shown Actual Size

Whiter light,
brighter colors,
precise beam
control.



Watts	Bulb Type	Base	Satco Order No.	Lamp Code	Beam	Volts	Avg. Rated		CBCP*	Lumens	Filament	M.O.L.	Pack. Type	Mst. Ctn.
							Hours							
45	PAR38	Med. Skt.	S4939	45PAR/CAP/FL	FL 30°	120V	2500	1500	560	CC-8	5 5/16"	Box	15	
45	PAR38	Med. Skt.	S4940	45PAR/CAP/FL	FL 30°	130V	2500	1500	560	CC-8	5 5/16"	Box	15	
45	PAR38	Med. Skt.	S4941	45PAR/CAP/NSP	NSP 9°	120V	2500	10000	560	CC-8	5 5/16"	Box	15	
45	PAR38	Med. Skt.	S4942	45PAR/CAP/NSP	NSP 9°	130V	2500	10000	560	CC-8	5 5/16"	Box	15	
45	PAR38	Med. Skt.	S4630	45PAR/CAP/WFL	WFL 50°	130V	2500	700	560	CC-8	5 5/16"	Box	15	
60	PAR38	Med. Skt.	S4943	60PAR/CAP/FL	FL 30°	120V	3000	2500	850	CC-8	5 5/16"	Box	15	
60	PAR38	Med. Skt.	S4944	60PAR/CAP/FL	FL 30°	130V	3000	2500	850	CC-8	5 5/16"	Box	15	
60	PAR38	Med. Skt.	S4945	60PAR/CAP/NSP	NSP 9°	120V	3000	16000	850	CC-8	5 5/16"	Box	15	
60	PAR38	Med. Skt.	S4946	60PAR/CAP/NSP	NSP 9°	130V	3000	16000	850	CC-8	5 5/16"	Box	15	
75	PAR38	Med. Skt.	S4964	75PAR/CAP/FL	FL 30°	120V	2500	3150	1060	CC-8	5 5/16"	Box	15	
75	PAR38	Med. Skt.	S4965	75PAR/CAP/FL	FL 30°	130V	2500	3150	1060	CC-8	5 5/16"	Box	15	
75	PAR38	Med. Skt.	S4966	75PAR/CAP/NSP	NSP 9°	120V	2500	19200	1060	CC-8	5 5/16"	Box	15	
75	PAR38	Med. Skt.	S4967	75PAR/CAP/NSP	NSP 9°	130V	2500	19200	1060	CC-8	5 5/16"	Box	15	
75	PAR38	Med. Skt.	S4631	75PAR/CAP/WFL	WFL 50°	130V	2500	1300	1060	CC-8	5 5/16"	Box	15	
90	PAR38	Med. Skt.	S4968	90PAR/CAP/FL	FL 30°	120V	2500	3500	1310	CC-8	5 5/16"	Box	15	
90	PAR38	Med. Skt.	S4969	90PAR/CAP/FL	FL 30°	130V	2500	3500	1310	CC-8	5 5/16"	Box	15	
90	PAR38	Med. Skt.	S4970	90PAR/CAP/NSP	NSP 9°	120V	2500	19000	1310	CC-8	5 5/16"	Box	15	
90	PAR38	Med. Skt.	S4971	90PAR/CAP/NSP	NSP 9°	130V	2500	19000	1310	CC-8	5 5/16"	Box	15	
90	PAR38	Med. Skt.	S4950	90PAR/CAP/WSP	WSP 12°	120V	2500	14300	1310	CC-8	5 5/16"	Box	15	
90	PAR38	Med. Skt.	S4951	90PAR/CAP/WSP	WSP 12°	130V	2500	14300	1310	CC-8	5 5/16"	Box	15	
90	PAR38	Med. Skt.	S4632	90PAR/CAP/NFL	NFL 25°	130V	2500	4700	1310	CC-8	5 5/16"	Box	15	
90	PAR38	Med. Skt.	S4633	90PAR/CAP/WFL	WFL 50°	130V	2500	1600	1310	CC-8	5 5/16"	Box	15	
120	PAR38	Med. Skt.	S4972	120PAR/CAP/FL	FL 30°	120V	3000	4600	1800	CC-8	5 5/16"	Box	15	
120	PAR38	Med. Skt.	S4973	120PAR/CAP/FL	FL 30°	130V	3000	4600	1800	CC-8	5 5/16"	Box	15	
120	PAR38	Med. Skt.	S4974	120PAR/CAP/SP	SP 10°	120V	3000	22500	1800	CC-8	5 5/16"	Box	15	
120	PAR38	Med. Skt.	S4975	120PAR/CAP/SP	SP 10°	130V	3000	22500	1800	CC-8	5 5/16"	Box	15	
120	PAR38	Med. Skt.	S4634	120PAR/CAP/WFL	WFL 50°	130V	3000	2000	1800	CC-8	5 5/16"	Box	15	
250	PAR38	Med. Skt.	S4947	250PAR/CAP/FL	FL 30°	120V	4500	4500	3600	CC-8	5 5/16"	Box	6	
250	PAR38	Med. Skt.	S4948	250PAR/CAP/SP	SP 10°	120V	4500	46500	3600	CC-8	5 5/16"	Box	6	

reflectors

Lights

1500 Hours/120V

decorative incandescent lamps

G8 1" Round

Glossy White
Candelabra Base
(120 Volt)
S3864 10 Watt
Packing:
Individually Boxed
1000/Master, 25/Inner



G12 1 1/2" Round

Clear
Candelabra Base
(120 Volt)
S3844 10 Watt
S3845 15 Watt
S3846 25 Watt
S3847 40 Watt
Packing:
Individually Boxed
500/Master, 25/Inner



G12 1 1/2" Pear

Satin White
Candelabra Base
(120 Volt)
S3879 15 Watt
S3863 25 Watt
Packing:
Individually Boxed
500/Master, 25/Inner



G12 1 1/2" Round

Satin White
Candelabra Base
S3830 10 Watt
(120 Volt)
Packing:
Individually Boxed
500/Master, 25/Inner



Shown Actual Size

Watts	Bulb Type	Base	Satco Order No.	Lamp Code	Finish	Volts	Avg. Rated Hours	Lumens	Filament	M.O.L.	Pack. Type	Mst. Ctn./ Inner Pack
10	G8	Cand.	S3864	10G8/W	White	120V	1500	50	C7A	1 7/8"	Box	1000/25
10	G12 1/2	Cand.	S3844	10G12 1/2	Clear	120V	1500	60	C7A	2 3/8"	Box	500/25
10	G12 1/2	Cand.	S3830	10G12 1/2/W	White	120V	1500	50	C7A	2 3/8"	Box	500/25
15	G12 1/2	Cand.	S3845	15G12 1/2	Clear	120V	1500	100	C7A	2 3/8"	Box	500/25
25	G12 1/2	Cand.	S3846	25G12 1/2	Clear	120V	1500	180	C7A	2 3/8"	Box	500/25
40	G12 1/2	Cand.	S3847	40G12 1/2	Clear	120V	1500	370	C7A	2 3/8"	Box	500/25
15	G12 1/2	Cand.	S3879	15G12 1/2/W	White	120V	1500	100	C7A	2 3/8"	Box	500/25
25	G12 1/2	Cand.	S3863	25G12 1/2/W	White	120V	1500	180	C7A	2 3/8"	Box	500/25

Globe Lights

1500 Hours



S3834 10 Watt Blue



S3835 10 Watt Green



S3836 10 Watt Amber



S3837 10 Watt Pink



S3833 10 Watt Red

**G12 1 1/2" Round
Transparent Colors**

Candelabra Base (120 Volt)

Packing: Individually Boxed
500/Master, 25/Inner



Shown Actual Size

G16 1/2 2 1/8"

Silver Crown

Candelabra Base
(120 Volt)

S3244 25 Watt

S3245 40 Watt

S3246 60 Watt

Packing: Individually Boxed
500/Master, 25/Inner

Watts	Bulb Type	Base	Satco Order No.	Lamp Code	Finish	Volts	Avg. Rated Hours	Lumens	Filament	M.O.L.	Pack. Type	Mst. Ctn./ Inner Pack
10	G12 1/2	Cand.	S3833	10G12 1/2/R	Red	120V	1500	n/a	C7A	2 3/8"	Box	500/25
10	G12 1/2	Cand.	S3834	10G12 1/2/B	Blue	120V	1500	n/a	C7A	2 3/8"	Box	500/25
10	G12 1/2	Cand.	S3835	10G12 1/2/G	Green	120V	1500	n/a	C7A	2 3/8"	Box	500/25
10	G12 1/2	Cand.	S3836	10G12 1/2/A	Amber	120V	1500	n/a	C7A	2 3/8"	Box	500/25
10	G12 1/2	Cand.	S3837	10G12 1/2/PK	Pink	120V	1500	n/a	C7A	2 3/8"	Box	500/25
25	G16 1/2	Cand.	S3244	25G16 1/2/SL	Silver	120V	1500	232	CC-2V	3"	Box	500/25
40	G16 1/2	Cand.	S3245	40G16 1/2/SL	Silver	120V	1500	384	CC-2V	3"	Box	500/25
60	G16 1/2	Cand.	S3246	60G16 1/2/SL	Silver	120V	1500	672	CC-2V	3"	Box	500/25

decorative incandescent lamps

G16 1/2 Brass Base



Globe Lights 2 1/8"

1500 Hours



Satin White



Clear



Glossy White

Candelabra Base
(120 Volt)

- S3824** 15 Watt
- S3825** 25 Watt
- S3826** 40 Watt
- S3832** 60 Watt

Packing: Individually Boxed
500/Master, 25/Inner

Candelabra Base
(120 Volt)

- S3821** 15 Watt
- S3822** 25 Watt
- S3823** 40 Watt
- S3831** 60 Watt

Packing: Individually Boxed
500/Master, 25/Inner

Candelabra Base
(120 Volt)

- S3236** 15 Watt
- S3260** 25 Watt
- S3261** 40 Watt
- S3271** 60 Watt

Packing: Individually Boxed
500/Master, 25/Inner

Shown Actual Size

Watts	Bulb Type	Base	Satco Order No.	Lamp Code	Finish	Volts	Avg. Rated Hours	Lumens	Filament	M.O.L.	Pack. Type	Mst.Ctn./ Inner Pack
15	G16 1/2	Cand.	S3821	15G16 1/2	Clear	120V	1500	114	C7A	3"	Box	500/25
15	G16 1/2	Cand.	S3824	15G16 1/2W	Sat. White	120V	1500	94	C7A	3"	Box	500/25
15	G16 1/2	Cand.	S3236	15G16 1/2W	Gloss. White	120V	1500	94	C7A	3"	Box	500/25
25	G16 1/2	Cand.	S3822	25G16 1/2	Clear	120V	1500	232	C7A	3"	Box	500/25
25	G16 1/2	Cand.	S3825	25G16 1/2W	Sat. White	120V	1500	202	C7A	3"	Box	500/25
25	G16 1/2	Cand.	S3260	25G16 1/2W	Gloss White	120V	1500	202	C7A	3"	Box	500/25
40	G16 1/2	Cand.	S3823	40G16 1/2	Clear	120V	1500	384	CC-2V	3"	Box	500/25
40	G16 1/2	Cand.	S3826	40G16 1/2W	Sat. White	120V	1500	348	CC-2V	3"	Box	500/25
40	G16 1/2	Cand.	S3261	40G16 1/2W	Gloss White	120V	1500	348	CC-2V	3"	Box	500/25
60	G16 1/2	Cand.	S3831	60G16 1/2	Clear	120V	1500	672	CC-2V	3"	Box	500/25
60	G16 1/2	Cand.	S3832	60G16 1/2W	Sat. White	120V	1500	630	CC-2V	3"	Box	500/25
60	G16 1/2	Cand.	S3271	60G16 1/2W	Gloss. White	120V	1500	630	CC-2V	3"	Box	500/25

decorative incandescent lamps

2500 Hours / 130 Volt

Globe Lights 2 1/8"



Clear



Satin White

*Candelabra Base
(130 Volt)*

- A3921** 15 Watt
- A3922** 25 Watt
- A3923** 40 Watt
- A3931** 60 Watt

*Packing: Individually Boxed
500/Master, 25/Inner*

*Candelabra Base
(130 Volt)*

- A3924** 15 Watt
- A3925** 25 Watt
- A3926** 40 Watt
- A3932** 60 Watt

*Packing: Individually Boxed
500/Master, 25/Inner*

Shown Actual Size

Watts	Bulb Type	Base	Satco Order No.	Lamp Code	Finish	Volts	Avg. Rated Hours	Lumens	Filament	M.O.L.	Pack. Type	Mst. Ctn./ Inner Pack
15	G16 1/2	Cand.	A3921	15G16 1/2	Clear	130V	2500	98	C7A	3"	Box	500/25
15	G16 1/2	Cand.	A3924	15G16 1/2W	White	130V	2500	83	C7A	3"	Box	500/25
25	G16 1/2	Cand.	A3922	25G16 1/2	Clear	130V	2500	186	C7A	3"	Box	500/25
25	G16 1/2	Cand.	A3925	25G16 1/2W	White	130V	2500	162	C7A	3"	Box	500/25
40	G16 1/2	Cand.	A3923	40G16 1/2	Clear	130V	2500	360	CC-2V	3"	Box	500/25
40	G16 1/2	Cand.	A3926	40G16 1/2W	White	130V	2500	325	CC-2V	3"	Box	500/25
60	G16 1/2	Cand.	A3931	60G16 1/2	Clear	130V	2500	642	CC-2V	3"	Box	500/25
60	G16 1/2	Cand.	A3932	60G16 1/2W	White	130V	2500	564	CC-2V	3"	Box	500/25

decorative incandescent lamps

Globe Lights

1000 Hours/130 Volts



G14

White
Euro Base
(130 Volt)
S3398 40 Watt
Packing:
Individually Boxed
500/Master, 25/Inner



G14

Clear
Euro Base
(130 Volt)
S3397 40 Watt
Packing:
Individually Boxed
500/Master, 25/Inner



G17

**Medicine
Cabinet
Bulb
Frosted**
E27 Base
(130 Volt)
S3967 40 Watt
Packing:
Individually Boxed
500/Master, 25/Inner



G17

**Medicine
Cabinet
Bulb
White**
E27 Base
(130 Volt)
S3968 40 Watt
Packing:
Individually Boxed
500/Master, 25/Inner

Not Shown Actual Size

Watts	Bulb Type	Base	Satco Order No.	Lamp Code	Finish	Volts	Avg. Rated Hours	Lumens	Filament	M.O.L.	Pack. Type	Mst. Ctn./ Inner Pack
40	G14	E14/Euro.	S3397	40G14	Clear	130V	1000	368	CC9	31/8	Box	500/25
40	G14	E14/Euro	S3398	40G14/W	White	130V	1000	320	CC9	31/8	Box	500/25
40	G17	E27/Med.	S3967	40G17/IF	Frost	130V	1000	348	CC9	31/8	Box	500/25
40	G17	E27/Med.	S3968	40G17/W	White	130V	1000	320	CC9	31/8	Box	500/25

decorative incandescent lamps

1500 Hours / 120 Volt

Globe Lights

Not Shown Actual Size

G16 1/2 2 1/8"

Glossy White
Medium Base
(120 Volt)

- S3841** 25 Watt
- S3842** 40 Watt
- S3843** 60 Watt

Packing:
Individually Boxed
500/Master, 25/Inner



G16 1/2 2 1/8"
Clear

Medium Base
(120 Volt)

- S3838** 25 Watt
- S3839** 40 Watt
- S3840** 60 Watt

Packing:
Individually Boxed
500/Master, 25/Inner



G18 1/2 2 3/8"

Glossy White
Medium Base
(120 Volt)

- S3827** 25 Watt
- S3828** 40 Watt
- S3829** 60 Watt

Packing:
Individually Boxed
250/Master, 25/Inner



G18 1/2 2 3/8"
Clear

Medium Base
(120 Volt)

- S3887** 25 Watt
- S3888** 40 Watt
- S3889** 60 Watt

Packing:
Individually Boxed
250/Master, 25/Inner



Watts	Bulb Type	Base	Satco Order No.	Lamp Code	Finish	Volts	Avg. Rated Hours	Lumens	Filament	M.O.L.	Pack. Type	Mst. Ctn./ Inner Pack
25	G16 1/2	Med.	S3838	25G16 1/2	Clear	120V	1500	210	CC-2V	3 1/4"	Box	500/25
25	G16 1/2	Med.	S3841	25G16 1/2W	White	120V	1500	160	CC-2V	3 1/4"	Box	500/25
40	G16 1/2	Med.	S3839	40G16 1/2	Clear	120V	1500	370	CC-2V	3 1/4"	Box	500/25
40	G16 1/2	Med.	S3842	40G16 1/2W	White	120V	1500	320	CC-2V	3 1/4"	Box	500/25
60	G16 1/2	Med.	S3840	60G16 1/2	Clear	120V	1500	650	CC-2V	3 1/4"	Box	500/25
60	G16 1/2	Med.	S3843	60G16 1/2W	White	120V	1500	550	CC-2V	3 1/4"	Box	500/25
25	G18 1/2	Med.	S3887	25G18 1/2	Clear	120V	1500	158	C-9	3 1/2"	Box	250/25
25	G18 1/2	Med.	S3827	25G18 1/2W	White	120V	1500	120	C-9	3 1/2"	Box	250/25
40	G18 1/2	Med.	S3888	40G18 1/2	Clear	120V	1500	368	C-9	3 1/2"	Box	250/25
40	G18 1/2	Med.	S3828	40G18 1/2W	White	120V	1500	280	C-9	3 1/2"	Box	250/25
60	G18 1/2	Med.	S3889	60G18 1/2	Clear	120V	1500	610	C-9	3 1/2"	Box	250/25
60	G18 1/2	Med.	S3829	60G18 1/2W	White	120V	1500	530	C-9	3 1/2"	Box	250/25

decorative incandescent lamps

G25 Brass Base

SATCO®

Globe Lights 3 1/8" 120V

2500 Hours

Clear

Medium Base
(120 Volt)

S3447 25 Watt

S3448 40 Watt

S3449 60 Watt

S3450 100 Watt

Packing:

Individually Boxed

72/Master, 6/Inner



Shown Actual Size



White

Medium Base
(120 Volt)

S3440 25 Watt

S3441 40 Watt

S3442 60 Watt

S3443 100 Watt

Packing:

Individually Boxed

72/Master, 6/Inner



Watts	Bulb Type	Base	Satco Order No.	Lamp Code	Finish	Volts	Avg. Rated Hours	Lumens	Filament	M.O.L.	Pack. Type	Mst. Ctn./ Inner Pack
25	G25	Med.	S3447	25G25	Clear	120V	2500	212	CC-9	4 3/8"	Box	72/6
25	G25	Med.	S3440	25G25/W	White	120V	2500	187	CC-9	4 3/8"	Box	72/6
40	G25	Med.	S3448	40G25	Clear	120V	2500	384	CC-9	4 3/8"	Box	72/6
40	G25	Med.	S3441	40G25/W	White	120V	2500	340	CC-9	4 3/8"	Box	72/6
60	G25	Med.	S3449	60G25	Clear	120V	2500	650	CC-9	4 3/8"	Box	72/6
60	G25	Med.	S3442	60G25/W	White	120V	2500	575	CC-9	4 3/8"	Box	72/6
100	G25	Med.	S3450	100G25	Clear	120V	2500	1000	CC-9	4 3/8"	Box	72/6
100	G25	Med.	S3443	100G25/W	White	120V	2500	920	CC-9	4 3/8"	Box	72/6

decorative incandescent lamps

3000 Hours

Globe Lights 3 1/8" 130V



Shown Actual Size



Clear
 Medium Base
 (130 Volt)
A3647 25 Watt
A3648 40 Watt
A3649 60 Watt
A3650 100 Watt
 Packing:
 Individually Boxed
 72/Master, 6/Inner



White
 Medium Base
 (130 Volt)
A3640 25 Watt
A3641 40 Watt
A3642 60 Watt
A3643 100 Watt
 Packing:
 Individually Boxed
 72/Master, 6/Inner



decorative incandescent lamps

Watts	Bulb Type	Base	Satco Order No.	Lamp Code	Finish	Volts	Avg. Rated Hours	Lumens	Filament	M.O.L.	Pack. Type	Mst.Ctn./Inner Pack
25	G25	Med.	A3647	25G25	Clear	130V	3000	193	CC-9	4 3/8"	Box	72/6
25	G25	Med.	A3640	25G25/W	White	130V	3000	167	CC-9	4 3/8"	Box	72/6
40	G25	Med.	A3648	40G25	Clear	130V	3000	360	CC-9	4 3/8"	Box	72/6
40	G25	Med.	A3641	40G25/W	White	130V	3000	320	CC-9	4 3/8"	Box	72/6
60	G25	Med.	A3649	60G25	Clear	130V	3000	642	CC-9	4 3/8"	Box	72/6
60	G25	Med.	A3642	60G25/W	White	130V	3000	564	CC-9	4 3/8"	Box	72/6
100	G25	Med.	A3650	100G25	Clear	130V	3000	1000	CC-9	4 3/8"	Box	72/6
100	G25	Med.	A3643	100G25/W	White	130V	3000	920	CC-9	4 3/8"	Box	72/6

G25 Brass Base



Globe Lights 3 1/8" 120V

2500 Hours

3 Pack

Clear

Medium Base
(120 Volt)

S4048 40 Watt

S4049 60 Watt

Packing: 3/Box
40 3-Packs /Master
Sold Per Pack



White

Medium Base
(120 Volt)

S4041 40 Watt

S4042 60 Watt

Packing: 3/Box
40 3-Packs /Master
Sold Per Pack



Shown Actual Size

Watts	Bulb Type	Base	Satco Order No.	Lamp Code	Finish	Volts	Avg. Rated Hours	Lumens	Filament	M.O.L.	Pack. Type	Mst. Ctn.
40	G25	Med.	S4048	40G25/3PK	Clear	120V	2500	384	CC-9	4 3/8"	Box/3	40
40	G25	Med.	S4041	40G25/W/3PK	White	120V	2500	340	CC-9	4 3/8"	Box/3	40
60	G25	Med.	S4049	60G25/3PK	Clear	120V	2500	650	CC-9	4 3/8"	Box/3	40
60	G25	Med.	S4042	60G25/W/3PK	White	120V	2500	575	CC-9	4 3/8"	Box/3	40

decorative incandescent lamps

ALLURA®

Brass Base **G25**

3000 Hours

Globe Lights 3 1/8" 130V



Clear
Medium Base
(130 Volt)
A4148 40 Watt
A4149 60 Watt
Packing: 3/Box
40 3-Packs /Master
Sold Per Pack

Shown Actual Size



3 Pack



White
Medium Base
(130 Volt)
A4141 40 Watt
A4142 60 Watt
Packing: 3/Box
40 3-Packs /Master
Sold Per Pack

Watts	Bulb Type	Base	Satco Order No.	Lamp Code	Finish	Volts	Avg. Rated Hours	Lumens	Filament	M.O.L.	Pack. Type	Mst. Ctn.
40	G25	Med.	A4148	40G25/3PK	Clear	130V	3000	360	CC-9	4 3/8"	Box/3	40
40	G25	Med.	A4141	40G25/W/3PK	White	130V	3000	320	CC-9	4 3/8"	Box/3	40
60	G25	Med.	A4149	60G25/3PK	Clear	130V	3000	642	CC-9	4 3/8"	Box/3	40
60	G25	Med.	A4142	60G25/W/3PK	White	130V	3000	564	CC-9	4 3/8"	Box/3	40

decorative incandescent lamps

G25 & G30 Brass Base



Globe Lights

120V

Not Shown Actual Size

G25 3 1/8"

Silver Crown

Medium Base

1500 Hrs. Average Life
(120 Volt)

S3860 25 Watt

S3861 40 Watt

S3862 60 Watt

Packing: Individually Boxed
72/Master, 6/Inner



G30 3 3/4"

Medium Base

2500 Hrs. Average Life
(120 Volt)

Clear

S3651 25 Watt

S3652 40 Watt

S3670 60 Watt

White

S3653 25 Watt

S3671 40 Watt

S3672 60 Watt

Packing:
Individually Boxed
72/Master, 6/Inner



Watts	Bulb Type	Base	Satco Order No.	Lamp Code	Finish	Volts	Avg. Rated Hours	Lumens	Filament	M.O.L.	Pack. Type	Mst.Ctn./Inner Pack
25	G25	Med.	S3860	25G25/SL	Silver	120V	1500	170	CC-9	4 3/8"	Box	72/6
40	G25	Med.	S3861	40G25/SL	Silver	120V	1500	280	CC-9	4 3/8"	Box	72/6
60	G25	Med.	S3862	60G25/SL	Silver	120V	1500	512	CC-9	4 3/8"	Box	72/6
25	G30	Med.	S3651	25G30	Clear	120V	2500	212	CC-9	5 1/8"	Box	72/6
25	G30	Med.	S3653	25G30W	White	120V	2500	187	CC-9	5 1/8"	Box	72/6
40	G30	Med.	S3652	40G30	Clear	120V	2500	384	CC-9	5 1/8"	Box	72/6
40	G30	Med.	S3671	40G30/W	White	120V	2500	320	CC-9	5 1/8"	Box	72/6
60	G30	Med.	S3670	60G30	Clear	120V	2500	650	CC-9	5 1/8"	Box	72/6
60	G30	Med.	S3672	60G30/W	White	120V	2500	575	CC-9	5 1/8"	Box	72/6

4000 Hours / 120 Volt

Globe Lights 5"



White

- Medium Base
- S3000** 25 Watt
- S3001** 40 Watt
- S3002** 60 Watt
- S3003** 100 Watt
- S3004** 150 Watt

Packing: Individually Boxed
24/Master, 6/Inner



Clear

- Medium Base
- S3010** 25 Watt
- S3011** 40 Watt
- S3012** 60 Watt
- S3013** 100 Watt
- S3014** 150 Watt

Packing: Individually Boxed
24/Master, 6/Inner

Not Shown Actual Size


Watts	Bulb Type	Base	Satco Order No.	Lamp Code	Finish	Volts	Avg. Rated Hours	Lumens	Filament	M.O.L.	Pack. Type	Mst. Ctn./ Inner Pack
25	G40	Med.	S3010	25G40	Clear	120V	4000	120	C-9	6 3/4"	Box	24/6
25	G40	Med.	S3000	25G40/W	White	120V	4000	110	C-9	6 3/4"	Box	24/6
40	G40	Med.	S3011	40G40	Clear	120V	4000	300	C-9	6 3/4"	Box	24/6
40	G40	Med.	S3001	40G40/W	White	120V	4000	280	C-9	6 3/4"	Box	24/6
60	G40	Med.	S3012	60G40	Clear	120V	4000	580	C-9	6 3/4"	Box	24/6
60	G40	Med.	S3002	60G40/W	White	120V	4000	550	C-9	6 3/4"	Box	24/6
100	G40	Med.	S3013	100G40	Clear	120V	4000	1150	C-9	6 3/4"	Box	24/6
100	G40	Med.	S3003	100G40/W	White	120V	4000	1050	C-9	6 3/4"	Box	24/6
150	G40	Med.	S3014	150G40	Clear	120V	4000	1700	C-9	6 3/4"	Box	24/6
150	G40	Med.	S3004	150G40/W	White	120V	4000	1550	C-9	6 3/4"	Box	24/6

decorative incandescent lamps

Bulbs

120 Volt / 1500 Hours

Candelabra Base



Clear

Clear

Clear

Clear

Clear

S3272 10 Watt
Packing: Indiv. Boxed
500/Master, 25/Inner

S3273 15 Watt
Packing: Indiv. Boxed
500/Master, 25/Inner

S3274 25 Watt
Packing: Indiv. Boxed
500/Master, 25/Inner

S3275 40 Watt
Packing: Indiv. Boxed
500/Master, 25/Inner

S3262 60 Watt
Packing: Indiv. Boxed
500/Master, 25/Inner

Shown Actual Size

Watts	Bulb Type	Base	Satco Order No.	Lamp Code	Finish	Volts	Avg. Rated Hours	Lumens	Filament	M.O.L.	Pack. Type	Mst.Ctn./ Inner Pack
10	CA-7	Cand.	S3272	10CA7	Clear	120V	1500	80	C-7A	3"	Box	500/25
15	CA-8	Cand.	S3273	15CA8	Clear	120V	1500	100	C-7A	3 5/8"	Box	500/25
25	CA-8	Cand.	S3274	25CA8	Clear	120V	1500	210	CC-2V	3 5/8"	Box	500/25
40	CA-9 1/2	Cand.	S3275	40CA9 1/2	Clear	120V	1500	370	CC-2V	3 15/16"	Box	500/25
60	CA-10	Cand.	S3262	60CA10	Clear	120V	1500	672	CC-2V	4 1/4"	Box	500/25

decorative incandescent lamps

1500 Hours / 120 Volt

Candelabra Base

decorative incandescent lamps



S3263 60 Watt Packing: Indiv. Boxed 500/Master, 25/Inner	S3279 40 Watt Packing: Indiv. Boxed 500/Master, 25/Inner	S3278 25 Watt Packing: Indiv. Boxed 500/Master, 25/Inner	S3277 15 Watt Packing: Indiv. Boxed 500/Master, 25/Inner	S3276 10 Watt Packing: Indiv. Boxed 500/Master, 25/Inner
---	---	---	---	---

Shown Actual Size

Watts	Bulb Type	Base	Satco Order No.	Lamp Code	Finish	Volts	Avg. Rated Hours	Lumens	Filament	M.O.L.	Pack. Type	Mst. Ctn./ Inner Pack
10	CA-7	Cand.	S3276	10CA7/F	Frosted	120V	1500	70	C7A	3"	Box	500/25
15	CA-8	Cand.	S3277	15CA8/F	Frosted	120V	1500	95	C7A	3 5/8"	Box	500/25
25	CA-8	Cand.	S3278	25CA8/F	Frosted	120V	1500	200	CC-2V	3 5/8"	Box	500/25
40	CA-9 1/2	Cand.	S3279	40CA9 1/2/F	Frosted	120V	1500	384	CC-2V	3 15/16"	Box	500/25
60	CA-10	Cand.	S3263	60CA10/F	Frosted	120V	1500	672	CC-2V	4 1/4"	Box	500/25

Bulbs

Candelabra Base



Petite Clear

Clear

Frosted

White

S3345 15 Watt
S3346 25 Watt
S3347 40 Watt
 Packing: Indiv. Boxed
 500/Master, 25/Inner

S3230 15 Watt
S3282 25 Watt
S3283 40 Watt
S3284 60 Watt
 Packing: Indiv. Boxed
 500/Master, 25/Inner

S3291 15 Watt
S3285 25 Watt
S3286 40 Watt
S3287 60 Watt
 Packing: Indiv. Boxed
 500/Master, 25/Inner

S3288 25 Watt
S3289 40 Watt
S3290 60 Watt
 Packing: Indiv. Boxed
 500/Master, 25/Inner

Not Shown Actual Size

Watts	Bulb Type	Base	Satco Order No.	Lamp Code	Finish	Volts	Avg. Rated Hours	Lumens	Filament	M.O.L.	Pack. Type	Mst. Ctn./ Inner Pack
15	B8	Cand.	S3345	15B8/Petite	Clear	130V	2500	114	C7A	3"	Box	500/25
15	B9 1/2	Cand.	S3230	15B9 1/2	Clear	120V	1500	114	C7A	3 1/2"	Box	500/25
15	B9 1/2	Cand.	S3291	15B9 1/2/F	Frosted	120V	1500	114	C7A	3 1/2"	Box	500/25
25	B8	Cand.	S3346	25B8/Petite	Clear	130V	2500	212	CC-2V	3"	Box	500/25
25	B9 1/2	Cand.	S3282	25B9 1/2	Clear	120V	1500	212	CC-2V	3 1/2"	Box	500/25
25	B9 1/2	Cand.	S3285	25B9 1/2/F	Frosted	120V	1500	212	CC-2V	3 1/2"	Box	500/25
25	B9 1/2	Cand.	S3288	25B9 1/2/W	White	120V	1500	180	CC-2V	3 1/2"	Box	500/25
40	B8	Cand.	S3347	40B8/Petite	Clear	130V	2500	384	CC-2V	3"	Box	500/25
40	B9 1/2	Cand.	S3283	40B9 1/2	Clear	120V	1500	384	CC-2V	3 1/2"	Box	500/25
40	B9 1/2	Cand.	S3286	40B9 1/2/F	Frosted	120V	1500	384	CC-2V	3 1/2"	Box	500/25
40	B9 1/2	Cand.	S3289	40B9 1/2/W	White	120V	1500	328	CC-2V	3 1/2"	Box	500/25
60	B10	Cand.	S3284	60B10	Clear	120V	1500	672	CC-2V	3 3/4"	Box	500/25
60	B10	Cand.	S3287	60B10/F	Frosted	120V	1500	672	CC-2V	3 3/4"	Box	500/25
60	B10	Cand.	S3290	60B10/W	White	120V	1500	630	CC-2V	3 3/4"	Box	500/25

1500 Hours / 120 Volt

Medium Base



White

S3237 25 Watt
S3238 40 Watt
S3299 60 Watt
Packing: Indiv. Boxed
500/Master, 25/Inner



Frosted

S3234 25 Watt
S3235 40 Watt
S3296 60 Watt
Packing: Indiv. Boxed
500/Master, 25/Inner



Clear

S3231 25 Watt
S3232 40 Watt
S3293 60 Watt
Packing: Indiv. Boxed
500/Master, 25/Inner

Shown Actual Size

Watts	Bulb Type	Base	Satco Order No.	Lamp Code	Finish	Volts	Avg. Rated Hours	Lumens	Filament	M.O.L.	Pack. Type	Mst. Ctn./ Inner Pack
25	B11	Med.	S3231	25B11	Clear	120V	1500	210	CC-2V	3 7/8"	Box	500/25
25	B11	Med.	S3234	25B11/F	Frosted	120V	1500	200	CC-2V	3 7/8"	Box	500/25
25	B11	Med.	S3237	25B11/W	White	120V	1500	150	CC-2V	3 7/8"	Box	500/25
40	B11	Med.	S3232	40B11	Clear	120V	1500	370	CC-2V	3 7/8"	Box	500/25
40	B11	Med.	S3235	40B11/F	Frosted	120V	1500	360	CC-2V	3 7/8"	Box	500/25
40	B11	Med.	S3238	40B11/W	White	120V	1500	330	CC-2V	3 7/8"	Box	500/25
60	B11	Med.	S3293	60B11	Clear	120V	1500	650	CC-2V	3 7/8"	Box	500/25
60	B11	Med.	S3296	60B11/F	Frosted	120V	1500	640	CC-2V	3 7/8"	Box	500/25
60	B11	Med.	S3299	60B11/W	White	120V	1500	580	CC-2V	3 7/8"	Box	500/25

decorative incandescent lamps

Bulbs

120 Volt / 1500 Hours

Medium Base



Frosted

S3267 25 Watt
S3268 40 Watt
S3269 60 Watt
 Packing: Indiv. Boxed
 500/Master, 25/Inner



Clear

S3264 25 Watt
S3265 40 Watt
S3266 60 Watt
 Packing: Indiv. Boxed
 500/Master, 25/Inner

Shown Actual Size

Watts	Bulb Type	Base	Satco Order No.	Lamp Code	Finish	Volts	Avg. Rated Hours	Lumens	Filament	M.O.L.	Pack. Type	Mst. Ctn./ Inner Pack
25	CA-10	Med.	S3264	25CA10	Clear	120V	1500	210	CC-2V	4 1/4"	Box	500/25
25	CA-10	Med.	S3267	25CA10/F	Frosted	120V	1500	200	CC-2V	4 1/4"	Box	500/25
40	CA-10	Med.	S3265	40CA10	Clear	120V	1500	370	CC-2V	4 1/4"	Box	500/25
40	CA-10	Med.	S3268	40CA10/F	Frosted	120V	1500	360	CC-2V	4 1/4"	Box	500/25
60	CA-10	Med.	S3266	60CA10	Clear	120V	1500	650	CC-2V	4 1/4"	Box	500/25
60	CA-10	Med.	S3269	60CA10/F	Frosted	120V	1500	640	CC-2V	4 1/4"	Box	500/25

decorative incandescent lamps

2500 Hours / 130 Volt

Candelabra Base



A3677 15 Watt
Packing: Indiv. Boxed
500/Master, 25/Inner

A3678 25 Watt
Packing: Indiv. Boxed
500/Master, 25/Inner

A3679 40 Watt
Packing: Indiv. Boxed
500/Master, 25/Inner

A3663 60 Watt
Packing: Indiv. Boxed
500/Master, 25/Inner

Shown Actual Size

Watts	Bulb Type	Base	Satco Order No.	Lamp Code	Finish	Volts	Avg. Rated		Filament	M.O.L.	Pack. Type	Mst. Ctn./ Inner Pack
							Hours	Lumens				
15	CA-8	Cand.	A3677	15CA8/F	Frosted	130V	2500	90	C-7A	3 5/8"	Box	500/25
25	CA-8	Cand.	A3678	25CA8/F	Frosted	130V	2500	200	CC-2V	3 5/8"	Box	500/25
40	CA-9 1/2	Cand.	A3679	40CA9 1/2/F	Frosted	130V	2500	350	CC-2V	3 15/16"	Box	500/25
60	CA-10	Cand.	A3663	60CA10/F	Frosted	130V	2500	635	CC-2V	4 1/4"	Box	500/25

decorative incandescent lamps

Bulbs

130 Volt / 2500 Hours

Candelabra Base



Clear

A3673 15 Watt
Packing: Indiv. Boxed
500/Master, 25/Inner



Clear

A3674 25 Watt
Packing: Indiv. Boxed
500/Master, 25/Inner



Clear

A3675 40 Watt
Packing: Indiv. Boxed
500/Master, 25/Inner



Clear

A3662 60 Watt
Packing: Indiv. Boxed
500/Master, 25/Inner

Shown Actual Size

Watts	Bulb Type	Base	Satco Order No.	Lamp Code	Finish	Volts	Avg. Rated Hours	Lumens	Filament	M.O.L.	Pack. Type	Mst. Ctn./ Inner Pack
15	CA-8	Cand.	A3673	15CA8	Clear	130V	2500	95	C-7A	3 5/8"	Box	500/25
25	CA-8	Cand.	A3674	25CA8	Clear	130V	2500	210	CC-2V	3 5/8"	Box	500/25
40	CA-9 1/2	Cand.	A3675	40CA9 1/2	Clear	130V	2500	370	CC-2V	3 15/16"	Box	500/25
60	CA-10	Cand.	A3662	60CA10	Clear	130V	2500	642	CC-2V	4 1/4"	Box	500/25

decorative incandescent lamps

2500 Hours / 130 Volt

Candelabra Base



Clear

Clear

Frosted

White

A3620 15 Watt
Packing: Indiv. Boxed
500/Master, 25/Inner

A3682 25 Watt
A3683 40 Watt
A3684 60 Watt
Packing: Indiv. Boxed
500/Master, 25/Inner

A3685 25 Watt
A3686 40 Watt
A3687 60 Watt
Packing: Indiv. Boxed
500/Master, 25/Inner

A3688 25 Watt
A3689 40 Watt
A3690 60 Watt
Packing: Indiv. Boxed
500/Master, 25/Inner

Shown Actual Size

Watts	Bulb Type	Base	Satco Order No.	Lamp Code	Finish	Volts	Avg. Rated Hours	Lumens	Filament	M.O.L.	Pack. Type	Mst. Ctn./ Inner Pack
15	B9 1/2	Cand.	A3620	15B9 1/2	Clear	130V	2500	95	CC-2V	3 1/2"	Box	500/25
25	B9 1/2	Cand.	A3682	25B9 1/2	Clear	130V	2500	193	CC-2V	3 1/2"	Box	500/25
25	B9 1/2	Cand.	A3685	25B9 1/2/F	Frosted	130V	2500	193	CC-2V	3 1/2"	Box	500/25
25	B9 1/2	Cand.	A3688	25B9 1/2/W	White	130V	2500	163	CC-2V	3 1/2"	Box	500/25
40	B9 1/2	Cand.	A3683	40B9 1/2	Clear	130V	2500	384	CC-2V	3 1/2"	Box	500/25
40	B9 1/2	Cand.	A3686	40B9 1/2/F	Frosted	130V	2500	384	CC-2V	3 1/2"	Box	500/25
40	B9 1/2	Cand.	A3689	40B9 1/2/W	White	130V	2500	328	CC-2V	3 1/2"	Box	500/25
60	B10	Cand.	A3684	60B10	Clear	130V	2500	642	CC-2V	3 3/4"	Box	500/25
60	B10	Cand.	A3687	60B10/F	Frosted	130V	2500	642	CC-2V	3 3/4"	Box	500/25
60	B10	Cand.	A3690	60B10/W	White	130V	2500	564	CC-2V	3 3/4"	Box	500/25

decorative incandescent lamps

Bulbs

130 Volt / 2500 Hours

Medium Base



White

A3637 25 Watt
A3638 40 Watt
A3699 60 Watt
 Packing: Indiv. Boxed
 500/Master, 25/Inner



Frosted

A3634 25 Watt
A3635 40 Watt
A3696 60 Watt
 Packing: Indiv. Boxed
 500/Master, 25/Inner



Clear

A3631 25 Watt
A3632 40 Watt
A3693 60 Watt
 Packing: Indiv. Boxed
 500/Master, 25/Inner

Shown Actual Size

Watts	Bulb Type	Base	Satco Order No.	Lamp Code	Finish	Volts	Avg. Rated Hours	Lumens	Filament	M.O.L.	Pack. Type	Mst. Ctn./ Inner Pack
25	B11	Med.	A3631	25B11	Clear	130V	2500	210	CC-2V	3 7/8"	Box	500/25
25	B11	Med.	A3634	25B11/F	Frosted	130V	2500	200	CC-2V	3 7/8"	Box	500/25
25	B11	Med.	A3637	25B11/W	White	130V	2500	160	CC-2V	3 7/8"	Box	500/25
40	B11	Med.	A3632	40B11	Clear	130V	2500	370	CC-2V	3 7/8"	Box	500/25
40	B11	Med.	A3635	40B11/F	Frosted	130V	2500	360	CC-2V	3 7/8"	Box	500/25
40	B11	Med.	A3638	40B11/W	White	130V	2500	320	CC-2V	3 7/8"	Box	500/25
60	B11	Med.	A3693	60B11	Clear	130V	2500	650	CC-2V	3 7/8"	Box	500/25
60	B11	Med.	A3696	60B11/F	Frosted	130V	2500	640	CC-2V	3 7/8"	Box	500/25
60	B11	Med.	A3699	60B11/W	White	130V	2500	550	CC-2V	3 7/8"	Box	500/25

2500 Hours / 130 Volt

Medium Base



Clear

A3664 25 Watt
A3665 40 Watt
A3666 60 Watt
Packing: Indiv. Boxed
500/Master, 25/Inner



Frosted

A3667 25 Watt
A3668 40 Watt
A3669 60 Watt
Packing: Indiv. Boxed
500/Master, 25/Inner

Shown Actual Size

Watts	Bulb Type	Base	Satco Order No.	Lamp Code	Finish	Volts	Avg. Rated Hours	Lumens	Filament	M.O.L.	Pack. Type	Mst. Ctn./ Inner Pack
25	CA-10	Med.	A3664	25CA10	Clear	130V	2500	210	CC-2V	4 1/4"	Box	500/25
25	CA-10	Med.	A3667	25CA10/F	Frosted	130V	2500	200	CC-2V	4 1/4"	Box	500/25
40	CA-10	Med.	A3665	40CA10	Clear	130V	2500	370	CC-2V	4 1/4"	Box	500/25
40	CA-10	Med.	A3668	40CA10/F	Frosted	130V	2500	360	CC-2V	4 1/4"	Box	500/25
60	CA-10	Med.	A3666	60CA10	Clear	130V	2500	650	CC-2V	4 1/4"	Box	500/25
60	CA-10	Med.	A3669	60CA10/F	Frosted	130V	2500	640	CC-2V	4 1/4"	Box	500/25

decorative incandescent lamps

Decorative bulbs

decorative incandescent lamps

Torpedo
Euro Base E14

Specialty
Product



Clear
S3390 25 Watt
S3391 40 Watt
S3392 60 Watt



Frosted
S3380 25 Watt
S3381 40 Watt
S3382 60 Watt

1500 Hrs. Average Life (120 Volt)
Packing: Individually Boxed, 500/Master, 25/Inner

Petite Turn-Tip 7½ Watt
Candelabra Base



Clear
S3241 7½ Watt



Frosted
S3242 7½ Watt



**Frosted/
Yellow Tip**
S3243 7½ Watt

1500 Hrs. Average Life (120 Volt)
Packing: Indiv. Boxed, 2000/Master, 50/Inner

7½ Watt
"SHOWROOM"
BULB

Candelabra Base
3000 Hrs. Average Life
(120 Volt)

Clear
S4994 Torpedo
S4988 Turn Tip

Packing: Individually Boxed
500/Master, 25/Inner

**Full Size/
Low Wattage**
Perfect for
Fixture Displays



Shown Actual Size

Watts	Bulb Type	Base	Satco Order No.	Lamp Code	Finish	Volts	Avg. Rated Hours	Lumens	Filament	M.O.L.	Pack. Type	Mst. Ctn./ Inner Pack
7½	CA-5	Cand.	S3241	7½CA5	Clear	120V	1500	40	C-7A	2 7/8"	Box	2000/50
7½	CA-5	Cand.	S3242	7½CA5/F	Frosted	120V	1500	35	C-7A	2 7/8"	Box	2000/50
7½	CA-5	Cand.	S3243	7½CA5/FY	Frost. Yell.	120V	1500	35	C-7A	2 7/8"	Box	2000/50
7½	B9½	Cand.	S4994	7½B9½	Clear	120V	3000	37	C-7A	3 1/2"	Box	500/25
7½	C9½	Cand.	S4988	7½C9½	Clear	120V	3000	37	C-7A	3 1/2"	Box	500/25
25	B-9½	Euro. Base	S3390	25B9 1/2	Clear	120V	1500	210	CC-2V	3 1/2"	Box	500/25
25	B-9½	Euro. Base	S3380	25B9 1/2/F	Frosted	120V	1500	200	CC-2V	3 1/2"	Box	500/25
40	B-9½	Euro. Base	S3391	40B9 1/2	Clear	120V	1500	370	CC-2V	3 1/2"	Box	500/25
40	B-9½	Euro. Base	S3381	40B9 1/2/F	Frosted	120V	1500	360	CC-2V	3 1/2"	Box	500/25
60	B10	Euro. Base	S3392	60B10	Clear	120V	1500	650	CC-2V	3 3/4"	Box	500/25
60	B10	Euro. Base	S3382	60B10/F	Frosted	120V	1500	640	CC-2V	3 3/4"	Box	500/25



Not Shown Actual Size



Silicone

S4520 5 Watt
Packing: Card/2
144/Master, 12/Inner



12V Clear

S3866 7 Watt
S3867 15 Watt
S3868 25 Watt
S3869 25 Watt
Packing: 500/Master,
25/Inner

decorative incandescent lamps

Watts	Bulb Type	Base	Satco Order No.	Lamp Code	Finish	Volts	Avg. Rated Hours	Lumens	Filament	M.O.L.	Pack. Type	Mst. Ctn./ Inner Pack
7	CA-10	Cand.	S3866	7CA10/CL/12V	Clear	12V	1500	65	CC-2V	4 1/4"	Box	500/25
15	CA-10	Cand.	S3867	15CA10/CL/12V	Frosted	12V	1500	150	CC-2V	4 1/4"	Box	500/25
25	CA-10	Cand.	S3868	25CA10/CL/12V	Clear	12V	1500	250	CC-2V	4 1/4"	Box	500/25
25	CA-10	Med.	S3869	25CA10/CL/12V	Clear	12V	1500	250	CC-2V	4 1/4"	Box	500/25
5	C-7	Cand.	S4520	5C7	Silicone	120V	1000	10	C-7A	2 1/2+"	2/Card	144/12

Bulbs

120 Volt / 1500 Hours

F10 Candelabra Base

Not Shown Actual Size



Clear

S3360 15 Watt
S3371 25 Watt



White

S3361 15 Watt
S3372 25 Watt



Aurora

S3373 25 Watt



Amber

S3374 25 Watt

Packing: Indiv. Boxed, 500/Master, 25/Inner

F15

Medium Base



- S3363** 25 Watt Clear
- S3367** 40 Watt Clear
- S3364** 25 Watt White
- S3368** 40 Watt White
- S3365** 25 Watt Aurora
- S3369** 40 Watt Aurora
- S3366** 25 Watt Amber
- S3370** 40 Watt Amber

Packing: Indiv. Boxed
300/Master, 25/Inner

Watts	Bulb Type	Base	Satco Order No.	Lamp Code	Finish	Volts	Avg. Rated Hours	Lumens	Filament	M.O.L.	Pack. Type	Mst. Ctn./ Inner Pack
15	F10	Cand.	S3360	15F10	Clear	120V	1500	110	C-7A	3 1/16"	Box	500/25
15	F10	Cand.	S3361	15F10/W	White	120V	1500	90	C-7A	3 1/16"	Box	500/25
25	F10	Cand.	S3371	25F10	Clear	120V	1500	195	C-7A	3 1/16"	Box	500/25
25	F10	Cand.	S3372	25F10/W	White	120V	1500	185	C-7A	3 1/16"	Box	500/25
25	F10	Cand.	S3373	25F10/AU	Aurora	120V	1500	190	C-7A	3 1/16"	Box	500/25
25	F10	Cand.	S3374	25F10/A	Amber	120V	1500	n/a	C-7A	3 1/16"	Box	500/25
25	F15	Med.	S3363	25F15	Clear	120V	1500	225	CC-9	4 1/2"	Box	300/25
25	F15	Med.	S3364	25F15/W	White	120V	1500	195	CC-9	4 1/2"	Box	300/25
25	F15	Med.	S3365	25F15/AU	Aurora	120V	1500	200	CC-9	4 1/2"	Box	300/25
25	F15	Med.	S3366	25F15/A	Amber	120V	1500	n/a	CC-9	4 1/2"	Box	300/25
40	F15	Med.	S3367	40F15	Clear	120V	1500	420	CC-9	4 1/2"	Box	300/25
40	F15	Med.	S3368	40F15/W	White	120V	1500	372	CC-9	4 1/2"	Box	300/25
40	F15	Med.	S3369	40F15/AU	Aurora	120V	1500	420	CC-9	4 1/2"	Box	300/25
40	F15	Med.	S3370	40F15/A	Amber	120V	1500	n/a	CC-9	4 1/2"	Box	300/25

decorative incandescent lamps



Krypton decorative bulbs create a brilliant sparkle, similar to the look of halogen. Excellent for use in crystal chandeliers and fixtures with decorative glassware.

Additionally, Krypton bulbs last longer than conventional lamps and maintain their lumen output during the full course of their life.

2500 Hours **Bulbs**

Not Shown Actual Size



G16 1/2

Torpedo

Flame

Torpedo

Clear

- S4471** 25 Watt
- S4472** 40 Watt
- S4473** 60 Watt

*Packing: Indiv. Boxed
500/Master, 25/Inner*

Clear

- S4995** 25Watt
- S4996** 40 Watt
- S4997** 60 Watt

*Packing: Indiv. Boxed
500/Master, 25/Inner*

Clear

- S4465** 25 Watt
- S4466** 40 Watt
- S4467** 60 Watt

*Packing: Indiv. Boxed
500/Master, 25/Inner*

Clear

- S4468** 25Watt
- S4469** 40 Watt
- S4470** 60 Watt

*Packing: Indiv. Boxed
500/Master, 25/Inner*

Watts	Bulb Type	Base	Satco Order No.	Lamp Code	Finish	Volts	Avg. Rated Hours	Lumens	Filament	M.O.L.	Pack Type	Mst. Ctn./ Inner Pack
25	B9 1/2	Cand.	S4995	KR25B9 1/2	Clear	120V	2500	212	CC-2V	3 7/8"	Box	500/25
25	CA-9 1/2	Cand.	S4465	KR25CA9 1/2	Clear	120V	2500	212	CC-2V	3 15/16"	Box	500/25
25	B11	Med.	S4468	KR25B11	Clear	120V	2500	212	CC-2V	3 7/8"	Box	500/25
25	G16 1/2	Cand.	S4471	KR25G16 1/2	Clear	120V	2500	212	CC-2V	3"	Box	500/25
40	B-9 1/2	Cand.	S4996	KR40B9 1/2	Clear	120V	2500	380	CC-2V	3 7/8"	Box	500/25
40	CA-9 1/2	Cand.	S4466	KR40CA9 1/2	Clear	120V	2500	380	CC-2V	3 15/16"	Box	500/25
40	B11	Med.	S4469	KR40B11	Clear	120V	2500	380	CC-2V	3 7/8"	Box	500/25
40	G16 1/2	Cand.	S4472	KR40G16 1/2	Clear	120V	2500	380	CC-2V	3"	Box	500/25
60	B10	Cand.	S4997	KR60B11	Clear	120V	2500	720	CC-2V	3 7/8"	Box	500/25
60	CA-10	Cand.	S4467	KR60CA-10	Clear	120V	2500	720	CC-2V	4 1/4"	Box	500/25
60	B11	Med.	S4470	KR60B11	Clear	120V	2500	720	CC-2V	3 7/8"	Box	500/25
60	G16 1/2	Cand.	S4473	KR60G16 1/2	Clear	120V	2500	720	CC-2V	3"	Box	500/25

decorative incandescent lamps

Bulbs

120 Volt / 4000 Hours

decorative incandescent lamps



C15

Amber

Medium Base

S3416 40 Watt

Packing: Individually Boxed
300/Master, 25/Inner



C15

Satin

Medium Base

S3413 25 Watt

S3414 40 Watt

S3415 60 Watt

Packing: Individually Boxed
300/Master, 25/Inner

Shown Actual Size

Watts	Bulb Type	Base	Satco Order No.	Lamp Code	Finish	Volts	Avg. Rated Hours	Lumens	Filament	M.O.L.	Pack. Type	Mst. Ctn./ Inner Pack
25	C15	Med.	S3413	25C15	Satin	120V	4000	160	C-9	4 1/2"	Box	300/25
40	C15	Med.	S3414	40C15	Satin	120V	4000	316	C-9	4 1/2"	Box	300/25
40	C15	Med.	S3416	40C15/A	Amber	120V	4000	n/a	C-9	4 1/2"	Box	300/25
60	C15	Med.	S3415	60C15	Satin	120V	4000	606	C-9	4 1/2"	Box	300/25

4000 Hours / 120Volts

Bulbs



C11

C11

Satin

Candelabra Base

S3403 25 Watt

S3404 40 Watt

S3405 60 Watt

Packing: Individually Boxed
500/Master, 25/Inner

Amber

Candelabra Base

S3406 25 Watt

Packing: Individually Boxed
500/Master, 25/Inner

Satco-Escent®
bulbs simulate the feel and charm of an old style gas light. The unique silk like threading wraps around the bulbs and enhances the image of the filament into an elongated glow. Perfect for use in outdoor lanterns and exposed bulb chandeliers.

Shown Actual Size

Watts	Bulb Type	Base	Satco Order No.	Lamp Code	Finish	Avg. Rated		Lumens	Filament	M.O.L.	Pack. Type	Mst. Ctn./ Inner Pack
						Volts	Hours					
25	C11	Cand.	S3403	25C11	Satin	120V	4000	160	C-7A	4"	Box	500/25
25	C11	Cand.	S3406	25C11/A	Amber	120V	4000	n/a	C-7A	4"	Box	500/25
40	C11	Cand.	S3404	40C11	Satin	120V	4000	316	C-7A	4"	Box	500/25
60	C11	Cand.	S3405	60C11	Satin	120V	4000	606	C-7A	4"	Box	500/25

decorative incandescent lamps

Bulbs

120 Volt / 1000 Hours

decorative incandescent lamps



Candelabra Base

S3661 3 Watt



Candelabra Base

S3656 3 Watt



Candelabra Base

S3659 3 Watt



Medium Base

S3657 3 Watt



Medium Base

S3660 3 Watt

Packing: Individually Boxed
500/Master, 25/Inner

Not Shown Actual Size

Watts	Bulb Type	Base	Satco Order No.	Lamp Code	Finish	Volts	Avg. Rated Hours	Lumens	Filament	M.O.L.	Pack. Type	Mst. Ctn./ Inner Pack
3	CA-5 1/2	Cand.	S3661	3CA5 1/2/FLK	Clear	120V	1000	n/a	Flicker	3 1/4"	Box	500/25
3	CA-8	Cand.	S3659	3CA8/FLK	Clear	120V	1000	n/a	Flicker	3 7/8"	Box	500/25
3	B-9 1/2	Cand.	S3656	3B9 1/2/FLK	Clear	120V	1000	n/a	Flicker	3 1/2"	Box	500/25
3	CA-10	Med.	S3657	3CA10/FLK	Clear	120V	1000	n/a	Flicker	4 1/16"	Box	500/25
3	CA-9	Med.	S3660	3CA9/FLK	Clear	120V	1000	n/a	Flicker	4 9/16"	Box	500/25

1500 Hours / 120 Volt

Candelabra Base



Clear



Frosted



Aurora

Candelabra Base
S3744 25 Watt
S3745 40 Watt
 Packing: Card/2
 120 Master, 12 Inner

Candelabra Base
S3746 25 Watt
S3747 40 Watt
 Packing: Card/2
 120 Master, 12 Inner

Candelabra Base
S3748 25 Watt
S3749 40 Watt
 Packing: Card/2
 120 Master, 12 Inner

Shown Actual Size

Watts	Bulb Type	Base	Satco Order No.	Lamp Code	Finish	Avg. Rated Volts	Hours	Lumens	Filament	M.O.L.	Pack. Type	Mst. Ctn./ Inner Pack
25	HX-10 1/2	Cand.	S3744	25HX10 1/2	Clear	120V	1500	175	C-7A	4 15/16"	Card/2	120/12
25	HX-10 1/2	Cand.	S3746	25HX10 1/2/F	Frosted	120V	1500	175	C-7A	4 15/16"	Card/2	120/12
25	HX-10 1/2	Cand.	S3748	25HX10 1/2/AU	Aurora	120V	1500	175	C-7A	4 15/16"	Card/2	120/12
40	HX-10 1/2	Cand.	S3745	40HX10 1/2	Clear	120V	1500	360	C-7A	4 15/16"	Card/2	120/12
40	HX-10 1/2	Cand.	S3747	40HX10 1/2/F	Frosted	120V	1500	360	C-7A	4 15/16"	Card/2	120/12
40	HX-10 1/2	Cand.	S3749	40HX10 1/2/AU	Aurora	120V	1500	360	C-7A	4 15/16"	Card/2	120/12

decorative incandescent lamps

Torpedo

120 Volt / 1500 Hours



Amber
Candelabra Base

S3813 25 Watt
S3818 40 Watt
S3819 60 Watt
 Packing: Indiv. Boxed
 500/Master, 25/Inner



Red
Candelabra Base

S3219 25 Watt
 Packing: Indiv. Boxed
 500/Master, 25/Inner



Blue
Candelabra Base

S3218 25 Watt
 Packing: Indiv. Boxed
 500/Master, 25/Inner

Shown Actual Size

Watts	Bulb Type	Base	Satco Order No.	Lamp Code	Finish	Volts	Avg. Rated Hours	Lumens	Filament	M.O.L.	Pack. Type	Mst. Ctn./ Inner Pack
25	B-91/2	Cand.	S3218	25B91/2/B	Blue	120V	1500	n/a	CC-2V	3 1/2"	Box	500/25
25	B-91/2	Cand.	S3219	25B91/2/R	Red	120V	1500	n/a	CC-2V	3 1/2"	Box	500/25
25	B-91/2	Cand.	S3813	25B91/2/A	Amber	120V	1500	n/a	CC-2V	3 1/2"	Box	500/25
40	B-91/2	Cand.	S3818	40B91/2/A	Amber	120V	1500	n/a	CC-2V	3 1/2"	Box	500/25
60	B-91/2	Cand.	S3819	60B91/2/A	Amber	120V	1500	n/a	CC-2V	3 1/2"	Box	500/25

decorative incandescent lamps

Night



Light bulbs

Brass Base

Candelabra Base



7C7

Candelabra Base
(120 Volt)

S3691 7 Watt Clear

S3692 7 Watt White

Packing: Bulk
2000/Master, 25/Box

Shown Actual Size



4C7

Candelabra Base (120 Volt)

S3680 4 Watt Clear

S3681 4 Watt White

Packing: Bulk
2000/Master, 50/Box

Watts	Bulb Type	Base	Satco Order No.	Lamp Code	Finish	Volts	Avg. Rated Hours	Lumens	Filament	M.O.L.	Pack. Type	Mst. Ctn./ Inner Pack
4	C7	Cand.	S3680	4C7	Clear	120V	3000	16	C-7A	2 1/8"	Bulk	2000/50
4	C7	Cand.	S3681	4C7/W	White	120V	3000	8	C-7A	2 1/8"	Bulk	2000/50
7	C7	Cand.	S3691	7C7	Clear	120V	3000	35	C-7A	2 1/8"	Bulk	2000/25
7	C7	Cand.	S3692	7C7/W	White	120V	3000	20	C-7A	2 1/8"	Bulk	2000/25

general service lamps

2500 Hours



7 1/2 S11

Medium Base
2500 Hrs. Average Life
(120 Volt)

- S3606** 7 1/2 Watt Clear
- S3607** 7 1/2 Watt Glossy White
- S3608** 7 1/2 Watt Ceramic Blue
- S3609** 7 1/2 Watt Ceramic Green
- S3610** 7 1/2 Watt Ceramic Orange
- S3611** 7 1/2 Watt Ceramic Red

Packing: Individually Boxed
1000/Master, 25/Inner



11 S14

Medium Base
2500 Hrs. Average Life
(130 Volt)

- S3965** 11 Watt Clear
- S3960** 11 Watt Ceramic Yellow
- S3961** 11 Watt Ceramic Red
- S3962** 11 Watt Ceramic Green
- S3963** 11 Watt Ceramic Blue
- S3964** 11 Watt Ceramic Orange
- S3966** 11 Watt Frosted

Packing: 4 Pack Sleeve, 120/Master



Shown Actual Size

Watts	Bulb Type	Base	Satco Order No.	Lamp Code	Finish	Volts	Avg. Rated Hours	Lumens	Filament	M.O.L.	Pack. Type	Mst. Ctn./ Inner Pack
7 1/2	S11	Med.	S3606	7 1/2 S11	Clear	120V	2500	40	C-7A	2 1/4"	Sleeve	1000/25
7 1/2	S11	Med.	S3607	7 1/2 S11/W	White	120V	2500	25	C-7A	2 1/4"	Sleeve	1000/25
7 1/2	S11	Med.	S3608	7 1/2 S11/B	Blue	120V	2500	n/a	C-7A	2 1/4"	Sleeve	1000/25
7 1/2	S11	Med.	S3609	7 1/2 S11/G	Green	120V	2500	n/a	C-7A	2 1/4"	Sleeve	1000/25
7 1/2	S11	Med.	S3610	7 1/2 S11/O	Orange	120V	2500	n/a	C-7A	2 1/4"	Sleeve	1000/25
7 1/2	S11	Med.	S3611	7 1/2 S11/R	Red	120V	2500	n/a	C-7A	2 1/4"	Sleeve	1000/25
11	S14	Med.	S3965	11 S14	Clear	130V	2500	80	CC-9	3 1/2"	Sleeve	120/4
11	S14	Med.	S3966	11 S14/F	Frost.	130V	2500	65	CC-9	3 1/2"	Sleeve	120/4
11	S14	Med.	S3963	11 S14/B	Blue	130V	2500	n/a	CC-9	3 1/2"	Sleeve	120/4
11	S14	Med.	S3962	11 S14/G	Green	130V	2500	n/a	CC-9	3 1/2"	Sleeve	120/4
11	S14	Med.	S3964	11 S14/O	Orange	130V	2500	n/a	CC-9	3 1/2"	Sleeve	120/4
11	S14	Med.	S3961	11 S14/R	Red	130V	2500	n/a	CC-9	3 1/2"	Sleeve	120/4
11	S14	Med.	S3960	11 S14/Y	Yellow	130V	2500	n/a	CC-9	3 1/2"	Sleeve	120/4

T10 Tubular *Brass Base*



Bulbs

120 Volt / 1000 Hours

Medium Base

general service lamps



Clear

*Medium Base
(120 Volt)*

- S3250** 25 Watt
- S3252** 40 Watt
- S3896** 60 Watt

*Packing: Individually Boxed
500/Master, 25/Inner*



Frosted

*Medium Base
(120 Volt)*

- S3251** 25 Watt
- S3253** 40 Watt
- S3899** 60 Watt

*Packing: Individually Boxed
500/Master, 25/Inner*

Shown Actual Size

Watts	Bulb Type	Base	Satco Order No.	Lamp Code	Finish	Volts	Avg. Rated Hours	Lumens	Filament	M.O.L.	Pack. Type	Mst. Ctn./ Inner Pack
25	T10	Med.	S3250	25T10	Clear	120V	1000	210	C-5V	5 3/16"	Box	500/25
25	T10	Med.	S3251	25T10/F	Frosted	120V	1000	200	C-5V	5 3/16"	Box	500/25
40	T10	Med.	S3252	40T10	Clear	120V	1000	300	C-5V	5 3/16"	Box	500/25
40	T10	Med.	S3253	40T10/F	Frosted	120V	1000	290	C-5V	5 3/16"	Box	500/25
60	T10	Med.	S3896	60T10	Clear	120V	1000	490	C-5V	5 3/16"	Box	500/25
60	T10	Med.	S3899	60T10/F	Frosted	120V	1000	480	C-5V	5 3/16"	Box	500/25

1500 Hours / 130 Volt

D.C. Bayonet Base

Shown Actual Size



Clear



Frosted

*D.C. Bayonet Base
(130 Volt)*

S3297 20 Watt
S3248 25 Watt

*Packing: Individually Boxed
500/Master, 25/Inner*

*D.C. Bayonet Base
(130 Volt)*

S3298 20 Watt
S3249 25 Watt

*Packing: Individually Boxed
500/Master, 25/Inner*

Watts	Bulb Type	Base	Satco Order No.	Lamp Code	Finish	Volts	Avg. Rated Hours	Lumens	Filament	M.O.L.	Pack. Type	Mst. Ctn./ Inner Pack
20	T6 ¹ / ₂	DC BAY	S3297	20T6 ¹ / ₂ DC	Clear	130V	1500	150	C-8	5 3/8"	Box	500/25
20	T6 ¹ / ₂	DC BAY	S3298	20T6 ¹ / ₂ DC/F	Frosted	130V	1500	140	C-8	5 3/8"	Box	500/25
25	T6 ¹ / ₂	DC BAY	S3248	25T6 ¹ / ₂ DC	Clear	130V	1500	180	C-8	5 3/8"	Box	500/25
25	T6 ¹ / ₂	DC BAY	S3249	25T6 ¹ / ₂ DC/F	Frosted	130V	1500	170	C-8	5 3/8"	Box	500/25



T6¹/₂ Tubular *Brass Base*



Bulbs

130 Volt / 1500 Hours

Intermediate Base

Shown Actual Size



Clear



Frosted

*Intermediate Base
(130 Volt)*

- S3280** 20 Watt Clear
- S3222** 25 Watt Clear
- S3224** 40 Watt Clear

*Packing: Individually Boxed
500/Master, 25/Inner*

*Intermediate Base
(130 Volt)*

- S3281** 20 Watt Frosted
- S3223** 25 Watt Frosted
- S3225** 40 Watt Frosted

*Packing: Individually Boxed
500/Master, 25/Inner*

Watts	Bulb Type	Base	Satco Order No.	Lamp Code	Finish	Volts	Avg. Rated Hours	Lumens	Filament	M.O.L.	Pack. Type	Mst. Ctn./ Inner Pack
20	T61/2	Int.	S3280	20T61/2N	Clear	130V	1500	150	C-8	5 3/8"	Box	500/25
20	T61/2	Int.	S3281	20T61/2N/IF	Frosted	130V	1500	140	C-8	5 3/8"	Box	500/25
25	T61/2	Int.	S3222	25T61/2N	Clear	130V	1500	180	C-8	5 3/8"	Box	500/25
25	T61/2	Int.	S3223	25T61/2N/IF	Frosted	130V	1500	170	C-8	5 3/8"	Box	500/25
40	T61/2	Int.	S3224	40T61/2N	Clear	130V	1500	350	C-8	5 3/8"	Box	500/25
40	T61/2	Int.	S3225	40T61/2N/IF	Frosted	130V	1500	340	C-8	5 3/8"	Box	500/25

general service lamps



Shown Actual Size



Intermediate Base
115-125 Volt

S3621 10 Watt
Dom. Code #10S11N

S3628 15 Watt
Dom. Code #15S11N

S3630 25 Watt
Dom. Code #25S11N

S3629 40 Watt
Dom. Code #40S11N

Packing: Individually Boxed
600/Master, 10/Inner



S3624 24 Watt/15CP
SC Bayonet Base/6-8V
Dom. Code #1133

Packing: Individually Boxed
600/Master, 10/Inner



S3623 12 Watt/15CP
SC Bayonet Base/12-16V
Dom. Code #93

Packing: Individually Boxed
600/Master, 10/Inner



S1383 20 Watt/20 CP
S.C. Bayonet Base 13 Volt

Packing: Individually Boxed
600/Master, 10/Inner



S3622 10 Watt
Intermediate Base/115-125V
Dom. Code #10S11N/F

Packing: Individually Boxed
600/Master, 10/Inner

Watts	Bulb Type	Base	Satco Order No.	Lamp Code	Finish	Volts	Avg. Rated Hours	Lumens	Filament	M.O.L.	Pack. Type	Mst. Ctn./ Inner Pack
12	S8	S.C.BAY.	S3623	12S8/93	Clear	12-16V	200	190	C-6	2 "	Box	600/10
10	S11	Int.	S3621	10S11/N	Clear	115/125V	1500	80	C-7A	2 3/8"	Box	600/10
10	S11	Int.	S3622	10S11N/F	Frosted	115/125V	1500	80	CC-2V	2 3/8"	Box	600/10
15	S11	Int.	S3628	15S11/N	Clear	115/125V	1500	100	C-7A	2 3/8"	Box	600/10
25	S11	Int.	S3630	25S11/N	Clear	115/125V	1500	210	CC-2V	2 3/8"	Box	600/10
40	S11	Int.	S3629	40S11/N	Clear	115/125V	1500	370	CC-2V	2 3/8"	Box	600/10
24	RP11	S.C.BAY.	S3624	24RP11/1133	Clear	6/8V	300	400	C-6	2 1/4"	Box	600/10
20	R-11 1/2	S.C.BAY.	S1383	20R11 1/2/1383	Frosted	13V	600	200	C-6	2 1/2"	Box	600/10
20	R-11 1/2	S.C.BAY.	S1383/TF	20R11 1/2/1383	Shtr Prof	13V	600	200	C-6	2 1/2"	Box	600/10

Bulbs *Shown Actual Size*

2500 Hours



Indicator Bulb
S3911 15 Watt
 Int. Base/130 Volt
 Dom. Code #15T7/N



Appliance Bulb
S3905 15 Watt
 Cand. Base/130 Volt
 Dom. Code #15T7C



Appliance Bulb
S3908 25 Watt
 Int. Base/130 Volt
 Dom. Code #25T8N



Indicator Bulb
S3907 25 Watt
 Cand. Base/130 Volt
 Dom. Code #25T8C



Indicator Bulb
S3906 15 Watt
 D.C. Bay. Base/130 Volt
 Dom. Code #15T7/DC



Indicator Bulb
S3909 25 Watt
 D.C. Bay. Base/130 Volt
 Dom. Code #25T8DC



Microwave Bulb
S3917 40 Watt
 Int. Base/130 Volt
 Dom. Code #40T8N
 Packing: 1/Card
 120/Master, 12/Inner

Packing: 10 Pack Sleeve
 120/Master, 10/Inner

Appliance • Indicator • Switchboard • Night Light

Watts	Bulb Type	Base	Satco Order No.	Lamp Code	Finish	Volts	Avg. Rated Hours	Lumens	Filament	M.O.L.	Pack. Type	Mst. Ctn./ Inner Pack
15	T7	Int.	S3911	15T7/N	Clear	130V	2500	95	C-5A	2 1/4"	Sleeve	120/10
15	T7	Cand.	S3905	15T7	Clear	130V	2500	95	C-5A	2 1/4"	Sleeve	120/10
15	T7	DC Bayonet	S3906	15T7/DC	Clear	130V	2500	95	C-5A	2 1/4"	Sleeve	120/10
25	T8	Cand.	S3907	25T8	Clear	130V	2500	190	C-5A	2 5/8"	Sleeve	120/10
25	T8	Int.	S3908	25T8/N	Clear	130V	2500	190	C-5A	2 5/8"	Sleeve	120/10
25	T8	DC Bayonet	S3909	25T8/DC	Clear	130V	2500	190	C-5A	2 5/8"	Sleeve	120/10
40	T8	Int.	S3917	40T8N	Clear	130V	2500	370	CC-2V	2 5/8"	1/Card	120/12

general service lamps

2500 Hours

Shown Actual Size



Appliance Bulb
S3901 6 Watt
 D.C. Bay. Base
 130 Volt
 Dom. Code #6S6DC



Indicator Bulb
S3900 6 Watt
 Cand. Base
 130 Volt
 Dom. Code #6S6

- Appliance
- Indicator
- Switchboard
- Night Light
- Picture Light



Appliance Bulb
S3904 10 Watt
 D.C. Bay. Base
 130 Volt
 Dom. Code #10C7DC



Night Light
S3902 7 Watt
 Cand. Base/130 Volt
 Dom. Code #7C7
S3903 10 Watt
 Cand. Base/130 Volt
 Dom. Code #10C7



Switchboard Bulb
S3910 15 Watt
 Cand. Base/130 Volt
 Dom. Code #15T6
S3912 15 Watt
 Cand. Base/145 Volt
 Dom. Code #15T6
S3315 15 Watt
 Cand. Base/120 Volt
 Dom. Code #15T6/F

Packing: 10 Pack Sleeve
 120/Master, 10/Inner

Watts	Bulb Type	Base	Satco Order No.	Lamp Code	Finish	Volts	Avg. Rated Hours	Lumens	Filament	M.O.L.	Pack. Type	Mst. Ctn./ Inner Pack
6	S6	Cand.	S3900	6S6	Clear	130V	2500	30	C-7A	1 7/8"	Sleeve	120/10
6	S6	DC Bayonet	S3901	6S6/DC	Clear	130V	2500	30	C-7A	1 7/8"	Sleeve	120/10
7	C7	Cand.	S3902	7C7	Clear	130V	2500	35	C-7A	1 7/8"	Sleeve	120/10
10	C7	Cand.	S3903	10C7	Clear	130V	2500	60	C-7A	2 1/8"	Sleeve	120/10
10	C7	DC Bayonet	S3904	10C7/DC	Clear	130V	2500	60	C-7A	2 1/8"	Sleeve	120/10
15	T6	Cand.	S3910	15T6	Clear	130V	2500	95	C-5A	3 1/16"	Sleeve	120/10
15	T6	Cand.	S3912	15T6	Clear	145V	2500	95	C-5A	3 1/16"	Sleeve	120/10
15	T6	Cand.	S3315	15T6/F	Frost	120V	2500	95	C-5A	4"	Sleeve	500/25

general service lamps



NEW PRODUCT INFORMATION

Vintage style incandescent lamps

Historically accurate.
Beautifully reproduced.

Satco's Vintage Lamps are truthful, historic reproductions from this important and ever-popular era in lighting and architecture. No detail is overlooked, making these high-quality lamps the perfect solution when achieving authenticity and atmosphere are the goals.

Features

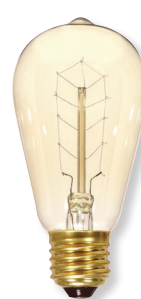
- Classic, warm glow from clearly visible filaments
- Historic restoration quality
- Perfect for hotel, theater, restaurants and other themed venues
- Authentic reproductions display beautifully
- Attractive full color packaging



S2411, S2412,
S2419



S2413,
S2423



S2414



S2415



S2416



S2417



S2418



S2420




S2421,
S2422

NEW

Available
February 2014



S2424



S2425



NEW PRODUCT INFORMATION

Item Number	Lamp Description	Wattage	Coil Design	Volts	Base	Finish	Hours	Lumens	Master/Inner
S2411	25A19/CL/120V VINTAGE	25	Quad Loop	120V	E26	Clear	3000	50	48/6
S2412	40A19/CL/120V VINTAGE	40	Quad Loop	120V	E26	Clear	3000	130	48/6
S2419	60A19/CL/120V VINTAGE	60	Quad Loop	120V	E26	Clear	3000	240	48/6
S2413	40ST19/CL/15S/120V VINTAGE	40	Cage Style	120V	E26	Clear	3000	135	48/6
S2414	40ST19/CL/9S/120V VINTAGE	40	Hairpin	120V	E26	Clear	3000	165	48/6
S2415	20T9/CL/120V VINTAGE	20	Hairpin	120V	E26	Clear	3000	20	48/6
S2416	40T14/CL/32S/120V VINTAGE	40	Spiral	120V	E26	Clear	3000	135	50/10
S2417	40T14/CL/15S/120V VINTAGE	40	Cage Style	120V	E26	Clear	3000	135	50/10
S2418	25CFC/7S/120V VINTAGE	25	Deco Carbon	120V	E12	Clear	3000	45	50/10
S2420	40T9/GOLD/9S/120V VINTAGE	40	Cage Style	120V	E12	Gold	3000	20	50/10
S2421	40T9/CL/12S/120V VINTAGE	40	Hairpin	120V	E26	Clear	3000	160	50/10
S2422	60T9/CL/12S/120V VINTAGE	60	Hairpin	120V	E26	Clear	3000	230	50/10
S2423	60ST19/CL/15S/120V VINTAGE	60	Cage Style	120V	E26	Clear	3000	240	48/6
S2424	40A15/CL/13S/120V VINTAGE	40	Cage Style	120V	E26	Clear	2000	160	50/10
S2425	40G25/CL/15S/120V VINTAGE	40	Cage Style	120V	E26	Clear	3000	160	48/6



National Toll-Free:
800.43.SATCO
(800.437.2826)
www.satco.com

Distribution Centers:
New York, Florida, Texas,
Washington, California,
Puerto Rico

Corporate Offices:
110 Heartland Blvd.,
Brentwood, NY 11717
800.437.2826 631.243.2022
Fax 631.243.2027



NEW PRODUCT INFORMATION

Vintage Style LED filament lamps

Features

- LED with a traditional vintage look and feel
- Amber finish
- Omni-directional light source
- Smooth dimming
- 2200 & 2300K - warm tone color temperature
- Replaces up to 60 watt lamps
- Long life - 15,000 hours
- Damp location
- Approved for totally enclosed fixtures
- cUL listed



S9577,
S9578, S9579
ST19



S9584
G25



S9583
A19



S9585
ST19



S9586
C35



S9587
CA35



S9588
T9

LED Filament Lamps



Item Number	Lamp Description	W	Bulb Type	Base	V	Finish	CCT	Lm	CRI	M.O.L. (Inches)	Life/ Hrs.	UPC
S9577	2.5ST19/AMB/LED/E26/23K/120V	2.5	ST19	E26	120	Amber	2300K	220	80	5 3/8	15K	045923095771
S9578	4.5ST19/AMB/LED/E26/23K/120V	4.5	ST19	E26	120	Amber	2300K	400	80	5 3/8	15K	045923095788
S9579	6.5ST19/AMB/LED/E26/23K/120V	6.5	ST19	E26	120	Amber	2300K	650	80	5 3/8	15K	045923095795
S9583	4.5A19/AMB/LED/E26/22K/120V	4.5	A19	E26	120	Amber	2200K	380	80	4 1/8	15K	045923095832
S9584	4.5G25/AMB/LED/E26/22K/120V	4.5	G25	E26	120	Amber	2200K	380	80	4 3/8	15K	045923095849
S9585	4.5ST19/AMB/LED/E26/22K/120V	4.5	ST19	E26	120	Amber	2200K	380	80	5 1/2	15K	045923095856
S9586	4CTA/LED/AMB/22K/120V	4	C35	E12	120	Amber	2200K	300	80	4 5/16	15K	045923095863
S9587	4CFA/LED/AMB/22K/120V	4	CA35	E12	120	Amber	2200K	300	80	5	15K	045923095870
S9588	6.5T9/AMB/LED/E26/22K/120V	6.5	T9	E26	120	Amber	2200K	620	80	12	15K	045923095887

Pack: Master 24 / Inner 6/1

LED SPECIALTY LAMPS

LED filament lamps

Applications / Features

- LED with a traditional incandescent look and feel
- Omni-directional light source
- Smooth dimming
- Replaces up to 60 watt lamps
- Long life - 15,000 hours
- Damp location
- Approved for totally enclosed fixtures
- cUL listed



LED Filament Lamps



Item Number	Lamp Description	W	Bulb Type	Base	V	Finish	CCT	Lm	CRI	M.O.L. (Inches)	Life/ Hrs.	UPC	Pack
S9560	4.5A15/CL/LED/E26/27K/120V	4.5	A15	E26	120	Clear	2700K	450	80	3 3/8	15K	045923095603	24/6
S9561	4.5A19/CL/LED/E26/27K/120V	4.5	A19	E26	120	Clear	2700K	450	80	4 1/8	15K	045923095610	24/6
S9562	6.5A19/CL/LED/E26/27K/120V	6.5	A19	E26	120	Clear	2700K	810	80	4 1/8	15K	045923095627	24/6
S9563*	4.5G25/CL/LED/E26/27K/120V	4.5	G25	E26	120	Clear	2700K	450	80	4 3/8	25K	045923095634	24/6
S9564	6.5G25/CL/LED/E26/27K/120V	6.5	G25	E26	120	Clear	2700K	810	80	4 3/8	15K	045923095641	24/6
S9565	4.5G40/CL/LED/E26/27K/120V	4.5	G40	E26	120	Clear	2700K	450	80	6 1/2	15K	045923095658	24/6
S9566	6.5G40/CL/LED/E26/27K/120V	6.5	G40	E26	120	Clear	2700K	810	80	6 1/2	15K	045923095665	24/6
S9820+	2W CTC/LED/27K/CL/120V/AG	2	C35	E12	120	Clear	2700K	190	80	3 7/8	15K	045923098208	24/6
S9821+	2W CFC/LED/27K/CL/120V/AG	2	CA35	E12	120	Clear	2700K	190	80	4 11/16	15K	045923098215	24/6
S9822+	4W CTC/LED/27K/CL/120V/AG	4	C35	E12	120	Clear	2700K	340	80	3 7/8	15K	045923098222	24/6
S9823+	4W CFC/LED/27K/CL/120V/AG	4	CA35	E12	120	Clear	2700K	340	80	4 11/16	15K	045923098239	24/6
S9567*	2.5W ETC/LED/27K/120V	2.5	C35	E26	120	Clear	2700K	250	80	3 1/2	15K	045923095672	24/6
S9568*	2.5W CTC/LED/27K/120V	2.5	C35	E12	120	Clear	2700K	250	80	4 5/16	15K	045923095689	24/6
S9569*	4.5W ETC/LED/27K/120V	4.5	C35	E26	120	Clear	2700K	450	80	3 1/2	15K	045923095696	24/6
S9570*	4.5W CTC/LED/27K/120V	4.5	C35	E12	120	Clear	2700K	450	80	4 5/16	15K	045923095702	24/6
S9571	2.5W EFC/LED/27K/120V	2.5	CA35	E26	120	Clear	2700K	250	80	4 5/16	15K	045923095719	24/6
S9572	2.5W CFC/LED/27K/120V	2.5	CA35	E12	120	Clear	2700K	250	80	5	15K	045923095726	24/6
S9573	4.5W EFC/LED/27K/120V	4.5	CA35	E26	120	Clear	2700K	450	80	4 5/16	15K	045923095733	24/6
S9574	4.5W CFC/LED/27K/120V	4.5	CA35	E12	120	Clear	2700K	450	80	5	15K	045923095740	24/6
S9575	4.5BT15/CL/LED/E26/27K/120V	4.5	BT15	E26	120	Clear	2700K	450	80	4 1/8	15K	045923095757	24/6
S9576	6.5BT15/CL/LED/E26/27K/120V	6.5	BT15	E26	120	Clear	2700K	810	80	4 1/8	15K	045923095764	24/6
S9581	6.5ST19/CL/LED/E26/27K/120V	6.5	ST19	E26	120	Clear	2700K	810	80	5 1/2	15K	045923095818	24/6
S9582	6.5T9/CL/LED/E26/27K/120V	6.5	T9	E26	120	Clear	2700K	800	80	12	15K	045923095825	24/6
S9580	4.5T10/LED/E26/27K/120V	4.5	T10	E26	120	Clear	2700K	430	80	5	15K	045923095801	24/6

*AG - All glass envelope

Fan *Bulbs*

130 Volt / 2500 Hours



Frosted

Medium Base

S3815 25 Watt

S3811 40 Watt

S3871 60 Watt

Packing: Individually Boxed
500 Master, 25/Inner



Clear

Medium Base

S3814 25Watt

S3810 40 Watt

S3870 60 Watt

Packing: Individually Boxed
500 Master, 25/Inner

Shown Actual Size

Watts	Bulb Type	Base	Satco Order No.	Lamp Code	Finish	Volts	Avg. Rated Hours	Lumens	Filament	M.O.L.	Pack. Type	Mst. Ctn./ Inner Pack
25	A15	Med.	S3814	25A15	Clear	130V	2500	130	C-9	3 1/2"	Box	500/25
25	A15	Med.	S3815	25A15/F	Frosted	130V	2500	120	C-9	3 1/2"	Box	500/25
40	A15	Med.	S3810	40A15	Clear	130V	2500	290	C-9	3 1/2"	Box	500/25
40	A15	Med.	S3811	40A15/F	Frosted	130V	2500	280	C-9	3 1/2"	Box	500/25
60	A15	Med.	S3870	60A15	Clear	130V	2500	580	C-9	3 1/2"	Box	500/25
60	A15	Med.	S3871	60A15/F	Frosted	130V	2500	530	C-9	3 1/2"	Box	500/25

2500 Hours / 130 Volts

Medium Base



Clear

Medium Base
S3948 15 Watt
 Packing: Boxed, 2 Pack
 120 Master, 60 2-Packs
 Sold Per Lamp



Frosted

Medium Base
S3949 15 Watt
 Packing: Boxed, 2 Pack
 120 Master, 60 2-Packs
 Sold Per Lamp



general service lamps

Shown Actual Size

Watts	Bulb Type	Base	Satco Order No.	Lamp Code	Finish	Volts	Avg. Rated Hours	Lumens	Filament	M.O.L.	Pack. Type	Mst. Ctn.
15	A15	Med.	S3948	15A15	Clear	130V	2500	100	C-9	3 1/2"	Box/2	120
15	A15	Med.	S3949	15A15/F	Frosted	130V	2500	100	C-9	3 1/2"	Box/2	120

A19 Household Brass Base



Lamps 2 Pack

120 Volt / 1500 Hours

Medium Base



Clear



Frosted



Not Shown
Actual Size

Medium Base

- S6040** 25 Watt
- S6041** 40 Watt
- S6042** 60 Watt
- S6043** 75 Watt
- S6044** 100 Watt

Packing: Boxed, 2 Pack
120 Master, 60 2-Packs
Sold Per Lamp

Medium Base

- S6050** 25 Watt
- S6051** 40 Watt
- S6052** 60 Watt
- S6053** 75 Watt
- S6054** 100 Watt

Packing: Boxed, 2 Pack
120 Master, 60 2-Packs
Sold Per Lamp

Watts	Bulb Type	Base	Satco Order No.	Lamp Code	Finish	Volts	Avg. Rated Hours	Lumens	Filament	M.O.L.	Pack Type	Mst.Ctn.
25	A19	Med.	S6040	25A19	Clear	120V	1500	185	C-9	4 1/8"	Box/2	120
25	A19	Med.	S6050	25A19/F	Frosted	120V	1500	185	C-9	4 1/8"	Box/2	120
40	A19	Med.	S6041	40A19	Clear	120V	1500	340	C-9	4 1/8"	Box/2	120
40	A19	Med.	S6051	40A19/F	Frosted	120V	1500	340	C-9	4 1/8"	Box/2	120
60	A19	Med.	S6042	60A19	Clear	120V	1500	610	C-9	4 1/8"	Box/2	120
60	A19	Med.	S6052	60A19/F	Frosted	120V	1500	610	C-9	4 1/8"	Box/2	120
75	A19	Med.	S6043	75A19	Clear	120V	1500	800	C-9	4 1/8"	Box/2	120
75	A19	Med.	S6053	75A19/F	Frosted	120V	1500	800	C-9	4 1/8"	Box/2	120
100	A19	Med.	S6044	100A19	Clear	120V	1500	1150	C-9	4 1/8"	Box/2	120
100	A19	Med.	S6054	100A19/F	Frosted	120V	1500	1150	C-9	4 1/8"	Box/2	120

A19 Household Lamps 2 Pack

2500 Hours / 130 Volt

Medium Base

Not Shown
Actual Size



Frosted



Clear



Medium Base

- S3950** 25 Watt
- S3951** 40 Watt
- S3952** 60 Watt
- S3953** 75 Watt
- S3954** 100 Watt

Packing: Boxed, 2 Pack
120 Master, 60 2-Packs
Sold Per Lamp

Medium Base

- S3940** 25 Watt
- S3941** 40 Watt
- S3942** 60 Watt
- S3943** 75 Watt
- S3944** 100 Watt

Packing: Boxed, 2 Pack
120 Master, 60 2-Packs
Sold Per Lamp

Watts	Bulb Type	Base	Satco Order No.	Lamp Code	Finish	Volts	Avg. Rated Hours	Lumens	Filament	M.O.L.	Pack Type	Mst.Ctn.
25	A19	Med.	S3940	25A19	Clear	130V	2500	185	CC-6	4 1/8"	Box/2	120
25	A19	Med.	S3950	25A19/F	Frosted	130V	2500	185	CC-6	4 1/8"	Box/2	120
40	A19	Med.	S3941	40A19	Clear	130V	2500	320	C-9	4 1/8"	Box/2	120
40	A19	Med.	S3951	40A19/F	Frosted	130V	2500	320	C-9	4 1/8"	Box/2	120
60	A19	Med.	S3942	60A19	Clear	130V	2500	580	C-9	4 1/8"	Box/2	120
60	A19	Med.	S3952	60A19/F	Frosted	130V	2500	580	C-9	4 1/8"	Box/2	120
75	A19	Med.	S3943	75A19	Clear	130V	2500	760	C-9	4 1/8"	Box/2	120
75	A19	Med.	S3953	75A19/F	Frosted	130V	2500	760	C-9	4 1/8"	Box/2	120
100	A19	Med.	S3944	100A19	Clear	130V	2500	1100	C-9	4 1/8"	Box/2	120
100	A19	Med.	S3954	100A19/F	Frosted	130V	2500	1100	C-9	4 1/8"	Box/2	120

130 VOLT BULB SPECIFICATIONS ON 120 VOLT LINE

23	A19	Med.	S3940	25A19	Clear	130V	5000	140	CC-6	4 1/8"	Box/2	120
23	A19	Med.	S3950	25A19/F	Frosted	130V	5000	140	CC-6	4 1/8"	Box/2	120
36	A19	Med.	S3941	40A19	Clear	130V	5000	235	C-9	4 1/8"	Box/2	120
36	A19	Med.	S3951	40A19/F	Frosted	130V	5000	235	C-9	4 1/8"	Box/2	120
53	A19	Med.	S3942	60A19	Clear	130V	5000	445	C-9	4 1/8"	Box/2	120
53	A19	Med.	S3952	60A19/F	Frosted	130V	5000	445	C-9	4 1/8"	Box/2	120
66	A19	Med.	S3943	75A19	Clear	130V	5000	570	C-9	4 1/8"	Box/2	120
66	A19	Med.	S3953	75A19/F	Frosted	130V	5000	570	C-9	4 1/8"	Box/2	120
90	A19	Med.	S3944	100A19	Clear	130V	5000	810	C-9	4 1/8"	Box/2	120
90	A19	Med.	S3954	100A19/F	Frosted	130V	5000	810	C-9	4 1/8"	Box/2	120

general service lamps

A19 Household Brass Base



Lamps 4 Pack

120 Volt / 1500 Hours

Medium Base



Not Shown
Actual Size

Soft White

Medium Base

S1810 40 Watt

S1811 60 Watt

S1812 75 Watt

S1813 100 Watt

Packing: Boxed, Pack

48 Master, 12 4-Packs

Sold Per Lamp



Frosted

Medium Base

S1711 40 Watt

S1712 60 Watt

S1713 75 Watt

S1714 100 Watt

Packing: Boxed, 4 Pack

48 Master, 12 4-Packs

Sold Per Lamp



Watts	Bulb Type	Base	Satco Order No.	Lamp Code	Finish	Volts	Avg. Rated Hours	Lumens	Filament	M.O.L.	Pack. Type	Mst. Ctn.
40	A19	Med.	S1711	40A19/F	Frosted	120V	1500	340	C-9	4 1/8"	Box/4	48
40	A19	Med.	S1810	40A19/W	White	120V	1500	280	C-9	4 1/8"	Box/4	48
60	A19	Med.	S1712	60A19/F	Frosted	120V	1500	610	C-9	4 1/8"	Box/4	48
60	A19	Med.	S1811	60A19/W	White	120V	1500	500	C-9	4 1/8"	Box/4	48
75	A19	Med.	S1713	75A19/F	Frosted	120V	1500	800	C-9	4 1/8"	Box/4	48
75	A19	Med.	S1812	75A19/W	White	120V	1500	650	C-9	4 1/8"	Box/4	48
100	A19	Med.	S1714	100A19/F	Frosted	120V	1500	1150	C-9	4 1/8"	Box/4	48
100	A19	Med.	S1813	100A19/W	White	120V	1500	950	C-9	4 1/8"	Box/4	48

general service lamps

Not Shown Actual Size

Medium Base **Lamps**



**Long Life
Commercial Service**

Frosted **S3934** 75 Watt A21
 Medium Base **S3935** 100 Watt A21
 S3936 100 Watt A23

Packing: Individually Sleeved
 120 Master, 6/Inner

Long Neck A Lamps

- 130 Volt Frosted
- 12,500 Hrs. Avg. Life (when burned at 120v).
- Resists Power Surges.



**Left Hand
Thread A19**

Frosted **S6010** 100 Watt
 Medium Base

Packing: Individually Sleeved
 120 Master, 6/Inner

- Left-hand thread to prevent theft.
- Uses: construction, work sites, hotels, restaurants, etc.

Watts	Bulb Type	Base	Satco Order No.	Lamp Code	Finish	Volts	Avg. Rated Hours	Lumens	Filament	M.O.L.	Pack. Type	Mst. Ctn./ Inner Pack
100	A19	Med.	S6010	100A19/LHT/F	Frosted	120V	2000	1200	C-9	4 1/8"	Sleeve	120/6
75	A21	Med.	S3934	75A21/IF/130V	Frosted	130V	5000	680	C-9	5 5/16"	Sleeve	120/6
100	A21	Med.	S3935	100A21/IF/130V	Frosted	130V	5000	1030	C-9	5 5/16"	Sleeve	120/6
100	A23	Med.	S3936	100A23/IF/130V	Frosted	130V	5000	1030	C-9	6 1/16"	Sleeve	120/6

130 Volt Bulb Specifications Operated On a 120 Volt Line

66	A21	Med.	S3934	75A21/IF/130V	Frosted	130V	12,500	515	C-9	5 5/16"	Sleeve	120/6
88	A21	Med.	S3935	100A21/IF/130V	Frosted	130V	12,500	780	C-9	5 5/16"	Sleeve	120/6
88	A23	Med.	S3936	100A23/IF/130V	Frosted	130V	12,500	780	C-9	6 1/16"	Sleeve	120/6

A19 Specialty Brass Base



Lamps

Medium Base

Not Shown Actual Size



Incandescent Black Light

Medium Base
120 Volt /480 Hrs. Avg. Life
S3920 75 Watt
Packing: Individually Boxed
96 Master, 6/Inner

Bug Light

Medium Base
130 Volt /2000 Hrs. Avg. Life
S3859 40 Watt Yellow
S3938 60 Watt Yellow
S3939 100 Watt Yellow
Packing: Boxed, 2 Pack
24 Master, 12 2-Packs
Sold Per Lamp

Silver Crown

Medium Base
130 Volt /1500 Hrs. Avg. Life
S3955 60A19/SL
S3956 100A19/SL
Packing: Individually Boxed
24 Master

Watts	Bulb Type	Base	Satco Order No.	Lamp Code	Finish	Volts	Avg. Rated Hours	Lumens	Filament	M.O.L.	Pack. Type	Mst. Ctn./ Inner Pack
40	A19	Med.	S3859	40A/Y	Bug	130V	2000	-	C-9	4 1/8"	Box/2	24
60	A19	Med.	S3938	60A/Y	Bug	130V	2000	-	C-9	4 1/8"	Box/2	24
100	A19	Med.	S3939	100A/Y	Bug	130V	2000	-	C-9	4 1/8"	Box/2	24
75	A19	Med.	S3920	75A/BL	Black Light	120V	480	-	C-9	4 1/8"	Box	96/6
60	A19	Med.	S3955	60A/SL	Silver	130V	1500	580	C-9	4 1/8"	Box	24
100	A19	Med.	S3956	100A/SL	Silver	130V	1500	960	C-9	4 1/8"	Box	24

general service lamps

1000 Hours

A19 Transparent

Medium Base



25W
Medium Base 130 Volt

S6080 Transparent Red
S6081 Transparent Green
S6082 Transparent Blue
S6083 Transparent Yellow
 Packing: Individually Sleeved
 24/Master, 12 Inner

Not Shown Actual Size

Watts	Bulb Type	Base	Satco Order No.	Lamp Code	Finish	Volts	Avg. Rated Hours	Lumens	Filament	M.O.L.	Pack. Type	Mst. Ctn./ Inner Pack
25	A19	Med.	S6080	25A/TR	Red	130V	1000	n/a	C-9	4 1/8"	Sleeve	24/12
25	A19	Med.	S6081	25A/TG	Green	130V	1000	n/a	C-9	4 1/8"	Sleeve	24/12
25	A19	Med.	S6082	25A/TB	Blue	130V	1000	n/a	C-9	4 1/8"	Sleeve	24/12
25	A19	Med.	S6083	25A/TY	Yellow	130V	1000	n/a	C-9	4 1/8"	Sleeve	24/12

general service lamps

Party *Bulbs* Brass Base



A19 Ceramic

1000 Hours

Medium Base

Not Shown Actual Size



25W
Medium Base
130 Volt

- S6090** Ceramic Red
- S6091** Ceramic Green
- S6092** Ceramic Blue
- S6093** Ceramic Yellow

Packing: Individually Sleeved
24/Master, 12 Inner

Watts	Bulb Type	Base	Satco Order No.	Lamp Code	Finish	Volts	Avg. Rated Hours	Lumens	Filament	M.O.L.	Pack. Type	Mst. Ctn./ Inner Pack
25	A19	Med.	S6090	25A/R	Red	130V	1000	n/a	C-9	4 1/8"	Sleeve	24/12
25	A19	Med.	S6091	25A/G	Green	130V	1000	n/a	C-9	4 1/8"	Sleeve	24/12
25	A19	Med.	S6092	25A/B	Blue	130V	1000	n/a	C-9	4 1/8"	Sleeve	24/12
25	A19	Med.	S6093	25A/Y	Yellow	130V	1000	n/a	C-9	4 1/8"	Sleeve	24/12

specialty lamps

1000 Hours

Medium Base

Not Shown Actual Size



40W
Medium Base
130 Volt

S4980 Ceramic Red
S4981 Ceramic Blue
S4982 Ceramic Green
S4983 Ceramic Yellow
Packing: Individually Boxed
24/Master, 12/Inner

60W
Medium Base
130 Volt

S4984 Ceramic Red
S4985 Ceramic Blue
S4986 Ceramic Green
S4987 Ceramic Yellow
Packing: Individually Boxed
24/Master, 12/Inner

Watts	Bulb Type	Base	Satco Order No.	Lamp Code	Finish	Volts	Avg. Rated Hours	Lumens	Filament	M.O.L.	Pack. Type	Mst. Ctn./ Inner Pack
40	A19	Med.	S4980	40A/R	Cer. Red	130V	1000	n/a	C-9	4 1/8"	Sleeve	24/12
40	A19	Med.	S4981	40A/B	Cer. Blue	130V	1000	n/a	C-9	4 1/8"	Sleeve	24/12
40	A19	Med.	S4982	40A/G	Cer. Green	130V	1000	n/a	C-9	4 1/8"	Sleeve	24/12
40	A19	Med.	S4983	40A/Y	Cer. Yellow	130V	1000	n/a	C-9	4 1/8"	Sleeve	24/12
60	A19	Med.	S4984	60A/R	Cer. Red	130V	1000	n/a	C-9	4 1/8"	Sleeve	24/12
60	A19	Med.	S4985	60A/B	Cer. Blue	130V	1000	n/a	C-9	4 1/8"	Sleeve	24/12
60	A19	Med.	S4986	60A/G	Cer. Green	130V	1000	n/a	C-9	4 1/8"	Sleeve	24/12
60	A19	Med.	S4987	60A/Y	Cer. Yellow	130V	1000	n/a	C-9	4 1/8"	Sleeve	24/12

specialty lamps

A19 Household Lamps 3 Pack



130 Volt



Sold Per Pack
Full Cases Only

Not Shown Actual Size

Soft White

Medium Base

S3991 40 Watt

S3992 60 Watt

S3993 75 Watt

S3994 100 Watt

Packing: Boxed, 3 Pack
120 Master, 40 3-Packs

Watts	Bulb Type	Base	Satco Order No.	Lamp Code	Finish	Volts	Avg. Rated Hours	Lumens	Filament	M.O.L.	Pack. Type	Mst. Ctn.
40	A19	Med.	S3991	40A19/W	White	130V	1250	288	C-9	4 1/8"	Box/3	40
60	A19	Med.	S3992	60A19/W	White	130V	1250	576	C-9	4 1/8"	Box/3	40
75	A19	Med.	S3993	75A19/W	White	130V	1250	747	C-9	4 1/8"	Box/3	40
100	A19	Med.	S3994	100A19/W	White	130V	1250	1107	C-9	4 1/8"	Box/3	40

general service lamps



A19 Household Lamps 4 Pack

130 Volt



Clear

Soft White

Sold Per Pack
Full Cases Only

Medium Base
S4020 40 Watt
S4021 60 Watt
S4022 75 Watt
S4023 100 Watt

Packing: Boxed, 4 Pack
120 Master, 30 4-Packs

Medium Base
S4010 40 Watt
S4011 60 Watt
S4012 75 Watt
S4013 100 Watt

Packing: Boxed, 4 Pack
120 Master, 30 4-Packs

Not Shown
Actual Size

Watts	Bulb Type	Base	Satco Order No.	Lamp Code	Finish	Volts	Avg. Rated Hours	Lumens	Filament	M.O.L.	Pack. Type	Mst.Ctn.
40	A19	Med.	S4020	40A19	Clear	130V	1000	320	C-9	4 1/8"	Box/4	30
40	A19	Med.	S4010	40A19/W	White	130V	1000	288	C-9	4 1/8"	Box/4	30
60	A19	Med.	S4021	60A19	Clear	130V	1000	640	C-9	4 1/8"	Box/4	30
60	A19	Med.	S4011	60A19/W	White	130V	1000	576	C-9	4 1/8"	Box/4	30
75	A19	Med.	S4022	75A19	Clear	130V	1000	830	C-9	4 1/8"	Box/4	30
75	A19	Med.	S4012	75A19/W	White	130V	1000	747	C-9	4 1/8"	Box/4	30
100	A19	Med.	S4023	100A19	Clear	130V	1000	1230	C-9	4 1/8"	Box/4	30
100	A19	Med.	S4013	100A19/W	White	130V	1000	1107	C-9	4 1/8"	Box/4	30

130 VOLT BULB SPECIFICATIONS ON 120 VOLT LINE

36	A19	Med.	S4020	40A19	Clear	130V	3000	230	C-9	4 1/8"	Box/4	30
36	A19	Med.	S4010	40A19/W	White	130V	3000	207	C-9	4 1/8"	Box/4	30
53	A19	Med.	S4021	60A19	Clear	130V	3000	460	C-9	4 1/8"	Box/4	30
53	A19	Med.	S4011	60A19/W	White	130V	3000	414	C-9	4 1/8"	Box/4	30
66	A19	Med.	S4022	75A19	Clear	130V	3000	598	C-9	4 1/8"	Box/4	30
66	A19	Med.	S4012	75A19/W	White	130V	3000	538	C-9	4 1/8"	Box/4	30
90	A19	Med.	S4023	100A19	Clear	130V	3000	885	C-9	4 1/8"	Box/4	30
90	A19	Med.	S4013	100A19/W	White	130V	3000	797	C-9	4 1/8"	Box/4	30

general service lamps



A19 Safety Coated



Shatterproof *Lamps* Brass Base 130 Volt

Medium Base



- Rubber coating contains glass particles should bulb break.
- Heavy duty shatter proof bulb.
- Long life.
- Resists power surges – 130V.
- Five support filament to withstand vibration and impact.
- Uses: Workshops, garages, construction areas, bathrooms, or any hazardous environments



Frosted

Medium Base

S3927 60 Watt

S3928 75 Watt

S3929 100 Watt

Packing: Boxed, 2 Pack
12 Master, 12 2-Packs
Sold Per Pack

Not Shown Actual Size

Watts	Bulb Type	Base	Satco Order No.	Lamp Code	Finish	Volts	Avg. Rated Hours	Lumens	Filament	M.O.L.	Pack. Type	Mst. Ctn.
60	A19	Med.	S3927	60A19/RS/TF	Frosted	130V	5000	520	C-9	4 1/8"	2/Pks	12
75	A19	Med.	S3928	75A19/RS/TF	Frosted	130V	5000	680	C-9	4 1/8"	2/Pks	12
100	A19	Med.	S3929	100A19/RS/TF	Frosted	130V	5000	960	C-9	4 1/8"	2/Pks	12
130 Volt Bulb Specifications Operated On a 120 Volt Line												
53	A19	Med.	S3927	60A19/RS/TF	Frosted	130V	12,500	395	C-9	4 1/8"	2/Pks	12
66	A19	Med.	S3928	75A19/RS/TF	Frosted	130V	12,500	515	C-9	4 1/8"	2/Pks	12
88	A19	Med.	S3929	100A19/RS/TF	Frosted	130V	12,500	730	C-9	4 1/8"	2/Pks	12

general service lamps



Safety Coated

Medium Base
A21 130 Volt
S3972 75 Watt
S3973 100 Watt
Packing: Boxed, 2 Pack,
24 Master, 12 2-Packs
Sold Per Pack



Rough Service

Medium Base
A19 130 Volt
S3969 50 Watt
S3970 75 Watt
S3971 100 watt
Packing: Boxed, 2 Pack,
24 Master, 12 2-Packs
Sold Per Pack

Not Shown Actual Size

Watts	Bulb Type	Base	Satco Order No.	Lamp Code	Finish	Volts	Avg. Rated Hours	Lumens	Filament	M.O.L.	Pack. Type	Mst. Ctn.
50	A19	Med.	S3969	50A/RS	Frost	130V	2500	320	C-9	4 1/8"	Box/2	24
75	A19	Med.	S3970	75A/RS	Frost	130V	2500	620	C-9	4 1/8"	Box/2	24
100	A19	Med.	S3971	100A/RS	Frost	130V	2500	880	C-9	4 1/8"	Box/2	24
75	A21	Med.	S3972	75A21/TF	Frost	130V	2500	620	C-9	5 5/16"	Box/2	24
100	A21	Med.	S3973	100A21/TF	Frost	130V	2500	880	C-9	5 5/16"	Box/2	24

general service lamps



3-Way



Household Lamps

Not Shown Actual Size



3 Way/Med.

Soft White
 Medium Base
 120 Volt
S1820 30/70/100 Watt
S1821 50/100/150 Watt
S1823 50/200/250 Watt
 Packing: Individually Sleeved
 36/Master, 12/Inner



3 Way/Mogul

Soft White
 Mogul Base
 120 Volt
S1822 100/300 Watt
 Packing: Individually Sleeved
 12/Master

general service lamps

Watts	Bulb Type	Base	Satco Order No.	Lamp Code	Finish	Volts	Avg. Rated Hours	Lumens	Filament	M.O.L.	Pack. Type	Mst. Ctn./ Inner Pack
30								250	CC-2V	5 1/16"	Sleeve	36/12
70	A21	Med. Brass	S1820	30/70/100A21/W	White	120V	2500	700	C-9			
100								950				
50								520	CC-2V	5 1/16"	Sleeve	36/12
100	A21	Med. Brass	S1821	50/100/150A21/W	White	120V	2500	1050	C-9			
150								1570				
50								640	CC-8	5 1/16"	Sleeve	12
200	A21	Med. Alum.	S1823	50/200/250A21/W	White	120V	1200	3300	CC-8			
250								3940				
100								1385	CC-8			
200	PS25	Mog. Alum.	S1822	100/200/300PS25/W	White	120V	1200	3540	CC-8	6 3/4"	Sleeve	12
300								4925				

3-Way Household Lamps

Medium Base



BRILLIANT
WHITE
LIGHT

EXTRA
LONG
LIFE!

HALOGEN

Dual halogen capsules create 3 light levels

Not Shown Actual Size



**REDUCED SIZE
A19 3 WAY**

3-Way Halogen Reading Light

A19 3-Way

Soft White/4000 Hours
Medium Base
120 Volt
S4505 30/70/100 Watt
S4506 50/100/150 Watt
Packing: Individually Sleeved
36/Master, 12/Inner

Soft White
Medium Base
120 Volt
S1824 30/70/100 Watt
Packing: Individually Sleeved
36/Master, 12/Inner

Watts	Bulb Type	Base	Satco Order No.	Lamp Code	Finish	Volts	Avg. Rated Hours	Lumens	Flament	M.O.L.	Pack. Type	Mst.Ctn./ Inner Pack
30								250	CC-8			
70	A19	Med. Brass	S1824	30/70/100A19/W	White	120V	2500	700	CC-8	4 1/8"	Sleeve	36/12
100								950				
30								295	CC-8			
70	A21	Med. Alum.	S4505	30/70/100A21/HAL/W	White	120V	4000	785	CC-8	5 1/16"	Sleeve	36/12
100								1080				
50								385	CC-8			
100	A21	Med. Alum.	S4506	50/100/150A21/HAL/W	White	120V	4000	1400	CC-8	5 1/16"	Sleeve	36/12
150								1985				

general service lamps

A21 Household Brass Base



Lamps

2500 HOURS/130 Volt

Medium Base

Not Shown Actual Size



Clear

Medium Base
130 Volt
S3981 150 Watt
Packing:
Individually Boxed
24/Master



Frosted

Medium Base
130 Volt
S3980 150 Watt
Packing:
Individually Boxed
24/Master

Watts	Bulb Type	Base	Satco Order No.	Lamp Code	Finish	Volts	Avg. Rated Hours	Lumens	Filament	M.O.L.	Pack. Type	Mst. Ctn./ Inner Pack
150	A21	Med.	S3981	150A21	Clear	130V	2500	1750	C-9	5 1/16"	Box	24
150	A21	Med.	S3980	150A21/F	Frosted	130V	2500	1750	C-9	5 1/16"	Box	24
130 VOLT BULB SPECIFICATIONS ON 120 VOLT LINE												
134	A21	Med.	S3981	150A21	Clear	130V	6000	1350	C-9	5 1/16"	Box	24
134	A21	Med.	S3980	150A21/F	Frosted	130V	6000	1350	C-9	5 1/16"	Box	24

general service lamps

2500 Hours / 130 Volt

Lamps

Not Shown Actual Size

Medium Base



Frosted



Clear

Medium Base
130 Volt
S3982 200 Watt
Packing:
Individually Boxed
24/Master

Medium Base
130 Volt
S3983 200 Watt
Packing:
Individually Boxed
24/Master

Watts	Bulb Type	Base	Satco Order No.	Lamp Code	Finish	Volts	Avg. Rated Hours	Lumens	Filament	M.O.L.	Pack. Type	Mst. Ctn./ Inner Pack
200	A23	Med.	S3983	200A23	Clear	130V	2500	2500	C-9	6 1/16"	Box	24
200	A23	Med.	S3982	200A23/F	Frosted	130V	2500	2500	C-9	6 1/16"	Box	24
130 VOLT BULB SPECIFICATIONS ON 120 VOLT LINE												
179	A23	Med.	S3983	200A23	Clear	130V	6000	1750	C-9	6 1/16"	Box	24
179	A23	Med.	S3982	200A23/F	Frosted	130V	6000	1750	C-9	6 1/16"	Box	24

general service lamps



PS25 General Brass Base



Service Lamps

2500 Hours/130 Volt

Not Shown Actual Size



Clear

Medium Base
300M 130 Volt
S4959 300 Watt
Packing:
Individually Boxed
24/Master



Frosted

Medium Base
300M/IF 130 Volt
S4960 300 Watt
Packing:
Individually Boxed
24/Master

Watts	Bulb Type	Base	Satco Order No.	Lamp Code	Finish	Volts	Avg. Rated Hours	Lumens	Filament	M.O.L.	Pack. Type	Mst. Ctn.
300	PS25	Med.	S4959	300M	Clear	130V	2500	3600	C-9	6 ¹⁵ / ₁₆ "	Box	24
300	PS25	Med.	S4960	300M/IF	Frosted	130V	2500	3600	C-9	6 ¹⁵ / ₁₆ "	Box	24

130 VOLT BULB SPECIFICATIONS ON 120 VOLT LINE

264	PS25	Med.	S4959	300M	Clear	130V	5000	2640	C-9	6 ¹⁵ / ₁₆ "	Box	24
264	PS25	Med.	S4960	300M/IF	Frosted	130V	5000	2640	C-9	6 ¹⁵ / ₁₆ "	Box	24

general service lamps

2500 Hours/130 Volt

Service **Lamps**

Not Shown Actual Size



Clear

Mogul Base
300 130 Volt
S4961 300 Watt
Packing:
Individually Boxed
12/Master



Frosted

Mogul Base
300IF 130 Volt
S4962 300 Watt
Packing:
Individually Boxed
12/Master

general service lamps

Watts	Bulb Type	Base	Satco Order No.	Lamp Code	Finish	Volts	Avg. Rated Hours	Lumens	Filament	M.O.L.	Pack. Type	Mst. Ctn.
300	PS35	Mog.	S4961	300	Clear	130V	2500	3600	C-9	9 3/8"	Box	12
300	PS35	Mog.	S4962	300/IF	Frosted	130V	2500	3600	C-9	9 3/8"	Box	12

130 VOLT BULB SPECIFICATIONS ON 120 VOLT LINE

264	PS35	Mog.	S4961	300	Clear	130V	5000	2640	C-9	9 3/8"	Box	12
264	PS35	Mog.	S4962	300/IF	Frosted	130V	5000	2640	C-9	9 3/8"	Box	12

A19 Energy Saver



Lamps Aluminum Base

Medium Base

Not Shown Actual Size



Energy Saver
130 Volt

Frosted
Medium Base

- S4990** 40A/34
- S4991** 60A/52
- S4992** 75A/67
- S4993** 100A/90

Packing: Boxed, 4 Pack,
48/Master, 12 4-Packs



Energy Saver
120 Volt

Frosted
Medium Base

- S4460** 40A/34
- S4461** 60A/52
- S4462** 75A/67
- S4463** 100A/90

Packing: Boxed, 4 Pack,
48/Master, 12 4-Packs

Watts	Bulb Type	Base	Satco Order No.	Lamp Code	Finish	Volts	Avg. Rated Hours	Lumens	Filament	M.O.L.	Pack. Type	Mst.Ctn.
34	A19	Med.	S4990	40A/34	Frosted	130V	1500	375	CC-8	4 7/16"	Box/4	48
34	A19	Med.	S4460	40A/34	Frosted	120V	1500	385	CC-8	4 7/16"	Box/4	48
52	A19	Med.	S4991	60A/52	Frosted	130V	1000	740	CC-8	4 7/16"	Box/4	48
52	A19	Med.	S4461	60A/52	Frosted	120V	1000	745	CC-8	4 7/16"	Box/4	48
67	A19	Med.	S4992	75A/67	Frosted	130V	750	1065	CC-8	4 7/16"	Box/4	48
67	A19	Med.	S4462	75A/67	Frosted	120V	750	1040	CC-8	4 7/16"	Box/4	48
90	A19	Med.	S4993	100A/90	Frosted	130V	750	1550	CC-8	4 7/16"	Box/4	48
90	A19	Med.	S4463	100A/90	Frosted	120V	750	1520	CC-8	4 7/16"	Box/4	48
130 VOLT BULB SPECIFICATIONS ON 120 VOLT LINE												
26	A19	Med.	S4990	40A/34	Frosted	130V	3750	285	CC-8	4 7/16"	Box/4	48
46	A19	Med.	S4991	60A/52	Frosted	130V	3750	550	CC-8	4 7/16"	Box/4	48
59	A19	Med.	S4992	75A/67	Frosted	130V	1875	770	CC-8	4 7/16"	Box/4	48
79	A19	Med.	S4993	100A/90	Frosted	130V	1875	1125	CC-8	4 7/16"	Box/4	48

general service lamps

Linear Incandescent Lamps

Not Shown Actual Size



T8
Medium Base

T8
Disc Base

T8
Disc Base

T10
S14S Base

Watts	Bulb Type	Base	Satco Order No.	Lamp Code	Finish	Volts	Avg. Rated Hours	Lumens	Filament	M.O.L.	Pack. Type	Mst. Ctn.
40	T8	Med.	S2977	40T8	Clear	130V	2000	265	C-8	12"	Box	10
60	T8	Med.	S2978	60T8	Clear	130V	2000	425	C-8	12"	Box	10
75	T8	Med.	S2979	75T8	Clear	130V	2000	584	C-8	12"	Box	10
40	T8	Disc	S2980	L40	Clear	120V	1500	325	C-8	11 3/4"	Sleeve	24
40	T8	Disc	S2981	L40W	White	120V	1500	295	C-8	11 3/4"	Sleeve	12
60	T8	Disc	S2982	L60	Clear	120V	1500	480	C-8	17 3/4"	Sleeve	24
60	T8	Disc	S2983	L60W	White	120V	1500	450	C-8	17 3/4"	Sleeve	12
60	T10	S14S	S4894	LN60	White	125V	1000	460	C-8	19 11/16"	Box	25
150	T10	S14S	S4895	LN150	White	125V	1000	930	C-8	39 1/8"	Sleeve	16

Natural Spectrum

120 Volt / 2000 Hours **Neodymium** Lamps

Natural Spectrum Lamps utilize a rare earth element called Neodymium which is integral to the glass. This element filters out the yellow hue commonly associated with incandescent lamps. Thus creating a truer and more accurate color of light.



B10

Natural Spectrum

Cand. Base

S2970 25 Watt 120V

S2971 40 Watt 120V

S2972 60 Watt 120V

Packing: 1/Card
50/Master, 10/Inner



G16 1/2"

Natural Spectrum

Cand. Base

S2973 25 Watt 120V

S2974 40 Watt 120V

S2975 60 Watt 120V

Packing: 1/Card
50/Master, 10/Inner

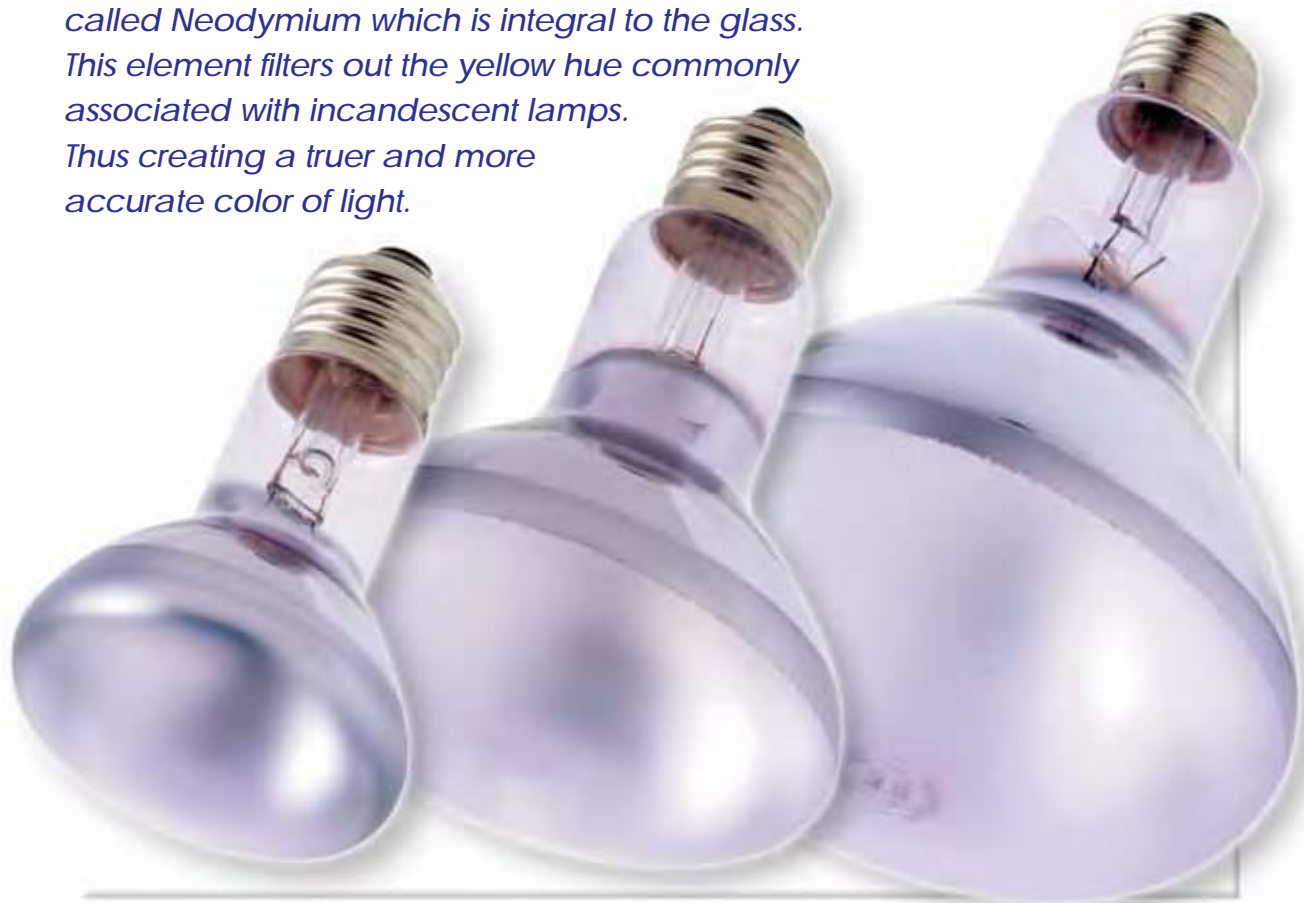
Watts	Bulb Type	Base	Satco Order No.	Lamp Code	Finish	Volts	Avg. Rated Hours	Lumens	Filament	M.O.L.	Pack. Type	Mst. Ctn./ Inner Pack
25	B10	Cand.	S2970	C32F25VLX	Frosted	120V	2000	220	CC-2V	3 7/8"	1/Card	50/10
25	G16 1/2"	Cand.	S2973	G161/2F25VLX	Frosted	120V	2000	220	CC-2V	3"	1/Card	50/10
40	B10	Cand.	S2971	C32F40VLX	Frosted	120V	2000	370	CC-2V	3 7/8"	1/Card	50/10
40	G16 1/2"	Cand.	S2974	G161/2F40VLX	Frosted	120V	2000	370	CC-2V	3"	1/Card	50/10
60	B10	Cand.	S2972	C32F60VLX	Frosted	120V	2000	650	CC-2V	3 7/8"	1/Card	50/10
60	G16 1/2"	Cand.	S2975	G161/2F60VLX	Frosted	120V	2000	650	CC-2V	3"	1/Card	50/10

specialty lamps

Natural Spectrum

Neodymium Lamps 120 Volt / 5000 Hours

Natural Spectrum Lamps utilize a rare earth element called Neodymium which is integral to the glass. This element filters out the yellow hue commonly associated with incandescent lamps. Thus creating a truer and more accurate color of light.



R20

Flood Natural Spectrum

Medium Base

S4824 60 Watt

Packing: Individually Boxed
50/Master, 10/Inner

R30

Flood Natural Spectrum

Medium Base

S4825 75 Watt

S4826 100 Watt

Packing: Individually Boxed
50/Master, 10/Inner

R40

Flood Natural Spectrum

Medium Base

S4827 150 Watt

Packing: Individually Boxed
50/Master, 10/Inner

Not Shown Actual Size

Watts	Bulb Type	Base	Satco Order No.	Lamp Code	Finish	Volts	Avg. Rated Hours	Lumens	Filament	M.O.L.	Pack. Type	Mst. Ctn./ Inner Pack
60	R20	Med.	S4824	R20FF60VLX	Frosted	120V	5000	520	C-9	4"	Box	50/10
75	R30	Med.	S4825	R30FF75VLX	Frosted	120V	5000	680	C-9	5 3/8"	Box	50/10
100	R30	Med.	S4826	R30FF100VLX	Frosted	120V	5000	1000	C-9	5 3/8"	Box	50/10
150	R40	Med.	S4827	R40FF150VLX	Frosted	120V	5000	1450	C-9	6 1/2"	Box	50/10

Natural Spectrum

120 Volt / 5000 Hours *Neodymium* Lamps



specialty lamps

A15/A19

Natural Spectrum
Medium Base

- ** S2976 40 Watt A15 Frosted
 - S4816 60 Watt A19 Frosted
 - S4817 60 Watt A19 Clear
- Packing: Individually Boxed
50/Master, 10/Inner

** Carded

A21

Natural Spectrum
Medium Base

- S4818 75 Watt Frosted
 - S4819 75 Watt Clear
 - S4820 100 Watt Frosted
 - S4821 100 Watt Clear
 - S4822 150 Watt Frosted
- Packing: Individually Boxed
50/Master, 10/Inner

3-Way

Frosted
Natural Spectrum

- Medium Base
S4823 50/100/150 Watt
Packing: Individually Boxed
50/Master, 10/Inner

G25

Frosted
Natural Spectrum

- Medium Base
S4815 40 Watt
Packing: Individually Boxed
50/Master, 10/Inner

Not Shown Actual Size

Watts	Bulb Type	Base	Satco Order No.	Lamp Code	Finish	Volts	Avg. Rated Hours	Lumens	Filament	M.O.L.	Pack. Type	Mst. Ctn./ Inner Pack
40	A15*	Med.	S2976	A15F40VLX	Frosted	120V	5000	300	C-9	3 1/2"	Card/1	50/10
40	G25	Med.	S4815	G25F40VLX	Frosted	120V	5000	320	C-9	4 3/8"	Box	50/10
60	A19	Med.	S4816	A19F60VLX	Frosted	120V	5000	465	C-9	4 1/8"	Box	50/10
60	A19	Med.	S4817	A19C60VLX	Clear	120V	5000	465	C-9	4 1/8"	Box	50/10
75	A21	Med.	S4818	A21F75VLX	Frosted	120V	5000	630	C-9	5 1/16"	Box	50/10
75	A21	Med.	S4819	A21C75VLX	Clear	120V	5000	630	C-9	5 1/16"	Box	50/10
100	A21	Med.	S4820	A21F100VLX	Frosted	120V	5000	910	C-9	5 1/16"	Box	50/10
100	A21	Med.	S4821	A21C100VLX	Clear	120V	5000	910	C-9	5 1/16"	Box	50/10
150	A21	Med.	S4822	A21F150VLX	Frosted	120V	5000	1400	C-9	5 1/16"	Box	50/10
50-150	A21	Med.	S4823	A21F3WVLX	Frosted	120V	5000	350/910/1260	C-9	5 1/16"	Box	50/10

* Not Shown

Lamps

Satco Shatter Proof Lamps feature a special mylon® coating which effectively contains glass particles should the lamp break.

These lamps are perfect in food storage preparation, display and sorting tables, hospitals, restaurants and recreation facilities.

Special orders are available for large quantities on specific lamp types.

Not Shown Actual Size



A15

A19

A21

A21

Frosted
Medium Base 130V
S4880 25 Watt
S4881 40 Watt
S4882 60 Watt
Packing: Indiv. Boxed
500/Master, 25/Inner

Frosted
Medium Base 130V
S3927 60 Watt
S3928 75 Watt
S3929 100 Watt
Packing: Boxed 2 Pack
24/Master, 12 - 2 Packs
Sold Per Pack

Frosted
Medium Base 130V
S4883 150 Watt
Packing: Indiv. Boxed
24/Master

Rough Service
Medium Base 130V
S3972 75 Watt Frosted
S3973 100 Watt Frosted
Packing: Indiv. Boxed
24/Master

Watts	Bulb Type	Base	Satco		Finish	Volts	Avg. Rated		Filament	M.O.L.	Pack. Type	Mst. Ctn./ Inner Pack
			Order No.	Lamp Code			Hours	Lumens				
25	A15	Med.	S4880	25A15/TF	Frosted	130V	2500	120	C-9	3 1/2"	Box	500/25
40	A15	Med.	S4881	40A15/TF	Frosted	130V	2500	280	C-9	3 1/2"	Box	500/25
60	A15	Med.	S4882	60A15/TF	Frosted	130V	2500	530	C-9	3 1/2"	Box	500/25
60	A19	Med.	S3927	60A19/RS/TF	Frosted	130V	5000	520	C-9	4 1/8"	2/Pks	12
75	A19	Med.	S3928	75A19/RS/TF	Frosted	130V	5000	680	C-9	4 1/8"	2/Pks	12
100	A19	Med.	S3929	100A19/RS/TF	Frosted	130V	5000	960	C-9	4 1/8"	2/Pks	12
75	A21	Med.	S3972	75A21/TF	Frosted	130V	2500	620	C-9	5 5/16"	Box	24
100	A21	Med.	S3973	100A21/TF	Frosted	130V	2500	880	C-9	5 5/16"	Box	24
150	A21	Med.	S4883	150A21/TF	Frosted	130V	2500	1750	C-9	5 5/16"	Box	24

Shatter-Proof Lamps



specialty lamps

250R40/HR	250R40/1	BR30	R20
Red Heat Lamp Medium Base 120V S4884 250 Watt Packing: Indiv. Sleeved 12/Master	Clear Heat Lamp Medium Base 120V S4885 250 Watt Packing: Indiv. Sleeved 12/Master	Medium Base 120V S4887 65 Watt Packing: Indiv. Sleeved 96/Master, 12/Inner	Medium Base 120V S4886 50 Watt Packing: Indiv. Sleeved 96/Master, 12/Inner

Not Shown Actual Size

Watts	Bulb Type	Base	Satco Order No.	Lamp Code	Finish	Volts	Avg. Rated Hours	Lumens	Filament	M.O.L.	Pack. Type	Mst. Ctn./ Inner Pack
50	R20	Med.	S4886	50R20/TF	Frost.	120V	2000	375	C-9	4"	Sleeve	96/12
65	BR30	Med.	S4887	65BR30/TF	Frost.	120V	2000	685	C-9	5 3/8"	Sleeve	96/12
250	R40	Med.	S4885	250R40/1/TF	Clear	120V	5000	n/a	C-9	6 7/8"	Sleeve	12
250	R40	Med.	S4884	250R40/HR/TF	Red	120V	5000	n/a	C-9	6 7/8"	Sleeve	12

Low Voltage *Brass Base*



Lamps

1500 Hours

Not Shown Actual Size



12 Volt

Frosted

Medium Base

- S5010** 25 Watt/A19
- S5011** 50 Watt/A19
- S5012** 75 Watt/A21
- S5013** 100 Watt/A21

Packing: Sleeve, 1 Pack,
120 Master, 6/Inner



34 Volt

Frosted

Medium Base

- S5020** 25 Watt/A19
- S5021** 50 Watt/A19
- S5022** 75 Watt/A21
- S5023** 100 Watt/A21

Packing: Sleeve, 1 Pack,
120 Master, 6/Inner

Watts	Bulb Type	Base	Satco Order No.	Lamp Code	Finish	Volts	Avg. Rated Hours	Lumens	Filament	M.O.L.	Pack. Type	Mst. Ctn./ Inner Pack
25	A19	Med.	S5010	25A19/12V	Frost	12V	1500	250	C-6	4 1/8"	Sleeve	120/6
50	A19	Med.	S5011	50A19/12V	Frost	12V	1500	540	C-6	4 1/8"	Sleeve	120/6
75	A21	Med.	S5012	75A21/12V	Frost	12V	1500	720	C-6	5 5/16"	Sleeve	120/6
100	A21	Med.	S5013	100A21/12V	Frost	12V	1500	980	C-6	5 5/16"	Sleeve	120/6
25	A19	Med.	S5020	25A19/34V	Frost	34V	1500	250	C-6	4 1/8"	Sleeve	120/6
50	A19	Med.	S5021	50A19/34V	Frost	34V	1500	540	C-6	4 1/8"	Sleeve	120/6
75	A21	Med.	S5022	75A21/34V	Frost	34V	1500	720	C-6	5 5/16"	Sleeve	120/6
100	A21	Med.	S5023	100A21/34V	Frost	34V	1500	990	C-6	5 5/16"	Sleeve	120/6

specialty lamps

Not Shown Actual Size



A19/130V

A19/230V

A19/220V

Frosted
Euro D.C. Base
130 Volt
S5030 40 Watt
S5031 60 Watt

Frosted
Euro D.C. Base
230 Volt
S5040 40 Watt
S5041 60 Watt

Soft White
Medium Base/220 Volt
S4076 40 Watt **S4078** 75 Watt
S4077 60 Watt **S4079** 100 Watt
Packing: Individually Boxed
120/Master

Packing: Indiv. Boxed
120/Master

Halogen - J Type Double Ended



220 Volt
S3185 500 Watt T3Q/CL 118mm
Packing: Individually Boxed
12/Master

Watts	Bulb Type	Base	Satco Order No.	Lamp Code	Finish	Volts	Avg. Rated Hours	Lumens	Filament	M.O.L.	Pack. Type	Mst. Ctn./ Inner Pack
40	A19	Med.	S4076	40A19/F	Frost	220V	2500	330	CC-2F	4 1/8"	Box	120
60	A19	Med.	S4077	60A19/F	Frost	220V	2500	630	CC-2F	4 1/8"	Box	120
75	A19	Med.	S4078	75A19/F	Frost	220V	2500	750	CC-2F	4 1/8"	Box	120
100	A19	Med.	S4079	100A19/F	Frost	220V	2500	1250	CC-2F	4 1/8"	Box	120
40	A19	Euro D.C.	S5030	40A19/F	Frost	130V	2500	330	CC-6	4 1/8"	Box	120
40	A19	Euro D.C.	S5040	40A19/F	Frost	230V	2500	330	CC-2F	4 1/8"	Box	120
60	A19	Euro D.C.	S5031	60A19/F	Frost	130V	2500	630	CC-6	4 1/8"	Box	120
60	A19	Euro D.C.	S5041	60A19/F	Frost	230V	2500	630	CC-2F	4 1/8"	Box	120
500	T3	R7S	S3185	500T3Q/CL	Clear	220V	2000	9500	C-8	4 11/16"	Box	220

220 Volt Brass Base



Globe Lights G25 3 1/8"

2500 Hours

Clear

Medium Base
(220 Volt)

A3644 40 Watt

Packing: Individually
Boxed
72/Master, 6/Inner



Shown
Actual Size



White

Medium Base
(220 Volt)

A3645 40 Watt

Packing: Individually Boxed
72/Master, 6/Inner



Watts	Bulb Type	Base	Satco Order No.	Lamp Code	Finish	Volts	Avg. Rated Hours	Lumens	Filament	M.O.L.	Pack. Type	Mst. Ctn./ Inner Pack
40	G25	Med.	A3644	40G25	Clear	220V	2500	212	CC-9	4 3/8"	Box	72/6
40	G25	Med.	A3645	40G25/W	White	220V	2500	187	CC-9	4 3/8"	Box	72/6

specialty lamps

Decorative Torpedo Bulbs

Bulbs



specialty lamps



Clear

E14 Euro Base
220 Volt
S3393 25 Watt
S3394 40 Watt
Packing: Indiv. Boxed
500/Master, 25/Inner



Clear

E12 Cand. Base
220 Volt
S3386 25 Watt
S3387 40 Watt
S3388 60 Watt
Packing: Indiv. Boxed
500/Master, 25/Inner



Frosted

E12 Cand. Base
220 Volt
S3385 40 Watt
Packing: Indiv. Boxed
500/Master, 25/Inner



Clear

Medium Base
220 Volt
S3384 40 Watt
Packing: Indiv. Boxed
500/Master, 25/Inner

Bulbs Shown Actual Size

Watts	Bulb Type	Base	Satco Order No.	Lamp Code	Finish	Volts	Avg. Rated Hours	Lumens	Filament	M.O.L.	Pack. Type	Mst. Ctn./ Inner Pack
25	B10	E12/Cand.	S3386	25B10	Clear	220V	1000	200	CC-2F	3 3/4"	Box	500/25
25	B10	E14/Euro.	S3393	25B10	Clear	220V	1000	200	CC-2F	3 3/4"	Box	500/25
40	B10	E12/Cand.	S3385	40B10/F	Frost.	220V	1000	330	CC-2F	3 3/4"	Box	500/25
40	B10	E12/Cand.	S3387	40B10	Clear	220V	1000	330	CC-2F	3 3/4"	Box	500/25
40	B10	E14/Euro.	S3394	40B10	Clear	220V	1000	330	CC-2F	3 3/4"	Box	500/25
40	B11	Medium	S3384	40B11	Clear	220V	1000	370	CC-2F	3 7/8"	Box	500/25
60	B10	E12/Cand.	S3388	60B10	Clear	220V	1000	650	CC-2F	3 3/4"	Box	500/25

230 Volt Brass Base



BR38 Weather-Proof Reflectors

2000 Hours

Not Shown Actual Size

BR38 Colors

Medium Base
230 Volt

- S5002** 100 Watt Red
- S5003** 100 Watt Amber
- S5004** 100 Watt Yellow
- S5005** 100 Watt Green
- S5006** 100 Watt Blue
- S5007** 100 Watt Pink

Packing: Individually Boxed
6/Master

BR38 Clear

Medium Base
230 Volt

- S5000** 75 Watt Flood
- S5001** 150 Watt Flood

Packing: Individually Boxed
12/Master



Watts	Bulb Type	Base	Satco Order No.	Lamp Code	Finish	Volts	Avg. Rated Hours	Lumens	Filament	M.O.L.	Pack. Type	Mst. Ctn.
75	BR38	E27/Med.	S5000	75BR38/FL	Clear	230V	2000	750	CC9	5 5/16"	Box	12
100	BR38	E27/Med.	S5002	100BR38/R	Red	230V	2000	n/a	CC9	5 5/16"	Box	6
100	BR38	E27/Med.	S5003	100BR38/A	Amber	230V	2000	n/a	CC9	5 5/16"	Box	6
100	BR38	E27/Med.	S5004	100BR38/Y	Yellow	230V	2000	n/a	CC9	5 5/16"	Box	6
100	BR38	E27/Med.	S5005	100BR38/G	Green	230V	2000	n/a	CC9	5 5/16"	Box	6
100	BR38	E27/Med.	S5006	100BR38/B	Blue	230V	2000	n/a	CC9	5 5/16"	Box	6
100	BR38	E27/Med.	S5007	100BR38/PK	Pink	230V	2000	n/a	CC9	5 5/16"	Box	6
150	BR38	E27/Med.	S5001	150BR38/FL	Clear	230V	2000	1550	CC9	5 5/16"	Box	12

specialty lamps

Halogen



PAR16/PAR20/PAR30

Whiter light, brighter colors, precise beam control.

Not Shown Actual Size



PAR16

PAR20

PAR30

SATCO PAR HALOGEN LAMPS QUALITY • VALUE • PERFORMANCE

Watts	Bulb Type	Base	Satco Order No.	Lamp Code	Beam	Volts	Avg. Rated Hours	CBCP	Lumens	Filament	M.O.L.	Pack. Type	Mst. Ctn.
45	PAR16	Med.	S2200	45PAR16/HAL/NFL	NFL 30°	120V	2500	1200	420	CC-8	3 3/16"	Box	15
45	PAR16	Med.	S2300	45PAR16/HAL/NFL	NFL 30°	130V	2500	1200	420	CC-8	3 3/16"	Box	15
60	PAR16	Med.	S2201	60PAR16/HAL/NFL	NFL 30°	120V	2500	1400	600	CC-8	3 3/16"	Box	15
60	PAR16	Med.	S2301	60PAR16/HAL/NFL	NFL 30°	130V	2500	1400	600	CC-8	3 3/16"	Box	15
60	PAR16	Med.	S2202	60PAR16/HAL/NSP	NSP 10°	120V	2500	4700	550	CC-8	3 3/16"	Box	15
60	PAR16	Med.	S2302	60PAR16/HAL/NSP	NSP 10°	130V	2500	4700	550	CC-8	3 3/16"	Box	15
75	PAR16	Med.	S2203	75PAR16/HAL/NFL	NFL 30°	120V	2500	1800	850	CC-8	3 3/16"	Box	15
75	PAR16	Med.	S2303	75PAR16/HAL/NFL	NFL 30°	130V	2500	1800	850	CC-8	3 3/16"	Box	15
75	PAR16	Med.	S2204	75PAR16/HAL/NSP	NSP 10°	120V	2500	7000	850	CC-8	3 3/16"	Box	15
75	PAR16	Med.	S2304	75PAR16/HAL/NSP	NSP 10°	130V	2500	7000	850	CC-8	3 3/16"	Box	15
50	PAR20	Med.	S2205	50PAR20/HAL/NFL	NFL 34°	120V	2500	1300	495	CC-8	3 1/4"	Box	15
50	PAR20	Med.	S2305	50PAR20/HAL/NFL	NFL 34°	130V	2500	1300	495	CC-8	3 1/4"	Box	15
50	PAR20	Med.	S2206	50PAR20/HAL/NSP	NSP 10°	120V	2500	4700	495	CC-8	3 1/4"	Box	15
50	PAR20	Med.	S2306	50PAR20/HAL/NSP	NSP 10°	130V	2500	4700	495	CC-8	3 1/4"	Box	15
50	PAR30	Med.	S2207	50PAR30/HAL/NFL	NFL 34°	120V	2500	1750	560	CC-8	3 5/8"	Box	15
50	PAR30	Med.	S2307	50PAR30/HAL/NFL	NFL 34°	130V	2500	1750	560	CC-8	3 5/8"	Box	15
50	PAR30	Med.	S2208	50PAR30/HAL/WFL	WFL 50°	120V	2500	460	560	CC-8	3 5/8"	Box	15
50	PAR30	Med.	S2308	50PAR30/HAL/WFL	WFL 50°	130V	2500	460	560	CC-8	3 5/8"	Box	15
50	PAR30	Med.	S2209	50PAR30/HAL/NSP	NSP 9°	120V	2500	7600	560	CC-8	3 5/8"	Box	15
50	PAR30	Med.	S2309	50PAR30/HAL/NSP	NSP 9°	130V	2500	7600	56+0	CC-8	3 5/8"	Box	15
75	PAR30	Med.	S2210	75PAR30/HAL/NFL	NFL 34°	120V	2500	3100	945	CC-8	3 5/8"	Box	15
75	PAR30	Med.	S2310	75PAR30/HAL/NFL	NFL 34°	130V	2500	3100	945	CC-8	3 5/8"	Box	15
75	PAR30	Med.	S2211	75PAR30/HAL/WFL	WFL 50°	120V	2500	770	945	CC-8	3 5/8"	Box	15
75	PAR30	Med.	S2311	75PAR30/HAL/WFL	WFL 50°	130V	2500	770	945	CC-8	3 5/8"	Box	15
75	PAR30	Med.	S2212	75PAR30/HAL/NSP	NSP 9°	120V	2500	13000	945	CC-8	3 5/8"	Box	15
75	PAR30	Med.	S2312	75PAR30/HAL/NSP	NSP 9°	130V	2500	13000	945	CC-8	3 5/8"	Box	15

halogen lamps

Not Shown Actual Size



PAR38

PAR30LN

SATCO PAR HALOGEN LAMPS

QUALITY • VALUE • PERFORMANCE

Watts	Bulb Type	Base	Satco Order No.	Lamp Code	Beam	Volts	Avg. Rated Hours	CBCP*	Lumens	Filament	M.O.L.	Pack Type	Mst. Ctn.
50	PAR30/LN	Med.	S2213	50PAR30/HAL/NFL	NFL 34°	120V	2500	1750	560	CC-8	4 1/2"	Box	15
50	PAR30/LN	Med.	S2313	50PAR30/HAL/NFL	NFL 34°	130V	2500	1750	560	CC-8	4 1/2"	Box	15
50	PAR30/LN	Med.	S2214	50PAR30/HAL/WFL	WFL 50°	120V	2500	460	560	CC-8	4 1/2"	Box	15
50	PAR30/LN	Med.	S2314	50PAR30/HAL/WFL	WFL 50°	130V	2500	460	560	CC-8	4 1/2"	Box	15
50	PAR30/LN	Med.	S2215	50PAR30/HAL/NSP	NSP 9°	120V	2500	7600	550	CC-8	4 1/2"	Box	15
50	PAR30/LN	Med.	S2315	50PAR30/HAL/NSP	NSP 9°	130V	2500	7600	550	CC-8	4 1/2"	Box	15
75	PAR30/LN	Med.	S2216	75PAR30/HAL/NFL	NFL 34°	120V	2500	3100	945	CC-8	4 1/2"	Box	15
75	PAR30/LN	Med.	S2316	75PAR30/HAL/NFL	NFL 34°	130V	2500	3100	945	CC-8	4 1/2"	Box	15
75	PAR30/LN	Med.	S2217	75PAR30/HAL/WFL	WFL 50°	120V	2500	770	945	CC-8	4 1/2"	Box	15
75	PAR30/LN	Med.	S2317	75PAR30/HAL/WFL	WFL 50°	130V	2500	770	945	CC-8	4 1/2"	Box	15
75	PAR30/LN	Med.	S2218	75PAR30/HAL/NSP	NSP 9°	120V	2500	13000	945	CC-8	4 1/2"	Box	15
75	PAR30/LN	Med.	S2318	75PAR30/HAL/NSP	NSP 9°	130V	2500	13000	945	CC-8	4 1/2"	Box	15
45	PAR38	Med.	S2219	45PAR38/HAL/FL	FL 30°	120V	2500	1380	465	CC-8	5 5/16"	Box	15
45	PAR38	Med.	S2319	45PAR38/HAL/FL	FL 30°	130V	2500	1380	465	CC-8	5 5/16"	Box	15
45	PAR38	Med.	S2220	45PAR38/HAL/NSP	NSP 9°	120V	2500	5000	465	CC-8	5 5/16"	Box	15
45	PAR38	Med.	S2320	45PAR38/HAL/NSP	NSP 9°	130V	2500	5000	465	CC-8	5 5/16"	Box	15
75	PAR38	Med.	S2221	75PAR38/HAL/FL	FL 30°	120V	2500	3200	960	CC-8	5 5/16"	Box	15
75	PAR38	Med.	S2321	75PAR38/HAL/FL	FL 30°	130V	2500	3200	960	CC-8	5 5/16"	Box	15
75	PAR38	Med.	S2222	75PAR38/HAL/NSP	NSP 9°	120V	2500	16000	960	CC-8	5 5/16"	Box	15
75	PAR38	Med.	S2322	75PAR38/HAL/NSP	NSP 9°	130V	2500	16000	960	CC-8	5 5/16"	Box	15
90	PAR38	Med.	S2223	90PAR38/HAL/FL	FL 30°	120V	2500	3800	1260	CC-8	5 5/16"	Box	15
90	PAR38	Med.	S2323	90PAR38/HAL/FL	FL 30°	130V	2500	3800	1260	CC-8	5 5/16"	Box	15
90	PAR38	Med.	S2224	90PAR38/HAL/NSP	NSP 9°	120V	2500	14000	1260	CC-8	5 5/16"	Box	15
90	PAR38	Med.	S2324	90PAR38/HAL/NSP	NSP 9°	130V	2500	14000	1260	CC-8	5 5/16"	Box	15
120	PAR38	Med.	S2225	120PAR38/HAL/FL	FL 30°	120V	2500	4700	1600	CC-8	5 5/16"	Box	15
120	PAR38	Med.	S2325	120PAR38/HAL/FL	FL 30°	130V	2500	4700	1600	CC-8	5 5/16"	Box	15
120	PAR38	Med.	S2226	120PAR38/HAL/NSP	NSP 9°	120V	2500	22000	1600	CC-8	5 5/16"	Box	15
120	PAR38	Med.	S2326	120PAR38/HAL/NSP	NSP 9°	130V	2500	22000	1600	CC-8	5 5/16"	Box	15

Halogen s

PAR14/PAR16/PAR20

Not Shown Actual Size



PAR14

PAR16

PAR20

Whiter light, brighter colors,
precise beam control.

Watts	Bulb Type	Base	Satco Order No.	Lamp Code	Beam	Volts	Avg. Rated Hours	CBCP	Lumens	Filament	M.O.L.	Pack. Type	Mst. Ctn.
35	PAR14	Med.	S4658	35PAR14/CAP/WFL	WFL 50°	120V	2000	85	300	CC-8	2 7/16"	Box	6
60	PAR16	Med.	S4900	60PAR16/CAP/NFL	NFL 30°	120V	2000	1300	650	CC-8	2 7/8"	Box	15
60	PAR16	Med.	S4901	60PAR16/CAP/NFL	NFL 30°	130V	2000	1300	650	CC-8	2 7/8"	Box	15
60	PAR16	Med.	S4902	60PAR16/CAP/NSP	NSP 10°	120V	2000	5000	650	CC-8	2 7/8"	Box	15
60	PAR16	Med.	S4903	60PAR16/CAP/NSP	NSP 10°	130V	2000	5000	650	CC-8	2 7/8"	Box	15
75	PAR16	Med.	S4904	75PAR16/CAP/NFL	NFL 30°	120V	2000	1900	900	CC-8	2 7/8"	Box	15
75	PAR16	Med.	S4905	75PAR16/CAP/NFL	NFL 30°	130V	2000	1900	900	CC-8	2 7/8"	Box	15
75	PAR16	Med.	S4906	75PAR16/CAP/NSP	NSP 10°	120V	2000	7500	900	CC-8	2 7/8"	Box	15
75	PAR16	Med.	S4907	75PAR16/CAP/NSP	NSP 10°	130V	2000	7500	900	CC-8	2 7/8"	Box	15
35	PAR20	Med.	S4908	35PAR20/CAP/NFL	NFL 30°	120V	2500	800	360	CC-8	3 1/4"	Box	15
35	PAR20	Med.	S4663	35PAR20/CAP/NFL	NFL 30°	130V	2500	800	360	CC-8	3 1/4"	Box	15
35	PAR20	Med.	S4909	35PAR20/CAP/NSP	NSP 10°	120V	2500	3000	360	CC-8	3 1/4"	Box	15
35	PAR20	Med.	S4661	35PAR20/CAP/NSP	NSP 10°	130V	2500	3000	360	CC-8	3 1/4"	Box	15
35	PAR20	Med.	S4910	35PAR20/CAP/WFL	WFL 40°	120V	2500	500	360	CC-8	3 1/8"	Box	15
35	PAR20	Med.	S4665	35PAR20/CAP/WFL	WFL 40°	130V	2500	500	360	CC-8	3 1/8"	Box	15
50	PAR20	Med.	S4911	50PAR20/CAP/NFL	NFL 30°	120V	2500	1400	550	CC-8	3 1/4"	Box	15
50	PAR20	Med.	S4912	50PAR20/CAP/NFL	NFL 30°	130V	2500	1400	550	CC-8	3 1/4"	Box	15
50	PAR20	Med.	S4913	50PAR20/CAP/NSP	NSP 10°	120V	2500	6200	550	CC-8	3 1/4"	Box	15
50	PAR20	Med.	S4914	50PAR20/CAP/NSP	NSP 10°	130V	2500	6200	550	CC-8	3 1/4"	Box	15
50	PAR20	Med.	S4666	50PAR20/CAP/WFL	WFL 40°	120V	2500	900	550	CC-8	3 1/8"	Box	15

Halogen **PAR30** Short & Long Neck

Not Shown Actual Size



PAR30

Long Neck

PAR30

Short Neck

Whiter light, brighter colors, precise beam control.

SHORT NECK

Watts	Bulb Type	Base	Salco Order No.	Lamp Code	Beam	Volts	Avg. Rated Hours	CBCP*	Lumens	Filament	M.O.L.	Pack type	Mst. Ctn.
50	PAR30	Med.	S4915	50PAR30/CAP/FL	FL 40°	120V	2500	1300	600	CC-8	3 5/8"	Box	15
50	PAR30	Med.	S4916	50PAR30/CAP/FL	FL 40°	130V	2500	1300	600	CC-8	3 5/8"	Box	15
50	PAR30	Med.	S4917	50PAR30/CAP/NFL	NFL 25°	120V	2500	2300	660	CC-8	3 5/8"	Box	15
50	PAR30	Med.	S4918	50PAR30/CAP/NFL	NFL 25°	130V	2500	2300	660	CC-8	3 5/8"	Box	15
50	PAR30	Med.	S4919	50PAR30/CAP/NSP	NSP 9°	120V	2500	8800	660	CC-8	3 5/8"	Box	15
50	PAR30	Med.	S4920	50PAR30/CAP/NSP	NSP 9°	130V	2500	8800	660	CC-8	3 5/8"	Box	15
75	PAR30	Med.	S4921	75PAR30/CAP/FL	FL 40°	120V	2500	2000	1130	CC-8	3 5/8"	Box	15
75	PAR30	Med.	S4922	75PAR30/CAP/FL	FL 40°	130V	2500	2000	1130	CC-8	3 5/8"	Box	15
75	PAR30	Med.	S4923	75PAR30/CAP/NFL	NFL 25°	120V	2500	4000	1130	CC-8	3 5/8"	Box	15
75	PAR30	Med.	S4924	75PAR30/CAP/NFL	NFL 25°	130V	2500	4000	1130	CC-8	3 5/8"	Box	15
75	PAR30	Med.	S4925	75PAR30/CAP/NSP	NSP 9°	120V	2500	15400	1130	CC-8	3 5/8"	Box	15
75	PAR30	Med.	S4926	75PAR30/CAP/NSP	NSP 9°	130V	2500	15400	1130	CC-8	3 5/8"	Box	15

LONG NECK

35	PAR30/LN	Med.	S2654	35PAR30LN/CAP/WFL	WFL 50°	120V	2500	450	450	CC-8	4 5/8"	Box	15
35	PAR30/LN	Med.	S2655	35PAR30LN/CAP/NSP	NSP 9°	120V	2500	5700	450	CC-8	4 5/8"	Box	15
50	PAR30/LN	Med.	S4927	50PAR30LN/CAP/WFL	WFL 50°	120V	2500	660	660	CC-8	4 5/8"	Box	15
50	PAR30/LN	Med.	S4928	50PAR30LN/CAP/WFL	WFL 50°	130V	2500	660	660	CC-8	4 5/8"	Box	15
50	PAR30/LN	Med.	S4929	50PAR30LN/CAP/NFL	NFL 25°	120V	2500	2300	660	CC-8	4 5/8"	Box	15
50	PAR30/LN	Med.	S4930	50PAR30LN/CAP/NFL	NFL 25°	130V	2500	2300	660	CC-8	4 5/8"	Box	15
50	PAR30/LN	Med.	S4931	50PAR30LN/CAP/NSP	NSP 9°	120V	2500	8800	660	CC-8	4 5/8"	Box	15
50	PAR30/LN	Med.	S4932	50PAR30LN/CAP/NSP	NSP 9°	130V	2500	8800	660	CC-8	4 5/8"	Box	15
75	PAR30/LN	Med.	S4933	75PAR30LN/CAP/WFL	WFL 50°	120V	2500	1100	1130	CC-8	4 5/8"	Box	15
75	PAR30/LN	Med.	S4934	75PAR30LN/CAP/WFL	WFL 50°	130V	2500	1100	1130	CC-8	4 5/8"	Box	15
75	PAR30/LN	Med.	S4935	75PAR30LN/CAP/NFL	NFL 25°	120V	2500	4000	1130	CC-8	4 5/8"	Box	15
75	PAR30/LN	Med.	S4936	75PAR30LN/CAP/NFL	NFL 25°	130V	2500	4000	1130	CC-8	4 5/8"	Box	15
75	PAR30/LN	Med.	S4937	75PAR30LN/CAP/NSP	NSP 9°	120V	2500	15400	1130	CC-8	4 5/8"	Box	15
75	PAR30/LN	Med.	S4938	75PAR30LN/CAP/NSP	NSP 9°	130V	2500	15400	1130	CC-8	4 5/8"	Box	15

Halogen

PAR38



Not Shown Actual Size



Whiter light,
brighter colors,
precise beam
control.

Watts	Bulb Type	Base	Satco Order No.	Lamp Code	Beam	Volts	Avg. Rated Hours	CBCP*	Lumens	Filament	M.O.L.	Pack. Type	Mst. Ctn.
45	PAR38	Med. Skt.	S4939	45PAR/CAP/FL	FL 30°	120V	2500	1500	560	CC-8	5 5/16"	Box	15
45	PAR38	Med. Skt.	S4940	45PAR/CAP/FL	FL 30°	130V	2500	1500	560	CC-8	5 5/16"	Box	15
45	PAR38	Med. Skt.	S4941	45PAR/CAP/NSP	NSP 9°	120V	2500	10000	560	CC-8	5 5/16"	Box	15
45	PAR38	Med. Skt.	S4942	45PAR/CAP/NSP	NSP 9°	130V	2500	10000	560	CC-8	5 5/16"	Box	15
45	PAR38	Med. Skt.	S4630	45PAR/CAP/WFL	WFL 50°	130V	2500	700	560	CC-8	5 5/16"	Box	15
60	PAR38	Med. Skt.	S4943	60PAR/CAP/FL	FL 30°	120V	3000	2500	850	CC-8	5 5/16"	Box	15
60	PAR38	Med. Skt.	S4944	60PAR/CAP/FL	FL 30°	130V	3000	2500	850	CC-8	5 5/16"	Box	15
60	PAR38	Med. Skt.	S4945	60PAR/CAP/NSP	NSP 9°	120V	3000	16000	850	CC-8	5 5/16"	Box	15
60	PAR38	Med. Skt.	S4946	60PAR/CAP/NSP	NSP 9°	130V	3000	16000	850	CC-8	5 5/16"	Box	15
75	PAR38	Med. Skt.	S4964	75PAR/CAP/FL	FL 30°	120V	2500	3150	1060	CC-8	5 5/16"	Box	15
75	PAR38	Med. Skt.	S4965	75PAR/CAP/FL	FL 30°	130V	2500	3150	1060	CC-8	5 5/16"	Box	15
75	PAR38	Med. Skt.	S4966	75PAR/CAP/NSP	NSP 9°	120V	2500	19200	1060	CC-8	5 5/16"	Box	15
75	PAR38	Med. Skt.	S4967	75PAR/CAP/NSP	NSP 9°	130V	2500	19200	1060	CC-8	5 5/16"	Box	15
75	PAR38	Med. Skt.	S4631	75PAR/CAP/WFL	WFL 50°	130V	2500	1300	1060	CC-8	5 5/16"	Box	15
90	PAR38	Med. Skt.	S4968	90PAR/CAP/FL	FL 30°	120V	2500	3500	1310	CC-8	5 5/16"	Box	15
90	PAR38	Med. Skt.	S4969	90PAR/CAP/FL	FL 30°	130V	2500	3500	1310	CC-8	5 5/16"	Box	15
90	PAR38	Med. Skt.	S4970	90PAR/CAP/NSP	NSP 9°	120V	2500	19000	1310	CC-8	5 5/16"	Box	15
90	PAR38	Med. Skt.	S4971	90PAR/CAP/NSP	NSP 9°	130V	2500	19000	1310	CC-8	5 5/16"	Box	15
90	PAR38	Med. Skt.	S4950	90PAR/CAP/WSP	WSP 12°	120V	2500	14300	1310	CC-8	5 5/16"	Box	15
90	PAR38	Med. Skt.	S4951	90PAR/CAP/WSP	WSP 12°	130V	2500	14300	1310	CC-8	5 5/16"	Box	15
90	PAR38	Med. Skt.	S4632	90PAR/CAP/NFL	NFL 25°	130V	2500	4700	1310	CC-8	5 5/16"	Box	15
90	PAR38	Med. Skt.	S4633	90PAR/CAP/WFL	WFL 50°	130V	2500	1600	1310	CC-8	5 5/16"	Box	15
120	PAR38	Med. Skt.	S4972	120PAR/CAP/FL	FL 30°	120V	3000	4600	1800	CC-8	5 5/16"	Box	15
120	PAR38	Med. Skt.	S4973	120PAR/CAP/FL	FL 30°	130V	3000	4600	1800	CC-8	5 5/16"	Box	15
120	PAR38	Med. Skt.	S4974	120PAR/CAP/SP	SP 10°	120V	3000	22500	1800	CC-8	5 5/16"	Box	15
120	PAR38	Med. Skt.	S4975	120PAR/CAP/SP	SP 10°	130V	3000	22500	1800	CC-8	5 5/16"	Box	15
120	PAR38	Med. Skt.	S4634	120PAR/CAP/WFL	WFL 50°	130V	3000	2000	1800	CC-8	5 5/16"	Box	15
250	PAR38	Med. Skt.	S4947	250PAR/CAP/FL	FL 30°	120V	4500	4500	3600	CC-8	5 5/16"	Box	6
250	PAR38	Med. Skt.	S4948	250PAR/CAP/SP	SP 10°	120V	4500	46500	3600	CC-8	5 5/16"	Box	6

halogen lamps

SATCO® SOFTRAY™ PAR Reflectors

Not Shown Actual Size

PAR16/PAR20/PAR30/PAR38



Frosted Halogen Lamps

S O F T - R A Y

Introducing – Soft Ray , a new concept in halogen lighting. Our new line of frosted MR16 and PAR lamps offer a simple, cost effective solution to problems normally associated with standard halogen reflectors.

It is known that many users of traditional MR16 & PAR lamps object to the “headlamp look” or glary appearance of these lamps. Soft Ray lamps solve these problems and more!

- Glare Free
- Does not create hot spots
- Eliminates shadows & striations
- Produces a smooth and even beam pattern



PAR16



PAR20



PAR30 Short Neck



PAR30 Long Neck



PAR38

Not Shown Actual Size

Watts	Bulb Type	Base	Satco Order No.	Lamp Code	Beam	Volts	Avg. Rated Hours	Lumens	Filament	M.O.L.	Pack. Type	Mst. Ctn.
60	PAR16	Med.	S4108	60PAR16/FL/FROST	Flood 38°	120V	2500	525	CC-8	3 3/16"	Box	15
75	PAR16	Med.	S4109	75PAR16/FL/FROST	Flood 38°	120V	2500	725	CC-8	3 3/16"	Box	15
50	PAR20	Med.	S4100	50PAR20/NFL/FROST	Flood 38°	120V	2500	450	CC-8	3 3/8"	Box	15
50	PAR20	Med.	S4200	50PAR20/NFL/FROST	Flood 38°	130V	2500	450	CC-8	3 3/8"	Box	15
50	PAR30	Med.	S4101	50PAR30/FL/FROST	Flood 38°	120V	2500	520	CC-8	3 5/8"	Box	15
50	PAR30	Med.	S4201	50PAR30/FL/FROST	Flood 38°	130V	2500	520	CC-8	3 5/8"	Box	15
75	PAR30	Med.	S4102	75PAR30/FL/FROST	Flood 38°	120V	2500	900	CC-8	3 5/8"	Box	15
75	PAR30	Med.	S4202	75PAR30/FL/FROST	Flood 38°	130V	2500	900	CC-8	3 5/8"	Box	15
50	PAR30/LN	Med.	S4103	50PAR30/LN/FL/FROST	Flood 38°	120V	2500	520	CC-8	4 1/2"	Box	15
50	PAR30/LN	Med.	S4203	50PAR30/LN/FL/FROST	Flood 38°	130V	2500	520	CC-8	4 1/2"	Box	15
75	PAR30/LN	Med.	S4104	75PAR30/LN/FL/FROST	Flood 38°	120V	2500	900	CC-8	4 1/2"	Box	15
75	PAR30/LN	Med.	S4204	75PAR30/LN/FL/FROST	Flood 38°	130V	2500	900	CC-8	4 1/2"	Box	15
45	PAR38	Med. Skt.	S4105	45PAR38/FL/FROST	Flood 38°	120V	2500	450	CC-8	5 5/16"	Box	15
45	PAR38	Med. Skt.	S4205	45PAR38/FL/FROST	Flood 38°	130V	2500	450	CC-8	5 5/16"	Box	15
60	PAR38	Med. Skt.	S4106	60PAR38/FL/FROST	Flood 38°	120V	2500	600	CC-8	5 5/16"	Box	15
60	PAR38	Med. Skt.	S4206	60PAR38/FL/FROST	Flood 38°	130V	2500	600	CC-8	5 5/16"	Box	15
90	PAR38	Med. Skt.	S4107	90PAR38/FL/FROST	Flood 38°	120V	2500	1150	CC-8	5 5/16"	Box	15
90	PAR38	Med. Skt.	S4207	90PAR38/FL/FROST	Flood 38°	130V	2500	1150	CC-8	5 5/16"	Box	15

halogen lamps

Halogen Reflectors



R20/BR30 & BR40

2500 Hours

- Nickel Plated Brass Base
- High Lumen Output
- Brilliant White Light
- Better Color Rendering than Standard Floods
- 20% Brighter & Longer Lasting



halogen lamps

R20

Medium Base
120 Volt
S4500 50 Watt
Packing: Individually Sleeved
48/Master, 6/Inner

BR30

Medium Base
120 Volt/130Volt
S4501 60 Watt
S4401 60 Watt/130 Volt
S4502 75 Watt
S4402 75 Watt/130 Volt
Packing: Individually Sleeved
48/Master, 6/Inner

BR40

Medium Base
120 Volt
S4504 75 Watt
S4503 100 Watt
Packing: Individually Sleeved
24/Master, 6/Inner

Not Shown Actual Size

Watts	Bulb Type	Base	Satco Order No.	Lamp Code	Beam	Volts	Avg. Rated Hours	Lumens	Kelvin	M.O.L.	Pack. Type	Mst. Ctn./ Inner Pack
50	R20	Med.	S4500	50R20/FL/HAL	70°	120V	2500	480	3000K	4"	Sleeve	6/48
60	BR30	Med.	S4501	60BR30/FL/HAL	80°	120V	2500	730	3000K	5 3/8"	Sleeve	6/48
60	BR30	Med.	S4401	60BR30/FL/HAL	80°	130V	2500	730	3000K	5 3/8"	Sleeve	6/48
75	BR30	Med.	S4502	75BR30/FL/HAL	80°	120V	2500	900	3000K	5 3/8"	Sleeve	6/48
75	BR30	Med.	S4402	75BR30/FL/HAL	80°	130V	2500	900	3000K	5 3/8"	Sleeve	6/48
75	BR40	Med.	S4504	75BR40/FL/HAL	90°	120V	2500	900	3000K	6 1/2"	Sleeve	6/24
100	BR40	Med.	S4503	100BR40/FL/HAL	90°	120V	2500	1400	3000K	6 1/2"	Sleeve	6/24

All lamps rated at design voltage.

2000 Hours / 12 & 24 Volt **MR8 & MR11** Lamps

Not Shown
Actual Size

MR8 Lensed

12 Volt
S4646 10W NSP
S4645 10W NFL
Packing: Individually Boxed,
12/Carton



MR11 Bayonet / Lensed

12 Volt
S1954 20W SP FST/C
S1952 20W NFL FSV/C
S1955 35W SP GDY/C
S1953 35W NFL GDZ/C
Packing: Individually Boxed
12/Carton



MR11 12 Volt

S3194 5W NSP
S3195 10W SP
S3150 20W NSP FTB
S3152 20W SP FTC
S3154 20W NFL FTD
S3151 35W NSP FTE
S3153 35W SP FTF
S3155 35W NFL FTH

Packing: Individually Boxed,
12/Carton



MR11 Frosted GZ4 / Lensed

12 Volt
S4124 20W FL
S4125 35W FL
Packing: Individually Boxed
12/Carton



MR11 Lensed

12 Volt
S1950 20W NFL FTD/C
S1951 35W NFL FTH/C
24 Volt
S1990 20W NSP FTD/C
S1988 20W NFL FTD/C
S1991 35W NSP FTH/C
S1989 35W NFL FTH/C
Packing: Individually Boxed,
12/Carton



Watts	Bulb Type	Base	Satco Order No.	ANSI Code	Lamp Code	Beam	Volts	Avg. Rated Hours	Candle Power	Filament	M.O.L.	Pack. Type	Mst. Ctn.
10	MR8	GZ4	S4646	n/a	10MR8/NSP	SP9°	12V	2000	tbd	C-6	1 1/4"	Box	12
10	MR8	GZ4	S4645	n/a	10MR8/NFL	NFL23°	12V	2000	tbd	C-6	1 1/4"	Box	12
5	MR11	GZ4	S3194	n/a	5MR11/NSP	NSP9°	12V	2000	tbd	C-6	1 1/4"	Box	12
10	MR11	GZ4	S3195	n/a	10MR11/SP	SP12°	12V	2000	tbd	C-6	1 1/4"	Box	12
20	MR11	GZ4	S3150	FTB	20MR11/NSP	NSP9°	12V	2000	4100	C-6	1 1/4"	Box	12
20	MR11	GZ4	S1990	FIB/C/24	20MR11/NSP/C	NSP9°	24V	2000	4100	C-6	1 1/4"	Box	12
20	MR11	GZ4	S3152	FTC	20MR11/SP	SP12°	12V	2000	1750	C-6	1 1/4"	Box	12
20	MR11	DC.Bay	S1954	FST/C	20MR11/DC/SP/C	SP12°	12V	2000	1750	C-6	1 5/8"	Box	12
20	MR11	GZ4	S3154	FTD	20MR11/NFL	NFL24°	12V	2000	700	C-6	1 1/4"	Box	12
20	MR11	GZ4	S1950	FTD/C	20MR11/NFL/C	NFL24°	12V	2000	700	C-6	1 1/4"	Box	12
20	MR11	GZ4	S1988	FTD/C/24	20MR11/NFL/C	NFL24°	24V	2000	700	C-6	1 1/4"	Box	12
20	MR11	DC.Bay	S1952	FSV/C	20MR11/DC/NFL/C	NFL24°	12V	2000	700	C-6	1 5/8"	Box	12
20	MR11	GZ4	S4124	n/a	20MR11/FL/FR	FL36°	12V	2000	288	C-6	1 1/4"	Box	12
35	MR11	GZ4	S3151	FTE	35MR11/NSP	NSP9°	12V	2000	7000	C-6	1 1/4"	Box	12
35	MR11	GZ4	S1991	FIE/C/24	35MR11/NSP/C	NSP9°	24V	2000	tbd	C-6	1 1/4"	Box	12
35	MR11	GZ4	S3153	FTF	35MR11/SP	SP12°	12V	2000	1500	C-6	1 1/4"	Box	12
35	MR11	DC.Bay	S1955	GDY/C	35MR11/DC/SP/C	SP12°	12V	2000	1500	C-6	1 5/8"	Box	12
35	MR11	GZ4	S3155	FTH	35MR11/NFL	NFL24°	12V	2000	700	C-6	1 1/4"	Box	12
35	MR11	GZ4	S1951	FTH/C	35MR11/NFL/C	NFL24°	12V	2000	700	C-6	1 1/4"	Box	12
35	MR11	GZ4	S1989	FTH/C/24	35MR11/C	NFL24°	24V	2000	1500	C-6	1 1/4"	Box	12
35	MR11	DC.Bay	S1953	GDZ/C	35MR11/DC/NFL/C	NFL24°	12V	2000	700	C-6	1 5/8"	Box	12
35	MR11	GZ4	S4125	n/a	35MR11/FL/FR	FL36°	12V	2000	520	C-6	1 1/4"	Box	12

Halogen

MR16 Lamps 120V



2000 Hours

halogen lamps



JDR Lensed
120 Volt/Medium
S3139 50W Flood
S3113 75W Flood
S3114 100W Flood
120 Volt/Intermediate
S3115 75W Flood
S3116 100W Flood
Packing: Individually Boxed
12/Carton



MR16 Lensed/Short
120 Volt/Med. Base
S4623 20W FL BAB/C
S4624 35W FL FMW/C
S4625 50W FL EXN/C
Packing: Individually Boxed
12/Carton



MR16 Lensed Standard Pin
120 Volt/GX5.3 Base
S1976 20W FL BAB/C
S1977 35W FL FMW/C
S1978 50W FL EXN/C
Packing: Individually Boxed
12/Carton



MR16 Lensed Wide Pin
120 Volt/G8 Base
S4626 20W FL BAB/C
S4627 35W FL FMW/C
S4618 50W FL EXN/C
Packing: Individually Boxed
12/Carton



MR16 Lensed Twist Lock
120 Volt/GU10 Base
S3515 20W Flood
S3516 35W Flood
S3517 50W Flood
Packing: 12 Cards/Inner
120 Cards/Master



MR16 Lensed Twist Lock / Frosted
120 Volt/GU10 Base
S4127 20W Flood
S4128 35W Flood
S4129 50W Flood
Packing: Individually Boxed
12/Carton

Watts	Bulb Type	Base	Satco Order No.	Lamp Code	Beam	Volts	Avg. Rated Hours	Candle Power	Filament	M.O.L.	Pack. Type	Mst. Ctn./ Inner Pack
20	MR16	GX5.3	S1976	20MR16/FL/C	FL 36°	120V	2000	700	CC-8	1 7/8"	Box	12
20	MR16	G8	S4618	20MR16/G8/FL/C	FL 36°	120V	2000	700	CC-8	1 7/8"	Box	12
20	MR16	GU10	S3515	20MR16/GU10/FL	FL 36°	120V	2000	700	CC-8	1 7/8"	Box	12
20	MR16	GU10	S4127	20MR16/GU10/Frost	FL 36°	120V	2000	650	CC-8	1 7/8"	Box	12
20	MR16	Med.	S4623	20MR16/S/FL/C	FL 36°	120V	2000	700	CC-8	1 3/4"	Box	12
35	MR16	GX5.3	S1977	35MR16/FL/C	FL 36°	120V	2000	1250	CC-8	1 7/8"	Box	12
35	MR16	G8	S4626	35MR16/G8/FL/C	FL 36°	120V	2000	1250	CC-8	1 7/8"	Box	12
35	MR16	GU10	S3516	35MR16/GU10/FL	FL 36°	120V	2000	1250	CC-8	1 7/8"	Box	12
35	MR16	GU10	S4128	35MR16/GU10/Frost	FL 36°	120V	2000	1200	CC-8	1 7/8"	Box	12
35	MR16	Med.	S4624	35MR16/S/FL/C	FL 36°	120V	2000	1250	CC-8	1 3/4"	Box	12
50	MR16	GX5.3	S1978	50MR16/FL/C	FL 36°	120V	2000	1700	CC-8	1 7/8"	Box	12
50	MR16	G8	S4627	50MR16/G8/FL/C	FL 36°	120V	2000	1700	CC-8	1 7/8"	Box	12
50	MR16	GU10	S3517	50MR16/GU10/FL	FL 36°	120V	2000	1700	CC-8	1 7/8"	Box	12
50	MR16	GU10	S4129	50MR16/GU10/Frost	FL 36°	120V	2000	1650	CC-8	1 7/8"	Box	12
50	MR16	Med.	S4625	50MR16/S/FL/C	FL 36°	120V	2000	1700	CC-8	1 3/4"	Box	12
50	JDR	Med.	S3139	50JDR16/FL	FL 36°	120V	2000	1500	CC-8	2 7/8"	Box	12
75	JDR	Int.	S3115	75JDR16/N/FL	FL 36°	120V	2000	1650	CC-8	2 7/8"	Box	12
75	JDR	Med.	S3113	75JDR16/FL	FL 36°	120V	2000	1650	CC-8	2 7/8"	Box	12
100	JDR	Int.	S3116	100JDR16/N/FL	FL 36°	120V	2000	1950	CC-8	2 7/8"	Box	12
100	JDR	Med.	S3114	100JDR16/FL	FL 36°	120V	2000	1950	CC-8	2 7/8"	Box	12

2000 Hours / 12 Volt

MR16 Lamps



MR16 12 Volt

S1956 20W FL BAB	S1962 50W MFL EXZ
S1957 20W NSP ESX	S1963 50W VWFL FNV
S1958 35W NSP FRB	S1964 65W FL FPB
S1959 35W FL FMW	S1965 65W NSP FPA
S1960 50W FL EXN	
S1961 50W NSP EXT	

Packing: Individually Boxed
12/Carton

Not Shown Actual Size

Watts	Bulb Type	Base	Satco Order No.	ANSI	Lamp Code	Beam	Volts	Avg. Rated Hours	Candle Power	Filament	M.O.L.	Pack. Type	Mst. Ctn.
20	MR16	GX5.3	S1957	ESX	20MR16/NSP	NSP 9°	12V	2000	4100	C-8	1 7/8"	Box	12
20	MR16	GX5.3	S1956	BAB	20MR16/FL	FL 36°	12V	2000	700	C-6	1 7/8"	Box	12
35	MR16	GX5.3	S1958	FRB	35MR16/NSP	NSP 9°	12V	2000	7000	C-6	1 7/8"	Box	12
35	MR16	GX5.3	S1959	FMW	35MR16/FL	FL 36°	12V	2000	1250	C-6	1 7/8"	Box	12
50	MR16	GX5.3	S1961	EXT	50MR16/NSP	NSP 9°	12V	2000	10000	C-6	1 7/8"	Box	12
50	MR16	GX5.3	S1962	EXZ	50MR16/NFL	NFL 18°	12V	2000	4400	C-6	1 7/8"	Box	12
50	MR16	GX5.3	S1960	EXN	50MR16/FL	FL 36°	12V	2000	1700	C-8	1 7/8"	Box	12
50	MR16	GX5.3	S1963	FNV	50MR16/WFL	VWFL 60°	12V	2000	2200	C-6	1 7/8"	Box	12
65	MR16	GX5.3	S1965	FPA	65MR16/NSP	NSP 9°	12V	2000	9530	C-6	1 7/8"	Box	12
65	MR16	GX5.3	S1964	FPB	65MR16 FPB	FL 36°	12V	2000	3600	C-6	1 7/8"	Box	12

halogen lamps

Halogen MR16 Lamps



2000 Hours / 12 & 24 Volt

MR16 Bayonet / Lensed 12 Volt

- S1970 20W FL GES/C
- S1971 20W NSP GEV/C
- S1972 50W FL GBW/C
- S1973 50W NSP GBT/C
- S1974 65W FL FPB/C
- S1975 65W NSP FPA/C

Packing: Individually Boxed
12/Carton



MR16 Lensed 24 Volt

- S1992 20W FL
- S1993 35W FL
- S1994 50W FL
- S1995 20W SP
- S1996 35W SP
- S1997 50W SP

Packing: Individually Boxed
12/Carton



MR16 Lensed 12 Volt

- S1966 20W FL BAB/C
- S1967 20W NSP ESX/C
- S4365 35W FL FMW/C
- S4364 35W NSP FRB/C
- S3169 50W FL EXN/C
- S3170 50W NSP EXT/C
- S1968 65W FL FPB/C
- S1969 65W NSP FPA/C

Packing: Individually Boxed
20/Carton



MR16 Frosted Lensed 12 Volt

- S4120 20W FL BAB/C
- S4121 35W FL FMW/C
- S4122 50W FL EXN/C
- S4123 65W FL FPB/C

Packing: Individually Boxed,
12/Carton



Not Shown Actual Size

Watts	Bulb Type	Base	Satco Order No.	Lamp Code	Beam	Volts	Avg. Rated Hours	Candle Power	Filament	M.O.L.	Pack. Type	Mst.Ctn./Inner Pack
20	MR16	GX5.3	S1966	20MR16/FL/C	FL 36°	12V	2000	700	C-8	1 7/8"	Box	12
20	MR16	GX5.3	S4120	20MR16/FL/FROST/C	FL 36°	12V	2000	288	C-6	1 7/8"	Box	12
20	MR16	D.C.Bay.	S1970	20MR16/FL/DC/C	FL 36°	12V	2000	700	C-6	1 7/8"	Box	12
20	MR16	GX5.3	S1992	20MR16/FL/C	FL 36°	24V	2000	700	C-8	1 7/8"	Box	12
20	MR16	GX5.3	S1967	20MR16/NSP/C	NSP 9°	12V	2000	4100	C-8	1 7/8"	Box	12
20	MR16	D.C.Bay.	S1971	20MR16/NSP/DC/C	NSP 9°	12V	2000	4100	C-8	1 7/8"	Box	12
20	MR16	GX5.3	S1995	20MR16/NSP/C	NSP 9°	24V	2000	4100	C-8	1 7/8"	Box	12
35	MR16	GX5.3	S4365	35MR16/FL/C	FL 36°	12V	2000	1250	C-8	1 7/8"	Box	12
35	MR16	GX5.3	S1993	35MR16/FL/C	FL 36°	24V	2000	700	C-8	1 7/8"	Box	12
35	MR16	GX5.3	S4121	35MR16/FL/FROST	FL 36°	12V	2000	520	C-6	1 7/8"	Box	12
35	MR16	GX5.3	S4364	35MR16/NSP/C	NSP 9°	12V	2000	7000	C-8	1 7/8"	Box	12
35	MR16	GX5.3	S1996	35MR16/NSP/C	NSP 9°	24V	2000	7000	C-6	1 7/8"	Box	12
50	MR16	GX5.3	S3169	50MR16/FL/C	FL 36°	12V	2000	1700	C-8	1 7/8"	Box	12
50	MR16	GX5.3	S4122	50MR16/FL/FROST	FL 36°	12V	2000	820	C-6	1 7/8"	Box	12
50	MR16	D.C.Bay.	S1972	50MR16/FL/DC/C	FL 36°	12V	2000	1700	C-8	1 7/8"	Box	12
50	MR16	GX5.3	S1994	50MR16/FL	FL 36°	24V	2000	1700	C-8	1 7/8"	Box	12
50	MR16	GX5.3	S3170	50MR16/NSP/C	NSP 9°	12V	2000	10000	C-8	1 7/8"	Box	12
50	MR16	D.C.Bay.	S1973	50MR16/NSP/DC/C	NSP 9°	12V	2000	10000	C-8	1 7/8"	Box	12
50	MR16	GX5.3	S1997	50MR16/NSP/C	NSP 9°	24V	2000	10000	C-8	1 7/8"	Box	12
65	MR16	GX5.3	S1968	65MR16/FL/C	FL 36°	12V	2000	3600	C-8	1 7/8"	Box	12
65	MR16	GX5.3	S4123	65MR16/FL/FROST/C	FL 36°	12V	2000	880	C-6	1 7/8"	Box	12
65	MR16	D.C.Bay.	S1974	65MR16/FL/DC/C	FL 36°	12V	2000	tbd	C-6	1 7/8"	Box	12
65	MR16	GX5.3	S1969	65MR16/NSP/C	NSP 9°	12V	2000	9500	C-8	1 7/8"	Box	12
65	MR16	D.C.Bay.	S1975	65MR16/NSP/DC/C	NSP 9°	12V	2000	9500	C-8	1 7/8"	Box	12

halogen lamps

Halogen

4000 Hours

Not Shown Actual Size

MR16 Specialty Lamps



Aluminized Reflector

- Projects Heat & Light out the front of the lamp
- Minimizes the "Backlight Effect"
- Constant Color Technology



**Hard Coated
Dichroic Reflector**

- Projects Heat out the back of the lamp
- Constant Color Technology



Energy Saving

- Hard Coated Dichroic Reflector
- Infra-Red Reflective Coating
- Constant Color Technology
- Lensed

Watts	Bulb Type	Base	Satco Order No.	ANSI	Lamp Code	Volts	Avg. Rated Hours	Candle Power	Filament	M.O.L.	Pack. Type	Mst. Ctn
Aluminized Reflector												
20	MR16	GU5.3	S2601	BAB	20MR16/B/FL35	12V	4000	625	AX	1 3/4"	Box	10
20	MR16	GU5.3	S2602	BAB/C	20MR16/B/FL35/C	12V	4000	600	AX	1 3/4"	Box	10
20	MR16	GU5.3	S2603	ESX	20MR16/B/NSP8	12V	4000	4650	AX	1 3/4"	Box	10
20	MR16	GU5.3	S2604	ESX/C	20MR16/B/NSP8/C	12V	4000	4400	AX	1 3/4"	Box	10
35	MR16	GU5.3	S2605	FMW	35MR16/B/FL35	12V	4000	1300	AX	1 3/4"	Box	10
35	MR16	GU5.3	S2606	FRB	35MR16/B/NSP10	12V	4000	8700	AX	1 3/4"	Box	10
50	MR16	GU5.3	S2607	EXN	50MR16/B/FL35	12V	4000	1900	AX	1 3/4"	Box	10
50	MR16	GU5.3	S2608	EXN/C	50MR16/B/FL35/C	12V	4000	1800	AX	1 3/4"	Box	10
50	MR16	GU5.3	S2609	EXZ	50MR16/B/NFL25	12V	4000	3000	AX	1 3/4"	Box	10
50	MR16	GU5.3	S2610	EXT	50MR16/B/NSP11	12V	4000	10500	AX	1 3/4"	Box	10
50	MR16	GU5.3	S2611	EXT/C	50MR16/B/NSP11/C	12V	4000	10000	AX	1 3/4"	Box	10
65	MR16	GU5.3	S2612	FPB	65MR16/B/FL40	12V	4000	2100	AX	1 3/4"	Box	10
65	MR16	GU5.3	S2613	FPC	65MR16/B/NFL25	12V	4000	3600	AX	1 3/4"	Box	10
65	MR16	GU5.3	S2614	FPA	65MR16/B/NSP10	12V	4000	12500	AX	1 3/4"	Box	10
Hard Coated Dichroic Reflector												
20	MR16	GU5.3	S2615	BAB	20MR16/T/FL40	12V	4000	700	AX	1 3/4"	Box	20
20	MR16	GU5.3	S2616	ESX	20MR16/T/NSP10	12V	4000	5000	AX	1 3/4"	Box	20
20	MR16	GU5.3	S2617	n/a	20MR16/T/WFL60	12V	4000	350	AX	1 3/4"	Box	20
35	MR16	GU5.3	S2618	FMW	35MR16/T/FL40	12V	4000	1250	AX	1 3/4"	Box	20
35	MR16	GU5.3	S2619	n/a	35MR16/T/NFL25	12V	4000	3100	AX	1 3/4"	Box	20
35	MR16	GU5.3	S2620	FRB	35MR16/T/NSP10	12V	4000	8300	AX	1 3/4"	Box	20
35	MR16	GU5.3	S2621	n/a	35MR16/T/WFL60	12V	4000	650	AX	1 3/4"	Box	20
50	MR16	GU5.3	S2622	EXN	50MR16/T/FL40	12V	4000	2000	AX	1 3/4"	Box	20
50	MR16	GU5.3	S2623	EXZ	50MR16/T/NFL25	12V	4000	3200	AX	1 3/4"	Box	20
50	MR16	GU5.3	S2624	EXT	50MR16/T/NSP10	12V	4000	11500	AX	1 3/4"	Box	20
50	MR16	GU5.3	S2625	FNV	50MR16/T/WFL60	12V	4000	1000	AX	1 3/4"	Box	20
65	MR16	GU5.3	S2626	FPB	65MR16/T/FL40	12V	4000	2100	AX	1 3/4"	Box	20
65	MR16	GU5.3	S2627	FPC	65MR16/T/NFL25	12V	4000	4000	AX	1 3/4"	Box	20
65	MR16	GU5.3	S2628	FPA	65MR16/T/NSP10	12V	4000	14000	AX	1 3/4"	Box	20
65	MR16	GU5.3	S2629	n/a	65MR16/T/WFL60	12V	4000	1050	AX	1 3/4"	Box	20
Infra-Red Reflecting Energy Saver												
20	MR16	GU5.3	S2630	n/a	20MR16/IR/FL40/C	12V	4000	1000	AX	1 3/4"	Box	20
20	MR16	GU5.3	S2631	n/a	20MR16/IR/NFL25/C	12V	4000	2300	AX	1 3/4"	Box	20
20	MR16	GU5.3	S2632	n/a	20MR16/IR/NSP10/C	12V	4000	6000	AX	1 3/4"	Box	20
20	MR16	GU5.3	S2633	n/a	20MR16/IR/WFL60/C	12V	4000	450	AX	1 3/4"	Box	20
37	MR16	GU5.3	S2634	n/a	37MR16/IR/FL40/C	12V	4000	2200	AX	1 3/4"	Box	20
37	MR16	GU5.3	S2635	n/a	37MR16/IR/NFL25/C	12V	4000	4400	AX	1 3/4"	Box	20
37	MR16	GU5.3	S2636	n/a	37MR16/IR/NSP10/C	12V	4000	12500	AX	1 3/4"	Box	20
37	MR16	GU5.3	S2637	n/a	37MR16/IR/WFL60/C	12V	4000	1100	AX	1 3/4"	Box	20
50	MR16	GU5.3	S2638	n/a	50MR16/IR/FL40/C	12V	4000	2850	AX	1 3/4"	Box	20
50	MR16	GU5.3	S2639	n/a	50MR16/IR/NFL25/C	12V	4000	5700	AX	1 3/4"	Box	20
50	MR16	GU5.3	S2640	n/a	50MR16/IR/NSP10/C	12V	4000	15000	AX	1 3/4"	Box	20
50	MR16	GU5.3	S2641	n/a	50MR16/IR/WFL60/C	12V	4000	1430	AX	1 3/4"	Box	20

halogen lamps

Closed Aluminum

Reflector (ALR) Lamps *2000 Hours/12 Volt*



37mm ALR
D.C. Bayonet

12 Volt

S2642 20W Narrow Spot GBD

Packing: Individually Boxed
Master/50, Inner/5



37mm ALR
D.C. Bayonet

12 Volt

S2643 20W Spot GBE
S2644 20W Flood GBF

Packing: Individually Boxed
Master/50, Inner/5



56mm ALR
D.C. Bayonet

12 Volt

S2645 50W Flood GBK

Packing: Individually Boxed
Master/50, Inner/5



56mm ALR
D.C. Bayonet

12 Volt

S2646 50W Spot GBJ

Packing: Individually Boxed
Master/50, Inner/5

Not Shown Actual Size

Watts	Bulb Type	Base	Satco Order No.	Lamp Code	Beam	Volts	Avg. Rated Hours	Candle Power	Kelvin	M.O.L.	Pack. Type	Mst. Ctn./ Inner Pack
20	37mm ALR	D.C. Bay	S2642	20ALR12/NSP6-GBD	6°	12V	2000	6400	3000K	1 3/8"	Box	50/5
20	37mm ALR	D.C. Bay	S2643	20ALR12/SP18-GBE	18°	12V	2000	1000	3000K	1 3/8"	Box	50/5
20	37mm ALR	D.C. Bay	S2644	20ALR12/FL34-GBF	34°	12V	2000	350	3000K	1 3/8"	Box	50/5
50	56mm ALR	D.C. Bay	S2646	50ALR18/SP10-GBJ	10°	12V	2000	12,000	3000K	2 1/2"	Box	50/5
50	56mm ALR	D.C. Bay	S2645	50ALR18/NFL22-GBK	22°	12V	2000	2000	3000K	2 1/2"	Box	50/5

Halogen Aluminum Reflectors **AR70 & AR111**

3000 Hours

UV stop capsule with axial filament in precisely engineered aluminum reflector.



AR111



AR70

Screw Terminal Base

S4685 35 Watt Super Spot	S4692 75 Watt Flood
S4686 35 Watt Spot	S4693 75 Watt Wide Flood
S4687 35 Watt Flood	S4694 100 Watt Spot
S4688 50 Watt Super Spot	S4695 100 Watt Flood
S4689 50 Watt Spot	S4696 100 Watt Wide Flood
S4690 50 Watt Flood	Packing: Individually Boxed
S4691 75 Watt Spot	6/Master

D.C. Bayonet Base

S4680 20 Watt Spot
S4681 20 Watt Flood
S4682 50 Watt Spot
S4683 50 Watt Flood
Packing: Individually Boxed
10/Master

Not Shown Actual Size

Watts	Bulb Type	Base	Satco Order No.	Lamp Code	Beam	Volts	Avg. Rated Hours	CBCP*	Filament	M.O.L.	Pack. Type	Mst. Ctn.
20	AR70	DC Bayonet	S4680	20AR70/SP8	Spot 8°	12V	3000	7700	C-8	1 15/16"	Box	10
20	AR70	DC Bayonet	S4681	20AR70/FL25	Flood 25°	12V	3000	900	C-8	1 15/16"	Box	10
50	AR70	DC Bayonet	S4682	50AR70/SP8	Spot 8°	12V	3000	12500	C-8	1 15/16"	Box	10
50	AR70	DC Bayonet	S4683	50AR70/FL25	Flood 25°	12V	3000	2600	C-8	1 15/16"	Box	10
35	AR111	G53	S4684	35AR111/SSP4	Super Spot 4°	12V	3000	40000	C-8	2 3/8"	Box	6
35	AR111	G53	S4686	35AR111/SP8	Spot 8°	12V	3000	14000	C-8	2 5/16"	Box	6
35	AR111	G53	S4687	35AR111/FL25	Flood 25°	12V	3000	2500	C-8	2 5/16"	Box	6
50	AR111	G53	S4688	50AR111/SSP4	Super Spot 4°	12V	3000	45000	C-8	2 3/8"	Box	6
50	AR111	G53	S4689	50AR111/SP8	Spot 8°	12V	3000	20000	C-8	2 1/4"	Box	6
50	AR111	G53	S4690	50AR111/FL25	Flood 25°	12V	3000	4000	C-8	2 5/16"	Box	6
75	AR111	G53	S4691	75AR111/SP8	Spot 8°	12V	3000	30000	C-8	2 1/4"	Box	6
75	AR111	G53	S4692	75AR111/FL25	Flood 25°	12V	3000	5300	C-8	2 5/16"	Box	6
75	AR111	G53	S4693	75AR111/WFL45	Wide Flood 45°	12V	3000	2000	C-8	2 3/8"	Box	6
100	AR111	G53	S4694	100AR111/SP8	Spot 8°	12V	3000	48000	C-8	2 1/4"	Box	6
100	AR111	G53	S4695	100AR111/FL25	Flood 25°	12V	3000	8500	C-8	2 5/16"	Box	6
100	AR111	G53	S4696	100AR111/WFL45	Wide Flood 45°	12V	3000	2800	C-8	2 3/8"	Box	6

halogen lamps



Halogen Sealed Beam Reflectors **PAR36/PAR56/PAR64**

halogen lamps



PAR36
Screw Terminal

PAR56
Mogul End Prong

PAR64
Mogul End Prong

2 Piece Construction
12 Volt

2 Piece Construction
120 Volt

2 Piece Construction
120 Volt

- S4807** 36 Watt Very Narrow Spot
- S4808** 36 Watt Narrow Spot
- S4809** 36 Watt Wide Flood
- S4806** 50 Watt Narrow Spot

Packing: Individually Boxed
12/Master

- S4669** 500 Watt Med. Flood
- S4668** 500 Watt Narrow Spot
- S4670** 500 Watt Wide Flood

Packing: Individually Boxed
12/Master

- S4672** 1000 Watt Med. Flood
- S4671** 1000 Watt Narrow Spot
- S4673** 1000 Watt Wide Flood

Packing: Individually Boxed
6/Master

Not Shown Actual Size

Watts	Bulb Type	Base	Salco Order No.	Lamp Code	Beam	Volts	Avg. Rated Hours	CBCP*	Lumens	Filament	M.O.L.	Pack. Type	Mst. Ctn.
36	PAR36	Screw Term.	S4807	36PAR36/CAP/VNSP	Spot 5°	12V	4000	17000	500	C-8	2 3/4"	Box	12
36	PAR36	Screw Term.	S4808	36PAR36/CAP/NSP	Spot 13°	12V	4000	3500	500	C-8	2 3/4"	Box	12
36	PAR36	Screw Term.	S4809	36PAR36/CAP/WFL	Flood 32°	12V	4000	1000	500	C-8	2 3/4"	Box	12
50	PAR36	Screw Term.	S4806	50PAR36/CAP/NSP6	Spot 6°	12V	4000	25000	700	C-8	2 3/4"	Box	12
500	PAR56	Mogul End Prong	S4668	500PAR56Q/NSP	Narrow Spot 15°	120V	4000	78500	8800	CC-6	5"	Box	12
500	PAR56	Mogul End Prong	S4669	500PAR56Q/MFL	Med. Flood 30°	120V	4000	40000	8800	CC-6	5"	Box	12
500	PAR56	Mogul End Prong	S4670	500PAR56Q/WFL	Wide Flood 45°	120V	4000	19500	8800	CC-6	5"	Box	12
1000	PAR64	Mogul End Prong	S4671	1000PAR64Q/NSP	Narrow Spot 20°	120V	4000	135000	19400	CC-6	6"	Box	6
1000	PAR64	Mogul End Prong	S4672	1000PAR64Q/MFL	Med. Flood 30°	120V	4000	82000	19400	CC-6	6"	Box	6
1000	PAR64	Mogul End Prong	S4673	1000PAR64Q/WFL	Wide Flood 60°	120V	4000	23000	19400	CC-6	6"	Box	6

Halogen General Service Lamps



**3 Way
Reading Light
Soft White**
Medium Base/120 Volt

S4505 30/70/100 Watt
S4506 50/100/150 Watt

Packing: 1/Sleeve
12/Inner
36/Master

Dual halogen capsules create 3 light levels



A-Type
Medium Base/120 Volt

- S4600** 60 Watt White
 - S4601** 75 Watt White
 - S4602** 100 Watt White
 - S4603** 60 Watt Clear
 - S4604** 150 Watt White
- Packing: 6/Inner
6/Inner - Tray Pack
60/Master

Not Shown Actual Size



**Double-Envelope
JDD Type**

- Medium Base/120 Volt
- S3472** 75 Watt Clear
 - S3476** 75 Watt Frosted
 - S3473** 100 Watt Clear
 - S3477** 100 Watt Frosted
 - S3474** 150 Watt Clear
 - S3478** 150 Watt Frosted
 - S3475** 250 Watt Clear
 - S3479** 250 Watt Frosted

Packing: 1 Bulb/Card
12 Cards/Master

Watts	Bulb Type	Base	Satco Order No.	Lamp Code	Finish	Volts	Avg. Rated Hours	Lumens	Filament	M.O.L.	Pack. Type	Mst. Ctn./ Inner Pack
60	BT15	Med.	S4603	60BT15/CL	Clear	120V	5000	700	CC-8	4"	Card/1	60/6
60	BT15	Med.	S4600	60BT15/W	White	120V	5000	600	CC-8	4"	Card/1	60/6
75	BT15	Med.	S4601	75BT15/W	White	120V	5000	800	CC-8	4"	Card/1	60/6
75	T10	Med.	S3472	75T10Q/CL	Clear	120V	2000	1050	CC-8	4"	Card/1	12
75	T10	Med.	S3476	75T10Q/F	Frosted	120V	2000	1000	CC-8	4"	Card/1	12
100	BT15	Med.	S4602	100BT15/W	White	120V	5000	1200	CC-8	4"	Card/1	60/6
100	T10	Med.	S3473	100T10Q/CL	Clear	120V	2000	1500	CC-8	4"	Card/1	12
100	T10	Med.	S3477	100T10Q/F	Frosted	120V	2000	1420	CC-8	4"	Card/1	12
150	BT15	Med.	S4604	150BT15/W	White	120V	5000	1600	CC-8	4"	Card/1	60/6
150	T10	Med.	S3474	150T10Q/CL	Clear	120V	2000	2500	CC-8	4"	Card/1	12
150	T10	Med.	S3478	150T10Q/F	Frosted	120V	2000	2300	CC-8	4"	Card/1	12
250	T10	Med.	S3475	250T10Q/CL	Clear	120V	2000	4200	CC-8	4"	Card/1	12
250	T10	Med.	S3479	250T10Q/F	Frosted	120V	2000	3900	CC-8	4"	Card/1	12

3-Way Reading Light

30								295	CC-8			
70	A21	E26/Med.	S4505	30/70/100A21/W	White	120V	4000	785	CC-8	5 1/16"	Sleeve	36/12
100								1080				
50								585	CC-8			
100	A21	E26/Med.	S4506	50/100/150A21/W	White	120V	4000	1400	CC-8	5 1/16"	Sleeve	36/12
150								1985				

JD Bayonet Lamps

2000 Hours

JD Bayonet

120 Volt

- S1979** 35 Watt
- S1981** 50 Watt
- S3159** 75 Watt
- S3147** 100 Watt
- S3122** 150 Watt
- S3123** 250 Watt
- S1983** 500 Watt

Packing:
Individually Boxed
12/Carton



JD Frosted Bayonet

120 Volt

- S1980** 35 Watt
- S1982** 50 Watt
- S1919** 75 Watt
- S1920** 100 Watt
- S1921** 150 Watt
- S1922** 250 Watt
- S1984** 500 Watt

Packing:
Individually Boxed
12/Carton



Not Shown Actual Size

Watts	Bulb Type	Base	Satco Order No.	Lamp Code	Finish	Volts	Avg. Rated Hours	Lumens	Filament	M.O.L.	Pack. Type	Mst. Ctn.
35	T4	DC. Bay	S1979	35Q/CL	Clear	120V	2000	400	CC-8	2 23/32"	Box	12
35	T4	DC. Bay	S1980	35Q/F	Frost	120V	2000	360	CC-8	2 23/32"	Box	12
50	T4	DC. Bay	S1981	50Q/CL	Clear	120V	2000	750	CC-8	2 23/32"	Box	12
50	T4	DC. Bay	S1982	50Q/F	Frost	120V	2000	675	CC-8	2 23/32"	Box	12
75	T4	DC. Bay	S3159	75Q/CL	Clear	120V	2000	1250	CC-8	2 13/32"	Box	12
75	T4	DC. Bay	S1919	75Q/F	Frost	120V	2000	1125	CC-8	2 13/32"	Box	12
100	T4	DC. Bay	S3147	100Q/CL	Clear	120V	2000	1600	CC-8	2 13/32"	Box	12
100	T4	DC. Bay	S1920	100Q/F	Frost	120V	2000	1440	CC-8	2 13/32"	Box	12
150	T4.5	DC. Bay	S3122	150Q/CL	Clear	120V	2000	2400	CC-8	2 13/32"	Box	12
150	T4.5	DC. Bay	S1921	150Q/F	Frost	120V	2000	2160	CC-8	2 13/32"	Box	12
250	T4.5	DC. Bay	S3123	250Q/CL	Clear	120V	2000	4350	CC-8	2 27/32"	Box	12
250	T4.5	DC. Bay	S1922	250Q/F	Frost	120V	2000	3915	CC-8	2 27/32"	Box	12
500	T4.5	DC. Bay	S1983	500Q/CL	Clear	120V	2000	8500	CC-8	3 3/4"	Box	12
500	T4.5	DC. Bay	S1984	500Q/F	Frost	120V	2000	7650	CC-8	3 3/4"	Box	12

2000 Hours



JD

Clear Mini Can

120 Volt

- S3165** 35 Watt
- S3162** 50 Watt
- S3157** 75 Watt
- S3107** 100 Watt
- S3108** 150 Watt
- S3109** 250 Watt
- S3181** 500 Watt

130 Volt

- S3198** 50 Watt

Packing: Individually Boxed
12/Carton



JD

Frosted Mini Can

120 Volt

- S1913** 35 Watt
- S1914** 50 Watt
- S1915** 75 Watt
- S1916** 100 Watt
- S1917** 150 Watt
- S1918** 250 Watt
- S3182** 500 Watt

Packing:

Individually Boxed
12/Carton



JD E-14

European

120 Volt

- S3132** 100 Watt
- S3133** 150 Watt
- S3134** 250 Watt

Packing:
Individually Boxed
12/Carton

**Not Shown
Actual Size**

Watts	Bulb Type	Base	Satco Order No.	Lamp Code	Finish	Volts	Avg. Rated Hours	Lumens	Filament	M.O.L.	Pack. Type	Mst. Ctn.
35	T4	E11	S3165	35Q/CL	Clear	120V	2000	400	CC-8	2 5/16"	Box	12
35	T4	E11	S1913	35Q/F	Frost	120V	2000	360	CC-8	2 5/16"	Box	12
50	T4	E11	S3162	50Q/CL	Clear	120V	2000	750	CC-8	2 5/16"	Box	12
50	T4	E11	S1914	50Q/F	Frost	120V	2000	675	CC-8	2 5/16"	Box	12
50	T4	E11	S3198	50Q/CL	Clear	130V	2000	750	CC-8	2 5/16"	Box	12
75	T4	E11	S3157	75Q/CL	Clear	120V	2000	1250	CC-8	2 11/16"	Box	12
75	T4	E11	S1915	75Q/F	Frost	120V	2000	1125	CC-8	2 11/16"	Box	12
100	T4	E11	S3107	100Q/CL	Clear	120V	2000	1600	CC-8	2 11/16"	Box	12
100	T4	E11	S1916	100Q/F	Frost	120V	2000	1440	CC-8	2 11/16"	Box	12
100	T4.5	E14	S3132	100Q/CL	Clear	120V	2000	1600	CC-8	2 15/16"	Box	12
150	T4.5	E11	S3108	150Q/CL	Clear	120V	2000	2400	CC-8	2 23/32"	Box	12
150	T4.5	E11	S1917	150Q/F	Frost	120V	2000	2160	CC-8	2 23/32"	Box	12
150	T4.5	E14	S3133	150Q/CL	Clear	120V	2000	2400	CC-8	3 1/32"	Box	12
250	T4.5	E11	S3109	250Q/CL	Clear	120V	2000	4350	CC-8	3 5/32"	Box	12
250	T4.5	E11	S1918	250Q/F	Frost	120V	2000	3915	CC-8	3 5/32"	Box	12
250	T4.5	E14	S3134	250Q/CL	Clear	120V	2000	4350	CC-8	3 11/32"	Box	12
500	T4.5	E11	S3181	500Q/CL	Clear	120V	2000	8500	CC-8	3 15/32"	Box	12
500	T4.5	E11	S3182	500Q/F	Frost	120V	2000	7650	CC-8	3 15/32"	Box	12

Krypton/Xenon

High Performance Lamps

3000 Hours
120 Volt



Frosted
E-11
Mini Can Base
S4489 20 Watt
S4490 40 Watt
S4491 60 Watt



Frosted
D.C.
Bayonet Base
S4495 20 Watt
S4496 40 Watt
S4497 60 Watt



Clear
D.C.
Bayonet Base
S4492 20 Watt
S4493 40 Watt
S4494 60 Watt



Clear
E-11
Mini Can Base
S4486 20 Watt
S4487 40 Watt
S4488 60 Watt



Frosted
E-12
Candelevra Base
S4483 20 Watt
S4484 40 Watt
S4485 60 Watt



Clear
E-12
Candelevra Base
S4480 20 Watt
S4481 40 Watt
S4482 60 Watt

White light similar to halogen • Less heat • Lamps can be touched
Fully dimmable • No Significant UV.

Not Shown Actual Size

Watts	Bulb Type	Base	Satco Order No.	Lamp Code	Finish	Volts	Avg. Rated Hours	Lumens	Filament	M.O.L.	Pack. Type	Mst.Ctn./ Inner Pack
20	T3	E12	S4480	KX20CL/E12	Clear	120V	3000	200	CC-8	2 7/16"	Box	100/10
20	T3	E12	S4483	KX20FR/E12	Frost.	120V	3000	200	CC-8	2 7/16"	Box	100/10
20	T3	E11	S4486	KX20CL/E11	Clear	120V	3000	200	CC-8	2 5/16"	Box	100/10
20	T3	E11	S4489	KX20FR/E11	Frost	120V	3000	200	CC-8	2 5/16"	Box	100/10
20	T3	D.C. Bay	S4492	KX20CL/DC	Clear	120V	3000	200	CC-8	2 1/4"	Box	100/10
20	T3	D.C. Bay	S4495	KX20FR/DC	Frost	120V	3000	200	CC-8	2 1/4"	Box	100/10
40	T3	E12	S4481	KX40CL/E12	Clear	120V	3000	560	CC-8	2 7/16"	Box	100/10
40	T3	E12	S4484	KX40FR/E12	Frost	120V	3000	560	CC-8	2 7/16"	Box	100/10
40	T3	E11	S4487	KX40CL/E11	Clear	120V	3000	560	CC-8	2 5/16"	Box	100/10
40	T3	E11	S4490	KX40FR/E11	Frost	120V	3000	560	CC-8	2 5/16"	Box	100/10
40	T3	D.C. Bay	S4493	KX40CL/DC	Clear	120V	3000	560	CC-8	2 1/4"	Box	100/10
40	T3	D.C. Bay	S4496	KX40FR/DC	Frost	120V	3000	560	CC-8	2 1/4"	Box	100/10
60	T3	E12	S4482	KX60CL/E12	Clear	120V	3000	960	CC-8	2 7/16"	Box	100/10
60	T3	E12	S4485	KX60FR/E12	Frost	120V	3000	960	CC-8	2 7/16"	Box	100/10
60	T3	E11	S4488	KX60CL/E11	Clear	120V	3000	960	CC-8	2 5/16"	Box	100/10
60	T3	E11	S4491	KX60FR/E11	Frost	120V	3000	960	CC-8	2 5/16"	Box	100/10
60	T3	D.C. Bay	S4494	KX60CL/DC	Clear	120V	3000	960	CC-8	2 1/4"	Box	100/10
60	T3	D.C. Bay	S4497	KX60FR/DC	Frost	120V	3000	960	CC-8	2 1/4"	Box	100/10

Bi-Pin Lamps

2000 Hours



Frosted Bi Pin

12 Volt

- S1908** 10 Watt
- S1909** 20 Watt
- S1910** 35 Watt
- S1911** 50 Watt
- S1912** 75 Watt

Packing:
Individually Boxed
48/Cartron



Bi Pin

12 Volt

- S3179** 5 Watt
- S3171** 10 Watt
- S3120** 20 Watt
- S3160** 35 Watt
- S3121** 50 Watt
- S3156** 75 Watt

24 Volt

- S1986** 20 Watt
 - S1987** 50 Watt
- Packing: Individually
Boxed, 48/Cartron



Bi Pin

**120 Volt
GY6.35 Base**

- S3197** 25 Watt
- S3164** 35 Watt
- S3167** 50 Watt
- S3168** 75 Watt
- S1924** 100 Watt

Packing:
Individually Boxed
48/Cartron



Bi Pin

**120 Volt (Wide Pin)
G8 Base**

- S4610** 20 Watt
- S4611** 25 Watt
- S4620** 35 Watt
- S4612** 50 Watt
- S4613** 75 Watt
- S4622** 100 Watt

Packing:
Individually Boxed
48/Cartron



Double Loop

**120 Volt
G9 Base**

- S4614** 20 Watt
- S4615** 25 Watt
- S4621** 35 Watt
- S4616** 50 Watt
- S4617** 75 Watt
- S4642** 100 Watt

Packing:
Individually Boxed
48/Cartron

Not Shown Actual Size

Watts	Bulb Type	Base	Satco Order No.	Lamp Code	Finish	Volts	Avg. Rated Hours	Lumens	Filament	M.O.L.	Pack. Type	Mst. Ctn./ Inner Pack
5	T3	G4.	S3179	5T3	Clear	12V	2000	50	C-6	32 MM	Box	48
10	T3	G4.	S3171	10T3	Clear	12V	2000	120	C-6	32 MM	Box	48
10	T3	G4	S1908	10T3/F	Frost	12V	2000	100	C-6	32 MM	Box	48
20	T3	G4	S3120	20T3	Clear	12V	2000	320	C-6	32 MM	Box	48
20	T3	G4	S1909	20T3/F	Frost	12V	2000	300	C-6	32 MM	Box	48
20	T3	G4	S1986	20T3	Clear	24V	2000	260	C-6	32 MM	Box	48
20	T4	G8	S4610	20T4	Clear	120V	2000	180	C-6	46 MM	Box	48
20	T4	G9	S4614	20T4	Clear	120V	2000	180	C-6	45 MM	Box	48
25	T4	G8	S4611	25T4/F	Clear	120V	2000	240	C-6	46 MM	Box	48
25	T4	GY6.35	S3197	25T4	Clear	120V	2000	240	CC-8	50 MM	Box	48
25	T4	G9	S4615	25T4/F	Clear	120V	2000	240	C-6	45 MM	Box	48
35	T4	GY6.35	S3160	35T4	Clear	12V	2000	600	C-6	41 MM	Box	48
35	T4	GY6.35	S1910	35T4/F	Frost	12V	2000	550	C-6	41 MM	Box	48
35	T4	GY6.35	S3164	35T4	Clear	120V	2000	400	CC-8	50 MM	Box	48
35	T4	G8	S4620	35T4	Clear	120V	2000	400	C-6	46 MM	Box	48
35	T4	G9	S4621	35T4	Clear	120V	2000	400	C-6	45 MM	Box	48
50	T4	G8	S4612	50T4	Clear	120V	2000	750	C-6	46 MM	Box	48
50	T4	GY6.35	S3121	50T4	Clear	12V	2000	900	C-6	41 MM	Box	48
50	T4	GY6.35	S1911	50T4/F	Frost	12V	2000	850	C-6	41 MM	Box	48
50	T4	GY6.35	S1987	50T4	Clear	24V	2000	850	C-6	41 MM	Box	48
50	T4	GY6.35	S3167	50T4	Clear	120V	2000	750	CC-8	50 MM	Box	48
50	T4	G9	S4616	50T4	Clear	120V	2000	750	C-6	45 MM	Box	48
75	T4	GY6.35	S3156	75T4	Clear	12V	2000	1350	C-6	41 MM	Box	48
75	T4	GY6.35	S1912	75T4/F	Frost	12V	2000	1290	C-6	41 MM	Box	48
75	T4	GY6.35	S3168	75T4	Clear	120V	2000	1250	CC-8	60 MM	Box	48
75	T4	G8	S4613	75T4/F	Clear	120V	2000	1250	C-6	58 MM	Box	48
75	T4	G9	S4617	75T4/F	Clear	120V	2000	1250	C-6	56 MM	Box	48
100	T4	GY6.35	S1924	100T4	Clear	120V	2000	2000	CC-8	60 MM	Box	48
100	T4	G8	S4622	100T4/F	Clear	120V	2000	2000	CC-8	58 MM	Box	48

Double Ended Lamps

2000 Hours




78MM J-Type (Short)

120 Volt	130 Volt
S3199 75 Watt	S3183 75 Watt
S3146 100 Watt	Packing:
S3135 150 Watt	Individually Boxed,
S3145 200 Watt	12/Master
S3184 250 Watt	



118MM J-Type (Long)

120 Volt	130 Volt
S3166 100 Watt	S1925 300 Watt
S3142 150 Watt	S1926 500 Watt
S3136 200 Watt	Packing:
S3104 300 Watt	Individually Boxed,
S3105 500 Watt	12/Master



254MM J-Type (Long)

240 Volt

S3106 1500 Watt

Packing: Individually Boxed,
12/Master

Flat Blade



145MM J-Type (Blade)

120 Volt

S3180 300 Watt

S1923 500 Watt

Packing: Individually Boxed,
12/Master

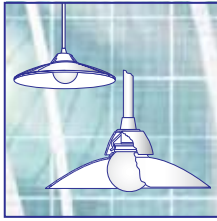
Not Shown Actual Size

Watts	Bulb Type	Base	Satco Order No.	Lamp Code	Finish	Volts	Avg. Rated Hours	Lumens	Filament	M.O.L.	Pack. Type	Mst. Ctn./ Inner Pack
75	T3	R7S	S3199	75T3Q/CL	Clear	120V	2000	1200	C-8	3 1/8"	Box	12
75	T3	R7S	S3183	75T3Q/CL	Clear	130V	2000	1200	C-8	3 1/8"	Box	12
100	T3	R7S	S3146	100T3Q/CL	Clear	120V	2000	1650	C-8	3 1/8"	Box	12
100	T3	R7S	S3166	100T3Q/CL	Clear	120V	2000	1650	C-8	4 11/16"	Box	12
150	T3	R7S	S3135	150T3Q/CL	Clear	120V	2000	2600	C-8	3 1/8"	Box	12
150	T3	R7S	S3142	150T3Q/CL	Clear	120V	2000	2600	C-8	4 11/16"	Box	12
200	T3	R7S	S3145	200T3Q/CL	Clear	120V	2000	3200	C-8	3 1/8"	Box	12
200	T3	R7S	S3136	200T3Q/CL	Clear	120V	2000	3200	C-8	4 11/16"	Box	12
250	T3	R7S	S3184	250T3Q/CL	Clear	120V	2000	3950	C-8	3 1/8"	Box	12
300	T3	R7S	S3104	300T3Q/CL	Clear	120V	2000	5000	C-8	4 11/16"	Box	12
300	T3	R7S	S1925	300T3Q/CL	Clear	130V	2000	5000	C-8	4 11/16"	Box	12
300	T3	Blade	S3180	300T3Q/CL	Clear	120V	2000	5000	C-8	5 13/16"	Box	12
500	T3	R7S	S3105	500T3Q/CL	Clear	120V	2000	9500	C-8	4 11/16"	Box	12
500	T3	R7S	S1926	500T3Q/CL	Clear	130V	2000	9500	C-8	4 11/16"	Box	12
500	T3	Blade	S1923	500T3Q/CL	Clear	120V	2000	9500	C-8	5 13/16"	Box	12
1500	T3	R7S	S3106	1500T3Q/CL	Clear	240V	2000	33000	C-8	10 1/16"	Box	12

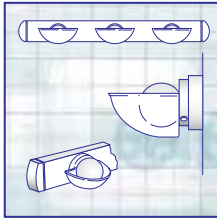
halogen lamps

2000 Hours

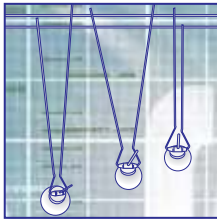
Application Suggestions



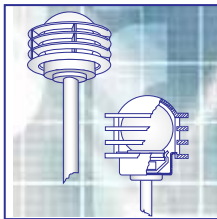
Miniature Pendant Fixtures



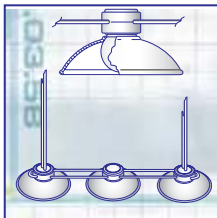
Vanity Lighting



Cable Systems



Landscape Lighting



Decorative Fixtures



JCGV-14.4

12 Volt
1.8" Diameter
S3187 20W
S3188 35W
S3189 50W
Packing:
Individually Boxed
200/Master, 25/Inner



JCGV-12.8

12 Volt
1.6" Diameter
S3193 20W
Packing:
Individually Boxed
200/Master, 25/Inner

U.L. classified
for U.V. filtration
and particle
containment



JCGV-14.4
Long Neck

12 Volt
1.8" Diameter
S3190 20W
S3191 35W
S3192 50W
Packing:
Individually Boxed
200/Master, 25/Inner

Watts	Bulb Type	Base	Satco Order No.	Lamp Code	Finish	Volts	Avg. Rated Hours	Lumens	Filament	M.O.L.	Pack. Type	Mst. Ctn./ Inner Pack
20	GV14.4	GX5.3	S3187	20JVG2-614	White	12V	2000	320	C-6	2.22"	Box	200/25
35	GV14.4	GX5.3	S3188	35JVG2-614	White	12V	2000	620	C-6	2.22"	Box	200/25
50	GV14.4	GX5.3	S3189	50JVG2-614	White	12V	2000	940	C-6	2.22"	Box	200/25
20	GV14.4	GX5.3	S3190	20JVG2L-614	White	12V	2000	320	C-6	2.57"	Box	200/25
35	GV14.4	GX5.3	S3191	35JVG2L-614	White	12V	2000	620	C-6	2.57"	Box	200/25
50	GV14.4	GX5.3	S3192	50JVG2L-614	White	12V	2000	940	C-6	2.57"	Box	200/25
20	GV12.8	G4	S3193	20JVG2L-614	White	12V	2000	340	C-6	2.22"	Box	200/25

halogen lamps

Halogen A-Type Lamps



Post Light

S2647 50 Watt
S1942 75 Watt
 Packing:
 Individually Boxed
 12/Master

Unique faceted bulb provides brilliant white halogen light for decorative outdoor fixtures.



A-Type

S1943 42 Watt
S2648 42 Watt 130V
S1944 52 Watt
S2649 52 Watt 130V
S1946 60 Watt
S1945 72 Watt
S2650 72 Watt 130V
S1947 75 Watt
S1948 100 Watt

Packing:
 Individually Boxed
 12/Master

Not Shown Actual Size

Watts	Bulb Type	Base	Satco Order No.	Lamp Code	Finish	Volts	Avg. Rated Hours	Lumens	Filament	M.O.L.	Pack. Type	Mst. Ctn./ Inner Pack
42	A19	Medium	S1943	42A/CAP	Frost	120V	3500	570	CC-8	4 3/8"	Box	12
42	A19	Medium	S2648	42A/CAP/130	Frost	130V	3500	570	CC-8	4 3/8"	Box	12
50	A19	Medium	S2647	50A/HAL/CRYSTAL	Crystal	120V	2500	860	CC-8	4 3/8"	Box	12
52	A19	Medium	S1944	52A/CAP	Frost	120V	3500	770	CC-8	4 3/8"	Box	12
52	A19	Medium	S2649	52A/CAP/130	Frost	130V	3500	770	CC-8	4 3/8"	Box	12
60	A19	Medium	S1946	60A/HAL	Frost	120V	3000	960	CC-8	4 3/8"	Box	12
72	A19	Medium	S1945	72A/CAP	Frost	120V	3500	1150	CC-8	4 3/8"	Box	12
72	A19	Medium	S2650	72A/CAP/130	Frost	130V	3500	1150	CC-8	4 3/8"	Box	12
75	A19	Medium	S1942	75A/HAL/CRYSTAL	Crystal	120V	3000	1330	CC-8	4 3/8"	Box	12
75	A19	Medium	S1947	75A/HAL	Frost	120V	3000	1300	CC-8	4 3/8"	Box	12
100	A19	Medium	S1948	100A/HAL	Frost	120V	3000	1800	CC-8	4 3/8"	Box	12
130 volt Specifications on 120 Volt Line												
37	A19	Medium	S2648	42A/CAP/130	Frost	130V	7000	450	CC-8	4 3/8"	Box	12
46	A19	Medium	S2649	52A/CAP/130	Frost	130V	7000	600	CC-8	4 3/8"	Box	12
63	A19	Medium	S2650	72A/CAP/130	Frost	130V	7000	900	CC-8	4 3/8"	Box	12

Turn-Tip *Candelabra Base*



Carded Bulbs

1500 Hours / 120 Volt

carded lamps



Clear

S3773 15 Watt

Packing: 2 Bulbs/Card
120 Cards/Master,
10 Cards/Inner



Clear

S3774 25 Watt

Packing: 2 Bulbs/Card
120 Cards/Master,
10 Cards/Inner



Clear

S3762 60 Watt

Packing: 2 Bulbs/Card
120 Cards/Master,
10 Cards/Inner



Clear

S3775 40 Watt

Packing: 2 Bulbs/Card
120 Cards/Master,
10 Cards/Inner



Not Shown Actual Size

Watts	Bulb Type	Base	Satco Order No.	Lamp Code	Finish	Volts	Avg. Rated Hours	Lumens	Filament	M.O.L.	Pack. Type	Mst. Ctn./ Inner Pack
15	CA-8	Cand.	S3773	15CA8	Clear	120V	1500	100	C-7A	3 5/8"	Card/2	120/10
25	CA-8	Cand.	S3774	25CA8	Clear	120V	1500	210	CC-2V	3 5/8"	Card/2	120/10
40	CA-9 1/2	Cand.	S3775	40CA9 1/2	Clear	120V	1500	370	CC-2V	3 15/16"	Card/2	120/10
60	CA-10	Cand.	S3762	60CA10	Clear	120V	1500	672	CC-2V	4 1/4"	Card/2	120/10

1500 Hours / 120 Volt

Frosted
S3777 15 Watt
Packing: 2 Bulbs/Card
120 Cards/Master,
10 Cards/Inner



Frosted
S3778 25 Watt
Packing: 2 Bulbs/Card
120 Cards/Master,
10 Cards/Inner



Frosted
S3779 40 Watt
Packing: 2 Bulbs/Card
120 Cards/Master,
10 Cards/Inner



Frosted
S3763 60 Watt
Packing: 2 Bulbs/Card
120 Cards/Master,
10 Cards/Inner



Not Shown Actual Size

Watts	Bulb Type	Base	Satco Order No.	Lamp Code	Finish	Volts	Avg. Rated Hours	Lumens	Filament	M.O.L.	Pack. Type	Mst. Ctn./ Inner Pack
15	CA-8	Cand.	S3777	15CA8/F	Frosted	120V	1500	90	C-7A	3 5/8"	Card/2	120/10
25	CA-8	Cand.	S3778	25CA8/F	Frosted	120V	1500	200	CC-2V	3 5/8"	Card/2	120/10
40	CA-9 1/2	Cand.	S3779	40CA9 1/2/F	Frosted	120V	1500	350	CC-2V	3 15/16"	Card/2	120/10
60	CA-10	Cand.	S3763	60CA10/F	Frosted	120V	1500	635	CC-2V	4 1/4"	Card/2	120/10

Torpedo *Candelabra Base*



Carded Bulbs

1500 Hours / 120 Volt

Clear

S3782 25 Watt

S3783 40 Watt

S3784 60 Watt

Packing: 2 Bulbs/Card
120 Cards/Master,
10 Cards/Inner



Frosted

S3785 25 Watt

S3786 40 Watt

S3787 60 Watt

Packing: 2 Bulbs/Card
120 Cards/Master,
10 Cards/Inner



Not Shown Actual Size

White

S3788 25 Watt

S3789 40 Watt

S3790 60 Watt

Packing: 2 Bulbs/Card
120 Cards/Master,
10 Cards/Inner



Watts	Bulb Type	Base	Satco Order No.	Lamp Code	Finish	Volts	Avg. Rated Hours	Lumens	Filament	M.O.L.	Pack. Type	Mst.Ctn./Inner Pack
25	B9 1/2	Cand.	S3782	25B9 1/2	Clear	120V	1500	212	CC-2V	3 1/2"	Card/2	120/10
25	B9 1/2	Cand.	S3785	25B9 1/2/F	Frosted	120V	1500	212	CC-2V	3 1/2"	Card/2	120/10
25	B9 1/2	Cand.	S3788	25B9 1/2/W	White	120V	1500	180	CC-2V	3 1/2"	Card/2	120/10
40	B9 1/2	Cand.	S3783	40B9 1/2	Clear	120V	1500	384	CC-2V	3 1/2"	Card/2	120/10
40	B9 1/2	Cand.	S3786	40B9 1/2/F	Frosted	120V	1500	384	CC-2V	3 1/2"	Card/2	120/10
40	B9 1/2	Cand.	S3789	40B9 1/2/W	White	120V	1500	328	CC-2V	3 1/2"	Card/2	120/10
60	B10	Cand.	S3784	60B10	Clear	120V	1500	672	CC-2V	3 3/4"	Card/2	120/10
60	B10	Cand.	S3787	60B10/F	Frosted	120V	1500	672	CC-2V	3 3/4"	Card/2	120/10
60	B10	Cand.	S3790	60B10/W	White	120V	1500	630	CC-2V	3 3/4"	Card/2	120/10

carded lamps

1500 Hours / 120 Volt



Clear

S3764 25 Watt
S3765 40 Watt
S3766 60 Watt
 Packing: 2 Bulbs/Card
 120 Cards/Master,
 10 Cards/Inner




Frosted

S3767 25 Watt
S3768 40 Watt
S3769 60 Watt
 Packing: 2 Bulbs/Card
 120 Cards/Master,
 10 Cards/Inner

Shown Actual Size

Watts	Bulb Type	Base	Satco Order No.	Lamp Code	Finish	Volts	Avg. Rated Hours	Lumens	Filament	M.O.L.	Pack. Type	Mst. Ctn./ Inner Pack
25	CA-10	Med.	S3764	25CA10	Clear	120V	1500	210	CC-2V	4 1/4"	Card/2	120/10
25	CA-10	Med.	S3767	25CA10/F	Frosted	120V	1500	200	CC-2V	4 1/4"	Card/2	120/10
40	CA-10	Med.	S3765	40CA10	Clear	120V	1500	370	CC-2V	4 1/4"	Card/2	120/10
40	CA-10	Med.	S3768	40CA10/F	Frosted	120V	1500	360	CC-2V	4 1/4"	Card/2	120/10
60	CA-10	Med.	S3766	60CA10	Clear	120V	1500	650	CC-2V	4 1/4"	Card/2	120/10
60	CA-10	Med.	S3769	60CA10/F	Frosted	120V	1500	640	CC-2V	4 1/4"	Card/2	120/10

carded lamps



Torpedo *Medium Base*

Carded Bulbs



1500 Hours / 120 Volt



Clear

S3731 25 Watt
S3732 40 Watt
S3793 60 Watt
 Packing: 2 Bulbs/Card
 120 Cards/Master,
 10 Cards/Inner



Frosted

S3734 25 Watt
S3735 40 Watt
S3796 60 Watt
 Packing: 2 Bulbs/Card
 120 Cards/Master,
 10 Cards/Inner



White

S3737 25 Watt
S3738 40 Watt
S3799 60 Watt
 Packing: 2 Bulbs/Card
 120 Cards/Master,
 10 Cards/Inner

Shown Actual Size

Watts	Bulb Type	Base	Satco Order No.	Lamp Code	Finish	Volts	Avg. Rated Hours	Lumens	Filament	M.O.L.	Pack. Type	Mst. Ctn./ Inner Pack
25	B11	Med.	S3731	25B11	Clear	120V	1500	210	CC-2V	3 7/8"	Card/2	120/10
25	B11	Med.	S3734	25B11/F	Frosted	120V	1500	200	CC-2V	3 7/8"	Card/2	120/10
25	B11	Med.	S3737	25B11/W	White	120V	1500	150	CC-2V	3 7/8"	Card/2	120/10
40	B11	Med.	S3732	40B11	Clear	120V	1500	370	CC-2V	3 7/8"	Card/2	120/10
40	B11	Med.	S3735	40B11/F	Frosted	120V	1500	360	CC-2V	3 7/8"	Card/2	120/10
40	B11	Med.	S3738	40B11/W	White	120V	1500	330	CC-2V	3 7/8"	Card/2	120/10
60	B11	Med.	S3793	60B11	Clear	120V	1500	650	CC-2V	3 7/8"	Card/2	120/10
60	B11	Med.	S3796	60B11/F	Frosted	120V	1500	640	CC-2V	3 7/8"	Card/2	120/10
60	B11	Med.	S3799	60B11/W	White	120V	1500	580	CC-2V	3 7/8"	Card/2	120/10

carded lamps

1500 Hours / 120 Volt



Clear

Frosted

E14
European Base

- S4711 25 Watt
- S4712 40 Watt
- S4713 60 Watt

Packing: 2 Bulbs/Card
120 Cards/Master,
10 Cards/Inner

specialty
product

E14
European Base

- S4714 25 Watt
- S4715 40 Watt
- S4716 60 Watt

Packing: 2 Bulbs/Card
120 Cards/Master,
10 Cards/Inner

Shown Actual Size

Watts	Bulb Type	Base	Satco Order No.	Lamp Code	Finish	Volts	Avg. Rated Hours	Lumens	Filament	M.O.L.	Pack. Type	Mst. Ctn./ Inner Pack
25	B9 1/2	Euro.	S4711	25B9 1/2	Clear	120V	1500	212	CC-2V	3 1/2"	Card/2	120/12
25	B9 1/2	Euro.	S4714	25B9 1/2/F	Frosted	120V	1500	212	CC-2V	3 1/2"	Card/2	120/12
40	B9 1/2	Euro.	S4712	40B9 1/2	Clear	120V	1500	384	CC-2V	3 1/2"	Card/2	120/12
40	B9 1/2	Euro.	S4715	40B9 1/2/F	Frosted	120V	1500	384	CC-2V	3 1/2"	Card/2	120/12
60	B10	Euro.	S4713	60B10	Clear	120V	1500	672	CC-2V	3 3/4"	Card/2	120/12
60	B10	Euro.	S4716	60B10/F	Frosted	120V	1500	672	CC-2V	3 3/4"	Card/2	120/12



Turn-Tip *Candelabra Base*

ALLURA®

Carded Bulbs

2500 Hours / 130 Volt

carded lamps

Clear

A3573 15 Watt

Packing: 2 Bulbs/Card
120 Cards/Master,
10 Cards/Inner



Clear

A3574 25 Watt

Packing: 2 Bulbs/Card
120 Cards/Master,
10 Cards/Inner



Clear

A3562 60 Watt

Packing: 2 Bulbs/Card
120 Cards/Master,
10 Cards/Inner



Clear

A3575 40 Watt

Packing: 2 Bulbs/Card
120 Cards/Master,
10 Cards/Inner



Not Shown Actual Size

Watts	Bulb Type	Base	Satco Order No.	Lamp Code	Finish	Volts	Avg. Rated Hours	Lumens	Filament	M.O.L.	Pack. Type	Mst. Ctn./ Inner Pack
15	CA-8	Cand.	A3573	15CA8	Clear	130V	2500	95	C-7A	3 5/8"	Card/2	120/10
25	CA-8	Cand.	A3574	25CA8	Clear	130V	2500	360	CC-2V	3 5/8"	Card/2	120/10
40	CA-9 1/2	Cand.	A3575	40CA9 1/2	Clear	130V	2500	370	CC-2V	3 15/16"	Card/2	120/10
60	CA-10	Cand.	A3562	60CA10	Clear	130V	2500	642	CC-2V	4 1/4"	Card/2	120/10

2500 Hours / 130 Volt



Frosted
A3577 15 Watt
Packing: 2 Bulbs/Card
120 Cards/Master,
10 Cards/Inner



Frosted
A3578 25 Watt
Packing: 2 Bulbs/Card
120 Cards/Master,
10 Cards/Inner



Frosted
A3579 40 Watt
Packing: 2 Bulbs/Card
120 Cards/Master,
10 Cards/Inner



Frosted
A3563 60 Watt
Packing: 2 Bulbs/Card
120 Cards/Master,
10 Cards/Inner

Watts	Bulb Type	Base	Satco Order No.	Lamp Code	Finish	Volts	Avg. Rated Hours	Lumens	Filament	M.O.L.	Pack. Type	Mst. Ctn./ Inner Pack
15	CA-8	Cand.	A3577	15CA8	Frosted	130V	2500	90	C-7A	3 5/8"	Card/2	120/10
25	CA-8	Cand.	A3578	25CA8	Frosted	130V	2500	200	CC-2V	3 5/8"	Card/2	120/10
40	CA-9 1/2	Cand.	A3579	40CA9 1/2	Frosted	130V	2500	350	CC-2V	3 15/16"	Card/2	120/10
60	CA-10	Cand.	A3563	60CA10	Frosted	130V	2500	635	CC-2V	4 1/4"	Card/2	120/10

Carded lamps



Torpedo *Candelabra Base*

ALLURA®

Carded Bulbs

2500 Hours / 130 Volt

carded lamps

Clear

A3582 25 Watt

A3583 40 Watt

A3584 60 Watt

Packing: 2 Bulbs/Card
120 Cards/Master,
10 Cards/Inner



Frosted

A3585 25 Watt

A3586 40 Watt

A3587 60 Watt

Packing: 2 Bulbs/Card
120 Cards/Master,
10 Cards/Inner



White

A3588 25 Watt

A3589 40 Watt

A3590 60 Watt

Packing: 2 Bulbs/Card
120 Cards/Master,
10 Cards/Inner



Not Shown Actual Size

Watts	Bulb Type	Base	Satco Order No.	Lamp Code	Finish	Volts	Avg. Rated Hours	Lumens	Filament	M.O.L.	Pack. Type	Mst. Ctn./ Inner Pack
25	B9 1/2	Cand.	A3582	25B9 1/2	Clear	130V	2500	193	CC-2V	3 1/2"	Card/2	120/10
25	B9 1/2	Cand.	A3585	25B9 1/2/F	Frosted	130V	2500	193	CC-2V	3 1/2"	Card/2	120/10
25	B9 1/2	Cand.	A3588	25B9 1/2/W	White	130V	2500	163	CC-2V	3 1/2"	Card/2	120/10
40	B9 1/2	Cand.	A3583	40B9 1/2	Clear	130V	2500	384	CC-2V	3 1/2"	Card/2	120/10
40	B9 1/2	Cand.	A3586	40B9 1/2/F	Frosted	130V	2500	384	CC-2V	3 1/2"	Card/2	120/10
40	B9 1/2	Cand.	A3589	40B9 1/2/W	White	130V	2500	328	CC-2V	3 1/2"	Card/2	120/10
60	B10	Cand.	A3584	60B10	Clear	130V	2500	642	CC-2V	3 3/4"	Card/2	120/10
60	B10	Cand.	A3587	60B10/F	Frosted	130V	2500	642	CC-2V	3 3/4"	Card/2	120/10
60	B10	Cand.	A3590	60B10/W	White	130V	2500	564	CC-2V	3 3/4"	Card/2	120/10

2500 Hours / 130 Volt



Clear

- A3564** 25 Watt
- A3565** 40 Watt
- A3566** 60 Watt

Packing: 2 Bulbs/Card
120 Cards/Master,
10 Cards/Inner



Frosted

- A3567** 25 Watt
- A3568** 40 Watt
- A3569** 60 Watt

Packing: 2 Bulbs/Card
120 Cards/Master,
10 Cards/Inner



Shown Actual Size

Watts	Bulb Type	Base	Salco Order No.	Lamp Code	Finish	Volts	Avg. Rated Hours	Lumens	Filament	M.O.L.	Pack. Type	Mst. Ctn./ Inner Pack
25	CA-10	Med.	A3564	25CA10	Clear	130V	2500	210	CC-2V	4 1/4"	Card/2	120/10
25	CA-10	Med.	A3567	25CA10/F	Frosted	130V	2500	200	CC-2V	4 1/4"	Card/2	120/10
40	CA-10	Med.	A3565	40CA10	Clear	130V	2500	370	CC-2V	4 1/4"	Card/2	120/10
40	CA-10	Med.	A3568	40CA10/F	Frosted	130V	2500	360	CC-2V	4 1/4"	Card/2	120/10
60	CA-10	Med.	A3566	60CA10	Clear	130V	2500	650	CC-2V	4 1/4"	Card/2	120/10
60	CA-10	Med.	A3569	60CA10/F	Frosted	130V	2500	640	CC-2V	4 1/4"	Card/2	120/10

carded lamps

Torpedo *Medium Base*

Carded Bulbs **ALLURA**[®]

2500 Hours / 130 Volt

carded lamps



White

A3537 25 Watt
A3538 40 Watt
A3599 60 Watt
 Packing: 2 Bulbs/Card
 120 Cards/Master,
 10 Cards/Inner



Frosted

A3534 25 Watt
A3535 40 Watt
A3596 60 Watt
 Packing: 2 Bulbs/Card
 120 Cards/Master,
 10 Cards/Inner



Clear

A3531 25 Watt
A3532 40 Watt
A3593 60 Watt
 Packing: 2 Bulbs/Card
 120 Cards/Master,
 10 Cards/Inner

Shown Actual Size

Watts	Bulb Type	Base	Salco Order No.	Lamp Code	Finish	Volts	Avg. Rated Hours	Lumens	Filament	M.O.L.	Pack. Type	Mst. Ctn./ Inner Pack
25	B11	Med.	A3531	25B11	Clear	130V	2500	210	CC-2V	3 7/8"	Card/2	120/10
25	B11	Med.	A3534	25B11/F	Frosted	130V	2500	200	CC-2V	3 7/8"	Card/2	120/10
25	B11	Med.	A3537	25B11/W	White	130V	2500	160	CC-2V	3 7/8"	Card/2	120/10
40	B11	Med.	A3532	40B11	Clear	130V	2500	370	CC-2V	3 7/8"	Card/2	120/10
40	B11	Med.	A3535	40B11/F	Frosted	130V	2500	360	CC-2V	3 7/8"	Card/2	120/10
40	B11	Med.	A3538	40B11/W	White	130V	2500	320	CC-2V	3 7/8"	Card/2	120/10
60	B11	Med.	A3593	60B11	Clear	130V	2500	650	CC-2V	3 7/8"	Card/2	120/10
60	B11	Med.	A3596	60B11/F	Frosted	130V	2500	640	CC-2V	3 7/8"	Card/2	120/10
60	B11	Med.	A3599	60B11/W	White	130V	2500	550	CC-2V	3 7/8"	Card/2	120/10

Candelabra Base Globe

Carded Bulbs

1500 Hours / 120 Volt



G16 1/2 2 1/8"

Clear
Candelabra Base
(120 Volt)

- S3726** 15 Watt
- S3727** 25 Watt
- S3728** 40 Watt
- S3771** 60 Watt

Packing: 2 Bulbs/Card
120 Cards/Master,
10 Cards/Inner



G16 1/2 2 1/8"

Satin White
Candelabra Base
(120 Volt)

- S3752** 15 Watt
- S3753** 25 Watt
- S3754** 40 Watt
- S3772** 60 Watt

Packing: 2 Bulbs/Card
120 Cards/Master,
10 Cards/Inner



G12 1 1/2"

Satin White
Candelabra Base
(120 Volt)

- S3755** 10 Watt
- S3750** 15 Watt
- S3751** 25 Watt

Packing: 2 Bulbs/Card
120 Cards/Master,
10 Cards/Inner

Shown Actual Size

Watts	Bulb Type	Base	Satco Order No.	Lamp Code	Finish	Volts	Avg. Rated Hours	Lumens	Filament	M.O.L.	Pack. Type	Mst.Ctn./Inner Pack
10	G12	Cand.	S3755	10G12/W	Sat. White	120V	1500	60	C7A	2 3/8"	Card/2	120/10
15	G12	Cand.	S3750	15G12/W	Sat. White	120V	1500	94	C7A	2 3/8"	Card/2	120/10
15	G16 1/2	Cand.	S3726	15G16 1/2	Clear	120V	1500	114	C7A	3"	Card/2	120/10
15	G16 1/2	Cand.	S3752	15G16 1/2/W	Sat. White	120V	1500	94	C7A	3"	Card/2	120/10
25	G12	Cand.	S3751	25G12/W	Sat. White	120V	1500	202	C7A	2 3/8"	Card/2	120/10
25	G16 1/2	Cand.	S3727	25G16 1/2	Clear	120V	1500	232	CC-2V	3"	Card/2	120/10
25	G16 1/2	Cand.	S3753	25G16 1/2/W	Sat. White	120V	1500	202	CC-2V	3"	Card/2	120/10
40	G16 1/2	Cand.	S3728	40G16 1/2	Clear	120V	1500	384	CC-2V	3"	Card/2	120/10
40	G16 1/2	Cand.	S3754	40G16 1/2/W	Sat. White	120V	1500	348	CC-2V	3"	Card/2	120/10
60	G16 1/2	Cand.	S3771	60G16 1/2	Clear	120V	1500	672	CC-2V	3"	Card/2	120/10
60	G16 1/2	Cand.	S3772	60G16 1/2/W	Sat. White	120V	1500	630	CC-2V	3"	Card/2	120/10

Carded Lamps



Globe Brass Base

Carded Bulbs



carded lamps

G14 Clear
E14 Euro Base
(130 Volt)
S4707 40 Watt
Packing: 2 Bulbs /Card
120 Cards/Master,
10 Cards/Inner



G14 White
E14 Euro Base
(130 Volt)
S4708 40 Watt
Packing:
2 Bulbs /Card
120 Cards/Master,
10 Cards/Inner



G16^{1/2} Globe Light Clear
Medium Base 120V
S4538 25 Watt Clear
S4539 40 Watt Clear
S4540 60 Watt Clear
Packing: 1/Card
120/Master, 10/Inner



G16^{1/2} Globe Light White
Medium Base 120V
S4541 25 Watt White
S4542 40 Watt White
S4543 60 Watt White
Packing: 1/Card
120/Master, 10/Inner



G17 Frosted
Medium Base
(130 Volt)
S4709 40 Watt
Packing: 1 Bulb /Card
120 Cards/Master,
10 Cards/Inner




G17 White
Medium Base
(130 Volt)
S4710 40 Watt
Packing:
1 Bulb /Card
120 Cards/Master,
10 Cards/Inner



Not Shown Actual Size

Watts	Bulb Type	Base	Satco Order No.	Lamp Code	Finish	Volts	Avg. Rated Hours	Lumens	Filament	M.O.L.	Pack. Type	Mst. Ctn./ Inner Pack
40	G14	Euro	S4707	40G14	Clear	130V	1000	360	CC-2V	2 5/8"	Card/2	120/10
40	G14	Euro	S4708	40G14/W	White	130V	1000	320	CC-2V	2 5/8"	Card/2	120/10
25	G16	Med.	S4538	25G16	Clear	120V	1500	210	CC-2V	3 1/4"	Card/1	120/10
25	G16	Med.	S4541	25G16/W	White	120V	1500	160	CC-2V	3 1/4"	Card/1	120/10
40	G16	Med.	S4539	40G16	Clear	120V	1500	370	CC-2V	3 1/4"	Card/1	120/10
40	G16	Med.	S4542	40G16/W	White	120V	1500	320	CC-2V	3 1/4"	Card/1	120/10
60	G16	Med.	S4540	60G16	Clear	120V	1500	650	CC-2V	3 1/4"	Card/1	120/10
60	G16	Med.	S4543	60G16/W	White	120V	1500	550	CC-2V	3 1/4"	Card/1	120/10
40	G17	Med.	S4709	40G17/F	Frosted	130V	1000	348	CC-2V	3 1/4"	Card/1	120/10
40	G17	Med.	S4710	40G17/W	White	130V	1000	348	CC-2V	3 1/4"	Card/1	120/10

2500 Hours / 130 Volt



Clear
Candelabra Base
(130 Volt)
A3521 15 Watt
A3522 25 Watt
A3523 40 Watt
Packing: 2 Bulbs/Card
120 Cards/Master,
10 Cards/Inner



Satin White
Candelabra Base
(130 Volt)
A3524 15 Watt
A3525 25 Watt
A3526 40 Watt
Packing: 2 Bulbs/Card
120 Cards/Master,
10 Cards/Inner



Shown Actual Size

Watts	Bulb Type	Base	Satco Order No.	Lamp Code	Finish	Volts	Avg. Rated Hours	Lumens	Filament	M.O.L.	Pack. Type	Mst.Ctn./ Inner Pack
15	G16 1/2	Cand.	A3521	15G16 1/2	Clear	130V	2500	98	C7A	3"	Card/2	120/10
15	G16 1/2	Cand.	A3524	15G16 1/2/W	White	130V	2500	83	C7A	3"	Card/2	120/10
25	G16 1/2	Cand.	A3522	25G16 1/2	Clear	130V	2500	186	C7A	3"	Card/2	120/10
25	G16 1/2	Cand.	A3525	25G16 1/2/W	White	130V	2500	162	C7A	3"	Card/2	120/10
40	G16 1/2	Cand.	A3523	40G16 1/2	Clear	130V	2500	360	CC-2V	3"	Card/2	120/10
40	G16 1/2	Cand.	A3526	40G16 1/2/W	White	130V	2500	325	CC-2V	3"	Card/2	120/10

carded lamps



Carded Bulbs

4000 Hours / 120 Volt

carded lamps



C11 Satin

Candelabra Base
(120 Volt)

- S2703** 25 Watt
- S2704** 40 Watt
- S2705** 60 Watt

Packing: 1 Bulb/Card
120 Cards/Master,
12 Cards/Inner



C11 Amber

Candelabra Base
(120 Volt)

- S2706** 25 Watt
- Packing: 1 Bulb/Card
120 Cards/Master,
12 Cards/Inner



C15

Medium Base
(120 Volt)

- S2713** 25 Watt
- S2714** 40 Watt
- S2715** 60 Watt
- S2716** 40 Watt Amber


Packing: 1 Bulb/Card
120 Cards/Master,
12 Cards/Inner

Shown Actual Size

Watts	Bulb Type	Base	Satco Order No.	Lamp Code	Finish	Volts	Avg. Rated Hours	Lumens	Filament	M.O.L.	Pack. Type	Mst.Ctn./ Inner Pack
25	C11	Cand.	S2703	25C11	Satin	120V	4000	160	C-7A	4"	Card/1	120/12
25	C11	Cand.	S2706	25C11/A	Amber	120V	4000	-	C-7A	4"	Card/1	120/12
40	C11	Cand.	S2704	40C11	Satin	120V	4000	316	C-7A	4"	Card/1	120/12
60	C11	Cand.	S2705	60C11	Satin	120V	4000	600	C-7A	4"	Card/1	120/12
25	C15	Med.	S2713	25C15	Satin	120V	4000	160	C-9	4 1/2"	Card/1	120/12
40	C15	Med.	S2714	40C15	Satin	120V	4000	316	C-9	4 1/2"	Card/1	120/12
40	C15	Med.	S2716	40C15/A	Amber	120V	4000	316	C-9	4 1/2"	Card/1	120/12
60	C15	Med.	S2715	60C15	Satin	120V	4000	606	C-9	4 1/2"	Card/1	120/12

1500 Hours

Not Shown Actual Size



Clear

S2760 15 Watt
S2771 25 Watt



White

S2761 15 Watt
S2772 25 Watt



Aurora

S2773 25 Watt



Amber

S2774 25 Watt



F10

Candelabra Base
(120 Volt)

Packing: 2 Bulbs to a Card
120 Cards /Master, 12 Cards / Inner

Watts	Bulb Type	Base	Satco Order No.	Lamp Code	Finish	Volts	Avg. Rated Hours	Lumens	Filament	M.O.L.	Pack. Type	Mst.Ctn./ Inner Pack
15	F10	Cand.	S2760	15F10	Clear	120V	1500	110	C-7A	3 1/16"	Card/2	120/12
15	F10	Cand.	S2761	15F10/W	White	120V	1500	90	C-7A	3 1/16"	Card/2	120/12
25	F10	Cand.	S2771	25F10	Clear	120V	1500	195	C-7A	3 1/16"	Card/2	120/12
25	F10	Cand.	S2772	25F10/W	White	120V	1500	185	C-7A	3 1/16"	Card/2	120/12
25	F10	Cand.	S2773	25F10/AU	Aurora	120V	1500	190	C-7A	3 1/16"	Card/2	120/12
25	F10	Cand.	S2774	25F10/A	Amber	120V	1500	-	C-7A	3 1/16"	Card/2	120/12



F15 Flame Brass Base



Carded Bulbs

1500 Hours

carded lamps



F15

Medium Base
(120 Volt)

- S2763** 25 Watt Clear
- S2767** 40 Watt Clear
- S2764** 25 Watt White
- S2768** 40 Watt White
- S2765** 25 Watt Aurora
- S2769** 40 Watt Aurora
- S2770** 40 Watt Amber

Packing: 2 Bulbs to a Card
120 Cards/Master,
12 Cards/Inner



White



Clear




Aurora



Amber

Not Shown Actual Size

Watts	Bulb Type	Base	Satco Order No.	Lamp Code	Finish	Volts	Avg. Rated Hours	Lumens	Filament	M.O.L.	Pack. Type	Mst. Ctn./ Inner Pack
25	F15	Med.	S2763	25F15	Clear	120V	1500	225	CC-9	4 1/2"	Card/2	120/12
25	F15	Med.	S2764	25F15/W	White	120V	1500	195	CC-9	4 1/2"	Card/2	120/12
25	F15	Med.	S2765	25F15/AU	Aurora	120V	1500	200	CC-9	4 1/2"	Card/2	120/12
40	F15	Med.	S2767	40F15	Clear	120V	1500	420	CC-9	4 1/2"	Card/2	120/12
40	F15	Med.	S2768	40F15/W	White	120V	1500	372	CC-9	4 1/2"	Card/2	120/12
40	F15	Med.	S2769	40F15/AU	Aurora	120V	1500	420	CC-9	4 1/2"	Card/2	120/12
40	F15	Med.	S2770	40F15/A	Amber	120V	1500	-	CC-9	4 1/2"	Card/2	120/12



Krypton

**Torpedo
Clear**

Candelabra Base
(120 Volt)

S3716 25 Watt

S3717 40 Watt

S3718 60 Watt

Packing: Card/2
120/Master, 10/Inner

Krypton

decorative bulbs

create a brilliant sparkle,
similar to the look of halogen .

Excellent for use in crystal
chandeliers and fixtures with
decorative glassware.

Additionally , krypton bulbs
last longer than conventional
lamps and maintain their
lumen output during the
full course of their life.



Diamond Cut

**Torpedo
Clear**

Candelabra Base
(120 Volt)

S3725 40 Watt

Packing: Card/2
120/Master, 10/Inner

Diamond Cut

decorative bulbs

simulate the look of an
illuminated crystal prism.
These lamps will add a
unique effect when used
with crystal chandeliers.



Silicone

S4520 5 Watt
Packing: Card/2
144/Master, 12/Inner

Silicone

decorative bulbs

silicone dipped,
perfect for decorative
candle sconces and
portable candle lamps.

Not Shown Actual Size

Watts	Bulb Type	Base	Satco Order No.	Lamp Code	Finish	Volts	Avg. Rated Hours	Lumens	Filament	M.O.L.	Pack. Type	Mst.Ctn./ Inner Pack
5	C7	Cand.	S4520	5C7	Silicone	120V	1000	10	C-7A	2 1/2+"	Card/2	144/12
25	B9 1/2	Cand.	S3716	KR25B9 1/2	Clear	120V	2500	210	CC-2V	3 7/8"	Card/2	120/10
40	B9 1/2	Cand.	S3717	KR40B9 1/2	Clear	120V	2500	370	CC-2V	3 7/8"	Card/2	120/10
60	B10	Cand.	S3718	KR60B10	Clear	120V	2500	640	CC-2V	3 7/8"	Card/2	120/10
40	B9 1/2	Cand.	S3725	40B9 1/2/DIA	Clear	120V	1500	370	CC-2V	3 7/8"	Card/2	120/10

Ceiling *Brass Base* Fan Bulbs



2000 Hours

- High temperature base cement
- Vibration resistant filament

carded lamps



Clear



Frosted

S4740 40 Watt
S4741 60 Watt
Packing: 2 Bulbs/Card
120 Cards/Master,
10 Cards/Inner

S4742 40 Watt
S4743 60 Watt
Packing: 2 Bulbs/Card
120 Cards/Master,
10 Cards/Inner

Shown Actual Size

Watts	Bulb Type	Base	Satco Order No.	Lamp Code	Finish	Volts	Avg. Rated Hours	Lumens	Filament	M.O.L.	Pack. Type	Mst. Ctn./ Inner Pack
40	B11	Med.	S4740	40B11/Fan	Clear	120V	2000	370	CC-2V	3 7/8"	Card/2	120/10
40	B11	Med.	S4742	40B11/Fan/F	Frosted	120V	2000	360	CC-2V	3 7/8"	Card/2	120/10
60	B11	Med.	S4741	60B11/Fan	Clear	120V	2000	650	CC-2V	3 7/8"	Card/2	120/10
60	B11	Med.	S4743	60B11/Fan/F	Frosted	120V	2000	640	CC-2V	3 7/8"	Card/2	120/10



Brass Base Prismatic

1500 Hours / 120 Volt

Carded Bulbs



Aurora



Frosted



Clear

Candelabra Base
(120 Volt)

S3748 25 Watt
S3749 40 Watt

Packing:
2 Bulbs to a Card
120 Cards/Master,
12 Cards/Inner

Candelabra Base
(120 Volt)

S3746 25 Watt
S3747 40 Watt

Packing:
2 Bulbs to a Card
120 Cards/Master,
12 Cards/Inner

Candelabra Base
(120 Volt)

S3744 25 Watt
S3745 40 Watt

Packing:
2 Bulbs to a Card
120 Cards/Master,
12 Cards/Inner

*Not Shown
Actual Size*

Watts	Bulb Type	Base	Satco Order No.	Lamp Code	Finish	Avg. Rated Volts	Hours	Lumens	Filament	M.O.L.	Pack. Type	Mst. Ctn./ Inner Pack
25	HX-101/2	Cand.	S3744	25HX101/2	Clear	120V	1500	175	C-7A	4 15/16"	Card/2	120/12
25	HX-101/2	Cand.	S3746	25HX101/2/F	Frosted	120V	1500	175	C-7A	4 15/16"	Card/2	120/12
25	HX-101/2	Cand.	S3748	25HX101/2/AU	Aurora	120V	1500	175	C-7A	4 15/16"	Card/2	120/12
40	HX-101/2	Cand.	S3745	40HX101/2	Clear	120V	1500	360	C-7A	4 15/16"	Card/2	120/12
40	HX-101/2	Cand.	S3747	40HX101/2/F	Frosted	120V	1500	360	C-7A	4 15/16"	Card/2	120/12
40	HX-101/2	Cand.	S3749	40HX101/2/AU	Aurora	120V	1500	360	C-7A	4 15/16"	Card/2	120/12

Carded lamps

Carded Bulbs

1000 Hours /120 Volt



Candelabra Base
S3756 3 Watt



Candelabra Base
S3759 3 Watt



Medium Base
S3757 3 Watt



Medium Base
S3760 3 Watt



Candelabra Base
S3761 3 Watt



Shown
Actual Size

Packing:
1 Bulb to a Card
120 Cards/Master,
12 Cards/Inner

Watts	Bulb Type	Base	Satco Order No.	Lamp Code	Finish	Volts	Avg. Rated Hours	Lumens	Filament	M.O.L.	Pack. Type	Mst.Ctn./ Inner Pack
3	CA-5 1/2	Cand.	S3761	3CA5 1/2/FLK	Clear	120V	1000	-	Flicker	3 1/4"	Card/1	120/12
3	CA-8	Cand.	S3756	3CA8/FLK	Clear	120V	1000	-	Flicker	3 7/8"	Card/1	120/12
3	B-9 1/2	Cand.	S3759	3B9 1/2/FLK	Clear	120V	1000	-	Flicker	3 1/2"	Card/1	120/12
3	CA-10	Med.	S3757	3CA10/FLK	Clear	120V	1000	-	Flicker	4 1/16"	Card/1	120/12
3	CA-9	Med.	S3760	3CA9/FLK	Clear	120V	1000	-	Flicker	4 9/16"	Card/1	120/12

carded lamps



T6 1/2



T6 1/2



T10



Intermediate Base
(130 Volt)
S3709 25 Watt Clear
S3708 25 Watt Frosted
S3710 40 Watt Clear
S3712 40 Watt Frosted
 Packing: 1 Bulb to a Card
 120 Cards/Master,
 10 Cards/Inner

D.C. Bayonet Base
(130 Volt)
S3711 25 Watt Clear
S3713 25 Watt Frosted
 Packing:
 1 Bulb to a Card
 120 Cards/Master,
 10 Cards/Inner

Medium Base
(120 Volt)
S3700 25 Watt Clear
S3701 25 Watt Frosted
S3702 40 Watt Clear
S3703 40 Watt Frosted
S3704 60 Watt Clear
S3705 60 Watt Frosted
 Packing: 1 Bulb to a Card
 120 Cards/Master,
 10 Cards/Inner

Not Shown
Actual Size

Watts	Bulb Type	Base	Satco Order No.	Lamp Code	Finish	Volts	Avg. Rated Hours	Lumens	Filament	M.O.L.	Pack. Type	Mst. Ctn./Inner Pack
25	T6 1/2	DC Bay	S3711	25T6 1/2 DC	Clear	130V	1500	180	C-8	5 3/8"	Card/1	120/10
25	T6 1/2	DC Bay	S3713	25T6 1/2 DC/F	Frosted	130V	1500	170	C-8	5 3/8"	Card/1	120/10
25	T6 1/2	Int.	S3709	25T6 1/2 N	Clear	130V	1500	180	C-8	5 3/8"	Card/1	120/10
25	T6 1/2	Int.	S3708	25T6 1/2 N/F	Frosted	130V	1500	170	C-8	5 3/8"	Card/1	120/10
40	T6 1/2	Int.	S3710	40T6 1/2 N	Clear	130V	1500	350	C-8	5 3/8"	Card/1	120/10
40	T6 1/2	Int.	S3712	40T6 1/2 N/F	Frosted	130V	1500	340	C-8	5 3/8"	Card/1	120/10
25	T10	Med.	S3700	25T10	Clear	120V	1000	210	C-5V	5 3/16"	Card/1	120/10
25	T10	Med.	S3701	25T10/F	Frosted	120V	1000	200	C-5V	5 3/16"	Card/1	120/10
40	T10	Med.	S3702	40T10	Clear	120V	1000	300	C-5V	5 3/16"	Card/1	120/10
40	T10	Med.	S3703	40T10/F	Frosted	120V	1000	290	C-5V	5 3/16"	Card/1	120/10
60	T10	Med.	S3704	60T10	Clear	120V	1000	490	C-5V	5 3/16"	Card/1	120/10
60	T10	Med.	S3705	60T10/F	Frosted	120V	1000	480	C-5V	5 3/16"	Card/1	120/10

Carded lamps

Specialty Carded Bulbs



Not Shown Actual Size



**Hi Intensity
S3723**
12 Watt/15CP
SC Bayonet Base
12-16V
Dom. Code #93
Packing: 2 /Card
240/Master, 20/Inner



**Hi Intensity
S3729**
40 Watt
Intermediate Base
115-125V
Dom. Code #40S11N
Packing: 2 /Card
240/Master, 20/Inner



**Hi Intensity
S3724**
24 Watt/32 CP
SC Bayonet Base
6-8V
Dom. Code #1133
Packing: 2 /Card
240/Master, 20/Inner



7 1/2 S11
Medium Base
(120 Volt)
S3794 7 1/2 Watt Clear
S3795 7 1/2 Watt White
Packing: 1 Bulb/Card
240 Cards/Master,
20 Cards/Inner



**S11 Ceramic
Colored Bulbs**
Medium Base 120V
S4508 7 1/2 Watt Blue
S4509 7 1/2 Watt Green
S4510 7 1/2 Watt Orange
S4511 7 1/2 Watt Red
S4512 7 1/2 Watt Yellow
Packing: 1/Card
120/Master, 10/Inner



**S14 Ceramic
Colored Bulbs**
Medium Base 130V
S4560 11 Watt Yellow
S4561 11 Watt Red
S4562 11 Watt Green
S4563 11 Watt Blue
S4564 11 Watt Orange
S4565 11 Watt Clear
S4566 11 Watt White
Packing: 1/Card
120/Master, 10/Inner



Watts	Bulb Type	Base	Satco Order No.	Lamp Code	Finish	Volts	Avg. Rated Hours	Lumens	Filament	M.O.L.	Pack. Type	Mst. Ctn./ Inner Pack
7 1/2	S11	Med.	S3794	7 1/2 S11	Clear	120V	2500	40	C-7A	2 1/4"	Card/1	240/20
7 1/2	S11	Med.	S3795	7 1/2 S11/W	White	120V	2500	20	C-7A	2 1/4"	Card/1	240/20
7 1/2	S11	Med.	S4508	7 1/2 S11/B	Blue	120V	2500	-	C-7A	2 1/4"	1/Card	120/10
7 1/2	S11	Med.	S4509	7 1/2 S11/G	Green	120V	2500	-	C-7A	2 1/4"	1/Card	120/10
7 1/2	S11	Med.	S4510	7 1/2 S11/O	Orange	120V	2500	-	C-7A	2 1/4"	1/Card	120/10
7 1/2	S11	Med.	S4511	7 1/2 S11/R	Red	120V	2500	-	C-7A	2 1/4"	1/Card	120/10
7 1/2	S11	Med.	S4512	7 1/2 S11/Y	Yellow	120V	2500	-	C-7A	2 1/4"	1/Card	120/10
11	S14	Med.	S4560	11S14/Y	Yellow	130V	2500	80	CC-9	3 1/2"	1/Card	120/10
11	S14	Med.	S4561	11S14/R	Red	130V	2500	65	CC-9	3 1/2"	1/Card	120/10
11	S14	Med.	S4562	11S14/G	Green	130V	2500	-	CC-9	3 1/2"	1/Card	120/10
11	S14	Med.	S4563	11S14/B	Blue	130V	2500	-	CC-9	3 1/2"	1/Card	120/10
11	S14	Med.	S4564	11S14/O	Orange	130V	2500	-	CC-9	3 1/2"	1/Card	120/10
11	S14	Med.	S4565	11S14	Clear	130V	2500	-	CC-9	3 1/2"	1/Card	120/10
11	S14	Med.	S4566	11S14/W	White	130V	2500	-	CC-9	3 1/2"	1/Card	120/10
12	S8	S.C BAY/BA15S	S3723	12S8/93	Clear	12-16V	300	190	C-6	2 "	2/Card	240/20
24	RP11	S.C BAY/BA15S	S3724	24RP11/33	Clear	6-8V	300	400	C-6	2 1/4"	2/Card	240/20
40	S11	E17/Int.	S3729	40S11/N	Clear	115/125V	1500	370	CC-2V	2 3/8"	1/Card	240/20

carded lamps

Night Light & Appliance Bulbs *Carded*



40A15/60A15

Medium Base
(130 Volt)
S3720 40 Watt Clear
S3721 40 Watt Frosted
S3739 60 Watt Clear
S3740 60 Watt Frosted
 Packing: 1 Bulb/Card
 240 Cards/Master,
 20 Cards/Inner



7C7 & 4C7

Candelabra Base
(120 Volt)

Two Pack

S3797 4 Watt Clear
S3791 7 Watt Clear
S3792 7 Watt White

Packing: 2 Bulbs/Card
 400 Cards/Master,
 20 Cards/Inner

Four Pack

S4724 4 Watt Clear
S4725 7 Watt Clear
S4726 7 Watt White

Packing: 4 Bulbs/Card
 48 Cards/Master,
 12 Cards/Inner

Not Shown
Actual Size



Watts	Bulb Type	Base	Satco Order No.	Lamp Code	Finish	Volts	Avg. Rated Hours	Lumens	Filament	M.O.L.	Pack. Type	Mst. Ctn./Inner Pack
4	C7	Cand.	S3797	4C7	Clear	120V	3000	16	C-7A	2 1/8"	Card/2	400/20
4	C7	Cand.	S4724	4C7	Clear	120V	3000	16	C-7A	2 1/8"	Card/4	48/12
7	C7	Cand.	S3791	7C7	Clear	120V	3000	35	C-7A	2 1/8"	Card/2	400/20
7	C7	Cand.	S3792	7C7/W	White	120V	3000	20	C-7A	2 1/8"	Card/2	400/20
7	C7	Cand.	S4725	7C7	Clear	120V	3000	35	C-7A	2 1/8"	Card/4	48/12
7	C7	Cand.	S4726	7C7/W	White	120V	3000	20	C-7A	2 1/8"	Card/4	48/12
40	A15	Med.	S3720	40A15	Clear	130V	2500	290	C-9	3 1/2"	Card/1	240/20
40	A15	Med.	S3721	40A15/F	Frosted	130V	2500	280	C-9	3 1/2"	Card/1	240/20
60	A15	Med.	S3739	60A15	Clear	130V	2500	580	C-9	3 1/2"	Card/1	240/20
60	A15	Med.	S3740	60A15/F	Frosted	130V	2500	530	C-9	3 1/2"	Card/1	240/20

Carded lamps

Specialty Bulbs



Carded

2500 Hours / 130 Volt

Clear Appliance, Indicator, Switchboard & Night Light



Indicator Bulb

S4722 15 Watt
Int. Base/130 Volt
Dom. Code #15T7/N



Appliance Bulb

S4718 15 Watt
Cand. Base/130 Volt
Dom. Code #15T7C



Indicator Bulb

S4719 15 Watt
D.C. Bay. Base/130 Volt
Dom. Code #15T7/DC



Appliance Bulb

S4720 25 Watt
Int. Base/130 Volt
Dom. Code #25T8N



Indicator Bulb

S4721 25 Watt
D.C. Bay. Base/130 Volt
Dom. Code #25T8DC



**Microwave
Oven Bulb**
S3917 40 Watt
Int. Base/130 Volt
Dom. Code #40T8N



Indicator Bulb
S4717 6 Watt
Cand. Base/130 Volt
Dom. Code #6S6

Packing:
2 Bulb/Card
120 Cards/Master,
12 Cards/Inner

Packing:
1 Bulb/Card
120 Cards/Master,
12 Cards/Inner

Shown Actual Size

Watts	Bulb Type	Base	Satco Order No.	Lamp Code	Finish	Volts	Avg. Rated Hours	Lumens	Filament	M.O.L.	Pack. Type	Mst. Ctn./ Inner Pack
6	S6	Cand.	S4717	6S6	Clear	130V	2500	30	C-7A	1 7/8"	Card/2	120/12
15	T7	Cand.	S4718	15T7/C	Clear	130V	2500	95	C-5A	2 1/4"	Card/1	120/12
15	T7	Int.	S4722	15T7/N	Clear	130V	2500	95	C-5A	2 1/4"	Card/1	120/12
15	T7	DC Bayonet	S4719	15T7/DC	Clear	130V	2500	95	C-5A	2 1/4"	Card/1	120/12
25	T8	Int.	S4720	25T8/N	Clear	130V	2500	190	C-5A	2 5/8"	Card/1	120/12
25	T8	DC Bayonet	S4721	25T8/DC	Clear	130V	2500	190	C-5A	2 5/8"	Card/1	120/12
40	T8	Int.	S3917	40T8N	Clear	130V	2500	370	CC-2V	2 5/8"	Card/1	120/12

carded lamps

Carded R14 & R16

1500 Hours



R14

Medium Base
120 Volt

S4704 25 Watt
S4705 40 Watt

Packing: 1 Bulb/Card
120 Cards/Master,
10 Cards/Inner



R14

Intermediate Base
120 Volt

S4700 25 Watt
S4701 40 Watt

Packing: 1 Bulb/Card
120 Cards/Master,
10 Cards/Inner



R16

Medium Base
120 Volt

S4702 40 Watt

Packing: 1 Bulb/Card
120 Cards/Master,
10 Cards/Inner



R14

Euro. (Mignon) Base
130 Volt

S4706 40 Watt

Packing: 1 Bulb/Card
120 Cards/Master,
10 Cards/Inner

Not Shown Actual Size

Watts	Bulb Type	Base	Satco Order No.	Lamp Code	Finish	Volts	Avg. Rated Hours	Lumens	Filament	M.O.L.	Pack. Type	Mst. Ctn./ Inner Pack
25	R14	Int.	S4700	25R14N	Lt. Frost	120V	1500	135	CC2V	2 5/8"	Card/1	120/10
25	R14	Med.	S4704	25R14	Lt. Frost	120V	1500	135	CC2V	2 5/8"	Card/1	120/10
40	R14	Euro	S4706	40R14	Lt. Frost	130V	1500	280	CC2V	2 5/8"	Card/1	120/10
40	R14	Int.	S4701	40R14N	Lt. Frost	120V	1500	280	CC2V	2 5/8"	Card/1	120/10
40	R14	Med.	S4705	40R14	Lt. Frost	120V	1500	280	CC2V	2 5/8"	Card/1	120/10
40	R16	Med.	S4702	40R16	Frost	120V	1500	280	C-9	3 7/16"	Card/1	120/10



Halogen MR11 & MR16



Carded Lamps

UV all carded
PROTECTED halogen
NO HARMFUL items feature
ULTRAVIOLET UV protection
RAY S

2000 Hours

carded lamps



MR11

12 Volt Bi-Pin Base
 JRM Type

Promotional
 2/Pack

- S3464** 20 Watt SP FTC
- S3465** 20 Watt NFL FTD
- S3466** 35 Watt SP FTF
- S3467** 35 Watt NFL FTH

- S3424** 20 Watt NFL FTD
- S3425** 35 Watt NFL FTH

Packing:
 1 Bulb/Card
 12 Cards/Master,

Packing:
 2 Bulbs/Card
 12 Cards/Master



MR16

12 Volt Bi-Pin Base
 JR Type

- S3460** 20 Watt SP ESX
- S3461** 20 Watt FL BAB
- S3462** 50 Watt SP EXT
- S3463** 50 Watt FL EXN

Packing:
 1 Bulb/Card
 12 Cards/Master,

Not Shown Actual Size


Watts	Bulb Type	Base	Satco Order No.	Lamp Code	Beam	Volts	Avg. Rated Hours	CBCP	Filament	M.O.L.	Pack. Type	Mst. Ctn./ Inner Pack
20	MR11	GZ4	S3464	20MR11 FTC	SP 12°	12V	2000	1750	C-6	1 1/4"	Card/1	12
20	MR11	GZ4	S3465	20MR11 FTD	NFL 24°	12V	2000	700	C-6	1 1/4"	Card/1	12
20	MR11	GZ4	S3424	20MR11 FTD	NFL 24°	12V	2000	700	C-6	1 1/4"	Card/2	12
35	MR11	GZ4	S3466	35MR11 FTF	SP 12°	12V	2000	2500	C-6	1 1/4"	Card/1	12
35	MR11	GZ4	S3467	35MR11 FTH	NFL 24°	12V	2000	1550	C-6	1 1/4"	Card/1	12
35	MR11	GZ4	S3425	35MR11 FTH	NFL 24°	12V	2000	1550	C-6	1 1/4"	Card/2	12
20	MR16	GX5.3	S3460	20MR11 ESX	NSP 9°	12V	2000	4100	C-8	1 7/8"	Card/1	12
20	MR16	GX5.3	S3461	20MR11 BAB	FL 36°	12V	2000	700	C-6	1 7/8"	Card/1	12
50	MR16	GX5.3	S3462	50MR11 EXT	NSP 9°	12V	2000	10000	C-6	1 7/8"	Card/1	12
50	MR16	GX5.3	S3463	50MR11 EXN	FL 36°	12V	2000	1700	C-8	1 7/8"	Card/1	12

2000 Hours

all carded
halogen
items feature
UV protection



Carded Lamps



BA15D

Double Contact

- S3432** 75 Watt
- S3488** 100 Watt
- S3489** 150 Watt
- S3490** 250 Watt

Packing:
1 Bulb/Card
12 Cards/Master



E14

European Base

- S3491** 100 Watt
- S3492** 150 Watt
- S3493** 250 Watt

Packing:
1 Bulb/Card
12 Cards/Master



E11

Mini Can

- S3484** 75 Watt
- S3485** 100 Watt
- S3486** 150 Watt
- S3487** 250 Watt

Packing:
1 Bulb/Card
12 Cards/Master



Carded Lamps

Not Shown Actual Size

Watts	Bulb Type	Base	Satco Order No.	Lamp Code	Finish	Volts	Avg. Rated Hours	Lumens	Filament	M.O.L.	Pack. Type	Mst. Ctn./ Inner Pack
75	T4	E11	S3484	75Q/CL	Clear	120V	2000	1250	CC-8	2 11/16"	Card/1	12
75	T4	DC Bay	S3432	75Q/CL	Clear	120V	2000	1250	CC-8	2 13/32"	Card/1	12
100	T4	E11	S3485	100Q/CL	Clear	120V	2000	1600	CC-8	2 11/16"	Card/1	12
100	T4	DC Bay	S3488	100Q/CL	Clear	120V	2000	1600	CC-8	2 13/32"	Card/1	12
100	T4	E14	S3491	100Q/CL	Clear	120V	2000	1600	CC-8	2 15/16"	Card/1	12
150	T4	E11	S3486	150Q/CL	Clear	120V	2000	2400	CC-8	2 23/32"	Card/1	12
150	T4	DC Bay	S3489	150Q/CL	Clear	120V	2000	2400	CC-8	2 13/32"	Card/1	12
150	T4	E14	S3492	150Q/CL	Clear	120V	2000	2400	CC-8	3 1/32"	Card/1	12
250	T4.5	E11	S3487	250Q/CL	Clear	120V	2000	4350	CC-8	3 5/32"	Card/1	12
250	T4.5	DC Bay	S3490	250Q/CL	Clear	120V	2000	4350	CC-8	2 27/32"	Card/1	12
250	T4.5	E14	S3493	250Q/CL	Clear	120V	2000	4350	CC-8	3 11/32"	Card/1	12



Halogen



Carded Lamps



all carded halogen items feature UV protection

2000 Hours

12 Volt

Promotional
2/Pack

S3420 20 Watt

S3421 50 Watt

Packing: 2 Bulbs/Card
12 Cards/Master



12 Volt

S3459 10 Watt

S3468 20 Watt

S3469 35 Watt

S3470 50 Watt

S3471 75 Watt

Packing: 1 Bulb/Card
12 Cards/Master



120 Volt

G8 Base

S3540 35 Watt

S3541 50 Watt

S3542 75 Watt

S3543 100 Watt

120 Volt

G9 Base

S3544 35 Watt

S3545 50 Watt

S3546 75 Watt

S3547 100 Watt

Packing: 1 Bulb/Card
12 Cards/Master



G8 Base

G9 Base

GY6.35
Base

120 Volt

GY6.35 Base

S3418 35 Watt

S3427 50 Watt

S3428 75 Watt

S3419 100 Watt

Packing: 1 Bulb/Card
12 Cards/Master

Not Shown
Actual Size

Watts	Bulb Type	Base	Satco Order No.	Lamp Code	Finish	Volts	Avg. Rated Hours	Lumens	Filament	M.O.L.	Pack. Type	Carton
10	T3	G4	S3459	10T3	Clear	12V	2000	120	C-6	32mm	Card/1	12
20	T3	G4	S3468	20T3	Clear	12V	2000	320	C-6	32mm	Card/1	12
20	T3	G4	S3420	20T3	Clear	12V	2000	320	C-6	32mm	Card/2	12
35	T4	GY6.35	S3469	35T4	Clear	12V	2000	600	C-6	41mm	Card/1	12
35	T4	GY6.35	S3418	35T4	Clear	120V	2000	400	C-6	50mm	Card/1	12
35	T4	G8	S3540	35T4	Clear	120V	2000	400	C-6	46mm	Card/1	12
35	T4	G9	S3544	35T4	Clear	120V	2000	400	C-6	45mm	Card/1	12
50	T4	GY6.35	S3470	50T4	Clear	12V	2000	900	C-6	41mm	Card/1	12
50	T4	GY6.35	S3421	50T4	Clear	12V	2000	900	C-6	41mm	Card/2	12
50	T4	GY6.35	S3427	50T4	Clear	120V	2000	750	CC-8	50mm	Card/1	12
50	T4	G8	S3541	50T4	Clear	120V	2000	750	CC-8	46mm	Card/1	12
50	T4	G9	S3545	50T4	Clear	120V	2000	750	CC-8	45mm	Card/1	12
75	T4	GY6.35	S3471	75T4	Clear	12V	2000	1350	C-6	41mm	Card/1	12
75	T4	GY6.35	S3428	75T4	Clear	120V	2000	1250	CC-8	60mm	Card/1	12
75	T4	G8	S3542	75T4	Clear	120V	2000	1250	CC-8	58mm	Card/1	12
75	T4	G9	S3546	75T4	Clear	120V	2000	1250	CC-8	56mm	Card/1	12
100	T4	GY6.35	S3419	100T4	Clear	120V	2000	1600	CC-8	60mm	Card/1	12
100	T4	G8	S3543	100T4	Clear	120V	2000	1600	CC-8	58mm	Card/1	12
100	T4	G9	S3547	100T4	Clear	120V	2000	1600	CC-8	56mm	Card/1	12


carded lamps

2000 Hours

all carded
halogen
items feature
UV protection



Carded Lamps



JDR Lensed

**Medium
Screw Base**

- S3438** 75W Flood
- S3439** 100W Flood

**Intermediate
Screw Base**

- S3434** 75W Flood
- S3435** 100W Flood

Packing: 1 Bulb/Card
12 Cards/Master



Double -

JDD Envelope

Medium Base 120 Volt

- S3472** 75 Watt Clear
- S3473** 100 Watt Clear
- S3474** 150 Watt Clear
- S3475** 250 Watt Clear
- S3476** 75 Watt Frosted
- S3477** 100 Watt Frosted
- S3478** 150 Watt Frosted
- S3479** 250 Watt Frosted

Packing: 1 Bulb/Card
12 Cards/Master

**MR16 Twist Base
GU10 Base 120 Volt**

- S3500** 20 Watt
- S3501** 35 Watt
- S3502** 50 Watt

Packing: 12 Cards/Inner
120 Cards/Master



Not Shown Actual Size

carded lamps

Watts	Bulb Type	Base	Satco Order No.	Lamp Code	Finish	Volts	Avg. Rated Hours	Lumens	Filament	M.O.L.	Pack. Type	Carton
20	JCDR	GU10	S3500	20GU10/CL	Clear	120V	2000	1050	CC-8	1 7/8"	Card/1	12
35	JCDR	GU10	S3501	35GU10/CL	Clear	120V	2000	1000	CC-8	1 7/8"	Card/1	12
50	JCDR	GU10	S3502	50GU10/CL	Clear	120V	2000	1650	CC-8	1 7/8"	Card/1	12
75	T10	Med.	S3472	75T10Q/CL	Clear	120V	2000	1050	CC-8	4"	Card/1	12
75	T10	Med.	S3476	75T10Q/F	Frosted	120V	2000	1000	CC-8	4"	Card/1	12
75	JDR	INT.	S3434	75JDR/N/EXN	Clear	120V	2000	1650	CC-8	2 7/8"	Card/1	12
75	JDR	MED.	S3438	75JDR/EXN	Clear	120V	2000	1650	CC-8	2 7/8"	Card/1	12
100	JDR	INT.	S3435	100JDR/N/EXN	Clear	120V	2000	1950	CC-8	2 7/8"	Card/1	12
100	JDR	MED.	S3439	100JDR/EXN	Clear	120V	2000	1950	CC-8	2 7/8"	Card/1	12
100	T10	Med.	S3473	100T10Q/CL	Clear	120V	2000	1500	CC-8	4"	Card/1	12
100	T10	Med.	S3477	100T10Q/F	Frosted	120V	2000	1420	CC-8	4"	Card/1	12
150	T10	Med.	S3474	150T10Q/CL	Clear	120V	2000	2500	CC-8	4"	Card/1	12
150	T10	Med.	S3478	150T10Q/F	Frosted	120V	2000	2300	CC-8	4"	Card/1	12
250	T10	Med.	S3475	250T10Q/CL	Clear	120V	2000	4200	CC-8	4"	Card/1	12
250	T10	Med.	S3479	250T10Q/F	Frosted	120V	2000	3900	CC-8	4"	Card/1	12

Halogen *Double Ended* Carded Lamps



all carded
halogen
items feature
UV protection

2000 Hours



78MM J-Type (Short) 120V

S3480 100 Watt
S3481 150 Watt
S3482 200 Watt
S3426 250 Watt

Packing:
1 Bulb/Card
12 Cards/Master



118MM J-Type (Long) 120V

S3431 100 Watt
S3494 150 Watt
S3495 200 Watt
S3496 300 Watt

S3497 500 Watt
Packing:
1 Bulb/Card
12 Cards/Master



Flat Blade

145MM J-Type (Blade) 120V

S3429 300 Watt

Packing: 1 Bulb/Card
12 Cards/Master

Not Shown Actual Size

Watts	Bulb Type	Base	Satco Order No.	Lamp Code	Finish	Volts	Avg. Rated Hours	Lumens	Filament	M.O.L.	Pack. Type	Mst. Ctn./ Inner Pack
100	T3	RS7	S3480	100T3Q/CL	Clear	120V	2000	1650	C-8	3 1/8"	Card/1	12
150	T3	RS7	S3481	150T3Q/CL	Clear	120V	2000	2600	C-8	3 1/8"	Card/1	12
200	T3	RS7	S3482	200T3Q/CL	Clear	120V	2000	3200	C-8	3 1/8"	Card/1	12
250	T3	RS7	S3426	250T3Q/CL	Clear	120V	2000	3950	C-8	3 1/8"	Card/1	12
100	T3	RS7	S3431	100T3Q/CL	Clear	120V	2000	1650	C-8	4 11/16"	Card/1	12
150	T3	RS7	S3494	150T3Q/CL	Clear	120V	2000	2600	C-8	4 11/16"	Card/1	12
200	T3	RS7	S3495	200T3Q/CL	Clear	120V	2000	3200	C-8	4 11/16"	Card/1	12
300	T3	RS7	S3496	300T3Q/CL	Clear	120V	2000	5000	C-8	4 11/16"	Card/1	12
500	T3	RS7	S3497	500T3Q/CL	Clear	120V	2000	9500	C-8	4 11/16"	Card/1	12
300	T3	Blade	S3429	300T3Q/CL	Clear	120V	2000	5000	C-8	5 13/16"	Card/1	12

carded lamps



Halogen *Double Ended* *Carded* Lamps

2000 Hours

all carded halogen items feature UV protection



Promotional Packs



78MM J-Type Short (120V) 2 Pack

- S3422** 100 Watt Packing: 2 Bulbs/Card
- S3423** 150 Watt Packing: 12 Cards/Master



118MM J-Type Long (120V) 2 Pack

- S3430** 300 Watt Packing: 2 Bulbs/Card
- S3433** 500 Watt Packing: 12 Cards/Master



118MM J-Type Long (120V) 3 Pack

- S3410** 300 Watt Packing: 3 Bulbs/Card
- S3411** 500 Watt Packing: 12 Cards/Master

Not Shown Actual Size

Watts	Bulb Type	Base	Satco Order No.	Lamp Code	Finish	Volts	Avg. Rated Hours	Lumens	Filament	M.O.L.	Pack. Type	Mst. Ctn./ Inner Pack
100	T3	RS7	S3422	100T3Q/CL	Clear	120V	2000	1650	C-8	3 1/8"	Card/2	12
150	T3	RS7	S3423	150T3Q/CL	Clear	120V	2000	2600	C-8	3 1/8"	Card/2	12
300	T3	RS7	S3430	300T3Q/CL	Clear	120V	2000	3200	C-8	4 11/16"	Card/2	12
300	T3	RS7	S3410	300T3Q/CL	Clear	120V	2000	3200	C-8	4 11/16"	Card/3	12
500	T3	RS7	S3433	500T3Q/CL	Clear	120V	2000	9500	C-8	4 11/16"	Card/2	12
500	T3	RS7	S3411	500T3Q/CL	Clear	120V	2000	9500	C-8	4 11/16"	Card/3	12

Carded lamps

Compact Fluorescent Lamps



10,000 Hours



Quad Tube



Twin Tube

Not Shown Actual Size

Watts	Bulb Type	Base	Satco Order No.	Lamp Code	Description	Avg. Rated Hours	Lumens	Length	Pack. Type	Mst.Ctn./ InnerPack
Two Pin Twin Tubes										
5	T4	G23	S6300	CFS5W/827	2700K 82CRI	10000	230	4.2"	Box	50/5
7	T4	G23	S6302	CFS7W/827	2700K 82CRI	10000	400	5.3"	Box	50/5
9	T4	G23	S6306	CFS9W/827	2700K 82CRI	10000	580	6.5"	Box	50/5
13	T4	GX23	S6310	CFS13W/827	2700K 82CRI	10000	800	7.1"	Box	50/5
Two Pin Quad Tubes										
9	T4	G23-2	S6314	CFD9W/827	2700K 82CRI	10000	525	4.3"	Box	50/5
13	T4	GX23-2	S6317	CFD13W/827	2700K 82CRI	10000	780	4.6"	Box	50/5
18	T4	G24D-2	S6321	CFD18W/827	2700K 82CRI	10000	1250	6.0"	Box	50/5
26	T4	G24D-3	S6325	CFD26W/827	2700K 82CRI	10000	1825	6.8"	Box	50/5


For full selection see *Compact Fluorescent* section of catalog

carded lamps

Fluorescent

Sub-Miniature T2 Tubes

Not Shown Actual Size



FM6

FM8

FM11

FM13

6 Watt

Axial Base

S6488 3000K

S2900 3500K

S6489 4100K

Packing:

20/Master

8 Watt

Axial Base

S6490 3000K

S2901 3500K

S6491 4100K

Packing:

20/Master

11 Watt

Axial Base

S6492 3000K

S2902 3500K

S6493 4100K

Packing:

20/Master

13 Watt

Axial Base

S6494 3000K

S2903 3500K

S6495 4100K

Packing:

20/Master

Watts	Bulb Type	Base	Satco Order No.	Lamp Code	Kelvin	CRI	Avg. Rated Hours	Initial Lumens	Nominal Length	Carton
6	T2	Axial	S6488	FM6/830	3000	80	10,000	330	8.6"	20
6	T2	Axial	S2900	FM6/835	3500	80	10,000	330	8.6"	20
6	T2	Axial	S6489	FM6/841	4100	80	10,000	330	8.6"	20
8	T2	Axial	S6490	FM8/830	3000	80	10,000	540	12.6"	20
8	T2	Axial	S2901	FM8/835	3500	80	10,000	540	12.6"	20
8	T2	Axial	S6491	FM8/841	4100	80	10,000	540	12.6"	20
11	T2	Axial	S6492	FM11/830	3000	80	10,000	750	16.6"	20
11	T2	Axial	S2902	FM11/835	3500	80	10,000	750	16.6"	20
11	T2	Axial	S6493	FM11/841	4100	80	10,000	750	16.6"	20
13	T2	Axial	S6494	FM13/830	3000	80	10,000	930	20.6"	20
13	T2	Axial	S2903	FM13/835	3500	80	10,000	930	20.6"	20
13	T2	Axial	S6495	FM13/841	4100	80	10,000	930	20.6"	20

Fluorescent High Performance T5 Tubes

Not Shown Actual Size

Tri-Phosphor — Electronic Ballast

Standard Mini Bi Pin Base

14W

S6425 3000K
S6426 3500K
S6427 4100K

21W

S6428 3000K
S6429 3500K
S6430 4100K

28W

S6431 3000K
S6432 3500K
S6433 4100K

35W

S6434 3000K
S6435 3500K
S6436 4100K

40/Master



High Output Mini Bi Pin Base

24W

S6437 3000K
S6438 3500K
S6439 4100K

39W

S6440 3000K
S6441 3500K
S6442 4100K

54W

S6443 3000K
S6444 3500K
S6445 4100K

80W

S6446 3000K
S6447 3500K
S6448 4100K

40/Master

Standard

Watts	Bulb Type	Base	Satco Order No.	Lamp Code	Kelvin	CRI	Avg. Rated Hours	Initial Lumens	Nominal Length	Carton
14	T5	Mini Bi Pin	S6425	FP14/830	3000	82	20,000	1275	24"	40
14	T5	Mini Bi Pin	S6426	FP14/835	3500	82	20,000	1275	24"	40
14	T5	Mini Bi Pin	S6427	FP14/841	4100	82	20,000	1275	24"	40
21	T5	Mini Bi Pin	S6428	FP21/830	3000	82	20,000	2000	36"	40
21	T5	Mini Bi Pin	S6429	FP21/835	3500	82	20,000	2000	36"	40
21	T5	Mini Bi Pin	S6430	FP21/841	4100	82	20,000	2000	36"	40
28	T5	Mini Bi Pin	S6431	FP28/830	3000	82	20,000	2750	48"	40
28	T5	Mini Bi Pin	S6432	FP28/835	3500	82	20,000	2750	48"	40
28	T5	Mini Bi Pin	S6433	FP28/841	4100	82	20,000	2750	48"	40
35	T5	Mini Bi Pin	S6434	FP35/830	3000	82	20,000	3425	60"	40
35	T5	Mini Bi Pin	S6435	FP35/835	3500	82	20,000	3425	60"	40
35	T5	Mini Bi Pin	S6436	FP35/841	4100	82	20,000	3425	60"	40

High Output

24	T5	Mini Bi Pin	S6437	FP24/830/HO	3000	82	20,000	1875	24"	40
24	T5	Mini Bi Pin	S6438	FP24/835/HO	3500	82	20,000	1875	24"	40
24	T5	Mini Bi Pin	S6439	FP24/841/HO	4100	82	20,000	1875	24"	40
39	T5	Mini Bi Pin	S6440	FP39/830/HO	3000	82	20,000	3300	36"	40
39	T5	Mini Bi Pin	S6441	FP39/835/HO	3500	82	20,000	3300	36"	40
39	T5	Mini Bi Pin	S6442	FP39/841/HO	4100	82	20,000	3300	36"	40
54	T5	Mini Bi Pin	S6443	FP54/830/HO	3000	82	20,000	4725	48"	40
54	T5	Mini Bi Pin	S6444	FP54/835/HO	3500	82	20,000	4725	48"	40
54	T5	Mini Bi Pin	S6445	FP54/841/HO	4100	82	20,000	4725	48"	40
80	T5	Mini Bi Pin	S6446	FP80/830/HO	3000	82	20,000	6575	60"	40
80	T5	Mini Bi Pin	S6447	FP80/835/HO	3500	82	20,000	6575	60"	40
80	T5	Mini Bi Pin	S6448	FP80/841/HO	4100	82	20,000	6575	60"	40

fluorescent lamps

Fluorescent T5 Tubes Preheat



5000 Hours

Not Shown Actual Size



Blacklights

F4T5

F6T5

F8T5

F13T5

Blacklight
S2904 4 Watt
S2905 6 Watt
S2906 8 Watt
Blacklight Blue
S6405 4 Watt
S2907 6 Watt
S6406 8 Watt

Packing: 24/Master,
Individually Boxed

4 Watt
Mini Bi Pin Base
S1900 Cool White
S2908 Daylight

Packing: 20/Master,
Individually Boxed

6 Watt
Mini Bi Pin Base
S1902 Cool White
S2909 Daylight

Packing: 20/Master,
Individually Boxed

8 Watt
Mini Bi Pin Base
S1904 Cool White
S1905 Warm White
S2910 Daylight

Packing: 20/Master,
Individually Boxed

13 Watt
Mini Bi Pin Base
S1906 Cool White
S1907 Warm White
S2911 Daylight

Packing: 20/Master,
Individually Boxed

Watts	Bulb Type	Base	Satco Order No.	Lamp Code	Description	Avg. Rated Hours	Initial Lumens	Nominal Length	Pack. Type	Carton
4	T5	Mini Bi Pin	S1900	F4T5/CW	Cool White	5000	135	6"	Box	20
4	T5	Mini Bi Pin	S2908	F4T5/D	Daylight	5000	115	6"	Box	20
4	T5	Mini Bi Pin	S2904	F4T5/BL	Blacklight	5000	n/a	6"	Sleeve	20
4	T5	Mini Bi Pin	S6405	F4T5/BLB	Blacklight Blue	5000	n/a	6"	Sleeve	20
6	T5	Mini Bi Pin	S1902	F6T5/CW	Cool White	5000	270	9"	Box	20
6	T5	Mini Bi Pin	S2909	F6T5/D	Daylight	5000	260	9"	Box	20
6	T5	Mini Bi Pin	S2905	F6T5/BL	Blacklight	5000	n/a	9"	Sleeve	20
6	T5	Mini Bi Pin	S2907	F6T5/BLB	Blacklight Blue	5000	n/a	9"	Sleeve	20
8	T5	Mini Bi Pin	S1904	F8T5/CW	Cool White	5000	390	12"	Box	20
8	T5	Mini Bi Pin	S2910	F8T5/D	Daylight	5000	350	12"	Box	20
8	T5	Mini Bi Pin	S1905	F8T5/WW	Warm White	5000	400	12"	Box	20
8	T5	Mini Bi Pin	S2906	F8T5/BL	Blacklight	5000	n/a	12"	Sleeve	20
8	T5	Mini Bi Pin	S6406	F8T5/BLB	Blacklight Blue	5000	n/a	12"	Sleeve	20
13	T5	Mini Bi Pin	S1906	F13T5/CW	Cool White	5000	860	21"	Box	20
13	T5	Mini Bi Pin	S2911	F13T5/D	Daylight	5000	780	21"	Box	20
13	T5	Mini Bi Pin	S1907	F13T5/WW	Warm White	5000	870	21"	Box	20

fluorescent lamps

Fluorescent T8 Tubes Preheat

Not Shown Actual Size



F30T8

30 Watt 36"
Medium Bi Pin Base

- S6517** Cool White
- S6518** Daylight
- S6519** Warm White

Packing: 24/Master



F18T8

T8 Appliance
Medium Bi Pin Base

- S6513** Cool White/24"
- S6514** Cool White/26"
- S6515** Cool White/28"
- S6516** Cool White/30"

Packing: 24/Master



F15T8

15 Watt 18"
Medium Bi Pin Base

- S6510** Cool White
- S6511** Daylight
- S6512** Warm White
- S6665** Full Spectrum*

Packing: 24/Master
*6/Master



F15T8

15 Watt 18"
Medium Bi Pin Base

- S6407** Black Light Blue
- S2918** Black Light

Watts	Bulb Type	Base	Satco Order No.	Lamp Code	Description	Avg. Rated Hours	Initial Lumens	Nominal Length	Carton
15	T8	Med. Bi Pin	S6510	F15T8/CW	Cool White	7500	850	18"	24
15	T8	Med. Bi Pin	S6511	F15T8/D	Daylight	7500	750	18"	24
15	T8	Med. Bi Pin	S6512	F15T8/WW	Warm White	7500	845	18"	24
15	T8	Med. Bi Pin	S6665	F15T8/SUN	Full Spectrum	12000	600	18"	6
15	T8	Med. Bi Pin	S2918	F15T8/BL	Black Light	7500	n/a	18"	25
15	T8	Med. Bi Pin	S6407	F15T8/BLB	Black Light Blue	7500	n/a	18"	20
18	T8	Med. Bi Pin	S6513	F18T8/CW/K/24	Cool White	7500	1190	24"	24
18	T8	Med. Bi Pin	S6514	F18T8/CW/K/26	Cool White	7500	1240	26"	24
18	T8	Med. Bi Pin	S6515	F18T8/CW/K/28	Cool White	7500	1240	28"	24
18	T8	Med. Bi Pin	S6516	F18T8/CW/K/30	Cool White	7500	1300	30"	24
30	T8	Med. Bi Pin	S6517	F30T8/CW	Cool White	7500	1380	36"	24
30	T8	Med. Bi Pin	S6518	F30T8/D	Daylight	7500	2180	36"	24
30	T8	Med. Bi Pin	S6519	F30T8/WW	Warm White	7500	2150	36"	24

fluorescent lamps

T8 Electronic Tubes

20,000 Hours

ENVIRONMENTALLY FRIENDLY SATCO T8 ELECTRONIC

fluorescent lamps are designed to meet the Federal Toxicity Characteristic Leaching Procedure (TCLP) criteria for classification as non-hazardous waste in most states*.



- Designed to pass Federal TCLP test*.
- Energy efficient T8 lamp.
- Available in 3000K, 3500K, 4100K, 5000K & 6500K
- 20,000–hours average life time.
- 700 Series lamps equal: 75CRI Good Color Rendition
- 800 Series lamps equal: 80-82 CRI Superior Color Rendition

*Regulations may vary. Check your local and state regulations.

Not Shown Actual Size

700 SERIES

Watts	Bulb Type	Base	Satco Order No.	Lamp Code	Description	Avg. Rated Hours	Initial Lumens	Nominal Length	Carton
32	T8	Med. Bi Pin	S6617	F32T8/730/ENV	3000K 75CRI	20000	2800	48"	30
32	T8	Med. Bi Pin	S6618	F32T8/735/ENV	3500K 75CRI	20000	2800	48"	30
32	T8	Med. Bi Pin	S6619	F32T8/741/ENV	4100K 75CRI	20000	2800	48"	30
32	T8	Med. Bi Pin	S6694	F32T8/750/ENV	5000K 75CRI	20000	2650	48"	30
32	T8	Med. Bi Pin	S6695	F32T6/765/ENV	6500K 75CRI	20000	2700	48"	30

800 SERIES

32	T8	Med. Bi Pin	S6401	F32T8/830/ENV	3000K 82CRI	20000	2950	48"	30
32	T8	Med. Bi Pin	S6402	F32T8/835/ENV	3500K 82CRI	20000	2950	48"	30
32	T8	Med. Bi Pin	S6403	F32T8/841/ENV	4100K 82CRI	20000	2950	48"	30
32	T8	Med. Bi Pin	S6404	F32T8/850/ENV	5000K 80CRI	20000	2800	48"	30

Eco Fluorescent T8 Electronic Tubes

Color Reference Guide:
 730/830 = 3000K Warm White
 735/835 = 3500K Neutral
 741/841 = 4100K Cool White
 750/850 = 5000K Daylight
 765/865 = 6500K Daylight

700 Series lamps equal: 75CRI*
 Good color rendition

800 Series lamps equal: 80-85CRI*
 Superior color rendition

(Color rendering index*)





F32T8

32 Watt 48"
Medium Bi Pin Base

F25T8

25 Watt 36"
Medium Bi Pin Base

F17T8

17 Watt 24"
Medium Bi Pin Base

Not Shown
Actual Size

Watts	Bulb Type	Base	Satco Order No.	Lamp Code	Description	Avg. Rated Hours	Lumens	Length	Carton
17	T8	Med. Bi Pin	S6520	FO17/730/ECO	3000K 75CRI	20000	1300	24"	30
17	T8	Med. Bi Pin	S6523	FO17/830/ECO	3000K 82CRI	20000	1350	24"	30
17	T8	Med. Bi Pin	S6521	FO17/735/ECO	3500K 75CRI	20000	1300	24"	30
17	T8	Med. Bi Pin	S6524	FO17/835/ECO	3500K 82CRI	20000	1350	24"	30
17	T8	Med. Bi Pin	S6522	FO17/741/ECO	4100K 75CRI	20000	1300	24"	30
17	T8	Med. Bi Pin	S6525	FO17/841/ECO	4100K 82CRI	20000	1350	24"	30
17	T8	Med. Bi Pin	S2913	F17T8/SUN	6280K 95CRI	14000	750	24"	6
25	T8	Med. Bi Pin	S6526	FO25/730/ECO	3000K 75CRI	20000	1950	36"	30
25	T8	Med. Bi Pin	S6529	FO25/830/ECO	3000K 82CRI	20000	2150	36"	30
25	T8	Med. Bi Pin	S6527	FO25/735/ECO	3500K 75CRI	20000	1950	36"	30
25	T8	Med. Bi Pin	S6530	FO25/835/ECO	3500K 82CRI	20000	2150	36"	30
25	T8	Med. Bi Pin	S6528	FO25/741/ECO	4100K 75CRI	20000	1950	36"	30
25	T8	Med. Bi Pin	S6531	FO25/841/ECO	4100K 82CRI	20000	2150	36"	30
25	T8	Med. Bi Pin	S2914	F25T8/SUN	6280K 95CRI	14000	1200	36"	6
32	T8	Med. Bi Pin	S6532	FO32/730/ECO	3000K 75CRI	20000	2800	48"	30
32	T8	Med. Bi Pin	S6535	FO32/830/ECO	3000K 82CRI	20000	2950	48"	30
32	T8	Med. Bi Pin	S2915	FO32/830XP/ECO	3000K 85CRI	24000	3000	48"	30
32	T8	Med. Bi Pin	S6533	FO32/735/ECO	3500K 75CRI	20000	2800	48"	30
32	T8	Med. Bi Pin	S6536	FO32/835/ECO	3500K 82CRI	20000	2950	48"	30
32	T8	Med. Bi Pin	S2916	FO32/835XP/ECO	3500K 85CRI	24000	3000	48"	30
32	T8	Med. Bi Pin	S6534	FO32/741/ECO	4100K 75CRI	20000	2800	48"	30
32	T8	Med. Bi Pin	S6537	FO32/841/ECO	4100K 82CRI	20000	2950	48"	30
32	T8	Med. Bi Pin	S2917	FO32/841XP/ECO	4100K 85CRI	24000	3000	48"	30
32	T8	Med. Bi Pin	S2918	FO32/750/ECO	5000K 75CRI	20000	2650	48"	30
32	T8	Med. Bi Pin	S2919	FO32/850/ECO	5000K 80CRI	20000	2800	48"	30
32	T8	Med. Bi Pin	S2920	FO32/850XP/ECO	5000K 85CRI	24000	3000	48"	30
32	T8	Med. Bi Pin	S2921	FO32/765/ECO	6500K 75CRI	20000	2700	48"	30
32	T8	Med. Bi Pin	S2922	F32T8/SUN	6000K 85CRI	20000	2900	48"	12

fluorescent lamps

Fluorescent

T8 Electronic Tubes

700 Series lamps equal: 75CRI*
Good color rendition

800 Series lamps equal: 82CRI*
Superior color rendition

(Color rendering index*)



FO40 5 ft.

40 Watt 60"
Medium Bi Pin Base

"700" Series
S6544 FO40/730
S6545 FO40/735
S6546 FO40/741

"800" Series
S6547 FO40/830
S6548 FO40/835
S6549 FO40/841

Packing: 30/Master



FO96 8 ft.

59 Watt 96"
Single Pin Base

"700" Series
S6538 FO96/730
S6539 FO96/735
S6540 FO96/741

"800" Series
S6541 FO96/830
S6542 FO96/835
S6543 FO96/841

Packing: 24/Master

Not Shown Actual Size

Watts	Bulb Type	Base	Satco Order No.	Lamp Code	Description	Avg. Rated Hours	Initial Lumens	Nominal Length	Carton
40	T8	Med. Bi Pin	S6544	FO40/730	3000K 75CRI	20000	3500	60"	30
40	T8	Med. Bi Pin	S6545	FO40/735	3500K 75CRI	20000	3500	60"	30
40	T8	Med. Bi Pin	S6546	FO40/741	4100K 75CRI	20000	3500	60"	30
40	T8	Med. Bi Pin	S6547	FO40/830	3000K 82CRI	20000	3650	60"	30
40	T8	Med. Bi Pin	S6548	FO40/835	3500K 82CRI	20000	3650	60"	30
40	T8	Med. Bi Pin	S6549	FO40/841	4100K 82CRI	20000	3650	60"	30
59	T8	Single Pin	S6538	FO96/730	3000K 75CRI	15000	5700	96"	24
59	T8	Single Pin	S6539	FO96/735	3500K 75CRI	15000	5700	96"	24
59	T8	Single Pin	S6540	FO96/741	4100K 75CRI	15000	5700	96"	24
59	T8	Single Pin	S6541	FO96/830	3000K 82CRI	15000	5900	96"	24
59	T8	Single Pin	S6542	FO96/835	3500K 82CRI	15000	5900	96"	24
59	T8	Single Pin	S6543	FO96/841	4100K 82CRI	15000	5900	96"	24

Fluorescent

20,000 Hours **T8 Electronic** U Bend Tubes



700 Series lamps
equal: 75CRI*
Good color
rendition

800 Series lamps
equal: 82CRI*
Superior color
rendition

(Color rendering index*)

Color Reference Guide:

730/830 = 3000K Warm White

735/835 = 3500K Neutral

741/841 = 4100K Cool White



FBO31
1 5/8" Leg Spacing

31 Watt
Medium Bi Pin Base

"800" Series

S6550 FBO31/830

S6551 FBO31/835

S6552 FBO31/841

S2923 FBO31/750

Packing: 15/Master

Not Shown
Actual Size



FBO32/6
6" Leg Spacing

32 Watt
Medium Bi Pin Base

"700" Series

"800" Series

S6553 FBO32/730/6

S6556 FBO32/830/6

S6554 FBO32/735/6

S6557 FBO32/835/6

S6555 FBO32/741/6

S6558 FBO32/841/6

S2924 FBO32/750/6

Packing: 16/Master

Watts	Bulb Type	Base	Satco Order No.	Lamp Code	Description	Avg. Rated Hours	Leg Spacing	Initial Lumens	Nominal Length	Carton
31	T8	Med. Bi Pin	S6550	FBO31/830	3000K 82CRI	20000	1 5/8"	2725	22 1/2"	15
31	T8	Med. Bi Pin	S6551	FBO31/835	3500K 82CRI	20000	1 5/8"	2725	22 1/2"	15
31	T8	Med. Bi Pin	S6552	FBO31/841	4100K 82CRI	20000	1 5/8"	2725	22 1/2"	15
31	T8	Med. Bi Pin	S2923	FBO31/750	5000K 75CRI	20000	1 5/8"	2600	22 1/2"	15
32	T8	Med. Bi Pin	S6553	FBO32/730/6	3000K 75CRI	20000	6"	2750	22 1/2"	16
32	T8	Med. Bi Pin	S6556	FBO32/830/6	3000K 82CRI	20000	6"	2850	22 1/2"	16
32	T8	Med. Bi Pin	S6554	FBO32/735/6	3500K 75CRI	20000	6"	2750	22 1/2"	16
32	T8	Med. Bi Pin	S6557	FBO32/835/6	3500K 82CRI	20000	6"	2850	22 1/2"	16
32	T8	Med. Bi Pin	S6555	FBO32/741/6	4100K 75CRI	20000	6"	2750	22 1/2"	16
32	T8	Med. Bi Pin	S6558	FBO32/841/6	4100K 82CRI	20000	6"	2850	22 1/2"	16
32	T8	Med. Bi Pin	S2924	FBO32/750/6	5000K 75CRI	20000	6"	2625	22 1/2"	16

fluorescent lamps

Fluorescent T12 Tubes Preheat

7500 Hours

fluorescent lamps



F14T12

14 Watt 15"
Medium Bi Pin Base
S6559 Cool White
S6560 Daylight
S6561 Warm White

Packing:
30/Master



F15T12

15 Watt 18"
Medium Bi Pin Base
S6562 Cool White
S6563 Daylight
S6564 Warm White

Packing:
30/Master

Not Shown Actual Size

Watts	Bulb Type	Base	Satco Order No.	Lamp Code	Description	Avg. Rated Hours	Initial Lumens	Nominal Length	Carton
14	T12	Med. Bi Pin	S6559	F14T12/CW	Cool White	7500	650	15"	30
14	T12	Med. Bi Pin	S6560	F14T12/D	Daylight	7500	590	15"	30
14	T12	Med. Bi Pin	S6561	F14T12/WW	Warm White	7500	660	15"	30
15	T12	Med. Bi Pin	S6562	F15T12/CW	Cool White	7500	750	18"	30
15	T12	Med. Bi Pin	S6563	F15T12/D	Daylight	7500	660	18"	30
15	T12	Med. Bi Pin	S6564	F15T12/WW	Warm White	7500	770	18"	30

Fluorescent T12 Tubes

Not Shown Actual Size



F30T12

30 Watt 36"
Rapid Start
Medium Bi Pin Base
S6571 Cool White
S6572 Day Light
S6573 Warm White
S6574 F30T12/D830
S6575 F30T12/D35
S6576 F30T12/D41
S6667 Full Spectrum*
Packing: 30/Master
*6/Master



F25T12

25 Watt
Preheat
Appliance
Medium Bi Pin Base
S6568 Cool White/28"
S6569 Cool White/30"
S6570 Cool White/33"
Packing: 30/Master



F20T12

20 Watt 24"
Preheat
General Purpose
Medium Bi Pin Base
S6565 Cool White
S6566 Daylight
S6567 Warm White
S6666 Full Spectrum*
Packing: 30/Master
6/Master*



**F20T12/F40T12
Blacklights**

20 Watt T12 24"
Preheat
Medium Bi Pin Base
S6408 Blacklight Blue
S2925 Blacklight

40 Watt T12 48"
Rapid Start
Medium Bi Pin Base
S6409 Blacklight Blue*
S2926 Blacklight
Packing: 30/Master
*6/Master

Watts	Bulb Type	Base	Satco Order No.	Lamp Code	Description	Avg. Rated Hours	Initial Lumens	Nominal Length	Carton
20	T12	Med. Bi Pin	S6565	F20T12/CW	Cool White	9000	1220	24"	30
20	T12	Med. Bi Pin	S6566	F20T12/D	Daylight	9000	1075	24"	30
20	T12	Med. Bi Pin	S6567	F20T12/WW	Warm White	9000	1250	24"	30
20	T12	Med. Bi Pin	S6666	F20T12/SUN	Full Spectrum	14000	800	24"	6
20	T12	Med. Bi Pin	S6408	F20T12/BLB	Blacklight Blue	9000	n/a	24"	30
20	T12	Med. Bi Pin	S2925	F20T12/BL	Blacklight	9000	n/a	24"	30
25	T12	Med. Bi Pin	S6568	F25T12/CW/28"	Cool White	7500	1670	28"	30
25	T12	Med. Bi Pin	S6569	F25T12/CW/30"	Cool White	7500	1730	30"	30
25	T12	Med. Bi Pin	S6570	F25T12/CW/33"	Cool White	7500	1750	33"	30
30	T12	Med. Bi Pin	S6571	F30T12/CW/RS	Cool White	18000	2200	36"	30
30	T12	Med. Bi Pin	S6572	F30T12/D/RS	Daylight	18000	1900	36"	30
30	T12	Med. Bi Pin	S6573	F30T12/WW/RS	Warm White	18500	2275	36"	30
30	T12	Med. Bi Pin	S6574	F30T12/D830/RS	3000K 80CRI	18000	2290	36"	30
30	T12	Med. Bi Pin	S6575	F30T12/D35/RS	3500K 70CRI	18000	2250	36"	30
30	T12	Med. Bi Pin	S6576	F30T12/D41/RS	4100K 70CRI	18000	2250	36"	30
30	T12	Med. Bi Pin	S6667	F30T12/SUN	Full Spectrum	22000	1650	36"	30
40	T12	Med. Bi Pin	S6409	F40T12/BLB	Blacklight Blue	10000	n/a	48"	6
40	T12	Med. Bi Pin	S2926	F40T12/BL	Blacklight	10000	n/a	48"	30

fluorescent lamps

Fluorescent T12 Tubes

Not Shown Actual Size

F34T12/SS

(Previously F40T12/SS)

34 Watt 48"
Energy Savers
Medium Bi Pin Base

S6600 F34T12/Cool White/SS
S6601 F34T12/Warm White/SS

Designer Series

S6602 F34T12/D30/SS
S6603 F34T12/D35/SS
S6604 F34T12/D41/SS

Designer 800 Series

S6605 F34T12/D830/SS
S6606 F34T12/D835/SS
S6607 F34T12/D841/SS

Color Reference Guide

D30/D830 = 3000K Warm White
D35/D835 = 3500K Neutral
D41/D841 = 4100K Cool White

700 Series lamps equal: 70CRI*
Good color rendition

800 Series lamps equal: 80CRI*
Superior color rendition

(Color rendering index*)

F40T12

40 Watt 48"
Standard Wattage
Medium Bi Pin Base

S2927 F40T12/Cool White Deluxe
S6608 F40T12/Daylight Deluxe
S6609 F40T12/Natural White
S6610 F40T12/Design 50
S6668 F40T12/Full Spectrum

Designer Series

S6611 F40T12/D30
S6612 F40T12/D35
S6613 F40T12/D41

Designer 800 Series

S6614 F40T12/D830
S6615 F40T12/D835
S6616 F40T12/D841
S2928 F40T12/D865

Watts	Bulb Type	Base	Satco Order No.	Lamp Code	Description	Avg. Rated Hours	Lumens	Length	Mst.Ctn./ Inner Pack
34	T12	Med. Bi Pin	S6600	F34/CW/SS	CW 4200K 62CRI	20000	2650	48"	30
34	T12	Med. Bi Pin	S6601	F34/WW/SS	WW 3000K 52 CRI	20000	2750	48"	30
34	T12	Med. Bi Pin	S6602	F34/D30/SS	3000K 70CRI	20000	2800	48"	30
34	T12	Med. Bi Pin	S6605	F34/D830/SS	3000K 80CRI	20000	2900	48"	30
34	T12	Med. Bi Pin	S6603	F34/D35/SS	3500K 70CRI	20000	2800	48"	30
34	T12	Med. Bi Pin	S6606	F34/D835/SS	3500K 80CRI	20000	2900	48"	30
34	T12	Med. Bi Pin	S6604	F34/D41/SS	4100K 70CRI	20000	2800	48"	30
34	T12	Med. Bi Pin	S6607	F34/D841/SS	4100K 80CRI	20000	2900	48"	30
40	T12	Med. Bi Pin	S2927	F40CWVX	CW Deluxe 87CRI	20000	2150	48"	30
40	T12	Med. Bi Pin	S6609	F40N	Natural 3400K 86CRI	20000	2100	48"	30
40	T12	Med. Bi Pin	S6611	F40/D30	3000K 70CRI	20000	3200	48"	30
40	T12	Med. Bi Pin	S6614	F40/D830	3000K 80CRI	20000	3300	48"	30
40	T12	Med. Bi Pin	S6612	F40/D35	3500K 70CRI	20000	3200	48"	30
40	T12	Med. Bi Pin	S6615	F40/D835	3500K 80CRI	20000	3300	48"	30
40	T12	Med. Bi Pin	S6613	F40/D41	4100K 70CRI	20000	3200	48"	30
40	T12	Med. Bi Pin	S6616	F40/D841	4100K 80CRI	20000	3300	48"	30
40	T12	Med. Bi Pin	S6610	F40/DSGN50	5000K 90CRI	20000	2200	48"	30
40	T12	Med. Bi Pin	S6608	F40/DX	Day 6500K 88CRI	20000	2180	48"	30
40	T12	Med. Bi Pin	S2928	F40/D865	6500K 80CRI	20000	3000	48"	30
40	T12	Med. Bi Pin	S6668	F40/SUN	Full Spectrum	26000	2100	48"	30

Fluorescent

T12 U Bend Tubes

20,000 Hours

FB34/SS

(Previously FB40T12)

34 Watt

Energy Savers
Medium Bi Pin Base

6" Leg Spacing

S6680 FB34/Cool White
S6681 FB34/Warm White

3" Leg Spacing

S6682 FB34/Cool White
S6690 FB34/Warm White

Designer Series

6" Leg Spacing

S6683 FB34/D30/SS
S6684 FB34/D35/SS
S6685 FB34/D41/SS

Packing: 12/Master

Designer series lamps
equal: 70CRI*
Good color rendition
(Color rendering index*)



Not Shown Actual Size

FB40

40 Watt

Standard Wattage
Medium Bi Pin Base

6" Leg Spacing

S6686 FB40/Daylight Deluxe

Designer Series

S6687 FB40/D30/3000K
S6688 FB40/D35/3500K
S6689 FB40/D41/4100K

Packing: 12/Master

Color Reference Guide

D30/D830 = 3000K Warm White
D35/D835 = 3500K Neutral
D41/D841 = 4100K Cool White

Watts	Bulb Type	Base	Satco Order No.	Lamp Code	Description	Avg. Rated Hours	Initial Lumens	Nominal Length	Leg Spacing	Carton
34	T12	Med. Bi Pin	S6680	FB34/CW/6/SS	Cool White	18000	2600	22.5	6"	12
34	T12	Med. Bi Pin	S6681	FB34/WW/6/SS	Warm White	18000	2650	22.5	6"	12
34	T12	Med. Bi Pin	S6683	FB34/D30/6/SS	3000K 70CRI	18000	2730	22.5	6"	12
34	T12	Med. Bi Pin	S6684	FB34/D35/6/SS	3500K 70CRI	18000	2730	22.5	6"	12
34	T12	Med. Bi Pin	S6685	FB34/D41/6/SS	4100K 70CRI	18000	2730	22.5	6"	12
34	T12	Med. Bi Pin	S6682	FB34/CW/3/EW	Cool White	18000	2350	22.5	3"	12
34	T12	Med. Bi Pin	S6690	FB34/WW/3/EW	Warm White	18000	2425	22.5	3"	12
40	T12	Med. Bi Pin	S6686	FB40/DX/6	Daylight Deluxe	18000	2300	22.5	6"	12
40	T12	Med. Bi Pin	S6687	FB40/D30/6	3000K 70CRI	18000	3050	22.5	6"	12
40	T12	Med. Bi Pin	S6688	FB40/D35/6	3500K 70CRI	18000	3050	22.5	6"	12
40	T12	Med. Bi Pin	S6689	FB40/D41/6	4100K 70CRI	18000	3050	22.5	6"	12

Fluorescent *Slimline* Tubes

Slimline Instant Start Lamps



Not Shown Actual Size

Watts	Bulb Type	Base	Salco Order No.	Lamp Code	Description	Avg. Rated Hours	Initial Lumens	Nominal Length	Carton
25	T6	Single Pin	S6471	F42T6/CW	Cool White	7500	1750	42"	24
25	T6	Single Pin	S2929	F42T6/D35	3500K 70CRI	7500	1830	42"	24
25	T6	Single Pin	S6470	F42T6/WW	Warm White	7500	1825	42"	24
38	T6	Single Pin	S6475	F64T6/CW	Cool White	7500	2800	64"	24
38	T6	Single Pin	S6473	F64T6/WW	Warm White	7500	2900	64"	24
38	T8	Single Pin	S6478	F72T8/CW	Cool White	7500	3050	72"	24
38	T8	Single Pin	S6477	F72T8/WW	Warm White	7500	3100	72"	24
38	T8	Single Pin	S6476	F72T8/D	Daylight	7500	2600	72"	24
38	T8	Single Pin	S2930	F96T8/CW	Cool White	7500	4000	96"	24
38	T8	Single Pin	S2931	F96T8/D	Daylight	7500	3550	96"	24
24	T12	Single Pin	S6469	F24T12/CW	Cool White	7500	1150	24"	30
30	T12	Single Pin	S6472	F36T12/CW	Cool White	7500	1970	36"	30
39	T12	Single Pin	S6660	F48T12/CW	Cool White	9000	2875	48"	30
39	T12	Single Pin	S6481	F48T12/D	Daylight	9000	2450	48"	30
50	T12	Single Pin	S6661	F60T12/CW	Cool White	12000	3700	60"	30
50	T12	Single Pin	S6483	F60T12/D	Daylight	12000	3000	60"	30
52	T12	Single Pin	S6662	F64T12/CW	Cool White	12000	3900	64"	30
52	T12	Single Pin	S6485	F64T12/D	Daylight	12000	3300	64"	30
55	T12	Single Pin	S6630	F72T12/CW	Cool White	12000	4500	72"	15
55	T12	Single Pin	S6631	F72T12/WW	Warm White	12000	4550	72"	15
55	T12	Single Pin	S6632	F72T12/D	Daylight	12000	3800	72"	15
70	T12	Single Pin	S6663	F84T12/CW	Cool White	12000	5300	84"	15

Fluorescent *Slimline* Tubes



F96T12

Full Wattage
Single Pin Base

S6650 F96T12/Daylight Deluxe

S6651 F96T12/Design 50

Designer Series

S6652 F96T12/D30

S6653 F96T12/D35

S6654 F96T12/D41

Designer 800 Series

S6655 F96T12/D830

S6656 F96T12/D835

S6657 F96T12/D841

S2932 F96T12/D865

Packing: 15/Master

Color Reference Guide
D30/D830 = 3000K Warm White
D35/D835 = 3500K Neutral
D41/D841 = 4100K Cool White

Not Shown Actual Size



F96T12/SS

Energy Savers
Single Pin Base

S6640 F96T12/Cool White/SS

S6641 F96T12/Warm White/SS

Designer Series

S6642 F96T12/D30/SS

S6643 F96T12/D35/SS

S6644 F96T12/D41/SS

Designer 800 Series

S6645 F96T12/D830/SS

S6646 F96T12/D835/SS

S6647 F96T12/D841/SS

700 Series lamps equal: 70CRI*
Good color rendition

800 Series lamps equal: 80CRI*
Superior color rendition

(Color rendering index*)

Watts	Bulb Type	Base	Satco Order No.	Lamp Code	Description	Avg. Rated Hours	Initial Lumens	Nominal Length	Carton
60	T12	Single Pin	S6640	F96T12/CW/SS	Cool White	12000	5300	96"	15
60	T12	Single Pin	S6641	F96T12/WW/SS	Warm White	12000	5500	96"	15
60	T12	Single Pin	S6642	F96T12/D30/SS	3000K 70CRI	12000	5600	96"	15
60	T12	Single Pin	S6645	F96T12/D830/SS	3000K 80CRI	12000	5800	96"	15
60	T12	Single Pin	S6643	F96T12/D35/SS	3500K 70CRI	12000	5600	96"	15
60	T12	Single Pin	S6646	F96T12/D835/SS	3500K 80CRI	12000	5800	96"	15
60	T12	Single Pin	S6644	F96T12/D41/SS	4100K 70CRI	12000	5600	96"	15
60	T12	Single Pin	S6647	F96T12/D841/SS	4100K 80CRI	12000	5800	96"	15
75	T12	Single Pin	S6652	F96T12/D30	3000K 70CRI	12000	6420	96"	15
75	T12	Single Pin	S6655	F96T12/D830	3000K 80CRI	12000	6550	96"	15
75	T12	Single Pin	S6653	F96T12/D35	3500K 70CRI	12000	6420	96"	15
75	T12	Single Pin	S6656	F96T12/D835	3500K 80CRI	12000	6550	96"	15
75	T12	Single Pin	S6654	F96T12/D41	4100K 70CRI	12000	6420	96"	15
75	T12	Single Pin	S6657	F96T12/D841	4100K 80CRI	12000	6550	96"	15
75	T12	Single Pin	S6651	F96T12/D50	5000K 90CRI	12000	4400	96"	15
75	T12	Single Pin	S6650	F96T12/DX	Daylight Deluxe	12000	4310	96"	15
75	T12	Single Pin	S2932	F96T12/D865	6500K 80CRI	12000	6000	96"	15

fluorescent lamps

Fluorescent *HO T12* Tubes



Not Shown Actual Size

Watts	Bulb Type	Base	Satco Order No.	Lamp Code	Description	Avg. Rated Hours	Initial Lumens	Nominal Length	Inner Pack
25	T12	Recessed D.C.	S2933	F18T12/CW/HO	Cool White	9000	1100	18"	30
25	T12	Recessed D.C.	S2934	F18T12/DSGN50/HO	5000K 90CRI	9000	850	18"	30
35	T12	Recessed D.C.	S6449	F24T12/CW/HO	Cool White	9000	1650	24"	30
35	T12	Recessed D.C.	S2935	F24T12/DSGN50/HO	5000K 90CRI	9000	1200	24"	30
35	T12	Recessed D.C.	S6450	F24T12/D/HO	Daylight	9000	1400	24"	30
42	T12	Recessed D.C.	S6451	F30T12/CW/HO	Cool White	9000	2250	30"	30
45	T12	Recessed D.C.	S6452	F36T12/CW/HO	Cool White	9000	2850	36"	30
45	T12	Recessed D.C.	S2936	F36T12/DSGN50/HO	5000K 90CRI	9000	2100	36"	30
45	T12	Recessed D.C.	S2937	F36T12/D/HO	Daylight	9000	2500	36"	30
55	T12	Recessed D.C.	S6453	F42T12/CW/HO	Cool White	9000	3400	42"	30
55	T12	Recessed D.C.	S2938	F42T12/DSGN50/HO	5000K 90CRI	9000	2550	42"	30
55	T12	Recessed D.C.	S6454	F42T12/D/HO	Daylight	9000	3050	42"	30
60	T12	Recessed D.C.	S6670	F48T12/CW/HO	Cool White	12000	4050	48"	30
60	T12	Recessed D.C.	S2939	F48T12/DSGN50/HO	5000K 90CRI	12000	3050	48"	30
60	T12	Recessed D.C.	S2940	F48T12/D/HO	Daylight	12000	3600	48"	30
75	T12	Recessed D.C.	S6671	F60T12/CW/HO	Cool White	12000	5200	60"	30
75	T12	Recessed D.C.	S2941	F60T12/DSGN50/HO	5000K 90CRI	12000	3850	60"	30
75	T12	Recessed D.C.	S6457	F60T12/D/HO	Daylight	12000	4600	60"	30
80	T12	Recessed D.C.	S6672	F64T12/CW/HO	Cool White	12000	5750	64"	30
80	T12	Recessed D.C.	S2942	F64T12/DSGN50/HO	5000K 90CRI	12000	4200	64"	30
80	T12	Recessed D.C.	S6458	F64T12/D/HO	Daylight	12000	4900	64"	30

Fluorescent *HO/VHO T12* Tubes



Not Shown Actual Size

fluorescent lamps

Watts	Bulb Type	Base	Satco Order No.	Lamp Code	Description	Avg. Rated Hours	Initial Lumens	Nominal Length	Carton
High Output (800 MA)									
85	T12	Recessed D.C.	S6673	F72T12/CW/HO	Cool White	12000	6250	72"	15
85	T12	Recessed D.C.	S2943	F72T12/DSGN50/HO	5000K 90CRI	12000	4600	72"	15
85	T12	Recessed D.C.	S6460	F72T12/D/HO	Daylight	12000	5550	72"	15
85	T12	Recessed D.C.	S2944	F72T12/D35/HO	3500K 70CRI	12000	6650	72"	15
100	T12	Recessed D.C.	S6674	F84T12/CW/HO	Cool White	12000	7550	84"	15
100	T12	Recessed D.C.	S2945	F84T12/DSGN50/HO	5000K 90CRI	12000	5600	84"	15
100	T12	Recessed D.C.	S6461	F84T12/D/HO	Daylight	12000	6700	84"	15
95	T12	Recessed D.C.	S6675	F96T12/CW/HO/SS	Cool White	12000	8000	96"	15
110	T12	Recessed D.C.	S6676	F96T12/CW/HO-COLD	Cool White	12000	8600	96"	15
110	T12	Recessed D.C.	S2946	F96T12/DSGN50/HO	5000K 90CRI	12000	6450	96"	15
110	T12	Recessed D.C.	S6462	F96T12/D/HO-COLD	Daylight	12000	7600	96"	15
110	T12	Recessed D.C.	S2947	F96T12/D30/HO	3000K 70CRI	12000	9050	96"	15
110	T12	Recessed D.C.	S2948	F96T12/D35/HO	3500K 70CRI	12000	9050	96"	15
110	T12	Recessed D.C.	S2949	F96T12/D41/HO	4100K 70CRI	12000	9050	96"	15
Very High Output (1500 MA)									
115	T12	Recessed D.C.	S6463	F48T12/CW/VHO	Cool White	10000	6600	48"	30
135	T12	Recessed D.C.	S6465	F60T12/CW/VHO	Cool White	10000	8700	60"	30
160	T12	Recessed D.C.	S6466	F72T12/CW/VHO	Cool White	10000	10600	72"	15
195	T12	Recessed D.C.	S6467	F96T12/CW/VHO/SS	Cool White	10000	13000	96"	15
215	T12	Recessed D.C.	S6677	F96T12/CW/VHO	Cool White	10000	14000	96"	15

Fluorescent T9 Circline Tubes



fluorescent lamps



FC6T9/6.5"
20 Watt
4 Pin Base
S6509 Cool White
S2950 Warm White

FC8T9/8"
22 Watt
4 Pin Base
S6500 Cool White
S6501 Daylight
S6502 Warm White

FC12T9/12"
32 Watt
4 Pin Base
S6503 Cool White
S6504 Daylight
S6505 Warm White

FC16T9/16"
40 Watt
4 Pin Base
S6506 Cool White
S2953 Daylight
S2954 Warm White

Packing: 12/Master

Not Shown Actual Size

Watts	Bulb Type	Base	Satco Order No.	Lamp Code	Description	Avg. Rated Hours	Initial Lumens	Diameter	Carton
20	T9	4 Pin	S6509	FC6T9/CW	Cool White	8000	750	6.5"	12
20	T9	4 Pin	S2950	FC6T9/WW	Warm White	8000	800	6.5"	12
22	T9	4 Pin	S6500	FC8T9/CW	Cool White	11000	1050	8"	12
22	T9	4 Pin	S6501	FC8T9/D	Daylight	11000	900	8"	12
22	T9	4 Pin	S6502	FC8T9/WW	Warm White	11000	1050	8"	12
32	T9	4 Pin	S6503	FC12T9/CW	Cool White	15000	1925	12"	12
32	T9	4 Pin	S6504	FC12T9/D	Daylight	15000	1650	12"	12
32	T9	4 Pin	S6505	FC12T9/WW	Warm White	15000	1950	12"	12
40	T9	4 Pin	S6506	FC16T9/CW	Cool White	18000	2750	16"	12
40	T9	4 Pin	S2953	FC16T9/D	Daylight	18000	2350	16"	12
40	T9	4 Pin	S2954	FC16T9/WW	Warm White	18000	2800	16"	12

Fluorescent

Circline T5 Tubes

Tri-Phosphor — Electronic Ballast

12,000 Hours



Not Shown Actual Size

Watts	Bulb Type	Base	Satco Order No.	Lamp Code	Color/CRI	Avg. Rated Hours	Initial Lumens	Diameter	Carton
22	T5	2GX13	S2955	FPC22/830	3000K 82CRI	12000	1800	9"	12
22	T5	2GX13	S2956	FPC22/835	3500K 82CRI	12000	1800	9"	12
22	T5	2GX13	S2957	FPC22/841	4100K 82CRI	12000	1800	9"	12
40	T5	2GX13	S2958	FPC40/830	3000K 82CRI	12000	3200	12"	12
40	T5	2GX13	S2959	FPC40/835	3500K 82CRI	12000	3200	12"	12
40	T5	2GX13	S2960	FPC40/841	4100K 82CRI	12000	3200	12"	12
55	T5	2GX13	S2961	FPC55/830/HO	3000K 82CRI	12000	4000	12"	12
55	T5	2GX13	S2962	FPC55/835/HO	3500K 82CRI	12000	4000	12"	12
55	T5	2GX13	S2963	FPC55/841/HO	4100K 82CRI	12000	4000	12"	12

fluorescent lamps

Shatter Proof Fluorescent Lamps



T6

Single Pin Base
S6591 F42T6/CW/TF
S6692 F64T6/CW/TF
 Packing: 24/Master



T8

Electronic
Medium Bi Pin Base
S6583 FO17/741/TF
S6584 FO25/741/TF
S6585 FO32/741/TF
 Packing: 30/Master



T8

U-Bend
Medium Bi Pin Base
S6594 FBO32/741/6/TF
 Packing: 16/Master

Satco Shatter Proof Lamps feature a special **Kenlon®** coating which effectively contains glass particles should the lamp break. These lamps are perfect in use food storage

preparation, display and sorting tables, hospitals, restaurants and recreation facilities. Special orders are available for large quantities on specific lamp types.

Not Shown Actual Size

Watts	Bulb Type	Base	Satco Order No.	Lamp Code	Description	Avg. Rated Hours	Initial Lumens	Nominal Length	Carton
25	T6	Single Pin	S6591	F42T6/CW/TF	Coated	7500	1750	42"	24
38	T6	Single Pin	S6592	F64T6/CW/TF	Coated	7500	2800	64"	24
17	T8	Med. Bi-Pin	S6583	FO17/741/TF	Coated	20000	1300	24"	30
25	T8	Med. Bi-Pin	S6584	FO25/741/TF	Coated	20000	2025	36"	30
32	T8	Med. Bi-Pin	S6585	FO32/741/TF	Coated	20000	2750	48"	30
32	T8	Med. Bi-Pin	S6594	FBO32/741/6/TF	Coated	20000	2750	22.5"	16

Shatter Proof Fluorescent Lamps



T12

U-Bend Cool White

S6593 FB34CW/6/SS/TF
Packing: 12/Master



T12 Cool White

Medium Bi-Pin Base

S6579 F20T12/CW/TF
S6580 F30T12/CW/TF
S6581 F34/CW/SS/TF
Packing: 30/Master

Single Pin Base

S6586 F48T12/CW/TF
Packing: 30/Master
S6582 F96T12/CW/SS/TF
Packing: 15/Master

Recessed Double Contact Base

S6587 F48T12/CW/HO/TF
S6595 F48T12/CW/VHO/TF
Packing: 30/Master
S6588 F96T12/CW/HO/SS/TF
S6589 F96T12/CW/HO/CT/TF
S6590 F96T12/CW/VHO/TF
Packing: 15/Master

Not Shown Actual Size

Watts	Bulb Type	Base	Satco Order No.	Lamp Code	Description	Avg. Rated Hours	Initial Lumens	Nominal Length	Carton
20	T12	Med. Bi- Pin	S6579	F20T12/CW/TF	Coated	9000	1220	24"	30
30	T12	Med. Bi- Pin	S6580	F30T12/CW/TF	Coated	18000	2200	36"	30
34	T12	Med. Bi- Pin	S6581	F34T12/CW/SS/TF	Coated	20000	2650	48"	30
39	T12	Single Pin	S6586	F48T12/CW/TF	Coated	9000	2875	48"	30
60	T12	Single Pin	S6587	F48T12/CW/HO/TF	Coated	20000	4050	48"	30
115	T12	Single Pin	S6595	F48T12/CW/VHO/LT/TF	Coated	20000	7400	48"	30
60	T12	Single Pin	S6582	F96T12/CW/SS/TF	Coated	12000	5300	96"	15
95	T12	Rec. D.C.	S6588	F96T12/CW/HO/SS/TF	Coated	12000	8000	96"	15
110	T12	Rec. D.C.	S6589	F96T12/CW/HO/COLD TEMP/TF	Coated	12000	8600	96"	15
215	T12	Rec. D.C.	S6590	F96T12/CW/VHO/TF	Coated	10000	14000	96"	15
34	T12	Med. Bi- Pin	S6593	FB34/CW/6/SS/TF	Coated	18000	2600	22.5"	12

fluorescent lamps

Compact Fluorescent

Twin Tubes **SATCO**[®]

Not Shown Actual Size

10,000 Hours



CFS5

5 Watt
G23 Base

S6300 CFS5W/827
S6301 CFS5W/841

Packing:
50/Master,
Individually Boxed



CFS7

7 Watt
G23 Base

S6302 CFS7W/827
S6303 CFS7W/835
S6304 CFS7W/841
S6305 CFS7W/850

Packing:
50/Master,
Individually Boxed



CFS9

9 Watt
G23 Base

S6306 CFS9W/827
S6307 CFS9W/835
S6308 CFS9W/841
S6309 CFS9W/850

Packing:
50/Master,
Individually Boxed



CFS13

13 Watt
GX23 Base

S6310 CFS13W/827
S6380 CFS13W/830
S6311 CFS13W/835
S6312 CFS13W/841
S6313 CFS13W/850

Packing:
50/Master,
Individually Boxed

SATCO COMPACT FLUORESCENT LAMPS QUALITY • VALUE • PERFORMANCE

Watts	Bulb Type	Base	Satco Order No.	Lamp Code	Description	Avg. Rated Hours	Lumens	Length	Pack. Type	Mst.Ctn./Inner Pack
5	T4	G23	S6300	CFS5W/827	2700K 82CRI	10000	230	4.2"	Box	50/5
5	T4	G23	S6301	CFS5W/841	4100K 82CRI	10000	230	4.2"	Box	50/5
7	T4	G23	S6302	CFS7W/827	2700K 82CRI	10000	400	5.3"	Box	50/5
7	T4	G23	S6303	CFS7W/835	3500K 82CRI	10000	400	5.3"	Box	50/5
7	T4	G23	S6304	CFS7W/841	4100K 82CRI	10000	400	5.3"	Box	50/5
7	T4	G23	S6305	CFS7W/850	5000K 82CRI	10000	400	5.3"	Box	50/5
9	T4	G23	S6306	CFS9W/827	2700K 82CRI	10000	580	6.5"	Box	50/5
9	T4	G23	S6307	CFS9W/835	3500K 82CRI	10000	580	6.5"	Box	50/5
9	T4	G23	S6308	CFS9W/841	4100K 82CRI	10000	580	6.5"	Box	50/5
9	T4	G23	S6309	CFS9W/850	5000K 82CRI	10000	580	6.5"	Box	50/5
13	T4	GX23	S6310	CFS13W/827	2700K 82CRI	10000	800	7.1"	Box	50/5
13	T4	GX23	S6380	CFS13W/830	3000K 82CRI	10000	800	7.1"	Box	50/5
13	T4	GX23	S6311	CFS13W/835	3500K 82CRI	10000	800	7.1"	Box	50/5
13	T4	GX23	S6312	CFS13W/841	4100K 82CRI	10000	800	7.1"	Box	50/5
13	T4	GX23	S6313	CFS13W/850	5000K 82CRI	10000	800	7.1"	Box	50/5

fluorescent lamps



Compact Fluorescent

10000 Hours

Two Pin Quad Tubes

Not Shown
Actual Size



CFD26

26 Watt
G24d-3 2 Pin Base
S6325 CFD26W/827
S6326 CFD26W/830
S6327 CFD26W/835
S6328 CFD26W/841

Packing:
50/Master,
Individually Boxed



CFD18

18 Watt
G24d-2 2 Pin Base
S6321 CFD18W/827
S6322 CFD18W/830
S6323 CFD18W/835
S6324 CFD18W/841

Packing:
50/Master,
Individually Boxed



CFD13

13 Watt
GX23-2 2 Pin Base
S6317 CFD13W/827
S6318 CFD13W/830
S6319 CFD13W/835
S6320 CFD13W/841

Packing:
50/Master,
Individually Boxed



CFD9

9 Watt
G23-2 2 Pin Base
S6314 CFD9W/827
S6315 CFD9W/830
S6316 CFD9W/835

Packing:
50/Master,
Individually Boxed

fluorescent lamps

SATCO COMPACT FLUORESCENT LAMPS QUALITY • VALUE • PERFORMANCE

Watts	Bulb Type	Base	Satco Order No.	Lamp Code	Description	Avg. Rated Hours	Initial Lumens	Nominal Length	Mst.Ctn./ Inner Pack
9	T4	G23-2	S6314	CFD9W/827	2700K 82CRI	10000	525	4.3"	50/5
9	T4	G23-2	S6315	CFD9W/830	3000K 82CRI	10000	525	4.3"	50/5
9	T4	G23-2	S6316	CFD9W/835	3500K 82CRI	10000	525	4.3"	50/5
13	T4	GX23-2	S6317	CFD13W/827	2700K 82CRI	10000	780	4.6"	50/5
13	T4	GX23-2	S6318	CFD13W/830	3000K 82CRI	10000	780	4.6"	50/5
13	T4	GX23-2	S6319	CFD13W/835	3500K 82CRI	10000	780	4.6"	50/5
13	T4	GX23-2	S6320	CFD13W/841	4100K 82CRI	10000	780	4.6"	50/5
18	T4	G24D-2	S6321	CFD18W/827	2700K 82CRI	10000	1250	6.0"	50/5
18	T4	G24D-2	S6322	CFD18W/830	3000K 82CRI	10000	1250	6.0"	50/5
18	T4	G24D-2	S6323	CFD18W/835	3500K 82CRI	10000	1250	6.0"	50/5
18	T4	G24D-2	S6324	CFD18W/841	4100K 82CRI	10000	1250	6.0"	50/5
26	T4	G24D-3	S6325	CFD26W/827	2700K 82CRI	10000	1825	6.8"	50/5
26	T4	G24D-3	S6326	CFD26W/830	3000K 82CRI	10000	1825	6.8"	50/5
26	T4	G24D-3	S6327	CFD26W/835	3500K 82CRI	10000	1825	6.8"	50/5
26	T4	G24D-3	S6328	CFD26W/841	4100K 82CRI	10000	1825	6.8"	50/5

Compact Fluorescent *Four Pin* Electronic



Not Shown Actual Size



CFD13W/4P

13 Watt
G24q-1 4 Pin Base

- S6329** CFD13W/4P/827
- S6330** CFD13W/4P/830
- S6331** CFD13W/4P/835
- S6332** CFD13W/4P/841

Packing:
50/Master,
Individually Boxed



CFD18W/4P

18 Watt
G24q-2 4 Pin Base

- S6333** CFD18W/4P/827
- S6334** CFD18W/4P/830
- S6335** CFD18W/4P/835
- S6336** CFD18W/4P/841

Packing:
50/Master,
Individually Boxed



CFD26W/4P

26 Watt
G24q-3 4 Pin Base

- S6337** CFD26W/4P/827
- S6338** CFD26W/4P/830
- S6339** CFD26W/4P/835
- S6340** CFD26W/4P/841

Packing:
50/Master,
Individually Boxed

SATCO COMPACT FLUORESCENT LAMPS QUALITY • VALUE • PERFORMANCE

Watts	Bulb Type	Base	Satco Order No.	Lamp Code	Description	Avg. Rated Hours	Initial Lumens	Nominal Length	Mst. Ctn./ Inner Pack.
13	T4	G24q-1	S6329	CFD13W/4P/827	2700K 82CRI	12000	900	5.2"	50/5
13	T4	G24q-1	S6330	CFD13W/4P/830	3000K 82CRI	12000	900	5.2"	50/5
13	T4	G24q-1	S6331	CFD13W/4P/835	3500K 82CRI	12000	900	5.2"	50/5
13	T4	G24q-1	S6332	CFD13W/4P/841	4100K 82CRI	12000	900	5.2"	50/5
18	T4	G24q-2	S6333	CFD18W/4P/827	2700K 82CRI	12000	1250	5.8"	50/5
18	T4	G24q-2	S6334	CFD18W/4P/830	3000K 82CRI	12000	1250	5.8"	50/5
18	T4	G24q-2	S6335	CFD18W/4P/835	3500K 82CRI	12000	1250	5.8"	50/5
18	T4	G24q-2	S6336	CFD18W/4P/841	4100K 82CRI	12000	1250	5.8"	50/5
26	T4	G24q-3	S6337	CFD26W/4P/827	2700K 82CRI	12000	1825	6.5"	50/5
26	T4	G24q-3	S6338	CFD26W/4P/830	3000K 82CRI	12000	1825	6.5"	50/5
26	T4	G24q-3	S6339	CFD26W/4P/835	3500K 82CRI	12000	1825	6.5"	50/5
26	T4	G24q-3	S6340	CFD26W/4P/841	4100K 82CRI	12000	1825	6.5"	50/5

fluorescent lamps



Compact Fluorescent Four Pin Electronic Triple Tube



CFT13W/4P

13 Watt
GX24q-1 4 Pin Base
S6496 CFT13W/4P/830
S6497 CFT13W/4P/835
S6498 CFT13W/4P/841

CFT18W/4P

18 Watt
GX24q-2 4 Pin Base
S6342 CFT18W/4P/830
S6343 CFT18W/4P/835
S6344 CFT18W/4P/841

CFT26W/4P

26 Watt
GX24q-3 4 Pin Base
S6346 CFT26W/4P/830
S6347 CFT26W/4P/835
S6348 CFT26W/4P/841

CFT32W/4P

32 Watt
GX24q-3 4 Pin Base
S6350 CFT32W/4P/830
S6351 CFT32W/4P/835
S6352 CFT32W/4P/841

CFT42W/4P

42 Watt
GX24q-4 4 Pin Base
S6354 CFT42W/4P/830
S6355 CFT42W/4P/835
S6356 CFT42W/4P/841

Not Shown
Actual Size

Packing:
50/Master,
Individually Boxed

SATCO COMPACT FLUORESCENT LAMPS
QUALITY • VALUE • PERFORMANCE

Watts	Bulb Type	Base	Satco Order No.	Lamp Code	Description	Avg. Rated Hours	Lumens	Length	Pack. Type	Mst.Ctn./ Inner Pack
13	T4	GX24Q-1	S6496	CFT13W/4P/830	3000K 82CRI	12000	900	4.2"	Box	50/5
13	T4	GX24Q-1	S6497	CFT13W/4P/835	3500K 82CRI	12000	900	4.2"	Box	50/5
13	T4	GX24Q-1	S6498	CFT13W/4P/841	4100K 82CRI	12000	900	4.2"	Box	50/5
18	T4	GX24q-2	S6342	CFT18W/4P/830	3000K 82CRI	12000	1200	4.4"	Box	50/5
18	T4	GX24q-2	S6343	CFT18W/4P/835	3500K 82CRI	12000	1200	4.4"	Box	50/5
18	T4	GX24q-2	S6344	CFT18W/4P/841	4100K 82CRI	12000	1200	4.4"	Box	50/5
26	T4	GX24q-3	S6346	CFT26W/4P/830	3000K 82CRI	12000	1800	5.0"	Box	50/5
26	T4	GX24q-3	S6347	CFT26W/4P/835	3500K 82CRI	12000	1800	5.0"	Box	50/5
26	T4	GX24q-3	S6348	CFT26W/4P/841	4100K 82CRI	12000	1800	5.0"	Box	50/5
32	T4	GX24q-3	S6350	CFT32W/4P/830	3000K 82CRI	12000	2400	5.6"	Box	50/5
32	T4	GX24q-3	S6351	CFT32W/4P/835	3500K 82CRI	12000	2400	5.6"	Box	50/5
32	T4	GX24q-3	S6352	CFT32W/4P/841	4100K 82CRI	12000	2400	5.6"	Box	50/5
42	T4	GX24q-4	S6354	CFT42W/4P/830	3000K 82CRI	12000	3200	6.5"	Box	50/5
42	T4	GX24q-4	S6355	CFT42W/4P/835	3500K 82CRI	12000	3200	6.5"	Box	50/5
42	T4	GX24q-4	S6356	CFT42W/4P/841	4100K 82CRI	12000	3200	6.5"	Box	50/5

fluorescent lamps

Compact Fluorescent *Twin* Tubes

Not Shown Actual Size

10,000 Hours



CF5DS

**5 Watt
G23 Base**

S6700 CF5DS/827
S6701 CF5DS/841

Packing:
50/Master,
Individually Boxed



CF7DS

**7 Watt
G23 Base**

S6702 CF7DS/827
S6703 CF7DS/835
S6704 CF7DS/841
S6705 CF7DS/850

Packing:
50/Master,
Individually Boxed



CF9DS

**9 Watt
G23 Base**

S6706 CF9DS/827
S6707 CF9DS/835
S6708 CF9DS/841
S6709 CF9DS/850

Packing:
50/Master,
Individually Boxed



CF13DS

**13 Watt
GX23 Base**

S6710 CF13DS/827
S6780 CF13DS/830
S6711 CF13DS/835
S6712 CF13DS/841
S6713 CF13DS/850

Packing:
50/Master,
Individually Boxed

Watts	Bulb Type	Base	Satco Order No.	Lamp Code	Description	Avg. Rated Hours	Lumens	Length	Pack. Type	Mst. Ctn./ Inner Pack
5	T4	G23	S6700	CF5DS/827	2700K 82CRI	10000	230	4.2"	Box	50
5	T4	G23	S6701	CF5DS/841	4100K 82CRI	10000	230	4.2"	Box	50
7	T4	G23	S6702	CF7DS/827	2700K 82CRI	10000	400	5.3"	Box	50
7	T4	G23	S6703	CF7DS/835	3500K 82CRI	10000	400	5.3"	Box	50
7	T4	G23	S6704	CF7DS/841	4100K 82CRI	10000	400	5.3"	Box	50
7	T4	G23	S6705	CF7DS/850	5000K 82CRI	10000	400	5.3"	Box	50
9	T4	G23	S6706	CF9DS/827	2700K 82CRI	10000	580	6.5"	Box	50
9	T4	G23	S6707	CF9DS/835	3500K 82CRI	10000	580	6.5"	Box	50
9	T4	G23	S6708	CF9DS/841	4100K 82CRI	10000	580	6.5"	Box	50
9	T4	G23	S6709	CF9DS/850	5000K 82CRI	10000	580	6.5"	Box	50
13	T4	GX23	S6710	CF13DS/827	2700K 82CRI	10000	800	7.1"	Box	50
13	T4	GX23	S6780	CF13DS/830	3000K 82CRI	10000	800	7.1"	Box	50
13	T4	GX23	S6711	CF13DS/835	3500K 82CRI	10000	800	7.1"	Box	50
13	T4	GX23	S6712	CF13DS/841	4100K 82CRI	10000	800	7.1"	Box	50
13	T4	GX23	S6713	CF13DS/850	5000K 82CRI	10000	800	7.1"	Box	50

Compact Fluorescent *Four Pin* Tubes

10,000 Hours

Not Shown Actual Size



CF13DS/E

13 Watt

2G7 4 Pin Base

S6417 CF13DS/E/827

S6418 CF13DS/E/830

S6419 CF13DS/E/841

Packing:

50/Master,

Individually Boxed



CF9DS/E

9 Watt

2G7 4 Pin Base

S6415 CF9DS/E/827

S6416 CF9DS/E/841

Packing:

50/Master,

Individually Boxed



CF7DS/E

7 Watt

2G7 4 Pin Base

S6413 CF7DS/E/827

S6414 CF7DS/E/841

Packing:

50/Master,

Individually Boxed



CF5DS/E

5 Watt

2G7 4 Pin Base

S6411 CF5DS/E/827

S6412 CF5DS/E/841

Packing:

50/Master,

Individually Boxed

Watts	Bulb Type	Base	Satco Order No.	Lamp Code	Description	Avg. Rated Hours	Lumens	Length	Pack. Type	Mst.Ctn./ Inner Pack
5	T4	2G7	S6411	CF5DS/E/827	2700K 82CRI	10000	230	3.4"	Box	50
5	T4	2G7	S6412	CF5DS/E/841	4100K 82CRI	10000	230	3.4"	Box	50
7	T4	2G7	S6413	CF7DS/E/827	2700K 82CRI	10000	400	4.5"	Box	50
7	T4	2G7	S6414	CF7DS/E/841	4100K 82CRI	10000	400	4.5"	Box	50
9	T4	2G7	S6415	CF9DS/E/827	2700K 82CRI	10000	580	5.7"	Box	50
9	T4	2G7	S6416	CF9DS/E/841	4100K 82CRI	10000	580	5.7"	Box	50
13	T4	2GX7	S6417	CF13DS/E/827	2700K 82CRI	10000	800	6.2"	Box	50
13	T4	2GX7	S6418	CF13DS/E/830	3000K 82CRI	10000	800	6.2"	Box	50
13	T4	2GX7	S6419	CF13DS/E/841	4100K 82CRI	10000	800	6.2"	Box	50

fluorescent lamps

Compact Fluorescent

Two Pin *10,000 Hours* Quad Tubes

Not Shown
Actual Size



CF9DD

9 Watt

G23-2 2 Pin Base

S6714 CF9DD/827

S6715 CF9DD/830

S6716 CF9DD/835

Packing:
50/Master,
Individually Boxed



CF13DD

13 Watt

GX23-2 2 Pin Base

S6717 CF13DD/827

S6718 CF13DD/830

S6719 CF13DD/835

S6720 CF13DD/841

Packing:
50/Master,
Individually Boxed



CF18DD

18 Watt

G24d-2 2 Pin Base

S6721 CF18DD/827

S6722 CF18DD/830

S6723 CF18DD/835

S6724 CF18DD/841

Packing:
50/Master,
Individually Boxed



CF26DD

26 Watt

G24d-3 2 Pin Base

S6725 CF26DD/827

S6726 CF26DD/830

S6727 CF26DD/835

S6728 CF26DD/841

Packing:
50/Master,
Individually Boxed

Watts	Bulb Type	Base	Satco Order No.	Lamp Code	Description	Avg. Rated Hours	Initial Lumens	Nominal Length	Carton
9	T4	G23-2	S6714	CF9DD/827	2700K 82CRI	10000	525	4.3"	50
9	T4	G23-2	S6715	CF9DD/830	3000K 82CRI	10000	525	4.3"	50
9	T4	G23-2	S6716	CF9DD/835	3500K 82CRI	10000	525	4.3"	50
13	T4	GX23-2	S6717	CF13DD/827	2700K 82CRI	10000	780	4.6"	50
13	T4	GX23-2	S6718	CF13DD/830	3000K 82CRI	10000	780	4.6"	50
13	T4	GX23-2	S6719	CF13DD/835	3500K 82CRI	10000	780	4.6"	50
13	T4	GX23-2	S6720	CF13DD/841	4100K 82CRI	10000	780	4.6"	50
18	T4	G24D-2	S6721	CF18DD/827	2700K 82CRI	10000	1250	6.0"	50
18	T4	G24D-2	S6722	CF18DD/830	3000K 82CRI	10000	1250	6.0"	50
18	T4	G24D-2	S6723	CF18DD/835	3500K 82CRI	10000	1250	6.0"	50
18	T4	G24D-2	S6724	CF18DD/841	4100K 82CRI	10000	1250	6.0"	50
26	T4	G24D-3	S6725	CF26DD/827	2700K 82CRI	10000	1825	6.8"	50
26	T4	G24D-3	S6726	CF26DD/830	3000K 82CRI	10000	1825	6.8"	50
26	T4	G24D-3	S6727	CF26DD/835	3500K 82CRI	10000	1825	6.8"	50
26	T4	G24D-3	S6728	CF26DD/841	4100K 82CRI	10000	1825	6.8"	50

Compact Fluorescent *Four Pin* Electronic

Not Shown Actual Size



CF26DD/E

26 Watt

G24q-3 4 Pin Base

S6737 CF26DD/E/827

S6738 CF26DD/E/830

S6739 CF26DD/E/835

S6740 CF26DD/E/841

Packing:
50/Master,
Individually Boxed



CF18DD/E

18 Watt

G24q-2 4 Pin Base

S6733 CF18DD/E/827

S6734 CF18DD/E/830

S6735 CF18DD/E/835

S6736 CF18DD/E/841

Packing:
50/Master,
Individually Boxed



CF13DD/E

13 Watt

G24q-1 4 Pin Base

S6729 CF13DD/E/827

S6730 CF13DD/E/830

S6731 CF13DD/E/835

S6732 CF13DD/E/841

Packing:
50/Master,
Individually Boxed

Watts	Bulb Type	Base	Satco Order No.	Lamp Code	Description	Avg. Rated Hours	Initial Lumens	Nominal Length	Carton
13	T4	G24q-1	S6729	CF13DD/E/827	2700K 82CRI	12000	900	5.2"	50
13	T4	G24q-1	S6730	CF13DD/E/830	3000K 82CRI	12000	900	5.2"	50
13	T4	G24q-1	S6731	CF13DD/E/835	3500K 82CRI	12000	900	5.2"	50
13	T4	G24q-1	S6732	CF13DD/E/841	4100K 82CRI	12000	900	5.2"	50
18	T4	G24q-2	S6733	CF18DD/E/827	2700K 82CRI	12000	1250	5.8"	50
18	T4	G24q-2	S6734	CF18DD/E/830	3000K 82CRI	12000	1250	5.8"	50
18	T4	G24q-2	S6735	CF18DD/E/835	3500K 82CRI	12000	1250	5.8"	50
18	T4	G24q-2	S6736	CF18DD/E/841	4100K 82CRI	12000	1250	5.8"	50
26	T4	G24q-3	S6737	CF26DD/E/827	2700K 82CRI	12000	1825	6.5"	50
26	T4	G24q-3	S6738	CF26DD/E/830	3000K 82CRI	12000	1825	6.5"	50
26	T4	G24q-3	S6739	CF26DD/E/835	3500K 82CRI	12000	1825	6.5"	50
26	T4	G24q-3	S6740	CF26DD/E/841	4100K 82CRI	12000	1825	6.5"	50

fluorescent lamps

Compact Fluorescent

Four Pin Electronic

Triple Tube

Color Reference Guide

827 = 2700K Warm White
 830 = 3000K Soft White
 835 = 3500K Neutral
 841 = 4100K Cool White



CF13DT/E

13 Watt

G24q-1 4 Pin Base

S4369 CF13DT/E/827
S4370 CF13DT/E/830
S4371 CF13DT/E/835
S4372 CF13DT/E/841

Packing:50/Master,
 Individually Boxed



CF18DT/E

18 Watt

GX24q-2 4 Pin Base

S6741 CF18DT/E/IN/827
S6742 CF18DT/E/IN/830
S6743 CF18DT/E/IN/835
S6744 CF18DT/E/IN/841

Packing:50/Master,
 Individually Boxed



CF26DT/E

26 Watt

GX24q-3 4 Pin Base

S6745 CF26DT/E/IN/827
S6746 CF26DT/E/IN/830
S6747 CF26DT/E/IN/835
S6748 CF26DT/E/IN/841

Packing:50/Master,
 Individually Boxed

Watts	Bulb Type	Base	Satco Order No.	Lamp Code	Description	Avg. Rated Hours	Initial Lumens	Nominal Length	Carton
13	T4	GX24Q-1	S4369	CF13DT/E/827	2700K 82CRI	12000	900	4.2"	50
13	T4	GX24Q-1	S4370	CF13DT/E/830	3000K 82CRI	12000	900	4.2"	50
13	T4	GX24Q-1	S4371	CF13DT/E/835	3500K 82CRI	12000	900	4.2"	50
13	T4	GX24Q-1	S4372	CF13DT/E/841	4100K 82CRI	12000	900	4.2"	50
18	T4	GX24q-2	S6741	CF18DT/E/IN/827	2700K 82CRI	12000	1200	4.4"	50
18	T4	GX24q-2	S6742	CF18DT/E/IN/830	3000K 82CRI	12000	1200	4.4"	50
18	T4	GX24q-2	S6743	CF18DT/E/IN/835	3500K 82CRI	12000	1200	4.4"	50
18	T4	GX24q-2	S6744	CF18DT/E/IN/841	4100K 82CRI	12000	1200	4.4"	50
26	T4	GX24q-3	S6745	CF26DT/E/IN/827	2700K 82CRI	12000	1800	5.0"	50
26	T4	GX24q-3	S6746	CF26DT/E/IN/830	3000K 82CRI	12000	1800	5.0"	50
26	T4	GX24q-3	S6747	CF26DT/E/IN/835	3500K 82CRI	12000	1800	5.0"	50
26	T4	GX24q-3	S6748	CF26DT/E/IN/841	4100K 82CRI	12000	1800	5.0"	50

Compact Fluorescent

Four Pin Electronic

Triple Tube

Not Shown Actual Size



CF57DT/E

57 Watt

GX24q-5 4 Pin Base

- S6421** CF57DT/E/IN/827
- S6422** CF57DT/E/IN/830
- S6423** CF57DT/E/IN/835
- S6424** CF57DT/E/IN/841

Packing:
50/Master,
Individually Boxed



CF42DT/E

42 Watt

GX24q-4 4 Pin Base

- S6753** CF42DT/E/IN/827
- S6754** CF42DT/E/IN/830
- S6755** CF42DT/E/IN/835
- S6756** CF42DT/E/IN/841

Packing:
50/Master,
Individually Boxed



CF32DT/E

32 Watt

GX24q-3 4 Pin Base

- S6749** CF32DT/E/IN/827
- S6750** CF32DT/E/IN/830
- S6751** CF32DT/E/IN/835
- S6752** CF32DT/E/IN/841

Packing:
50/Master,
Individually Boxed

Watts	Bulb Type	Base	Satco Order No.	Lamp Code	Description	Avg. Rated Hours	Lumens	Length	Pack. Type	Mst. Ctn./ Inner Pack
32	T4	GX24q-3	S6749	CF32DT/E/IN/827	2700K 82CRI	12000	2400	5.6"	Box	50
32	T4	GX24q-3	S6750	CF32DT/E/IN/830	3000K 82CRI	12000	2400	5.6"	Box	50
32	T4	GX24q-3	S6751	CF32DT/E/IN/835	3500K 82CRI	12000	2400	5.6"	Box	50
32	T4	GX24q-3	S6752	CF32DT/E/IN/841	4100K 82CRI	12000	2400	5.6"	Box	50
42	T4	GX24q-4	S6753	CF42DT/E/IN/827	2700K 82CRI	12000	3200	6.5"	Box	50
42	T4	GX24q-4	S6754	CF42DT/E/IN/830	3000K 82CRI	12000	3200	6.5"	Box	50
42	T4	GX24q-4	S6755	CF42DT/E/IN/835	3500K 82CRI	12000	3200	6.5"	Box	50
42	T4	GX24q-4	S6756	CF42DT/E/IN/841	4100K 82CRI	12000	3200	6.5"	Box	50
57	T4	GX24q-5	S6421	CF57DT/E/IN/827	2700K 82CRI	12000	4300	7.76"	Box	50
57	T4	GX24q-5	S6422	CF57DT/E/IN/830	3000K 82CRI	12000	4300	7.76"	Box	50
57	T4	GX24q-5	S6423	CF57DT/E/IN/835	3500K 82CRI	12000	4300	7.76"	Box	50
57	T4	GX24q-5	S6424	CF57DT/E/IN/841	4100K 82CRI	12000	4300	7.76"	Box	50

fluorescent lamps

Compact Fluorescent

Long Twin Tube

2G11 Base

fluorescent lamps



18 Watt

S6757 FT18DL/830
S2964 FT18DL/830/RS
S6758 FT18DL/835
S2965 FT18DL/835/RS
S6759 FT18DL/841
S2966 FT18DL/841/RS

40 Watt

S6766 FT40DL/830/RS
S6767 FT40DL/835/RS
S6768 FT40DL/841/RS

24 Watt

S6760 FT24DL/830
S6761 FT24DL/835
S6762 FT24DL/841

50 Watt

S2967 PLL50W/830/RS
S2968 PLL50W/835/RS
S2969 PLL50W/841/RS

36 Watt

S6763 FT36DL/830
S6764 FT36DL/835
S6765 FT36DL/841

55 Watt

S6769 FT55DL/830
S6770 FT55DL/835
S6771 FT55DL/841

Color Reference Guide

830 = 3000K Soft White
 835 = 3500K Neutral
 841 = 4100K Cool White

Not Shown Actual Size

Watts	Bulb Type	Base	Satco Order No.	Lamp Code	Description	Avg. Rated Hours	Initial Lumens	Nominal Length	Carton
18	T5	2G11	S6757	FT18DL/830	3000K 82CRI	12000	1250	9.0"	10
18	T5	2G11	S2964	FT18DL/830/RS	3000K 82CRI	20000	1250	10.5"	10
18	T5	2G11	S6758	FT18DL/835	3500K 82CRI	12000	1250	9.0"	10
18	T5	2G11	S2965	FT18DL/835/RS	3500K 82CRI	20000	1250	10.5"	10
18	T5	2G11	S6759	FT18DL/841	4100K 82CRI	12000	1250	9.0"	10
18	T5	2G11	S2966	FT18DL/841/RS	4100K 82CRI	20000	1250	10.5"	10
24	T5	2G11	S6760	FT24DL/830	3000K 82CRI	12000	1800	12.9"	10
24	T5	2G11	S6761	FT24DL/835	3500K 82CRI	12000	1800	12.9"	10
24	T5	2G11	S6762	FT24DL/841	4100K 82CRI	12000	1800	12.9"	10
36	T5	2G11	S6763	FT36DL/830	3000K 82CRI	12000	2900	16.6"	10
36	T5	2G11	S6764	FT36DL/835	3500K 82CRI	12000	2900	16.6"	10
36	T5	2G11	S6765	FT36DL/841	4100K 82CRI	12000	2900	16.6"	10
40	T5	2G11	S6766	FT40DL/830/RS	3000K 82CRI	20000	3150	22.6"	10
40	T5	2G11	S6767	FT40DL/835/RS	3500K 82CRI	20000	3150	22.6"	10
40	T5	2G11	S6768	FT40DL/841/RS	4100K 82CRI	20000	3150	22.6"	10
50	T5	2G11	S2967	PLL 50W/830/RS	3000K 82CRI	14000	4300	22.5"	25
50	T5	2G11	S2968	PLL 50W/835/RS	3500K 82CRI	14000	4300	22.5"	25
50	T5	2G11	S2969	PLL50W/841/RS	4100K 82CRI	14000	4300	22.5"	25
55	T5	2G11	S6769	FT55DL/830	3000K 82CRI	12000	4800	21.1"	10
55	T5	2G11	S6770	FT55DL/835	3500K 82CRI	12000	4800	21.1"	10
55	T5	2G11	S6771	FT55DL/841	4100K 82CRI	12000	4800	21.1"	10

Compact Fluorescent *Specialty* Tubes



Dulux-T

18 Watt

S4367 CF18DT/827

26 Watt

S4368 CF26DT/827

Packing: 50/Master,
Individually Sleeved

Quad

22 Watt

S6020 FDL22LE/D

S6021 FDL22EX/D

28 Watt

S6022 FDL28LE/D

S6023 FDL28EX/D

Packing: 50/Master,
Individually Sleeved

Dulux-L

18 Watt

S6772 CF18DF/830

S6773 CF18DF/841

24 Watt

S6774 CF24DF/830

S6775 CF24DF/841

36 Watt

S6776 CF36DF/830

S6777 CF36DF/841

Packing: 10/Master,
Individually Sleeved

Color Reference Guide

830 = 3000K Soft White

835 = 3500K Neutral

841 = 4100K Cool White

Not Shown Actual Size

Watts	Bulb Type	Base	Salco Order No.	Lamp Code	Description	Avg. Rated Hours	Lumens	Length	Pack. Type	Mst. Ctn./ Inner Pack
22	T5	GX32D-2	S6020	FDL22LE/D	2800K 84CRI	10000	1200	6.0"	Sleeve	50
22	T5	GX32D-2	S6021	FDL22EX/D	5000K 84CRI	10000	1200	6.0"	Sleeve	50
28	T5	GX32D-3	S6022	FDL28LE/D	2800K 84CRI	10000	1600	6.8"	Sleeve	50
28	T5	GX32D-3	S6023	FDL28EX/D	5000K 84CRI	10000	1600	6.8"	Sleeve	50
18	T4	GX24D-2	S4367	CF18DT/827	2700K 82CRI	12000	1200	4.8"	Box	50
26	T4	GX24D-3	S4368	CF26DT/827	2700K 82CRI	12000	1800	5.4"	Box	50
18	T5	2G10	S6772	CF18DF/830	3000K 82CRI	10000	1100	4.8"	Sleeve	10
18	T5	2G10	S6773	CF18DF/841	4100K 82CRI	10000	1100	4.8"	Sleeve	10
24	T5	2G10	S6774	CF24DF/830	3000K 82CRI	10000	1700	6.7"	Sleeve	10
24	T5	2G10	S6775	CF24DF/841	4100K 82CRI	10000	1700	6.7"	Sleeve	10
36	T5	2G10	S6776	CF36DF/830	3000K 82CRI	10000	2800	8.5"	Sleeve	10
36	T5	2G10	S6777	CF36DF/841	4100K 82CRI	10000	2800	8.5"	Sleeve	10

Compact Fluorescent



Mini Spirals

Not Shown Actual Size



Mini Spiral



Mini Spiral
(Candelabra Base)

MINI SPIRALS Their petite size and high lumen output have made this series the CFL of choice. These minis are suitable for many applications such as, table lamps, wall sconces, chandeliers with shades and task lighting with reflectors.

- 2700K, 3000K & 5000K Color Temperatures
- 6000 Hours Lamp Life
- Energy Star Certified*

Watts	Base	Satco Order No.	Lamp Code	Color Temp.	Avg. Rated Hours	Volts	Lumens	CRI	Length	Mst.Ctn./ Inner Pack
5	E26/Med.	S6298	EFMSP5/27	2700K	10000	120	250	82	4.06"	6/24 Box
9	E26/Med.	S6200*	EFMSP9/30	3000K	10000	120	500	82	4.45"	6/24 Blister
11	E26/Med.	S6201*	EFMSP11/30	3000K	6000	120	550	82	4.76"	6/24 Blister
13	E26/Med.	S6202*	EFMSP13/30	3000K	10000	120	800	82	4.96"	6/24 Blister
15	E26/Med.	S6203*	EFMSP15/30	3000K	10000	120	900	82	4.80"	6/24 Blister
18	E26/Med.	S6243*	EFMSP18/30	3000K	10000	120	1100	82	5.28"	6/24 Blister
26	E26/Med.	S6204	EFMSP26/30	3000K	10000	120	1600	82	5.94"	6/24 Blister
13	E26/Med.	S6223	EFMSP13/50	5000K	10000	120	800	82	4.96"	6/24 Blister
15	E26/Med.	S6224	EFMSP15/50	5000K	10000	120	900	82	4.80"	6/24 Blister
26	E26/Med.	S6225	EFMSP26/50	5000K	10000	120	1600	82	5.94"	6/24 Blister
5	E12/Cand.	S6297	EFMSP5/27	2700K	10000	120	250	82	4.13"	6/24 Box
9	E12/Cand.	S6251	EFMSP9/30	3000K	10000	120	500	82	4.45"	6/24 Blister
11	E12/Cand.	S6252	EFMSP11/30	3000K	6000	120	550	82	4.76"	6/24 Blister
13	E12/Cand.	S6253	EFMSP13/30	3000K	10000	120	800	82	4.96"	6/24 Blister
230V										
13	E27/Med.	S6247	EFMSP13/50	5000K	10000	230	800	82	4.96"	6/24 Blister
26	E27/Med.	S6248	EFMSP26/50	5000K	10000	230	1600	82	5.94"	6/24 Blister

*Energy Star Certified

fluorescent lamps



3-Way Spiral



Dimmable Spiral



Standard Spiral

- Dimmable & 3-Way Models
- 3000K & 5000K Color Temperatures
- 6000 Hours Lamp Life
- Energy Star Certified*



STANDARD SPIRALS Our new line of full size spiral lamps now feature a 23 watt dimmable model and our new 12/20/26 watt 3-way CFL. Other choices include lamps available in wattages from 15 to 32 watts in two color temperatures.

Watts	Base	Satco Order No.	Lamp Code	Color Temp.	Avg. Rated Hours	Volts	Lumens	CRI	Length	Mst.Ctn./ Inner Pack
15	E26/Med.	S6205*	EFSP15/30	3000K	6000	120	900	82	5.35"	6/24 Blister
20	E26/Med.	S6206*	EFSP20/30	3000K	6000	120	1200	82	5.67"	6/24 Blister
23	E26/Med.	S6207*	EFSP23/30	3000K	6000	120	1380	82	6.02"	6/24 Blister
26	E26/Med.	S6209*	EFSP26/30	3000K	6000	120	1600	82	6.14"	6/24 Blister
32	E26/Med.	S6210*	EFSP32/30	3000K	6000	120	1920	82	6.73"	6/24 Blister
15	E26/Med.	S6226	EFSP15/50	5000K	6000	120	900	82	5.35"	6/24 Blister
20	E26/Med.	S6227	EFSP20/50	5000K	6000	120	1200	82	5.67"	6/24 Blister
23	E26/Med.	S6228	EFSP23/50	5000K	6000	120	1380	82	6.02"	6/24 Blister
26	E26/Med.	S6229	EFSP26/50	5000K	6000	120	1600	82	6.14"	6/24 Blister
32	E26/Med.	S6240	EFSP32/50	5000K	6000	120	1920	82	6.73"	6/24 Blister
12/20/26	E26/Med.	S6211*	EFSP12-26/30/3WAY	3000K	6000	120	660/1200/1600	82	6.02"	6/24 Blister
23	E26/Med.	S6212*	EFSP23/30/DIM	3000K	6000	120	1380	82	6.02"	6/24 Blister

*Energy Star Certified

Compact Fluorescent R20 Reflectors



6000 Hours

Not Shown Actual Size



R20

Reflector



R20

Reflector
(Long)

R E F L E C T O R S
Compact, sleek and efficient describe this latest series of energy saving reflectors. Technology has enabled us to develop these 21st century products; their performance and appearance rival their incandescent counterparts.

- 3000K & 5000K Color Temperatures
- 6000 Hours Lamp Life
- Energy Star Certified*



Watts	Base	Salco Order No.	Lamp Code	Color Temp.	Avg. Rated Hours	Volts	Lumens	CRI	Length	Mst. Ctn./ Inner Pack
5	E26/Med.	S6244*	EFR205/30	3000K	6000	120	260	82	4.21"	6/24 Blister
11	E26/Med.	S6245	EFR20L11/30	3000K	6000	120	330	82	4.96"	6/24 Blister
230V										
11	E27/Med.	S6249	EFR20L11/50	5000K	6000	230	330	82	4.96"	6/24 Blister

fluorescent lamps



Compact Fluorescent **R30 & BR38** Reflectors

6000 Hours



Not Shown Actual Size



WET LOCATION	BR38	R30	R30
	Outdoor Reflector	Dimmable Reflector	Reflector

REFLECTORS Our new 23 watt PAR38 reflector delivers a high lumen punch of light while being Energy Star certified and U.L. listed for wet location applications. Also new is our "Dimmable" R30 reflector.

- 3000K & 5000K Color Temperatures
- 6000 Hours Lamp Life
- Energy Star Certified*



Watts	Base	Satco Order No.	Lamp Code	Color Temp.	Avg. Rated Hours	Volts	Lumens	CRI	Length	Mst.Ctn./ Inner Pack
15	E26/Med.	S6213*	EFR3015/30	3000K	6000	120	550	82	5.39"	6/24 Blister
15	E26/Med.	S6255*	EFR3015/DIM/30	3000K	6000	120	525	82	6.10"	6/24 Blister
23	E26/Med.	S6215*	EFPAR3823/30	3000K	6000	120	960	82	6.50"	6/24 Blister

*Energy Star Certified

fluorescent lamps

Compact Fluorescent



R40 Reflectors

6000 Hours

Not Shown Actual Size



R40

Reflector

R40

Dimmable
Reflector

R E F L E C T O R S
Compact, sleek and efficient describe this latest series of energy saving reflectors.

- 3000K Color Temperatures
- 6000 Hours Lamp Life
- Energy Star Certified*



Watts	Base	Satco Order No.	Lamp Code	Color Temp.	Avg. Rated Hours	Volts	Lumens	CRI	Length	Mst.Ctn./ Inner Pack
23	E26/Med.	S6214*	EFR4023/30	3000K	6000	120	920	82	6.50"	6/24 Blister
23	E26/Med.	S6256	EFR4023/DIM/30	3000K	6000	120	920	82	7.00"	6/24 Blister

*Energy Star Certified

fluorescent lamps



Compact Fluorescent

6000 Hours

A Type Household Bulbs



Not Shown Actual Size

15W	11W	9W	7W
Household Bulb	Household Bulb	Household Bulb	Household Bulb

A-TYPE BULBS This collection provides an aesthetic value to these functional products. The compact A-type lamp delivers impressive lumen performance for an enclosed lamp.

- 3000K Color Temperatures
- 6000 Hours Lamp Life
- Energy Star Certified*



Watts	Base	Satco Order No.	Lamp Code	Color Temp.	Avg. Rated Hours	Volts	Lumens	CRI	Length	Mst.Ctn./ Inner Pack
7	E26/Med.	S6233*	EF7A19/30	3000K	6000	120	300	82	4.54"	6/24 Blister
9	E26/Med.	S6239*	EF9A19/30	3000K	6000	120	450	82	4.61"	6/24 Blister
11	E26/Med.	S6246*	EF11A19/30	3000K	6000	120	540	82	4.96"	6/24 Blister
15	E26/Med.	S6216*	EF15A19/30	3000K	6000	120	720	82	5.39"	6/24 Blister

*Energy Star Certified

fluorescent lamps

Compact Fluorescent Bulbs



fluorescent lamps



- 3000K & 5000K Color Temperatures
- 6000 Hours Lamp Life
- Energy Star Certified*



Not Shown Actual Size

Watts	Base	Salco Order No.	Lamp Code	Color Temp.	Avg. Rated Hours	Volts	Lumens	CRI	Length	Mst. Ctn./ Inner Pack
3	E12/Cand.	S6219	EFTOR3/30	3000K	6000	120	120	82	4.96"	6/24 Blister
7	E12/Cand.	S6220	EFTOR7/30	3000K	6000	120	280	82	4.96"	6/24 Blister
3	E26/Med.	S6221	EFTOR3/30	3000K	6000	120	120	82	4.96"	6/24 Blister
7	E26/Med.	S6222*	EFTOR7/30	3000K	6000	120	280	82	4.96"	6/24 Blister
15	E26/Med.	S6217	EFT15/30	3000K	6000	120	720	82	5.51"	6/24 Blister
15	E26/Med.	S6241	EFT15/50	5000K	6000	120	720	82	5.51"	6/24 Blister
15	E26/Med.	S6218*	EFG15/30	3000K	6000	120	720	82	5.39"	6/24 Blister
15	E26/Med.	S6242	EFG15/50	5000K	6000	120	720	82	5.39"	6/24 Blister
15	E27/Med.	S6250	EFG15/50/230	5000K	6000	230	720	82	5.39"	6/24 Blister

*Energy Star Certified



23W
Spiral Bulb

with Dual Photocells



Mini Spiral

Bug Light

Watts	Base	Satco Order No.	Lamp Code	Color Temp.	Avg. Rated Hours	Volts	Lumens	CRI	Length	Mst.Ctn./ Inner Pack
15	E26/Med.	S6254	EFMSP15/BUG	N/A	10000	120	N/A	N/A	4.88"	6/24 Blister
23	E26/Med.	S6257	EF23/SPL/PHOTO/30	3000K	6000	120	1060	>75	2.5"	6/24 Blister

Not Shown Actual Size

Fluorescent *Specialty* Lamps



fluorescent lamps



22W

Circline Style

- 3000K & 6500K Color Temperatures • 10000 Hours

Not Shown Actual Size

Watts	Base	Satco Order No.	Lamp Code	Color Temp.	Avg. Rated Hours	Volts	Lumens	CRI	M.O.L.	Mst.Ctn./ Inner Pack
22	E26/Med.	S6259	EF/FC8/T9/WW	3000K	10000	120	1060	52	3"	6/24 Blister
22	E26/Med.	S6261	EF/FC8/T9/D	6500K	10000	120	1060	76	3"	6/24 Blister

Metal Halide

Mogul Base



BT28

ED28

BT37

ED37

BT56

- Standard (Probe) Start
- Enclosed Rated
- Universal – Varied Burning Position



ED28

ED37

BT56

Watts	Bulb Type	Base	Salco Order No.	Lamp Code	ANSI	Finish	Color Temp	CRI	Average Rated Hours	Initial Lumens	Operating Position	M.O.L.	Case
175	BT28	Mogul	S4829	MH175/U	M57/E	Clear	4000K	65	10000	14000	Univ.	8 5/16	6
175	ED28	Mogul	S4830	MH175/C/U	M57/E	Coated	3700K	70	10000	13300	Univ.	8 5/16	12
250	BT28	Mogul	S4831	MH250/U	M58/E	Clear	4000K	65	10000	21000	Univ.	8 5/16	6
250	ED28	Mogul	S4832	MH250/C/U	M58/E	Coated	3700K	70	10000	20000	Univ.	8 5/16	12
400	BT37	Mogul	S4833	MH400/U	M59/E	Clear	4000K	65	20000	36000	Univ.	11 1/2	6
400	ED37	Mogul	S4834	MH400/C/U	M59/E	Coated	3700K	70	20000	34000	Univ.	11 1/2	6
400	ED28	Mogul	S4843	MH400/U/ED28	M59/E	Clear	4000K	65	20000	36000	Univ.	8 5/16	12
400	ED28	Mogul	S4844	MH400/C/U/ED28	M59/E	Coated	3700K	70	20000	34000	Univ.	8 5/16	12
1000	BT56	Mogul	S4835	MH1000/U	M47/E	Clear	4000K	65	18000	110000	Univ.	15 3/8	6
1000	BT56	Mogul	S4836	MH1000/C/U	M47/E	Coated	3700K	70	12000	105000	Univ.	15 3/8	6
1000	BT37	Mogul	S4845	MH1000/U/BT37	M47/E	Clear	4000K	65	12000	110000	Univ.	11 1/2	6
1500	BT56	Mogul	S4837	MH1500/HBU	M48/E	Clear	3400K	65	3000	161000	BU 105	15 3/8	6
1500	BT56	Mogul	S4839	MH1500/U/XL	M48/E	Clear	4000K	65	6000	170000	Univ.	15 3/8	6

*Hours and lumens are based on vertical burning position • When used horizontally, hours and lumens are reduced.

Metal Halide

Medium Base



ED17
Clear

ED17
Coated

For Use in Enclosed Rated Fixtures •

PULSE START

Watts	Bulb Type	Base	Salco Order No.	Lamp Code	ANSI	Finish	Color Temp.	CRI	Average Rated Hours	Initial Lumens	Operating Position	M.O.L.	Case
50	ED17	Med.	S4854	MH50/U/MED/PS	M110/E	Clear	4000K	65	10000	3400	Univ.	5 7/16	12
50	ED17	Med.	S4855	MH50/C/U/MED/PS	M110/E	Coated	3700K	70	10000	3200	Univ.	5 7/16	12
70	ED17	Med.	S4856	MH70/U/MED/PS	M98/E	Clear	4000K	65	10000	5600	Univ.	5 7/16	12
70	ED17	Med.	S4857	MH70/C/U/MED/PS	M98/E	Coated	3700K	70	10000	5300	Univ.	5 7/16	12
100	ED17	Med.	S4858	MH100/U/MED/PS	M90/E	Clear	4000K	65	10000	9000	Univ.	5 7/16	12
100	ED17	Med.	S4859	MH100/C/U/MED/PS	M90/E	Coated	3700K	70	10000	8500	Univ.	5 7/16	12
150	ED17	Med.	S4860	MH150/U/MED/PS	M102/E	Clear	4000K	65	10000	14000	Univ.	5 7/16	12
150	ED17	Med.	S4861	MH150/C/U/MED/PS	M102/E	Coated	3700K	70	10000	13300	Univ.	5 7/16	12

STANDARD PROBE START

175	ED17	Med.	S4862	MH175/U/MED	M57/E	Clear	4000K	65	10000	14000	Univ.	5 7/16	12
175	ED17	Med.	S4863	MH175/C/U/MED	M57/E	Coated	3700K	70	10000	13300	Univ.	5 7/16	12



EDX17
Clear

EDX17
Coated

For Use in Open or Enclosed Rated Fixtures •

PULSE START

Watts	Bulb Type	Base	Salco Order No.	Lamp Code	ANSI	Finish	Color Temp.	CRI	Avg. Rated Hours	Initial Lumens	Operating Position	Case
50	EDX17	Med.	S4846	MP50/U/UVS/3K/PS	M110/O	Clear	3000K	65	10000	3200	Univ.	12
50	EDX17	Med.	S4847	MP50/C/U/UVS/3K/PS	M110/O	Coated	3200K	70	10000	3000	Univ.	12
70	EDX17	Med.	S4848	MP70/U/UVS/PS	M98/O	Clear	4000K	65	10000	5300	Univ.	12
70	EDX17	Med.	S4849	MP70/C/U/UVS/PS	M98/O	Coated	3700K	70	10000	5000	Univ.	12
100	EDX17	Med.	S4850	MP100/U/UVS/PS	M90/O	Clear	4000K	65	10000	8500	Univ.	12
100	EDX17	Med.	S4851	MP100/C/U/UVS/PS	M90/O	Coated	3700K	70	10000	8100	Univ.	12
150	EDX17	Med.	S4852	MP150/U/UVS/PS	M102/O	Clear	4000K	65	10000	13300	Univ.	12
150	EDX17	Med.	S4853	MP150/C/U/UVS/PS	M102/O	Coated	3700K	70	10000	12600	Univ.	12

STANDARD PROBE START

175	EDX17	Med.	S4828	MP175/BU-ONLY/MED	M57/O	Clear	3600K	65	10000	14400	Base Up	20
-----	-------	------	--------------	-------------------	-------	-------	-------	----	-------	-------	---------	----

*Hours and lumens are based on vertical burning position • When used horizontally, hours and lumens are reduced.

Metal Halide Medium Base



ED17
Clear

ED17
Coated

For Use in Enclosed Rated Fixtures •

PULSE START

Watts	Bulb Type	Base	Salco Order No.	Lamp Code	ANSI	Finish	Color Temp.	CRI	Average Rated Hours	Initial Lumens	Operating Position	M.O.L.	Case
50	ED17	Med.	S4854	MH50/U/MED/PS	M110/E	Clear	4000K	65	10000	3400	Univ.	5 7/16	12
50	ED17	Med.	S4855	MH50/C/U/MED/PS	M110/E	Coated	3700K	70	10000	3200	Univ.	5 7/16	12
70	ED17	Med.	S4856	MH70/U/MED/PS	M98/E	Clear	4000K	65	10000	5600	Univ.	5 7/16	12
70	ED17	Med.	S4857	MH70/C/U/MED/PS	M98/E	Coated	3700K	70	10000	5300	Univ.	5 7/16	12
100	ED17	Med.	S4858	MH100/U/MED/PS	M90/E	Clear	4000K	65	10000	9000	Univ.	5 7/16	12
100	ED17	Med.	S4859	MH100/C/U/MED/PS	M90/E	Coated	3700K	70	10000	8500	Univ.	5 7/16	12
150	ED17	Med.	S4860	MH150/U/MED/PS	M102/E	Clear	4000K	65	10000	14000	Univ.	5 7/16	12
150	ED17	Med.	S4861	MH150/C/U/MED/PS	M102/E	Coated	3700K	70	10000	13300	Univ.	5 7/16	12

STANDARD PROBE START

175	ED17	Med.	S4862	MH175/U/MED	M57/E	Clear	4000K	65	10000	14000	Univ.	5 7/16	12
175	ED17	Med.	S4863	MH175/C/U/MED	M57/E	Coated	3700K	70	10000	13300	Univ.	5 7/16	12



EDX17
Clear

EDX17
Coated

For Use in Open or Enclosed Rated Fixtures •

PULSE START

Watts	Bulb Type	Base	Salco Order No.	Lamp Code	ANSI	Finish	Color Temp.	CRI	Avg. Rated Hours	Initial Lumens	Operating Position	Case
50	EDX17	Med.	S4846	MP50/U/UVS/3K/PS	M110/O	Clear	3000K	65	10000	3200	Univ.	12
50	EDX17	Med.	S4847	MP50/C/U/UVS/3K/PS	M110/O	Coated	3200K	70	10000	3000	Univ.	12
70	EDX17	Med.	S4848	MP70/U/UVS/PS	M98/O	Clear	4000K	65	10000	5300	Univ.	12
70	EDX17	Med.	S4849	MP70/C/U/UVS/PS	M98/O	Coated	3700K	70	10000	5000	Univ.	12
100	EDX17	Med.	S4850	MP100/U/UVS/PS	M90/O	Clear	4000K	65	10000	8500	Univ.	12
100	EDX17	Med.	S4851	MP100/C/U/UVS/PS	M90/O	Coated	3700K	70	10000	8100	Univ.	12
150	EDX17	Med.	S4852	MP150/U/UVS/PS	M102/O	Clear	4000K	65	10000	13300	Univ.	12
150	EDX17	Med.	S4853	MP150/C/U/UVS/PS	M102/O	Coated	3700K	70	10000	12600	Univ.	12

STANDARD PROBE START

175	EDX17	Med.	S4828	MP175/BU-ONLY/MED	M57/O	Clear	3600K	65	10000	14400	Base Up	20
-----	-------	------	--------------	-------------------	-------	-------	-------	----	-------	-------	---------	----

*Hours and lumens are based on vertical burning position • When used horizontally, hours and lumens are reduced.

Metal Halide

- Mogul Base
- Standard (Probe) Start
- Enclosed Rated
- Specified Burning Position



Watts	Bulb Type	Base*	Salco Order No.	Lamp Code	ANSI	Finish	Color Temp.	CRI	Avg. Rated Hours	Initial Lumens	Operating Position	MOL	Case
175	ED28	E39	S4271	MS175/BU	M57/E	Clear	4000K	65	10000	15000	BU±15°	8 5/16	12
175	ED28	EP39	S4272	MS175/HOR	M57/E	Clear	4000K	65	10000	15000	HOR± 45°	8 5/16	12
175	T15	E39	S4840	MH175/U/T15	M57/E	Clear	4000K	65	10000	14000	Univ.	8 5/16	12
250	ED28	E39	S4273	MS250/BU	M58/E	Clear	4000K	65	10000	23000	BU±15°	8 5/16	12
250	ED28	E39	S4274	MS250/C/BU	M58/E	Coated	3700K	70	10000	22000	BU±15°	8 5/16	12
250	ED28	EP39	S4275	MS250/HOR	M58/E	Clear	4000K	65	10000	23000	HOR± 45°	8 5/16	12
250	T15	E39	S4841	MH250/U/T15	M58/E	Clear	4000K	65	10000	21000	Univ.	8 5/16	12
250	T15	EP39	S4868	MS250/HOR/T15/3K	M58/E	Clear	3200K	65	10000	21000	HOR± 45°	8 5/16	12
400	ED37	E39	S4276	MS400/BU	M59/E	Clear	4000K	65	20000	40000	BU±15°	11 1/2	6
400	ED37	E39	S4277	MS400/C/BU	M59/E	Coated	3700K	70	20000	38000	BU±15°	11 1/2	6
400	ED28	E39	S4278	MS400/BU/ED28	M59/E	Clear	4000K	65	20000	40000	BU±15°	8 5/16	12
400	ED37	EP39	S4279	MS400/HOR	M59/E	Clear	4000K	65	20000	40000	HOR± 45°	11 1/2	6
400	ED37	EP39	S4280	MS400/C/HOR	M59/E	Coated	3700K	70	20000	38000	HOR± 45°	11 1/2	6
400	ED28	EP39	S4281	MS400/HOR/ED28	M59/E	Clear	4000K	65	20000	40000	HOR± 45°	8 5/16	12
400	T15	EP39	S4842	MH400/HBU/T15	M59/E	Clear	4000K	65	15000	36000	BU 90	9 3/4	12
400	T15	EP39	S4282	MS400/HOR/T15/3K	M59/E	Clear	3200K	65	15000	38000	HOR± 45°	9 3/4	12
1000	BT56	E39	S4283	MS1000/BU	M47/E	Clear	4000K	65	12000	115000	BU± 15°	15 3/8	6

*Base Information

E39 = Standard Mogul Base

EP39 = Position Oriented Mogul Base

Pulse Start Metal Halide



- Enclosed Rated •
- Specified •
- Burning Position

ED37
Coated / Clear

ED28
Coated / Clear

ED17
Coated / Clear

Watts	Bulb Type	Base*	Salco Order No.	Lamp Code	ANSI	Finish	Color Temp.	CRI	Avg. Rated Hours	Initial Lumens	Operating Position	MOL	Case
175	ED17	Med	S4234	MS175/BU/MED/PS	M152/E	Clear	4000K	65	15000	17500	BU±15°	5 7/16	12
175	ED17	Med	S4235	MS175/C/BU/MED/PS	M152/E	Coated	3700K	70	15000	16600	BU±15°	5 7/16	12
175	ED28	Mog	S4236	MS175/BU/PS	M152/E	Clear	4000K	65	15000	17500	BU±15°	8 5/16	12
175	ED28	Mog	S4237	MS175/C/BU/PS	M152/E	Coated	3700K	70	15000	16600	BU±15°	8 5/16	12
200	ED17	Med	S4238	MS200/BU/MED/PS	M136/E	Clear	4000K	65	12000	21000	BU±15°	5 7/16	12
200	ED28	Mog	S4291	MS200V/PS	M136/E	Clear	4000K	65	15000	21000	Vert±15°	8 5/16	12
250	ED28	Mog	S4239	MS250V/PS	M153/E	Clear	4000K	65	15000	25000	Vert±15°	8 5/16	12
250	ED28	Mog	S4240	MS250/H75/PS	M153/E	Clear	4000K	65	15000	22000	Hor±5°	8 5/16	12
320	ED28	Mog	S4241	MS320V/ED28/PS	M154/E	Clear	4000K	65	20000	33000	Vert±15°	8 5/16	12
320	ED28	Mog	S4242	MS320/CV/ED28/PS	M154/E	Coated	3700K	70	20000	31000	Vert±15°	8 5/16	12
350	ED37	Mog	S4243	MS350V/PS	M131/E	Clear	4000K	65	20000	37000	Vert±15°	11 1/2	6
350	ED37	Mog	S4244	MS350/CV/PS	M131/E	Coated	3700K	70	20000	35000	Vert±15°	11 1/2	6
400	ED37	Mog	S4245	MS400V/PS	M155/E	Clear	4000K	65	20000	44000	Vert±15°	11 1/2	6
400	ED37	Mog	S4246	MS400/CV/PS	M155/E	Coated	3700K	70	20000	42000	Vert±15°	11 1/2	6
400	ED28	Mog	S4247	MS400V/ED28/PS	M155/E	Clear	4000K	65	20000	44000	Vert±15°	8 5/16	12
400	ED28	Mog	S4248	MS400/CV/ED28/PS	M155/E	Coated	3700K	70	20000	42000	Vert±15°	8 5/16	12
400	ED37	Mog	S4249	MS400/H75/PS	M155/E	Clear	4000K	65	20000	40000	Hor±75°	11 1/2	6
400	ED28	Mog	S4250	MS400/H75/ED28/PS	M155/E	Clear	4000K	65	20000	40000	Hor±75°	8 5/16	12



ED37
Clear / Coated

ED28
Clear / Coated

- Open Rated •
- UV Shield •
- Specified Burning Position •
- Mogul Base •

Watts	Bulb Type	Base*	Salco Order No.	Lamp Code	ANSI	Finish	Color Temp.	CRI	Avg. Rated Hours	Initial Lumens	Operating Position	MOL	Case
200	ED28	Mog EX39	S4251	MP200V/UVS/PS	M136/O	Clear	4000K	65	15000	20000	Vert±15°	8 5/16	12
250	ED28	Mog EX39	S4252	MP250/BU/UVS/PS	M153/O	Clear	4000K	65	15000	23800	BU±15°	8 5/16	12
320	ED28	Mog EX39	S4253	MP320/BU/ED28/UVS/PS	M154/O	Clear	4000K	65	20000	31000	BU±15°	8 5/16	12
320	ED28	Mog EX39	S4254	MP320/C/BU/ED28/UVS/PS	M154/O	Coated	3700K	70	20000	29000	BU±15°	8 5/16	12
320	ED37	Mog EX39	S4255	MP320/BU/ED37/UVS/PS	M154/O	Clear	4000K	65	20000	31000	BU±15°	11 1/2	6
350	ED37	Mog EX39	S4256	MP350V/UVS/PS	M131/O	Clear	4000K	65	20000	35000	Vert±15°	11 1/2	6
350	ED37	Mog EX39	S4257	MP350/CV/UVS/PS	M131/O	Coated	3700K	70	20000	33000	Vert±15°	11 1/2	6
400	ED37	Mog EX39	S4258	MP400/BU/UVS/PS	M155/O	Clear	4000K	65	20000	42000	BU±15°	11 1/2	6
400	ED37	Mog EX39	S4259	MP400/C/BU/UVS/PS	M155/O	Coated	3700K	70	20000	40000	BU±15°	11 1/2	6

HID lamps

Metal Halide

- Ceramic Technology
- Par Type
- Open Rated
- Universal – Burning Position
- Medium Base



PAR20

PAR30

PAR38

Watts	Bulb Type	Base	Satco Order No.	Lamp Code	ANSI	Beam	Initial Lumens	CBCP	Color Temp	CRI	Avg. Life Hours	M.O.L.	Position	Case
39	PAR20	Medium	S4284	CDM35PAR20/M/SP	M130/O	Spot 10°	2000	23000	3000K	81	9000	3 3/4	Universal	12
39	PAR20	Medium	S4285	CDM35PAR20/M/FL	M130/O	Flood 30°	2000	5000	3000K	81	9000	3 3/4	Universal	12
39	PAR30L	Medium	S4876	CDM35PAR30L/M/SP	M130/O	Spot 10°	2000	44000	3000K	81	9000	4 3/4	Universa	6
39	PAR30L	Medium	S4877	CDM35PAR30L/M/FL	M130/O	Flood 30°	2000	7400	3000K	81	9000	4 3/4	Universal	6
70	PAR30L	Medium	S4878	CDM70PAR30L/M/SP	M143/M98/O	Spot 10°	4800	68000	3000K	83	9000	4 3/4	Universal	6
70	PAR30L	Medium	S4879	CDM70PAR30L/M/FL	M143/M98/O	Flood 30°	4800	10000	3000K	83	9000	4 3/4	Universal	6
70	PAR38	Medium	S4897	CDM70PAR38/SP/3K	M143/M98/O	Spot 10°	4800	50000	3000K	82	10000	5 7/6	Universal	12
70	PAR38	Medium	S4812	CDM70PAR38/SP/4K	M143/M98/O	Spot 10°	4200	42000	4000K	92	10000	5 7/6	Universal	12
70	PAR38	Medium	S4898	CDM70PAR38/FL/3K	M143/M98/O	Flood 30°	4800	18000	3000K	82	10000	5 7/6	Universal	12
70	PAR38	Medium	S4813	CDM70PAR38/FL/4K	M143/M98/O	Flood 30°	4200	16000	4000K	92	10000	5 7/6	Universal	12
100	PAR38	Medium	S4888	CDM100PAR38/SP/3K	M140/M90/O	Spot 10°	6800	70000	3000K	85	12500	5 7/6	Universal	12
100	PAR38	Medium	S4814	CDM100PAR38/SP/4K	M140/M90/O	Spot 10°	6000	54000	4000K	93	10000	5 7/6	Universal	12
100	PAR38	Medium	S4889	CDM100PAR38/FL/3K	M140/M90/O	Flood 30°	6800	25000	3000K	85	12500	5 7/6	Universal	12
100	PAR38	Medium	S4869	CDM100PAR38/FL/4K	M140/M90/O	Flood 30°	6000	20000	4000K	93	10000	5 7/6	Universal	12

- R40 Reflector Type
- Enclosed rated
- Universal – Varied Burning Position
- Medium Base



R40

Watts	Bulb Type	Base	Satco Order No.	Lamp Code	ANSI	Beam	Initial Lumens	CBCP	CCT(K)	C.R.I.	Avg. Life	M.O.L.	Operating Position	Case
175	R40	Medium	S4260	MH175W/U/R40/15	M57/E	Spot 10°	n/a	65000	4000K	65	10000	6 1/2	Universal	6
175	R40	Medium	S4261	MH175W/U/R40/70	M57/E	Flood 70°	n/a	6500	4000K	65	10000	6 1/2	Universal	6

Metal Halide



70W/MH-DE



150W/MH-DE

- Double Ended Type •
- Enclosed Rated •

Watts	Bulb Type	Base	Salco Order No.	Lamp Code	Finish	ANSI	Avg. Rated Life	Initial Lumens	CCT(K)	CRI	M.O.L.	Operating Position	Case
70	DE Tubular	RSC	S4865	MH-DE70/UVS/3K	Clear	M85/M98/E	10000	5200	3000	70	4 7/8	HOR±45°	25
70	DE Tubular	RSC	S4864	MH-DE70/UVS/4K	Clear	M85/M98/E	10000	5500	4200	65	4 7/8	HOR±45°	25
150	DE Tubular	RSC	S4866	MH-DE150/UVS/3K	Clear	M81/M102/E	10000	12500	3000	70	5 7/8	HOR±45°	25
150	DE Tubular	RSC	S4867	MH-DE150/UVS/4K	Clear	M81/M102/E	10000	12000	4200	65	5 7/8	HOR±45°	25
250	DE Tubular	Fc2	S4262	MH-DE250W/3K/Fc2	Clear	M80E	10000	20000	3000	70	6 1/2	HOR±45°	25
250	DE Tubular	Fc2	S4263	MH-DE250W/4K/Fc2	Clear	M80E	10000	20000	4200	70	6 1/2	HOR±45°	25



TD-6 - RX7



TD-7 - RX7



T-6
G12

T-4
G8.5

- Ceramic Technology •
- Single Ended T Type •
- Double Ended T Type •
- Enclosed Rated •
- Universal - Varied •
- Burning Position

Watts	Bulb Type	Base	Salco Order No.	Lamp Code	Finish	ANSI	Avg. Rated Life	Initial Lumens	Color Temp	CRI	M.O.L.	Operating Position	Case
39	SE Tubular	G8.5	S4286	CDM35/TC/830	Clear	M130/E	9000	3300	3000K	81	3 11/32	Universal	12
39	SE Tubular	G12	S4288	CDM35/T6/830	Clear	M130/E	12000	3400	3000K	81	3 5/16	Universal	12
70	SE Tubular	G8.5	S4287	CDM70/TC/830	Clear	M139/E	6000	6400	3000K	83	3 11/32	Universal	12
70	SE Tubular	G12	S4289	CDM70/T6/830	Clear	M139/E	12000	6600	3000K	81	3 5/16	Universal	12
70	SE Tubular	G12	S4264	CDM70/T6/942	Clear	M139/E	12000	6600	4200K	92	3 5/16	Universal	12
70	DE Tubular	RX7	S4292	CDM70/TD/830	Clear	M139/M85/E	15000	6500	3000K	82	4 11/16	HOR±45°	12
70	DE Tubular	RX7	S4265	CDM70/TD/942	Clear	M139/M85/E	15000	6000	4200K	92	4 11/16	HOR±45°	12
150	SE Tubular	G12	S4290	CDM150/T6/830	Clear	M142/E	12000	14000	3000K	85	4 11/32	Universal	12
150	SE Tubular	G12	S4266	CDM150/T6/942	Clear	M142/E	9000	12700	4200K	96	4 11/32	Universal	12
150	DE Tubular	RX7	S4293	CDM150/TD/830	Clear	M142/M102/M81/E	15000	13250	3000K	88	5 7/16	HOR±45°	12
150	DE Tubular	RX7	S4267	CDM150/TD/942	Clear	M142/M102/M81/E	15000	14200	4200K	96	5 7/16	HOR±45°	12

Metal Halide

- Pulse Start
- Enclosed Rated
- Universal – Varied Burning Position

Not Shown Actual Size



Watts	Bulb Type	Base	Salco Order No.	Lamp Code	Finish	ANSI	Avg. Life Hours	Initial Lumens	Color Temp	CRI	M.O.L.	Operating Position	Case Qty.
70	ED28	Mog.	S4230	MH70/U/ED28/PS	Clear	M98/E	15000	5600	4000	65	8 5/8"	Univ.	12
100	ED28	Mog.	S4231	MH100/U/ED28/PS	Clear	M90/E	15000	9000	4000	65	8 5/8"	Univ.	12
125	ED17	Med.	S4232	MH125/HBU/PS	Clear	M150/E	15000	1200	4000	65	5 5/8"	BU±90°	12
150	ED28	Mog.	S4233	MH150/U/ED28/PS	Clear	M102/E	15000	14000	4000	65	8 5/8"	Univ.	12

- Energy Saver
- Standard Start
- Enclosed Rated
- Specified Burning Position
- Medium Base



Watts	Bulb Type	Base	Salco Order No.	Lamp Code	Finish	ANSI	Avg. Life Hours	Initial Lumens	Color Temp	CRI	M.O.L.	Operating Position	Case Qty.
360	ED37	E39/Mog.	S4476	MS360W/BU/EM	Clear	M165E	20000	36000	4000	65	11 1/2"	BU±15°	6
360	ED37	E39/Mog.	S4477	MS360W/C/BU/EM	Coated	M165E	20000	34200	3700	70	11 1/2"	BU±15°	6

Metal Halide



Clear **ED37** Coated

- Open Rated
- Energy Saver
- Standard Start
- Specified Burning Position
- Mogul Base

Watts	Bulb Type	Base	Salco Order No.	Lamp Code	Finish	ANSI	Avg. Life Hours	Initial Lumens	Color Temp	CRI	M.O.L.	Operating Position	Case
360	ED37	EX39/Mog.	S4478	MPI360W/BU/EM	Clear	M165O	20000	35000	4000	65	11½	BU±15°	6
360	ED37	EX39/Mog.	S4479	MPI360W/C/BU/EM	Coated	M165O	20000	34000	3700	70	11½	BU±15°	6



Clear **ED37** Coated **ED28**

- "White Lux" HPS Replacement
- Standard Start
- Enclosed Rated
- Specified Burning Position
- Mogul Base

Watts	Bulb Type	Base	Salco Order No.	Lamp Code	Finish	ANSI	Avg. Rated Hours	Initial Lumens	Color Temp	CRI	M.O.L.	Operating Position	Case
250	ED28	Mog.	S4268	MS250W/BU/LU	Clear	S50/E	10000	18500	4000	65	8 5/16	BU±15°	12
400	ED37	Mog.	S4269	MS400W/BU/LU	Clear	S51/E	20000	38000	4000	65	11½	BU±15°	6
400	ED37	Mog.	S4270	MS400W/C/BU/LU	Coated	S51/E	20000	36000	3700	70	11½	BU±15°	6

Mercury Vapor

Coated Finish

Mogul Base

Not Shown Actual Size



ED23^{1/2}

S1935 100W H38JA-100/DX
Packing: 12/Master



ED28

S1934 175W H39KC-175/DX
S1937 250W H37KC-250/DX
Packing: 12/Master



ED37

S1938 400W H33GL-400/DX
Packing: 6/Master

Watts	Bulb Type	Base	Satco Order No.	Lamp Code	Finish	Avg. Rated Hours	Initial Lumens	M.O.L.	Case
100	ED23 1/2	Mogul	S1935	H38JA-100DX	Coated	10000	4000	7 1/2"	12
175	ED28	Mogul	S1934	H39KC-175DX	Coated	10000	7800	8 5/16"	12
250	ED28	Mogul	S1937	H37KC-250DX	Coated	10000	11200	8 5/16"	12
400	ED37	Mogul	S1938	H33GL-400DX	Coated	10000	22600	11 1/2"	12

Mercury Vapor Clear & Coated



Not Shown Actual Size



ED28

**Clear
Mogul Base**

S1936 175W H39KB-175
Packing: 12/Master



ED17

**Coated
Medium Base**

S4474 50W H45/46DL-40/50DX
S4475 75W H43AV-75/DX
Packing: 12/Master



A23

**Coated
Medium Base**

S1933 100W H38MP-100/DX
Packing: 12/Master

HID lamps

Watts	Bulb Type	Base	Satco Order No.	Lamp Code	Finish	Avg. Rated Hours	Initial Lumens	M.O.L.	Case
50	ED17	Medium	S4474	H45/46DL-40/50DX	Coated	6000	1580	5 1/6"	12
75	ED17	Medium	S4475	H43AV-75/DX	Coated	6000	2700	5 1/6"	12
100	A23	Medium	S1933	H38MP-100DX	Coated	6000	4000	5 1/6"	12
175	ED28	Mogul	S1936	H39KB-175	Clear	10000	7800	8 1/6"	12

High Pressure Sodium



Clear & Coated Medium Base

Not Shown Actual Size



E17



E17

Four color retail display carton

- S5120** 35W LU35/D/MED
- S5121** 50W LU50/D/MED
- S3123** 70W LU70/D/MED
- S5125** 100W LU100/D/MED
- S5127** 150W LU150/55/D/MED

Packing: 20/Master

- S3130** 35W LU35/MED
- S3131** 50W LU50/MED
- S3127** 70W LU70/MED
- S3128** 100W LU100/MED
- S3129** 150W LU150/55/MED

Packing: 12/Master

Watts	Bulb Type	Base	Satco Order No.	Lamp Code	Finish	Avg. Rated Hours	Initial Lumens	M.O.L.	Case
35	E17	Medium	S3130	LU35/MED	Clear	16000	2250	5 7/16"	12
35	E17	Medium	S5120	LU35/D/MED	Coated	16000	2100	5 7/16"	20
50	E17	Medium	S3131	LU50/MED	Clear	24000	4000	5 7/16"	12
50	E17	Medium	S5121	LU50/D/MED	Coated	24000	3700	5 7/16"	20
70	E17	Medium	S3127	LU70/MED	Clear	24000	6300	5 7/16"	12
70	E17	Medium	S5123	LU70/D/MED	Coated	24000	5800	5 7/16"	20
100	E17	Medium	S3128	LU100/MED	Clear	24000	9500	5 7/16"	12
100	E17	Medium	S5125	LU100/D/MED	Coated	24000	8800	5 7/16"	20
150	E17	Medium	S3129	LU150/55/MED	Clear	24000	15800	5 11/16"	12
150	E17	Medium	S5127	LU150/55/D/MED	Coated	24000	14500	5 11/16"	20



High Pressure Sodium

24,000 Hours

Clear & Coated

Not Shown Actual Size

Mogul Base



ET23 1/2



ET23 1/2

- S1929** 50W LU50
 - S1930** 70W LU70
 - S1931** 100W LU100
 - S1932** 150W LU150/55
- Packing: 12/Master

- S5122** 50W LU50/D
 - S5160** 70W LU70/D
 - S5126** 100W LU100/D
 - S5128** 150W LU150/55/D
- Packing: 20/Master

Watts	Bulb Type	Base	Satco Order No.	Lamp Code	Finish	Avg. Rated Hours	Initial Lumens	M.O.L.	Mst. Ctn./ Inner Pack
50	ET23 1/2	Mogul	S1929	LU50	Clear	24000	4000	7 3/4"	12
50	ET23 1/2	Mogul	S5122	LU50/D	Coated	24000	3700	7 3/4"	20
70	ET23 1/2	Mogul	S1930	LU70	Clear	24000	6300	7 3/4"	12
70	ET23 1/2	Mogul	S5160	LU70/D	Coated	24000	5500	7 3/4"	20
100	ET23 1/2	Mogul	S1931	LU100	Clear	24000	9500	7 3/4"	12
100	ET23 1/2	Mogul	S5126	LU100/D	Coated	24000	8800	7 3/4"	20
150	ET23 1/2	Mogul	S1932	LU150/55	Clear	24000	16000	7 3/4"	12
150	ET23 1/2	Mogul	S5128	LU150/55/D	Coated	24000	14000	7 3/4"	20

H I D L a m p s

High Pressure Sodium



Clear Mogul Base

24,000 Hours

Not Shown Actual Size



ET18

S5129 200W LU200/ECO
 S1940 250W LU250
 S5131 310W LU310/ECO
 S1941 400W LU400



E25

S5124 1000W LU1000

Watts	Bulb Type	Base	Satco Order No.	Lamp Code	Finish	Avg. Rated Hours	Initial Lumens	M.O.L.	Case
200	ET18	Mogul	S5129	LU200/ECO	Clear	24000	22000	9 5/8"	20
250	ET18	Mogul	S1940	LU250	Clear	24000	28000	9 5/8"	12
310	ET18	Mogul	S5131	LU310/ECO	Clear	24000	37000	9 5/8"	20
400	ET18	Mogul	S1941	LU400	Clear	24000	51000	9 5/8"	12
1000	E25	Mogul	S5124	LU1000	Clear	24000	130000	15 1/16"	6

High Pressure Sodium

Clear & Coated Mogul Base

24,000 Hours



BT37

BT37

BT28

S5133 750W LU750
Packing: 6/Master

S5132 400W LU400/D
Packing: 10/Master

S5130 250W LU250/D
Packing: 10/Master

Watts	Bulb Type	Base	Satco Order No.	Lamp Code	Finish	Avg. Rated Hours	Initial Lumens	M.O.L.	Case
250	BT28	Mogul	S5130	LU250/D	Coated	24000	26000	8 31/32"	10
400	BT37	Mogul	S5132	LU400/D	Coated	24000	47500	11 1/2"	10
750	BT37	Mogul	S5133	LU750/ECO	Clear	24000	105000	11 1/2"	6

Low Pressure

Sodium Sox Lamps

16,000 Hours

T17

S4870 18W SOX18W
S4871 35W SOX35W
S4872 55W SOX55W

Packing: 12/Master

T21

S4873 90W SOX90W
S4874 135W SOX135W

Packing: 12/Master

S4875 180W SOX180W

Packing: 9/Master

Not Shown
Actual Size



Watts	Bulb Type	Base	Satco Order No.	Lamp Code	Finish	Avg. Rated Hours	Initial Lumens	Burning Position	M.O.L.	Case
18	T17	BY22d	S4870	SOX18W	Clear	16000	1800	BU±110°	8 ½"	12
35	T17	BY22d	S4871	SOX35W	Clear	16000	4500	BU±110°	12 ¾"	12
55	T17	BY22d	S4872	SOX55W	Clear	16000	7300	BU±110°	16 ¾"	12
90	T21	BY22d	S4873	SOX90W	Clear	16000	13500	H±20°	20 ¾"	12
135	T21	BY22d	S4874	SOX135W	Clear	16000	22000	H±20°	30 ½"	12
180	T21	BY22d	S4875	SOX180W	Clear	16000	30000	H±20°	44 ½"	9

Sealed Beam Lamps

PAR36

sealed beam lamps



PAR36 Screw Terminal

2 Piece Construction

Not Shown Actual Size

Watts	Bulb Type	Base	Salco Order No.	Lamp Code	Beam	Volts	Avg. Rated Hours	CBCP	Filament	M.O.L.	Mst. Ctn./ Pack	Inner Type	Pack
HALOGEN													
36	PAR36	Screw Term.	S4807	36PAR36/CAP/VNSP	Spot 5°	12V	4000	17000	CC-8	2 3/4"	Box	12	
36	PAR36	Screw Term.	S4808	36PAR36/CAP/NSP	Spot 13°	12V	4000	3500	CC-8	2 3/4"	Box	12	
36	PAR36	Screw Term.	S4809	36PAR36/CAP/FL	Flood 32°	12V	4000	1000	CC-8	2 3/4"	Box	12	
50	PAR36	Screw Term.	S4806	50PAR36/CAP/NSP	Spot 6°	12V	4000	25000	CC-8	2 3/4"	Box	12	
INCANDESCENT													
50	PAR36	Screw Term.	S4804	50PAR36/WFL	Flood 30°	12V	2000	11500	CC-6	2 3/4"	Box	12	
50	PAR36	Screw Term.	S4805	50PAR36/SP	Spot 15°	12V	2000	11500	CC-6	2 3/4"	Box	12	
300	PAR56	Screw Term.	S4810	300PAR56/MFL	Flood 22°	120V	2000	24000	CC-13	5"	Box	8	
300	PAR56	Screw Term.	S4811	300PAR56/WFL	Flood 37°	120V	2000	11000	CC-13	5"	Box	8	
18	PAR36	Screw Term.	S4300	4014/Emergency Bldg. Lighting		6.4V	200			2 3/4"	Box	12	
12	PAR36	Screw Term.	S4301	4042/Emergency Bldg. Lighting		6.4V	150			2 3/4"	Box	12	
12	PAR36	Screw Term.	S4302	4044-1/Emergency Bldg. Lighting		12V	150			2 3/4"	Box	12	
30	PAR36	Screw Term.	S4303	4405/Spot Light		12.8V	100			2 3/4"	Box	12	
35	PAR36	Screw Term.	S4304	4406/Tractor, Flood		12.8V	300			2 3/4"	Box	12	
35	PAR36	Screw Term.	S4305	4411/Tractor		12.8V	300			2 3/4"	Box	12	
18	PAR36	Screw Term.	S4306	4414/Warning Signal, Emergency		12.8V	300			2 3/4"	Box	12	
35	PAR36	Screw Term.	S4307	4415/Fog		12.8V	300			2 3/4"	Box	12	
30	PAR36	Screw Term.	S4316	4416/Spotlamp, Signal		12.8V	100			2 3/4"	Box	12	
25	PAR36	Screw Term.	S4317	4446/Emergency Bldg. Lighting		12.8V	300			2 3/4"	Box	12	

Continued on next page

Sealed Beam Lamps

PAR36 & PAR46



PAR46 Screw Terminal

2 Piece Construction

Not Shown Actual Size

Watts	Bulb Type	Base	Satco Order No.	Lamp Code	Beam	Volts	Avg. Rated Hours	Lumens	Filament	M.O.L.	Pack. Type	Mst. Ctn./ Inner Pack
50	PAR36	Screw Term.	S4318	4502/Auto Headlamp, Military		28V	400			2 3/4"	Box	12
50	PAR36	Screw Term.	S4319	4505/Aircraft, Navigation		28V	400			2 3/4"	Box	12
100	PAR36	Screw Term.	S4320	4509/Aircraft, Landing, Spotlamp		13V	25			2 3/4"	Box	12
25	PAR36	Screw Term.	S4321	4510/Tractor, Flood, Emergency Bldg.		6.4V	300			2 3/4"	Box	12
30	PAR36	Screw Term.	S4322	4515/Spotlamp		6.4V	100			2 3/4"	Box	12
30	PAR36	Screw Term.	S4323	4516/Spotlamp		6.2V	100			2 3/4"	Box	12
0.50A	PAR36	Multi Term.	S4324	4546-1/Hand Lantern		4.75V	100			2 3/4"	Box	12
8	PAR36	Screw Term.	S4325	H7550/Hand Lantern, Halogen		6V	50			2 3/4"	Box	12
8	PAR36	Screw Term.	S4326	H7551/Emergency Bldg. Lighting, Halogen		6V	50			2 3/4"	Box	12
10	PAR36	Screw Term.	S4327	H7552/Emergency Bldg. Lighting, Halogen		6V	50			2 3/4"	Box	12
12	PAR36	Screw Term.	S4328	H7553/Emergency Bldg. Lighting, Halogen		6V	50			2 3/4"	Box	12
20	PAR36	Screw Term.	S4329	H7554/Emergency Bldg., Halogen		6V	50			2 3/4"	Box	12
8	PAR36	Screw Term.	S4330	H7555/Emergency Bldg. Lighting, Halogen		12V	50			2 3/4"	Box	12
6	PAR36	Screw Term.	S4331	H7556/Emergency Bldg. Halogen		6V	50			2 3/4"	Box	12
12	PAR36	Screw Term.	S4332	H7557/Emergency Bldg. Lighting, Halogen		12V	50			2 3/4"	Box	12
8	PAR36	Screw Term.	S4333	7613/Emergency Bldg. Lighting		6V	50			2 3/4"	Box	12
7.2	PAR36	Screw Term.	S4334	7672-1/Emergency Bldg. Lighting		6V	50			2 3/4"	Box	12
PAR46												
30	PAR46	Screw Term.	S4335	4435/Spotlamp		12.8V	100			2 3/4"	Box	12
30	PAR46	Screw Term.	S4336	4535/Spotlamp		6.4V	100			2 3/4"	Box	12

Sealed Beam Lamps

PAR56 & PAR64



PAR56
Mogul End Prong

2 Piece Construction
120 Volt

S4668 500 Watt Narrow Spot
S4669 500 Watt Med. Flood
S4670 500 Watt Wide Flood
 Packing: Individually Boxed
 12/Master

PAR64
Mogul End Prong

2 Piece Construction
120 Volt

S4671 1000 Watt Narrow Spot
S4672 1000 Watt Med. Flood
S4673 1000 Watt Wide Flood
 Packing: Individually Boxed
 12/Master

Not Shown Actual Size

Watts	Bulb Type	Base	Satco Order No.	Lamp Code	Beam	Volts	Avg. Rated Hours	CBCP*	Lumens	Filament	M.O.L.	Pack. Type	Mst. Ctn.
500	PAR56	Mogul End Prong	S4668	500PAR56Q/NSP	Narrow Spot 8X15°	120V	4000	78500	8800	C,CC-6	5"	Box	12
500	PAR56	Mogul End Prong	S4669	500PAR56Q/MFL	Med.Flood 11X30°	120V	4000	40000	8800	C,CC-6	5"	Box	12
500	PAR56	Mogul End Prong	S4670	500PAR56Q/WFL	Wide Flood 20X45°	120V	4000	19500	8800	C,CC-6	5"	Box	12
1000	PAR64	Mogul End Prong	S4671	1000PAR64Q/NSP	Narrow Spot 18X20°	120V	4000	40000	19400	C,CC-6	6"	Box	6
1000	PAR64	Mogul End Prong	S4672	1000PAR64Q/MFL	Med.Flood 10X30°	120V	4000	82000	19400	C,CC-6	6"	Box	6
1000	PAR64	Mogul End Prong	S4673	1000PAR64Q/WFL	Wide Flood 20X60°	120V	4000	23000	19400	C,CC-6	6"	Box	6

sealed beam lamps

Miniature *Incandescent* Lamps



Sub Miniature
Wedge Base

Midget Flange
Base

T-1³/₄

Indicator • Aircraft • Toy • Auto • P.C. Board

S6900 #73 Sub Miniature Wedge Base

S6901 #85 Sub Miniature Wedge Base

S6902 #86 Sub Miniature Wedge Base

S6903 #327 Midget Flange Base

E387 #387 Midget Flange Base

Packing: 10 Bulbs/Sleeve



T-2

Switch Board • Pilot
Indicator

**Miniature
Slide Base**

S6904 #24PSB5

E28PSB5 #28PSB5

S6838 #48PSB5

E120PSB5 #120PSB5

S6841 #155PSB5

Packing: 10 Bulbs/Sleeve



T-2¹/₂

Switch Board • Pilot
Indicator

**Miniature
Bayonet Base**

E24MB #24MB

E28MB #28MB

S6844 #48MB

S6905 #120MB

E130MB #130MB

S6849 #155MB

Packing: 10 Bulbs/Sleeve

Not Shown Actual Size

Bulb Type	Base	Satco Order No.	Lamp Code	Amps	Volts	Avg. Rated Hours	Filament	M.O.L.	Mst. Ctn./ Inner Pack
T-1 ³ / ₄	Mini Wedge	S6900	73	.08	14V	15000	C-2F	.80"	10
T-1 ³ / ₄	Mini Wedge	S6901	85	.04	18V	7000	C-2F	.80"	10
T-1 ³ / ₄	Mini Wedge	S6902	86	.15	6.3V	20000	C-2F	.80"	10
T-1 ³ / ₄	Midget Flange	S6903	327	.04	28V	4000	C-2F	.80"	10
T-1 ³ / ₄	Midget Flange	E387	387	.04	28V	10000	C-2F	.625"	10
T-2	Slide	S6904	24PSB5	.073	24V	10000	C-2F	1.12"	10
T-2	Slide	E28PSB5	28PSB5	.04	28V	5000	C-2F	1.10"	10
T-2	Slide	S6838	48PSB5	.05	48V	10000	C-7A	1.10"	10
T-2	Slide	E120PSB5	120PSB5	.025	120V	10000	CC-7A	1.10"	10
T-2	Slide	S6841	155PSB5	.025	155V	10000	CC-7A	1.12"	10
T-2 ¹ / ₂	Mini Bayonet	E24MB	24MB	.07	24V	10000	C-2F	1.19"	10
T-2 ¹ / ₂	Mini Bayonet	E28MB	28MB	.04	28V	5000	C-2F	1.19"	10
T-2 ¹ / ₂	Mini Bayonet	S6844	48MB	.053	48V	5000	C-7A	1.19"	10
T-2 ¹ / ₂	Mini Bayonet	E120MB	120MB	.025	120V	10000	CC-7A	1.19"	10
T-2 ¹ / ₂	Mini Bayonet	E130MB	130MB	.03	130V	10000	CC-7A	1.19"	10
T-2 ¹ / ₂	Mini Bayonet	S6849	155MB	.025	155V	10000	CC-7A	1.19"	10

Miniature

Incandescent Lamps



Wedge Base

Min. Bay. Base

Mini Screw Base

T-3 1/4

Radio • Indicator • Auto

- S6908** #40 Min. Screw Base
- S6909** #41 Min. Screw Base
- S6911** #46 Min. Screw Base
- S6913** #48 Min. Screw Base
- E1487** #1487 Min. Screw Base
- E147** #147 Wedge Base
- S6914** #161 Wedge Base
- S6915** #168 Wedge Base
- E193** #193 Wedge Base
- S6916** #194 Wedge Base
- E400** #400 Wedge Base
- E464** #464 Wedge Base
- S6910** #44 Min. Bay. Base
- S6912** #47 Min. Bay. Base
- S6917** #313 Min. Bay. Base

- S6918** #755 Min. Bay. Base
- S6919** #756 Min. Bay. Base
- S6920** #757 Min. Bay. Base
- S6856** #967 Min. Bay. Base
- E1810** #1810 Min. Bay. Base
- E1813** #1813 Min. Bay. Base
- E1815** #1815 Min. Bay. Base
- E1818** #1818 Min. Bay. Base
- E1819** #1819 Min. Bay. Base
- E1820** #1820 Min. Bay. Base
- E1829** #1829 Min. Bay. Base
- E1835** #1835 Min. Bay. Base
- E1864** #1864 Min. Bay. Base

Packing: 10 Bulbs/Sleeve



T-3

Auto • Indicator

D.E. Caps

S6906 #211-2

Packing:
10 Bulbs/Sleeve



TL-3

Flashlight

Mini Screw Base

S6907 #222

Packing:
10 Bulbs/Sleeve

Not Shown Actual Size

Bulb Type	Base	Satco Order No.	Lamp Code	Amps	Volts	Avg. Rated Hours	Filament	M.O.L.	Mst. Ctn./ Inner Pack
T-3	D.E. Caps	S6906	211-2	0.97	12.8V	1000	C-8	1.72"	10
TL-3	Mini Screw	S6907	222	0.25	2.25V	5	C-2R	.93"	10
T-3 1/4	Mini Screw	S6908	40	0.15	6.3V	3000	C-2R	1.19"	10
T-3 1/4	Mini Screw	S6909	41	0.5	2.5V	3000	C-2R	1.19"	10
T-3 1/4	Mini Screw	E1487	1487	0.2	14V	500	C-2F	1.19"	10
T-3 1/4	Mini Screw	S6911	46	0.25	6.3V	3000	C-2R	1.19"	10
T-3 1/4	Mini Screw	S6913	48	0.06	2.0V	1000	C-6	1.19"	10
T-3 1/4	Wedge	E147	147	0.043	7V	1500	C-2R	1.06"	10
T-3 1/4	Wedge	S6914	161	0.08	14V	4000	C-2F	1.06"	10
T-3 1/4	Wedge	E193	193	0.033	14V	7500	C-2F	1.06"	10
T-3 1/4	Wedge	S6915	168	0.35	14V	1500	C-2F	1.06"	10
T-3 1/4	Wedge	S6916	194	0.27	14V	2500	C-2F	1.06"	10
T-3 1/4	Wedge	E400	400	0.1	28V	1000	C-2F	1.06"	10
T-3 1/4	Wedge	E464	464	0.17	28V	1500	C-2F	1.06"	10
T-3 1/4	Mini Bayonet	S6910	44	0.25	6.3V	3000	C-2R	1.19"	10
T-3 1/4	Mini Bayonet	S6912	47	0.25	6.3V	3000	C-2R	1.19"	10
T-3 1/4	Mini Bayonet	S6917	313	0.2	28V	500	C-2F	1.19"	10
T-3 1/4	Mini Bayonet	S6918	755	0.15	6.3V	20000	C-2R	1.19"	10
T-3 1/4	Mini Bayonet	S6919	756	0.08	14V	15000	C-2R	1.19"	10
T-3 1/4	Mini Bayonet	S6920	757	0.08	14V	15000	C-2R	1.19"	10
T-3 1/4	Mini Bayonet	S6856	967	0.02	130V	7000	CC-7A	1.19"	10
T-3 1/4	Mini Bayonet	E1810	1810	0.4	6.3V	3000	C-2R	1.19"	10
T-3 1/4	Mini Bayonet	E1813	1813	0.1	14.4V	1000	C-2V	1.19"	10
T-3 1/4	Mini Bayonet	E1815	1815	0.2	14V	3000	C-2F	1.19"	10
T-3 1/4	Mini Bayonet	E1818	1818	0.17	24V	250	C-2F	1.19"	10
T-3 1/4	Mini Bayonet	E1819	1819	0.04	28V	2500	C-2F	1.19"	10
T-3 1/4	Mini Bayonet	E1820	1820	0.1	28V	1000	C-2F	1.19"	10
T-3 1/4	Mini Bayonet	E1829	1829	0.07	28V	1000	C-2F	1.19"	10
T-3 1/4	Mini Bayonet	E1835	1835	0.05	55V	5000	C-2F	1.19"	10
T-3 1/4	Mini Bayonet	E1864	1864	0.17	28V	1500	C-2F	1.19"	10

miniature lamps

Miniature *Incandescent* Lamps



B-3 1/2

Flashlight • Lantern
S.C. Min. Flange Base

- S6921** #PR2
- S6922** #PR3
- S6923** #PR4
- S6924** #PR6
- S6925** #PR7
- S6926** #PR12
- S6927** #PR13
- S6928** #PR30

Packing:
10 Bulbs/Sleeve



G-3 1/2

Flashlight • Bicycle • Indicator • Radio

- S6929** #10 Min. 2 Pin Base
- S6930** #12 Min. 2 Pin Base
- S6931** #14 Min. Screw Base
- S6932** #19 Min. 2 Pin Base
- S6933** #51 Min. Bay Base
- S6934** #53 Min. Bay Base

Packing:
10 Bulbs/Sleeve



G-4 1/4

Toy • Lantern • Flashlight • Indicator

- S6935** #57 Min. Bay Base
- S6936** #425 Min. Screw Base
- S6937** #502 Min. Screw Base

Packing:
10 Bulbs/Sleeve

Not Shown Actual Size

Bulb Type	Base	Satco Order No.	Lamp Code	Amps	Volts	Avg. Rated Hours	Filament	M.O.L.	Mst. Ctn./ Inner Pack
B-3 1/2	Flange	S6921	PR2	.50	2.38V	15	C-2R	1.25"	10
B-3 1/2	Flange	S6922	PR3	.50	3.57V	15	C-2R	1.25"	10
B-3 1/2	Flange	S6923	PR4	.27	2.33V	10	C-2R	1.25"	10
B-3 1/2	Flange	S6924	PR6	.30	2.47V	30	C-2R	1.25"	10
B-3 1/2	Flange	S6925	PR7	.30	3.70V	30	C-2R	1.25"	10
B-3 1/2	Flange	S6926	PR12	.50	5.75V	15	C-2R	1.25"	10
B-3 1/2	Flange	S6927	PR13	.50	4.75V	15	C-2R	1.25"	10
B-3 1/2	Flange	S6928	PR30	.86	3.75V	40	C-2R	1.25"	10
G-3 1/2	2 Pin	S6929	10	.300	2.47V	3000	C-6	.94"	10
G-3 1/2	2 Pin	S6930	12	.150	6.30V	5000	C-6	.94"	10
G-3 1/2	Mini Screw	S6931	14	.30	2.47V	15	C-2R	.94"	10
G-3 1/2	2 Pin	S6932	19	.10	14.4V	1000	C-6	.94"	10
G-3 1/2	Mini Bayonet	S6933	51	.220	7.5V	1000	C-2R	.94"	10
G-4 1/2	Mini Bayonet	S6934	53	.120	14.4V	1000	C-2V	.94"	10
G-4 1/2	Mini Bayonet	S6935	57	.24	14.4V	500	C-2V	1.06"	10
G-4 1/2	Mini Screw	S6936	425	.50	5.0V	15	C-2R	1.06"	10
G-4 1/2	Mini Screw	S6937	502	.15	5.1V	100	C-2R	1.06"	10

Miniature *Incandescent* Lamps



S.C. Bayonet Base

D.C. Bayonet Base

G-6

Auto • Indicator • Aircraft

- S6946** #63 S.C. Bayonet Base
- S6947** #67 S.C. Bayonet Base
- S6948** #89 S.C. Bayonet Base
- S6949** #90 D.C. Bayonet Base
- S6950** #97 D.C. Bayonet Base

Packing: 10 Bulbs/Sleeve



S.C. Bayonet Base

D.C. Bayonet Base

B-6

Aircraft • Auto • Indicator

- S6951** #1003 S.C. Bayonet Base
- S6952** #1004 D.C. Bayonet Base

Packing: 10 Bulbs/Sleeve



T-5

Auto • Indicator • Special • Service

Mini Wedge Base

- S6938** #901
- S6939** #904
- S6940** #906
- S6941** #908
- S6942** #909
- S6943** #912
- S6944** #918
- S6945** #921
- E922** #922
- E939** #939

Packing: 10 Bulbs/Sleeve

Not Shown Actual Size

Bulb Type	Base	Satco Order No.	Lamp Code	Amps	Volts	Avg. Rated Hours	Filament	M.O.L.	Mst.Ctn./ Inner Pack
T-5	Mini Wedge	S6938	901	.31	12.8V	500	C-2R	1.49"	10
T-5	Mini Wedge	S6939	904	.69	13.5V	5000	C-2F	1.49"	10
T-5	Mini Wedge	S6940	906	.69	13.0V	1000	C-2F	1.49"	10
T-5	Mini Wedge	S6941	908	1.5	6.0V	50	C-2R	1.49"	10
T-5	Mini Wedge	S6942	909	.62	6.0V	50	C-2R	1.49"	10
T-5	Mini Wedge	S6943	912	1.0	12.8V	1000	C-2R	1.49"	10
T-5	Mini Wedge	S6944	918	.56	12.8V	500	C-2R	1.49"	10
T-5	Mini Wedge	S6945	921	1.4	12.8V	1000	C-2R	1.49"	10
T-5	Mini Wedge	E922	922	0.98	12.8V	200	C-2R	1.49"	10
T-5	Mini Wedge	E939	939	0.9	6V	200	C-6	1.49"	10
G-6	S.C. Bayonet	S6946	63	.63	7.0V	1000	C-6	1.44"	10
G-6	S.C. Bayonet	S6947	67	.59	13.5V	5000	C-6	1.44"	10
G-6	S.C. Bayonet	S6948	89	.58	13.0V	750	C-6	1.44"	10
G-6	D.C. Bayonet	S6949	90	.58	13.0V	750	C-6	1.44"	10
G-6	D.C. Bayonet	S6950	97	.59	13.5V	5000	C-6	1.44"	10
B-6	S.C. Bayonet	S6951	1003	.94	12.8V	200	C-6	1.75"	10
B-6	D.C. Bayonet	S6952	1004	.94	12.8V	200	C-6	1.75"	10

miniature lamps

Miniature Incandescent Lamps

miniature lamps



D.C. Bayonet Base

S.C. Bayonet Base



Index Base

Plastic Wedge Base

S-8

Auto • Aircraft • Indicator • Marine

S6953 #88 D.C. Bayonet

S6954 #93 S.C. Bayonet

S6955 #1073 S.C. Bayonet

S6966 #1141 S.C. Bayonet

S6956 #1154 D.C. Index Base

S6895 #1156 S.C. Bay

S6896 #1156NA S.C. Bay

S6957 #1157 D.C. Index Base

S6958 #1157NA D.C. Index Base

S6959 #2057 D.C. Index Base

S6960 #2057NA D.C. Index Base

S6961 #2357 D.C. Index Base

S6962 #2357NA D.C. Index Base

S6963 #3155 Plastic Wedge

S6964 #3156 Plastic Wedge

S6965 #3157 Plastic Wedge

Packing: 10 Bulbs/Sleeve

NA=Natural Amber Color



RP-11

Auto • Lantern

S6967

#1133 S.C. Bayonet Base

Packing: 10 Bulbs/Sleeve

Not Shown Actual Size

Bulb Type	Base	Satco Order No.	Lamp Code	Amps	Volts	Avg. Rated Hours	Filament	M.O.L.	Mst. Ctn./ Inner Pack
S-8	D.C. Bayonet	S6953	88	2.10	6.8V	300	C-6	2.00"	10
S-8	S.C. Bayonet	S6954	93	1.04	12.8V	700	C-6	2.00"	10
S-8	S.C. Bayonet	S6955	1073	1.8	12.8V	200	C-6	2.00"	10
S-8	D.C. Index	S6956	1154	2.63	6.4V	200	C-6	2.00"	10
S-8	SC. Bay	S6895	1156	2.63	12.8V	1200	C-6	2.00"	10
S-8	S.C. Bay	S6896	1156NA	2.63	12.8V	1200	C-6	2.00"	10
S-8	D.C. Index	S6957	1157	2.1	12.8V	1200	C-6	2.00"	10
S-8	D.C. Index	S6958	1157NA	2.1	12.8V	1200	C-6	2.00"	10
S-8	D.C. Index	S6959	2057	2.1	12.8V	1200	C-6	2.00"	10
S-8	D.C. Index	S6960	2057NA	2.1	12.8V	1200	C-6	2.00"	10
S-8	D.C. Index	S6961	2357	2.23	12.8V	400	C-6	2.00"	10
S-8	D.C. Index	S6962	2357NA	2.23	12.8V	400	C-6	2.00"	10
S-8	Plastic Wedge	S6963	3155	1.448	12.8V	1500	C-6	2.00"	10
S-8	Plastic Wedge	S6964	3156	2.1	12.8V	1200	C-6	2.00"	10
S-8	Plastic Wedge	S6965	3157	2.1	12.8V	1200	C-6	2.00"	10
S-8	S.C. Bayonet	S6966	1141	1.44	12.8V	1000	C-6	2.00"	10
RP-11	S.C. Bayonet	S6967	1133	3.91	6.1V	200	C-6	2.25"	10

Miniature Xenon Lamps




<p>T-3 1/4</p> <p>Clear/12 Volt Wedge Base</p> <p>S6968 3 Watt S6969 5 Watt</p>	<p>T-3 1/4</p> <p>Frosted/12 Volt Wedge Base</p> <p>S6972 5 Watt</p>	<p>T5</p> <p>Clear/12 Volt Wedge Base</p> <p>S6978 18 Watt</p>	<p>T5</p> <p>Frosted/12 Volt Wedge Base</p> <p>S6981 18 Watt</p>
<p>T-3 1/4</p> <p>Clear/24 Volt Wedge Base</p> <p>S6974 5 Watt S6975 7.5 Watt</p> <p>Packing: 10/Master</p>	<p>T-3 1/4</p> <p>Frosted/24 Volt Wedge Base</p> <p>S6976 5 Watt S6977 7.5 Watt</p> <p>Packing: 10/Master</p>	<p>T5</p> <p>Clear/24 Volt Wedge Base</p> <p>S6979 7.2 Watt S6980 10 Watt</p> <p>Packing: 10/Master</p>	<p>T5</p> <p>Frosted/24 Volt Wedge Base</p> <p>S6982 7.2 Watt S6983 10 Watt</p> <p>Packing: 10/Master</p>

Not Shown Actual Size

Watts	Bulb Type	Base	Satco Order No.	Lamp Code	Finish	Volts	Avg. Rated Hours	Lumens	Filament	M.O.L.	Pack Type	Mst. Ctn./ Inner Pack
3	T 3 1/4	Wedge	S6968	X3T3 1/4	Clear	12V	20000	15	C2V	1 1/16"	Box	10
5	T 3 1/4	Wedge	S6969	X5T3 1/4	Clear	12V	5000	33	C2V	1 1/16"	Box	10
5	T 3 1/4	Wedge	S6974	X5T3 1/4	Clear	24V	8000	38	C2V	1 1/16"	Box	10
5	T 3 1/4	Wedge	S6972	X5T3 1/4/F	Frosted	12V	5000	33	C2V	1 1/16"	Box	10
5	T 3 1/4	Wedge	S6976	X5T3 1/4/F	Frosted	24V	8000	38	C2V	1 1/16"	Box	10
7.5	T 3 1/4	Wedge	S6975	X7.5T3 1/4	Clear	24V	10000	65	C2V	1 1/16"	Box	10
7.5	T 3 1/4	Wedge	S6977	X7.5T3 1/4/F	Frosted	24V	10000	65	C2V	1 1/16"	Box	10
7.2	T5	Wedge	S6979	X7.2T5	Clear	24V	2500	68	C2R	1 1/2"	Box	10
7.2	T5	Wedge	S6982	X7.2T5/F	Frosted	24V	2500	68	C2R	1 1/2"	Box	10
10	T5	Wedge	S6980	X10T5	Clear	24V	2000	126	C2R	1 1/2"	Box	10
10	T5	Wedge	S6983	X10T5/F	Frosted	24V	2000	126	C2R	1 1/2"	Box	10
18	T5	Wedge	S6978	X18T5	Clear	12V	10000	250	C2R	1 1/2"	Box	10
18	T5	Wedge	S6981	X18T5/F	Frosted	12V	10000	250	C2R	1 1/2"	Box	10

miniature lamps

Miniature *Xenon* Lamps



T-3 1/4

Clear/12 Volt
Festoon

S6985 5 Watt
S6986 10 Watt

T-3 1/4

Clear/24 Volt
Festoon

S6987 5 Watt
S6988 10 Watt

Packing:
10/Master



T-3 1/4

Frosted/12 Volt
Festoon

S6989 5 Watt
S6990 10 Watt

T-3 1/4

Frosted/24 Volt
Festoon

S6991 5 Watt
S6992 10 Watt

Packing:
10/Master



RLX

Clear/12 Volt
Rigid Loop

S6993 5 Watt
S6994 10 Watt

RLX

Clear/24 Volt
Rigid Loop

S6995 5 Watt
S6996 10 Watt

Packing:
10/Master



RLX

Frosted/12 Volt
Rigid Loop

S6997 5 Watt
S6998 10 Watt

RLX

Frosted/24 Volt
Rigid Loop

S6999 5 Watt
S6850 10 Watt

Packing:
10/Master

Watts	Bulb Type	Base	Satco Order No.	Lamp Code	Finish	Volts	Avg. Rated Hours	Lumens	Filament	M.O.L.	Pack Type	Mst.Ctn./ Inner Pack
5	T 3 1/4	D.E. Cap	S6985	X5T3 1/4	Clear	12V	20000	50	C8	1 23/32"	Box	10
5	T 3 1/4	D.E. Cap	S6987	X5T3 1/4	Clear	24V	15000	50	C8	1 23/32"	Box	10
5	T 3 1/4	D.E. Cap	S6989	X5T3 1/4/F	Frosted	12V	20000	50	C8	1 23/32"	Box	10
5	T 3 1/4	D.E. Cap	S6991	X5T3 1/4/F	Frosted	24V	15000	50	C8	1 23/32"	Box	10
10	T 3 1/4	D.E. Cap	S6986	X10T3 1/4	Clear	12V	20000	120	C8	1 23/32"	Box	10
10	T 3 1/4	D.E. Cap	S6988	X10T3 1/4	Clear	24V	10000	120	C8	1 23/32"	Box	10
10	T 3 1/4	D.E. Cap	S6990	X10T3 1/4/F	Frosted	12V	20000	120	C8	1 23/32"	Box	10
10	T 3 1/4	D.E. Cap	S6992	X10T3 1/4/F	Frosted	24V	10000	120	C8	1 23/32"	Box	10
5	RLX	Rigid Loop	S6993	5RLX	Clear	12V	20000	45	C8	1 3/4"	Box	10
5	RLX	Rigid Loop	S6995	5RLX	Clear	24V	20000	40	C8	1 3/4"	Box	10
5	RLX	Rigid Loop	S6997	5RLX/F	Frosted	12V	20000	45	C8	1 3/4"	Box	10
5	RLX	Rigid Loop	S6999	5RLX/F	Frosted	24V	20000	40	C8	1 3/4"	Box	10
10	RLX	Rigid Loop	S6994	10RLX	Clear	12V	20000	100	C8	1 3/4"	Box	10
10	RLX	Rigid Loop	S6996	10RLX	Clear	24V	20000	100	C8	1 3/4"	Box	10
10	RLX	Rigid Loop	S6998	10RLX/F	Frosted	12V	20000	90	C8	1 3/4"	Box	10
10	RLX	Rigid Loop	S6850	10RLX/F	Frosted	24V	20000	90	C8	1 3/4"	Box	10

miniature lamps

T8 Instant Start

Electronic Ballast

T8 Instant Start – Dedicated Voltage



<20% THD Electronic T8 Fluorescent Ballasts

Primary Lamp Type	Number of Lamps	Voltage	Satco Order No.	Ballast Number	Case
F32T8	1	120	S6623	QT1X32T8120/ISN/SC	10
F32T8	1	277	S6633	QT1X32T8277/ISN/SC	10
F32T8	2	120	S6624	QT2X32T8120/ISN/SC	10
F32T8	2	277	S6634	QT2X32T8277/ISN/SC	10
F32T8	3	120	S6625	QT3X32T8120/ISN/SC	10
F32T8	3	277	S6635	QT3X32T8277/ISN/SC	10
F32T8	4	120	S6626	QT4X32T8120/ISN/SC	10
F32T8	4	277	S6636	QT4X32T8277/ISN/SC	10

Also operates F17T8 • F25T8 • F28T8/SS • F30T8/SS • F40T8 • FBO16 • FBO24 • FBO31 • FBO 32
For F40T8 operation, use 2 lamp ballast for 1 lamp, 3 lamp ballast for 2 lamps, 4 lamp ballast for 3 lamps.

F96T8	1/2	120	S5211	QT2X59120/IS	10
F96T8	1/2	277	S5212	QT2X59277/IS	10

Also Operates: FBO32, F025, FBO24, F017, FBO16, F030/SS, FBO30/SS, (30W Lamps) & F028/SS (28W Lamps)

T8 Instant Start – Universal Voltage



<10% THD Electronic T8 Fluorescent Ballasts

Primary Lamp Type	Number of Lamps	Voltage	Satco Order No.	Ballast Number	Case
F32T8	1	120/277	S5207	QTP1X32T8/UNV/ISN/SC	10
F32T8	2	120/277	S5208	QTP2X32T8/UNV/ISN/SC	10
F32T8	3	120/277	S5209	QTP3X32T8/UNV/ISN/SC	10
F32T8	4	120/277	S5210	QTP4X32T8/UNV/ISN/SC	10

Also operates F17T8 • F25T8 • F28T8/SS • F30T8/SS • F40T8 • FBO16 • FBO24 • FBO31 • FBO32
For F40T8 operation, use 2 lamp ballast for 1 lamp, 3 lamp ballast for 2 lamps, 4 lamp ballast for 3 lamps.

F96T8	2	120/277	S5213	QTP2X59T8/UNV/ISN/SC	10
-------	---	---------	-------	----------------------	----

Also Operates: FBO32, FBO31, F025, FBO24, F017, FBO16, F030/SS, FBO30/SS (30W Lamps) & F028/SS (28W Lamps)

T8 4 Foot Programmed Start Universal Voltage



< 10% THD Electronic T8 Fluorescent Ballasts

Primary Lamp Type	Number of Lamps	Voltage	Satco Order No.	Ballast Number	Case
F32T8	1	120/277	S5286	QTP1X32T8/UNV/PSNTC	10
F32T8	2	120/277	S5287	QTP2X32T8/UNV/PSNTC	10
F32T8	3	120/277	S5288	QTP3X32T8/UNV/PSNTC	10
F32T8	4	120/277	S5289	QTP4X32T8/UNV/PSNTC	10

Also operates F17T8 • F25T8 • F28T8/SS • F30T8/SS • FBO16 • FBO24 • FBO31 • FBO32

Also Operates: F096T8/SS (55W Lamp)

Electronic Ballasts



T5 Programmed Start Universal Voltage

T5 Programmed Start

Primary Lamp Type	Number of Lamps	Voltage	Satco Order No.	Ballast Number	Case
F28T5	1	120/277	S5221	QTP1X28UNVPSNNL	20
F28T5	2	120/277	S5222	QTP2X28UNVPSNNL	20

Also operates F14T5 • F21T5 • F35T5



T5 HO Programmed Start

Primary Lamp Type	Number of Lamps	Voltage	Satco Order No.	Ballast Number	Case
F39T5/HO	1	120/277	S5214	QTP1X39/24T5HOUNVPSNNL	20
F39T5/HO	2	120/277	S5215	QTP2X39/24T5HOUNVPSNNL	20
Also operates F24T5/HO • FPC22 • FPC40 • FT24DL • CF24DF • FT36DL • CF36DF					
F54T5/HO	1	120/277	S5218	QTP1X54T5HOUNVPSNNL	20
F54T5/HO	2	120/277	S5219	QTP2X54T5HOUNVPSNNL	20
Also operates FT55DL • FPC55					
F80T5/HO	1	120/277	S5220	QTP1X80T5HOUNVPSNNL	20
Also operates FT80DL					



40 T12 Rapid Start

T12 F40T12 Rapid Start

Primary Lamp Type	Number of Lamps	Voltage	Satco Order No.	Ballast Number	Case
F40T12	1	120	S5258	QTP1X40T12/120/RSN/B	20
F40T12	1	277	S5259	QTP1X40T12/277/RSN/B	20
F40T12	2	120	S5260	QTP2X40T12/120/RSN/B	20
F40T12	2	277	S5261	QTP2X40T12/277/RSN/B	20
F40T12	3	120	S5262	QTP3X40T12/120/RSN/B	20
F40T12	3	277	S5263	QTP3X40T12/277/RSN/B	20



Electronic Ballasts

TT5 Instant Start



TT5 FT40DL Instant Start

Primary Lamp Type	Number of Lamps	Voltage	Satco Order No.	Ballast Number	Case
FT40	1	120	S5240	QT1x40/120/DL	10
FT40	1	277	S5241	QT1x40/277/DL	10
FT40	2	120	S5242	QT2x40/120/DL	10
FT40	2	277	S5243	QT2x40/277/DL	10
FT40	3	120	S5244	QT3x40/120/DL	10
FT40	3	277	S5245	QT3x40/277/DL	10

Compact Fluorescent



Primary Lamp Type	Number of Lamps	Voltage	Satco Order No.	Ballast Number	Case
CF13	1/2	120/277	S5223	OTP1/2X13CF/UNV/BS	20
CF13	1/2	120/277	S5225	OTP1/2X13CF/UNV/TS	20
Operates 1 or 2 each CF13DT/E • CF13DD/E					
CF18	1/2	120/277	S5226	OTP1/2X18CF/UNV/BS	20
CF18	1/2	120/277	S5228	OTP1/2X18CF/UNV/TS	20
Operates 1 or 2 each CF18DT/E • CF18DD/E					
CF26	1/2	120/277	S5229	OTP1/2X26CF/UNIV/BS	20
CF26	1/2	120/277	S5231	OTP1/2X26CF/UNIV/TS	20
Operates 1 or 2 each CF26DT/E • CF26DD/E Operates 1 each CF32DT/E • CF42DT/E					
CF26	1/2	120/277	S5232	OTP1/2XCF/UNV/BM	20
CF26	1/2	120/277	S5233	OTP1/2XCF/UNV/PM	18
CF26	1/2	120/277	S5234	OTP1/2XCF/UNV/TM	18
Operates 1 or 2 each CF26DT/E • CF26DD/E Operates 1 each CF32DT/E • CF42DT/E					
CF26	2	120/277	S5235	OTP2X26/32/42CF/UNIV/BM	20
CF26	2	120/277	S5236	OTP2X26/32/42CF/UNIV/PM	18
CF26	2	120/277	S5237	OTP2X26/32/42CF/UNIV/TM	18
Operates 2 each CF26DT/E • CF32DT/E • CF42DT/E					
CF57	1	120/277	S5238	OTP1X57CF/UNV/BM	20
CF57	1	120/277	S5239	OTP1X57CF/UNV/PM	18
Operates 1 each CF57DT/E • CF70DT/E					

BS = Bottom Mount / Plastic Case
 TS = Top Mount / Plastic Case
 BM = Bottom Mount / Metal Case
 PM = PEM Stud Mount / Metal Case
 TM = Top Mount / Metal Case

T2 Universal Voltage



T2 Subminiature

Primary Lamp Type	Number of Lamps	Voltage	Satco Order No.	Ballast Number	Case
FM13	1/2	120/277	S5246	QT-FM	50
Operates 1 or 2 FM6 • FM8 • FM11 • FM13					

Magnetic Ballasts

Rapid Start

F40T12 & F34T12 Rapid Start

Primary Lamp Type	Number of Lamps	Voltage	Satco Order No.	Ballast Number	Case
F34T12	1	120	S5274	MB1X40/120RS	10
F34T12	1	277	S5275	MB1X40/277RS	10
Also operates F40T12 • F40T10 • FB40T12 • FB34T12/SS • F30T12 • F25T12/SS					
F34T12	2	120	S6620	MB2X40/120RS	10
F34T12	2	277	S6622	MB2X40/277RS	10
Also operates F40T12 • F40T10 • FB40T12 • FB34T12/SS					
F40T12	1	120	S5276	MB1X40/120RES	16
Operates F40T12 FULL WATTAGE LAMPS ONLY - Not for use for F34T12 lamps					
F30T12	2	120	S5171	MB2X30/120RS	10
F30T12	2	277	S5170	MB2X30/277RS	10
Operates F30T12 and F25T12/SS Lamps					



Instant Start Slimline

T12 Slimline Instant Start

Primary Lamp Type	Number of Lamps	Voltage	Satco Order No.	Ballast Number	Case
F48T12	2	120	S5277	MB2X48/120IS	6
F48T12	2	277	S5278	MB2X48/277IS	6
Also operates F48T12/SS					
F96T12	1	120	S5279	MB1X96/120IS	6
F96T12	1	277	S5280	MB1X96/277IS	6
F96T12	2	120	S6621	MB2X96/120IS	6
F96T12	2	277	S5281	MB2X96/277IS	6
Also operates F60T12 • F64T12 • F72T12 • F84T12 • F96T12/SS					



Preheat/Trigger Start

T8 / T12 PreHeat and Trigger Start

Primary Lamp Type	Number of Lamps	Voltage	Satco Order No.	Ballast Number	Case
F15T12	1	120	S5268	MB1X15/120PH/TP	16
F20T12	1	120	S5269	MB1X20/120PH/TP	40
F20T12	1	120	S5270	MB1X20/120PH	40
F20T12	2	120	S5271	MB2X20/120PH/TP	16
Also operates F14T8 • F14T12 • F15T8 • F15T12					

TP = Thermal Protection



Magnetic

Ballasts

Circline



T9 Circline Rapid Start

Primary Lamp Type	Number of Lamps	Voltage	Satco Order No.	Ballast Number	Case
FC8T9	1	120	S5273	MB1X22/120CIRC	16
FC12T9	1	120	S5272	MB1X32/120CIRC	16

Also operates FC16T9

Rapid Start HO



T12 HO Rapid Start

Primary Lamp Type	Number of Lamps	Voltage	Satco Order No.	Ballast Number	Case
F96T12/HO	1	120	S5282	MB1X96HO/120RS	4
F96T12/HO	1	277	S5283	MB1X96HO/277RS	4
F96T12/HO	2	120	S5284	MB2X96HO/120RS	4
F96T12/HO	2	277	S5285	MB2X96HO/277RS	4

Also operates F24HO • F36HO • F42HO • F48HO • F60HO • F72HO • F84HO • F96HO/SS

Rapid Start VHO



T12 VHO Rapid Start

Primary Lamp Type	Number of Lamps	Voltage	Satco Order No.	Ballast Number	Case
F96T12/VHO	1	120	S5264	MB1X96/VHO/120RS	4
F96T12/VHO	1	277	S5265	MB1X96/VHO/277RS	4

Also operates F48/VHO • F60/VHO • F72/VHO • F96/VHO/SS

F96T12/VHO	2	120	S5266	MB2X96/VHO/120RS	4
F96T12/VHO	2	277	S5267	MB2X96/VHO/277RS	4

Also operates F72/VHO • F96/VHO/SS

Socket Ballasts Twist-Lock



Socket Ballasts

- Finish: Ivory
- Rating: 120V/60HZ
- CUL Listed
- Rated: Indoor / Outdoor
Minus 20 Degrees
- Replaceable
- Detachable:
Twist Lock Socket



13/18/26W
Standard



13/18/26W Uno Ring
Standard with Uno Ring

- 80-1325 13W
- 80-1324 18W
- 80-1383 26W

- 80-1335 13W
- 80-1336 18W
- 80-1382 26W



26/32/42W
Multi-Wattage



26/32W/Dimming
Multi-Wattage



13/18/26W
Low Profile

80-1323

- 80-1331
- Integral Harp Saddle
 - Integral Dimmer
 - Indoor Only

- 80-1384 13W
- 80-1385 18W
- 80-1386 26W

Primary Lamp Type	Satco OrderNo.	Finish	Terminal	Cap	Hickey	Wire	Pkd
13W	80/1325	Ivory	With 24" Leads	Cap	Hickey	UL1015	200
18W	80/1324	Ivory	With 24" Leads	Cap	Hickey	UL1015	200
26W	80/1383	Ivory	With 24" Leads	Cap	Hickey	UL1015	200
13W Uno / Ring	80/1335	Ivory	With 24" Leads	Cap	Hickey	UL1015	200
18W Uno / Ring	80/1336	Ivory	With 24" Leads	Cap	Hickey	UL1015	200
26W Uno / Ring	80/1382	Ivory	With 24" Leads	Cap	Hickey	UL1015	200
26/32/42 W	80/1323	Ivory	With 24" Leads	Cap	Hickey	UL1015	200
26/32 Dimmer	80/1331	Ivory	With 36" Leads	Cap	Hickey	UL1015	200
13W Small	80/1384	Ivory	With 24" Leads	Cap	Hickey	UL1015	200
18W Small	80/1385	Ivory	With 24" Leads	Cap	Hickey	UL1015	200
26W Small	80/1386	Ivory	With 24" Leads	Cap	Hickey	UL1015	200

SATCO BULB CHANGERS

The easy way to change hard to reach bulbs. Available in PAR, incandescent and R type changers.

Not Shown
Actual Size



Incandescent
Bulb Changer
S70-0101



Par Type
Bulb Changer
S70-3001



R Type
Bulb Changer
S70-3002



90-1310

Brass Finish
Light Bulb Cage
(for use with 90-445
keyless receptacle)



92-324

Medium to Medium
Porcelain
Extender
Overall Ext. 1"



92-323

Medium to Medium
Bakelight
Extender
Overall Ext. 1"



8-24 Ft. ▶

Alumiglass Extension Pole

S70-6624

Two section handle,
threaded end fits
all changers.
Professional quality.

8-16 Ft. ▶

Alumiglass Extension Pole

S70-6516

Two section handle,
threaded end fits
all changers.
Professional quality.

Note: For standard
ceilings, broomstick
handle will fit changers.

◀ 6-12 Ft.

Aluminum Extension Pole

S70-9272

Two section handle,
"nylon" threaded,
fits all changers.
Homeowner quality.



accessories



S1352 Four foot display canopy

22" D X 48" W X 10" H

The bold colors and contemporary graphics of this dynamic header create a sophisticated product presentation. The 22" X 48" bottom Chrome louver allows light to pass through for product illumination.

Mounts to any standard four foot gondola display.

Four Color Retail Packaging

offers ease of product identification, uniformity and contemporary design.

Many of our items are packaged in four color inner cartons. These multi-packs can be stacked out for promotional purposes creating additional sales!



merchandising





Satco Light Bulbs - A brand consumers have purchased with confidence for over 40 years.



merchandising

S1300 A – Four foot white gondola display. (Bottom shelf included)
48"W X 24"D X 71"H

S1300 B – (3) Four foot white shelves





Satco Power Panels can be mounted on the end of a gondola display or hung on a wall.

merchandising



S1360 *Decorative light bulb power panel:*

- 10 - S3774 10 - S3786
- 10 - S3782 10 - S3732
- 10 - S3778 10 - S3735
- 10 - S3785 10 - S3762
- 10 - S3731 10 - S3784
- 10 - S3734 10 - S3763
- 10 - S3775 10 - S3787
- 10 - S3783 10 - S3793
- 10 - S3779 10 - S3796

15"W X 48"H X 4.5"D



S1361 *Appliance light bulb power panel:*

- 10 - S3708 20 - S3724
- 10 - S3712 20 - S3797
- 20 - S3720 10 - S3711
- 20 - S3723 10 - S3703
- 20 - S3792 20 - S3729
- 10 - S3709 20 - S3791
- 10 - S3702 20 - S3794
- 20 - S3721

15"W X 48"H X 4.5"D



S1362 *Halogen light bulb power panel:*

- 12 - S3459 12 - S3486
- 12 - S3468 12 - S3432
- 12 - S3469 12 - S3488
- 12 - S3465 12 - S3489
- 12 - S3467 12 - S3431
- 12 - S3425 12 - S3496
- 12 - S3461 12 - S3497
- 12 - S3462 12 - S3480
- 12 - S3463 12 - S3481
- 12 - S3484 12 - S3423
- 12 - S3485

15"W X 48"H X 4.5"D

Halogen Light Bulb Center 2' MERCHANDISING PROGRAM

- Self Stocking Display Unit
 - High Impact Graphics & Packaging
 - Adjustable Shelves
 - Uses Only 2'X2' Floor Space
 - Features; Soft Ray Glare Free MR16 & PAR Lamps
- Plus Other Halogen Up Sell Products

#HAL/2FT/DISP

Counter Top Demonstrator Display



S1410 Soft Ray demonstrator

Interactive display unit compares a standard halogen lamp to a Soft Ray frosted PAR

14 1/2" W X 13 3/4" D X 18 1/2" H



Halogen Light Bulb Center:

6 - S4603	24 - S4503	15 - S4103
6 - S4600	24 - S4504	15 - S4104
6 - S4601	12 - S4120	15 - S4105
6 - S4602	12 - S4121	15 - S4106
12 - S4500	12 - S4122	15 - S4107
12 - S4501	12 - S4123	1 - S4150
12 - S4502	15 - S4100	1 - S4152
12 - S4505	15 - S4101	
12 - S4506	15 - S4102	

Actual Dimensions: 27" W X 76" H



SATCO'S

POINT of PURCHASE
DISPLAYS are the perfect tool to assist in the promotion of Satco brand lighting products.

Energy Saving Light Bulb Center

2' MERCHANDISING PROGRAM

- Self Stocking Display Unit
- High Impact Graphics & Packaging
- Adjustable Shelves
- Uses Only 2'X2' Floor Space
- Features; Energy Star Certified Products

#CFL/2FT/DISP



Energy Saving Light Bulb Center:

12 - S6202*	12 - S6214*	6 - S6244
12 - S6203*	12 - S6215*	12 - S6245
12 - S6204*	6 - S6216*	6 - S6253
6 - S6210	6 - S6217	6 - S6254
6 - S6211*	6 - S6218*	1 - S1415
6 - S6212*	6 - S6222	1 - S1453
12 - S6213*	12 - S6243	

Actual Dimensions: 27" W X 76" H

Light Bulb Center

2' MERCHANDISING PROGRAM

- Self Stocking Display Unit
- High Impact Graphics & Packaging
- Adjustable Shelves
- Uses Only 2'X2' Floor Space

#GEN/2FT/DISP

Light Bulb Center:

48 - S1711	24 - S2808
48 - S1712	24 - S2809
48 - S1713	12 - S4421
48 - S1714	12 - S4426
48 - S1810	24 - S2853
48 - S1811	24 - S2854
48 - S1812	24 - S2855
36 - S1820	20 - S3791
36 - S1821	20 - S3792
24 - S3938	20 - S3729
12 - S3440	20 - S3724
12 - S3441	20 - S3720
12 - S3442	20 - S3721
12 - S3443	10 - S3703
12 - S3447	10 - S3705
12 - S3448	10 - S3778
12 - S3449	10 - S3779
24 - S3204	10 - S3754
24 - S3211	10 - S3728

Actual Dimensions: 27" W X 76" H





Decorative Bulb Displays

- Gravity feed bulb dispenser
- Stocks 24 different styles
- Compact size
- Versatile merchandising options
- Contemporary design
- Easy product identification



S-101 Wall mounted decorative light bulb display.

Stocks the same product selection as the S-100 merchandiser.

45"L X 27"H X 6.6"D




Rotating Display can be used free standing, or countertop

S-100 DISPLAY

This self-standing floor or counter display takes up less than 2sq. ft. of space.

S-100 display consists of rack and 25ea. of:
 S3231, S3232, S3234, S3235, S3262, S3263, S3273,
 S3274, S3275, S3277, S3278, S3279, S3282, S3283,
 S3284, S3285, S3286, S3287, S3293, S3296, S3822,
 S3823, S3825 & S3826

Floor display 66" H.



Counter display 40" H.

Light Bulb Center Promotional Signs

Hanging and Window

**S1462 Hanging
3-Way Sign**
Includes; string and hook
for hanging



**S1461 Window/Hanging
2-Way Signs**
Includes; string, hook & suction cups
for hanging and window use



LED CATALOG



We are pleased to present the latest edition of our Lamp Specification Guide. Many new lamps and accessories have been added, and each section is color-coded and arranged to make finding the right product easy.

Brilliance

Satco is committed to providing unsurpassed quality, service and product assortment. Many of our product categories are supported by merchandising systems, displays and a selection of attention-getting point of purchase materials. These efforts, along with our strategic locations, make Satco the preferred choice in light sources and electrical related products.

Six convenient locations

CALIFORNIA

31288 San Benito St.
Hayward, California 94544
800-437-2826
(510) 487-4822 FAX: (510) 487-8955

WASHINGTON

4710 116th St. S.W.
Mukilteo, Washington 98275
800-437-2826
(425) 789-3300 FAX: (425) 789-3310

TEXAS

2000 Valwood Parkway
Farmers Branch, Texas 75234
800-437-2826
(972) 247-2437 FAX: (972) 247-5408

NEW YORK CORPORATE OFFICES

110 Heartland Blvd.
Brentwood, N.Y. 11717
800-437-2826
(631) 243-2022 FAX: (631) 243-2027

FLORIDA

900 N.W. 159th Drive
Miami, Florida 33169
800-437-2826
(305) 624-2044 FAX: (305) 623-0286

PUERTO RICO

Bldg 3, Compeche St. 22
Julio N. Matos Industrial Park
Carolina, PR 00984
800-437-2826
(787) 757-3510 Fax: (787) 757-3540

Contents

About Satco.....	2-5
Retail Support	6-9
LED Filament Lamps.....	10-11
Omni-Directional LED A19 Lamps	12-15
Omni-Directional LED A21 Lamps.....	15
Omni-Directional 3-Way & Colored A19 LED Lamps.....	16
Omni-Directional A15 & Decorative LED Lamps.....	17
LED Reflector Lamps.....	18-19
LED PAR Lamps.....	20-23
LED PAR 16 & MR11 Lamps.....	24
LED MR16 & Elevator Lamps	25
LED Recessed Downlight Retrofits.....	26-31
LED Direct Wire Edge-Lit Downlights.....	32-33
LED Direct Wire Downlights	34-35
LED 12V Recessed Downlight Retrofits	36
High Lumen LED Lamps.....	37-44
LED Specialty Lamps	45-47
LED/CFL Lamps.....	48-50
LED T8 Lamps.....	51-55
LED T5 Lamps.....	55

At Satco, our business isn't about us. It's about you and your business.

Satco and our Nuvo® and Hygrade™ brands have grown to be industry leaders by offering you the widest selection of lamps, fixtures and lighting components.

The most innovative technology.

The highest standards of quality and efficiency. And a reputation for service earned one customer at a time for almost 50 years.

Satco. Setting the standards.

With a vast catalog of products built to the highest quality standards, massive inventories, a highly automated nationwide distribution network, and a growing investment in research and development, few lighting manufacturers can match Satco's depth of industry experience.


The widest selection.

Satco keeps homes across North America lit through the thousands of retail outlets we supply with replacements lamps and consumer lighting accessories.

The residential and commercial building trades rely on Satco's comprehensive line of fixtures, track and outdoor lighting and lamps, which are widely available through electrical distributors across the country.

Lighting fixture manufacturers turn to Satco Logistics for on-time shipping of thousands of component parts in orders of any size, including lamps, ballasts, sockets, switches, cords, canopies and glassware of every description.





The most innovative technology.

Over the years, Satco's robust R&D programs have moved lighting technology forward with patented innovations that have been widely adopted throughout the industry that includes breaking new ground in the design and manufacture of high-efficiency LED lamps.

The highest quality and efficiency.

Every Satco product is designed, manufactured and tested to meet or exceed the highest industry standards for quality and performance. And we offer hundreds of products that have earned ENERGY STAR® certification. In fact, we were selected ENERGY STAR® Partner of the Year in 2009.

Over a million square feet of warehouse space.

The Satco brand has stood for quality, innovation and value in lighting products since 1966. From a 3,000 square foot warehouse in Elmont, NY, to more than 1.2 million square feet of U.S. Distribution space today. To be certain you'll have the parts you need where you need them, Satco maintains enormous amounts of inventories at our major distribution and sales centers in New York, Miami, Dallas, San Francisco, Seattle and San Juan, Puerto Rico, and at Satco Express stocking locations in Canton MA, Cincinnati OH, Charlotte NC, Chicago IL, Cleveland OH, La Mirada CA, Lavergne TN, Ridgeland MS and Syracuse NY.

Satco. An innovative family of brands.

LED lamps that only experience can deliver.

With one of the industry's largest R&D programs behind it, Satco is producing LED replacement lamps that meet all of the newest efficiency standards – and exceed user expectations for light output, color temperature, beam pattern, diffusion, and overall reliability.



Hygrade. The leader in commercial lighting.

Hygrade has been a trusted name in commercial and industrial lighting for more than a century. From fluorescent and compact fluorescent lamps to high intensity discharge bulbs of every description, Hygrade offers a variety of cost effective, energy efficient products for virtually any commercial application.



Nuvo. Inspired designs. Enlightened engineering.

Nuvo Lighting was launched in 2005 with more than 1,500 new lighting fixtures – one of the largest catalogs of any manufacturer – and our product line has continued to grow every year since. Today offering more than 3,000 chandeliers, pendants and sconces in designs that range from classic to contemporary, from elegant to understated and from simple to stylish.



As an ongoing effort on behalf of Satco Products, Inc. to remain dedicated to the improvement of our products, we reserve the right to change specifications. The information contained in this specification guide is subject to change without notice. We cannot be responsible for typographical errors.



Energy Efficient Lamps and Fixtures Counter Card
Item # SA1458



Energy Efficient Lamps Counter Card
Item # SA1207



Paint Department Counter Card
Item # SA1456

Counter cards

Place these informative cards in other busy departments to remind customers about their lighting needs.

At Satco we don't just bring great products and great value to market. We help our products sell! We offer powerful in-store selling tools to help make the lighting center a focal point and profit center.

Educate customers and increase sales!

Satco hanging signs and gondola headers clearly call-out the lighting center while shelf strips and aisle flags indicate lamp technologies to help customers find exactly what they're looking for. And the shelf strips correspond to the attractive, informative Satco packaging! Our educational gondola headers educate consumers about all the current lighting technologies, the energy efficiency of each and what energy savings they can expect from each.

Counter cards, hanging signs, shelf-talkers and gondola aisle flags all help customers find the exact replacement lamp they need.

Let Satco help you increase your lighting sales dramatically! For information and how to order, please contact your Satco sales representative.

Logo banners

Measuring 5' x 2', Satco logo banners can be strategically placed, indoors or out, to direct customers to the lighting aisle or simply make customers aware you carry Satco lighting products.



Satco Brand Logo Banner
Item # SA1296

HID	HID	HID	SA1265/1
LED	LED	LED	SA1265/2
CFL	CFL	CFL	SA1265/3
HALOGEN	HALOGEN	HALOGEN	SA1265/4
INCANDESCENT	INCANDESCENT	INCANDESCENT	SA1265/5

Lighting Technology Gondola Shelf Strips
(Can be ordered separately)
Each strip measures 12" long
Item # SA1265

Packaging

Satco retail packaging is informative and attractive, creating an easy to navigate presentation for your customers. Coupled with consistent branding, lamp technology types are clearly indicated and all government regulations are adhered to for lumen output, wattage and cost to operate. Satco packaging makes choosing the right lamp easy.

Gondola shelf technology strips

Indicate what technologies are on what shelves. Grouping products by their technology has been shown to help customers find the products they want easily.

Shelf talkers

Are an important silent salesman, explaining a sale or calling attention to a new product.



Energy Efficient Shelf Talker
Item # SA1205

RETAIL SUPPORT

SATCO LIGHTING CENTER
www.satco.com

- LED • Fluorescent Tubes
- Compact Fluorescent Lamps
- Decorative • Incandescent
- Halogen • Specialty Bulbs
- High Intensity Discharge

Generic Lighting Center Gondola Header
Item # SA1098

Header mounting hardware available

Reduce utility bills with energy saving Satco lamps.

Standard CFL Spirals BR/PAR CFL Lamps Ditto® LED Reflector Lamps Specialty LED Lamps LED A19 LED PAR Lamps

Energy Efficient Gondola Header
Item # SA1206

Header mounting hardware available

LED Lighting Center

LED Retrofits LED Reflectors LED Specialty Lamps LED MR16 LED A19 LED PAR Lamps LED 4' Lamps SA200-619

LED Gondola Header
Item # SA2006

Header mounting hardware available

Gondola headers

Clearly call out your lighting center, and our educational versions help explain new vs. old lighting technologies and the savings your customers can expect from them. Customers making more informed decisions will be pleased with their purchase and remember the help they received in your store.

Product photos

Satco offers our entire library of product photos for use in your flyers and advertising. Our high-quality product and packaging images will show customers exactly what you're offering.

Aisle flags

Help define what's on each section of shelving for easy product location.



Lighting Technology Aisle Violator Tags
Item # SA1292
Mounting hardware available



SA1292/1 SA1292/2 SA1292/3 SA1292/4 SA1292/5 SA1292/6

Lamp Technology Wattage Comparison

www.satco.com

INCANDESCENT - Life: 1,000 Hours			HALOGEN - Life: 1,000 Hours - GOOD			CFL - Life: 10,000 Hours - BETTER			LED - Life: 25,000+ Hours - BEST		
Standard Wattage	Lumens/Brightness	Cost to Operate/Yr*	Wattage	Lumens/Brightness	Cost to Operate/Yr*	Wattage	Lumens/Brightness	Cost to Operate/Yr*	Wattage	Lumens/Brightness	Cost to Operate/Yr*
25W	= 200	\$3.01				5W	= 280	\$0.84	3W	= 180	\$0.36
40W	= 450	\$4.82	29W	= 410	\$3.49	9W	= 550	\$1.08	8W	= 450	\$0.96
60W	= 800	\$7.23	43W	= 750	\$5.18	13W	= 900	\$1.57	10W	= 800	\$1.20
75W	= 1,100	\$9.03	53W	= 1,050	\$6.38	18W	= 1,200	\$2.17	13W	= 1,100	\$1.57
100W	= 1,600	\$12.05	72W	= 1,490	\$8.67	23W	= 1,600	\$2.77	17W	= 1,600	\$2.05

* Discontinued technology
* Estimated yearly energy cost is based on 3 hrs/day, 0.11¢ kWh. Cost depends on rates and use.

SA1285/1
Lamp Comparison Guide

Lamp Savings Comparison-per lamp, per year*

www.satco.com

INCANDESCENT Standard Wattage	Savings for Halogen Life = 1,000 Hours	Savings for CFL Life = 10,000 Hours	Savings for LED Life = 25,000 Hours	SAVE MORE
25W	=	\$2.17	\$2.65	Long life = Less replacement lamps
40W	= \$1.33	\$3.74	\$3.86	
60W	= \$2.05	\$5.66	\$6.03	
75W	= \$2.65	\$6.86	\$7.46	
100W	= \$3.38	\$9.28	\$10.00	

* Estimated yearly energy cost is based on 3 hrs/day, 0.11¢ kWh. Cost depends on rates and use.

SA1285/2
Lamp Savings Comparison

Lamp Feature Comparison

www.satco.com

INCANDESCENT	HALOGEN	CFL (COMPACT FLUORESCENT)	LED (LIGHT EMITTING DIODE)
<ul style="list-style-type: none"> • Good light quality • Low initial cost • Dimmable • Shortest life • Least Efficient 	<ul style="list-style-type: none"> • Great light quality • Dimmable • Energy savings: GOOD 	<ul style="list-style-type: none"> • Big jump in energy savings • Instant on • Long bulb life, recyclable • Energy savings: BETTER 	<ul style="list-style-type: none"> • Most energy efficient • Immediate full brightness • Dimmable • Costs the least to operate • Longest bulb life available • Energy savings: BEST

SA1285/3
Lamp Features Comparison

Long Life = Less Replacements

www.satco.com

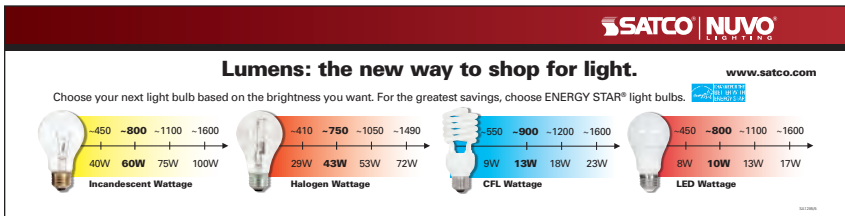
1 CFL lasts as long as 10 Incandescents **1 LED lasts as long as 25 Incandescents**

A 13W CFL costs \$1.57 per year to operate in energy costs vs. a 60W incandescent that costs \$7.23 per year.*

An 8W LED costs \$0.96 per year to operate in energy costs vs. a 60W incandescent that costs \$7.23 per year.*

*Estimated yearly energy cost is based on 3 hrs/day, 0.11¢ kWh. Cost depends on rates and use.

SA1285/4
Long Life = Less Replacements



SA1285/5
Lumens: The new way to shop for light

Choosing Color Temperature

www.satco.com

Lighting sets the mood in your room.

COLOR TEMPERATURE SCALE			
Soft White	Bright White	Natural Light	
2700K	3000K	3500K	4100K 5000K 7500K
Warm 2700K is inviting, warm, friendly and relaxing. • Homes • Restaurants	Neutral 3000K is inviting, comfortable and relaxing. • Homes • Showrooms • Reception • Offices	Cool 4100K is efficient, clean and organized. • Offices • Hospitals • Conference rooms	Daylight 5000K is exacting, refreshing, bright and alert. • Galleries • Jewelry displays

SA1285/6
Choosing Color Temperature

Lamp Comparison Gondola Headers

SET: 6

(Can be ordered separately)

Item # SA1285

Header mounting hardware available

LED FILAMENT LAMPS

LED filament lamps

Applications / Features

- LED with a traditional incandescent look and feel
- Omni-directional light source
- Dimmable
- Replaces up to 60 watt lamps
- Long life—15,000 hours
- Damp location
- Approved for totally enclosed fixtures
- cUL listed
- 3 Year warranty



LED Filament Lamps



Item Number	Lamp Description	W	Bulb Type	Base	V	Finish	CCT	Lm	CRI	M.O.L. (Inches)	Life/Hrs.	UPC	Pack
S9560	4.5A15/CL/LED/E26/27K/120V	4.5	A15	E26	120	Clear	2700K	450	80	3 3/8	15K	045923095603	24/6
S9561†	4.5A19/CL/LED/E26/27K/120V	4.5	A19	E26	120	Clear	2700K	450	80	4 1/8	15K	045923095610	24/6
S9562†	6.5A19/CL/LED/E26/27K/120V	6.5	A19	E26	120	Clear	2700K	800	80	4 1/8	15K	045923095627	24/6
S9824†	4.5A19/SW/LED/E26/27K/120V	4.5	A19	E26	120	Soft White	2700K	400	80	4 1/8	15K	045923098246	24/6
S9825†	6.5A19/SW/LED/E26/27K/120V	6.5	A19	E26	120	Soft White	2700K	720	80	4 1/8	15K	045923098253	24/6
S9826	6.5A19/SLV/LED/E26/27K/120V	6.5	A19	E26	120	Silver Crown	2700K	650	80	4 1/8	15K	045923098260	24/6
S9563†*	5.5G25/CL/LED/E26/27K/120V	5.5	G25	E26	120	Clear	2700K	550	80	4 3/8	25K	045923095634	24/6
S9564†	6.5G25/CL/LED/E26/27K/120V	6.5	G25	E26	120	Clear	2700K	810	80	4 3/8	15K	045923095641	24/6
S9827†	4.5G25/SW/LED/E26/27K/120V	4.5	G25	E26	120	Soft white	2700K	430	80	4 3/8	15K	045923098277	24/6
S9828	4.5G25/SLV/LED/E26/27K/120V	4.5	G25	E26	120	Silver Crown	2700K	430	80	4 3/8	15K	045923098284	24/6
S9567†*	2.5W ETC/LED/27K/120V	2.5	C11	E26	120	Clear	2700K	250	80	3 1/2	15K	045923095672	24/6
S9568†*	2.5W CTC/LED/27K/120V	2.5	C11	E12	120	Clear	2700K	250	80	4 5/16	15K	045923095689	24/6
S9569†*	4.5W ETC/LED/27K/120V	4.5	C11	E26	120	Clear	2700K	450	80	3 1/2	15K	045923095696	24/6
S9570†*	4.5W CTC/LED/27K/120V	4.5	C11	E12	120	Clear	2700K	450	80	4 5/16	15K	045923095702	24/6
S9571†	2.5W EFC/LED/27K/120V	2.5	CA11	E26	120	Clear	2700K	250	80	4 5/16	15K	045923095719	24/6
S9572†	2.5W CFC/LED/27K/120V	2.5	CA11	E12	120	Clear	2700K	250	80	5	15K	045923095726	24/6
S9573†	4.5W EFC/LED/27K/120V	4.5	CA11	E26	120	Clear	2700K	450	80	4 5/16	15K	045923095733	24/6
S9574†	4.5W CFC/LED/27K/120V	4.5	CA11	E12	120	Clear	2700K	450	80	5	15K	045923095740	24/6
S9866†	3.5CTC/LED/CL/50K/120V	3.5	C11	E12	120	Clear	5000K	350	80	4 5/16	15K	045923098666	24/6
S9867†	3.5CFC/LED/CL/50K/120V	3.5	CA11	E12	120	Clear	5000K	350	80	5	15K	045923098673	24/6
S9868†	3.5CTF/LED/FR/27K/120V	3.5	C11	E12	120	Frosted	2700K	350	80	4 5/16	15K	045923098680	24/6
S9869†	3.5CFF/LED/FR/27K/120V	3.5	CA11	E12	120	Frosted	2700K	350	80	5	15K	045923098697	24/6

(cont'd on page 11)

LED FILAMENT LAMPS

LED Filament Lamps (cont'd)



Item Number	Lamp Description	W	Bulb Type	Base	V	Finish	CCT	Lm	CRI	M.O.L. (Inches)	Life/Hrs.	UPC	Pack
S9920†	2.5W CTC/LED/CL/27K/120V	2.5	C11	E12	120	Clear	2700K	200	80	3 7/8	15K	045923099205	24/6
S9921†	2.5W CFC/LED/CL/27K/120V	2.5	CA11	E12	120	Clear	2700K	200	80	4 1/16	15K	045923099212	24/6
S9922†	3.5W CTC/LED/CL/27K/120V	3.5	C11	E12	120	Clear	2700K	350	80	3 7/8	15K	045923099229	24/6
S9923†	3.5W CFC/LED/CL/27K/120V	3.5	CA11	E12	120	Clear	2700K	350	80	4 1/16	15K	045923099236	24/6
S9870†	2.5G16.5/LED/CL/27K/120V	2.5	G16 1/2	E12	120	Clear	2700K	200	80	3 3/16	15K	045923098703	24/6
S9871†	3.5G16.5/LED/CL/27K/120V	3.5	G16 1/2	E12	120	Clear	2700K	350	80	3 3/16	15K	045923098710	24/6
S9565†	4.5G40/CL/LED/E26/27K/120V	4.5	G40	E26	120	Clear	2700K	450	80	6 1/2	15K	045923095658	24/6
S9566†	6.5G40/CL/LED/E26/27K/120V	6.5	G40	E26	120	Clear	2700K	800	80	6 1/2	15K	045923095665	24/6
S9575†	4.5BT15/CL/LED/E26/27K/120V	4.5	BT15	E26	120	Clear	2700K	450	80	4 1/8	15K	045923095757	24/6
S9576†	6.5BT15/CL/LED/E26/27K/120V	6.5	BT15	E26	120	Clear	2700K	800	80	4 1/8	15K	045923095764	24/6
S9581†	6.5ST19/CL/LED/E26/27K/120V	6.5	ST19	E26	120	Clear	2700K	810	80	5 1/2	15K	045923095818	24/6
S9582†	6.5T9/CL/LED/E26/27K/120V	6.5	T9	E26	120	Clear	2700K	800	80	12	15K	045923095825	24/6
S9580†	4.5T10/LED/E26/27K/120V	4.5	T10	E26	120	Clear	2700K	430	80	5	15K	045923095801	24/6
S9872†	2.5T6/LED/CL/27K/E12/120V	2.5	T6	E12	120	Clear	2700K	200	80	3 3/16	15K	045923098727	24/6

Vintage style LED filament lamps

Applications / Features

- LED with a traditional vintage look and feel
- Amber finish
- Omni-directional light source
- Dimmable
- 2200 & 2300K - warm tone color temperature
- Replaces up to 60 watt lamps
- Long life—15,000 hours
- Damp location
- Approved for totally enclosed fixtures
- cUL listed
- 3 Year warranty



Vintage Style LED Filament Lamps



Item Number	Lamp Description	W	Bulb Type	Base	V	Finish	CCT	Lm	CRI	M.O.L. (Inches)	Life/Hrs.	UPC	Pack
S9577	2.5ST19/AMB/LED/E26/23K/120V	2.5	ST19	E26	120	Amber	2300K	220	80	5 3/8	15K	045923095771	24/6
S9578	4.5ST19/AMB/LED/E26/23K/120V	4.5	ST19	E26	120	Amber	2300K	400	80	5 3/8	15K	045923095788	24/6
S9579	6.5ST19/AMB/LED/E26/23K/120V	6.5	ST19	E26	120	Amber	2300K	650	80	5 3/8	15K	045923095795	24/6
S9585	4.5ST19/AMB/LED/E26/22K/120V	4.5	ST19	E26	120	Amber	2200K	380	80	5 1/2	15K	045923095856	24/6
S9583	4.5A19/AMB/LED/E26/22K/120V	4.5	A19	E26	120	Amber	2200K	380	80	4 1/8	15K	045923095832	24/6
S9584	4.5G25/AMB/LED/E26/22K/120V	4.5	G25	E26	120	Amber	2200K	380	80	4 3/8	15K	045923095849	24/6
S9588	6.5T9/AMB/LED/E26/22K/120V	6.5	T9	E26	120	Amber	2200K	620	80	12	15K	045923095887	24/6
S9873	2T6/AMB/LED/E12/22K/120V	2	T6	E12	120	Amber	2200K	150	80	3 3/16	15K	045923098734	24/6
S9986	3.5CTA/AMB/LED/22K/120V	3.5	C11	E12	120	Amber	2200K	300	80	4 5/16	15K	045923099861	24/6
S9987	3.5CFA/AMB/LED/22K/120V	3.5	CA11	E12	120	Amber	2200K	300	80	5	15K	045923099878	24/6

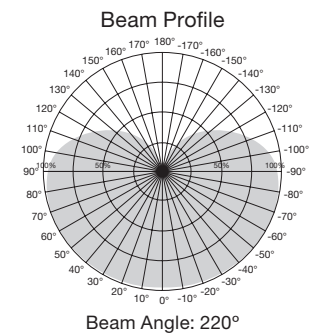
OMNI-DIRECTIONAL LED A19 LAMPS

40 & 60W replacement omni-directional LED A19 lamps

Direct replacements for 40 Watt & 60 Watt incandescent lamps

Applications / Features

- Indoor residential and commercial lighting
- Direct replacement for 40–60 Watt incandescent lamps, uses only 5–9.5 Watts
- Innovative design—smooth heat sink design to resemble traditional incandescent lamp
- Dimmable
- 2700K, 3000K, 3500K, 4000K and 5000K options
- Damp location
- Long life—25,000 hours
- Approved for totally enclosed fixtures
- No UV or IR radiation
- 3 Year warranty



Omni-Directional A19 LED Lamps



Item Number	Lamp Description	W	V	CRI	CCT	Lm	Bm	M.O.L. (Inches)	Life/Hrs.	UPC	Pack
S9830*	5A19/OMNI/220/LED/27K	5	120	80	2700K	450	220°	4 3/16	25K	045923098307	24/6
S9831*	5A19/OMNI/220/LED/30K	5	120	80	3000K	470	220°	4 3/16	25K	045923098314	24/6
S9832*	5A19/OMNI/220/LED/35K	5	120	80	3500K	480	220°	4 3/16	25K	045923098321	24/6
S9833*	5A19/OMNI/220/LED/40K	5	120	80	4000K	490	220°	4 3/16	25K	045923098338	24/6
S9834*	5A19/OMNI/220/LED/50K	5	120	80	5000K	510	220°	4 3/16	25K	045923098345	24/6
S9835*	9.5A19/OMNI/220/LED/27K	9.5	120	80	2700K	800	220°	4 3/16	25K	045923098352	24/6
S9836*	9.5A19/OMNI/220/LED/30K	9.5	120	80	3000K	830	220°	4 3/16	25K	045923098369	24/6
S9837*	9.5A19/OMNI/220/LED/35K	9.5	120	80	3500K	845	220°	4 3/16	25K	045923098376	24/6
S9838*	9.5A19/OMNI/220/LED/40K	9.5	120	80	4000K	860	220°	4 3/16	25K	045923098383	24/6
S9839*	9.5A19/OMNI/220/LED/50K	9.5	120	80	5000K	900	220°	4 3/16	25K	045923098390	24/6
S9840*	9.5A19/OMNI/220/LED/27K/GU24	9.5	120	80	2700K	800	220°	4 3/16	25K	045923098406	24/6
S9841*	9.5A19/OMNI/220/LED/35K/GU24	9.5	120	80	3500K	845	220°	4 3/16	25K	045923098413	24/6
S9842*	9.5A19/OMNI/220/LED/40K/GU24	9.5	120	80	4000K	850	220°	4 3/16	25K	045923098420	24/6
90 CRI											
S9612*	10.5A19/OMNI/LED/27K/90CRI	10.5	120	90	2700K	800	300°	4 5/8	25K	045923096129	24/6
S9613*	10.5A19/OMNI/LED/27K/90CRI/GU24	10.5	120	90	2700K	800	300°	4 1/2	25K	045923096136	24/6
S9617*	10.5A19/OMNI/LED/30K/90CRI	10.5	120	90	3000K	830	300°	4 5/8	25K	045923096174	24/6

OMNI-DIRECTIONAL LED A19 LAMPS

40 & 60W replacement omni-directional LED A19 lamps

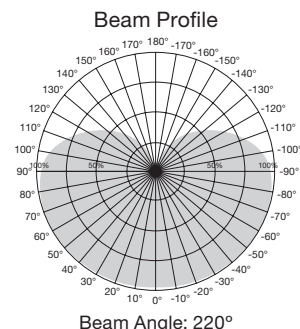
Direct replacements for 40 Watt & 60 Watt incandescent lamps

Applications / Features

- Direct replacement for 40–60 Watt incandescent lamps uses only 6–9.5 Watts
- Direct replacement for 9 & 13 Watt screw-in CFLs
- Indoor residential and commercial lighting
- Damp location
- Approved for totally enclosed fixtures
- 3 Year warranty

Non-Dimmable

Omni-Directional LED A19 Lamps



Item Number	Lamp Description	W	V	CRI	CCT	Lm	Bm	M.O.L. (Inches)	Life/Hrs.	UPC	Pack
S9590*	6A19/LED/2700K/120V	6	120	80	2700K	480	220°	4 5/16	15K	045923095900	24/6
S9591*	6A19/LED/3000K/120V	6	120	80	3000K	480	220°	4 5/16	15K	045923095917	24/6
S9592*	6A19/LED/5000K/120V	6	120	80	5000K	480	220°	4 5/16	15K	045923095924	24/6
S9593*	9.5A19/LED/2700K/120V	9.5	120	80	2700K	800	220°	4 5/16	15K	045923095931	24/6
S9594*	9.5A19/LED/3000K/120V	9.5	120	80	3000K	800	220°	4 5/16	15K	045923095948	24/6
S9595*	9.5A19/LED/5000K/120V	9.5	120	80	5000K	800	220°	4 5/16	15K	045923095955	24/6

60W replacement omni-directional LED A19 display pack

Direct replacements for 60 Watt incandescent lamps

Applications / Features

- 60W replacement uses only 9.5 Watts
- Indoor residential and commercial lighting
- Warm white 2700K
- Dimmable
- Damp location
- Approved for totally enclosed fixtures
- 3 Year warranty



9.5 Watt Omni 240° LED A19 Display Packs

Item Number	Lamp Description	W	V	CRI	CCT	Lm	Bm	M.O.L. (Inches)	Life/Hrs.	UPC	Pack/Master
S9629*	9.5A19/LED/2700K/800L/120V/D	9.5	120	80	2700K	800	240°	4 3/8	25K	045923093784	72

Must be ordered in full cases only.

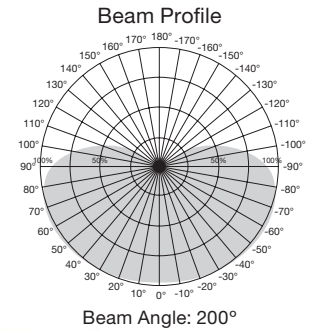
MULTI & OMNI-DIRECTIONAL LED A19 MULTI-PACKS & LAMPS

60W replacement multi-directional LED A19 4-packs

Direct replacements for 60 Watt incandescent lamps

Applications / Features

- 60W replacement uses only 9 Watts
- Indoor residential and commercial lighting
- Direct replacement for 13 Watt screw-in CFLs
- Innovative design—smooth heat sink design to resemble traditional incandescent lamp
- 2700K, 3000K and 5000K options
- Damp location
- Approved for totally enclosed fixtures
- 3 Year warranty



Non-dimmable

Multi-Directional LED A19 4-packs



Item Number	Lamp Description	W	V	CRI	CCT	Lm	Bm	M.O.L. (Inches)	Life/Hrs.	UPC	Pack/Master
S9596	9A19/LED/2700K/120V/4PK	9	120	80	2700K	800	200°	4 3/16	10K	045923095962	12-4pks
S9589	9A19/LED/3000K/120V/4PK	9	120	80	3000K	800	200°	4 3/16	10K	045923095894	12-4pks
S9597	9A19/LED/5000K/120V/4PK	9	120	80	5000K	800	200°	4 3/16	10K	045923095979	12-4pks

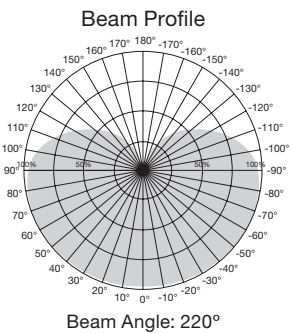
Must be ordered in full cases only.

75W replacement omni-directional LED lamps

Direct replacement for 75 Watt incandescent lamps

Applications / Features

- Indoor residential and commercial lighting
- Direct replacement for 75 Watt incandescent lamps uses only 11.5 Watts
- Dimmable
- Damp Location
- Approved for totally enclosed fixtures
- 3 Year warranty



Omni-Directional LED Lamps



Item Number	Lamp Description	W	V	CRI	CCT	Lm	Bm	M.O.L. (Inches)	Life/Hrs.	UPC	Pack
S9810*	11.5A19/LED/2700K/1100L/120V/D	11.5	120	80	2700K	1100	220°	4 5/8	25K	045923098109	24/6
S9811*	11.5A19/LED/3000K/1140L/120V/D	11.5	120	80	3000K	1140	220°	4 5/8	25K	045923098116	24/6
S9812*	11.5A19/LED/4000K/1190L/120V/D	11.5	120	80	4000K	1190	220°	4 5/8	25K	045923098123	24/6
S9813*	11.5A19/LED/5000K/1230L/120V/D	11.5	120	80	5000K	1230	220°	4 5/8	25K	045923098130	24/6
S9814*	11.5A19/LED/2700K/1100L/120V/D/GU24	11.5	120	80	2700K	1100	220°	4 1/2	25K	045923098147	24/6

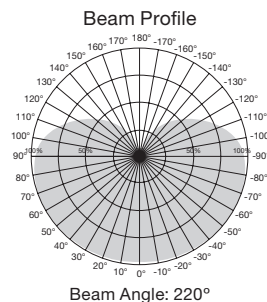
OMNI-DIRECTIONAL LED A19 & A21 LAMPS

100W replacement omni-directional LED lamps

Direct replacement for
100 Watt incandescent lamps

Applications / Features

- Indoor residential and commercial lighting
- Direct replacement for 100 Watt incandescent lamps uses only 15.5 Watts
- Dimmable
- Damp location
- Long life—25,000 hours
- Approved for totally enclosed fixtures
- 3 Year warranty



Omni-Directional LED Lamps

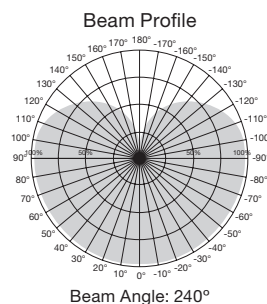
Item Number	Lamp Description	W	V	CRI	CCT	Lm	Bm	M.O.L. (Inches)	Life/Hrs.	UPC	Pack
S9815*	15.5A21/LED/2700K/1600L/120V/D	15.5	120	80	2700K	1600	220°	5 9/16	25K	045923098154	24/6
S9816*	15.5A21/LED/3000K/1650L/120V/D	15.5	120	80	3000K	1650	220°	5 9/16	25K	045923098161	24/6
S9817*	15.5A21/LED/4000K/1720L/120V/D	15.5	120	80	4000K	1720	220°	5 9/16	25K	045923098178	24/6
S9818*	15.5A21/LED/5000K/1800L/120V/D	15.5	120	80	5000K	1800	220°	5 9/16	25K	045923098185	24/6
S9819*	15.5A21/LED/2700K/1600L/120V/D/GU24	15.5	120	80	2700K	1600	220°	5 7/16	25K	045923098192	24/6

75 & 100W replacement LED 4 packs

Direct replacement for 75 Watt
& 100 Watt incandescent lamps

Applications / Features

- Indoor residential and commercial lighting
- Convenient 4 packs
- Direct replacement for 75–100 Watt incandescent lamps uses only 11–15 Watts
- Innovative design—smooth heat sink design to resemble traditional incandescent lamp
- 240° Omni-directional
- 2700K and 5000K options
- Damp location
- Long life—15,000 hours
- Approved for totally enclosed fixtures
- 3 Year warranty



S9800, S9801

S9802, S9803



Non-Dimmable

Omni-Directional LED Lamps

Item Number	Lamp Description	W	V	CRI	CCT	Lm	Bm	M.O.L. (Inches)	Life/Hrs.	UPC	Pack (4-pks)
S9800	11A19/LED/2700K/120V/4PK	11	120	80	2700K	1100	240°	4 3/16	15K	045923098000	12/4
S9801	11A19/LED/5000K/120V/4PK	11	120	80	5000K	1150	240°	4 3/16	15K	045923098017	12/4
S9802	15A21/LED/2700K/120V/4PK	15	120	80	2700K	1500	240°	5 1/4	15K	045923098024	12/4
S9803	15A21/LED/5000K/120V/4PK	15	120	80	5000K	1570	240°	5 1/4	15K	045923098031	12/4

OMNI-DIRECTIONAL 3-WAY & COLORED A19 LED LAMPS

Omni-directional 3-way LED lamps

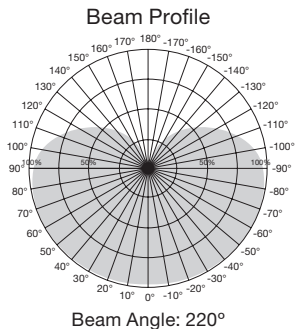
Direct replacement for 30/70/100W

3-way incandescent lamps

Applications / Features

- Indoor residential and commercial lighting
- Direct replacement for 30/70/100W 3-Way incandescent lamps uses only 3/9/12W
- 220° Omni-directional
- 2700K, 3000K, 4000K and 5000K options
- Damp location rated
- Long life—25,000 hours
- Approved for totally enclosed fixtures
- 3 year warranty

Available February 2017



Omni-Directional 3-Way LED Lamps

Item Number	Lamp Description	W	V	CRI	CCT	Lumens	Bm	M.O.L. (Inches)	Life/Hrs.	UPC	Pack
S9316*	3/9/12A19/3WAY LED/2700K/120V	3/9/12	120	80	2700K	280/950/1200	220°	4 5/8	25K	045923093166	24/6
S9317*	3/9/12A19/3WAY LED/3000K/120V	3/9/12	120	80	3000K	280/950/1200	220°	4 5/8	25K	045923093173	24/6
S9318	3/9/12A19/3WAY LED/4000K/120V	3/9/12	120	80	4000K	280/950/1200	220°	4 5/8	25K	045923093180	24/6
S9319	3/9/12A19/3WAY LED/5000K/120V	3/9/12	120	80	5000K	280/950/1200	220°	4 5/8	25K	045923093197	24/6

* ENERGY STAR certified pending

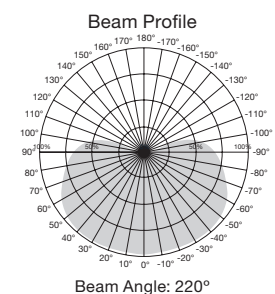
LED A19 colors

Applications / Features

- Indoor residential and commercial lighting
- Party bulbs
- Display lighting
- Accent lighting
- Direct replacement for 25 Watt incandescent lamps, uses only 2 Watts
- Damp location
- Long life—15,000 hours
- Approved for totally enclosed fixtures
- 3 year warranty

Colors for a reason

- Blue—in support of law enforcement / Autism awareness
- Green—in support of veterans
- Yellow—bug lights



Colored Multi-Directional LED Lamps

Item Number	Lamp Description	W	V	CCT	Lm	Bm	M.O.L. (Inches)	Life/Hrs.	UPC	Pack
S9642	2A19/LED/RED/120V	2	120	Red	200	220°	4 3/16	15K	045923096426	24/6
S9643	2A19/LED/GREEN/120V	2	120	Green	200	220°	4 3/16	15K	045923096433	24/6
S9644	2A19/LED/BLUE/120V	2	120	Blue	200	220°	4 3/16	15K	045923096440	24/6
S9645	2A19/LED/YELLOW/120V	2	120	Yellow	200	220°	4 3/16	15K	045923096457	24/6

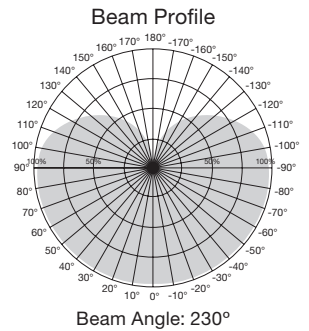
40W replacement omni-directional LED lamps

Direct replacement for 40 Watt A15 incandescent lamps

Applications / Features

- Indoor residential and commercial lighting
- Direct replacement for 40 Watt A15 incandescent lamps uses only 5.5 Watts
- Dimmable
- 230° Omni-directional
- 2700K, 3000K, 4000K and 5000K options
- Damp location rated
- Long life—25,000 hours
- Approved for totally enclosed fixtures
- 3 year warranty

Available February 2017



Omni-Directional LED Lamps



Item Number	Lamp Description	W	V	CRI	CCT	Lm	Bm	M.O.L. (Inches)	Life/Hrs.	UPC	Pack
S9030*	5.5A15/LED/2700K/120V	5.5	120	80	2700K	450	230°	3 7/16	25K	045923090301	24/6
S9031*	5.5A15/LED/3000K/120V	5.5	120	80	3000K	450	230°	3 7/16	25K	045923090318	24/6
S9032	5.5A15/LED/4000K/120V	5.5	120	80	4000K	450	230°	3 7/16	25K	045923090325	24/6
S9033	5.5A15/LED/5000K/120V	5.5	120	80	5000K	450	230°	3 7/16	25K	045923090332	24/6

* ENERGY STAR certified pending

Decorative LED lamps

Applications / Features

- 25W candle replacement uses only 2.8 Watts
- 40W candle replacement uses only 4.5 Watts
- Accent lighting
- Pendant lighting
- Dimmable
- Damp location
- Approved for totally enclosed fixtures
- 3 Year warranty

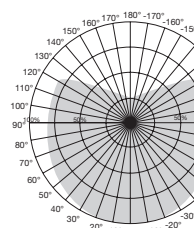


S8951,
S8952

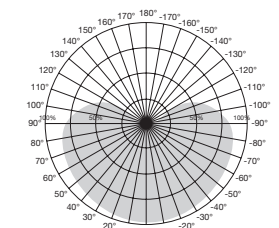
S8950,
S8953

S9200, S9201,
S9202, S9203

Candle Beam Profile



Globe Beam Profile



Decorative LED Lamps

Item Number	Lamp Description	W	V	CRI	CCT	Lm	Bm	M.O.L. (Inches)	Life/Hrs.	UPC	Pack
S8950†	2.8CTC/LED/3000K/165L/120V	2.8	120	80	3000K	165	120°	3 3/4	25K	045923089503	12/1
S8951†*	4.5CTC/LED/2700K/E12/120V	4.5	120	80	2700K	300	120°	3 3/4	25K	045923089510	12/1
S8952†*	4.5CTC/LED/3000K/E12/120V	4.5	120	80	3000K	310	120°	3 3/4	25K	045923089527	12/1
S8953†*	4.5ETC/LED/3000K/E26/120V	4.5	120	80	3000K	310	120°	3 3/4	25K	045923089534	12/1
S9200*	6G25/LED/2700K	6	120	†80	2700K	450	175°	4 1/4	25K	045923090523	24/6
S9201*	6G25/LED/3000K	6	120	†80	3000K	470	175°	4 1/4	25K	045923090530	24/6
S9202	6G25/LED/4000K	6	120	†80	4000K	490	175°	4 1/4	25K	045923090691	24/6
S9203	6G25/LED/5000K	6	120	†80	5000K	510	175°	4 1/4	25K	045923092039	24/6

LED REFLECTOR LAMPS

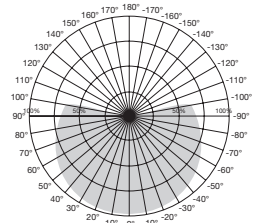
Satco 6.5W R20 LED reflectors 80 & 90 CRI

Applications / Features

- 50R20 replacement uses only 6.5 Watts
- Indoor residential and commercial lighting
- Dimmable
- Damp location
- 3 Year warranty



Beam Profile



Beam Angle: 107°



6.5W R20 LED Reflectors

Item Number	Lamp Description	W	V	CRI	CCT	Lm	Bulb Type	M.O.L. (Inches)	Life/ Hrs.	UPC	Pack
S9630*	6.5R20/LED/2700K/525L/120V	6.5	120	80	2700K	525	R20	3 15/16	25K	045923096303	24/6
S9631*	6.5R20/LED/3000K/540L/120V	6.5	120	80	3000K	540	R20	3 15/16	25K	045923096310	24/6
S9632*	6.5R20/LED/4000K/560L/120V	6.5	120	80	4000K	560	R20	3 15/16	25K	045923096327	24/6
S9633*	6.5R20/LED/5000K/580L/120V	6.5	120	80	5000K	580	R20	3 15/16	25K	045923096334	24/6
90 CRI											
S9614*	6.5R20/LED/2700K/450L/90CRI	6.5	120	90	2700K	450	R20	3 15/16	25K	045923096143	24/6

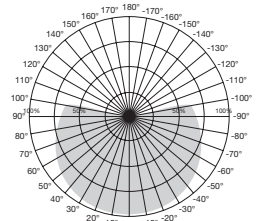
Satco 9.5W BR30 LED reflectors 80 & 90 CRI

Applications / Features

- 65BR30 replacement uses only 9.5 Watts
- Indoor residential and commercial lighting
- Display lighting
- New one piece, lighter weight design
- Dimmable
- Damp location
- 3 Year warranty



Beam Profile



Beam Angle: 105°



9.5W BR30 LED Reflectors

Item Number	Lamp Description	W	V	CRI	CCT	Lm	Bulb Type	M.O.L. (Inches)	Life/ Hrs.	UPC	Pack
S9620*	9.5BR30/LED/2700K/750L/120V/D	9.5	120	80	2700K	750	BR30	5 3/16	25K	045923096204	12/6
S9621*	9.5BR30/LED/3000K/800L/120V/D	9.5	120	80	3000K	800	BR30	5 3/16	25K	045923096211	12/6
S9622*	9.5BR30/LED/4000K/830L/120V/D	9.5	120	80	4000K	830	BR30	5 3/16	25K	045923096228	12/6
S9623*	9.5BR30/LED/5000K/860L/120V/D	9.5	120	80	5000K	860	BR30	5 3/16	25K	045923096235	12/6
S9624*	9.5BR30/LED/2700K/GU24/750L/120V	9.5	120	80	2700K	750	BR30	4 15/16	25K	045923096242	12/6
90 CRI											
S9625*	9.5BR30/LED/2700K/650L/120V/D	9.5	120	90	2700K	650	BR30	5 3/16	25K	045923096259	12/6
S9626*	9.5BR30/LED/2700K/GU24/650L/120V	9.5	120	90	2700K	650	BR30	4 15/16	25K	045923096266	12/6

LED REFLECTOR LAMPS

Satco LED 10W BR30 Ditto

Applications / Features

- 65W BR30 replacement uses only 10 Watts
- Indoor residential and commercial lighting
- 65W replacement
- 2700K
- Dimmable
- Damp location
- 3 Year warranty



10W BR30 LED Reflector Display Packs



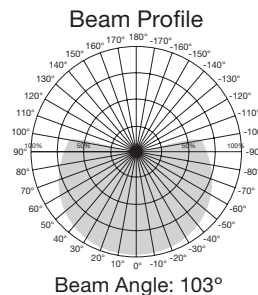
Item Number	Lamp Description	W	V	CRI	CCT	Lm	M.O.L. (Inches)	Life/Hrs.	UPC	Pack/Master
S9628*	10BR30/LED/2700K/700L/120V/D	10	120	80	2700K	700	5 7/16	25K	045923096280	48

Must be ordered in full cases only.

Satco 11.5W & 16.5W BR40 LED reflectors 80 & 90 CRI

Applications / Features

- 65W BR40 replacement uses only 11.5 Watts
- 85W BR40 replacement uses only 16.5 Watts
- Indoor residential and commercial lighting
- Dimmable
- Damp location
- 3 Year warranty



11.5W & 16.5W BR40 LED Reflectors



Item Number	Lamp Description	W	V	CRI	CCT	Lm	Bulb Type	M.O.L. (Inches)	Life/Hrs.	UPC	Pack
S9634*	11.5BR40/LED/2700K/940L/120V	11.5	120	80	2700K	940	BR40	6 7/16	25K	045923096341	12/6
S9635*	11.5BR40/LED/3000K/970L/120V	11.5	120	80	3000K	970	BR40	6 7/16	25K	045923096358	12/6
S9636*	11.5BR40/LED/4000K/1000L/120V	11.5	120	80	4000K	1000	BR40	6 7/16	25K	045923096365	12/6
S9637*	11.5BR40/LED/5000K/1050L/120V	11.5	120	80	5000K	1050	BR40	6 7/16	25K	045923096372	12/6
S9638*	16.5BR40/LED/2700K/1200L/120V	16.5	120	80	2700K	1200	BR40	6 7/16	25K	045923096389	12/6
S9639*	16.5BR40/LED/3000K/1230L/120V	16.5	120	80	3000K	1230	BR40	6 7/16	25K	045923096396	12/6
S9640*	16.5BR40/LED/4000K/1280L/120V	16.5	120	80	4000K	1280	BR40	6 7/16	25K	045923096402	12/6
S9641*	16.5BR40/LED/5000K/1320L/120V	16.5	120	80	5000K	1320	BR40	6 7/16	25K	045923096419	12/6
90 CRI											
S9615*	16.5BR40/LED/2700K/1075L/90CRI	16.5	120	90	2700K	1075	BR40	3 7/16	25K	045923096150	12/6

LED PAR LAMPS

Familiar appearance.
High efficiency.
Direct replacements.

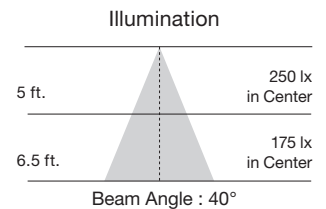
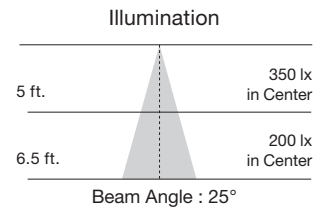
Introducing Satco LED PAR Lamps.
LED efficiency, indoors or out.

Satco LED PAR lamps have the familiar look of the Halogen PAR lamps they replace, but deliver the high efficiency that only LEDs can. With the silvered reflector, traditional lens pattern, and exact dimensions of older Halogen PARs, Satco LED PARs represent an exact replacement. The only difference will be the greatly reduced energy and maintenance costs!

7W LED PAR20 lamps

Applications / Features

- 50W PAR20 replacement uses only 7 Watts
- Down lighting
- Track lighting
- Dimmable
- IP65 Listed - indoor/outdoor
- Approved for totally enclosed fixtures
- 3 Year warranty



LED PAR Lamps

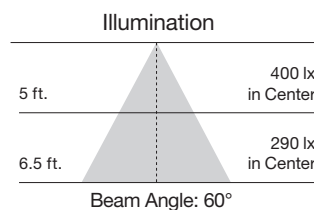
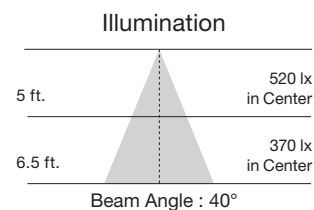
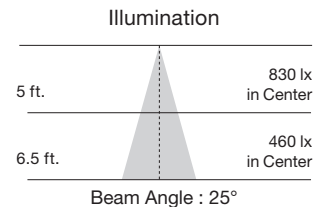
Item Number	Lamp Description	W	V	CRI	CCT	Color Temp.	Lm	Bm	M.O.L. (Inches)	Life/Hrs.	UPC	Pack
LED PAR20 - Replaces 50W												
S9400*	7PAR20/LED/25/2700K/120V/SP	7	120	80	2700K	Warm White	500	25°	3 1/16	25K	045923094002	24/6
S9401*	7PAR20/LED/25/3000K/120V/SP	7	120	80	3000K	Soft White	500	25°	3 1/16	25K	045923094019	24/6
S9402*	7PAR20/LED/25/3500K/120V/SP	7	120	80	3500K	Neutral White	500	25°	3 1/16	25K	045923094026	24/6
S9403*	7PAR20/LED/25/4000K/120V/SP	7	120	80	4000K	Cool White	525	25°	3 1/16	25K	045923094033	24/6
S9404*	7PAR20/LED/25/5000K/120V/SP	7	120	80	5000K	Natural Light	525	25°	3 1/16	25K	045923094040	24/6
S9405*	7PAR20/LED/40/2700K/120V/FL	7	120	80	2700K	Warm White	500	40°	3 1/16	25K	045923094057	24/6
S9406*	7PAR20/LED/40/3000K/120V/FL	7	120	80	3000K	Soft White	500	40°	3 1/16	25K	045923094064	24/6
S9407*	7PAR20/LED/40/3500K/120V/FL	7	120	80	3500K	Neutral White	500	40°	3 1/16	25K	045923094071	24/6
S9408*	7PAR20/LED/40/4000K/120V/FL	7	120	80	4000K	Cool White	525	40°	3 1/16	25K	045923094088	24/6
S9409*	7PAR20/LED/40/5000K/120V/FL	7	120	80	5000K	Natural Light	525	40°	3 1/16	25K	045923094095	24/6
90 CRI												
S9485*	7PAR20/LED/40/2700K/90CRI	7	120	90	2700K	Warm White	470	40°	3	25K	045923094859	24/6

LED PAR LAMPS

13W LED PAR30 short neck lamps

Applications / Features

- 50W PAR30 short neck replacement uses only 13 Watts
- Down lighting
- Track lighting
- Dimmable
- IP65 Listed - indoor/outdoor
- Approved for totally enclosed fixtures
- 3 Year warranty



LED PAR Lamps



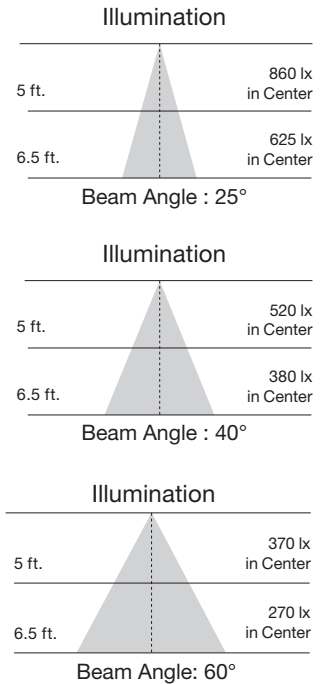
Item Number	Lamp Description	W	V	CRI	CCT	Color Temp.	Lm	Bm	M.O.L. (Inches)	Life/Hrs.	UPC	Pack
LED PAR30 Short Neck - Replaces 50W												
S9410*	13PAR30/SN/LED/25/2700K/120V/SP	13	120	80	2700K	Warm White	950	25°	3 5/8	25K	045923094101	12/6
S9411*	13PAR30/SN/LED/25/3000K/120V/SP	13	120	80	3000K	Soft White	950	25°	3 5/8	25K	045923094118	12/6
S9412*	13PAR30/SN/LED/25/3500K/120V/SP	13	120	80	3500K	Neutral White	950	25°	3 5/8	25K	045923094125	12/6
S9413*	13PAR30/SN/LED/25/4000K/120V/SP	13	120	80	4000K	Cool White	1000	25°	3 5/8	25K	045923094132	12/6
S9414*	13PAR30/SN/LED/25/5000K/120V/SP	13	120	80	5000K	Natural Light	1000	25°	3 5/8	25K	045923094149	12/6
S9415*	13PAR30/SN/LED/40/2700K/120V/FL	13	120	80	2700K	Warm White	950	40°	3 5/8	25K	045923094156	12/6
S9416*	13PAR30/SN/LED/40/3000K/120V/FL	13	120	80	3000K	Soft White	950	40°	3 5/8	25K	045923094163	12/6
S9417*	13PAR30/SN/LED/40/3500K/120V/FL	13	120	80	3500K	Neutral White	950	40°	3 5/8	25K	045923094170	12/6
S9418*	13PAR30/SN/LED/40/4000K/120V/FL	13	120	80	4000K	Cool White	1000	40°	3 5/8	25K	045923094187	12/6
S9419*	13PAR30/SN/LED/40/5000K/120V/FL	13	120	80	5000K	Natural Light	1000	40°	3 5/8	25K	045923094194	12/6
S9420*	13PAR30/SN/LED/60/2700K/120V/WFL	13	120	80	2700K	Warm White	950	60°	3 5/8	25K	045923094200	12/6
S9421*	13PAR30/SN/LED/60/3000K/120V/WFL	13	120	80	3000K	Soft White	950	60°	3 5/8	25K	045923094217	12/6
S9422*	13PAR30/SN/LED/60/3500K/120V/WFL	13	120	80	3500K	Neutral White	950	60°	3 5/8	25K	045923094224	12/6
S9423*	13PAR30/SN/LED/60/4000K/120V/WFL	13	120	80	4000K	Cool White	1000	60°	3 5/8	25K	045923094231	12/6
S9424*	13PAR30/SN/LED/60/5000K/120V/WFL	13	120	80	5000K	Natural Light	1000	60°	3 5/8	25K	045923094248	12/6
90 CRI												
S9486*	13PAR30/SN/LED/40/2700K/90CRI	13	120	90	2700K	Warm White	820	40°	3 5/8	25K	045923094866	12/6

LED PAR LAMPS

13W LED PAR30 long neck lamps

Applications / Features

- 75W PAR30 long neck replacement uses only 13 Watts
- Down lighting
- Track lighting
- Dimmable
- IP65 Listed - indoor/outdoor
- Approved for totally enclosed fixtures
- 3 Year warranty



LED PAR Lamps



Item Number	Lamp Description	W	V	CRI	CCT	Color Temp.	Lm	Bm	M.O.L. (Inches)	Life/Hrs.	UPC	Pack
LED PAR30 Long Neck - Replaces 75W												
S9425*	13PAR30/LN/LED/25/2700K/120V/SP	13	120	80	2700K	Warm White	950	25°	4 1/16	25K	045923094255	12/6
S9426*	13PAR30/LN/LED/25/3000K/120V/SP	13	120	80	3000K	Soft White	950	25°	4 1/16	25K	045923094262	12/6
S9427*	13PAR30/LN/LED/25/3500K/120V/SP	13	120	80	3500K	Neutral White	950	25°	4 1/16	25K	045923094279	12/6
S9428*	13PAR30/LN/LED/25/4000K/120V/SP	13	120	80	4000K	Cool White	1000	25°	4 1/16	25K	045923094286	12/6
S9429*	13PAR30/LN/LED/25/5000K/120V/SP	13	120	80	5000K	Natural Light	1000	25°	4 1/16	25K	045923094293	12/6
S9430*	13PAR30/LN/LED/40/2700K/120V/FL	13	120	80	2700K	Warm White	950	40°	4 1/16	25K	045923094309	12/6
S9431*	13PAR30/LN/LED/40/3000K/120V/FL	13	120	80	3000K	Soft White	950	40°	4 1/16	25K	045923094316	12/6
S9432*	13PAR30/LN/LED/40/3500K/120V/FL	13	120	80	3500K	Neutral White	950	40°	4 1/16	25K	045923094323	12/6
S9433*	13PAR30/LN/LED/40/4000K/120V/FL	13	120	80	4000K	Cool White	1000	40°	4 1/16	25K	045923094330	12/6
S9434*	13PAR30/LN/LED/40/5000K/120V/FL	13	120	80	5000K	Natural Light	1000	40°	4 1/16	25K	045923094347	12/6
S9435*	13PAR30/LN/LED/60/2700K/120V/WFL	13	120	80	2700K	Warm White	950	60°	4 1/16	25K	045923094354	12/6
S9436*	13PAR30/LN/LED/60/3000K/120V/WFL	13	120	80	3000K	Soft White	950	60°	4 1/16	25K	045923094361	12/6
S9437*	13PAR30/LN/LED/60/3500K/120V/WFL	13	120	80	3500K	Neutral White	950	60°	4 1/16	25K	045923094378	12/6
S9438*	13PAR30/LN/LED/60/4000K/120V/WFL	13	120	80	4000K	Cool White	1000	60°	4 1/16	25K	045923094385	12/6
S9439*	13PAR30/LN/LED/60/5000K/120V/WFL	13	120	80	5000K	Natural Light	1000	60°	4 1/16	25K	045923094392	12/6
90 CRI												
S9487*	13PAR30/LN/LED/40/2700K/90CRI	13	120	90	2700K	Warm White	820	40°	4 19/32	25K	045923094873	12/6

LED PAR LAMPS

15 & 18W LED PAR38 lamps

Applications / Features

- 90 & 100W PAR38 replacement uses only 15-18 Watts
- Down lighting
- Track lighting
- Dimmable
- IP65 Listed - indoor/outdoor
- Approved for totally enclosed fixtures
- 3 Year warranty



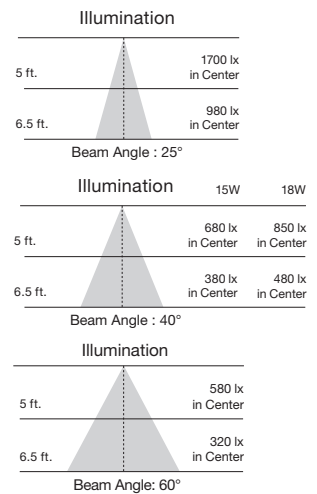
S9480

S9481

S9482

S9483

S9484



LED PAR Lamps

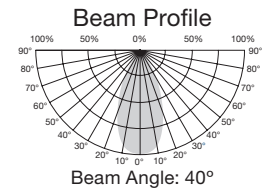
Item Number	Lamp Description	W	V	CRI	CCT	Color Temp.	Lm	Bm	M.O.L. (Inches)	Life/Hrs.	UPC	Pack
LED PAR38 - Replaces 90W												
S9440*	15PAR38/LED/25'/2700K/120V/SP	15	120	80	2700K	Warm White	1100	25°	5 3/16	25K	045923094408	12/6
S9441*	15PAR38/LED/25'/3000K/120V/SP	15	120	80	3000K	Soft White	1150	25°	5 3/16	25K	045923094415	12/6
S9442*	15PAR38/LED/25'/3500K/120V/SP	15	120	80	3500K	Neutral White	1150	25°	5 3/16	25K	045923094422	12/6
S9443*	15PAR38/LED/25'/4000K/120V/SP	15	120	80	4000K	Cool White	1200	25°	5 3/16	25K	045923094439	12/6
S9444*	15PAR38/LED/25'/5000K/120V/SP	15	120	80	5000K	Natural Light	1200	25°	5 3/16	25K	045923094446	12/6
S9445*	15PAR38/LED/40'/2700K/120V/FL	15	120	80	2700K	Warm White	1100	40°	5 3/16	25K	045923094453	12/6
S9446*	15PAR38/LED/40'/3000K/120V/FL	15	120	80	3000K	Soft White	1150	40°	5 3/16	25K	045923094460	12/6
S9447*	15PAR38/LED/40'/3500K/120V/FL	15	120	80	3500K	Neutral White	1150	40°	5 3/16	25K	045923094477	12/6
S9448*	15PAR38/LED/40'/4000K/120V/FL	15	120	80	4000K	Cool White	1200	40°	5 3/16	25K	045923094484	12/6
S9449*	15PAR38/LED/40'/5000K/120V/FL	15	120	80	5000K	Natural Light	1200	40°	5 3/16	25K	045923094491	12/6
S9450*	15PAR38/LED/60'/2700K/120V/WFL	15	120	80	2700K	Warm White	1100	60°	5 3/16	25K	045923094507	12/6
S9451*	15PAR38/LED/60'/3000K/120V/WFL	15	120	80	3000K	Soft White	1150	60°	5 3/16	25K	045923094514	12/6
S9452*	15PAR38/LED/60'/3500K/120V/WFL	15	120	80	3500K	Neutral White	1150	60°	5 3/16	25K	045923094521	12/6
S9453*	15PAR38/LED/60'/4000K/120V/WFL	15	120	80	4000K	Cool White	1200	60°	5 3/16	25K	045923094538	12/6
S9454*	15PAR38/LED/60'/5000K/120V/WFL	15	120	80	5000K	Natural Light	1200	60°	5 3/16	25K	045923094545	12/6
90 CRI												
S9488*	15PAR38/LED/40'/2700K/90CRI	15	120	90	2700K	Warm White	1000	40°	5 3/16	25K	045923094880	12/6
LED PAR38 - Replaces 100W												
S9455*	18PAR38/LED/40'/3000K/120V/FL	18	120	80	3000K	Soft White	1400	40°	5 3/16	25K	045923094552	12/6
S9456*	18PAR38/LED/40'/4000K/120V/FL	18	120	80	4000K	Cool White	1400	40°	5 3/16	25K	045923094569	12/6
LED PAR38 - Non-Dimmable 2 Pack - Replaces 90W												
S9457*	15PAR38/LED/60'/3000K/120V/2PK	15	120	80	3000K	Soft White	1150	60°	5 3/16	25K	045923094576	8-2pks
LED PAR38 - Colors												
S9480	15PAR38/LED/40'/RED/120V	15	120	—	—	Red	—	40°	5 3/16	25K	045923094804	12/6
S9481	15PAR38/LED/40'/GREEN/120V	15	120	—	—	Green	—	40°	5 3/16	25K	045923094811	12/6
S9482	15PAR38/LED/40'/BLUE/120V	15	120	—	—	Blue	—	40°	5 3/16	25K	045923094828	12/6
S9483	15PAR38/LED/40'/AMBER/120V	15	120	—	—	Amber	—	40°	5 3/16	25K	045923094835	12/6
S9484	15PAR38/LED/40'/YELLOW/120V	15	120	—	—	Yellow	—	40°	5 3/16	25K	045923094842	12/6

LED PAR 16 & MR11 LAMPS

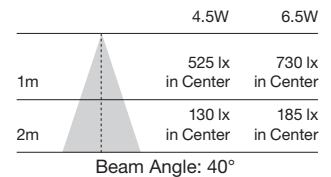
LED PAR16 4.5 & 6.5W lamps

Applications / Features

- 45 & 60W Halogen PAR16 lamp replacement uses only 4.5-6.5 Watts
- Indoor residential and commercial lighting
- Down lighting
- Accent lighting
- Pendant lighting
- Dimmable
- Damp location
- Approved for totally enclosed fixtures
- 3 Year warranty



Illumination at 3000K



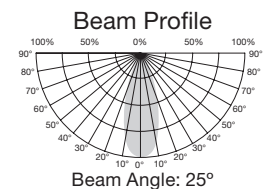
LED PAR16 Lamps

Item Number	Lamp Description	W	V	CRI	CCT	Lm	Bm	M.O.L. (Inches)	Life/Hrs.	UPC	Pack
S9386	4.5PAR16/LED/40°/3000K/120V	4.5	120	80	3000K	370	40°	2 7/8	25K	045923093869	12/1
S9387	4.5PAR16/LED/40°/5000K/120V	4.5	120	80	5000K	400	40°	2 7/8	25K	045923093876	12/1
S9388	6.5PAR16/LED/40°/3000K/120V	6.5	120	80	3000K	520	40°	2 7/8	25K	045923093883	12/1
S9389	6.5PAR16/LED/40°/5000K/120V	6.5	120	80	5000K	560	40°	2 7/8	25K	045923093890	12/1

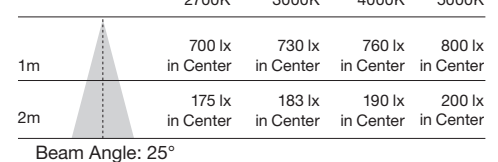
3W, 12V LED MR11 lamps with GU4 base

Applications / Features

- Indoor residential and commercial lighting
- Down lighting
- Accent lighting
- Pendant lighting
- Non-dimmable
- Damp location
- Approved for totally enclosed fixtures
- 3 Year warranty



Illumination



3W, 12V LED MR11 Lamps With GU4 Base

Item Number	Lamp Description	W	V	CRI	CCT	Lm	Bm	M.O.L. (Inches)	Life/Hrs.	UPC	Pack
S9280	3MR11/LED/25°/2700K/12V	3	12	80	2700K	210	25°	1 1/2	25K	045923092800	12/1
S9281	3MR11/LED/25°/3000K/12V	3	12	80	3000K	220	25°	1 1/2	25K	045923092817	12/1
S9282	3MR11/LED/25°/4000K/12V	3	12	80	4000K	230	25°	1 1/2	25K	045923092824	12/1
S9283	3MR11/LED/25°/5000K/12V	3	12	80	5000K	240	25°	1 1/2	25K	045923092831	12/1

LED MR16 & ELEVATOR LAMPS

MR16 LED lamps

Applications / Features

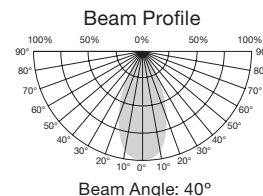
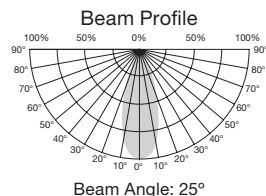
- Down lighting
- Accent lighting
- Pendant lighting
- Dimmable
- 3 Year warranty



S9380, S9381, S9382, S9383, S9384, S9385



S9490, S9491, S9492, S9493, S9494, S9495, S9496, S9497, S9498, S9499, S9616



MR16 LED Lamps

Item Number	Lamp Description	W	V	CRI	CCT	Lm	Bm	M.O.L. (Inches)	Life/ Hrs.	UPC	Pack
S9380†*	4.5MR16/LED/40°/30K/120V/GU10	4.5	120	80	3000K	370	40°	2 3/16	25K	045923093807	12/1
S9381†	4.5MR16/LED/40°/50K/120V/GU10	4.5	120	80	5000K	400	40°	2 3/16	25K	045923093814	12/1
S9382†	6.5MR16/LED/40°/27K/120V/GU10	6.5	120	80	2700K	500	40°	2 3/16	25K	045923093821	12/1
S9383†*	6.5MR16/LED/40°/30K/120V/GU10	6.5	120	80	3000K	520	40°	2 3/16	25K	045923093838	12/1
S9384†	6.5MR16/LED/40°/40K/120V/GU10	6.5	120	80	4000K	540	40°	2 3/16	25K	045923093845	12/1
S9385†*	6.5MR16/LED/40°/50K/120V/GU10	6.5	120	80	5000K	560	40°	2 3/16	25K	045923093852	12/1
S9490†*	6.5MR16/LED/25°/27K/12V	6.5	12	80	2700K	500	25°	1 3/4	25K	045923094903	12/1
S9491†*	6.5MR16/LED/25°/30K/12V	6.5	12	80	3000K	520	25°	1 3/4	25K	045923094910	12/1
S9492†	6.5MR16/LED/25°/35K/12V	6.5	12	80	3500K	530	25°	1 3/4	25K	045923094927	12/1
S9493†	6.5MR16/LED/25°/40K/12V	6.5	12	80	4000K	540	25°	1 3/4	25K	045923094934	12/1
S9494†	6.5MR16/LED/25°/50K/12V	6.5	12	80	5000K	560	25°	1 3/4	25K	045923094941	12/1
S9495†*	6.5MR16/LED/40°/27K/12V	6.5	12	80	2700K	500	40°	1 3/4	25K	045923094958	12/1
S9496†*	6.5MR16/LED/40°/30K/12V	6.5	12	80	3000K	520	40°	1 3/4	25K	045923094965	12/1
S9497†*	6.5MR16/LED/40°/35K/12V	6.5	12	80	3500K	530	40°	1 3/4	25K	045923094972	12/1
S9498†*	6.5MR16/LED/40°/40K/12V	6.5	12	80	4000K	540	40°	1 3/4	25K	045923094989	12/1
S9499†*	6.5MR16/LED/40°/50K/12V	6.5	12	80	5000K	560	40°	1 3/4	25K	045923094996	12/1
S9616†*	6.5MR16/LED/40°/30K/12V/90CRI	6.5	12	90	3000K	450	40°	1 3/4	25K	045923094965	12/1

All 12V MR16 lamps are compatible with electronic and magnetic transformers
Visit www.satco.com for compatibility information.

LED elevator lamps

Applications / Features

- Elevator lighting
- Display lighting
- Non dimmable
- 3 Year warranty

Not for use with dimmers.

Recommended for use with magnetic transformers.
Compatibility with electronic transformers minimum load requirement must be verified.



S9005

S9004

LED Elevator Lamps

Item Number	Lamp Description	W	V	CRI	CCT	Lm	Bm	M.O.L. (Inches)	Life/ Hrs.	UPC	Pack
S9005	2W/GBF/LED/12V/BA15D	2	12	80	3000K	120	40°	1 3/4	30K	045923090059	48/12
S9004	3W/1383/LED/12V/BA15S	3	12	80	3000K	120	40°	2 1/2	30K	045923090042	48/12

Indoor use only. Not for use in totally enclosed fixtures.

LED RECESSED DOWNLIGHT RETROFITS

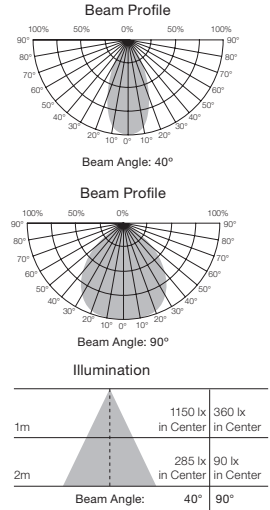
4" LED recessed downlight retrofits

Applications / Features

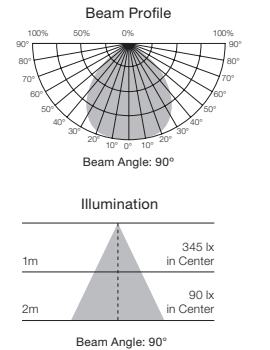
- Residential
- Office
- Retail
- Hospitality
- Solid state LED lighting
- Direct replacement for reflector lamps
- Dimmable
- Long life—50,000 hours
- High efficiency/Environmentally friendly
- No UV or IR radiation
- 5 Year warranty
- c-UL-us damp location listed - Gimbal
- c-UL-us wet location listed - Baffle
- ENERGY STAR® certified*

E26 Adapter included 

4" Downlight Gimbal



4" Downlight Baffle



4" LED Recessed Downlight Retrofits



Item Number	Lamp Description	W	V	CRI	CCT	Lm	Bm	M.O.L. (Inches)	Life/Hrs.	UPC	Pack
S9460*	9WLED/RDL/4"/27K/DIM/120V	9	120	90	2700K	600	90°	2 7/8	50K	045923094606	16/1
S9461*	9WLED/RDL/4"/30K/DIM/120V	9	120	90	3000K	600	90°	2 7/8	50K	045923094613	16/1
S9462*	9WLED/RDL/4"/40K/DIM/120V	9	120	90	4000K	600	90°	2 7/8	50K	045923094620	16/1
S9478*	9WLED/RDL/4"/50K/DIM/120V	9	120	90	5000K	630	90°	2 7/8	50K	045923094781	16/1
4" LED Gimbal Retrofits											
S9463*	9WLED/DIR/4"/40°/27K/120V	9	120	90	2700K	600	40°	3 5/16	50K	045923094637	8/1
S9464*	9WLED/DIR/4"/40°/30K/120V	9	120	90	3000K	600	40°	3 5/16	50K	045923094644	8/1
S9465*	9WLED/DIR/4"/40°/40K/120V	9	120	90	4000K	630	40°	3 5/16	50K	045923094651	8/1
S9466*	9WLED/DIR/4"/90°/27K/120V	9	120	90	2700K	600	90°	3 5/16	50K	045923094668	8/1
S9467*	9WLED/DIR/4"/90°/30K/120V	9	120	90	3000K	600	90°	3 5/16	50K	045923094675	8/1
S9468*	9WLED/DIR/4"/90°/40K/120V	9	120	90	4000K	630	90°	3 5/16	50K	045923094682	8/1

GU10 base sold separately, item number: S9000

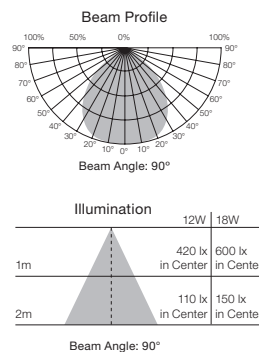
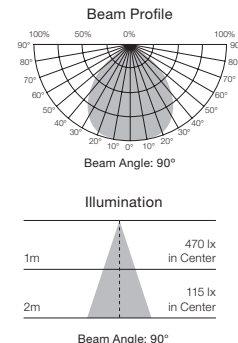
LED RECESSED DOWNLIGHT RETROFITS

5", 6" LED recessed downlight retrofits

Applications / Features

- Residential
- Office
- Retail
- Hospitality
- Solid state LED lighting
- Direct replacement for reflector lamps
- Dimmable
- Long life—50,000 hours
- High efficiency/Environmentally friendly
- Innovative design
- No UV or IR radiation
- 5 Year warranty
- c-UL-us damp location listed - Gimbal
- c-UL-us wet location listed - Baffle
- ENERGY STAR® certified*

E26 Adapter included



5 5/8" LED Recessed Downlight Retrofits



Gimbal

Baffle

Item Number	Lamp Description	W	V	CRI	CCT	Lm	Bm	M.O.L. (Inches)	Life/Hrs.	UPC	Pack
S9469*	12WLED/RDL/5"-6"/27K/120V	12	120	90	2700K	800	90°	3 7/16	50K	045923094699	8/1
S9470*	12WLED/RDL/5"-6"/30K/120V	12	120	90	3000K	800	90°	3 7/16	50K	045923094705	8/1
S9471*	12WLED/RDL/5"-6"/40K/120V	12	120	90	4000K	840	90°	3 7/16	50K	045923094712	8/1
S9479*	12WLED/RDL/5"-6"/50K/120V	12	120	90	5000K	840	90°	3 7/16	50K	045923094798	8/1
S9475*	18WLED/RDL/5"-6"/27K/120V	18	120	90	2700K	1200	90°	3 7/16	50K	045923094750	8/1
S9476*	18WLED/RDL/5"-6"/30K/120V	18	120	90	3000K	1200	90°	3 7/16	50K	045923094767	8/1
S9477*	18WLED/RDL/5"-6"/40K/120V	18	120	90	4000K	1260	90°	3 7/16	50K	045923094774	8/1
5 5/8" LED Gimbal Retrofits											
S9472*	12WLED/DIR/5"-6"/27K/120V	12	120	90	2700K	800	90°	4 1/4	50K	045923094729	8/1
S9473*	12WLED/DIR/5"-6"/30K/120V	12	120	90	3000K	800	90°	4 1/4	50K	045923094736	8/1
S9474*	12WLED/DIR/5"-6"/40K/120V	12	120	90	4000K	840	90°	4 1/4	50K	045923094743	8/1

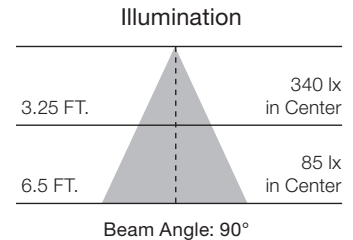
GU24 base sold separately, item number: S8999

LED RECESSED DOWNLIGHT RETROFITS

5"/6" LED recessed downlight retrofits

Applications / Features

- Residential
- Office
- Retail
- Hospitality
- Solid state LED lighting
- Direct replacement for reflector lamps
- Dimmable**
- Long life—35,000 hours
- High efficiency/environmentally friendly
- c-UL-us classified
- Wet location
- 5 year warranty***
- ENERGY STAR® certified*



E26 Adapter included 

5"/6" LED Recessed Downlight Retrofits



Item Number	Lamp Description	W	V	CRI	CCT	Lm	Bm	M.O.L. (Inches)	Life/Hrs.	UPC	Pack
S9312*	9WLED/RDL/5-6/27K/120V	9	120	80	2700K	650	90°	3 1/4	35K	045923093128	12/1
S9313*	9WLED/RDL/5-6/30K/120V	9	120	80	3000K	650	90°	3 1/4	35K	045923093135	12/1
S9314*	9WLED/RDL/5-6/40K/120V	9	120	80	4000K	650	90°	3 1/4	35K	045923093142	12/1
S9315*	9WLED/RDL/5-6/50K/120V	9	120	80	5000K	650	90°	3 1/4	35K	045923093159	12/1

**Consult Satco or visit www.satco.com for an up to date dimmer compatibility list.


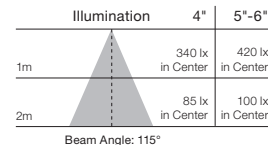
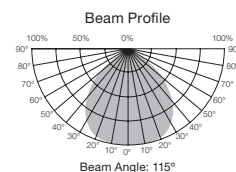
***See separate warranty for complete terms and conditions.

Quick Trim™ 4", 5/6" LED recessed downlight retrofit 2-packs

Innovative design—
adjustable neck makes
installation into any
recessed can easy

Applications / Features

- Residential
- Office
- Retail
- Hospitality
- Direct replacement for reflector lamps
- Dimmable**
- Long life—25,000 hours
- Damp location listed
- 5 year warranty***
- ENERGY STAR® certified*



Extends to reach the socket.
Retracts to meet the surface.



Screw lamp into
existing socket.



Push into the fixture
until the trim is flush
against surface.

LED Recessed Downlight Retrofit 2-Packs



Item Number	Lamp Description	W	V	CRI	CCT	Lm	Bm	M.O.L. (Inches)	Life/Hrs.	UPC	Pack
S9598*	8.5WLED/4"TRIM/27K/120V/2PK	8.5	120	80	2700K	510	115°	3.8-5.4"	25K	045923095986	12-2pks
S9599*	12WLED/5-6"TRIM/27K/120V/2PK	12	120	80	2700K	800	110°	4.5-6.3"	25K	045923095993	12-2pks

**Consult Satco or visit www.satco.com for an up to date dimmer compatibility list.

***See separate warranty for complete terms and conditions.

LED RECESSED DOWNLIGHT RETROFITS

4" LED square trim recessed downlight retrofits

Applications / Features

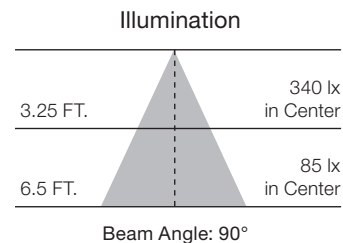
- Residential
- Office
- Retail
- Hospitality
- 45 Watt replacement uses only 10 Watts
- Direct replacement for reflector lamps
- Dimmable**
- Long life—50,000 hours
- Durable die-cast finish
- c-UL-us classified
- Wet location
- 5 year warranty
- ENERGY STAR® certified*

Available February 2017

E26 Adapter included



GU10 Adapter sold separately



4" LED Square Trim Recessed Downlight Retrofits



Item Number	Lamp Description	W	V	CRI	CCT	Lm	Bm	M.O.L. (Inches)	Life/Hrs.	UPC	Pack
S9756*	10WLED/4/SQ/27K/120V	10	120	90	2700K	600	90°	4	50K	045923097560	24/1
S9757*	10WLED/4/SQ/30K/120V	10	120	90	3000K	600	90°	4	50K	045923097577	24/1
S9758*	10WLED/4/SQ/40K/120V	10	120	90	4000K	600	90°	4	50K	045923097584	24/1
S9759*	10WLED/4/SQ/50K/120V	10	120	90	5000K	600	90°	4	50K	045923097591	24/1

**Consult Satco or visit www.satco.com for an up to date dimmer compatibility list.

5"6" LED square trim recessed downlight retrofits

Applications / Features

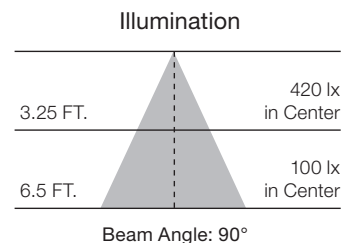
- Residential
- Office
- Retail
- Hospitality
- Up to 85 Watt replacement uses only 16 Watts
- Direct replacement for reflector lamps
- Dimmable**
- Long life—50,000 hours
- Durable die-cast finish
- c-UL-us classified
- Wet location
- 5 year warranty
- ENERGY STAR® certified*

Available February 2017

E26 Adapter included



GU24 Adapter sold separately



5"6" LED Square Trim Recessed Downlight Retrofits



Item Number	Lamp Description	W	V	CRI	CCT	Lm	Bm	M.O.L. (Inches)	Life/Hrs.	UPC	Pack
S9770*	16WLED/5-6/SQ/27K/120V	16	120	90	2700K	1000	90°	5-6	50K	045923097706	12/1
S9771*	16WLED/5-6/SQ/30K/120V	16	120	90	3000K	1000	90°	5-6	50K	045923097713	12/1
S9772*	16WLED/5-6/SQ/40K/120V	16	120	90	4000K	1000	90°	5-6	50K	045923097720	12/1
S9773*	16WLED/5-6/SQ/50K/120V	16	120	90	5000K	1000	90°	5-6	50K	045923097737	12/1

*ENERGY STAR pending - February 2017

**Consult Satco or visit www.satco.com for an up to date dimmer compatibility list.

LED DIRECT WIRE EDGE-LIT DOWNLIGHTS



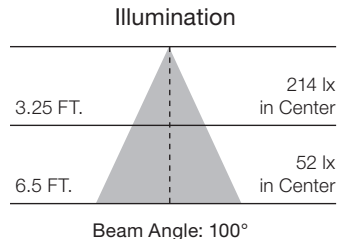
4" LED direct wire edge-lit downlights

Applications / Features

- Residential
- Office
- Retail
- Hospitality
- Drop ceilings
- Remodeling
- Direct replacement for 45 Watt reflector lamps uses only 8.5 Watts
- Edge lit technology
- Slim design
- Integrated j-box for direct wire installation saves time and materials
- Dimmable*
- Long life—40,000 hours
- c-UL-us classified
- Damp location
- 5 year warranty**

Highlights

- Easy install spring clips
- IC rated
- Low profile
- No recessed can required



4" LED Direct Wire Edge-Lit Downlights



Item Number	Lamp Description	W	V	CRI	CCT	Lm	Bm	M.O.L. (Inches)	Life/ Hrs.	UPC	Pack
S9055	8.5WLED/DW/EL/4/27K/120V	8.5	120	83	2700K	500	100°	1 3/4	40K	045923090554	12/1
S9056	8.5WLED/DW/EL/4/30K/120V	8.5	120	83	3000K	500	100°	1 3/4	40K	045923090561	12/1
S9057	8.5WLED/DW/EL/4/40K/120V	8.5	120	83	4000K	500	100°	1 3/4	40K	045923090578	12/1

*Consult Satco or visit www.satco.com for an up to date dimmer compatibility list.

**See separate warranty for complete terms and conditions.

LED DIRECT WIRE EDGE-LIT DOWNLIGHTS

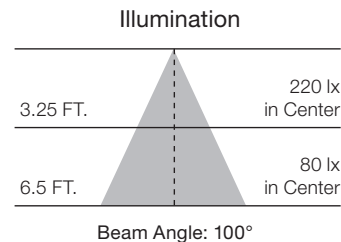
5 5/8" LED direct wire edge-lit downlights

Applications / Features

- Residential
- Office
- Retail
- Hospitality
- Drop ceilings
- Remodeling
- Direct replacement for 65 Watt reflector lamps uses only 11.6 Watts
- Edge lit technology
- Slim design
- Integrated j-box for direct wire installation saves time and materials
- Dimmable*
- Long life—40,000 hours
- c-UL-us classified
- Damp location
- 5 year warranty**

Highlights

- Easy install spring clips
- IC rated
- Low profile
- No recessed can required



5 5/8" LED Direct Wire Edge-Lit Downlights



Item Number	Lamp Description	W	V	CRI	CCT	Lm	Bm	M.O.L. (Inches)	Life/Hrs.	UPC	Pack
S9061	11.6WLED/DW/EL/5-6/27K/120V	11.6	120	83	2700K	800	100°	1 3/4	40K	045923090615	12/1
S9062	11.6WLED/DW/EL/5-6/30K/120V	11.6	120	83	3000K	800	100°	1 3/4	40K	045923090622	12/1
S9063	11.6WLED/DW/EL/5-6/40K/120V	11.6	120	83	4000K	800	100°	1 3/4	40K	045923090639	12/1

*Consult Satco or visit www.satco.com for an up to date dimmer compatibility list.

**See separate warranty for complete terms and conditions.

LED DIRECT WIRE DOWNLIGHTS



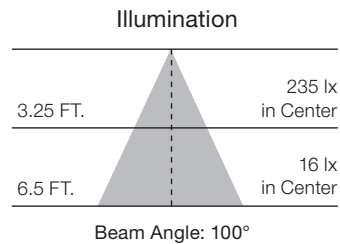
4" LED direct wire downlights

Applications / Features

- Residential
- Office
- Retail
- Hospitality
- Drop ceilings
- Remodeling
- Direct replacement for 45 Watt reflector lamps uses only 7 Watts
- Integrated j-box for direct wire installation saves time and materials
- Dimmable**
- Long life—40,000 hours
- c-UL-us classified
- Wet location
- 5 year warranty***
- ENERGY STAR® certified*

Highlights

- Easy install spring clips
- IC rated
- Low profile
- No recessed can required



4" LED Direct Wire Downlights



Item Number	Lamp Description	W	V	CRI	CCT	Lm	Bm	M.O.L. (Inches)	Life/Hrs.	UPC	Pack
S9011*	7WLED/DW/RDL/4/27K/120V	7	120	83	2700K	550	100°	3 ¼	40K	045923090110	12/1
S9012*	7WLED/DW/RDL/4/30K/120V	7	120	83	3000K	550	100°	3 ¼	40K	045923090127	12/1
S9013*	7WLED/DW/RDL/4/40K/120V	7	120	83	4000K	550	100°	3 ¼	40K	045923090134	12/1

**Consult Satco or visit www.satco.com for an up to date dimmer compatibility list.

***See separate warranty for complete terms and conditions.

LED DIRECT WIRE DOWNLIGHTS

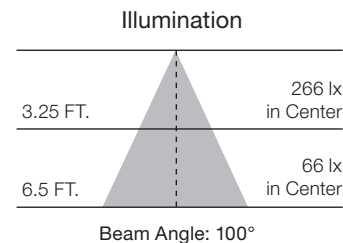
5"/6" LED direct wire downlights

Applications / Features

- Residential
- Office
- Retail
- Hospitality
- Drop ceilings
- Remodeling
- Direct replacement for 65 Watt reflector lamps uses only 9 Watts
- Integrated j-box for direct wire installation saves time and materials
- Dimmable**
- Long life—40,000 hours
- c-UL-us classified
- Wet location
- 5 year warranty***
- ENERGY STAR® certified*

Highlights

- Easy install spring clips
- IC rated
- Low profile
- No recessed can required



5"/6" LED Direct Wire Downlights



Item Number	Lamp Description	W	V	CRI	CCT	Lm	Bm	M.O.L. (Inches)	Life/Hrs.	UPC	Pack
S9026*	9WLED/DW/RDL/5-6/27K/120V	9	120	83	2700K	700	100°	3 5/8	40K	045923090264	12/1
S9027*	9WLED/DW/RDL/5-6/30K/120V	9	120	83	3000K	700	100°	3 5/8	40K	045923090271	12/1
S9028*	9WLED/DW/RDL/5-6/40K/120V	9	120	83	4000K	700	100°	3 5/8	40K	045923090288	12/1


**Consult Satco or visit www.satco.com for an up to date dimmer compatibility list.

***See separate warranty for complete terms and conditions.

LED RECESSED DOWNLIGHT RETROFITS



S9128
3" Baffle



S9129
4" Gimbal



S9130
4" Baffle



12V LED recessed downlight retrofits

Applications / Features

- Residential
- Office
- Retail
- Hospitality
- Dimmable
- Damp location listed - Gimbal
- Wet location listed - Baffle
- Works with magnetic and electronic 12V transformers
- 5 Year warranty

Bi-Pin Adapter included



LED Recessed Downlight Retrofits 12V

Item Number	Lamp Description	W	V	Base	CRI	CCT	Lm	Bm	M.O.L. (Inches)	Life/Hrs.	UPC	Pack
S9128	7WLED/RDL/3BFL/12V	7	12	GU5.3	90	3000K	400	90°	3	35K	045923091285	12/1
S9129	7WLED/RDL/4GBL/12V	7	12	GU5.3	90	3000K	430	90°	4	35K	045923091292	12/1
S9130	8WLED/RDL/4BFL/12V	8	12	GU5.3	90	3000K	460	90°	3 5/8	35K	045923091308	12/1

HIGH LUMEN LED LAMPS

Hi-Pro LED lamps

High lumen,
omni-directional lamps
for industrial and
commercial applications

Applications / Features

- Replaces HID, CFL, and Incandescent
- Direct wire range voltage 100-277V
- Approved for totally enclosed fixtures
- IP65 rated
- 3 CCT options
- Base up, base down or horizontal operation
- 5 Year limited warranty



S9397

S9394

S9390

S9392

High Lumen Industrial/Commercial LED Lamps



Item Number	Lamp Description	Replaces INC/CFL/HID	W	V	Base Type	CCT	Lm	M.O.L. (Inches)	Life/Hrs.	UPC	Pack
S9670	18W/LED/HID/2700K/100-277V	120/32/70	18	100-277	E26	2700K	2070	6 7/8	50K	045923096709	48
S9390	18W/LED/HID/5000K/100-277V	120/32/70	18	100-277	E26	5000K	2160	6 7/8	50K	045923093906	48
S9678	18W/LED/HID/AMBER/100-277V	—	18	100-277	E26	Amber	—	6 7/8	50K	045923096785	48
S9671	22W/LED/HID/2700K/100-277V	150/40/100	22	100-277	E26	2700K	2530	7 1/16	50K	045923096716	48
S9391	22W/LED/HID/5000K/100-277V	150/40/100	22	100-277	E26	5000K	2640	7 1/16	50K	045923093913	48
S9672	36W/LED/HID/2700K/100-277V	200/55/150	36	100-277	E26	2700K	4140	9 1/4	50K	045923096723	12
S9392	36W/LED/HID/5000K/100-277V	200/55/150	36	100-277	E26	5000K	4320	9 1/4	50K	045923093920	12
S9673*	45W/LED/HID/4000K/120-277V	300/65/175	45	100-277	EX39	4000K	5400	10 3/4	50K	045923096730	12
S9393*	45W/LED/HID/5000K/100-277V	300/65/175	45	100-277	EX39	5000K	5400	10 3/4	50K	045923093937	12
S9674*	54W/LED/HID/4000K/120-277V	300/85/250	54	100-277	EX39	4000K	6480	10 3/4	50K	045923096747	12
S9394*	54W/LED/HID/5000K/100-277V	300/85/250	54	100-277	EX39	5000K	6480	10 3/4	50K	045923093944	12
S9675*	80W/LED/HID/4000K/120-277V	400/100/320	80	100-277	EX39	4000K	9600	9 1/4	50K	045923096754	4
S9395*	80W/LED/HID/5000K/100-277V	400/100/320	80	100-277	EX39	5000K	9600	9 1/4	50K	045923093951	4
S9676*	100W/LED/HID/4000K/100-277V	500/150/400	100	100-277	EX39	4000K	12000	9 5/8	50K	045923096761	4
S9396*	100W/LED/HID/5000K/100-277V	500/150/400	100	100-277	EX39	5000K	12000	9 5/8	50K	045923093968	4
S9677*	120W/LED/HID/4000K/100-277V	750/200/600	120	100-277	EX39	4000K	14400	10 3/8	50K	045923096778	4
S9397*	120W/LED/HID/5000K/100-277V	750/200/600	120	100-277	EX39	5000K	14400	10 3/8	50K	045923093975	4

Accessories

92-406	Mog to Med Socket Reducer	045923924064
80-929	Hard Wire Surge Protector	045923809293

HIGH LUMEN LED LAMPS

Hi-Pro LED wall pack lamp series

High lumen, omni-directional lamps for industrial and commercial fixture applications

Applications / Features

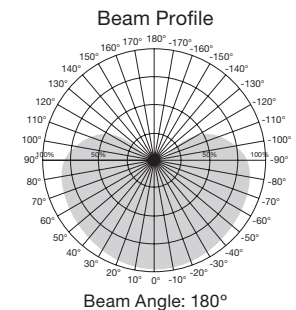
- For use in wall pack, canopy, shoe box, or cobra head fixtures
- Replaces HID, CFL, and Incandescent
- Approved for totally enclosed fixtures
- Direct wire range voltage 100-277V
- IP64, higher efficiency, improved heat dissipation
- 20/30/40 Watt options replaces 100/175/250 Watt HID
- 3 CCT options
- 180° beam/adjustable base (E26/E39)
- Base up, base down or horizontal operation
- 5 Year limited warranty

Available February 2017



S8904, S8905

S8924, S8925



High Lumen Industrial/Commercial LED Lamps



Item Number	Lamp Description	W	V	CRI	Base Type	CCT	Lm	Bm	M.O.L. (Inches)	Life/Hrs.	UPC	Pack
S8904	20W/LED/HID/WP/3K/E26/100-277V	20	100-277	85	E26	3000K	2700	180°	7 1/8	50K	045923089046	12
S8905	20W/LED/HID/WP/5K/E26/100-277V	20	100-277	85	E26	5000K	2700	180°	7 1/8	50K	045923089053	12
S8906	30W/LED/HID/WP/3K/E26/100-277V	30	100-277	85	E26	3000K	4050	180°	8 1/8	50K	045923089060	12
S8907	30W/LED/HID/WP/5K/E26/100-277V	30	100-277	85	E26	5000K	4050	180°	8 1/8	50K	045923089077	12
S8908	30W/LED/HID/WP/3K/E39/100-277V	30	100-277	85	E39	3000K	4050	180°	8 11/16	50K	045923089084	12
S8909	30W/LED/HID/WP/5K/E39/100-277V	30	100-277	85	E39	5000K	4050	180°	8 11/16	50K	045923089091	12
S8924	40W/LED/HID/WP/3K/E26/100-277V	40	100-277	85	E26	3000K	5400	180°	9 7/8	50K	045923089244	12
S8925	40W/LED/HID/WP/5K/E26/100-277V	40	100-277	85	E26	5000K	5400	180°	9 7/8	50K	045923089251	12
S8926	40W/LED/HID/WP/3K/E39/100-277V	40	100-277	85	E39	3000K	5400	180°	10 5/8	50K	045923089268	12
S8927	40W/LED/HID/WP/5K/E39/100-277V	40	100-277	85	E39	5000K	5400	180°	10 5/8	50K	045923089275	12

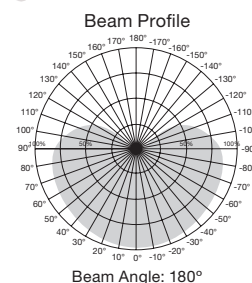
Hi-Pro LED shoe box lamp series

High lumen, omni-directional lamps for industrial and commercial fixture applications

Applications / Features

- For use in high/high lumen shoe box fixtures
- 80/110 Watt options (10000/14000 lm) replaces 250/400 Watt HID
- Replaces HID, CFL, and Incandescent
- Approved for totally enclosed fixtures
- Direct wire range voltage 100-277V
- IP64, higher efficiency improved heat dissipation
- 2 CCT options
- Expandable 180° beam design w/adjustable base (E39)
- Base up, base down or horizontal operation
- 5 Year limited warranty

Available February 2017



High Lumen Industrial/Commercial LED Lamps



Item Number	Lamp Description	W	V	CRI	Base Type	CCT	Lm	Bm	M.O.L. (Inches)	Life/Hrs.	UPC	Pack
S8931	80W/LED/HID/SB/3K/E39/100-277V	80	100-277	85	E39	3000K	10000	180°	8 1/16	50K	045923089312	4
S8932	80W/LED/HID/SB/5K/E39/100-277V	80	100-277	85	E39	5000K	10000	180°	8 1/16	50K	045923089329	4
S8937	110W/LED/HID/SB/3K/E39/100-277V	110	100-277	85	E39	3000K	14000	180°	11 1/8	50K	045923089374	4
S8938	110W/LED/HID/SB/5K/E39/100-277V	110	100-277	85	E39	5000K	14000	180°	11 1/8	50K	045923089381	4

HIGH LUMEN LED LAMPS

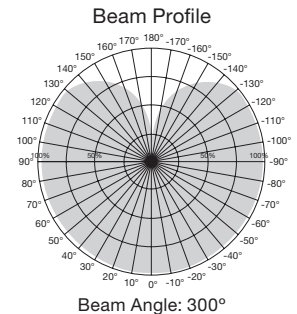
Hi-Pro LED temporary hi-bay caged lamp series

High lumen, omni-directional lamps for industrial and commercial fixture applications

Applications / Features

- For use in any commercial work area
- Includes 36" power cord/plug (100-277V) and hook for easy installation
- Replaces HID, CFL, and Incandescent
- Approved for totally enclosed fixtures
- Direct wire range voltage 100-277V
- IP64, higher efficiency, improved heat dissipation
- 60/80 Watt options (7200/9600 lm)
- 3 CCT options
- 300° Omni-directional light
- Base up, base down or horizontal operation
- 5 Year limited warranty

Available February 2017



High Lumen Industrial/Commercial LED Lamps



Item Number	Lamp Description	W	V	CRI	Base Type	CCT	Lm	Bm	M.O.L. (Inches)	Life/Hrs.	UPC	Pack
S8939	60W/LED/HID/TEMP/5000K/100-277V	60	100-277	85	Hook/Plug	5000K	7200	300°	13 1/2	50K	045923089398	4
S8940	80W/LED/HID/TEMP/5000K/100-277V	80	100-277	85	Hook/Plug	5000K	9600	300°	13 1/2	50K	045923089404	4

Hi-Pro multi-beam LED lamps

High lumen, adjustable, multi-directional lamps for industrial and commercial applications

Applications / Features

- Replaces HID, CFL, and incandescent
- Direct wire range voltage 100-277V
- Approved for totally enclosed fixtures
- Hi bay, low bay and post top
- 2700K or 5000K
- Light panels lock into place creating 3 separate beam angle options
- IP65 rated
- 5 Year limited warranty



360° Beam



270° Beam



180° Beam

High Lumen Multi-beam Industrial/Commercial LED Lamps



Item Number	Lamp Description	Replaces Inc/CFL/HID	W	V	Base Type	CCT	Lm	CRI	M.O.L. (Inches)	Life/ Hrs.	UPC	Pack/ Mstr.
S9768	30W/LED/HID/MB/2700K/100-277V	200/55/150	30	120-277	E26	2700K	3660	83	6 3/8	50K	045923097683	24
S9750	30W/LED/HID/MB/5000K/100-277V	200/55/150	30	100-277	E26	5000K	3900	83	6 3/8	50K	045923097508	24
S9798	40W/LED/HID/MB/2700K/100-277V	300/65/175	40	120-277	EX39	2700K	4880	83	7 7/8	50K	045923097980	12
S9751	40W/LED/HID/MB/5000K/100-277V	300/65/175	40	100-277	EX39	5000K	5200	83	7 7/8	50K	045923097515	12
S9799	60W/LED/HID/MB/2700K/100-277V	500/85/250	60	120-277	EX39	2700K	7320	83	8 1/16	50K	045923097997	12
S9752	60W/LED/HID/MB/5000K/100-277V	500/85/250	60	100-277	EX39	5000K	7800	83	8 1/16	50K	045923097522	12
S9769	75W/LED/HID/MB/5000K/100-277V		75	100-277	EX39	5000K	9800	80+	8 3/8	50K	045923097690	12

Accessories

92-406	Mog to Med Socket Reducer for S9750										045923924064	
80-929	Hard Wire Surge Protector										045923809293	

PATENT PENDING

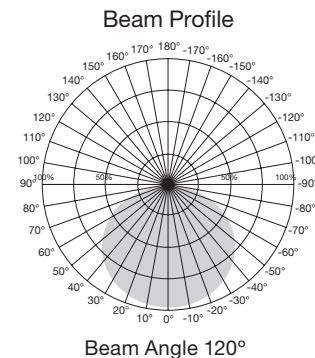
HIGH LUMEN LED LAMPS

Hi-Pro LED high bay/low bay lamps

High lumen, LED lamps for industrial and commercial applications

Applications / Features

- Replaces HID, CFL, and Incandescent
- 120° beam angle
- Long neck option fits more fixtures
- Direct wire range voltage 100-277V
- Light weight
- Advanced passive heat dissipation
- Long life—25,000 hours
- 5 Year limited warranty



High Lumen Industrial/Commercial LED Lamps

Item Number	Lamp Description	Replaces INC/CFL/HID	W	V	CRI	CCT	Lm	Bm	M.O.L. (Inches)	Life/Hrs.	UPC	Pack/Master
S9766	62W/LED/HID-HB/5000K/100-277V	500/150/250	62	120-277	80+	5000K	5700	120°	9 1/8	25K	045923097669	24/6
S9767	80W/LED/HID-HB/5000K/100-277V	750/200/400	80	120-277	80+	5000K	7600	120°	10 13/16	25K	045923097676	24/6

Accessories

80-929 HARD WIRE SURGE PROTECTOR

045923809293

Hi-Pro LED post top “dark sky” lamps

Applications / Features

- For use in any post top fixture to provide light out and down only
- Direct wire (ballast by-pass) 100-277V / E26
- 40 Watt options (3000K / 4400lm)

Available March 2017



High Lumen LED Lamps

Item Number	Lamp Description	W	V	CRI	CCT	Lm	Bm	M.O.L. (Inches)	Life/Hrs.	UPC	Pack/Master
S9779	40W/LED/HID/DS/3000K/100-277V	40	120-277	80+	3000K	4400	0°	5 1/2	50K	045923097799	12

Hi-Pro LED PAR30 lamps

High lumen, PAR lamps for industrial and commercial applications

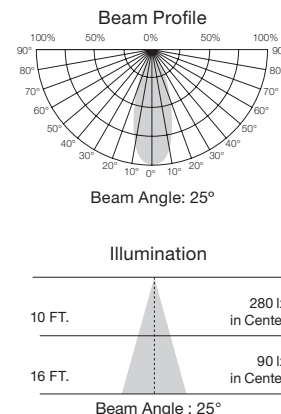
Applications / Features

- Replaces Halogen and ceramic metal Halide lamps
- Saves over 80% on energy costs
- Direct wire range voltage 100-277V
- High efficiency—100LPW
- 3000 and 4000K options
- Base up, base down or horizontal operation
- Long life—50,000 hours
- 5 Year limited warranty



S9764, S9765

S9762, S9763



Available February 2017

High Lumen PAR30 Industrial/Commercial LED Lamps

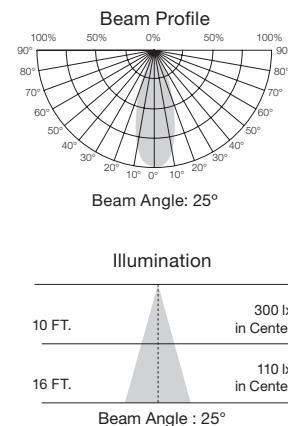
Item Number	Lamp Description	W	V	CRI	CCT	Lm	Bm	M.O.L. (Inches)	Life/Hrs.	UPC	Pack/Master
S9762	12W/LED/PAR30/SN/3K/100-277V	12	120-277	83	3000K	1200	25°	3 1/2	50K	045923097621	24/6
S9763	12W/LED/PAR30/SN/4K/100-277V	12	120-277	83	4000K	1200	25°	3 1/2	50K	045923097638	24/6
S9764	12W/LED/PAR30/LN/3K/100-277V	12	120-277	83	3000K	1200	25°	4 5/16	50K	045923097645	24/6
S9765	12W/LED/PAR30/LN/4K/100-277V	12	120-277	83	4000K	1200	25°	4 5/16	50K	045923097652	24/6
Accessories											
80-929	HARD WIRE SURGE PROTECTOR									045923809293	

Hi-Pro LED PAR38 lamps

High lumen, PAR lamps for industrial and commercial applications

Applications / Features

- Replaces Halogen and ceramic metal Halide lamps
- Saves over 80% on energy costs
- Direct wire range voltage 100-277V
- High efficiency—over 100LPW
- 3000 and 4000K options
- Base up, base down or horizontal operation
- Long life—50,000 hours
- 5 Year limited warranty



High Lumen PAR38 Industrial/Commercial LED Lamps

Item Number	Lamp Description	W	V	CRI	CCT	Lm	Bm	M.O.L. (Inches)	Life/Hrs.	UPC	Pack/Master
S9760	18W/LED/PAR38/3000K/100-277V	18	120-277	83	3000K	1950	25°	5 1/16	50K	045923097607	12/6
S9761	18W/LED/PAR38/4000K/100-277V	18	120-277	83	4000K	2000	25°	5 1/16	50K	045923097614	12/6
Accessories											
80-929	HARD WIRE SURGE PROTECTOR									045923809293	

HIGH LUMEN LED LAMPS

Hi-Pro low voltage LED lamps

Low voltage, high lumen, omni-directional lamps for industrial and commercial applications

Applications / Features

- Replaces HID, CFL, and Incandescent
- Direct wire range voltage 12-24V
- Approved for totally enclosed fixtures
- IP64 rated
- 5000K
- Base up, base down or horizontal operation
- 5 Year limited warranty



S9753



S9754



S9755

High Lumen Industrial/Commercial LED Lamps



Item Number	Lamp Description	Replaces INC/HID	W	V	Base Type	CCT	Lm	M.O.L. (Inches)	Life/Hrs.	UPC	Pack
S9753	10W/LED/HID/5000K/12V-24V E26	90/30	10	12-24	E26	5000K	1200	5 13/16	50K	045923097539	48
S9754	14W/LED/HID/5000K/12V-24V E26	150/50	14	12-24	E26	5000K	1680	6 3/16	50K	045923097546	48
S9755	18W/LED/HID/5000K/12V-24V E26	200/70	18	12-24	E26	5000K	2160	7	50K	045923097553	48

Carded specialty LED lamps

Applications / Features

- Sign bulbs
- Indicator
- Nightlights
- Decorative lamps
- Non-dimmable
- Direct replacements for incandescent & specialty lamps
- LED replacements use 80% less energy
- Wet location
- Long life—25,000 hours
- 3 Year warranty



Carded Specialty LED Lamps

Item Number	Lamp Description	W	Base	V	Finish	CCT	Lm	M.O.L. (Inches)	Life/Hrs.	UPC	Pack
S9150	1.4W A15/CL/LED/120V/CD	1.4	Med.	120	Clear	2700K	36	3 15/16	25K	045923091506	12/1
S9151	1.4W A15/FR/LED/120V/CD	1.4	Med.	120	Frost	2700K	45	3 15/16	25K	045923091513	12/1
S9152	1W CTC/LED/120V/CD	1.0	Cand.	120	Clear	2700K	25	3 9/16	25K	045923091520	12/1
S9153	1W CFC/LED/120V/CD	1.0	Cand.	120	Clear	2700K	25	3 7/8	25K	045923091537	12/1
S9154	1.4W ETC/LED/120V/CD	1.4	Med.	120	Clear	2700K	36	3 13/16	25K	045923091544	12/1
S9155	1W CTD/LED/CRYSTAL/120V/CD	1.0	Cand.	120	Clear	2700K	25	3 9/16	25K	045923091551	12/1
S9156	0.5W C7/CL/LED/120V/CD	0.5	Cand.	120	Clear	2700K	14	2 1/16	25K	045923091568	12/1
S9157	0.5W C7/WH/LED/120V/CD	0.5	Cand.	120	White	2700K	14	2 1/16	25K	045923091575	12/1
S9158	1.4W G16.5/CL/LED/120V/CD	1.4	Med.	120	Clear	2700K	36	2 3/4	25K	045923091582	12/1
S9159	1.4W G16.5/WH/LED/120V/CD	1.4	Med.	120	White	2700K	45	2 13/16	25K	045923091599	12/1
S9160	1.2W S11/CL/LED/120V/CD	1.2	Med.	120	Clear	2700K	32	2 5/16	25K	045923091605	12/1
S9161	1.2W S11/WH/LED/120V/CD	1.2	Med.	120	White	2700K	40	2 5/16	25K	045923091612	12/1
S9162	1.2W S11/BL/LED/120V/CD	1.2	Med.	120	Blue	—	—	2 5/16	25K	045923091629	12/1
S9163	1.2W S11/GR/LED/120V/CD	1.2	Med.	120	Green	—	—	2 5/16	25K	045923091636	12/1
S9164	1.2W S11/OR/LED/120V/CD	1.2	Med.	120	Orange	—	—	2 5/16	25K	045923091643	12/1
S9165	1.2W S11/RED/LED/120V/CD	1.2	Med.	120	Red	—	—	2 5/16	25K	045923091650	12/1
S9166	1.2W S11/Y/LED/120V/CD	1.2	Med.	120	Yellow	—	—	2 5/16	25K	045923091667	12/1
S9167	1.0W S11/CL/LED/E17/120V/CD	1.0	Inter.	120	Clear	2700K	28	2 5/16	25K	045923091674	12/1
S9168	1.0W S11/WH/LED/E17/120V/CD	1.0	Inter.	120	White	2700K	35	2 5/16	25K	045923091681	12/1
S9169	1.4W S14/Y/LED/120V/CD	1.4	Med.	120	Yellow	—	—	3 5/16	25K	045923091698	12/1
S9170	1.4W S14/RED/LED/120V/CD	1.4	Med.	120	Red	—	—	3 5/16	25K	045923091704	12/1
S9171	1.4W S14/GR/LED/120V/CD	1.4	Med.	120	Green	—	—	3 5/16	25K	045923091711	12/1
S9172	1.4W S14/BL/LED/120V/CD	1.4	Med.	120	Blue	—	—	3 5/16	25K	045923091728	12/1
S9173	1.4W S14/OR/LED/120V/CD	1.4	Med.	120	Orange	—	—	3 5/16	25K	045923091735	12/1
S9174	1.4W S14/CL/LED/120V/CD	1.4	Med.	120	Clear	2700K	36	3 5/16	25K	045923091742	12/1
S9175	1.4W S14/FR/LED/120V/CD	1.4	Med.	120	Frost	2700K	45	3 5/16	25K	045923091759	12/1
S9176	0.8W T6/FR/LED/120V/CD	0.8	Cand.	120	Frost	2700K	25	2 1/16	25K	045923091766	12/1
S9177	0.8W T6/CL/LED/120V/CD	0.8	Cand.	120	Clear	2700K	20	2 1/16	25K	045923091773	12/1



LED replacements for Halogen G4, G9 and BA15S lamps

Applications / Features

- Solid state LED lighting
- High efficacy
- Long life—15,000 hours
- Omni-directional light
- G9 Dimmable and non-dimmable
- Damp location
- G4, BA15S
- 3 Year warranty



LED Replacements for Halogen G4, G9 and BA15S Lamps



Item Number	Lamp Description	W	V	Base	CRI	CCT	Lm	M.O.L. (Inches)	Life/Hrs.	UPC	Pack
G4 Bi-Pin											
S9220	LED/2.3W/JC/G4/3000K	2.3	12	G4	80	3000K	180	1 ¾	15K	045923092206	50/1
S9221	LED/2.3W/JC/G4/5000K	2.3	12	G4	80	5000K	180	1 ¾	15K	045923092213	50/1
BA15S											
S9222	LED/2.3W/BA15S/3000K	2.3	12	BA15S	80	3000K	180	2	15K	045923092220	50/1
S9223	LED/2.3W/BA15S/5000K	2.3	12	BA15S	80	5000K	180	2	15K	045923092237	50/1
G9											
S9224*	LED/3.0W/G9/220L/3000K/DIM	3	120	G9	80	3000K	220	2 ½	15K	045923092244	50/1
S9225*	LED/3.0W/G9/220L/5000K/DIM	3	120	G9	80	5000K	220	2 ½	15K	045923092251	50/1
S9226	LED/5.0W/G9/450L/3000K	5	120	G9	80	3000K	450	2 ½	15K	045923092268	20/1
S9227	LED/5.0W/G9/450L/5000K	5	120	G9	80	5000K	450	2 ½	15K	045923092275	20/1
S9228*	LED/5.0W/G9/360L/3000K/DIM	5	120	G9	80	3000K	350	2 ½	15K	045923092282	20/1
S9229*	LED/5.0W/G9/360L/5000K/DIM	5	120	G9	80	5000K	350	2 ½	15K	045923092299	20/1

Silicon LED replacements for Halogen G4, G6.35, G9, GU5.3, MR11 and MR16 lamps

Applications / Features

- Solid state LED lighting
- High efficacy
- Long life—25,000 hours
- Omni-directional light
- Damp location
- Dimmable
- 3 Year warranty



S9542,
S9543



S9544,
S9545



S9546,
S9547



S9548,
S9549



S9550,
S9551



S9552,
S9553

Silicon LED Replacements for Halogen G4, G6.35, G9, MR11 and MR16 Lamps



Item Number	Lamp Description	W	V	Base	CRI	CCT	Lm	M.O.L. (Inches)	Life/Hrs.	UPC	Pack
G4 Bi-Pin											
S9542	LED/1.6W/JC/G4/12V/3000K/200L/360°D	1.6	12	G4	80	3000K	200	1 7/16	25K	045923095429	20/200
S9543	LED/1.6W/JC/G4/12V/5000K/200L/360°D	1.6	12	G4	80	5000K	200	1 7/16	25K	045923095436	20/200
G6.35											
S9544	LED/3W/JC/G6.35/12V/3000K/300L/360°D	3	12	G6.35	80	3000K	300	1 5/8	25K	045923095443	20/200
S9545	LED/3W/JC/G6.35/12V/5000K/300L/360°D	3	12	G6.35	80	5000K	300	1 5/8	25K	045923095450	20/200
G9											
S9546	LED/1.6W/JCD/G9/120V/3000K/D	1.6	120	G9	80	3000K	200	1 7/8	25K	045923095467	20/200
S9547	LED/1.6W/JCD/G9/120V/5000K/D	1.6	120	G9	80	5000K	200	1 7/8	25K	045923095474	20/200
S9548	LED/4W/JCD/G9/120V/3000K/D	4	120	G9	80	3000K	480	2 7/16	25K	045923095481	20/200
S9549	LED/4W/JCD/G9/120V/5000K/D	4	120	G9	80	5000K	480	2 7/16	25K	045923095498	20/200
MR11											
S9550	LED/1.6MR11/40°/3000K/12V/D	1.6	12	G4	80	3000K	330	1 1/2	25K	045923095504	20/200
S9551	LED/1.6MR11/40°/5000K/12V/D	1.6	12	G4	80	5000K	330	1 1/2	25K	045923095511	20/200
MR16											
S9552	LED/3MR16/40°/3000K/12V/D	3	12	GU5.3	80	3000K	330	2	25K	045923095528	20/200
S9553	LED/3MR16/40°/5000K/12V/D	3	12	GU5.3	80	5000K	330	2	25K	045923095535	20/200

LED/CFL LAMPS

LED/CFL direct replacement lamps

4-pin (electronic ballasts)
2-pin (magnetic ballasts)

Applications / Features


- UL Classified
 - 4-pin 26, 32, 42 Watt direct replacement
 - 2-pin 26 Watt direct replacement
- 4-pin lamps fit G24q-3 & GX24q-3 and GX24q-4 sockets
- 2-pin lamps fit G24d-3 & GX24d-3 sockets
- No re-wiring needed
- Instant on to full brightness / no flickering
- Vertical and horizontal options
- Up to 70% energy saving
- Long life—50,000 hours
- 5 year warranty




S9858, S9859, S9860, S9861



S9862, S9863, S9864, S9865



S9850, S9851, S9852, S9853



S9854, S9855, S9856, S9857



LED/CFL Replacement Lamps

Item Number	Lamp Description	W	Base Type	CCT	CRI	M.O.L. (Inches)	Lm	Life/Hrs.	UPC	Pack/Master
4 Pin Horizontal										
S9850*	9WPLH/LED/830/DR/4P	9	G24Q	3000K	82	6 5/8	850	50K	045923098505	50/10
S9851*	9WPLH/LED/835/DR/4P	9	G24Q	3500K	82	6 5/8	850	50K	045923098512	50/10
S9852*	9WPLH/LED/840/DR/4P	9	G24Q	4000K	82	6 5/8	900	50K	045923098529	50/10
S9853*	9WPLH/LED/850/DR/4P	9	G24Q	5000K	82	6 5/8	900	50K	045923098536	50/10
2 Pin Horizontal										
S9854	9WPLH/LED/830/DR/2P	9	G24D	3000K	82	6 5/8	850	50K	045923098543	50/10
S9855	9WPLH/LED/835/DR/2P	9	G24D	3500K	82	6 5/8	850	50K	045923098550	50/10
S9856	9WPLH/LED/840/DR/2P	9	G24D	4000K	82	6 5/8	900	50K	045923098567	50/10
S9857	9WPLH/LED/850/DR/2P	9	G24D	5000K	82	6 5/8	900	50K	045923098574	50/10
4 Pin Vertical										
S9858*	9WPLV/LED/830/DR/4P	9	G24Q	3000K	82	4 11/16	850	50K	045923098581	50/10
S9859*	9WPLV/LED/835/DR/4P	9	G24Q	3500K	82	4 11/16	850	50K	045923098598	50/10
S9860*	9WPLV/LED/840/DR/4P	9	G24Q	4000K	82	4 11/16	900	50K	045923098604	50/10
S9861*	9WPLV/LED/850/DR/4P	9	G24Q	5000K	82	4 11/16	900	50K	045923098611	50/10
2 Pin Vertical										
S9862	9WPLV/LED/830/DR/2P	9	G24D	3000K	82	4 11/16	850	50K	045923098628	50/10
S9863	9WPLV/LED/835/DR/2P	9	G24D	3500K	82	4 11/16	850	50K	045923098635	50/10
S9864	9WPLV/LED/840/DR/2P	9	G24D	4000K	82	4 11/16	900	50K	045923098642	50/10
S9865	9WPLV/LED/850/DR/2P	9	G24D	5000K	82	4 11/16	900	50K	045923098659	50/10


*With compatible dimming ballasts for 4-pin lamps, ballast dependent. Visit www.satco.com

LED/CFL replacement lamps

Direct replacement for 4-pin* CFL's with electronic ballasts

Applications/ Features

- UL Classified 26 Watt direct replacement
- Works on 18, 26, 32, and 42 watt CFL ballasts*
- No re-wiring needed
- Instant on to full brightness / no flickering
- Vertical and horizontal options
- Up to 70% energy savings
- Long life—50,000 hours
- 3 Year warranty
- Dimmable**



LED/CFL Replacement Lamps



Item Number	Lamp Description	W	V	Base Type	CCT	CRI	M.O.L. (Inches)	Lm	Life/ Hrs.	UPC	Pack
S9300	13W/V/LED/CFL/827/4P	13	120-277	G24Q	2700K	80	3 5/8	900	50K	045923093005	50/10
S9301	13W/V/LED/CFL/835/4P	13	120-277	G24Q	3500K	80	3 5/8	900	50K	045923093012	50/10
S9302	13W/V/LED/CFL/840/4P	13	120-277	G24Q	4000K	80	3 5/8	925	50K	045923093029	50/10
S9303	13W/V/LED/CFL/850/4P	13	120-277	G24Q	5000K	80	3 5/8	950	50K	045923093036	50/10
S9304	13W/VL/LED/CFL/827/4P (Long)	13	120-277	G24Q	2700K	80	4 5/8	900	50K	045923093043	50/10
S9305	13W/VL/LED/CFL/835/4P (Long)	13	120-277	G24Q	3500K	80	4 5/8	900	50K	045923093050	50/10
S9306	13W/VL/LED/CFL/840/4P (Long)	13	120-277	G24Q	4000K	80	4 5/8	925	50K	045923093067	50/10
S9307	13W/VL/LED/CFL/850/4P (Long)	13	120-277	G24Q	5000K	80	4 5/8	950	50K	045923093074	50/10
S9308	13W/H/LED/CFL/827/4P	13	120-277	G24Q	2700K	80	5 1/4	900	50K	045923093081	50/10
S9309	13W/H/LED/CFL/835/4P	13	120-277	G24Q	3500K	80	5 1/4	900	50K	045923093098	50/10
S9310	13W/H/LED/CFL/840/4P	13	120-277	G24Q	4000K	80	5 1/4	925	50K	045923093104	50/10
S9311	13W/H/LED/CFL/850/4P	13	120-277	G24Q	5000K	80	5 1/4	950	50K	045923093111	50/10

*Fits G24q-2,3,4 sockets

**With compatible dimming ballasts. Visit www.satco.com for updated list.

Satco 4-pin 23W LED/CFL replacement lamps

Direct replacement for
4-pin 40W PL-L
with electronic ballast

Applications/ Features

- UL Classified 40 Watt replacement
- Ballast dependent*
- Voltage: 120-277 (electronic ballast)
- No re-wiring needed
- Instant on to full brightness/no flickering
- Long life—50,000 hours
- 3 Year warranty



Satco 4-Pin 23W LED/CFL Replacement Lamps



Item Number	Lamp Description	W	CRI	V	Base Type	CCT	Lm	M.O.L. (Inches)	Life/Hrs.	UPC	Pack
S9730	23PLL/LED/835/DR	23	82	120-277	2G11	3500K	2600	22.5	50K	045923097300	10
S9731	23PLL/LED/840/DR	23	82	120-277	2G11	4000K	2800	22.5	50K	045923097317	10

*May not be compatible with all ballasts. Visit www.satco.com for an approved list.

LED T8 LAMPS

Satco 2', 3' & 6" U-bend LED T8 lamps

Direct replacement for linear
or U-bend T8 fluorescent lamps
in existing fixtures with instant
or rapid start ballasts.
No rewiring required**

Applications / Features

- Over 40% energy savings vs. standard T8 systems
- All glass tube
- Direct replacement solution allows the fixture to maintain the Original UL and CSA Compliance
- Compatible with emergency ballasts (2' & 3')***
- Long life—50,000 hours
- 2 ft. - DLC listed*
- U-bend - NSF certified, shatterproof coated
- Damp location
- 5 Year warranty



LED T8 Fluorescent 2', 3' & 6" U-Bend Replacement Lamps

Item Number	Lamp Description	W	CRI	Base Type	Bm	CCT	Lm	M.O.L. (Inches)	Life/Hrs.	UPC	Pack
2' LED T8											
S9946*	8T8/LED/24-830/DR	8	82	Med Bi-Pin	210°	3000K	1200	24	50K	045923099465	10
S9947*	8T8/LED/24-835/DR	8	82	Med Bi-Pin	210°	3500K	1200	24	50K	045923099472	10
S9948*	8T8/LED/24-840/DR	8	82	Med Bi-Pin	210°	4000K	1250	24	50K	045923099489	10
S9949*	8T8/LED/24-850/DR	8	82	Med Bi-Pin	210°	5000K	1250	24	50K	045923099496	10
3' LED T8											
S9990	10.5T8/LED/36-830/DR	10.5	82	Med Bi-Pin	210°	3000K	1400	36	50K	045923099908	10
S9991	10.5T8/LED/36-835/DR	10.5	82	Med Bi-Pin	210°	3500K	1400	36	50K	045923099915	10
S9992	10.5T8/LED/36-840/DR	10.5	82	Med Bi-Pin	210°	4000K	1450	36	50K	045923099922	10
S9993	10.5T8/LED/36-850/DR	10.5	82	Med Bi-Pin	210°	5000K	1450	36	50K	045923099939	10
U-Bend 6" LED T8											
S9294†	12T8U6/LED/22.5-830/DR	12	82	Med Bi-Pin	230°	3000K	1800	22.5	50K	045923092947	12
S9295†	12T8U6/LED/22.5-835/DR	12	82	Med Bi-Pin	230°	3500K	1800	22.5	50K	045923092954	12
S9296†	12T8U6/LED/22.5-840/DR	12	82	Med Bi-Pin	230°	4000K	1800	22.5	50K	045923092961	12
S9297†	12T8U6/LED/22.5-850/DR	12	82	Med Bi-Pin	230°	5000K	1800	22.5	50K	045923092978	12

**May not be compatible with all ballasts. Visit www.satco.com for an approved list.

***2' & 3' May not be compatible with all rapid start, dimmable, and emergency ballasts. Visit www.satco.com for an approved list.

LED T8 LAMPS

Satco 11.5W, 4' LED T8 lamps

Direct replacement for linear fluorescent T8 lamps in existing fixtures with instant or rapid start ballasts. No rewiring required**

Applications/ Features

- Over 40% energy savings vs standard 4' T8 systems
- All glass tube
- Direct replacement solution allows the fixture to maintain the Original UL and CSA Compliance
- Long life—50,000 hours
- Compatible with dimming ballasts**
- Damp location
- UL listed
- DLC listed*
- 5 Year warranty



LED Fluorescent Replacement Lamps

Item Number	Lamp Description	W	CRI	Base Type	Bm	CCT	Lm	M.O.L. (Inches)	Life/ Hrs.	UPC	Pack
S9934*	11.5T8/LED/48-830/DR	11.5	82	Med Bi-Pin	210°	3000K	1700	48	50K	045923099342	10
S9935*	11.5T8/LED/48-835/DR	11.5	82	Med Bi-Pin	210°	3500K	1700	48	50K	045923097355	10
S9936*	11.5T8/LED/48-840/DR	11.5	82	Med Bi-Pin	210°	4000K	1800	48	50K	045923099366	10
S9937*	11.5T8/LED/48-850/DR	11.5	82	Med Bi-Pin	210°	5000K	1800	48	50K	045923099373	10

**May not be compatible with all rapid start, dimmable, and emergency ballasts. Visit www.satco.com for an approved list.

Satco 11.5W, 4' LED T8 lamps

Direct replacement for linear fluorescent T8 lamps in existing fixtures with instant or rapid start ballasts. No rewiring required**

Applications/ Features

- Over 40% energy savings vs standard 4' T8 systems
- All glass tube
- Direct replacement solution allows the fixture to maintain the Original UL and CSA Compliance
- Long life—50,000 hours
- Compatible with emergency & dimming ballasts**
- Damp location
- UL listed
- DLC listed*
- 5 Year warranty



LED Fluorescent Replacement Lamps

Item Number	Lamp Description	W	CRI	Base Type	Bm	CCT	Lm	M.O.L. (Inches)	Life/ Hrs.	UPC	Pack
S9938*	11.5T8/LED/48-830/DR/EM	11.5	82	Med Bi-Pin	210°	3000K	1700	48	50K	045923099380	10
S9939*	11.5T8/LED/48-835/DR/EM	11.5	82	Med Bi-Pin	210°	3500K	1700	48	50K	045923099397	10
S9940*	11.5T8/LED/48-840/DR/EM	11.5	82	Med Bi-Pin	210°	4000K	1800	48	50K	045923099403	10
S9941*	11.5T8/LED/48-850/DR/EM	11.5	82	Med Bi-Pin	210°	5000K	1800	48	50K	045923099410	10

**May not be compatible with all rapid start, dimmable, and emergency ballasts. Visit www.satco.com for an approved list.

LED T8 LAMPS

Satco 15W, 4' LED T8 lamps

Direct replacement for linear fluorescent T8 lamps in existing fixtures with instant or rapid start ballasts. No rewiring required**

Applications/ Features

- Over 40% energy savings vs standard 4' T8 systems
- All glass tube
- Direct replacement solution allows the fixture to maintain the Original UL and CSA Compliance
- Long life—50,000 hours
- Compatible with dimming ballasts**
- Damp location
- DLC listed*
- 5 Year warranty



LED Fluorescent Replacement Lamps

Item Number	Lamp Description	W	CRI	Base Type	Bm	CCT	Lm	M.O.L. (Inches)	Life/Hrs.	UPC	Pack
S9975*	15T8/LED/48-830/DR	15	80	Med Bi-Pin	210°	3000K	2100	48	50K	045923099755	10
S9976*	15T8/LED/48-835/DR	15	80	Med Bi-Pin	210°	3500K	2200	48	50K	045923099762	10
S9977*	15T8/LED/48-840/DR	15	80	Med Bi-Pin	210°	4000K	2200	48	50K	045923099779	10
S9978*	15T8/LED/48-850/DR	15	80	Med Bi-Pin	210°	5000K	2200	48	50K	045923099786	10

**May not be compatible with all rapid start, dimmable, and emergency ballasts. Visit www.satco.com for an approved list.

Satco By-pass 15W LED T8 lamps

Direct wire replacement for linear fluorescent T8 lamps in existing fixtures.

Applications/ Features

- No ballast or external driver required
- Direct wire 120-277V line voltage**
- All glass tube
- Long life—50,000 hours
- Damp location
- c-UL-us classified
- DLC listed*
- 5 Year warranty



LED Fluorescent Replacement Lamps

Item Number	Lamp Description	W	CRI	Base Type	Bm	CCT	Lm	M.O.L. (Inches)	Life/Hrs.	UPC	Pack
S9720*	15T8/LED/48-830/BP	15	82	Med Bi-Pin	230°	3000K	1700	48	50K	045923097201	10
S9721*	15T8/LED/48-835/BP	15	82	Med Bi-Pin	230°	3500K	1700	48	50K	045923097218	10
S9722*	15T8/LED/48-840/BP	15	82	Med Bi-Pin	230°	4000K	1800	48	50K	045923097225	10
S9723*	15T8/LED/48-850/BP	15	82	Med Bi-Pin	230°	5000K	1800	48	50K	045923097232	10

**Install only in non-shunted lampholders

LED T8 LAMPS

14W Linear LED ballast by-pass T8 series

Applications/ Features

- Double ended wiring
- Works with existing sockets—shunted or non-shunted
- Reduces labor costs for installation
- Built-in shock resistant circuit (not hot until both ends are installed)
- No ballast or external driver required
- Direct wire 120-277V line voltage
- All glass tube
- Long life—50,000 hours
- Damp location
- c-UL-us classified
- DLC listed*
- 5 Year warranty



LED Fluorescent Replacement Lamps

Item Number	Lamp Description	W	CRI	Base Type	Bm	CCT	Lm	M.O.L. (Inches)	Life/Hrs.	UPC	Pack
S9913*	14T8/LED/48-830/BP	14	82	Med Bi-Pin	210°	3000K	1800	48	50K	045923099137	10
S9914*	14T8/LED/48-835/BP	14	82	Med Bi-Pin	210°	3500K	1800	48	50K	045923099144	10
S9915*	14T8/LED/48-840/BP	14	82	Med Bi-Pin	210°	4000K	1800	48	50K	045923099151	10
S9916*	14T8/LED/48-850/BP	14	82	Med Bi-Pin	210°	5000K	1800	48	50K	045923099168	10

Satco 33W, 8' LED T8 lamps

Direct replacement for linear fluorescent T8 lamps in existing fixtures with electronic instant start ballasts. No rewiring required**

Applications/ Features

- Over 40% energy savings vs standard 8' T8 systems
- All glass tube
- Direct replacement solution allows the fixture to maintain the Original UL and CSA Compliance
- Long life—50,000 hours
- Instant on to full brightness/no flickering
- Damp location
- NSF certified*
- 5 Year warranty



LED Fluorescent Replacement Lamps

Item Number	Lamp Description	W	CRI	Base Type	Bm	CCT	Lm	M.O.L. (Inches)	Life/Hrs.	UPC	Pack
S9700*	33T8/LED/96-840/DR	33	82	Single Pin	230°	4000K	4400	96	50K	045923097003	10
S9701*	33T8/LED/96-850/DR	33	82	Single Pin	230°	5000K	4400	96	50K	045923097010	10

**May not be compatible with all instant start ballasts. Visit www.satco.com for an approved list.

43W Linear LED ballast by-pass T8 series

Applications/ Features

- Double ended wiring
- Shatterproof coated
- Over 40% energy savings vs standard 8' T8 systems
- All glass tube
- Direct replacement solution allows the fixture to maintain the Original UL and CSA Compliance
- Long life—50,000 hours
- Instant on to full brightness/no flickering
- Damp location
- NSF certified*
- 5 Year warranty



LED Fluorescent Replacement Lamps

Item Number	Lamp Description	W	CRI	Base Type	Bm	CCT	Lm	M.O.L. (Inches)	Life/ Hrs.	UPC	Pack
S9917*	43T8/LED/96-835/BP	43	82	Single Pin	210°	3500K	5500	96	50K	045923099175	10
S9918*	43T8/LED/96-840/BP	43	82	Single Pin	210°	4000K	5500	96	50K	045923099182	10
S9919*	43T8/LED/96-850/BP	43	82	Single Pin	210°	5000K	5500	96	50K	045923099199	10

Satco 25W, 4' LED T5 lamps

Direct replacement for linear fluorescent F54T5 lamps in existing fixtures with electronic ballasts.

No rewiring required**

Applications/ Features

- Over 50% energy savings vs standard 4' T5 systems
- All glass tube
- Direct replacement solution allows the fixture to maintain the Original UL and CSA Compliance
- Long life—50,000 hours
- Compatible with emergency ballasts**
- Damp location
- UL classified
- DLC listed*
- 5 Year warranty



LED Fluorescent Replacement Lamps

Item Number	Lamp Description	W	CRI	Base Type	Bm	CCT	Lm	M.O.L.** (Nominal)	Life/ Hrs.	UPC	Pack
S9712*	25T5/LED/46-835/DR	25	82	Mini Bi-Pin	185°	3500K	3200	48 (46)	50K	045923097126	10
S9710*	25T5/LED/46-840/DR	25	82	Mini Bi-Pin	185°	4000K	3200	48 (46)	50K	045923097102	10
S9711*	25T5/LED/46-850/DR	25	82	Mini Bi-Pin	185°	5000K	3200	48 (46)	50K	045923097119	10

**May not be compatible with all rapid start and emergency ballasts. Visit www.satco.com for an approved list.



National Toll-Free:
800-43-SATCO
(800-437-2826)
www.satco.com

Copyright © 2017
Satco Products, Inc
All Rights Reserved.
1/17 SA1297-6



Distribution Centers:

FLORIDA
900 N.W. 159th Dr.
Miami, FL 33169
PH 305-624-2044
FX 305-623-0286

CALIFORNIA
31288 San Benito St.
Hayward, CA 94544
PH 510-487-4822
FX 510-487-8955

WASHINGTON
4710 116th St. S.W.
Mukilteo, WA 98275
PH 425-789-3300
FX 425-789-3310

TEXAS
2000 Valwood Pkwy.
Farmers Branch, TX
75234
PH 972-247-2437
FX 972-247-5408

PUERTO RICO
Campeche St. 23
Julio N. Matos
Industrial Park,
Carolina, PR 00984
PH 787-757-3510
FX 787-757-3540

**Corporate Offices and
Distribution Center:**

NEW YORK
110 Heartland Blvd.
Brentwood, NY 11717
PH 631-243-2022
FX 631-243-2027



New and Noteworthy II

An overview of Satco's
latest products.



TABLE OF CONTENTS

Decorative Bulb Display	3
Halogen Excel PAR20 Lamp	4
Halogen Excel PAR30 Short Neck Lamp	5
Halogen Excel PAR30 Long Neck Lamp	6
Halogen Excel PAR38 Lamp	7
Mini Spiral CFLs with GU24 Base	8
Squat Spiral CFLs with GU24 Base	9
KolourOne Panel Array 2.0 MR16 LED Lamp	10
KolourOne Panel Array 2.0 PAR20 LED Lamp	11
KolourOne Panel Array 2.0 PAR30 Short Neck LED Lamp	12
KolourOne Panel Array 2.0 PAR30 Long Neck LED Lamp	13
KolourOne Panel Array 2.0 PAR38 LED Lamp	14
KolourOne Panel Array 2.0 A19 LED Lamp	15
KolourOne/Sprint Downlight Retrofit LED Lamp	16
LED A19 Lamp with GU24 Base	17
LED A19 and Decorative Lamps	18
LED PAR16 Lamps	19
4" LED Recessed Downlight Retrofit	20
5", 6" LED Recessed Downlight Retrofit	21
3W LED Elevator/1383 Lamp	22
2W LED Elevator/GBF Lamp	23
Satco/Lutron Luméa C•L Dimmers and Wall Plates	24
Satco/Lutron Maestro Occupancy Sensor and Wall Plates	25
Satco/Lutron Maestro Vacancy Sensor and Wall Plates	26
Cast Brass Sockets with Rayon Wire	27
Cast Brass Sockets with SVT Wire	28
Vintage Canopy Kits	29
Keyless Porcelain Lampholder	30
Socket Extender	31
Dual-Mount Outdoor Floodlight Holder	32
3-Wire Appliance Replacement Cord	33
3 Outlet Heavy Duty Extension Cord	34

New and
 Noteworthy!
 An overview of the latest products.



NEW PRODUCT INFORMATION

New graphics!

Decorative bulb display

Features

- Gravity feed bulb dispenser
- Stocks 24 different styles
- Compact size takes up less than two square feet of space
- Versatile merchandising options
- Contemporary design
- Easy product identification
- 600 decorative bulbs included

S100 DISPLAY

Includes display, base, extension pole, (for use as floor-standing display), and 25 each of the following 24 items:

S3231	S3273	S3282	S3293
S3232	S3274	S3283	S3296
S3234	S3275	S3284	S3822
S3235	S3277	S3285	S3823
S3262	S3278	S3286	S3825
S3263	S3279	S3287	S3826



Rotating Display can be used freestanding, on floor or counter top.



Counter Display 40"H

Floor Display 66"H



National Toll-Free:
800.43.SATCO
(800.437.2826)
www.satco.com

Distribution Centers:
New York, Florida, Texas,
Washington, California,
Puerto Rico

Corporate Offices:
110 Heartland Blvd.,
Brentwood, NY 11717
800.437.2826
631.243.2022





NEW PRODUCT INFORMATION

Satco Halogen Excel PAR20 lamp

An energy efficient replacement that meets today's DOE requirements

Applications

- Indoor and outdoor accent lighting
- General illumination in public spaces, offices, lobbies, etc.

Features

- Halogen/Xenon technology for enhanced performance
- Silvered reflectors for higher lumen output using less wattage
- Environmentally friendly; up to 30% energy savings over traditional Halogen lamps
- Fully dimmable and mercury free
- Same look and feel as the products they replace

HALOGEN eXcel™



39W Replaces 50W

Halogen Excel PAR20 Lamp

Item Number	Lamp Description	Watts	Beam	Volts	Lumens	Life/Hours	Master/Inner
S2231	39PAR20/HAL/XEN/NSP	39	NSP 10	120	530	1500	15/1
S2232	39PAR20/HAL/XEN/NFL	39	NFL 34	120	530	1500	15/1



National Toll-Free:
800.43.SATCO
(800.437.2826)
www.satco.com

Distribution Centers:
New York, Florida, Texas,
Washington, California,
Puerto Rico

Corporate Offices:
110 Heartland Blvd.,
Brentwood, NY 11717
800.437.2826 631.243.2022
Fax 631.243.2027





NEW PRODUCT INFORMATION

Satco Halogen Excel PAR30 short neck lamp

An energy efficient replacement that meets today's DOE requirements

Applications

- Indoor and outdoor accent lighting
- General illumination in public spaces, offices, lobbies, etc.

Features

- Halogen/Xenon technology for enhanced performance
- Silvered reflectors for higher lumen output using less wattage
- Environmentally friendly; up to 30% energy savings over traditional Halogen lamps
- Fully dimmable and mercury free
- Same look and feel as the products they replace

HALOGEN eXcel™



39W Replaces 50W
60W Replaces 75W

Halogen Excel PAR30 Short Neck Lamp

Item Number	Lamp Description	Watts	Beam	Volts	Lumens	Life/Hours	Master/Inner
S2233	39PAR30/HAL/XEN/NSP	39	NSP 9	120	530	1500	15/1
S2234	39PAR30/HAL/XEN/NFL	39	NFL 34	120	530	1500	15/1
S2235	39PAR30/HAL/XEN/WFL	39	WFL 50	120	530	1500	15/1
S2236	60PAR30/HAL/XEN/NSP	60	NSP 9	120	1090	1500	15/1
S2237	60PAR30/HAL/XEN/NFL	60	NFL 34	120	1090	1500	15/1
S2238	60PAR30/HAL/XEN/WFL	60	WFL 50	120	1090	1500	15/1



National Toll-Free:
800.43.SATCO
(800.437.2826)
www.satco.com

Distribution Centers:
New York, Florida, Texas,
Washington, California,
Puerto Rico

Corporate Offices:
110 Heartland Blvd.,
Brentwood, NY 11717
800.437.2826 631.243.2022
Fax 631.243.2027





NEW PRODUCT INFORMATION

Satco Halogen Excel PAR30 long neck lamp

An energy efficient replacement that meets today's DOE requirements

Applications

- Indoor and outdoor accent lighting
- General illumination in public spaces, offices, lobbies, etc.

Features

- Halogen/Xenon technology for enhanced performance
- Silvered reflectors for higher lumen output using less wattage
- Environmentally friendly; up to 30% energy savings over traditional Halogen lamps
- Fully dimmable and mercury free
- Same look and feel as the products they replace

HALOGEN eXcel™



39W Replaces 50W
60W Replaces 75W

Halogen Excel PAR30 Long Neck Lamp

Item Number	Lamp Description	Watts	Beam	Volts	Lumens	Life/Hours	Master/Inner
S2239	39PAR30/HAL/XEN/NSP	39	NSP 9	120	530	1500	15/1
S2240	39PAR30/HAL/XEN/NFL	39	NFL 34	120	530	1500	15/1
S2241	39PAR30/HAL/XEN/WFL	39	WFL 50	120	530	1500	15/1
S2242	60PAR30/HAL/XEN/NSP	60	NSP 9	120	1090	1500	15/1
S2243	60PAR30/HAL/XEN/NFL	60	NFL 34	120	1090	1500	15/1
S2244	60PAR30/HAL/XEN/WFL	60	WFL 50	120	1090	1500	15/1



National Toll-Free:
800.43.SATCO
(800.437.2826)
www.satco.com

Distribution Centers:
New York, Florida, Texas,
Washington, California,
Puerto Rico

Corporate Offices:
110 Heartland Blvd.,
Brentwood, NY 11717
800.437.2826 631.243.2022
Fax 631.243.2027





NEW PRODUCT INFORMATION

Satco Halogen Excel PAR38 lamp

An energy efficient replacement that meets today's DOE requirements

Applications

- Indoor and outdoor accent lighting
- General illumination in public spaces, offices, lobbies, etc.

Features

- Halogen/Xenon technology for enhanced performance
- Silvered reflectors for higher lumen output using less wattage
- Environmentally friendly; up to 30% energy savings over traditional Halogen lamps
- Fully dimmable and mercury free
- Same look and feel as the products they replace

HALOGEN eXcel™



39W Replaces 45W
 60W Replaces 75W
 70W Replaces 90W
 80W Replaces 120W

Halogen Excel PAR38 Lamp

Item Number	Lamp Description	Watts	Beam	Volts	Lumens	Life/Hours	Master/Inner
S2245	39PAR38/HAL/XEN/NSP	39	NSP 9	120	530	1500	15/1
S2246	39PAR38/HAL/XEN/FL	39	FL 30	120	530	1500	15/1
S2247	60PAR38/HAL/XEN/NSP	60	NSP 9	120	1090	1500	15/1
S2248	60PAR38/HAL/XEN/FL	60	FL 30	120	1090	1500	15/1
S2249	60PAR38/HAL/XEN/FL / 2PK	60	FL 30	120	1090	1500	8/2
S2256	70PAR38/HAL/XEN/NSP	39	NSP 9	120	1380	1500	15/1
S2257	70PAR38/HAL/XEN/FL	39	FL 30	120	1380	1500	15/1
S2258	80PAR38/HAL/XEN/NSP	60	NSP 9	120	1600	1500	15/1
S2259	80PAR38/HAL/XEN/FL	60	FL 30	120	1600	1500	15/1
S2260	80PAR38/HAL/XEN/FL / 2PK	60	FL 30	120	1600	1500	8/2



National Toll-Free:
 800.43.SATCO
 (800.437.2826)
www.satco.com

Distribution Centers:
 New York, Florida, Texas,
 Washington, California,
 Puerto Rico

Corporate Offices:
 110 Heartland Blvd.,
 Brentwood, NY 11717
 800.437.2826 631.243.2022
 Fax 631.243.2027





NEW PRODUCT INFORMATION

18W, 23W energy saver mini spiral CFLs with GU24 base

Applications

- Living/family rooms
- Dining rooms
- Foyer and hallways
- Outdoor entry fixtures

Features

- Direct replacements for 75W and 100W incandescent lamps
- 1200 and 1600 lumens
- Uses less energy – up to 75% less than standard incandescent lamps which means lower utility bills
- Long life – 10,000 hours
- CCT 4100K



S8209

Energy Saver Mini Spiral CFLs with GU24 Base

Item Number	Lamp Description	Watts	Volts	Base	CCT	Lumens	M.O.D. Inches	M.O.L. Inches	Life/Hours
S8209	18W/GU24/CFL/120V	18	120	GU24	4100K	1200	2.13"	4.05"	10,000
S8210	23W/GU24/CFL/120V	23	120	GU24	4100K	1600	2.13"	4.41"	10,000

Pack: Inner 12/Master 48



National Toll-Free:
800.43.SATCO
(800.437.2826)
www.satco.com

Distribution Centers:
New York, Florida, Texas,
Washington, California,
Puerto Rico

Corporate Offices:
110 Heartland Blvd.,
Brentwood, NY 11717
800.437.2826 631.243.2022
Fax 631.243.2027





NEW PRODUCT INFORMATION

13W, 18W energy saver squat spiral CFLs with GU24 base

Applications

- Living/family rooms
- Low profile fixtures
- Utility lighting
- Outdoor entry fixtures

Features

- Direct replacements for 60W and 75W incandescent lamps
- 850 and 1100 lumens
- Uses less energy – up to 75% less than standard incandescent lamps which means lower utility bills
- Long life – 10,000 hours
- All lamps offered in 2700K
- C.U.L. listed
- ENERGY STAR® qualified



S8227

Energy Saver Squat Spiral CFLs with GU24 Base

Item Number	Lamp Description	Watts	Volts	Base	CCT	Lumens	M.O.D. Inches	M.O.L. Inches	Life/Hours
S8227	13W/SQUAT/GU24/27K/120V	13	120	GU24	2700K	850	2.76"	2.28"	10,000
S8228	18W/SQUAT/GU24/27K/120V	28	120	GU24	2700K	1100	2.76"	2.60"	10,000

Pack: Inner 12 / Master 48



National Toll-Free:
800.43.SATCO
(800.437.2826)
www.satco.com

Distribution Centers:
New York, Florida, Texas,
Washington, California,
Puerto Rico

Corporate Offices:
110 Heartland Blvd.,
Brentwood, NY 11717
800.437.2826 631.243.2022
Fax 631.243.2027





NEW PRODUCT INFORMATION

KolourOne Panel Array 2.0 7W MR16 LED lamp

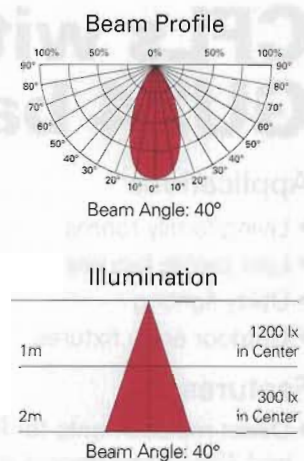


Applications

- Indoor residential and commercial lighting
- Entertainment lighting
- Down lighting
- Display lighting
- Accent lighting

Features

- Direct replacement for Halogen MR16 lamps (20W–35W) uses only 7 Watts
- Exacting color consistency
- High lumen output
- Tight beam focus and intensity
- Multiple CCT and beam angle options
- Uniform luminance pattern
- Longer throw distances
- Light weight
- Environmentally friendly; no UV or IR radiation
- High efficiency: long “true” life; 25,000 hours*
- Available in white finish
- This product is registered with the US DOE Lighting Facts program
- 3 year warranty**
- ENERGY STAR® qualified



Not for use with dimmers.

Recommended for use with magnetic transformers.

Compatibility with electronic transformers minimum load requirement must be verified.

* All items are designed for 30,000 hours. 25,000 hours represents current stage of ENERGY STAR® qualification.

** See separate warranty for complete terms and conditions.

KolourOne Panel Array 2.0 MR16 LED Lamp



Item Number	Lamp Description	Watts	Volts	CCT	CRI	Lumens	Beam	Life/ Hours
MR16 - PANEL ARRAY 2.0								
S8845†	7MR16/LED/40°/27K/WH/PA 2.0	7	12	2700K	87	430	40	25,000
S8846†	7MR16/LED/40°/35K/WH/PA 2.0	7	12	3500K	85	435	40	25,000
S8847	7MR16/LED/40°/50K/WH/PA 2.0	7	12	5000K	85	440	40	25,000

† ENERGY STAR® qualified.



National Toll-Free:
800.43.SATCO
(800.437.2826)
www.satco.com

Distribution Centers:
New York, Florida, Texas,
Washington, California,
Puerto Rico

Corporate Offices:
110 Heartland Blvd.,
Brentwood, NY 11717
800.437.2826 631.243.2022
Fax 631.243.2027



NEW PRODUCT INFORMATION

KolourOne Panel Array 2.0 7W PAR20 LED lamp

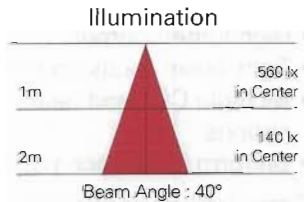
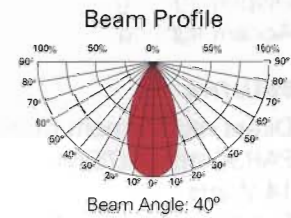


Applications

- Indoor residential and commercial lighting
- Entertainment lighting
- Down lighting
- Display lighting
- Accent lighting

Features

- Direct replacement for Halogen PAR20 lamps (50W) uses only 7 Watts
- Full dimming range*
- Exacting color consistency
- High lumen output
- Tight beam focus and intensity
- Multiple CCT and beam angle options
- Uniform luminance pattern
- Longer throw distances
- Sleeker neck design
- Light weight
- Environmentally friendly; no UV or IR radiation
- High efficiency: long "true" life; 25,000 hours**
- Available in white finish
- 3 year warranty***
- ENERGY STAR® qualified



* Consult Satco or visit www.satco.com for an up to date dimmer compatibility list.

** All items are designed for 30,000 hours. 25,000 hours represents current stage of ENERGY STAR® qualification.

*** See separate warranty for complete terms and conditions.

KolourOne Panel Array 2.0 PAR20 LED Lamp



Item Number	Lamp Description	Watts	Volts	CCT	CRI	Lumens	Beam	Life/Hours
PAR20 - PANEL ARRAY 2.0								
S8921 †	7PAR20/LED/40'/27K/WH/PA 2.0	7	120	2700K	83	420	40	25,000
S8922 †	7PAR20/LED/40'/35K/WH/PA 2.0	7	120	3500K	84	435	40	25,000
S8923	7PAR20/LED/40'/50K/WH/PA 2.0	7	120	5000K	85	455	40	25,000

† ENERGY STAR® qualified.



National Toll-Free:
800.43.SATCO
(800.437.2826)
www.satco.com

Distribution Centers:
New York, Florida, Texas,
Washington, California,
Puerto Rico

Corporate Offices:
110 Heartland Blvd.,
Brentwood, NY 11717
800.437.2826 631.243.2022
Fax 631.243.2027





NEW PRODUCT INFORMATION

KolourOne Panel Array 2.0 14W PAR30 short neck LED lamp



Applications

- Indoor residential and commercial lighting
- Entertainment lighting
- Down lighting
- Display lighting
- Accent lighting

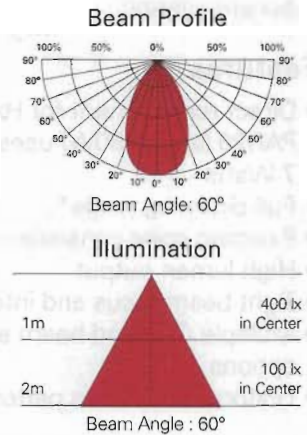
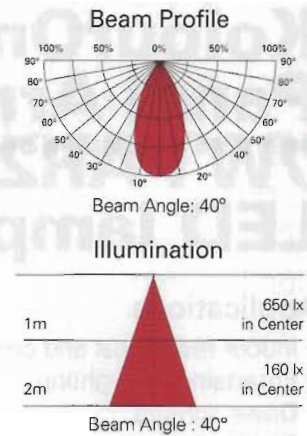
Features

- Direct replacement for Halogen PAR30 lamps (75W) uses only 14 Watts
- Full dimming range*
- Exacting color consistency
- High lumen output
- Tight beam focus and intensity
- Multiple CCT and beam angle options
- Uniform luminance pattern
- Longer throw distances
- Sleeker neck design
- Light weight
- Environmentally friendly; no UV or IR radiation
- High efficiency: long "true" life; 25,000 hours**
- Available in white finish
- 3 year warranty***
- ENERGY STAR® qualified

* Consult Satco or visit www.satco.com for an up to date dimmer compatibility list.

** All items are designed for 30,000 hours. 25,000 hours represents current stage of ENERGY STAR® qualification.

*** See separate warranty for complete terms and conditions.




KolourOne Panel Array 2.0 PAR30 Short Neck LED Lamp



Item Number	Lamp Description	Watts	Volts	CCT	CRI	Lumens	Beam	Life/ Hours
PAR30 - SHORT NECK - PANEL ARRAY 2.0								
S8934 †	14PAR30SN/LED/40°/27K/WH/PA 2.0	14	120	2700K	83	860	40	25,000
S8935 †	14PAR30SN/LED/40°/35K/WH/PA 2.0	14	120	3500K	84	890	40	25,000
S8936	14PAR30SN/LED/40°/50K/WH/PA 2.0	14	120	5000K	85	930	40	25,000
S8941 †	14PAR30SN/LED/60°/27K/WH/PA 2.0	14	120	2700K	83	860	60	25,000
S8942 †	14PAR30SN/LED/60°/35K/WH/PA 2.0	14	120	3500K	84	890	60	25,000
S8943	14PAR30SN/LED/60°/50K/WH/PA 2.0	14	120	5000K	85	930	60	25,000

† ENERGY STAR® qualified.



National Toll-Free:
800.43.SATCO
(800.437.2826)
www.satco.com

Distribution Centers:
New York, Florida, Texas,
Washington, California,
Puerto Rico

Corporate Offices:
110 Heartland Blvd.,
Brentwood, NY 11717
800.437.2826 631.243.2022
Fax 631.243.2027





NEW PRODUCT INFORMATION

KolourOne Panel Array 2.0 14W PAR30 long neck LED lamp

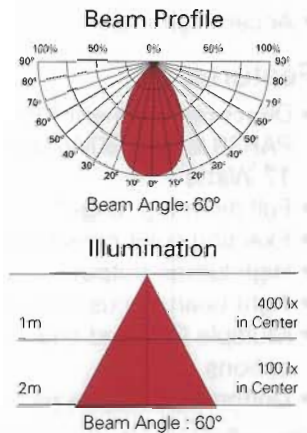
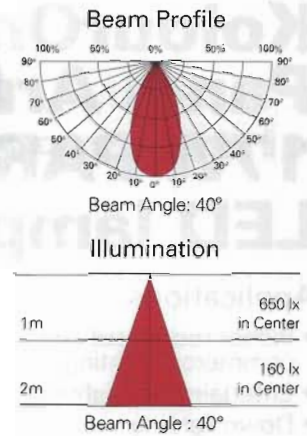


Applications

- Indoor residential and commercial lighting
- Entertainment lighting
- Down lighting
- Display lighting
- Accent lighting

Features

- Direct replacement for Halogen PAR30 lamps (75W) uses only 14 Watts
- Full dimming range*
- Exacting color consistency
- High lumen output
- Tight beam focus and intensity
- Multiple CCT and beam angle options
- Uniform luminance pattern
- Longer throw distances
- Sleeker neck design
- Light weight
- Environmentally friendly; no UV or IR radiation
- High efficiency: long "true" life; 25,000 hours**
- Available in white finish
- 3 year warranty***
- ENERGY STAR® qualified



* Consult Satco or visit www.satco.com for an up to date dimmer compatibility list.
 ** All items are designed for 30,000 hours. 25,000 hours represents current stage of ENERGY STAR® qualification.
 *** See separate warranty for complete terms and conditions.

KolourOne Panel Array 2.0 PAR30 Long Neck LED Lamp



Item Number	Lamp Description	Watts	Volts	CCT	CRI	Lumens	Beam	Life/Hours
PAR30 - LONG NECK - PANEL ARRAY 2.0								
S8947†	14PAR30LN/LED/40°/27K/WH/PA 2.0	14	120	2700K	83	860	40	25,000
S8948†	14PAR30LN/LED/40°/35K/WH/PA 2.0	14	120	3500K	84	890	40	25,000
S8949	14PAR30LN/LED/40°/50K/WH/PA 2.0	14	120	5000K	85	930	40	25,000
S8971†	14PAR30LN/LED/60°/27K/WH/PA 2.0	14	120	2700K	83	860	60	25,000
S8972†	14PAR30LN/LED/60°/35K/WH/PA 2.0	14	120	3500K	84	890	60	25,000
S8973	14PAR30LN/LED/60°/50K/WH/PA 2.0	14	120	5000K	85	930	60	25,000

† ENERGY STAR® qualified.



National Toll-Free: 800.43.SATCO (800.437.2826) www.satco.com

Distribution Centers: New York, Florida, Texas, Washington, California, Puerto Rico

Corporate Offices: 110 Heartland Blvd., Brentwood, NY 11717 800.437.2826 631.243.2022 Fax 631.243.2027



NEW PRODUCT INFORMATION

KolourOne Panel Array 2.0 17W PAR38 LED lamp



Applications

- Indoor residential and commercial lighting
- Entertainment lighting
- Down lighting
- Display lighting
- Accent lighting

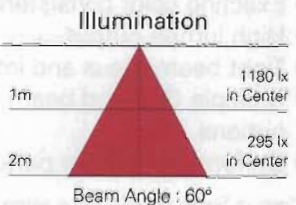
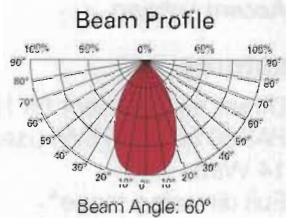
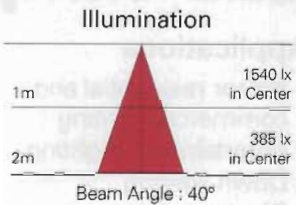
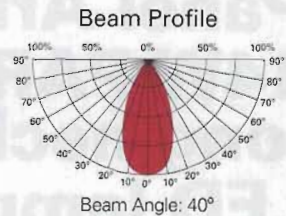
Features

- Direct replacement for Halogen PAR38 lamps (90W) uses only 17 Watts
- Full dimming range*
- Exacting color consistency
- High lumen output
- Tight beam focus and intensity
- Multiple CCT and beam angle options
- Uniform luminance pattern
- Longer throw distances
- Sleeker neck design
- Light weight
- Environmentally friendly; no UV or IR radiation
- High efficiency: long "true" life; 25,000 hours**
- Available in white finish
- 3 year warranty***
- ENERGY STAR® qualified

* Consult Satco or visit www.satco.com for an up to date dimmer compatibility list.

** All items are designed for 30,000 hours. 25,000 hours represents current stage of ENERGY STAR® qualification.

*** See separate warranty for complete terms and conditions.



KolourOne Panel Array 2.0 PAR38 LED Lamp

Item Number	Lamp Description	Watts	Volts	CCT	CRI	Lumens	Beam	Life/ Hours
IPAR38 - PANEL ARRAY 2.0								
S8977†	17PAR38/LED/40'/27K/WH/PA 2.0	17	120	2700K	83	1120	40	25,000
S8978†	17PAR38/LED/40'/35K/WH/PA 2.0	17	120	3500K	84	1160	40	25,000
S8979	17PAR38/LED/40'/50K/WH/PA 2.0	17	120	5000K	85	1210	40	25,000
S8984†	17PAR38/LED/60'/27K/WH/PA 2.0	17	120	2700K	83	1120	60	25,000
S8985†	17PAR38/LED/60'/35K/WH/PA 2.0	17	120	3500K	84	1160	60	25,000
S8986	17PAR38/LED/60'/50K/WH/PA 2.0	17	120	5000K	85	1210	60	25,000

† ENERGY STAR® qualified.



National Toll-Free:
800.43.SATCO
(800.437.2826)
www.satco.com

Distribution Centers:
New York, Florida, Texas,
Washington, California,
Puerto Rico

Corporate Offices:
110 Heartland Blvd.,
Brentwood, NY 11717
800.437.2826 631.243.2022
Fax 631.243.2027



NEW PRODUCT INFORMATION

KolourOne Panel Array 2.0 8W A19 LED lamp



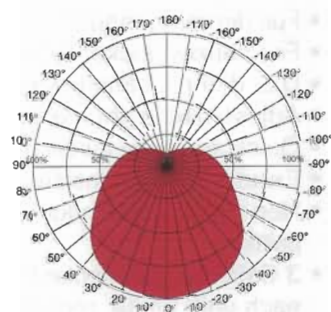
Applications

- Indoor residential lighting
- Down lighting
- Display lighting
- Table lamps
- Pendants

Features

- Full dimming range*
- Exacting color consistency
- High lumen output
- Multiple CCT options
- Light weight
- Environmentally friendly; no UV or IR radiation
- High efficiency: long "true" life; 25,000 hours**
- Available in white finish
- 3 year warranty***
- ENERGY STAR® qualified

Beam Profile



Beam Angle: 150°

* Consult Satco or visit www.satco.com for an up to date dimmer compatibility list.

** All items are designed for 30,000 hours. 25,000 hours represents current stage of ENERGY STAR® qualification.

*** See separate warranty for complete terms and conditions.

KolourOne Panel Array 2.0 A19 LED Lamp



Item Number	Lamp Description	Watts	Volts	CCT	CRI	Lumens	Beam	Life/ Hours
A19 - PANEL ARRAY 2.0								
S8795†	8A19/LED/2700K/120V/510L	8	120	2700K	87	510	150	25,000
S8796†	8A19/LED/3500K/120V/530L	8	120	3500K	85	530	150	25,000
S8798	8A19/LED/5000K/120V/550L	8	120	5000K	85	550	150	25,000

† ENERGY STAR® qualified.



National Toll-Free:
800.43.SATCO
(800.437.2826)
www.satco.com

Distribution Centers:
New York, Florida, Texas,
Washington, California,
Puerto Rico

Corporate Offices:
110 Heartland Blvd.,
Brentwood, NY 11717
800.437.2826 631.243.2022
Fax 631.243.2027





NEW PRODUCT INFORMATION

KolourOne™ Sprint™ 13.5W downlight retrofit LED lamp

SPRINT

Applications

- Indoor residential and commercial lighting
- Replaces incandescent medium base 120V lamps

Features

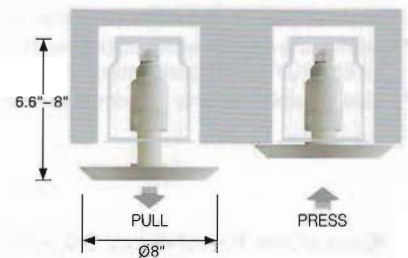
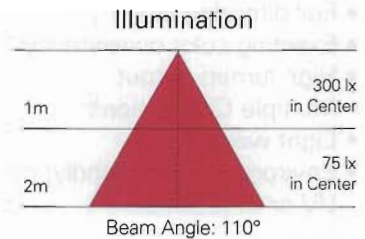
- 2010 Reddot Product Design Award
- Full dimming range*
- Fits narrow socket fixture types
- U.L. damp location listed
- Adjustable height (patented)
- Quick and easy installation
- Exacting color consistency
- Non glare, uniform luminance pattern
- 3 Color bands supplied with each unit; white, red and green
- Damp location



- Light weight
- Environmentally friendly; no UV or IR radiation
- High efficiency: long "true" life; 25,000 hours**
- Available in white finish
- This product is registered with the US DOE Lighting Facts program
- 3 year warranty***
- ENERGY STAR® qualified



* Consult Satco or visit www.satco.com for an up to date dimmer compatibility list.
 ** All items are designed for 30,000 hours. 25,000 hours represents current stage of ENERGY STAR® qualification.
 *** See separate warranty for complete terms and conditions.



KolourOne™ Sprint™ Downlight Retrofit LED Lamp



Item Number	Lamp Description	Watts	Volts	CCT	CRI	Lumens	Beam	Life/Hours
S8848	13.5WLED/DLR-SPRINT/27KWH	13.5	120	2700K	84	860	110	25,000



National Toll-Free:
 800.43.SATCO
 (800.437.2826)
www.satco.com

Distribution Centers:
 New York, Florida, Texas,
 Washington, California,
 Puerto Rico

Corporate Offices:
 110 Heartland Blvd.,
 Brentwood, NY 11717
 800.437.2826 631.243.2022
 Fax 631.243.2027





NEW PRODUCT INFORMATION

LED A19 lamp with GU24 base

Applications

- Residential and commercial lighting applications
- Accent lighting
- Pendant lighting

Features

- Dimmable
- Long Life, 25,000 hours
- High efficiency/ environmentally friendly
- Innovative design
- No UV or IR radiation
- 3 year warranty



S8794



LED A19 Lamp with GU24 Base

Item Number	Lamp Description	Watts	Volts	Base	CCT	Lumens	Beam	Life/Hours
S8794	8A19/LED/2700K	8	120	GU24	2700K	450	180	25,000

Pack: 12/1 Boxed



National Toll-Free: 800.43.SATCO (800.437.2826) www.satco.com

Distribution Centers: New York, Florida, Texas, Washington, California, Puerto Rico

Corporate Offices: 110 Heartland Blvd., Brentwood, NY 11717 800.437.2826 631.243.2022 Fax 631.243.2027



NEW PRODUCT INFORMATION

LED A19 and decorative lamps

Applications

- Indoor residential lighting
- Down lighting
- Accent lighting
- Table lamps
- Pendant lighting

Features

- Dimmable*
- Long Life, 25,000 hours
- High efficiency / environmentally friendly
- Innovative design
- No UV or IR Radiation
- 3 year warranty
- Retail clamshell package
- ENERGY STAR® qualified



S8996

S8995

LED A19 and Decorative Lamps

Item Number	Lamp Description	Watts	Volts	Base	CCT	Lumens	Beam	Life/Hours
S8995	8A19/LED/3000K	8	120	E26	3000K	450	180	25,000
S8996	3.5CTC/LED/3000K	3.5	120	E12	3000K	180	240	25,000

Pack: 12/1 Carded

* Consult Satco or visit www.satco.com for an up to date dimmer compatibility list.



National Toll-Free:
800.43.SATCO
(800.437.2826)
www.satco.com

Distribution Centers:
New York, Florida, Texas,
Washington, California,
Puerto Rico

Corporate Offices:
110 Heartland Blvd.,
Brentwood, NY 11717
800.437.2826 631.243.2022
Fax 631.243.2027





NEW PRODUCT INFORMATION

LED PAR16 lamps

Applications

- Indoor residential lighting and commercial lighting
- Down lighting
- Accent lighting
- Pendant lighting

Features

- Direct replacement for 35W–45W halogen lamps
- Dimmable*
- Long Life, 25,000 hours
- High efficiency / environmentally friendly
- Innovative design
- No UV or IR Radiation
- 3 year warranty
- Retail clamshell package



S8998

S8997

LED PAR16 Lamps

Item Number	Lamp Description	Watts	Volts	Base	CCT	Lumens	Beam	Life/Hours
S8997	6PAR16/LED/3000K	6	120	E26	3000	370	40	25,000
S8998	6PAR16/LED/3000K/GU10	6	120	GU10	3000	370	40	25,000

Pack: 12/1 Carded

* Consult Satco or visit www.satco.com for an up to date dimmer compatability list.



National Toll-Free:
800.43.SATCO
(800.437.2826)
www.satco.com

Distribution Centers:
New York, Florida, Texas,
Washington, California,
Puerto Rico

Corporate Offices:
110 Heartland Blvd.,
Brentwood, NY 11717
800.437.2826 631.243.2022
Fax 631.243.2027



NEW PRODUCT INFORMATION

4" LED recessed downlight retrofit

Applications

- Residential
- Office
- Retail
- Hospitality

Features

- Direct replacement for reflector lamps
- Dimmable*
- Long Life, 40,000 hours
- High efficiency / environmentally friendly
- Innovative design
- No UV or IR radiation
- 3 year warranty
- U.L. damp location listed
- ENERGY STAR® qualified



4" LED Recessed Downlight Retrofit

Item Number	Lamp Description	Watts	Volts	Base	CCT	Lumens	Beam	Life/Hours
S8991	9WLED/RDL/4"/120V	9	120	E26†	3000K	650	40	40,000

Pack: 12

† GU10 base sold separately, item number: S9000
 ** GU24 base sold separately, item number: S8999

* Consult Satco or visit www.satco.com for an up to date dimmer compatibility list.



National Toll-Free:
 800.43.SATCO
 (800.437.2826)
www.satco.com

Distribution Centers:
 New York, Florida, Texas,
 Washington, California,
 Puerto Rico

Corporate Offices:
 110 Heartland Blvd.,
 Brentwood, NY 11717
 800.437.2826 631.243.2022
 Fax 631.243.2027





NEW PRODUCT INFORMATION

5", 6" LED recessed downlight retrofit

Applications

- Residential
- Office
- Retail
- Hospitality

Features

- Direct replacement for reflector lamps
- Dimmable*
- Long Life, 40,000 hours
- High efficiency / environmentally friendly
- Innovative design
- No UV or IR radiation
- 3 year warranty
- U.L. wet location listed
- ENERGY STAR® qualified



S8992

For use with 5" and 6" recessed fixtures



5", 6" LED Recessed Downlight Retrofit

Item Number	Lamp Description	Watts	Volts	Base	CCT	Lumens	Beam	Life/Hours
S8992	18WLED/RDL/5-6"/120V	18	120	E26**	3000K	1100	85	40,000

Pack: 12

† GU10 base sold separately, item number: S9000

** GU24 base sold separately, item number: S8999

* Consult Satco or visit www.satco.com for an up to date dimmer compatability list.



National Toll-Free:
800.43.SATCO
(800.437.2826)
www.satco.com

Distribution Centers:
New York, Florida, Texas,
Washington, California,
Puerto Rico

Corporate Offices:
110 Heartland Blvd.,
Brentwood, NY 11717
800.437.2826 631.243.2022
Fax 631.243.2027





NEW PRODUCT INFORMATION

3W LED Elevator/1383 lamp

Applications

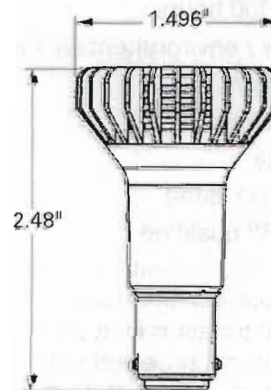
- Elevator lighting
- Display lighting

Features

- Direct replacement for 20W incandescent lamp
- Uniform luminance pattern
- High efficiency – long life 30,000 hours
- Environmentally friendly – no IR or UV radiation
- Innovative design virtually eliminates heat
- Light weight
- Non-dimmable

Not for use with dimmers.

Recommended for use with magnetic transformers. Compatibility with electronic transformers minimum load requirement must be verified.



3W LED Elevator/1383 Lamp

Item Number	Lamp Description	Watts	Volts	Base	CCT	Lumens	CRI	Life/Hours
S9004	3W/1383/LED/12V	3	12	BA15S	3000K	120	80	30,000

Pack: 12

Indoor use only.
Not for use in totally enclosed fixtures.



National Toll-Free:
800.43.SATCO
(800.437.2826)
www.satco.com

Distribution Centers:
New York, Florida, Texas,
Washington, California,
Puerto Rico

Corporate Offices:
110 Heartland Blvd.,
Brentwood, NY 11717
800.437.2826 631.243.2022
Fax 631.243.2027





NEW PRODUCT INFORMATION

2W LED Elevator/GBF lamp

Applications

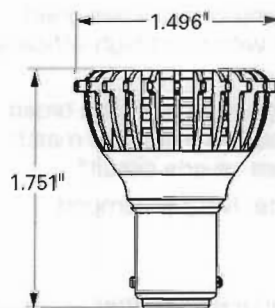
- Elevator lighting
- Display lighting

Features

- Direct replacement for 20W incandescent lamp
- Uniform luminance pattern
- High efficiency – long life 30,000 hours
- Environmentally friendly – no IR or UV radiation
- Innovative design virtually eliminates heat
- Light weight
- Non-dimmable

Not for use with dimmers.

Recommended for use with magnetic transformers. Compatibility with electronic transformers minimum load requirement must be verified.



2W LED Elevator/GBF Lamp

Item Number	Lamp Description	Watts	Volts	Base	CCT	Lumens	CRI	Life/Hours
S9005	2W/GBF/LED/12V	2	12	BA15d	3000K	120	80	30,000

Pack: 12

Indoor use only.
Not for use in totally enclosed fixtures.



National Toll-Free:
800.43.SATCO
(800.437.2826)
www.satco.com

Distribution Centers:
New York, Florida, Texas,
Washington, California,
Puerto Rico

Corporate Offices:
110 Heartland Blvd.,
Brentwood, NY 11717
800.437.2826 631.243.2022
Fax 631.243.2027





NEW PRODUCT INFORMATION

Satco®/Lutron® co-branded dimmers for dimmable LED lamps

LUTRON Luméa C•L

Applications

- Works with KolourOne and other dimmable LED and CFL lamps
- Single pole or 3-way locations

Features

- Save up to \$50 per year¹ when combined with dimmable LEDs
- 150W CFL/LED or 600W Inc./Halogen 120V
- Advanced dimming circuitry designed for compatibility with most high-efficacy light bulbs
- One dimmer allows you to dim a broad range of light sources – mix and match light source types on one circuit*
- Available in White, Ivory or Almond

Options

- Single-gang wall plate with invisible-screws available in White, Ivory and Almond



Luméa C•L dimmer shown with optional invisible-screw wall plate.

Satco/Lutron Luméa C•L dimmers and wall plates

Item Number	Description	Color
96/101	Luméa C•L dimmer/ W	White
96/102	Luméa C•L dimmer/ I	Ivory
96/103	Luméa C•L dimmer/ A	Almond
96/121	Wall Plate	White
96/122	Wall Plate	Ivory
96/123	Wall Plate	Almond

Pack: 48/Master

For more information, please visit www.satco.com

¹ Savings based on replacing a switch with a Lutron C•L dimmer and replacing your incandescent bulbs with dimmable LEDs. Actual savings may vary depending on use and application. A high percentage of the savings derive from switching from the incandescent to the LED. Typical residential savings are estimated to be \$24 per year. Stated savings of \$50 based on replacing (5) 65W incandescent reflector lamps (rated at 1,500 hours each, costing \$1.75 per lamp or (5) 3,000 hour halogen bulbs costing \$3.35 per lamp) with (5) 9.5W LED reflector lamps (rated at 35,000 hours each, costing \$39.99 per lamp) and dimming for 5 hrs. per day with electricity cost of .11¢/kWh. \$50 savings further assumes lamps are dimmed to 50% perceived light level, corresponding to 40% reduction in power level.

*Please refer to the "How to calculate wattage when mixing lamp types" table, on www.lutron.com/dimcflled, when using a combination of bulb types with the Lutron C•L dimmer. Compatible with 150W CFL/LED or 600W Inc./Halogen 120V.



National Toll-Free:
800.43.SATCO
(800.437.2826)
www.satco.com

Distribution Centers:
New York, Florida, Texas,
Washington, California,
Puerto Rico

Corporate Offices:
110 Heartland Blvd.,
Brentwood, NY 11717
800.437.2826 631.243.2022
Fax 631.243.2027



NEW PRODUCT INFORMATION

Satco®/Lutron® co-branded occupancy sensor switch

LUTRON® MAESTRO®

Applications

- Ideal for small rooms
- 250W incandescent, halogen, ELV; 200W MLV; 150W CFL, LED; 2 A ballasts

Features


- Automatically turns lights ON and OFF; can operate in Vacancy mode only
- Energy saving – save up to \$25 per year*
- Proprietary sensing technology keeps rooms lit while occupied
- Senses daylight, only turning lights on when needed
- Works with all types of bulbs
- Meets California title 24 and other sensor code requirements
- Available in 3 colors, White, Ivory and Almond
- Single pole

Options

- Single-gang wall plate with invisible-screws available in White, Ivory and Almond



Occupancy Sensor – automatically turns lights ON and OFF; can operate in Vacancy mode only.



Maestro® occupancy sensor switch shown with optional invisible-screw wall plate.

Satco/Lutron Maestro occupancy sensor and wall plates

Item Number	Description	Color
96/111	Occupancy sensor switch/ W	White
96/112	Occupancy sensor switch/ I	Ivory
96/113	Occupancy sensor switch/ A	Almond
96/121	Wall Plate	White
96/122	Wall Plate	Ivory
96/123	Wall Plate	Almond

Pack: 48/Master

For more information, please visit www.satco.com

* Savings based on replacing a switch with a Lutron occupancy or vacancy sensor. Actual savings may vary based on use and application. Typical residential savings are estimated to be \$10 per year. Stated savings are based on the sensor controlling (4) 60W incandescent A19 lamps (rated at 1,000 hours each, costing .40¢ per lamp) and reducing the usage by 54% (from 5 hours to 2.3) by preventing the lights from being left on in unoccupied spaces with an electricity cost of .11¢/kwh.



National Toll-Free:
800.43.SATCO
(800.437.2826)
www.satco.com

Distribution Centers:
New York, Florida, Texas,
Washington, California,
Puerto Rico

Corporate Offices:
110 Heartland Blvd.,
Brentwood, NY 11717
800.437.2826 631.243.2022
Fax 631.243.2027




NEW PRODUCT INFORMATION

Satco®/Lutron® co-branded vacancy sensor switch

LUTRON MAESTRO



Vacancy Sensor – automatically turns lights OFF.



Maestro® vacancy sensor switch shown with optional invisible-screw wall plate.

Applications

- Ideal for small rooms
- 250W incandescent, halogen, ELV; 200W MLV; 150W CFL, LED; 2 A ballasts

Features

- Manually turn lights on, automatically turns lights OFF
- Energy saving – save up to \$25 per year*
- Proprietary sensing technology keeps rooms lit while occupied
- Senses daylight, only turning lights on when needed
- Works with all types of bulbs
- Meets California title 24 and other sensor code requirements
- Available in 3 colors, White, Ivory and Almond
- Single pole

Options

- Single-gang wall plate with invisible-screws available in White, Ivory and Almond

Satco/Lutron Maestro vacancy sensor and wall plates

Item Number	Description	Color
96/114	Vacancy sensor switch/ W	White
96/115	Vacancy sensor switch/ I	Ivory
96/116	Vacancy sensor switch/ A	Almond
96/121	Wall Plate	White
96/122	Wall Plate	Ivory
96/123	Wall Plate	Almond

Pack: 48/Master

For more information, please visit www.satco.com

* Savings based on replacing a switch with a Lutron occupancy or vacancy sensor. Actual savings may vary based on use and application. Typical residential savings are estimated to be \$10 per year. Stated savings are based on the sensor controlling (4) 60W incandescent A19 lamps (rated at 1,000 hours each, costing .40¢ per lamp) and reducing the usage by 54% (from 5 hours to 2.3) by preventing the lights from being left on in unoccupied spaces with an electricity cost of .11¢/kwh.



National Toll-Free:
800.43.SATCO
(800.437.2826)
www.satco.com

Distribution Centers:
New York, Florida, Texas,
Washington, California,
Puerto Ricc

Corporate Offices:
110 Heartland Blvd.,
Brentwood, NY 11717
800.437.2826 631.243.2022
Fax 631.243.2027



NEW PRODUCT INFORMATION

Cast brass sockets with 10' rayon black wire

RU approved

Black bushing with set screw for wire adjustment



Black rayon wire



Shown with available vintage lamp and canopy

Cast Brass Keyless Socket

Item Number	Finish	Length	Type
80-2281	Dark Ant. Brass	10'	18/2 Rayon Blk
80-2282	Reg. Ant. Brass	10'	18/2 Rayon Blk
80-2283	Polished Nickel	10'	18/2 Rayon Blk

Pack: 50



80-2282

80-2281

80-2283

Cast Brass On/Off Socket

Item Number	Finish	Length	Type
80-2284	Dark Ant. Brass	10'	18/2 Rayon Blk
80-2297	Reg. Ant. Brass	10'	18/2 Rayon Blk
80-2298	Polished Nickel	10'	18/2 Rayon Blk

Pack: 50



80-2297

80-2284

80-2298



National Toll-Free:
800.43.SATCO
(800.437.2826)
www.satco.com

Distribution Centers:
New York, Florida, Texas,
Washington, California,
Puerto Rico

Corporate Offices:
110 Heartland Blvd.,
Brentwood, NY 11717
800.437.2826 631.243.2022
Fax 631.243.2027



NEW PRODUCT INFORMATION

Cast brass sockets with 6' SVT black wire

RU approved

Black bushing with set screw for wire adjustment



Shown with available vintage lamp and canopy

Black SVT wire



Cast Brass Keyless Socket

Item Number	Finish	Length	Type
80-2269	Dark Ant. Brass	6'	18/2 SVT Blk
80-2270	Reg. Ant. Brass	6'	18/2 SVT Blk
80-2271	Polished Nickel	6'	18/2 SVT Blk

Pack: 50



80-2270

80-2269

80-2271

Cast Brass On/Off Socket

Item Number	Finish	Length	Type
80-2272	Dark Ant. Brass	6'	18/2 SVT Blk
80-2273	Reg. Ant. Brass	6'	18/2 SVT Blk
80-2274	Polished Nickel	6'	18/2 SVT Blk

Pack: 50



80-2273

80-2272

80-2274



National Toll-Free:
800.43.SATCO
(800.437.2826)
www.satco.com

Distribution Centers:
New York, Florida, Texas,
Washington, California,
Puerto Rico

Corporate Offices:
110 Heartland Blvd.,
Brentwood, NY 11717
800.437.2826 631.243.2022
Fax 631.243.2027





NEW PRODUCT INFORMATION

Vintage canopy kits for cast brass sockets with wire

Ribbed Canopy Kit – includes steel material, matching hardware

Item Number	Finish	Diameter	Center Hole
90-1887	Dark Antique	5"	7/16"
90-1889	Polished Nickel	5"	7/16"
90-1890	Antique Brass	5"	7/16"

Pack: 25



90-1887



90-1889



90-1890

Smooth Canopy Kit – includes steel material, matching hardware

Item Number	Finish	Diameter	Center Hole
90-1891	Dark Antique	5"	7/16"
90-1892	Antique Brass	5"	7/16"
90-1893	Polished Nickel	5"	7/16"

Pack: 25



90-1891




90-1893



90-1892

Included hardware



Shown with available vintage lamp and wired socket



National Toll-Free:
800.43.SATCO
(800.437.2826)
www.satco.com

Distribution Centers:
New York, Florida, Texas,
Washington, California,
Puerto Rico

Corporate Offices:
110 Heartland Blvd.,
Brentwood, NY 11717
800.437.2826 631.243.2022
Fax 631.243.2027



NEW PRODUCT INFORMATION

Heavy duty medium base keyless porcelain lampholder

Application

- Outdoor lighting
- Poultry farm lighting

Features

- 2 Piece keyless porcelain lampholder
- Medium base
- Ring glazed – body unglazed
- Fiber gasket
- 1/8 IP hole for mounting
- The two pieces thread together
- Copper screw shell nickel plated
- Terminal screws
- Rating 660W / 250V
- UL approved



80-2243

Heavy Duty Keyless Porcelain Lampholder

Item Number	Terminal	Mounting	Screw Shell	Rating
80-2243	Screws	1/8 IP hole	CSSNP	660W/250V

Pack: 200/10



National Toll-Free:
800.43.SATCO
(800.437.2826)
www.satco.com

Distribution Centers:
New York, Florida, Texas,
Washington, California,
Puerto Rico

Corporate Offices:
110 Heartland Blvd.,
Brentwood, NY 11717
800.437.2826 631.243.2022
Fax 631.243.2027





NEW PRODUCT INFORMATION

Socket extender intermediate to medium

Features

- Extender: E17 to E26
- Extender: 1"
- Paper liner
- Brass screw shell
- Rating 75W / 120V
- Non UL



80-2134

Socket Extender

Item Number	Extender	Screw Shell	Rating
80-2134	E17 to E26	Brass	75W/120V

Pack: 1000/1



National Toll-Free:
800.43.SATCO
(800.437.2826)
www.satco.com

Distribution Centers:
New York, Florida, Texas,
Washington, California,
Puerto Rico

Corporate Offices:
110 Heartland Blvd.,
Brentwood, NY 11717
800.437.2826 631.243.2022
Fax 631.243.2027



NEW PRODUCT INFORMATION

Dual-mount outdoor floodlight holder

All weather plastic for lamp type PAR38 (not included).

Applications

- Holiday lighting
- Landscape lighting
- Security lighting

Features

- Two mounting methods, wall mount and stake
- 6' green 18/2 SJTW wire
- Molded plug
- 180 Degree rotation
- Rated 100W indoor 150W outdoor
- UL approved



SF77-325

Dual-Mount Floodlight Holder

Item Number	Length	Description	Watts
SF77-325	6'	18/2 SJTW Green Dual-Mount	150W max.

Pack: 12/1 Bag



National Toll-Free:
800.43.SATCO
(800.437.2826)
www.satco.com

Distribution Centers:
New York, Florida, Texas,
Washington, California,
Puerto Rico

Corporate Offices:
110 Heartland Blvd.,
Brentwood, NY 11717
800.437.2826 631.243.2022
Fax 631.243.2027



NEW PRODUCT INFORMATION

3-Wire appliance replacement cord



93-5040 Straight Plug




93-5041 Flat Plug

Applications

- 93-5040 Garbage disposal cord
- 93-5041 Power supply angle pigtail cord

Features

- Indoor cords only
- 3' and 6' cords
- 3 Conductors
- 3-Prong flat plug
- 3-Prong straight plug
- Twisted and tin-tips
- Fold and tie



3-Wire Appliance Replacement Cord

Item Number	Length	Description	Amps	Watts	Master/Inner
93-5040	3'	SPT-2/16-3/3 Wire	AWG	13A/125V	24
93-5041	6'	SPT-2/16-3/3 Wire	AWG	13A/125V	24




National Toll-Free:
800.43.SATCO
(800.437.2826)
www.satco.com

Distribution Centers:
New York, Florida, Texas,
Washington, California,
Puerto Rico

Corporate Offices:
110 Heartland Blvd.,
Brentwood, NY 11717
800.437.2826 631.243.2022
Fax 631.243.2027

NEW PRODUCT INFORMATION

3 Outlet heavy duty extension cord



Features

- Outdoor use
- 25' length
- 16/3 SJTW round orange wire
- 3 Grounded, fan-type outlets
- 13A/125V/1625W MAX
- 3-Prong plug
- Flexible cord to minus 28 degrees
- UL approved



93-5053

3 Outlet Extension Cord

Item Number	Length	Description	Amps	Watts
93-5053	25'	16/3 SJTW Orange 3 Outlet Cord	13A/125V	1625W

Pack: 12/1 Sleeve



National Toll-Free:
800.43.SATCO
(800.437.2826)
www.satco.com

Distribution Centers:
New York, Florida, Texas,
Washington, California,
Puerto Rico

Corporate Offices:
110 Heartland Blvd.,
Brentwood, NY 11717
800.437.2826 631.243.2022
Fax 631.243.2027

