

HUBBELL



Wiring Device-Kellems



INDUSTRIAL

COMMERCIAL

RESIDENTIAL

www.hubbell-wiring.com



HUBBELL

INDUSTRIAL




COMMERCIAL



120 Years of INNOVATION



RESIDENTIAL



HUBBELL

Our customers don't do their jobs half way, so neither do we.

Drawing on well over a century of commitment to innovation and quality, Hubbell Wiring Device-Kellems has enhanced our



product offering to provide a breadth of solutions for the industrial, commercial and residential markets. Not only do we offer the broadest product offering for today's markets, but at Hubbell, we understand what our distributors, contractors and specifying customers need. Distributors strive to stock the products customers need most. Contractors aspire to save labor while simultaneously ensuring quality on every job. Specifying engineers look for new products and innovation to improve designs.

So whether it's industrial, commercial or residential, we've got you covered. Whether it's devices, delivery systems or data communications we've got you covered. Whether it's long-standing reliable performers or advantage-building innovation, we've got you covered.

And because Hubbell never does our job half way, we ensure that distributors get product, sales, and training support with the flexibility to meet all the needs of their customer base. Contractors get guaranteed quality, safety, and ease of installation on every job. Specifiers get innovation and revolutionary products to improve efficiency and productivity for every application.

With a history of setting industry standards for quality and safety, Hubbell also ensures that our products meet the latest standards and requirements. For example, in response to the 2008 National Electric Code requiring tamper resistant receptacles for all dwellings units, Hubbell now offers a broader line of tamper and weather resistant devices to meet every application. In fact,



Hubbell played a key role in initiating the proposal that led to this new code requirement.

The industrial leader continues to innovate

The innovations that power industrial locations throughout the world have always been and continue to be conceived,

created and improved by Hubbell engineers. In fact, we helped create the very ways power is delivered and controlled in industrial applications. And we're committed to continually developing products that



improve the performance, safety and functionality of industry throughout the world.

The only complete commercial line with devices and delivery systems

Nobody delivers commercial solutions like Hubbell. Only Hubbell customers can count on a single source of innovative, safety-engineered devices, delivery systems and voice/data/video products that are all designed to be compatible with each other. With new metal raceway, practical innovations like Hubbell SystemOne floor boxes and fire-rated poke-throughs, and the latest audio/video and data components, we don't just talk about commercial solutions, we deliver them.

We've Got You Covered

Complete solutions for your market.

Redefining power, voice and data for the residential marketplace

When is the last time someone brought real innovation to residential products? Hubbell did in 2007 when we introduced an entirely new line of residential products with a new level of performance, functionality and aesthetics for the home. Whether it's for maximum convenience, essential energy savings, or the latest Internet and entertainment technologies, we now deliver innovative residential solutions like multi-function under-cabinet



modules and wall outlets. Add in higher quality for all of our plugs, covers and devices, and you have residential redefined.

Always there to help our customers compete

Hubbell Wiring Device-Kellems customers are never on their own. With Hubbell, our customers get a dedicated, long-term partner that helps them choose the best products to meet specifications, grow their business and maintain an advantage over the competition. We provide online gateways to

service, support, ordering, tracking and product information. We provide in-person or online training for our customers and



their employees. Hubbell's redesigned web site is more user-friendly and intuitive than ever so customers quickly and easily find the product, application and specification information they need. We understand that our customers need more than the best products to compete – they also need the best service and support. That's why we've got you covered on all fronts.

Environmentally conscience for a better world

All around the globe, there is a powerful shift towards "green" thinking, made evident by the continuous grassroots movements and more stringent legislation. As a leader in the industry, Hubbell recognizes our role and responsibility in protecting people and safeguarding the environment. From product development and packaging to internal and external operations, Hubbell is doing their part. Our occupancy sensors maximize energy

conservation and may contribute to LEED certification. Hubbell SystemOne components are configurable for multiple use and easily redeployed to reduce waste. We're striving to make the majority of our products RoHS compliant. In all our facilities, we're moving towards more environmentally friendly and renewable resources, we're using more recycled packing materials, and we're aspiring for more paperless and energy-efficient operations. To ensure a better world for generations to come, Hubbell is committed to participating in "green" initiatives and continuing to develop quality products that monitor, manage and save energy.



Add it all up, and nobody delivers like Hubbell Wiring Device-Kellems

Products. People. Solutions. That's what's behind what we do every day. Hubbell has invested to build you the most complete product offering anywhere. And we're committed to continue our industry-leading dedication to innovation – both in better products, better ways to do business, and a better world. Because our customers deserve nothing less.

How to Use this Catalog

This catalog has been revised and updated to include the most current information on the complete line of Hubbell Wiring Device-Kellems products. Selecting the right product is simple. Everything you need—including description, catalog number, dimensions (including metric), and specifications are in the listing.

Three easy ways to find what you need quickly

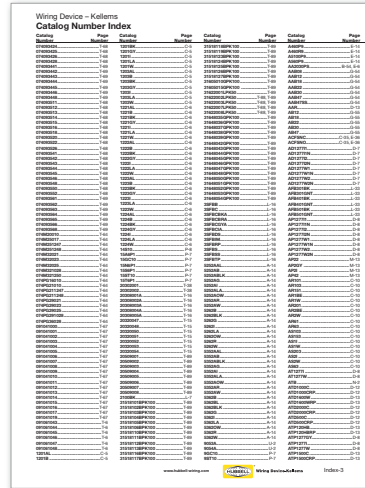
Table of Contents



Section Index



Alphanumeric Index




Each product section is color-coded to guide you to the exact information you want. Each section describes a specific product group category. Bullets offer a brief product overview for that section.


Quickly turn to the section you need with the help of the color-coded pages. The first page of each section provides a detailed index of products. General descriptions are bold and sub-categories with rating and/or type information help to speed the selection process.

The alphanumeric index at the back of the catalog allows you to easily locate specific catalog numbers and the pages on which they appear.


Catalog Pages Feature Pages



Product Information



Technical Information



Feature pages are located throughout the catalog sections. These pages offer detailed photos or illustrations and highlight the benefits of each featured product.

These pages provide valuable product details such as photos, ratings, dimensions, NEMA configurations, and catalog numbers, as well as important ordering information.

Technical information pertaining to each product group is located at the back of each section and is listed in the index. In addition, Section X's General Technical Information provides useful information on industry standards.

Hubbell Wiring Device-Kellems Virtual Catalog

How to get the most functionality from Hubbell's newest online tool.



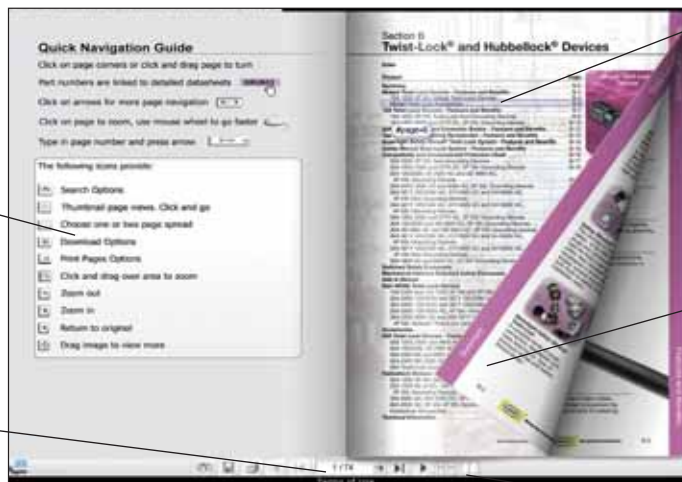
Users can click on the table of contents to quickly jump to specific catalog pages. For those that prefer to browse, pages can be easily flipped just like a paper catalog with a simple click of the mouse. Our virtual catalog also offers full-text searching capabilities, and clicking on any part number takes you directly to product data sheets or corresponding e-catalog pages on the Hubbell website.

Navigation

Several user-friendly options make navigating the catalog easy:

Quick navigation guide in the beginning of each section offers an overview of the virtual catalog functionality.

Use the navigation bar located at the bottom of the page.



Click anywhere on the section index to go directly to that product page.

Flip pages as you would a paper catalog by clicking on any corner and dragging your cursor across the page.

The interface is intuitive and the page index offers quick access to any of the pages within the booklet, including a thumbnail preview of all pages.


Functionality

Search Capabilities



Full-text search functions make it simple to find what you're looking for.

PDF and Print Capabilities



Download either the entire catalog or just the left or right pages as a PDF for offline reference. Print only what you need.

Zoom Capabilities



These online PDF catalogs allow examining of product detail by zooming and panning pages—click anywhere on a page to get a closer look.

Link to Product Data Sheets



Catalog sections may additionally contain hyperlinks on the pages referring directly to the corresponding product data sheets in our e-catalog.

Table of Contents – Sections Overview

A Straight Blade Devices



- HBL® Extra Heavy Duty Industrial Receptacles
- Hubbell-Pro Heavy Duty Industrial Receptacles
- SNAPConnect™ Receptacles
- Commercial Specification Grade Receptacles
- Insulgrip®, Elastogrip®, Valise® Plugs and Connector Bodies
- DIN Rail Utility Box

B Twist-Lock® and Hubbellock® Devices



- Midget Twist-Lock® Devices
- 15A Twist-Lock® Devices
- 20A & 30A Plugs and Connector Bodies
- Watertight Safety-Shroud® Twist-Lock System
- Switched Safety Enclosures
- 50A Twist-Lock® Devices
- Hubbellock® Devices

C Switches



- HBL® Extra Heavy Duty Industrial Grade Switches
- Hubbell-Pro Heavy Duty Industrial Series
- Specification Grade Commercial Series
- Style Line® Decorator Series Specification Grade
- Panel Mount Bat Handle Switches
- Manual Motor Controllers
- Switched Enclosures

D H-MOSS® Occupancy Sensors



- Sensor Technology
- Wall Switches
- Ceiling Sensors
- Specifications & Wiring Schematics

E Pin & Sleeve Devices/Mechanical Interlocks



- IEC Pin & Sleeve Watertight Devices
- Low Profile IEC Pin & Sleeve Devices
- Unfused Circuit-Lock® Mechanical Interlocks
- Fused Circuit-Lock® Safety Interlocks
- UL 1686 C1 Insulgrip® Pin & Sleeve Devices
- Insulgrip® Mechanical Interlocks

F Single Pole Devices



- 300A & 400A, 600V AC 250V DC Single Pole Devices
- Plugs, Receptacles & Protective Caps
- "T's", Tri-Taps and Distribution Block
- Double Devices, Snap Back Cover and Accessories

G Industrial Connectivity and Control Products



- LINKOSITY®
- Mini-, Micro- & Nano-Quick Control Connectors
- SignalPlex™ Micro- and Mini-Ports
- Signal-Quick™ Sensor Mounting Accessories
- CableTrak® Hose and Cable Carrier System
- PANEL-SAFE™ - Power & Data Access Ports
- HI-IMPACT™

H Ground Fault Products



- GFCI Industrial Tamper-Resistant Series
- GFCI Series with Auto Grounding
- GFCI Commercial Series
- GFCI Commercial Self-Test Series
- GFCI Sensing Module
- GFCI Portable Products

I Hospital Products



- HBL® Extra Heavy Duty Hospital Grade Duplex Receptacles
- Hospital Grade Plugs and Connectors
- Industrial and Commercial Series GFCIs
- Surge Protection Receptacles
- Hubbellock® Devices

J SpikeShield® Power Quality Products



- 320kA and 160kA Service Entrance Surge Panels
- 120kA Branch Panel Surge Panels
- Utility Meter Surge Protection
- Surge Protection Plug Strips and Receptacles
- Isolated Ground Devices
 - Straight Blade Receptacles
 - Twist-Lock® Receptacles

K Wallplates



- Nylon and Metal Wallplates
- Standard and Jumbo Size
- Pre-Marked Wallplates
- Security Wallplates
- Weatherproof Plates
- Heavy Duty Weatherproof Covers

L Floor Boxes



- Hubbell SystemOne Metal & Non-Metallic Floor Boxes
- Flush Round & Rectangular Floor Boxes
- Convention Center Utility Box
- CONNEXION Zone Distribution System
- Furniture Connectivity Boxes
- Hubbell Multi-Connect Wall Box

M Fire-Rated Poke-Through (FRPT) Devices



- Hubbell SystemOne FRPT
- Hubbell SystemOne FRPT Sub-Plates
- Hubbell SystemOne FRPT Configuration Chart
- 2X2 Flush FRPT
- Flush Duplex FRPT
- Flush Furniture Feed FRPT
- Painted Pedestal FRPT

N Aluminum Service Poles



- Specifications & Dimensional Information
- Custom Pole Configurations
- Division 16 Specifications

O Metal and Non-Metallic Raceway



- Metal Raceway Series & PlugTrak®
- Aluminum Raceway Series & PlugTrak®
- Non-Metallic Raceway Series & PlugTrak®
- Pre-Wired Raceway Series

P Network Wiring Products



- Modular Keystone Jacks
- Audio/Video Connectors
- iSTATION™ Plates, Frames and Modules
- iSTATION™ Surface Mount Boxes
- Fiber Adapters, Enclosures and Panels
- Patch Cords and Modular Plugs
- Enclosures and Racks

Q Hose and Cable Protection Systems



- 5 Channel AccessTrak® System
- TrukTrak® System
- TredTrak® System
- FloorTrak® System

R Cable, Cord and Hose Reels



- Weatherproof Cable & Static Discharge Reels
- Industrial Cord Reels
- Commercial Cord Reels
- Commercial, Industrial & Heavy Duty Hose Reels

Hubbell Configuration Charts

S Temporary Power and Lighting Systems



- Spider® Distribution System
- Portable Outlet Boxes and Plates
- Pre-Wired Portable Outlet Boxes, Work Lights and Accessories
- Temporary Power Distribution Systems Dimensional Specifications

T Wire Management Products



- Pulling Grips
- Support Grips
- Fiber Optic Cable Grips
- Strain Relief for Flexible Cords
- Cord Connectors
- PolyTuff® Non-Metallic Liquidtight Conduit and Tubing

U Other Wiring Products



- Adapters, Nylon Convenience and Plug In
- Lockout Devices for Electrical Safety
- Fluorescent Starters and Lampholders
- Receptacle Circuit Tester
- Cord Grip
- Lockout Devices Specifications

V Residential Products



- Decorator Products
- Switches and Receptacles
- Lighting Controls
- Power Delivery
- Lampholders and Accessories
- Data Communications and Audio Video
- Structured Wiring

W Marine Products



- 30 Amp and 50 Amp Cable Sets
- Ship-to-Shore Twist-Lock® Devices
- Ship-to-Shore Pin & Sleeve Devices
- Internationally Rated Devices
- Telephone and Cable TV Devices
- Ground Fault Devices
- Inside the Boat

X General Technical Data



- Industry Standards
- Certification Agencies and Markings
- Codes and Standards Organizations
- AC Switches Data
- RoHS, TR, WR and IP Meanings
- NEMA and IEC Classifications
- Circuit Wiring Diagrams

Catalog Number Index

RoHS Product Index



Hubbell Wiring Device-Kellems

General Information

Industrial and Commercial Wiring Devices & Systems

Residential Products

Kellems Wire Management Products

Marine Products



National Electrical Manufacturers Association

NEMA promotes the competitiveness of its member companies by providing a forum for the development of technical standards that are in the best interests of the industry and the users of its products.



National Association of Electrical Distributors

Since 1908, NAED has served as the trade association for the electrical distribution industry.

To be an NAED associate member, your company must be a manufacturer or value-added reseller.



Restriction of Hazardous Substances

The RoHS Directive stands for "the restriction of the use of certain hazardous substances in electrical and electronic equipment".



U.S. Green Building Council Member

Hubbell is a US Green Building Council (USGBC) member dedicated to advancing buildings that are environmentally responsible in the way they are designed, built and operated.



International Organization for Standardization

ISO (International Organization for Standardization) is the world's largest developer and publisher of International Standards.

Precautions have been taken to assure accuracy of the information in this catalog. Typographical or pictorial errors which are brought to our attention will be corrected in subsequent issues.

Product dimensions in this catalog are nominal and are provided for the convenience of our customers. Hubbell reserves the right to make product changes from time to time, without prior notification, which may change the dimensions shown. We, therefore, recommend they be checked before using for customer projects or product development and specification.

The designs and dimensions of the products listed in this catalog, were correct at the date of publication and are subject to change without notice.

All configuration diagrams shown in the various sections of the catalog are female devices (receptacles, connector bodies, etc.) unless otherwise indicated.

No material will be accepted for return unless permission is granted in writing by this Company. All orders received for special items and engraved plates are accepted as firm orders and are non-cancelable by the customer.

Claims for freight charges or allowances of any kind will not be considered after 30 days from receipt of goods and our responsibility ceases when we have delivered such shipments to the carriers and hold their receipts.

The following trademarks of Hubbell Incorporated, are your assurance of the highest quality wiring devices and wiring management products in the Industry.

- 2CLICK™
- 4-PLEX®
- Acceptor®
- AccessTrak®
- ADD-A-SHROUD™
- AUTOGUARD™
- BaseTrak®
- CableTrak®
- Chem Marine®
- CircuitGuard®
- Circuit-Lock®
- Dua-Pull™
- Elastogrip®
- Ergo®
- FloorTrak®
- Gotcha®
- HBL®
- HI-IMPACT™
- H-MOSS®
- HomeGuard™
- homeSELECT™
- Hubbell®
- Hubbell Guard®
- Hubbell Handi-Screw®
- Hubbell Juniors®
- Hubbelllock®
- Hubbellnet™
- Insulgrip®
- Insulgrip Twist-Lock®
- iSTATION™
- JACK-PACK®
- JLOAD™
- Kellems®
- LANTrak®
- LINKOSITY®
- Micro-Quick®
- Mini-Quick®
- MotorQuick®
- Nano-Quick®
- netSELECT™
- OptiChannel™
- OPTISOK™
- PANEL-SAFE™
- PLUG-CHECK™
- PLUGOUT®
- PlugTrak®
- Portable PlugTrak®
- PolyTrak®
- PolyTuff®
- PremiseTrak®
- PresSwitch®
- QUADCAB®
- RACO®
- RE-BOX®
- Safety-Shroud®
- ScrubShield™
- Seal-Tite®
- Secure-IT™
- SignalPlex™
- Signal-Quick™
- SNAPConnect™
- Speakon®
- Spider®
- SpikeShield®
- Style Line®
- Super BaseTrak®
- Super Twist-Lock®
- SWITCHOUT®
- SwivelLok®
- TredTrak®
- TrukTrak®
- Twist-Lock®
- Valise®
- Variload®
- VARI-SIZE®
- WallTrak®
- Xcelerator®

© 2008 Hubbell Incorporated

Section A

Straight Blade Devices

Index


Product	Page
Hospital Grade Duplex Receptacles	A-3
Duplex, Illuminated Face, Tamper Resistant and Isolated Ground	A-4
SNAPConnect™, Single and 4-PLEX	A-5
Plugs, Receptacles and Connector Bodies	A-6
HBL® Extra Heavy Duty Industrial Series	A-9
Specification Grade, Weather Resistant, Single and Special Purpose	A-10
Compact, Single and Style Line® Decorator Receptacles	A-11
Hubbell-Pro Series SNAPConnect™ Receptacles	A-12
Hubbell-Pro Heavy Duty Specification Grade Receptacles	A-14
NEC® Tamper Resistant and Weather Resistant Code Requirements	A-15
Commercial Specification Grade Receptacles	A-16
Commercial Style Line® Decorator Receptacles	A-18
4-PLEX® Receptacles and Accessories	A-20
Insulgrip® Plugs and Connectors	A-22
Valise® Plugs and Connectors	A-24
Elastogrip® Plugs and Connectors	A-25
Insulgrip®, Elastogrip®, and Valise® Plugs and Connector Bodies	A-26
Insulgrip® Flanged Inlets and Receptacles	A-28
HBL® Extra Heavy Duty, Specification Grade Receptacles	A-29
Insulgrip® Plugs and Flanged Inlets	A-30
Insulgrip® and Valise® Connector Bodies and Flanged Receptacles	A-31
Plugs, Connector Bodies and Receptacles	
15A and 20A 125V, 250V and 277V AC Devices	A-32
20A 125/250V, 3Ø 250V AC, and 120/208V AC Devices	A-33
16 Ampere, 250 Volts AC International	A-34
Hazardous Location Receptacles, Plugs, Boxes and Accessories	A-35
Heavy Duty Insulgrip®	A-36
Single Receptacles and Plugs	
30A 125V, 250V, 277V AC and 125/250V Devices	A-37
30A 125/250V, 3Ø 250V AC and 120/208V AC Devices	A-38
50A 125V, 250V, 277V AC and 125/250V Devices	A-39
50A 125/250V, 3Ø 250V AC, and 120/208V AC Devices	A-40
60A 125/250V, 3Ø 250V AC, and 120/208V AC Devices	A-41
DIN Rail Utility Box	A-42
Miscellaneous and Combination Receptacles	A-43
Accessories	A-44
Technical Information	A-48



Straight Blade Devices
Hospital Grade



Straight Blade Devices

Hospital Grade Duplex Receptacles*Features and Benefits***Hubbell "Hospital Grade" Devices**

To qualify for the "Hospital Grade" designation and use of the associated green dot symbol, UL requires that the manufacturer design its devices to perform to specific levels. These levels form an established baseline below which no manufacturer can fall and still carry a green dot.

Hubbell sets their standards high. Each product is built to withstand the severe conditions of abuse that are unique to the hospital environment. Hubbell receptacles have exclusive design features that set them apart from the competition.

- Exclusive nickel-plated bypass contact design increases contact pressure, lowering the operating temperature.
- Four point grounding system provides redundant grounding for low resistance ground continuity in high abuse areas.
- High tech reinforced thermoplastic polyester (RTP) back is tough and heat resistant.

Because of these features and others, the benefit is performance, reliability, and value for any health care facility.



One piece, nickel plated brass mounting strap with integral ground contacts, along with secondary ground contact, provides superior grounding for low resistance flow of fault currents as well as corrosion resistance. Barbed locking arms keep the face locked in place to diminish potential for face/base separation. Back wired ground screw reduces installation time.



Reinforced thermoplastic back provides superior thermal, electrical and mechanical properties. By providing contact stability, this high performance material will reduce heat buildup giving you long lasting performance.



Exclusive bypass contacts are made of nickel-plated brass alloy. This design increases blade retention forces, insuring a reliable uninterrupted flow of power.







External wiring clamps allow for visual inspection of the terminals. A unique strand containment feature on the terminal "bundles" the wire, ensuring 100% clamping of wire strands and reducing heat from the termination.

Straight Blade Devices 15 and 20 Ampere, 125 Volts

2 Pole, 3 Wire Grounding

Hospital Grade – HBL® Extra Heavy Duty Duplex, Illuminated Face Duplex, Tamper-Resistant Duplex and Isolated Ground Duplex Receptacles



IP20
SUITABILITY



15A 125V
NEMA 5-15R
UL CSA
0.5 HP



20A 125V
NEMA 5-20R
UL Listed
1 HP

Hospital Grade ● Receptacles

HBL® Extra Heavy Duty, Duplex

Description	Color	Catalog Numbers	
Flush, thermoplastic polyester face, back and side wired, multiple drive screws.	Brown	HBL8200	HBL8300
	Gray	HBL8200GY	HBL8300GY
	Ivory	HBL8200I	HBL8300I
	Light Almond	HBL8200LA	HBL8300LA
	Red	HBL8200R	HBL8300R
	White	HBL8200W	HBL8300W
Flush, illuminated face, back and side wired, multiple drive screws.	Gray	HBL8200ILGY	HBL8300ILGY
	Ivory	HBL8200ILI	HBL8300ILI
	Red	HBL8200ILR	HBL8300ILR
	White	HBL8200ILW	HBL8300ILW
Tamper-resistant receptacle with wire leads.	Brown	HBL8200SGA	HBL8300SGA
	Gray	HBL8200SGGYA	HBL8300SGGYA
	Ivory	HBL8200SGIA	HBL8300SGIA
	Light Almond	HBL8200SGLA	HBL8300SGLA
	Red	HBL8200SGRA	HBL8300SGRA
	White	HBL8200SGWA	HBL8300SGWA
Isolated ground. ⁽¹⁾	Orange	IG8200	IG8300
	Red	IG8200R	IG8300R

Slender/Compact, Duplex

Description	Color	Catalog Numbers	
Flush, thermoplastic polyester face, back, and side wired, multiple drive screws, Fed. Spec. verified.	Brown	HBL8200H	HBL8300H
	Gray	HBL8200HG	HBL8300HG
	Ivory	HBL8200HI	HBL8300HI
	Light Almond	HBL8200HLA	HBL8300HLA
	Red	HBL8200HR	HBL8300HR
	White	HBL8200HW	HBL8300HW

Style Line® Decorator, Duplex*

Description	Color	Catalog Numbers	
Flush, nylon face, back and side wired.	Brown	HBL2172	HBL2182
	Gray	HBL2172GY	HBL2182GY
	Ivory	HBL2172I	HBL2182I
	Office White	-	HBL2182OW
	Red	HBL2172R	HBL2182R
	White	HBL2172WA	HBL2182WA
Isolated ground. ⁽¹⁾	Ivory	-	IG2182I
	Orange	-	IG2182
	White	-	IG2182WA

Notes: (1) See Section J for complete line of isolated ground devices.

*Style Line duplex devices are not Fed. Spec. Listed.

See page A-44 for accessories.

See Section K for wallplates.

See page A-15 for NEC® Tamper and Weather Resistant Code Requirements.

See Section I for complete Hospital Grade products.

Straight Blade Devices

15 and 20 Ampere, 125 Volts

2 Pole, 3 Wire Grounding

Hospital Grade – SNAPConnect™, Single and 4-PLEX® Receptacles



Hubbell-Pro Series Hospital Grade ● SNAPConnect™

IP20
SUITABILITY




15A 125V
NEMA 5-15R
UL CSA
0.5 HP



20A 125V
NEMA 5-20R
UL Listed
1 HP

Duplex

Description	Color	Catalog Numbers	
Hospital grade, flush, nylon face modular receptacle which requires pigtailed terminal below.	Almond	SNAP8200AL	SNAP8300AL
	Black	SNAP8200BK	SNAP8300BK
	Brown	SNAP8200	SNAP8300
	Gray	SNAP8200GY	SNAP8300GY
	Ivory	SNAP8200I	SNAP8300I
	Light Almond	SNAP8200LA	SNAP8300LA
	Office White	SNAP8200OW	SNAP8300OW
	Red	SNAP8200R	SNAP8300R
	White	SNAP8200W	SNAP8300W



Pigtailed Terminal

Description	Catalog Numbers
Clear terminal with 6-inch leads solid wire.	SNAP6R1
Clear terminal with 6-inch leads stranded wire.	SNAP6R2

Notes: See page A-44 for accessories.
See Section K for wallplates.
See page A-53 for technical information.



Hospital Grade ● Receptacles

IP20
SUITABILITY



15A 125V
NEMA 5-15R
UL CSA
0.5 HP

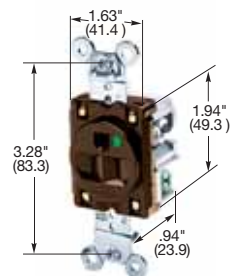


20A 125V
NEMA 5-20R
UL Listed
1 HP

HBL® Extra Heavy Duty, Single

Description	Color	Catalog Numbers	
Flush, nylon face, back and side wired Fed. Spec. verified.	Almond	-	HBL8310AL
	Brown	HBL8210	HBL8310
	Gray	HBL8210GY	HBL8310GY
	Ivory	HBL8210I	HBL8310I
	Red	HBL8210R	HBL8310R
	White	HBL8210W	HBL8310W
Panel mount on 1.94 in. (49.2) centers.	Brown	HBL8284	-
	Ivory	HBL8284I	HBL8384I
Isolated ground. ⁽¹⁾	Orange	IG8210	IG8310

Note: (1) See Section J for complete line of isolated ground devices.




HBL8210

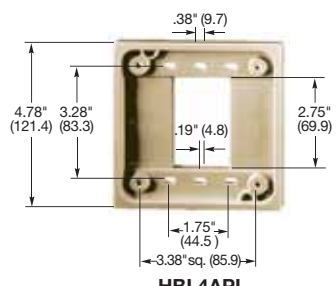
4-PLEX®

Description	Color	Catalog Numbers	
4 outlet high impact resistant Polycarbonate construction. Mount to 4 in. square box.	Brown	HBL415H	HBL420H
	Gray	-	HBL420HGY
	Ivory	HBL415HI	HBL420HI
	Red	HBL415HR	HBL420HR
	White	HBL415HW	HBL420HW
4-PLEX adapter plates for 1- and 2-gang, device boxes.	Brown	HBL4AP	HBL4AP
	Gray	HBL4APGY	HBL4APGY
	Ivory	HBL4API	HBL4API
	Red	HBL4APR	HBL4APR
	White	HBL4APW	HBL4APW

Notes: See pages A-20 and A-21 for more information on 4-PLEX devices.
4-PLEX devices are not Fed. Spec. Listed.



HBL415HI



HBL4API


Straight Blade Devices
15 and 20 Ampere, 125 Volts
 2 Pole, 3 Wire Grounding
Hospital Grade – Plugs and Connector Bodies



HBL8215C




HBL8215CAT



HBL8115V



HBL8219C



HBL8219CT



HBL8119V

IP20
SUITABILITY



Hospital Grade ● Plugs

Insulgrip®

Description	Cord Diameter	Catalog Numbers	
Black and white nylon.	.230"-.720" (5.8-18.3)	HBL8215C	HBL8315C
Transparent housing.	.230"-.720" (5.8-18.3)	HBL8215CT	HBL8315CT
8 position angle plug, transparent housing.	.250"-.655" (6.4-16.6)	HBL8215CAT*	HBL8315CAT*

Valise®

Description	Cord Diameter	Catalog Numbers	
White nylon.	.300"-.660" (7.6-16.8)	HBL8115V	HBL8364V
Insulation displacement, white nylon.	.300"-.360" (7.6-9.1)	HBL8013V*	-

Notes: *Not Fed. Spec. Listed.
 See page A-45 for accessories.

IP20
SUITABILITY



Hospital Grade ● Connector Bodies

Insulgrip®

Description	Cord Diameter	Catalog Numbers	
Black and white nylon.	.230"-.720" (5.8-18.3)	HBL8219C	HBL8319C
Transparent housing.	.230"-.720" (5.8-18.3)	HBL8219CT	HBL8319CT

Note: See page A-45 for accessories.

Valise®

Description	Cord Diameter	Catalog Numbers	
White nylon.	.300"-.660" (7.6-16.8)	HBL8119V	-

Straight Blade Devices

15 and 20 Ampere, 250 Volts

2 Pole, 3 Wire Grounding

Hospital Grade – Heavy Duty, Specification Grade Plugs, Receptacles and Connector Bodies



Fed.Spec.

IP20
SUITABILITY



15A 250V
NEMA 6-15P
UL CSA
1.5 HP




20A 250V
NEMA 6-20P
UL CSA
2 HP

Hospital Grade ● Plugs

Valise®

Description	Cord Diameter	Catalog Numbers	
Valise plug, white nylon.	.300"-.660" (7.6-16.8)	HBL8666V	HBL8464V

Note: HP ratings listed above are based on 208 to 240V AC only.



HBL8666V

Hospital Grade ● Receptacles

HBL® Extra Heavy Duty, Duplex

Description	Color	Catalog Numbers	
Flush, thermoplastic polyester face, back and side wired, multiple drive screws.	Brown Ivory	HBL8600 HBL8600I	HBL8400 HBL8400I


Notes: See page A-44 for accessories.
See Section K for wallplates.



15A 250V
NEMA 6-15R
UL CSA
1.5 HP



20A 250V
NEMA 6-20R
UL CSA
2 HP




HBL8600I

Hospital Grade ● Connector Bodies

Valise®

Description	Cord Diameter	Catalog Numbers	
White nylon.	.300"-.660" (7.6-16.8)	-	HBL8469V



HBL8469V

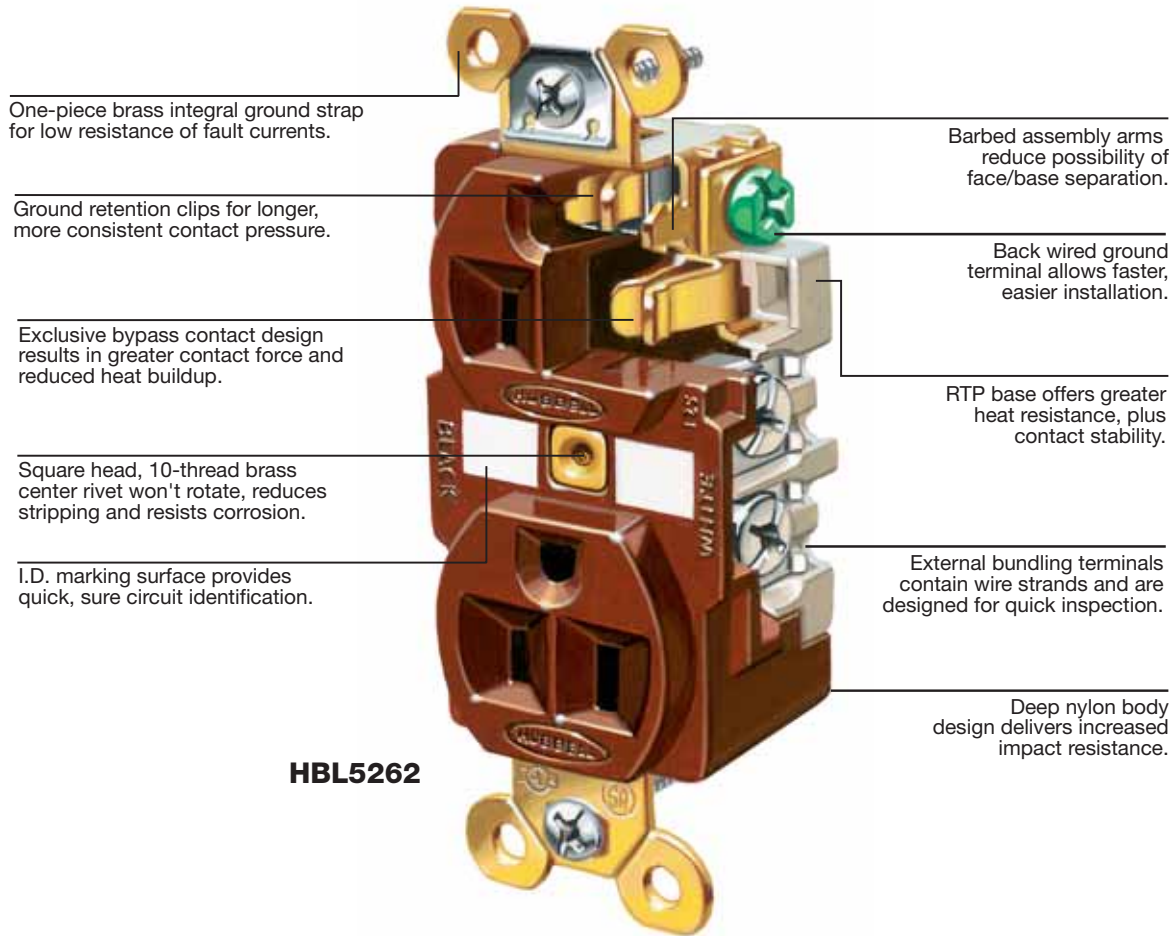
Straight Blade Devices
Straight Blade Receptacles
Including Weather Resistant



Straight Blade Devices

HBL® Extra Heavy Duty Industrial Series

Features and Benefits



HBL5262

One-piece brass integral ground strap for low resistance of fault currents.

Ground retention clips for longer, more consistent contact pressure.

Exclusive bypass contact design results in greater contact force and reduced heat buildup.

Square head, 10-thread brass center rivet won't rotate, reduces stripping and resists corrosion.

I.D. marking surface provides quick, sure circuit identification.

Barbed assembly arms reduce possibility of face/base separation.

Back wired ground terminal allows faster, easier installation.

RTP base offers greater heat resistance, plus contact stability.

External bundling terminals contain wire strands and are designed for quick inspection.

Deep nylon body design delivers increased impact resistance.

Quality in Design

Hubbell's commitment to quality continually reinforces a philosophy of unrivaled performance. No Hubbell device exemplifies this philosophy more than the HBL5262. While all Hubbell receptacles are designed and manufactured to withstand even the harshest

environments, none match the total performance of the HBL5262. Whether in a factory, office building, school, hotel or shopping center, the Hubbell HBL5262 is the receptacle of choice when people are depending on the safety and reliability of a receptacle.



One piece, all brass, mounting strap with integral ground contacts. The safest, most reliable design for a low resistance flow of fault currents. Oversized "bell" shaped ground contacts, along with nickel plated steel retaining shields, help minimize damage to the grounding system during abrupt pullout. Barbed brass locking arms keep the faced locked in place to diminish potential for face/base separation. Back wired ground terminal reduces installation time and increases convenience.



The patented "bypass" contact design incorporates high-conductivity materials with superior spring characteristics for increased contact force and secure connections. Improved contact performance reduces heat buildup and ensures a reliable, uninterrupted flow of power.



Reinforced thermoplastic base provides superior thermal, electrical and mechanical properties. By providing contact stability this high tech material will reduce heat buildup, giving you long lasting performance.

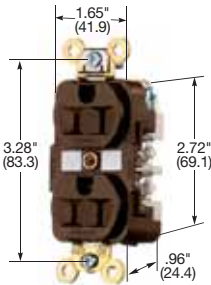




External wiring clamps feature large head brass screws (#10) for superior torque values. Visible brass terminal screws and clamps, with a unique strand containment feature, ensure 100% clamping of wire strands, reducing heat buildup.

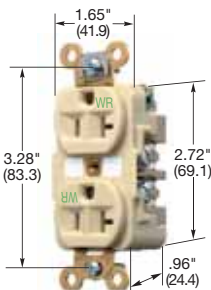
Straight Blade Devices 15 and 20 Ampere, 125 Volts

2 Pole, 3 Wire Grounding

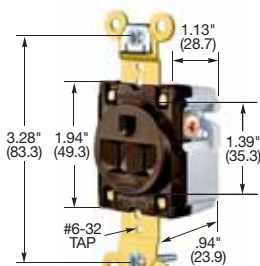
**HBL® Extra Heavy Duty, Specification Grade, Weather Resistant,
Single and Special Purpose Receptacles**



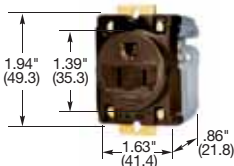
HBL5262



HBL5362IWR



HBL5261

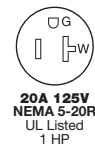


HBL5284

Receptacles

HBL® Extra Heavy Duty, Specification Grade, Duplex

Description	Color	Catalog Numbers	
Flush, nylon face, back and side wired, multiple drive screws.	Black	HBL5262BK	HBL5362BK
	Blue	-	HBL5362BL
	Brown	HBL5262	HBL5362
	Gray	HBL5262GY	HBL5362GY
	Ivory	HBL5262I	HBL5362I
	Red	HBL5262R	HBL5362R
	White	HBL5262W	HBL5362W
Isolated ground. ⁽¹⁾	Gray	IG5262GY	IG5362GY
	Ivory	IG5262I	IG5362I
	Orange	IG5262	IG5362
	Red	IG5262R	IG5362R
	White	-	IG5362W
Non-isolated ground, bulk pack of 100.	Orange	-	HBL5362M4
Weather resistant, flush, nylon face, back and side wired, multiple drive screws.	Black	HBL5262BKWR	HBL5362BKWR
	Brown	HBL5262WR	HBL5362WR
	Gray	HBL5262GYWR	HBL5362GYWR
	Ivory	HBL5262IWR	HBL5362IWR
	Red	HBL5262RWR	HBL5362RWR
	White	HBL5262WWR	HBL5362WWR
Corrosion resistant.	Ivory	HBL52CM62I	-
	Yellow	HBL52CM62	HBL53CM62
Weather resistant, Isolated ground. ⁽¹⁾	Gray	IG5262GYWR	IG5362GYWR
	Ivory	IG5262IWR	IG5362IWR
	Orange	IG5262WR	IG5362WR
	Red	IG5262RWR	IG5362RWR
	White	-	IG5362WWR
On 4 in. (101.6) round cover.	Brown	HBL5282	-



HBL® Extra Heavy Duty, Specification Grade, Single

Description	Color	Catalog Numbers	
Flush, nylon face, back and side wired, multiple drive screws.	Black	HBL5261BK	HBL5361BK
	Brown	HBL5261	HBL5361
	Gray	-	HBL5361GRY
	Ivory	HBL5261I	HBL5361I
	White	-	HBL5361W
Isolated ground. ⁽¹⁾	Orange	IG5261	IG5361
Weather resistant, Isolated ground. ⁽¹⁾	Orange	IG5261WR	IG5361WR
	Brown	HBL5261RT	HBL5361RT
	White	HBL5261WRT	-
Ring terminal connection.	Yellow	HBL5261YRT	-
Weather resistant, flush, nylon face, back and side wired, multiple drive screws.	Brown	HBL5261WR	HBL5361WR
	Gray	HBL5261GYWR	HBL5361GYWR
	Ivory	HBL5261IWR	HBL5361IWR
Corrosion resistant.	Yellow	HBL52CM61	HBL53CM61
Panel mount on 1.94 in. (49.3) centers.	Brown	HBL5284	HBL5357



Notes: See page A-44 for accessories.

See Section K for wallplates.

(1) See Section J for complete line of isolated ground devices.

See page A-15 for NEC® Tamper and Weather Resistant Code Requirements.

Straight Blade Devices 15 and 20 Ampere, 125 Volts

2 Pole, 3 Wire Grounding

HBL® Extra Heavy Duty Compact and Style Line® Decorator Receptacles



15A 125V
NEMA 5-15R
UL CSA
0.5 HP

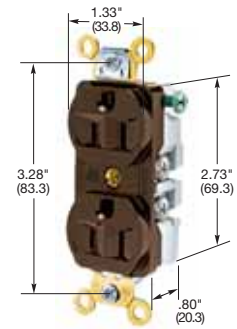


20A 125V
NEMA 5-20R
UL Listed
1 HP

Receptacles

HBL® Extra Heavy Duty Compact, Back and Side Wired, Duplex

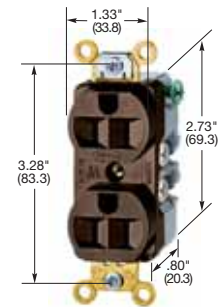
Description	Color	Catalog Numbers	
Flush, nylon face, back and side wired.	Black	HBL5252BK	HBL5352BK
	Blue	-	HBL5352BL
	Brown	HBL5252	HBL5352
	Gray	HBL5252GY	HBL5352GY
	Ivory	HBL5252I	HBL5352I
	Red	HBL5252R	HBL5352R
White	HBL5252W	HBL5352W	
On a 4 in. (101.6) round cover.	Brown	HBL5253	-



HBL5252

HBL® Extra Heavy Duty Compact, Side Wired Only, Duplex

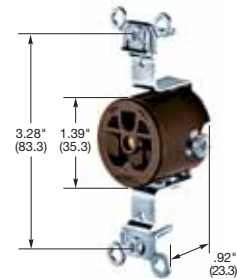
Description	Color	Catalog Numbers	
Flush, nylon face, side wired only.	Brown	HBL5242	HBL5342
	Gray	HBL5242GY	HBL5342GY
	Ivory	HBL5242I	HBL5342I
	White	HBL5242W	HBL5342W
Ring terminal connection.	Brown	HBL5242RT	HBL5342RT



HBL5242

Heavy Duty, Single

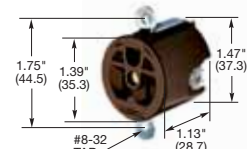
Description	Color	Catalog Numbers	
Flush, side wired only.	Brown	HBL5251	-
	Ivory	HBL5251I	-
Panel mount 1.75 in. (44.5) centers.	Brown	HBL5258	HBL5358
	Ivory	HBL5258I	-



HBL5251

Heavy Duty Style Line® Decorator*

Description	Color	Catalog Numbers	
Flush, nylon face, back and side wired.	Almond	HBL2152AL	HBL2162AL
	Black	HBL2152BK	HBL2162BK
	Brown	HBL2152	HBL2162
	Gray	HBL2152GY	HBL2162GY
	Ivory	HBL2152I	HBL2162I
	Office White	HBL2152OW	HBL2162OW
White	HBL2152WA	HBL2162WA	
Isolated ground. ⁽¹⁾	Gray	-	IG2162GY
	Orange	IG2152	IG2162



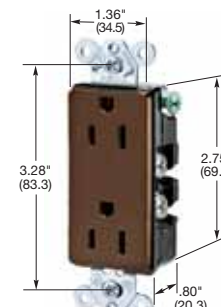
HBL5258

Notes: See page A-44 for accessories.

See Section K for wallplates.

(1) See Section J for complete line of isolated ground devices.

*Style Line Duplex devices are not Fed. Spec. Listed.



HBL2152

Straight Blade Devices Hubbell-Pro Series SNAPConnect™ Receptacles

Features and Benefits



Installation ease.

- Self-grounding clip.

Audible SNAP, indicates solid connection.

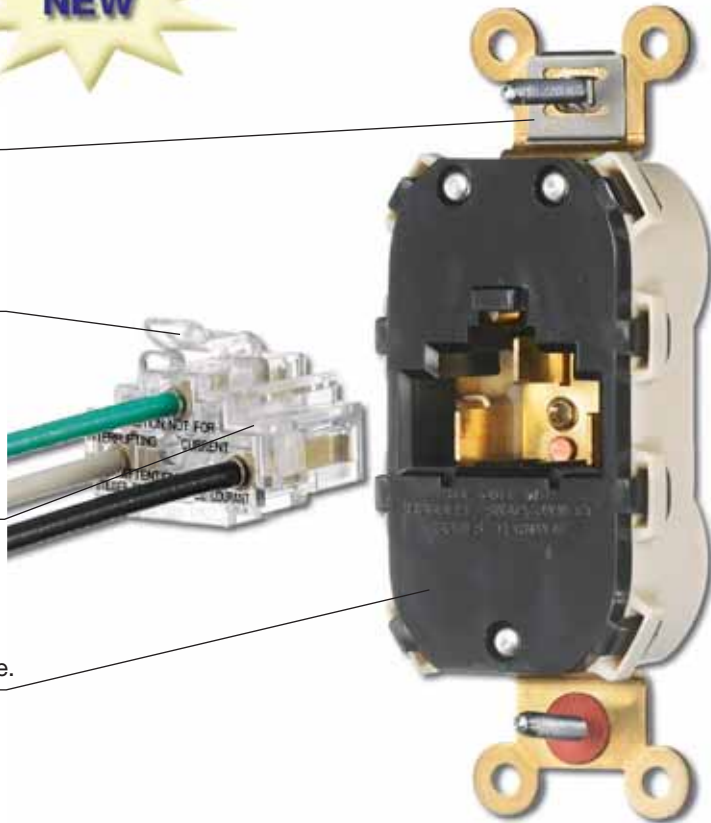
- Secure, easy grip latch.

Inspection of power contacts.

- Clear terminal housing.
- No exposed metal.

Requires minimal box space.

- Compact size.
- Clean finished look.



SNAPConnect™ Time Savings

Hubbell's new SNAPConnect receptacles make installation fast, easy and consistent so you can complete projects sooner—*saving more than three minutes per device.*

- Consistent installation every time.
- Compact in wallbox.
- Meet deadlines.
 - No stripping
 - No looping
 - No terminals
 - No tape



Rough-in the SNAPConnect terminal instead of pigtails.
Save One Minute!



Remove protective packaging. Snap the duplex to the circuit.
Save Over Three Minutes!





Tighten mounting screws, attach wallplate and trim out complete.
Less Than One Minute!

Straight Blade Devices 15 and 20 Ampere, 125 Volts

2 Pole, 3 Wire Grounding

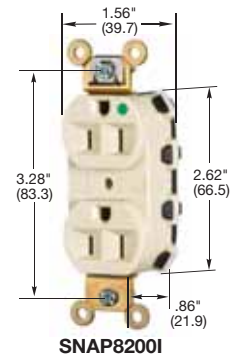

Hubbell-Pro Series SNAPConnect™ Receptacles



Receptacles

Hubbell-Pro Series Heavy Duty SNAPConnect™ Duplex

Description	Color	Catalog Numbers	
Specification grade, flush, nylon face, modular receptacle which requires pigtailed terminal below.	Almond	SNAP5262AL	SNAP5362AL
	Black	SNAP5262BK	SNAP5362BK
	Brown	SNAP5262	SNAP5362
	Gray	SNAP5262GY	SNAP5362GY
	Ivory	SNAP5262I	SNAP5362I
	Light Almond	SNAP5262LA	SNAP5362LA
	Office White	SNAP5262OW	SNAP5362OW
	Red	SNAP5262R	SNAP5362R
White	SNAP5262W	SNAP5362W	
Hospital grade, flush, nylon face modular receptacle which requires pigtailed terminal below.	Almond	SNAP8200AL	SNAP8300AL
	Black	SNAP8200BK	SNAP8300BK
	Brown	SNAP8200	SNAP8300
	Gray	SNAP8200GY	SNAP8300GY
	Ivory	SNAP8200I	SNAP8300I
	Light Almond	SNAP8200LA	SNAP8300LA
	Office White	SNAP8200OW	SNAP8300OW
	Red	SNAP8200R	SNAP8300R
White	SNAP8200W	SNAP8300W	



Straight Pigtailed Terminal


Description	Catalog Numbers
Clear terminal with 6-inch leads solid wire.	SNAP6R1
Clear terminal with 6-inch leads stranded wire.	SNAP6R2

Note: See page A-53 for technical information.
See page A-44 for accessories.



Hubbell-Pro Series Heavy Duty SNAPConnect™ Style Line® Decorator*

Description	Color	Catalog Numbers	
Specification grade, flush, nylon face, modular receptacle which requires pigtailed terminal.	Almond	SNAP2152AL	SNAP2162AL
	Black	SNAP2152BK	SNAP2162BK
	Brown	SNAP2152	SNAP2162
	Gray	SNAP2152GY	SNAP2162GY
	Ivory	SNAP2152I	SNAP2162I
	Light Almond	SNAP2152LA	SNAP2162LA
	Red	SNAP2152R	SNAP2162R
	White	SNAP2152W	SNAP2162W
Hospital grade, flush, nylon face modular receptacle which requires pigtailed terminal.	Almond	SNAP2172AL	SNAP2182AL
	Black	SNAP2172BK	SNAP2182BK
	Brown	SNAP2172	SNAP2182
	Gray	SNAP2172GY	SNAP2182GY
	Ivory	SNAP2172I	SNAP2182I
	Light Almond	SNAP2172LA	SNAP2182LA
	Red	SNAP2172R	SNAP2182R
	White	SNAP2172W	SNAP2182W



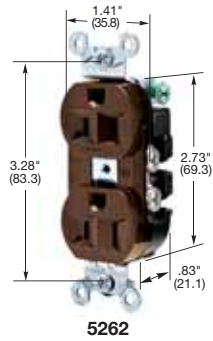



Right Angle Pigtailed Terminal*

Description	Catalog Numbers
Clear terminal with 6-inch leads solid wire.	SNAP1R
Clear terminal with 6-inch leads stranded wire.	SNAP2R

Note: *Available late 2008. Hubbell is continuing to expand the SNAPConnect line—check our website for updates.

Straight Blade Devices
15 and 20 Ampere, 125 Volts
 2 Pole, 3 Wire Grounding
Hubbell-Pro Series Receptacles



Receptacles

Hubbell-Pro Heavy Duty, Specification Grade, Duplex, Back and Side Wired

Description	Color	Catalog Numbers	
Finder groove nylon face.	Almond	5262AL	5362AL
	Black	5262BLK	5362BLK
	Blue	—	5362BL
	Brown	5262B	5362B
	Gray	5262G	5362G
	Ivory	5262I	5362I
	Light Almond	5262LA	5362LA
	Office White	5262OW	5362OW
	Red	5262R	5362R
	White	5262W	5362W
	Weather resistant, finder groove nylon face.	Black	5262BKWR
Brown		5262WR	5362WR
Gray		5262GYWR	5362GYWR
Ivory		5262IWR	5362IWR
White		5262WWR	5362WWR
Smooth nylon face.	Almond	5252AAL	5352AAL
	Black	5252ABLK	5352ABLK
	Brown	5252AB	5352AB
	Gray	5252AG	5352AG
	Ivory	5252AI	5352AI
	Light Almond	5252ALA	5352ALA
	Office White	5252AOW	5352AOW
	Red	5252AR	5352AR
	White	5252AW	5352AW
	Isolated ground. ⁽¹⁾	Black	CR5252IGBK
Blue		—	CR5352IGBL
Gray		CR5252IGGY	CR5352IGGY
Ivory		CR5252IGI	CR5352IGI
Orange		CR5252IG	CR5352IG
Office White		CR5252IGOW	CR5352IGOW
White		CR5252IGW	CR5352IGW

Notes: (1) See Section J for complete line of isolated ground devices.
 See page A-44 for accessories.
 See Section K for wallplates.
 Horsepower ratings listed above are AC only.
 See pages A-54 and A-55 for technical information.

Straight Blade Devices 2008 NEC® Receptacle Code Compliance



Tamper Resistant

New Tamper-Resistant Duplex Receptacles

Comply with NEC 406.11
Comply with NEC 210.52

All 125V, 15A and 20A receptacles shall be listed tamper-resistant receptacles per NEC Article 406.11, "Tamper-Resistant Receptacles in Dwelling Units".

New Weather-Resistant Duplex Receptacles

Comply with NEC 406.8(A)

All 125V and 250V, 15A and 20A receptacles shall be listed as weather resistant type per NEC Article 406.8, "Receptacles in Damp and Wet Locations".



Weather Resistant



These symbols appear throughout this catalog for easy identification.



Homes



Hotels



Waiting Rooms



Day Care Centers

What Do These Code Requirements Mean?

Tamper-Resistant (TR) receptacles incorporate internal mechanisms to limit access to energized internal components.

This new TR requirement is mandatory for use in dwelling unit outlets. There are also many other applications where the use of TR receptacles can provide an additional level of electrical safety.

Weather-Resistant (WR) receptacles installed outdoors and in other wet and damp locations are subject to more demanding temperature variations, direct sunlight and unusual mechanical abuse than those in a typical dry environment. Hubbell's WR receptacles are designed to withstand these environments and conditions.



Washdown Areas




Transit Centers



Amusement Parks



Open Air Markets




NEC® is a registered trademark of the National Fire Protection Association (NFPA).



Straight Blade Devices Commercial Specification Grade Receptacles

Features and Benefits



DR20I

- Installation ease.
 - Self-grounding staple.
- Durable construction.
 - Nylon face and base.
- Installation ease.
 - Easy access split circuit tab.
 - Fork terminal capable.
- Modern architectural appearance.
 - Style Line® Decorator Face.
- Sturdy construction.
 - Wrap-around galvanized steel straps.



Tamper Resistant



DR20GRYTR



BR15I

- Installation ease.
 - Single tab breakoff ears.
 - Self-grounding staple.
- Durable construction.
 - Nylon face and base.
- Installation ease.
 - Easy access split circuit tab.
 - Fork terminal capable.
 - Oversized terminal screws.
- Sturdy construction.
 - Wrap-around galvanized steel straps.



CR15TR

Straight Blade Devices 15 and 20 Ampere, 125 Volts

2 Pole, 3 Wire Grounding

Commercial Specification Grade Duplex Receptacles





15A 125V
NEMA 5-15R
UL CSA
0.5 HP



20A 125V
NEMA 5-20R
UL Listed
1 HP

Receptacles

Commercial, Specification Grade, Duplex, Side and Back Wired

Description	Color	Catalog Numbers	
Side and back wired, commercial.	Almond	BR15AL	BR20AL
	Black	BR15BLK	BR20BLK
	Brown	BR15	BR20
	Gray	BR15GRY	BR20GRY
	Ivory	BR15I	BR20I
	Light Almond	BR15LA	BR20LA
	Office White	BR15OW	BR20OW
	White	BR15WHI	BR20WHI
 Tamper Resistant.*	Almond	BR15ALTR	BR20ALTR
	Black	BR15BLKTR	BR20BLKTR
	Brown	BR15TR	BR20TR
	Gray	BR15GRYTR	BR20GRYTR
	Ivory	BR15ITR	BR20ITR
	Light Almond	BR15LATR	BR20LATR
	White	BR15WHITR	BR20WHITR
	 Weather Resistant.	Almond	BR15ALWR
Black		BR15BLKWR	BR20BLKWR
Brown		BR15WR	BR20WR
Gray		BR15GRYWR	BR20GRYWR
Ivory		BR15IWR	BR20IWR
Light Almond		BR15LAWR	BR20LAWR
White		BR15WHIWR	BR20WHIWR
Weather and Tamper Resistant.*		Almond	BR15ALWRTR
	Black	BR15BLKWRTR	BR20BLKWRTR
	Brown	BR15WRTR	BR20WRTR
	Gray	BR15GRYWRTR	BR20GRYWRTR
	Ivory	BR15IWRTR	BR20IWRTR
	Light Almond	BR15LAWRTR	BR20LAWRTR
White	BR15WHIWRTR	BR20WHIWRTR	

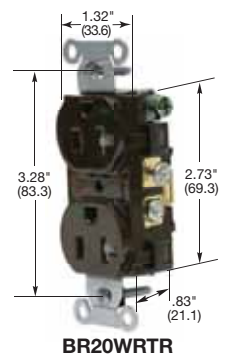

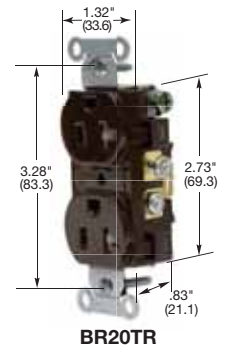

Notes: See page A-44 for accessories.

See Section K for wallplates.




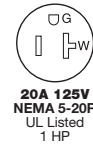
See page A-15 for NEC® Tamper and Weather Resistant Code Requirements.

See page A-55 for technical information.

*Tamper-resistant devices are not Fed. Spec. Listed.





Straight Blade Devices
15 and 20 Ampere, 125 Volts
 2 Pole, 3 Wire Grounding
Commercial Style Line® Decorator Receptacles



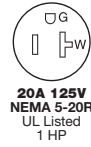

Receptacles

Commercial Specification Grade Duplex, Side and Back Wired

Description	Color	Catalog Numbers	
Side and back wired.	Almond	DR15AL	DR20AL
	Black	DR15BLK	DR20BLK
	Brown	DR15	DR20
	Gray	DR15GRY	DR20GRY
	Ivory	DR15I	DR20I
	Light Almond	DR15LA	DR20LA
	Office White	DR15OW	DR20OW
	White	DR15WHI	DR20WHI
 Tamper Resistant.*	Almond	DR15ALTR	DR20ALTR
	Black	DR15BLKTR	DR20BLKTR
	Brown	DR15TR	DR20TR
	Gray	DR15GRYTR	DR20GRYTR
	Ivory	DR15ITR	DR20ITR
	Light Almond	DR15LATR	DR20LATR
	White	DR15WHITR	DR20WHITR
	 Weather and Tamper Resistant.*	Almond	DR15ALWRTR
Black		DR15BLKWRTR	DR20BLKWRTR
Brown		DR15WRTR	DR20WRTR
Gray		DR15GRYWRTR	DR20GRYWRTR
Ivory		DR15IWRTR	DR20IWRTR
Light Almond		DR15LAWRTR	DR20LAWRTR
White		DR15WHIWRTR	DR20WHIWRTR


Notes: See page A-44 for accessories.
 See Section K for wallplates.
 See page A-15 for NEC® Tamper and Weather Resistant Code Requirements.
 See page A-55 for technical information.
 *Tamper-resistant devices are not Fed. Spec. Listed.




Straight Blade Devices
15 and 20 Ampere, 125 Volts
 2 Pole, 3 Wire Grounding
Commercial Specification Grade Duplex Receptacles



Receptacles

Commercial, Specification Grade, Duplex, Side Wired Only

Description	Color	Catalog Numbers	
Smooth nylon face.	Almond	CR15AL	CR20AL
	Black	CR15BLK	CR20BLK
	Brown	CR15	CR20
	Gray	CR15GRY	CR20GRY
	Ivory	CR15I	CR20I
	Light Almond	CR15LA	CR20LA
	Office White	CR15OW	CR20OW
	White	CR15WHI	CR20WHI
 Tamper resistant.*	Almond	CR15ALTR	CR20ALTR
	Black	CR15BLKTR	CR20BLKTR
	Brown	CR15TR	CR20TR
	Gray	CR15GRYTR	CR20GRYTR
	Ivory	CR15ITR	CR20ITR
	Light Almond	CR15LATR	CR20LATR
	White	CR15WHITR	CR20WHITR
	Finder groove.	Almond	CRF15AL
Black		CRF15BLK	CRF20BLK
Brown		CRF15	CRF20
Gray		CRF15GRY	CRF20GRY
Ivory		CRF15I	CRF20I
Light Almond		CRF15LA	CRF20LA
Office White		CRF15OW	CRF20OW
White		CRF15WHI	CRF20WHI



Notes: See page A-44 for accessories.
 See Section K for wallplates.
 See page A-15 for NEC® Tamper and Weather Resistant Code Requirements.
 See page A-55 for technical information.
 *Tamper-Resistant devices are not Fed. Spec. Listed.

Straight Blade Devices

4-PLEX® Receptacles

Features and Benefits



Mounts directly to 4-inch square box.

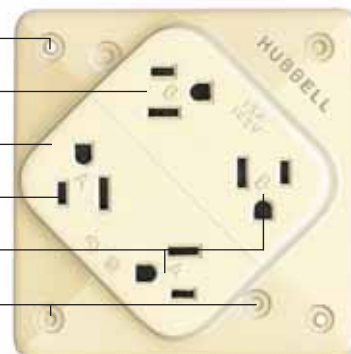
Unique face design accepts up to four straight, angle or molded plugs.

Heavy duty, impact resistant housing.

Heavy duty, triple wipe, brass power and ground contacts.

“A” and “B” circuit identification molded into face.

Removable knockouts for mounting to octagon concrete ring or box.




Snub hole for fast, easy terminations.

Easily accessible break-off tabs for split circuit wiring.

Three conductors energize all four outlets.

Large #8 combination Robertson head terminal screws for ease of wiring.



Four-in-One Receptacle

4-PLEX is a perfect solution for outlet scarce locations. This receptacle can be mounted on a single or 2-gang flush outlet box or on a non-metallic portable box for temporary power applications. If mounted on a 4-inch square box, this product complies with NEC® Article 406.4 (B). Available in industrial grade, hospital grade, isolated ground and surge protected versions. Accessories include mounting plates and portable outlet boxes.

NEC® is a registered trademark of the National Fire Protection Association (NFPA).

Straight Blade Devices
15 and 20 Ampere, 125 Volts
 2 Pole, 3 Wire Grounding



15A 125V
 NEMA 5-15R
 UL CSA
 0.5 HP



20A 125V
 NEMA 5-20R
 UL Listed
 1 HP

4-PLEX® Receptacles

Over Size Robertson/Slotted Head Terminal Screws

Description	Color	Catalog Numbers	
Specification grade.	Black	HBL415BK	HBL420BK
	Brown	HBL415	HBL420
	Gray	HBL415GY	HBL420GY
	Ivory	HBL415I	HBL420I
	White	HBL415W	HBL420W
Isolated ground. ⁽¹⁾	Orange	IG415	IG420
Surge suppression.	Blue	HBL415S	HBL420S
	Ivory	HBL415IS	HBL420IS

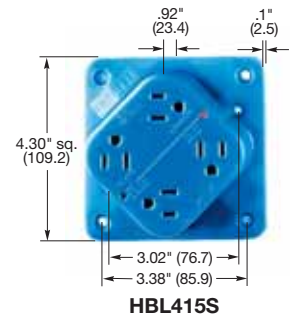

Notes: Horsepower ratings are AC only.

See page A-56 for technical information.

4-PLEX Receptacles are of a non-metallic design. Product is supplied with isolated ground symbol stickers. Apply if needed.

Mounts to 4-inch square box.

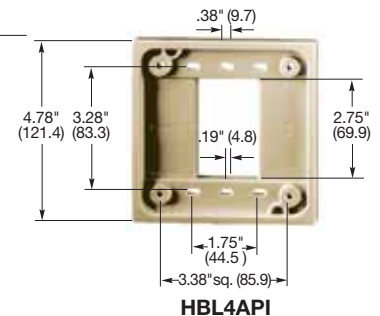

(1) See Section J for complete line of isolated ground devices.



Accessories

Description	Color	Catalog Numbers
4-PLEX Adapter Plates for 1- and 2- gang.	Blue	HBL4APBL
	Brown	HBL4AP
	Gray	HBL4APGY
	Ivory	HBL4API
	Orange	HBL4APO
	Red	HBL4APR
4-PLEX Portable Box. Portable 4 in. (101.6) square box with cord grip. Accepts up to .66 in. (16.8) diameter cord.	Black	HBL4PBBK
	Brown	HBL4PB
	Ivory	HBL4PBI

Notes: 4-PLEX Box is not UL listed. UL listing does not apply when 4-PLEX Receptacle is used with 4-PLEX Box in extension cord application. Supplied with one cord clamp.



Straight Blade Devices
Insulgrip® Plugs and Connectors



Straight Blade Devices

Insulgrip® 15 and 20 Ampere Plugs and Connectors

Featuring Integral VARI-SIZE® Cord Grip

Individually molded face for each blade configuration keeps debris out of plug interior.


Roomy wiring chamber provides ample space for wiring.

Individual wiring terminals completely enclosed in their own separate chambers.

Powerful, offsetting cord grips clamp on individual conductors and outer cord jacket to prevent strain on terminals.

Ribbed nylon housing is impact and chemical resistant.

Beveled housing prevents snagging when dragged across uneven surfaces.



Integral VARI-SIZE® insert adjusts to a wide range of cord sizes: .23 to .72 inch (5.8 to 18.3).



Multiple drive screws provide screwdriver versatility. Pocketed recess for cord grip screws deter slippage of the screwdriver.



VARI-SIZE® pointer set to "smaller than gauge" position. Cord diameter range is .23 to .36 inch (5.8 to 9.0). Accepts slotted and Phillips head drivers.



Transparent angled wiring entrance holes permit "straight in" conductor insertion.



Catalog number is visible on the device while in use for easy identification.



Powerful offsetting cord grips clamp on individual conductors and outer cord jacket to prevent strain on terminations.

Straight Blade Devices

Valise® Plugs and Connectors

Features and Benefits



Two captive multiple drive assembly screws.

Totally insulated impact and crush resistant nylon body.

Nylon webs are provided to make wiring quick and easy by joining the three sections together during assembly.

Unique patented clamp type terminals provide a superior electrical connection by "bundling" the conductor strands when clamps are tightened.

Eight specially designed load bearing locking lugs insure a positive fit as the blade holder and sides are closed.

Powerful cord grips prevent conductor slippage and strain on wiring terminals.

Removable cord inserts. Device accommodates a wide range of cord sizes – .220" - .660" (5.6-16.8).



Straight Blade Devices

Elastogrip® High Visibility Yellow Plugs and Connectors

Features and Benefits

Watertight Plug

Multiple drive “U-Drive” fast lead body assembly screws.

Neoprene bushing keeps water and dust out.

Color coded Kellems GOTCHA® rings provide increased cord retention.

Thermoplastic elastomer housing resists weathering caused by ultraviolet rays and ozone better than rubber. Also oil and chemical resistant.

Three separate transparent wiring chambers allow for visual inspection.



Watertight Connector Body

Closure plug seals connector body when disconnected from plug.

Integral weatherproofing shroud seals connection between plug and connector.

Pretensioned “bypass” design female contacts for abuse resistance and reliability.

Nylon compression nut keeps water and dust from getting into the body around the cord.



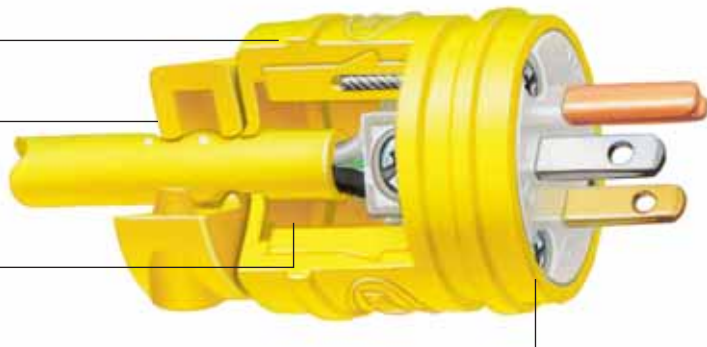
Dust Tight Plug

Thermoplastic elastomer housing.

Powerful nylon cord grip prevents strain on terminals.

Dust and moisture seal keeps out liquids, metal filings and other foreign materials.

Multiple drive “U-Drive” fast lead body assembly screws.



Straight Blade Devices
15 and 20 Ampere, 125 Volts
 2 Pole, 3 Wire Grounding
Insulgrip®, Elastogrip® and Valise® Plugs



15A 125V
 NEMA 5-15P
 UL CSA

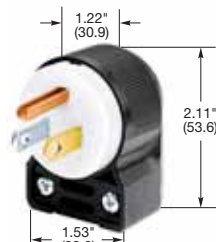


20A 125V
 NEMA 5-20P
 UL CSA


IP20
 SUITABILITY



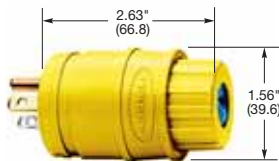
HBL5266C



HBL5266CA



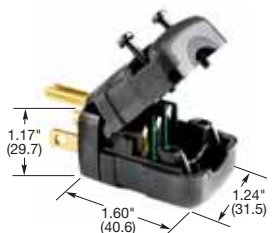
HBL1447



HBL14W47



HBL5965VY



HBL5966VBLK

Plugs

Insulgrip

Description	Cord Diameter	Catalog Numbers	
Black and white nylon.	.230"-.720" (5.8-18.3)	HBL5266C	HBL5366C
Blue and white nylon.	.230"-.720" (5.8-18.3)	HBL5266CBL	-
Black nylon extra large cord clamp.	.360"-.720" (9.1-18.3)	HBL5266EBK	HBL5366EBK
Corrosion resistant yellow nylon.	.230"-.720" (5.8-18.3)	HBL52CM66C	HBL53CM66C
8-position angle plug, black and white nylon.	.325"-.655" (8.3-16.6)	HBL5266CA	HBL5366CA
8-position angle plug, transparent enclosure.	.325"-.655" (8.3-16.6)	HBL5266CAT	-
Anchor lock, black & white nylon. ⁽¹⁾	.230"-.720" (5.8-18.3)	HBL5280C	-
Anchor lock, corrosion resistant yellow nylon. ⁽¹⁾	.230"-.720" (5.8-18.3)	HBL52CM80C	-
Finger grip, black neoprene, combination screws. CSA only.	.312"-.468" (7.9-11.9)	HBL5921	-
Fusible, black vinyl housing, slotted screws. CSA only.	.296"-.625" (7.5-15.9)	HBL5299	-

IP20 and IP55
 SUITABILITY

Elastogrip®

Description	Cord Diameter	Catalog Numbers	
Yellow elastomer, dust tight.	.300"-.655" (7.6-16.6)	HBL1447	HBL1433
Yellow elastomer, watertight.	.300"-.655" (7.6-16.6)	HBL14W47*	HBL14W33*

IP20
 SUITABILITY

Valise®

Description	Cord Diameter	Catalog Numbers	
Yellow nylon.	.220"-.660" (5.6-16.8)	HBL5965VY	HBL5364VY
Black nylon.	.220"-.660" (5.6-16.8)	HBL5965VBLK	HBL5364VBK
Gray nylon.	.220"-.660" (5.6-16.8)	HBL5965VGY	-
Orange nylon, sold in bulk pack of 50.	.220"-.660" (5.6-16.8)	HBL515PVO	-
Insulation displacement terminals, black nylon.	.230"-.360" (5.8-9.1)	HBL5966VBLK	-
Insulation displacement terminals, yellow nylon.	.230"-.360" (5.8-9.1)	HBL5966VY	-

Notes: Horsepower ratings listed are AC only.

*Watertight plugs IP55 suitability when installed and used properly with mating Elastogrip watertight connector bodies.

See page A-45 for accessories.

(1) UL Component Listed only. Not for general use applications.



Straight Blade Devices
15 and 20 Ampere, 125 Volts
 2 Pole, 3 Wire Grounding
Insulgrip®, **Elastogrip®** and **Valise®** Connector Bodies



IP20
SUITABILITY



15A 125V
NEMA 5-15R
UL CSA
0.5 HP



20A 125V
NEMA 5-20R
UL CSA
1 HP

Connector Bodies

Insulgrip®

Description	Cord Diameter	Catalog Numbers	
Black and white nylon.	.230"-.720" (5.8-18.3)	HBL5269C	HBL5369C
Black nylon extra large cord clamp.	.360"-.720" (9.1-18.3)	HBL5269EBK	HBL5369EBK
Corrosion resistant yellow nylon.	.230"-.720" (5.8-18.3)	HBL52CM69C	HBL53CM69C

Notes: See page A-45 for accessories.



IP20 and IP55
SUITABILITY

Elastogrip®

Description	Cord Diameter	Catalog Numbers	
Yellow elastomer, dust tight.	.300"-.655" (7.6-16.6)	HBL1547	HBL1533
Yellow elastomer, watertight.	.300"-.655" (7.6-16.6)	HBL15W47*	HBL15W33*

IP20
SUITABILITY

Valise®

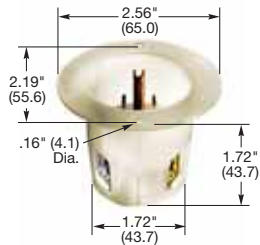
Description	Cord Diameter	Catalog Numbers	
Yellow nylon.	.220"-.660" (5.6-16.8)	HBL5969VY	HBL5369VY
Black nylon.	.220"-.660" (5.6-16.8)	HBL5969VBLK	HBL5369VBK
Gray nylon.	.220"-.660" (5.6-16.8)	HBL5969VGY	-
Orange nylon, sold in bulk pack of 50.	.220"-.660" (5.6-16.8)	HBL515CVO	-
Insulation displacement terminals, black nylon.	.230"-.360" (5.8-9.1)	HBL5963VBK	-
Insulation displacement terminals, yellow nylon.	.230"-.360" (5.8-9.1)	HBL5963VY	-

Notes: Connector bodies are not HP rated.

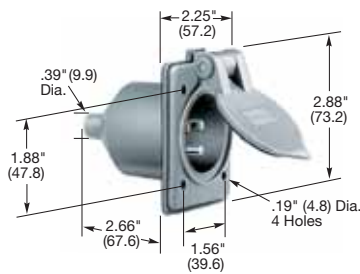
*Watertight connectors IP55 suitability when closure plug inserted or when installed and used properly with mating Elastogrip watertight plug.
 See page A-45 for accessories.



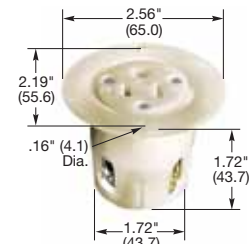
Straight Blade Devices
15 and 20 Ampere, 125 Volts
 2 Pole, 3 Wire Grounding
Insulgrip® Flanged Inlets and Receptacles



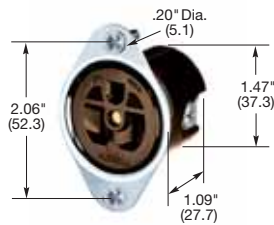
HBL5278C



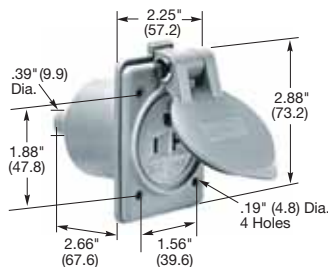
HBL61CM64



HBL5279C



HBL5256



HBL61CM65



15A 125V
 NEMA 5-15P
 UL CSA



20A 125V
 NEMA 5-20P
 UL CSA

Flanged Inlets

Description	Catalog Numbers	
Nylon casing, back wired.	HBL5278C	HBL5378C
Weatherproof, gray, with lift cover and multiple drive screws.	HBL61CM64	
Weatherproof, black, with lift cover and boot, multiple drive screws.	HBL61CM64BK	-
Stainless steel flange, phenolic body, miniature style, for molded on connectors only, multiple drive screws.	HBL5240*	-

*Notes: *Specially designed to accept "molded-on" connector bodies. Catalog number HBL5240 will not accept re-wireable size connector bodies listed in this catalog or molded connectors having a "rejection obstruction" as required by Underwriters Laboratories Inc. standard #817 cord sets and power supply cords" effective 7/1/81. See page A-45 for accessories.*



15A 125V
 NEMA 5-15R
 UL CSA
 0.5 HP



20A 125V
 NEMA 5-20R
 UL CSA
 1 HP

Flanged Receptacles

Description	Catalog Numbers	
Nylon casing, back wired.	HBL5279C	HBL5379C
Stainless steel flange, phenolic body, covered terminals, multiple drive screws.	HBL5279	-
Stainless steel flange, brown phenolic (mounting screws packed separately).	HBL5256	-
Weatherproof, gray nylon, with lift cover and boot, multiple drive screws.	-	HBL61CM65*

*Notes: *Not CSA Certified. See page A-45 for accessories.*

Straight Blade Devices 15 and 20 Ampere, 250 Volts

2 Pole, 3 Wire Grounding

HBL® Extra Heavy Duty, Specification Grade Receptacles



15A 250V
NEMA 6-15R
UL CSA
1.5 HP



20A 250V
NEMA 6-20R
UL CSA
2 HP

Receptacles

HBL® Extra Heavy Duty, Specification Grade, Duplex

Description	Color	Catalog Numbers	
Flush, nylon face, back and side wired, multiple drive screws.	Black	-	HBL5462BK
	Brown	HBL5662	HBL5462
	Gray	-	HBL5462GY
	Ivory	HBL5662I	HBL5462I
	Red	-	HBL5462R
Isolated ground. ⁽¹⁾	Orange	IG5662	IG5462

HBL® Extra Heavy Duty, Specification Grade, Single

Description	Color	Catalog Numbers	
Flush, nylon face, back & side wired.	Brown	HBL5661	HBL5461
	Ivory	HBL5661I	HBL5461I
Isolated ground. ⁽¹⁾	Orange	IG5661	IG5461
Panel mount 1.94 in. (49.3) centers.	Brown	HBL5684	-
Ring terminal connection.	Brown	HBL5661RT	-

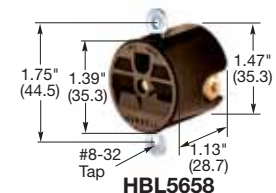
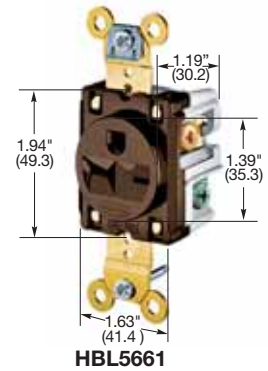


HBL® Extra Heavy Duty, Specification Grade Duplex and Panel Mount, Single

Description	Color	Catalog Numbers	
Flush, nylon face, side wired only.	Brown	HBL5652	-
	Ivory	HBL5652I	-
Panel mount 1.75 in. (44.5) centers.	Brown	HBL5658	-

Notes: HP ratings are AC only.

See page A-44 for accessories.

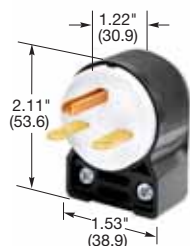
(1) See Section J for full line of isolated ground devices.



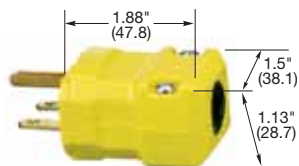
Straight Blade Devices
15 and 20 Ampere, 250 Volts
 2 Pole, 3 Wire Grounding
Insulgrip® Plugs and Flanged Inlets



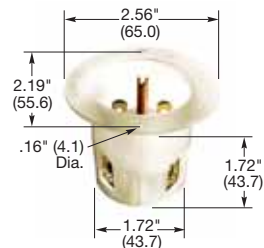
HBL5666C



HBL5666CA



HBL5666VY



HBL5678C



15A 250V
 NEMA 6-15P
 UL CSA
 1.5 HP



20A 250V
 NEMA 6-20P
 UL CSA
 2 HP

Plugs

15 and 20 Ampere

Description	Cord Diameter	Catalog Numbers	
Insulgrip® Plug, black and white nylon.	.230"-.720" (5.8-18.3)	HBL5666C	HBL5466C
Insulgrip® Plug, corrosion resistant, yellow nylon.	.230"-.720" (5.8-18.3)	HBL5666VY	HBL5464VY
8-Position Insulgrip® Angle Plug, black and white nylon.	.325"-.655" (8.3-16.6)	HBL5666CA	HBL5466CA
Valise® Plug, yellow nylon.	.220"-.660" (5.6-16.8)	HBL5666VY	HBL5464VY

Note: See page A-45 for accessories.



15A 250V
 NEMA 6-15P
 UL CSA



20A 250V
 NEMA 6-20P
 UL CSA

Insulgrip® Flanged Inlets

Description	Catalog Numbers	
Nylon casing, back wired.	HBL5678C	HBL5478C

Notes: Flanged inlets are not HP rated.
 See page A-45 for accessories.

Straight Blade Devices

15 and 20 Ampere, 250 Volts

2 Pole, 3 Wire Grounding

Insulgrip® and Valise® Connector Bodies and Flanged Receptacles



NEMA 6-15R
15A 250V
UL CSA




NEMA 6-20R
20A 250V
UL Listed

Connector Bodies


Insulgrip®

Description	Cord Diameter	Catalog Numbers	
Insulgrip® Connector Body, black and white nylon, multiple drive screws.	.230"-.720" (5.8-18.3)	HBL5669C	HBL5469C
Valise® Connector Body, yellow nylon.	.220"-.660" (5.6-16.8)	HBL5669VY	HBL5469VY

Note: See page A-45 for accessories.



HBL5669C



HBL5669VY

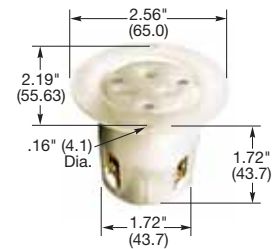
Flanged Receptacles

Description	Catalog Numbers	
Nylon casing, multiple drive screws.	HBL5679C	HBL5479C
Stainless steel flange, brown phenolic housing (mounting screws packaged separately).	HBL5656	-

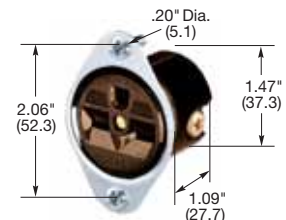
Notes: Connector bodies are not HP rated.

*Watertight connectors IP55 suitability when closure plug inserted or when installed and used properly with mating Elastogrip watertight plug.

See page A-45 for accessories.



HBL5679C

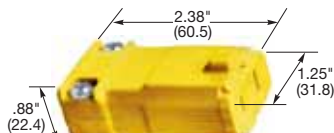
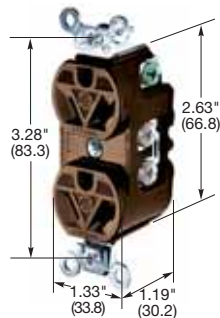
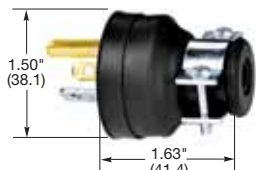
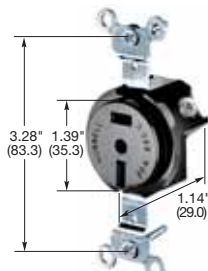


HBL5656

Straight Blade Devices

15 and 20 Ampere, 125, 250 Volts and 277 Volts AC

2 Pole, 2 Wire Non-Grounding and 2 Pole, 3 Wire Grounding

Plugs, Connector Bodies and Receptacles**HBL5865VY****HBL5869VY****HBL5302****HBL5929****HBL9758VY****HBL5552B****15A, 125V
2 Pole, 2 Wire
Valise® Plugs****IP20**
SUITABILITY**15A 125V
NEMA 1-15R
UL CSA
0.5 HP****15A 125V
NEMA 1-15P
UL CSA
0.5 HP**

Description	Cord Diameter	Catalog Numbers	
Yellow nylon, non-polarized.	.218"-.385" (5.5-9.8)	-	HBL5865VY
Yellow nylon, polarized.	.218"-.385" (5.5-9.8)	-	HBL5866VY

Valise® Connector Bodies

Description	Cord Diameter	Catalog Numbers	
Yellow nylon.	.218"-.385" (5.5-9.8)	HBL5869VY	-

**15A, 277V
2 Pole, 3 Wire
Plug****15A 277V AC
NEMA 7-15R
UL CSA
2 HP****15A 277V AC
NEMA 7-15P
2 HP**

Description	Cord Diameter	Catalog Numbers	
Finger grip, black elastomer.	.312"-.468" (7.9-11.9)	-	HBL5929*

Receptacle, Duplex

Description	Catalog Numbers
Flush, brown, back & side wired.	HBL5302 -

Notes: Horsepower ratings are AC only.

*Not UL listed.

See page A-44 for accessories.

**20A, 250V
2 Pole, 2 Wire
Valise® Plugs****IP20**
SUITABILITY**20A 250V
NEMA 2-20R
UL Listed
2 HP****20A 250V
NEMA 2-20P
UL Listed
2 HP**

Description	Cord Diameter	Catalog Numbers	
Yellow nylon.	.220"-.660" (5.6-16.8)	-	HBL9758VY

Receptacle, Single

Description	Catalog Numbers
Black phenolic.	HBL5552B -

Notes: Horsepower ratings are AC only and apply to plugs and receptacles only.

See page A-44 for accessories.

Straight Blade Devices

20 Ampere, 125/250 Volts and 3Ø 250 Volts AC

3 Pole, 3 Wire Non-Grounding; 3 Pole, 4 Wire Grounding; 4 Pole 4 Wire Non-Grounding

Receptacles and Plugs



20A, 125/250V 3 Pole, 3 Wire Non-Grounding Receptacles and Plugs

IP20
SUITABILITY



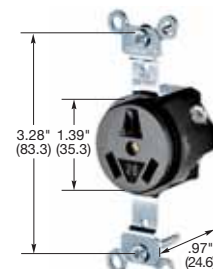
**20A 125V/250V
NEMA 10-20R**
UL Listed
2(1) HP



**20A 125V/250V
NEMA 10-20P**
UL Listed
2(1) HP

Description	Cord Diameter	Catalog Numbers
Receptacle, black phenolic.	-	HBL6810
Plug, Insulgrip®, nylon.	.385"-.780" (9.8-19.8)	- HBL9977C

Notes: Horsepower ratings listed above are AC only.
Horsepower ratings not in parentheses are phase to phase (208 to 240V AC).
Those in parentheses are phase to neutral (120V AC).
See page A-44 for accessories.



HBL6810



HBL9977C



20A, 125/250V 3 Pole, 4 Wire Grounding Receptacles and Plugs

IP20
SUITABILITY




**20A 125V/250V
NEMA 14-20R**
UL CSA
2(1) HP



**20A 125V/250V
NEMA 14-20P**
UL CSA
2(1) HP

Description	Cord Diameter	Catalog Numbers
Receptacle, black nylon body, back & side wired.	-	HBL8410
Plug, nylon, angle 4-position.	.390"-.775" (9.9-19.7)	- HBL8411C

Note: See page A-44 for accessories.



HBL8410



HBL8411C



20A, 3Ø 250V AC 3 Pole, 4 Wire Grounding Receptacles and Plugs

IP20
SUITABILITY



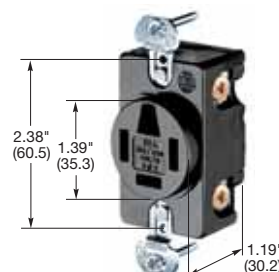
**20A 3Ø 250V AC
NEMA 15-20R**
UL CSA
3 HP



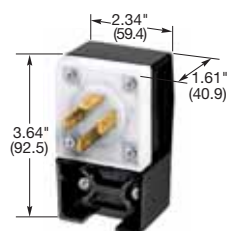
**20A 3Ø 250V AC
NEMA 15-20P**
UL CSA
3 HP

Description	Cord Diameter	Catalog Numbers
Receptacle, black nylon body, back & side wired.	-	HBL8420
Plug, nylon, angle 4-position.	.390"-.775" (9.9-19.7)	- HBL8421C

Notes: See page A-44 for accessories.
Horsepower ratings listed above are AC only.
Horsepower ratings not in parentheses are phase to phase (208 to 240V AC).
Horsepower ratings in parentheses are phase to neutral (120V AC).



HBL8420



HBL8421C



20A, 3ØY 120/208V AC 4 Pole, 4 Wire Non-Grounding Receptacles and Plugs

IP20
SUITABILITY



**20A 3ØY 120/208V AC
NEMA 18-20R**
UL Listed
2 HP



**20A 3ØY 120/208V AC
NEMA 18-20P**
UL Listed
2 HP

Description	Cord Diameter	Catalog Numbers
Receptacle, black nylon body.	-	HBL7250
Plug, nylon, angle, 4-position.	.390"-.775" (9.9-19.7)	- HBL7251C

Notes: Horsepower ratings are phase to phase (208 to 240V AC).
Weatherproof boots for plugs not available.
See page A-44 for accessories.


Straight Blade Devices

16 Ampere, 250 Volts AC International


2 Pole, 3 Wire Grounding

**20 Ampere, 250 Volts AC North American Rated
IEC 320 Appliance Couplers****H320P****IP20**
SUITABILITY**Plug IEC 320 Compatible**


Description	Catalog Numbers
20/16A 250V AC IEC straight blade.	H320P

**H320B****Inlets**

Description	Catalog Numbers
20/16A 250V AC IEC straight blade.	H320B
20/16A 250V AC IEC straight blade with retention clamp.	H320BL

**H320BL****IP20**
SUITABILITY**Connector**


Description	Catalog Numbers
20/16A 250V AC IEC straight blade.	H320C

**H320C****Receptacle IEC 320 Compatible**

Description	Catalog Numbers
20/16A 250V AC IEC straight blade. For Ring Terminal connection.	H320R H320RRT†

Note: See page A-59 for technical information.

†Not UL Listed.

**H320R**

Straight Blade Devices

15 and 20 Ampere, 125 and 250 Volts

2 Pole, 3 Wire Grounding

Hazardous Location Receptacles, Plugs, Boxes and Accessories



Acceptor® Hazardous Location Receptacles



20A 125V
NEMA 5-20R
UL CSA

Description	Catalog Numbers
Explosion and dust ignition proof. Class I, Div. 1 & 2, Groups C, D Class II, Div. 1 & 2, Groups F, G Class III NEMA® 3, 7 B C D, 9 F G	UGRO20231 UGRA20231*

*UGRA version includes an adapter plate for mounting to Crouse-Hinds® EDS series and Appleton® EFD series back boxes. UL Listed for Class 1, Div. 2, Groups B, C, D.



UGRO20231

Acceptor Hazardous Location Plugs

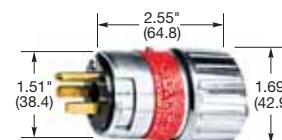


15A 125V
NEMA 5-15P
UL CSA



20A 125V
NEMA 5-20P
UL CSA

Description	Catalog Numbers
Explosion and dust ignition proof. Class I, Div. 1 & 2, Groups B, C, D Class II, Div. 1 & 2, Groups E, F, G Class III NEMA® 3, 7 B C D, 9 F G	UGP15231 UGP20231



UGP15231

SWB Series Boxes

Hub Size	Catalog Numbers	
	1-Gang Dead End	1-Gang Feed Thru
½ in. N.P.T.	SWB1	SWB4
¾ in. N.P.T.	SWB2	SWB5
Class I, Div. 1 & 2, Groups C, D Class II, Div. 1 & 2, Groups E, F, G Class III NEMA® 7 C D, 9 E F G		

Note: SWB series boxes will only accommodate Acceptor Series receptacles, not standard weatherproof covers.



SWB1



SWB5

NEMA® is a registered trademark of the National Electrical Manufacturers Association.

Straight Blade Devices
Heavy Duty Insulgrip®
 30, 50, 60 Amp
Plugs and Receptacles



Heavy duty cable grips handle a wide range of cable sizes to prevent conductor movement that can cause strain on the terminals.

Neoprene dust shields fit a variety of cable diameters to provide a reliable seal to keep dust out.

Supertough nylon housing provides high impact resistance.

Gripping ribs provide secure gripping area.

Reinforced thermoplastic polyester provides high impact and heat resistance.

Captive Allen head terminal screws are user-ready.

Catalog number, NEMA number, ratings and certifications molded in face.



Plated steel mounting plate provides corrosion resistance. Unit mounts in a 2-gang box.

One piece design power and ground contacts provide low operating temperatures.

Sequenced contacts assure protection for people and equipment.

Catalog number, NEMA number, ratings and certifications molded in face.



Four-wire receptacles: Floating "V" bottom contact lugs bundle strands to provide high contact pressure and low operating temperatures.

Captive Allen head terminal screws permit high torque and clamping pressure required for larger size conductors. User-ready.



Straight Blade Devices

30 Ampere, 125, 250 Volts, 277 Volts AC and 125/250 Volts

2 Pole, 3 Wire Grounding and 3 Pole, 3 Wire Non-Grounding

Single Receptacles and Plugs



30A, 125V 2 Pole, 3 Wire Grounding Receptacles and Plugs

IP20
SUITABILITY




30A 125V
NEMA 5-30R
UL CSA
2 HP



30A 125V
NEMA 5-30P
UL CSA
2 HP

Description	Cord Diameter	Catalog Numbers
Receptacle, black RTP.	-	HBL9308 -
Receptacle, orange, isolated ground. ⁽¹⁾	-	IG9308 -
Plug, nylon, angle, 4-position.	.625"-1.187" (15.9-30.1)	- HBL9309*



HBL9308

30A, 250V 2 Pole, 3 Wire Grounding Receptacles and Plugs

IP20
SUITABILITY

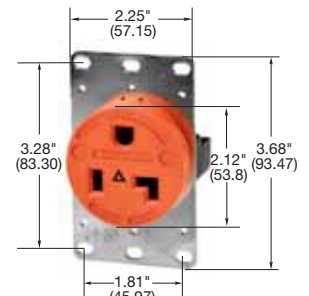


30A 250V
NEMA 6-30R
UL CSA
2 HP



30A 250V
NEMA 6-30P
UL CSA
2 HP

Description	Cord Diameter	Catalog Numbers
Receptacle, black RTP.	-	HBL9330 -
Receptacle, orange, isolated ground. ⁽¹⁾	-	IG9330 -
Plug, nylon, angle, 4-position	.625"-1.187" (15.9-30.1)	- HBL9331*



IG9308

30A, 277V 2 Pole, 3 Wire Grounding Receptacles and Plugs

IP20
SUITABILITY



30A 277V AC
NEMA 7-30R
UL CSA
3 HP



30A 277V AC
NEMA 7-30P
UL CSA
3 HP

Description	Cord Diameter	Catalog Numbers
Receptacle, black RTP.	-	HBL9315 -
Plug, nylon, angle, 4-position.	.625"-1.187" (15.9-30.1)	- HBL9319*



30A, 125/250V 3 Pole, 3 Wire Non-Grounding Receptacles and Plugs

IP20
SUITABILITY



30A 125/250V
NEMA 10-30R
UL Listed
2(2) HP



30A 125/250V
NEMA 10-30P
UL Listed
2(2) HP

Description	Cord Diameter	Catalog Numbers
Receptacle, black phenolic.	-	HBL9350 -
Receptacle, surface mount aluminum housing.	-	HBL9395 -
Plug, Insulgrip®, nylon.	.625"-1.00" (15.9-25.4)	- HBL9337C
Plug, nylon, angle, 4-position.	.625"-1.187" (15.9-30.1)	- HBL9333



HBL9331


Notes: (1) See Section J for complete line of isolated ground devices.

*Not Fed. Spec. Listed.

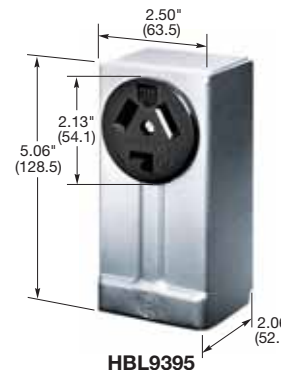
See page A-46 for accessories.



HBL9333



HBL9350




HBL9395

Straight Blade Devices

30 Ampere, 125/250 Volts, 3Ø 250 and 120/208 Volts AC

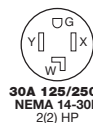
3 Pole, 4 Wire Grounding and 4 Pole, 4 Wire Non-Grounding
Single Receptacles and Plugs



HBL9430A

30A, 125/250V 3 Pole, 4 Wire Grounding Receptacles and Plugs

IP20
SUITABILITY



**30A 125/250V
NEMA 14-30R
2(2) HP**



**30A 125/250V
NEMA 14-30P
2(2) HP**

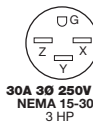
Description	Cord Diameter	Catalog Numbers
Receptacle, black RTP.	-	HBL9430A -
Plug, nylon.	.625"-1.310" (15.9-33.3)	- HBL9431C
Plug, nylon, angle, 4-position.	.625"-1.310" (15.9-33.3)	- HBL9432C



HBL9431C

30A, 3Ø 250V AC 3 Pole, 4 Wire Grounding Receptacles and Plugs

IP20
SUITABILITY



**30A 3Ø 250V AC
NEMA 15-30R
3 HP**



**30A 3Ø 250V AC
NEMA 15-30P
3 HP**

Description	Cord Diameter	Catalog Numbers
Receptacle, black RTP.	-	HBL8430A -
Plug, nylon.	.625"-1.310" (15.9-33.3)	- HBL8431C
Plug, nylon, angle, 4-position	.625"-1.310" (15.9-33.3)	- HBL8432C



HBL9432C

30A, 3ØY 120/208V AC 4 Pole, 4 Wire Non-Grounding Receptacles and Plugs



IP20
SUITABILITY




**30A 3ØY
120/208V AC
NEMA 18-30R
UL Listed
3 HP**



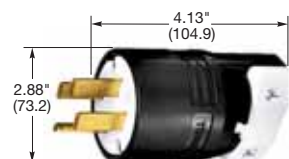
**30A 3ØY
120/208V AC
NEMA 18-30P
UL Listed
3 HP**

Description	Cord Diameter	Catalog Numbers
Receptacle, black RTP.	-	HBL8330A -
Plug, nylon.	.625"-1.310" (15.9-33.3)	- HBL8331C

Note: See page A-47 for accessories.



HBL8330A



HBL8331C

Straight Blade Devices

50 Ampere, 125, 250 Volts, 277 Volts AC and 125/250 Volts

2 Pole, 3 Wire Grounding and 3 Pole, 3 Wire Non-Grounding

Single Receptacles and Plugs



**50A, 125V
2 Pole, 3 Wire Grounding
Receptacles and Plugs**

IP20
SUITABILITY



50A 125V
NEMA 5-50R
UL CSA
2 HP



50A 125V
NEMA 5-50P
UL CSA
2 HP

Description	Cord Diameter	Catalog Numbers
Receptacle, black RTP.	-	HBL9360* -
Plug, nylon, angle, 4-position.	.625"-1.187" (15.9-30.2)	- HBL9361

Note: *For dimensions, see HBL9308 on page A-37.



**50A, 250V
2 Pole, 3 Wire Grounding
Receptacles and Plugs**

IP20
SUITABILITY




50A 250V
NEMA 6-50R
UL CSA
3 HP



50A 250V
NEMA 6-50P
UL CSA
3 HP

Description	Cord Diameter	Catalog Numbers
Receptacle, black RTP.	-	HBL9367 -
Plug, nylon, angle, 4-position.	.625"-1.187" (15.9-30.2)	- HBL9368



**50A, 277V AC
2 Pole, 3 Wire Grounding
Receptacles and Plugs**

IP20
SUITABILITY

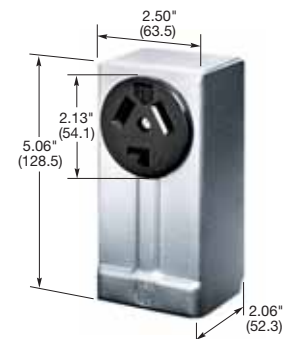


50A 277V AC
NEMA 7-50R
UL CSA
5 HP



50A 277V AC
NEMA 7-50P
UL CSA
5 HP

Description	Cord Diameter	Catalog Numbers
Receptacle, black RTP.	-	HBL9365 -
Plug, nylon, angle, 4-position.	.625"-1.187" (15.9-30.2)	- HBL9379



**50A, 125/250V
3 Pole, 3 Wire Non-Grounding
Receptacles, Connector Body and Plugs**

IP20
SUITABILITY



50A 125/250V
NEMA 10-50P
UL Listed
3(2) HP



50A 125/250V
NEMA 10-50R
UL Listed
3(2) HP

Description	Cord Diameter	Catalog Numbers
Receptacle, black phenolic.	-	HBL7962 -
Receptacle, surface mount aluminum housing.	-	HBL7940 -
Connector body, Insulgrip, nylon.	.625"-1.218" (15.9-30.9)	HBL7515C -
Plug, Insulgrip, nylon.	.625"-1.218" (15.9-30.9)	- HBL7513C
Plug, nylon, angle, 4-position.	.625"-1.187" (15.9-30.2)	- HBL7977

Note: See page A-46 for accessories.

Representative of surface mount receptacle




Straight Blade Devices

50 Ampere, 125/250 Volts, 3Ø 250 and 120/208 Volts AC

3 Pole, 4 Wire Grounding and 4 Pole, 4 Wire Non-Grounding

Single Receptacles and Plugs



HBL9450A

**50A, 125/250V
3 Pole, 4 Wire Grounding
Receptacles and Plugs**

IP20
SUITABILITY



**50A 125/250V
NEMA 14-50R
UL CSA
3(2) HP**



**50A 125/250V
NEMA 14-50P
UL CSA
3(2) HP**

Description	Cord Diameter	Catalog Numbers
Receptacle, black RTP.	-	HBL9450A -
Plug, nylon.	.625"-1.310" (15.9-33.3)	- HBL9451C
Plug, nylon, angle, 4-position.	.625"-1.310" (15.9-33.3)	- HBL9452C



HBL9451C

**50A, 3Ø 250V AC
3 Pole, 4 Wire Grounding
Receptacles and Plugs**

IP20
SUITABILITY




**50A 3Ø 250V AC
NEMA 15-50R
UL CSA
7.5 HP**



**50A 3Ø 250V AC
NEMA 15-50P
UL CSA
7.5 HP**

Description	Cord Diameter	Catalog Numbers
Receptacle, black RTP.	-	HBL8450A -
Plug, nylon.	.625"-1.310" (15.9-33.3)	- HBL8451C
Plug, nylon, angle, 4-position.	.625"-1.310" (15.9-33.3)	- HBL8452C



HBL9452C

**50A, 3ØY 120/208V AC
4 Pole, 4 Wire Non-Grounding
Receptacles and Plugs**



IP20
SUITABILITY




**50A 3ØY
120/208V AC
NEMA 18-50R
UL Listed
7.5 HP**



**50A 3ØY
120/208V AC
NEMA 18-50P
UL Listed
7.5 HP**

Description	Cord Diameter	Catalog Numbers
Receptacle, black RTP.	-	HBL8350A -
Plug, nylon, angle, 4-position.	.625"-1.310" (15.9-33.3)	- HBL8352C



HBL8350A

Notes: See page A-47 for accessories.
RTP is an abbreviation for reinforced thermoplastic polyester.

Straight Blade Devices

60 Ampere, 125/250 Volts, 3Ø 250 and 120/208 Volts AC

3 Pole, 4 Wire Grounding and 4 Pole, 4 Wire Non-Grounding

Single Receptacles and Plugs



**60A, 125/250V
3 Pole, 4 Wire Grounding
Receptacles and Plugs**

IP20
SUITABILITY



**60A 125/250V
NEMA 14-60R
UL CSA
3(2) HP**



**60A 125/250V
NEMA 14-60P
UL CSA
3(2) HP**

Description	Cord Diameter	Catalog Numbers	
Receptacle, black RTP.	-	HBL9460A	-
Plug, nylon.	.625"-1.310" (15.9-33.3)	-	HBL9461C
Plug, nylon, angle, 4-position.	.625"-1.310" (15.9-33.3)	-	HBL9462C



HBL9461C

**60A, 3Ø 250V AC
3 Pole, 4 Wire Grounding
Receptacles and Plugs**

IP20
SUITABILITY



**60A 3Ø 250V AC
NEMA 15-60R
UL CSA
10 HP**



**60A 3Ø 250V AC
NEMA 15-60P
UL CSA
10 HP**

Description	Cord Diameter	Catalog Numbers	
Receptacle, black RTP.	-	HBL8460A	-
Plug, nylon.	.625"-1.310" (15.9-33.3)	-	HBL8461C
Plug, nylon, angle, 4-position.	.625"-1.310" (15.9-33.3)	-	HBL8462C



HBL9462C

**60A, 3ØY 120/208V AC
4 Pole, 4 Wire Non-Grounding
Receptacles and Plugs**



IP20
SUITABILITY




**60A 3ØY
120/208V AC
NEMA 18-60R
UL Listed
7.5 HP**



**60A 3ØY
120/208V AC
NEMA 18-60P
UL Listed
7.5 HP**

Description	Cord Diameter	Catalog Numbers	
Receptacle, black RTP.	-	HBL7301A	-
Plug, nylon.	.625"-1.310" (15.9-33.3)	-	HBL7303C
Plug, nylon, angle, 4-position.	.625"-1.310" (15.9-33.3)	-	HBL7302C



HBL7301A

Note: See page A-47 for accessories.

RTP is an abbreviation for reinforced thermoplastic polyester.

Straight Blade Devices

DIN Rail Utility Box

15 & 20 Ampere

Complete Units and Component Parts


Hubbell's DIN Rail Utility Box offers a labor saving way to provide utility power to any control cabinet. Installing the DIN Rail Utility Box is as easy as snapping the box onto a 35mm DIN Rail and connecting the line, neutral and ground wires to the terminal block. Utility power for fans, lights, laptop computers, testers or any other power requirement. If load limiting is a concern, Hubbell's "CB" version comes with a 5 Amp circuit breaker that provides over-current protection to make sure that large loads are not drawn from the DIN Rail Utility Box. All Hubbell DIN Rail Utility Boxes may be mounted either vertically or horizontally on the DIN Rail; the "H" version comes with the terminal block mounted for easy wiring when the DIN Rail Utility Box is mounted horizontally.



15A 125V
NEMA 5-15F
UL CSA
0.5 HP



20A 125V
NEMA 5-20R
UL CSA
1 HP




DRUB15

Duplex Receptacles

Description	Color	Catalog Numbers	
Complete unit	Gray	DRUB15	DRUB20
Complete unit, horizontal mount	Gray	DRUB15H	-
Complete unit with 5A circuit breaker	Gray	DRUB15CB5	-
Complete unit with 5A circuit breaker, horizontal	Gray	DRUB15HCB5	-
Complete unit with aux	Gray	-	DRUB20AC
Complete unit with aux and 5A circuit breaker	Gray	-	DRUB20ACCB5
Complete unit with NEMA® 6-15R duplex (250V)	Gray	-	DRUB5462*

Notes: *DRUB5462 configuration not pictured.

NEMA® is a registered trademark of the National Electrical Manufacturers Association.



DRUBGF15AC

GFCI Duplex Receptacles

Description	Color	Catalog Numbers	
Complete unit	Gray	DRUBGF15	DRUBGF120
Complete unit, horizontal	Gray	DRUBGF15H	-
Complete unit with 5A circuit breaker	Gray	DRUBGF15CB5	-
Complete unit with 5A circuit breaker, horizontal	Gray	DRUBGF15HCB5	-
Complete unit with aux GFCI contacts	Gray	DRUBGF15AC	DRUBGF120AC
Complete unit, faceless with aux GFCI contacts	Gray	-	DRUBGF120BFAC

TVSS Duplex Receptacles


Description	Color	Catalog Numbers	
Complete unit	Gray	DRUBTVSS15	-

Isolated Ground⁽¹⁾ Duplex Receptacles

Description	Color	Catalog Numbers	
Complete unit	Gray	DRUBIG15	-

Toggle Switch Unit

Description	Color	Catalog Numbers	
CS1221 in complete unit with aux	Gray	DRUB1221AC	-
Complete unit with SW/REC	Gray	DRUB6404	-



DRUBTVSS15

DIN Rail Utility Box Components

Description	Color	Catalog Numbers	
Pre-wired kit without circuit breaker	Gray	DRUBKIT	
Pre-wired kit with circuit breaker	Gray	DRUBKITCB5	
Pre-wired kit with aux	Gray	DRUBKITAC	
Pre-wired kit with circuit breaker and aux	Gray	DRUBKITACCB5	
Switch plate only	Gray	KP1GY*	
Rectangular opening plate only	Gray	KP26GY*	
1.60 in. opening plate only	Gray	KP720GY*	
1.40 in. opening plate only	Gray	KP7GY*	
Duplex receptacle plate only	Gray	KP8GY*	

Notes: (1) See Section J for complete line of isolated ground devices.

*UL Listed, CSA Certified.

Straight Blade Devices

Miscellaneous and Combination Receptacles

2 Pole, 3 Wire Grounding

15 and 20 Ampere



15A 125V
NEMA 5-15R
UL CSA

Miscellaneous Receptacles

Description	Catalog Numbers
Receptacle, display type, brown phenolic, with .060 in. brass plate and blank flush plug.	HBL5236
Replacement receptacle for HBL5236.	HBL5236M2
Replacement threaded plug for HBL5236.	D5590401*
Receptacle, wooden floors, brown phenolic with .060 in. brass plate, blank flush plug and box.	HBL6236
Receptacle, clock hanger, brown with stainless steel plate.	HBL5235
Four outlet cluster, brown phenolic, steel cover, swivel hook. Cord grip range .296-.562 in. (7.5-14.3) cord not supplied.	HBL9259*

Note: *Not UL Listed or CSA certified.














HBL5236

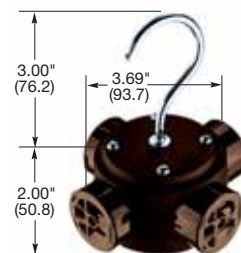


HBL5235


Special Combination Duplex Receptacles

Description	Catalog Numbers
15A, 125V  Brown RTP, 1 feed, 1 return, back/side wired	HBL4792
 Brown RTP, 2 feeds, 1 return, side wired	HBL4794
15A, 125V  Brown RTP, 2 feeds, 2 returns, side wired	HBL4795
15A, 250V  Brown nylon face, 2 circuit, back and side wired	HBL5292
 Ivory nylon face, 2 circuit, back and side wired	HBL5292I
15A, 125V  Brown nylon face, 2 circuit, back and side wired	HBL5492
 Ivory nylon face, 2 circuit, back and side wired	HBL5492I
20A, 125V  Brown RTP, 2 feeds, 1 return, common ground	HBL7371
10A, 250V  <i>Note: This device is not listed by Underwriters Laboratories Inc. nor CSA certified.</i>	
20A, 125V  Brown nylon, side and back wired	HBL5392
20A, 125V  <i>Note: This device will only accept 20A grounding plugs.</i>	

Note: RTP is an abbreviation for reinforced thermoplastic polyester.
See page A-44 for accessories.



HBL9259



HBL5292

Straight Blade Devices

Accessories

For 15 and 20 Ampere, 125 and 250 Volts and 277 Volts AC Devices



NP8

**Wallplates, 1-Gang**

Description	Color	Duplex Receptacles	Style Line® Receptacles	Single Receptacles with Face Dia. 1.39 in. (35.3)
Smooth nylon.	Almond	–	NP26AL	–
	Black	NP8BK	NP26BK	NP7BK
	Brown	NP8	NP26	NP7
	Gray	NP8GY	NP26GY	NP7GY
	Ivory	NP8I	NP26I	NP7I
	Light Almond	–	NP26LA	–
	Office White	NP8OW	NP26OW	NP7OW
	Orange	NP8OR	–	–
	Red	NP8R	NP26R	NP7R
	White	NP8W	NP26W	NP7W
	Stainless steel 302/304 satin, smooth, 1-gang.		SS8	SS26
		SB8	SB26	SB7
Brass .040 in. (1.02) smooth, 1-gang		SA8	–	SA7
Aluminum, anodized, smooth.				



NP7



SS7



HBL52CM22

Weatherproof Covers

Description	Duplex Receptacles	Single Receptacles with Face Dia. 1.39 in. (35.3)
RTP, gray, for FS/FD box mounting.	HBL5221	HBL7423WO
RTP, yellow, for FS/FD box mounting.	HBL52CM21	HBL74CM23WO
RTP, gray, for device mounting.	HBL5222	–
RTP, yellow, for device mounting.	HBL52CM22	–
Cast aluminum for FS/FD box mounting.	HBL5206WO	HBL7420
Cast aluminum for device mounting.	HBL5205WO	–

Notes: All weatherproof plates are UL Listed for Wet Locations.

Those with suffix WO are listed for use with cover open, all others with cover closed. Refer to Section K for more details on cover plates.

RTP is an abbreviation for reinforced thermoplastic polyester.



HBL5206WO



HBL7423WO

Straight Blade Devices

Accessories

For 15 and 20 Ampere, 125 and 250 Volts and 277 Volts AC Devices


IP44
 SUITABILITY

Weatherproof Covers
For Nylon Flanged Inlets & Flanged Receptacles

Description	Catalog Numbers
RTP, gray, for FS/FD box mounting.	WP1

Notes: Refer to Section K for more details on cover plates.
 RTP is an abbreviation for reinforced thermoplastic polyester.



WP1

IP55*
 SUITABILITY

Weatherproof Boots

Description	Catalog Numbers
Seal-Tite® triple seal, black elastomer cover for Insulgrip® plugs (HBL5266C style), when used in a cord set, and connector bodies (HBL5269C style), when used with flanged inlets.	HBL6017
Same as above except yellow.	HBL60CM17
Seal-Tite® triple seal black elastomer cover for Insulgrip® connector bodies when used in a cord set.	HBL6018
Same as above except yellow.	HBL60CM18
Closure plug, black.	HBL6019
Closure plug, yellow.	HBL60CM19

Notes: Boots are not UL Listed or CSA Certified.
 *IP55 when installed and used properly with mating components.



HBL6017



HBL6018

HBL60CM19
Shown with HBL6018
PLUGOUT® Device

Description	Catalog Numbers
Electrical plug lockout devices for 15 and 20A straight blade plugs.	HLDMP**
PLUGOUT® Lockout device for 20 & 30A Hubbell plugs and others.	HLD**

Notes: See Section U for complete details on lockout devices.
 **Not UL Listed or CSA Certified.



HLDMP

Inserts

Description	Catalog Numbers
Replacement cord grip inserts for Valise® device, (bag of 40).	HBLVCGBK**

Note: **Not UL Listed or CSA Certified.



HLD

Straight Blade Devices

Accessories

For 3 Wire 30 and 50 Ampere, 125 and 250 Volts and 277 Volts AC



SS723



Wallplates

Description	Catalog Numbers
Stainless steel, 302/304, smooth, 1-gang.	SS723
Stainless steel, 302/304, satin, smooth, 2-gang.	SS703
Aluminum, smooth, 1-gang.	SA723
Nylon, black, smooth, 1-gang.	NP724BK
Nylon, black, smooth, 2-gang.	NP703BK



SS703



IP44
SUITABILITY



HBL9420


Weatherproof Lift Covers

Description	Catalog Numbers
Cast aluminum for FS/FD box mounting for 30 amp.	HBL9420
Cast aluminum for FS/FD box mounting for 50 amp.	HBL9425

PLUGOUT® Device

Description	Catalog Numbers
Electrical plug lockout device for 30A, 50A and 60A devices.	HLD2

Note: See Section U for complete details on lockout devices.



HLD2

Straight Blade Devices

Accessories

For 4 Wire 30, 50 and 60 Ampere, 125/250 Volts, 3Ø250 and 3ØY120/208 Volts AC



Wallplates, 2-Gang

Description	Catalog Numbers
Brass .04 in. (1.0), brushed, smooth.	SB701



SS701



IP44
SUITABILITY

Weatherproof Lift Covers

Description	Catalog Numbers
RTP, gray, lift cover plate. Will fit FS/FD boxes having plate mounting hole 3.25 in. x 3.75 in. (82.5 x 95.2), centers. Only for use with receptacles on pages A-38 to A-41 with "A" suffix.	HBL7777A
Same as above except yellow.	HBL77CM77A

Note: RTP is an abbreviation for reinforced thermoplastic polyester.



HBL7777A

PLUGOUT® Device

Description	Catalog Numbers
Electrical plug lockout device for 30A, 50A and 60A devices.	HLD2

Note: See Section U for complete details on lockout devices.



HLD2

Technical Information

Tamper Resistant (TR) and Weather Resistant (WR)

NEC® Code Requirements



CR15TR

**Tamper-Resistant Receptacles**

Per the 2008 National Electrical Code (NEC®) Article 406.11; All 125 volt, 15 and 20 amp receptacles in dwelling units shall be a listed tamper resistant type. Dwelling units are defined as a single unit, providing complete and independent living facilities for one or more persons, including permanent provisions for living, sleeping, cooking and sanitation. Listed devices are required to have a TR marking on the face visible when installed without a cover plate.

Tamper-Resistant (TR) receptacles incorporate internal mechanisms to limit access to energized internal components.

This new TR requirement is mandatory for use in dwelling unit outlets. There are also many other applications where the use of TR receptacles can provide an additional level of electrical safety.



HBL52CM62I

**Weather-Resistant Receptacles**

Per the 2008 National Electrical Code (NEC®) Article 406.8; All 125 and 250 volt, 15 and 20 amp non-locking receptacles for use in damp or wet locations shall be a listed weather resistant type. Listed devices are required to have a WR marking on the face visible when installed.

Weather-Resistant (WR) receptacles installed outdoors and in other wet and damp locations are subject to more demanding temperature variations, direct sunlight and unusual mechanical abuse than those in a typical dry environment.

Note: The above TR and WR symbols appear throughout this section for easy identification of Tamper and Weather Resistant receptacles.



DR20GRYWR



BR15IWR

NEC® is a registered trademark of the National Fire Protection Association (NFPA).

Straight Blade Devices

Technical Information



HBL8200GY

Hospital Grade, Straight Blade Duplex Receptacles

Specifications

Receptacles	Part	Description
Typical Specification – Catalog No. HBL8200.	Receptacle	15A
Manufacturer's Identification – Hubbell HBL8200.	Top	PBT*
Description – Hospital Grade, Straight Blade Duplex Receptacle.	Base	RTP**
Type – 2 Pole, 3 Wire, Grounding.	By-Pass Power Contacts	.037 in. (.9) Brass – Nickel Finish
Rating – 15A, 125V.	Clamping Plate	.031 in. (.8) Brass – Nickel Finish
Certification: UL Listed to UL 498 File E2186, Fed. Spec. WC596	Mounting Strap	.050 in. (1.3) Brass – Nickel Finish
Hospital Grade, NEMA® WD-6 requirement	Line Terminal Screws	#10-32 Silicone Bronze, Multiple Drive
Certified to CSA, C22.2, No. 42 File 285.	Hex Head Grounding Screw	#10-32 (Green) Silicon Bronze, Multiple Drive
	Center Assembly Rivet	Silicon Bronze
	Automatic Grounding Clip	Stainless Steel
	Flat Head Mounting Screws	Stainless Steel

Performance

Electrical

Dielectric Voltage	Withstands 2,000V minimum.
Max. Working Voltage	125V or 250V as rated.
Current Interrupting	Certified for current interrupting at full rated current.
Temperature Rise	Max 30°C temperature rise at full rated current after 50 cycles of overload at 150% of rated current at a power factor of 75%.

Mechanical

Terminal Identification	Terminals identified in accordance with UL 498 and CSA (Brass, White, Green).
Terminal Accommodation	#14-10 AWG stranded or solid copper conductor only.
Product Identification	Ratings are a permanent part of the device.

Environmental – Material

Flammability	UL 94V-0 and UL 94-5 VA.
Operating Temperatures	Maximum continuous 75°C; minimum -40°C (w/o impact).

Notes: *Polybutylene Terephthalate.

**Reinforced Thermoplastic Polyester.

NEMA® is a registered trademark of the National Electrical Manufacturers Association.

Straight Blade Devices

Technical Information



HBL5262

HBL® Extra Heavy Duty, Specification Grade Duplex Receptacles

Specifications

Receptacles	Part	Description
Typical Specification – Catalog No. HBL5262.	Receptacle	15A
Manufacturer's Identification – Hubbell HBL5262.	Top	Nylon
Description – Heavy Duty Straight Blade Duplex Receptacle.	Base	RTP*
Type – 2 Pole, 3 Wire, Grounding.	By-Pass Power Contacts	.037 in. (.9) Brass
Rating – 15A, 125V.	Wire Clamps	.031 in. (.8) Brass
Certification: UL Listed to UL498 File E2186, Guide RTRT	Mounting Strap	.050 in. (1.3) Brass
Fed. Spec. WC596, Meets NEMA® WD-6 requirements	Line Terminal Screws	#10-32 Brass, Multiple Drive
Certified to CSA, C22.2, No. 42 File 285.	Ground Screw	#10-32 Brass, Multiple Drive (Green)
	Center Assembly Rivet	Brass
	Automatic Grounding Clip	Stainless Steel
	Flat Head Mounting Screws	Steel-Zinc Plated
	Ground Tension Clips	Steel-Nickel Finish

Performance

Electrical

Dielectric Voltage	Withstands 2,000V minimum.
Max. Working Voltage	125V or 250V as rated.
Current Interrupting	Certified for current interrupting at full rated current.
Temperature Rise	Max 30°C temperature rise at full rated current after 50 cycles of overload at 150% of rated current at a power factor of 75%.

Mechanical

Terminal Identification	Terminals identified in accordance with UL 498 and CSA (Brass, White, Green).
Terminal Accommodation	#14-10 AWG stranded or solid copper conductor only.
Product Identification	Ratings are a permanent part of the device.

Environmental – Material

Flammability	Top: UL 94V-2. Base: UL 94V-0 and UL 94-5 VA.
Operating Temperatures	Maximum continuous 75°C; minimum -40°C (w/o impact).

Note: *Reinforced Thermoplastic Polyester.

NEMA® is a registered trademark of the National Electrical Manufacturers Association.

Straight Blade Devices

Technical Information



HBL5252

HBL® Compact Extra Heavy Duty, Specification Grade Receptacles

Specifications

Receptacles	Part	Description
Typical Specification – Catalog No. HBL5252.	Receptacle	15A
Manufacturer's Identification – Hubbell HBL5252.	Top	Nylon
Description – Straight Blade Duplex Receptacle.	Base	RTP*
Type – 2 Pole, 3 Wire, Grounding.	Triple Wipe Power Contacts	.032 in. (.8) Brass
Rating – 15A, 125V.	Wire Clamps	.062 in. (1.8) Steel
Certification – UL Listed to UL 498 File E2186, Fed. Spec. WC596, Certified to CSA 22.2, No. 42 File 285.	Mounting Strap	.050 in. (1.3) Brass
	Line Terminal Screws	#8-32 Brass, Multiple Drive
	Ground Screw	#8-32 Brass, Multiple Drive (Green)
	Center Assembly Rivet	Brass
	Automatic Grounding Clip	Stainless Steel
	Flat Head Mounting Screws	Steel-Zinc Plated

Performance

Electrical

Dielectric Voltage	Withstands 2,000V minimum.
Max. Working Voltage	125V or 250V as rated.
Current Interrupting	Certified for current interrupting at full rated current.
Temperature Rise	Max 30°C temperature rise at full rated current after 50 cycles of overload at 150% of rated current at a power factor of 75%.

Mechanical

Terminal Identification	Terminals identified in accordance with UL 498 (Brass, White, Green).
Terminal Accommodation	#14-10 AWG stranded or solid copper conductor only.
Product Identification	Ratings are a permanent part of the device.

Environmental – Material

Flammability	UL 94V-2.
Operating Temperatures	Maximum continuous 75°C; minimum -40°C (w/o impact).

Notes: *Reinforced Thermoplastic Polyester.

Please consult the factory for product dimensions and specifications of other products listed in this catalog.

Straight Blade Devices

Technical Information



HBL2152

HBL2172

HBL® Compact Heavy Duty Style Line® Specification Grade and Hospital Grade Straight Blade Duplex Receptacles

Specifications

Receptacle	Part	Description
Typical Specification – Catalog No. HBL2152. Manufacturer's Identification – Hubbell HBL2152 Receptacle. Description – Straight Blade Duplex Receptacle. Type – 2 Pole, 3 Wire Grounding. Rating – 15A, 125V. Certification – UL File No. E2186. Certified to CSA File No. 285.	Receptacle	15A
	Top	Nylon
	Base	Nylon
	Triple Wipe Power Contacts	.031 in. (.8) Brass
	Wire Clamp	.062 in. (1.8) Steel-Nickel Finish
	Mounting Strap	.040 in. (1) Steel (Galvanized)
	Ground Contact	.031 in. (.8) Brass
	Line Terminal Screws	#8-32 Brass, Multiple Drive
	Ground Screw	#8-32 Brass, Multiple Drive
	Center Assembly Staple	.040 in. (1) Steel (Galvanized)
Ground Staple	Stainless Steel	
Mounting Screws	Zinc Plated Steel	
Receptacle	Part	Description
Typical Specification – Catalog No. HBL2172. Manufacturer's Identification – Hubbell HBL2182 Receptacle. Description – Straight Blade Duplex Receptacle. Type – 2 Pole, 3 Wire Grounding. Rating – 15A, 125V. Certification – UL listed to UL498 File E2186, Fed. Spec. WC596, Certified to CSA File No. 285.	Receptacle	15A
	Top	Nylon
	Base	RTP*
	Triple Wipe Power Contacts	.031 in. (.8) Brass
	Wire Clamp	.062 in. (1.8) Steel-Nickel Finish
	Mounting Strap	.040 in. (1) Steel (Galvanized)
	Ground Contact	.031 in. (.8) Brass
	Line Terminal Screws	#8-32 Brass, Multiple Drive
	Ground Screw	#8-32 Brass, Multiple Drive
	Center Assembly Staple	.040 in. (1) Steel (Galvanized)
Ground Staple	Stainless Steel	
Mounting Screws	Zinc Plated Steel	

Performance

Electrical

Dielectric Voltage	Withstands 2,000V minimum.
Max. Working Voltage	125V.
Current Interrupting	Certified for current interrupting at full rated current.
Temperature Rise	Max 30°C temperature rise at full rated current after 50 cycles of overload at 150% of rated current at a power factor of 75%.

Mechanical

Terminal Identification	Terminals identified in accordance with UL 498 and CSA (Brass, White, Green)
Terminal Accommodation	#14-10 AWG stranded or solid copper conductor only.
Product Identification	Ratings are a permanent part of the device.

Environmental – Material

Flammability	UL 94V-2.
Operating Temperature	Maximum continuous 75° C; minimum -40°C (w/o impact).

Notes: *Reinforced Thermoplastic Polyester.

Please consult the factory for product dimensions and specifications of other products listed in this catalog.

Straight Blade Devices

Technical Information



SNAP5362I

SNAPConnect™ Straight Blade Duplex Receptacles

Specifications

Terminal	Contact	Terminal Body	Wire
SNAP6R1	Brass	Clear Polycarbonate	Solid copper #12 AWG THHN/THWN-2 600V, T90 Nylon FT-1, PVC 90C (min).
SNAP6R2	Brass	Clear Polycarbonate	Stranded copper #12 AWG THHN/THWN-2 600V, T90 Nylon FT-1, PVC 90C (min).

Receptacle	Part	Description
Typical Specification – Catalog No. SNAP5262. Manufacturer's Identification – Hubbell SNAP5262. Description – Straight Blade Duplex Receptacle. Type – 2 Pole, 3 Wire, Grounding. Rating – 15A, 125V. Certification – UL Listed to UL 498. Fed. Spec. WC596, Certified to CSA 22.2, No. 42.	Receptacle	15A
	Top	Nylon
	Base	Nylon
	Triple Wipe Power Contacts	Brass
	Mounting Strap	Galvanized Steel
	Automatic Grounding Clip	Stainless Steel
	Flat Head Mounting Screws	Steel-Zinc Plated/Self Tapping

Performance

Electrical	
Dielectric Voltage	Withstands 2,000V minimum.
Max. Working Voltage	125V as rated.
Current Interrupting	Receptacle certified for current interrupting at full rated current with equivalently rated NEMA® plug.
Temperature Rise	Max 30°C temperature rise at full rated current after 50 cycles of overload at 150% of rated DC current.

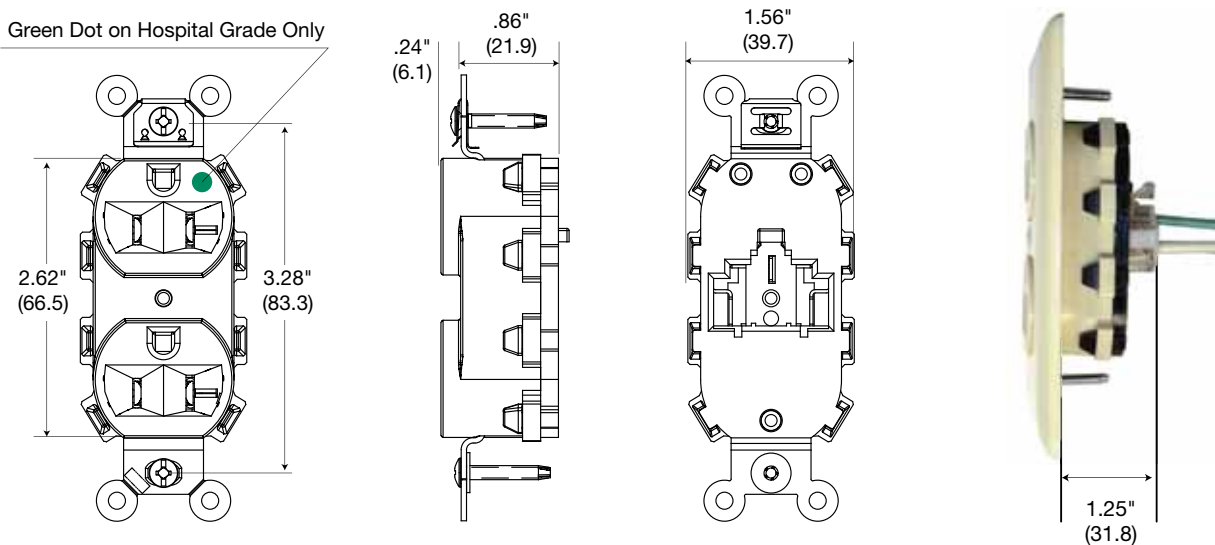
Mechanical

Terminal Wire Leads Identification	Terminal wire leads identified in accordance with UL 498 (Black, White, Green).
Product Identification	Ratings are a permanent part of the device.

Environmental – Material

Flammability	UL 94V-2.
Operating Temperatures	Maximum continuous 75°C; minimum -40°C (without impact).


Dimensions



NEMA® is a registered trademark of the National Electrical Manufacturers Association.

Straight Blade Devices

Technical Information



Hubbell-Pro, Heavy Duty, Straight Blade Duplex Receptacles

Specifications

Receptacle	Part	Description
Typical Specification – Catalog No. 5252. Manufacturer's Identification – Hubbell 5252 Receptacle. Description – Straight Blade Duplex Receptacle. Type – 2 Pole, 3 Wire Grounding. Rating – 15A, 125V. Certification – UL File No. E2186. Certified to CSA File No. 285	Receptacle	15A
	Top	Nylon
	Base	Nylon
	Triple Wipe Power Contacts	.031 in. (.8) Brass
	Wire Clamp	.062 in. (1.8) Steel-Nickel Finish
	Mounting Strap	.040 in. (1) Steel (Galvanized)
	Ground Contact	.031 in. (.8) Brass
	Line Terminal Screws	#8-32 Brass, Multiple Drive
	Ground Screw	#8-32 Brass, Multiple Drive
	Center Assembly Staple	.040 in. (1) Steel (Galvanized)
	Ground Staple	Stainless Steel
	Mounting Screws	Zinc Plated Steel
Typical Specification – Catalog No. 5262. Manufacturer's Identification – Hubbell 5262 Receptacle. Description – Straight Blade Duplex Receptacle. Type – 2 Pole, 3 Wire Grounding. Rating – 15A, 125V. Certification – UL listed to UL498 File E2186, Fed. Spec. WC596, Certified to CSA C22.2, No. 42.	Receptacle	15A
	Top	Nylon
	Base	RTP*
	Triple Wipe Power Contacts	.031 in. (.8) Brass
	Wire Clamp	.062 in. (1.8) Steel-Nickel Finish
	Mounting Strap	.040 in. (1) Steel (Galvanized)
	Ground Contact	.031 in. (.8) Brass
	Line Terminal Screws	#8-32 Brass, Multiple Drive
	Ground Screw	#8-32 Brass, Multiple Drive
	Center Assembly Staple	.040 in. (1) Steel (Galvanized)
	Ground Staple	Stainless Steel
	Mounting Screws	Zinc Plated Steel

Performance

Electrical

Dielectric Voltage	Withstands 2,000V minimum.
Max. Working Voltage	125V.
Current Interrupting	Certified for current interrupting at full rated current.
Temperature Rise	Max 30°C temperature rise at full rated current after 50 cycles of overload at 150% of rated current at a power factor of 75%.

Mechanical

Terminal Identification	Terminals identified in accordance with UL 498 and CSA (Brass, White, Green)
Terminal Accommodation	#14-10 AWG stranded or solid copper conductor only.
Product Identification	Ratings are a permanent part of the device.

Environmental – Material

Flammability	UL 94V-2.
Operating Temperature	Maximum continuous 75°C; minimum -40°C (w/o impact).


Notes: *Reinforced Thermoplastic Polyester.

Please consult the factory for product dimensions and specifications of other products listed in this catalog.

Straight Blade Devices Technical Information



CR15, CR20
CR15TR, CR20TR
CRF15, CRF20



BR15, BR20
BR15TR, BR20TR
DR15, DR20
DR15TR, DR20TR



BR15WR, BR20WR
BR15WRTR, BR20WRTR
DR15WR, DR20WR
DR15WRTR, DR20WRTR

Commercial Specification Grade Receptacles

Specifications

Description	Type – 2 Pole, 3 Wire Grounding	Type – 2 Pole, 3 Wire Grounding	Type – 2 Pole, 3 Wire Grounding
Part			
Top	Nylon	Nylon	Nylon (UV Rated)
Base	Nylon	Nylon	Nylon
Double Wipe Power Contacts	.030 in. (.8) Brass	.030 in. (.8) Brass	.030 in. (.8) Brass
Wire Clamp	–	.062 in. (1.6) Steel-Nickel Plated	.062 in. (1.6) Steel-Nickel Plated
Finish			
Mounting Strap	.040 in. (1) Steel (Galvanized)	.040 in. (1) Steel (Galvanized)	.040 in. (1) Steel (Galvanized)
Ground Contact	.031 in. (.8) Brass	.031 in. (.8) Brass	.031 in. (.8) Brass
Line Terminal Screws	#8-32 Plated Steel, Multiple Drive	#8-32 Plated Steel, Multiple Drive	#8-32 Stainless Steel, Multiple Drive
Ground Screw	#8-32 Plated Steel, Multiple Drive	#8-32 Plated Steel, Multiple Drive	#8-32 Stainless Steel, Multiple Drive
Ground Staple	Stainless Steel	Stainless Steel	Stainless Steel
Mounting Screws	Zinc Plated Steel	Zinc Plated Steel	Stainless Steel
Certification			
UL Listed	UL498	UL498	UL498
Fed. Spec.	WC596*	WC596*	WC596*
Certified to CSA	C22.2, No. 42	C22.2, No. 42	C22.2, No. 42

Performance

Electrical			
Dielectric Voltage	Withstands 2,000V minimum.	Withstands 2,000V minimum.	Withstands 2,000V minimum.
Max. Working Voltage	125V	125V	125V
Current Interrupting	Certified for current interrupting at full rated current.	Certified for current interrupting at full rated current.	Certified for current interrupting at full rated current.
Temperature Rise	Max 30°C temperature rise at full rated current after 100 cycles of overload at 150% of rated current.	Max 30°C temperature rise at full rated current after 100 cycles of overload at 150% of rated current.	Max 30°C temperature rise at full rated current after 100 cycles of overload at 150% of rated current.
Mechanical			
Terminal Identification	Terminals identified in accordance with UL 498 and CSA (Brass, White, Green).	Terminals identified in accordance with UL 498 and CSA (Brass, White, Green).	Terminals identified in accordance with UL 498 and CSA (Brass, White, Green).
Terminal Accommodation	#14-10 AWG stranded or solid copper conductor only.	#14-10 AWG stranded or solid copper conductor only.	#14-10 AWG stranded or solid copper conductor only.
Product Identification	Ratings are a permanent part of the device.	Ratings are a permanent part of the device.	Ratings are a permanent part of the device.
Environmental – Material			
Flammability	UL 94V-2.	UL 94V-2.	UL 94V-2.
Operating Temperature	Maximum continuous 75°C; minimum -40°C (w/o impact).	Maximum continuous 75°C; minimum -40°C (w/o impact).	Maximum continuous 75°C; minimum -40°C (w/o impact).

Note: *Decorator and Commercial Tamper-Resistant devices are not Fed. Spec. Listed.

Straight Blade Devices

Technical Information



HBL415I

4-PLEX® Receptacles

Specifications

Receptacle	Part	Description
Typical Specification – Catalog No. HBL415.	Receptacle	15 or 20A
Manufacturer's Identification – Hubbell 4-PLEX HBL415.	Top	Polycarbonate
Description – Straight Blade, Multiple Outlet Receptacle.	Base	Polycarbonate
Type – 2 Pole, 3 Wire, Grounding.	Power Contacts	.032 in. (.8) Brass
Rating 15A, 125V.	Ground Contacts	.031 in. (.8) Brass
Certification – Listed to UL Standard 498 File E2186	Ground Plate	.032 in. (.8) Plated Steel
Certified to CSA 22.2, No. 42 File 285.	(Hospital Grade)	.050 in. (1.3) Plated Steel
	Line & Neutral Terminal Plate	.031 in. (.8) Brass
	Line Terminal Screw	#8-32 Brass
	Ground Screw	#8-32 Brass (Green)

Performance

Electrical

Dielectric Voltage	Withstands 2,000V minimum.
Max. Working Voltage	125V.
Current Interrupting	Capable of withstanding a fault level of 1000A, per UL498.
Temperature Rise	Max 30°C temperature rise at full rated current after 50 cycles of overload current at 150% of rated current at a power factor of 75%.

Mechanical

Terminal Identification	Terminals identified in accordance with UL498 and CSA (Brass, White, Green).
Terminal Accommodation	#14-12 AWG stranded or solid copper conductor only.
Product Identification	Ratings are a permanent part of the device.

Environmental

Flammability	UL 94V-2.
Operating Temperatures	Maximum continuous 75°C; minimum -40°C (w/o impact).

Straight Blade Devices

Technical Information



HBL5266C



HBL5269C

Insulgrip® Plugs and Connector Bodies

Specifications

Plugs	Part	Description
Typical Specification – Catalog No. HBL5266C.	Plug	15A
Manufacturer's Identification – Hubbell HBL5266C.	Housing	Nylon – Black
Description – Straight Body Plug.	Blade Holder	Nylon – Natural
Type – 2 Pole, 3 Wire, Grounding.	Retainer	Polycarbonate – Clear
Rating – 15A, 125V.	Cord Clamp	Nylon – Natural
Verified to Federal Spec W-C-596	Contact Blades	.060 in. (1.5) Brass
Certification – UL Listed to UL498 File E1706, CSA	Ground Contact Blade	.040 in. (1.0) Copper Alloy
Certified to C22.2 No. 42 File 280.	Line Terminal Screws	#8-32 Brass, Multiple Drive
IP Suitability – IP20.	Ground Screw	#8-32 Brass, Multiple Drive (Green)
	Wire Clamps	.062 in. (1.6) Steel – Nickel Finish
Connector Bodies	Part	Description
Typical Specification – Catalog No. HBL5269C.	Connector Body	15A
Manufacturer's Identification – Hubbell HBL5269C.	Housing	Nylon – Black
Description – Straight Body Connector.	Contact Holder	Nylon – Natural
Type – 2 Pole, 3 Wire, Grounding.	Retainer	Polycarbonate – Clear
Rating – 15A, 125V.	Cord Clamp	Nylon – Natural
Verified to Federal Spec W-C-596	Power Contacts	.040 in. (1.0) Copper Alloy
Certification – UL Listed to UL498 File E1706, CSA	Line Terminal Screws	#8-32 Brass, Multiple Drive
Certified to C22.2 No. 42 File 280.	Ground Screw	#8-32 Brass, Multiple Drive (Green)
IP Suitability – IP20.	Wire Clamps	.062 in. (1.6) Steel – Nickel Finish
Performance		
Electrical		
Dielectric Voltage	Withstands 2,000V minimum.	
Max. Working Voltage	125V or 250V as rated.	
Current Interrupting	Certified for current interrupting at full rated current.	
Temperature Rise	Max 30°C temperature rise at full rated current after 50 cycles of overload at 150% of rated current at a power factor of 75%.	
Mechanical		
Terminal Identification	Terminals identified in accordance with UL498 and CSA (Brass, White, Green).	
Terminal Accommodation	#18-10 AWG copper conductors only.	
Product Identification	Ratings are a permanent part of the device.	
Torque Range	12 in./lb. terminal screws, 7 in./lb. assembly screws.	
Cord Diameter Range	.230–.720 in. (5.8–18.3) integral cord grip.	
Environmental – Material		
Flammability	UL 94HB or better.	
Operating Temperatures	Maximum continuous 75°C; minimum – 40°C (w/o impact).	

Straight Blade Devices

Technical Information



HBL5965VY



HBL5969VY

Valise® Plugs and Connectors

Specifications

Plugs	Part	Description
Typical Specification – Catalog No. HBL5965VY.	Plug	15A
Manufacturer's Identification – Hubbell HBL5965VY.	Housing	Nylon
Description – Straight Body Plug.	Contact Blades	Brass
Type – 2 Pole, 3 Wire, Grounding.	Ground Blade	Brass
Rating – 15A, 125V.	Line Terminal Screws	Steel-Copper, Multiple Drive
Verified to Federal Spec W-C-596	Ground Screw	Steel (Green), Multiple Drive
Certification – UL Listed to UL 498 File E1706, CSA Certified to C22.2 No. 42 File 280C.	Cable Inserts	Poly Phenylene Oxide
IP Suitability – IP20.	Wire Clamps	Steel
	Body Holding Screws	Steel, Multiple Drive
Connector Bodies	Part	Connector
Typical Specification – Catalog No. HBL5969VY.	Connector Body	15A
Manufacturer's Identification – Hubbell HBL5969VY.	Housing	Nylon
Description – Straight Body Connector.	Contact and Ground Springs	Brass
Type – 2 Pole, 3 Wire, Grounding.	Line Terminal Screws	Steel-Copper, Multiple Drive
Rating – 15A, 125V	Ground Screw	Steel (Green), Multiple Drive
Verified to Federal Spec W-C-596	Cable Inserts	Poly Phenylene Oxide
Certification – UL Listed to UL 498 File E1706, CSA Certified to C22.2 No. 42 File 280C.	Wire Clamps	Steel
IP Suitability – IP20.	Body Holding Screws	Steel, Multiple Drive

Performance

Electrical

Dielectric Voltage	Withstands 2,000V minimum.
Max. Working Voltage	125V or 250V as rated.
Current interrupting	Certified for current interrupting at full rated current.
Temperature Rise	Max 30°C temperature rise at full rated current after 50 cycles of overload at 150% of rated current at a power factor of 75%.

Mechanical

Terminal Identification	Terminals identified in accordance with UL 498 and CSA (Brass, White, Green).
Terminal Accommodation	Copper conductors only. 2 Wire 15A #18-14 AWG, 2 Wire 20A & 3 Wire 15A #18-12 AWG, Hospital Grade #16-12 AWG, I.D. Valise #18-16 AWG.
Product Identification	Molded Rating on Device Face.
Torque	12 in./lb. terminal screws, 7 in./lb. assembly screws.
Cord Diameter Range	2-Wire 15A Only .218–.385 in. (5.5–9.8), 2-Wire 20A & 3-Wire .220–.660 in. (5.6–16.8), Hospital Grade .300–.660 in. (7.6–16.8), I.D. Valise .230–.360 in. (5.8–9.1).

Environmental – Material

Flammability	UL 94V-2.
Operating Temperature	Maximum continuous 75°C; minimum -40°C (w/o impact).

Standards

NEMA® WD1
NEMA Configurations
Listed to UL Standard UL498
Certified to CSA Standard C22.2 No. 42
Verified to Federal Spec W-C-596

NEMA® is a registered trademark of the National Electrical Manufacturers Association.

Straight Blade Devices

Technical Information



IEC 320 Devices

Specifications

Plug

Catalog Numbers	H320P
Description	IEC Configuration compatible straight blade Valise® plug.
Type	2-pole + earth.
Rating	16A 250V AC for European service; 20A 250V AC for North American service.
Certification	UL listed 20A 250V AC – File No. E1706; CSA Certified 20A 250V AC – File No. 17337.
Cord Accommodation	North American – 16/3 SJ-12/3SJ (.325–.475 in. dia.); International – (HAR cord) 3x1.5mm ² 3x2.5mm ² (8–12mm dia.).
IP Suitability	IP20.

Receptacle

Catalog Numbers	H320R
Description	IEC Configuration compatible straight blade panel mount receptacle.
Type	2-pole + earth.
Rating	16A 250V AC for European service; 20A 250V AC for North American service.
Certification	UL listed 20A 250V AC – File No. E2186; CSA certified 20A 250V AC – File No 17337.
Terminal Accommodation	North American – #16-12 AWG stranded or solid copper conductor only. International – 1.55mm ² –2.5mm ² .

Connector

Catalog Numbers	H320C.
Description	IEC Detachable straight blade connector.
Type	2-pole + earth.
Rating	16A 250V AC for European service; 20A 250V AC for North American service.
Configuration	IEC 60320-1 Style appliance coupler, C19.
Certification	UL listed 20A 250V AC – File No. E1706; CSA Certified 20A 250V AC – File No. 17337;
Cord Accommodation	UL classified to IEC 320, 16A 250V AC – File No. E111246; North American – 16/3SJ-12/3SJ (.325–.475 in. dia.); International – (HAR cord) 3x1.5mm ² –3x2.5mm ² (8mm–12mm dia.).
IP Suitability	IP20.

Inlet

Catalog Numbers	H320B & H320BL.
Description	IEC Straight blade panel mount power inlet.
Type	2-pole + earth.
Rating	16A 250V AC for European service; 20A 250V AC for North American service.
Configuration	IEC 60320-1 Style appliance coupler, C20.
Certification	UL listed 20A 250V AC – File No. E1706; CSA certified 20A 250V AC – File No. 17337;
Terminal Accommodation	UL classified to IEC 320, 16A 250V AC – File No. E111246; VDE certified at 16A 250V AC – File No. 12469 1550 1002. North American – #16-12 AWG stranded or solid copper conductor only. International – 1.5mm ² –2.5mm ² .

Straight Blade Devices

Technical Information



HBL9431C



HBL9430A

Heavy Duty Insulgrip® Plugs and Receptacles

Specifications

Plug	Part	Description
Typical Specification - Catalog No. HBL9431C	Plug	30A
Manufacturer's identification - Hubbell HBL9431C	Housing	Supertough Nylon
Description - Straight Body Plug	Blade Holder & Retainer	Reinforced Thermoplastic Polyester
Type - 3 Pole, 4 Wire, Grounding	Blades	Brass
Rating - 30A, 125/250V	Terminal Screws	3/8 in. Allen Head, Plated Steel
Certification - UL Listed File E1706, CSA Certified*	Box Terminals	Copper
IP Suitability - IP20	Cord Clamps	Reinforced Thermoplastic Polyester
	Mounting and Clamp Screws	Stainless Steel
	Cord Grip Range	.625-1.310 in. (15.9-33.3)
Receptacle	Part	Description
Typical Specification - Catalog No. HBL9430A	Receptacle	30A
Manufacturer's Identification - Hubbell HBL9430A	Housing Construction	Reinforced Thermoplastic Polyester
Description - Single Receptacle	Mounting Plate	.062 in. (1.5) Pre-Plated Steel
Type - 3 Pole, 4 Wire, Grounding	Contacts	Brass
Rating - 30A, 125/250V	Ground Shunt	Brass
Certification - UL Listed File E2186, CSA Certified	Terminal Screws	3/8 in. Allen Head, Plated Steel
	Box Terminals	Copper

Performance

Electrical	
Dielectric Voltage	Withstands 2,000V minimum.
Max. Working Voltage	125V or 250V as rated.
Current Interruption	Certified for current interrupting at full rated current.
Temperature Rise	Max 30°C temperature rise at full rated current after 50 cycles of overload at 150% of rated current at a power factor of 75%.
Mechanical	
Terminal Identification	Terminals identified in accordance with UL 498 (Brass, White, Green)
Terminal Accommodation	#12 AWG through #4 AWG copper wire only.
Production Identification	Ratings are a permanent part of the device.
Environmental	
Flammability	Receptacle: UL 94 VO. Plug: UL 94 HB (Housing), UL 94 VO (Blade Holder and Retainer).
Operating Temperatures	Maximum continuous 60°C, minimum -40°C (w/o impact).

Note: *Listed to UL Standard 498 (Attachment Plugs and Receptacles), Certified to CSA Standard 42M (General Use Receptacles, Attachments, Plugs and Singular Wiring Devices) where applicable.

Section B Twist-Lock® and Hubbellock® Devices

Index

Product	Page
Summary	B-2
Midget Twist-Lock Devices - Features and Benefits	B-3
15A 125V, 2P 2W, Midget Twist-Lock Devices	B-4
Midget Twist-Lock Accessories	B-6
15A Twist-Lock Devices - Features and Benefits	B-7
15A 125V, 2P 2W, Twist-Lock Non-Grounding Devices	B-9
15A 125V, 250V and 277V AC, 2P 3W, Grounding Devices	B-10
20A and 30A Plugs and Connector Bodies - Features and Benefits	B-12
The Standard for Locking Receptacles - Features and Benefits	B-13
Watertight Safety-Shroud® Twist-Lock System - Features and Benefits	B-14
Safety-Shroud Twist-Lock System - Features and Benefits	B-15
Compatibility and Environmental Protection Chart	B-16
20A 250V, 2P 2W, Non-Grounding Devices	B-17
20A 125V, 250V and 277V AC, 2P 3W, Grounding Devices	B-18
20A 125/250V, 3Ø 250V AC and 3Ø 480V AC, 3P 4W, Grounding Devices	B-20
20A 347V, 480V AC and 600V AC, 2P 3W, Grounding Devices	B-22
20A 3Ø Y 120/208V AC, 277/480V AC and 347/600V AC, 4P 4W, Non-Grounding Devices	B-23
20A 3Ø Y 120/208V AC, 277/480V AC and 347/600V AC, 4P 5W, Grounding Devices	B-24
30A 125V, 250V and 277V AC, 2P 3W, Grounding Devices	B-26
30A 125/250V and 3Ø 250V AC, 3P 4W, Grounding Devices	B-28
30A 3Ø 480V AC and 3Ø 600V AC, 3P 4W, Grounding Devices	B-30
30A 3Ø Y 120/208V AC, 277/480V AC and 347/600V AC, 4P 5W, Grounding Devices	B-32
30A 3Ø Y 120/208V AC, 277/480V AC and 347/600V AC, 4P 4W, Non-Grounding Devices	B-34
30A 480V AC and 600V AC, 2P 3W, Grounding Devices	B-35
Switched Safety Enclosures	B-36
Mechanical Interlock Switched Safety Enclosures	B-38
Add-A-Shroud	B-40
Non-NEMA Twist-Lock Devices	
10A 250V and 15A 125V, 3P 3W and 2P 3W	B-41
20A 250V, 125/250V and 3Ø Y 120/208V AC	B-42
30A 250V, 125/250V and 3Ø Y 120/208V AC	B-44
20A 250V, 10A 600V AC, 4P 5W, Grounding Devices	B-46
30A 250V, 600V AC and 20A 3Ø Y 120/208V AC 400Hz 4P 5W, Variload® Twist-Lock Grounding Devices	B-47
Accessories	B-48
50A Twist-Lock Devices - Features and Benefits	B-55
50A 125V, 250V and 480V AC, 2P 3W, Grounding Devices	B-56
50A 125/250V, 3Ø 250V AC, and 3Ø 480V AC, 3P 4W, Grounding Devices	B-57
50A 250V DC and 600V AC, 2P 3W, Twist-Lock Grounding Devices	B-58
50A 250V DC, 600V AC, 3P 4W, Twist-Lock Grounding Devices	B-59
50A Twist-Lock Accessories	B-60
Hubbellock Devices - Features and Benefits	B-61
20A 125V, 2P 3W, Grounding Devices	B-62
20A 125V AC or DC, 10A 250V DC and 480V AC, 2P 3W, Grounding Devices	B-63
30A 600V AC, 20A 250V DC, 3P 4W, and 4P 5W, Grounding Devices	B-64
60A 600V AC, 3P 4W, 4P 5W, Grounding Devices	B-66
Hubbellock Accessories	B-68
Technical Information	B-69

Midget Twist-Lock® Devices



Twist-Lock® Devices



Watertight Safety-Shroud® & Circuit-Lock®



50 Amp Devices & Hubbellock®



Twist-Lock® Devices Summary



Insulrip® Plugs, Connectors, Receptacles and Inlets

The widest range of singularly rated NEMA devices available. Designed to last from engineered thermoplastic materials and high performing alloys.



Safety-Shroud® Twist-Lock

The ultimate in Twist-Lock safety. A full offering of plugs and connectors that lead the field in personnel safety. Also included are receptacles in three styles, angled, surface mount and semi-flush to satisfy every installation need.



Watertight Safety-Shroud Twist-Lock

A complete family of plugs, connectors, receptacles and inlets featuring UL Type 4X enclosure ratings and Safety-Shroud design.

There's only one manufacturer of Twist-Lock...Hubbell.

There's no company more synonymous with a tradition of excellence in the electrical industry than Hubbell. Having introduced the Twist-Lock device in the early 20th century Hubbell has been the market leader ever since.

Hubbell Insulrip® Twist-Lock's rugged construction features highly engineered materials, roomy wiring chambers, superior strain relief and powerful cord grip designs. Insulrip Twist-Lock products are the foundation of the broadest breadth of line available. Hubbell offers Twist-Lock for minimum space applications (Midget), and all other applications from 15 Amp to 50 Amp. Hubbell's design expertise assures the best performing products available.

Hubbell Re-Defines Excellence

The Insulrip Twist-Lock product line now features a complete offering of 20A and 30A Safety Shroud Twist-Lock devices. Current carrying blades are protected by a fixed shroud, shielding them from deformation. Even more importantly, the shroud virtually eliminates user contact with a partially engaged, energized plug. For wet environments, Hubbell offers the Watertight Safety-Shroud Twist-Lock series. These products incorporate the shrouding technology with a UL Type 4X enclosure rating.



Watertight Mechanical Interlock for Safety-Shroud Twist-Lock

Hubbell's Circuit-Lock enclosure products virtually eliminate making or breaking the circuit under load.



50 Amp Insulrip Twist-Lock

An exclusive Hubbell design delivering Insulrip features, insulated housing and superior strain relief. They are tough and rugged enough for the most demanding construction or industrial applications.



Midget Twist-Lock

These 2 wire and 3 wire products offer the same quality as their larger counterparts – but the size to go where they can't. The optional Valise design makes for fast, simple wiring.



Hubbelock® Devices

Hubbelock devices are the proven choice to reduce problems resulting from arcing, lazy connections, loosening terminals, moisture, corrosion and rough use.

Twist-Lock® Devices

Midget Twist-Lock*Features and Benefits*

Hubbell's Valise® insulation displacement terminal for Midget Twist-Lock Plugs and Connector Bodies are the right choice for economy, wiring speed and long life.

Assembly screws have multiple drive heads for screwdriver versatility. Only two assembly screws are needed to close this device, make the wire terminations and retain the cord.

Totally insulated body adds extra measure of safety.

Abuse resistant nylon housing.

Nylon webs join two sections together which makes assembly of the device quick and easy.

Patented locking lugs interlock the two sections together when the device is assembled providing a secure assembly, even in the most abusive environments.

The insulation displacement terminal reduces the time required for wire preparation and provides uniformity in the quality of termination.

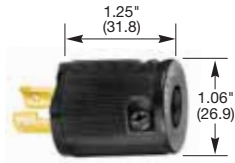
Powerful, cord-gripping jaws designed to eliminate conductor slip and strain on terminals.

"TURN & PULL" marking is highly visible, reducing possible damage to equipment by attempting disconnection prior to unlocking.

Twist-Lock® Devices

15 Ampere, 125, 125/250 Volts


Midget Twist-Lock Plugs and Flanged Inlets



HBL7465V



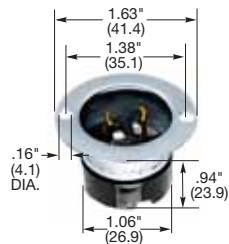
HBL7594V



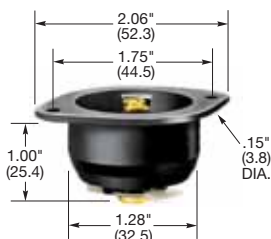
HBL7594



HBL7570



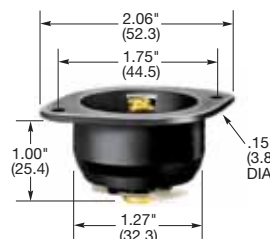
HBL7466, HBL7467



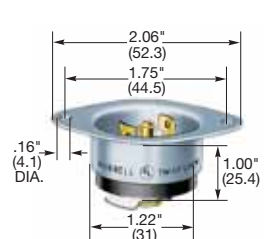
HBL7595N



HBL7595

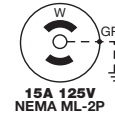


HBL7486N



HBL7486

IP20
SUITABILITY



Plugs

Description	Cord Dia.	Catalog Numbers		
Valise® plug, black nylon.	.220"-.385" (5.6-9.8)	HBL7465V	-	-
Valise® plug, black nylon, insulation displacement terminals.	.300"-.430" (7.6-10.9)	-	HBL7594V	-
Black nylon cover, phenolic body, multiple drive screw terminals.	.281"-.421" (7.1-10.7)	-	HBL7594	-
Angle plug, black nylon cover, phenolic body, multiple drive screw terminals.	.335"-.421" (8.5-10.7)	-	HBL7570	-
Valise® plug, black nylon, with insulation displacement terminals, multiple drive screws.	.300"-.430" (7.6-10.9)	-	-	HBL7485V
Black nylon body, phenolic base, multiple drive screw terminals, cord grip.	.281"-.421" (7.1-10.7)	-	-	HBL7485
Same as above, except angle cord grip.	.335"-.421" (8.5-10.7)	-	-	HBL7432

Accessories on page B-6.

Flanged Inlets

Description	Catalog Numbers		
Stainless steel flange, polarized, exposed terminals.	HBL7467	-	-
Stainless steel flange, not polarized, exposed terminals.	HBL7466	-	-
Exposed terminals, black nylon flange.	-	HBL7595N	-
Exposed terminals, stainless steel flange.	-	HBL7595	-
Covered terminals, stainless steel flange, accepts cord .500" (12.7) dia.	-	HBL7551	-
Exposed terminals, black nylon flange.	-	-	HBL7486N
Exposed terminals, stainless steel flange.	-	-	HBL7486

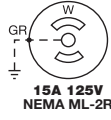
Accessories on page B-6.

Notes: Male ML-2P devices have hollow center ground sleeves.
Male ML-3P devices have solid center neutral pins.

Twist-Lock® Devices
15 Ampere, 125, 125/250 Volts
Midget Twist-Lock Connector Bodies
and Flanged Receptacles



IP20
SUITABILITY



Connector Bodies

Description	Cord Dia.	Catalog Numbers		
Valise® connector body, black nylon, polarized.	.220"-.385" (5.6-9.8)	HBL7464V	-	-
Valise® connector body, black nylon, insulation displacement terminals.	.300"-.430" (7.6-10.9)	-	HBL7593V	-
Black nylon cover, phenolic body, screw terminals.	.281"-.421" (7.1-10.7)	-	HBL7593	-
Angle connector body, black nylon cover, phenolic body, screw terminals.	.335"-.421" (8.5-10.7)	-	HBL7571	-
Valise® type, black nylon, with insulation displacement terminals, multiple drive screws.	.300"-.430" (7.6-10.9)	-	-	HBL7484V
Black nylon body, phenolic base, multiple drive screws, cord grip.	.281"-.421" (7.1-10.7)	-	-	HBL7484
Same as above, except for angle cord grip.	.335"-.421" (8.5-10.7)	-	-	HBL7433

Accessories on page B-6.

Flanged Receptacles


Description	Catalog Numbers		
Stainless steel flange, exposed terminals.	HBL7468	-	-
Exposed terminals, black nylon flange.	-	HBL7596N	-
Exposed terminals, stainless steel flange.	-	HBL7596	-
Covered terminals, stainless steel flange, accepts cord .500" (12.7) in dia.	-	HBL7598	-
Exposed terminals, black nylon flange.	-	-	HBL7487N
Exposed terminals, stainless steel flange.	-	-	HBL7487
Covered terminals, stainless steel flange, accepts cord .500" (12.7) in diameter.	-	-	HBL7489

Accessories on page B-6.

Notes: Male ML-2R devices have solid center ground pins.
 Male ML-3R devices have hollow center neutral sleeves.




HBL7464V



HBL7593V



HBL7593



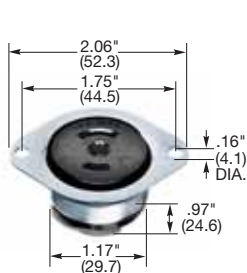
HBL7571



HBL7484V




HBL7484



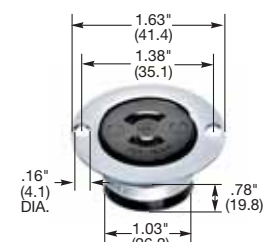
HBL7596



HBL7598



HBL7596N



HBL7468



Twist-Lock® Devices

Midget Twist-Lock Accessories



HBL7490V



HBL7459V



HBL4890



HBL7495V



HBL7440V



HBL4889

Weatherproof Accessories

Description

Seal-tite® cover, black elastomer, for use with a HBL7465V plug when used with a HBL7464V connector body or a HBL7464V connector when used with a flanged inlet.

Seal-tite cover, black elastomer, for use with a HBL7464V connector body and combination of HBL7465V plug and HBL7490V cover.

Closure cover for use with HBL7466 or HBL7467.
Bead chain is nickel-plated.

15A 125V
NEMA ML-1R15A 125V
NEMA ML-1P

Catalog Numbers

HBL7490V** †

HBL7459V** †

HBL4890†

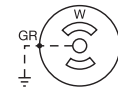
Weatherproof Accessories

Description

Seal-Tite® cover, black elastomer, for use with a HBL7594V plug when used with a HBL7593V connector body or a HBL7593V connector body when used with a flanged inlet.

Seal-Tite® cover, black elastomer, for use with a HBL7593V connector body and a combination of HBL7594V plug and HBL7495V cover.

Closure cover for use with HBL7595 or HBL7595N.

15A 125V
NEMA ML-2R15A 125V
NEMA ML-2P

Catalog Numbers

HBL7495V†

HBL7440V†

HBL4889†

Weatherproof Accessories

Description

Seal-Tite® cover, black elastomer, for use with a HBL7485V or HBL7485 plug when used with a HBL7484V or HBL7484 connector body when used with a flanged inlet.

Seal-Tite® cover, black elastomer, for use with a HBL7484V or HBL7484 connector body and a combination of HBL7485V or HBL7485 plug and HBL7495V cover.

Closure cover for use with HBL7486 or HBL7486N.

15A 125/250V
NEMA ML-3R15A 125/250V
NEMA ML-3P

Catalog Numbers

HBL7495V** †

HBL7440V** †

HBL4889†

Notes: ** IP55 suitability when installed and used properly with plug and connector body combinations.
† Not UL Listed.

Twist-Lock® Devices Insulgrip® 15 Ampere Plugs and Connector Bodies

Featuring Integral VARI-SIZE® Cord Grip

Individually molded face for each blade configuration keeps debris out of plug interior.

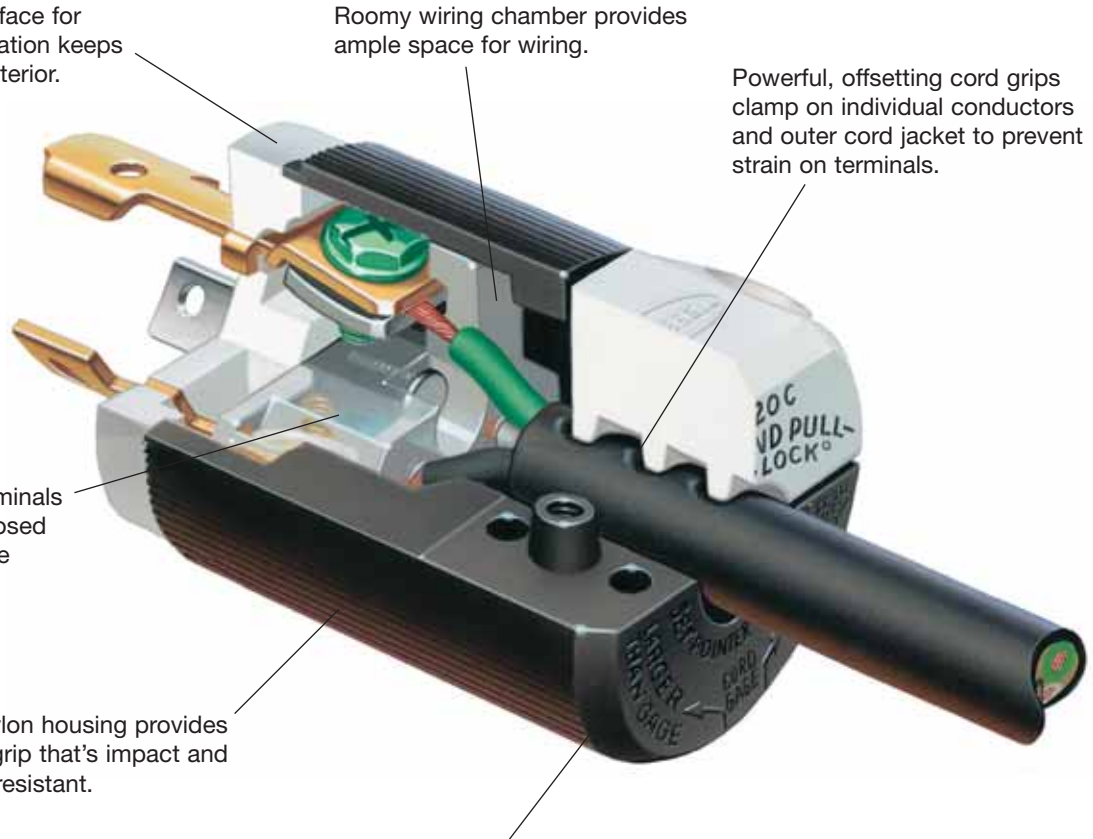
Roomy wiring chamber provides ample space for wiring.

Powerful, offsetting cord grips clamp on individual conductors and outer cord jacket to prevent strain on terminals.

Individual wiring terminals are completely enclosed in their own separate chambers.

Ribbed nylon housing provides a secure grip that's impact and chemical resistant.

Beveled housing prevents snagging when dragged across uneven surfaces.



Integral VARI-SIZE® insert adjusts to a wide range of cord sizes: .230"-.720" (5.8-18.3).



Multiple drive screw heads provide screwdriver versatility. Pocketed recess for cord grip screws deters slippage of the screwdriver.



VARI-SIZE® pointer set to "smaller than gauge" position. Cord diameter range is .230"-.360" (5.8-9.0). Accepts slotted and Phillips head drivers.



Transparent angled wiring entrance holes permit "straight in" conductor insertion and quick visual verification for terminations.



Catalog number is visible on the device while in use for easy identification.



Powerful offsetting cord grips clamp on individual conductors and outer cord jacket to prevent strain on terminations.


Twist-Lock® Devices

15 Ampere Duplex Twist-Lock® Receptacles*Including Isolated Ground and Corrosion Resistant Devices*

Reinforced thermoplastic construction.

Single piece, all brass contacts.

Brass mounting strap with stainless steel grounding clip.



All terminals are back and side wired including the ground.

Single point break-off tabs.

High performance internal wiring clamps and open terminal design provide for the use of forked terminals.

Mounting strap tabs lock the body and base together.

Hubbell Wiring Device-Kellems line of duplex Twist-Lock receptacles are designed to deliver premium service and longer life. This rugged product design establishes a new standard for 15 amp locking receptacles. A reinforced thermoplastic top and base encapsulates the brass alloy contacts that are locked together by tabs on the mounting strap for unequalled assembly strength. Wiring and installation is simplified with back and side wire terminations, integral wire restraints, and combination head screws. The integral split circuit capability offers flexibility. Available in 2 Pole, 3 Wire configurations including isolated ground and corrosion resistant versions.

Benefits

- High impact and heat resistance provides maximum safety and longer life.
- Superior spring characteristics for increased contact force, secure connections and longer life.
- High-conductivity, corrosion resistant material for reliable, low resistance to fault currents.
- Easy and reliable installation for stranded and solid wire.
- Redesigned to provide split circuit capability in the field.
- The assembly locks together to make the most abuse resistant receptacle ever.

Twist-Lock® Devices
15 Ampere, 125 Volts
 2 Pole, 2 Wire, Non-Grounding
**Insulgrip® Plugs, Flanged Inlets,
 Connector Bodies and Receptacles**



IP20
 SUITABILITY



Plugs

Description	Cord Dia.	Catalog Numbers
Black and white nylon, polarized. Multiple drive screws.	.230"-.720" (5.8-18.3)	HBL7545C

Accessories on page B-49.




HBL7545C

Flanged Inlets

Description	Catalog Numbers
Nylon casing, polarized, backwired, Multiple drive screws.	HBL7524C

Accessories on page B-48.




HBL7524C

Connector Bodies

Description	Cord Dia.	Catalog Numbers
Black and white nylon. Multiple drive screws.	.230"-.720" (5.8-18.3)	HBL7506C

Accessories on page B-49.

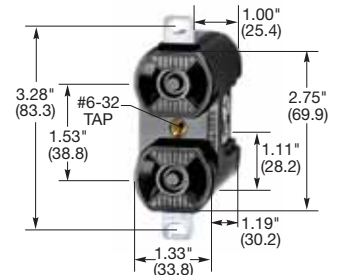


HBL7506C

Receptacles

Description	Catalog Numbers
Duplex, flush, black phenolic.	HBL7540
Single, flush, black phenolic.	HBL7535
Single, panel mount, 1 15/16" (49.2) centers, black phenolic.	HBL7498

Accessories on pages B-48 and B-49.

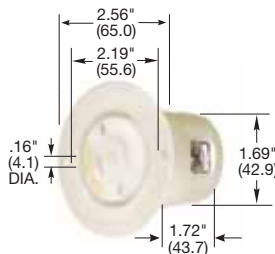


HBL7540

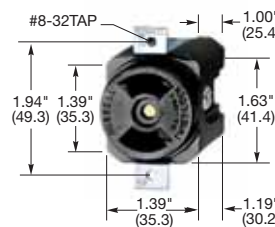
Flanged Receptacles

Description	Catalog Numbers
Insulgrip nylon casing, backwired. Multiple drive screws.	HBL7526C
Metal flange, stainless steel casing, black phenolic, exposed terminals.	HBL7526

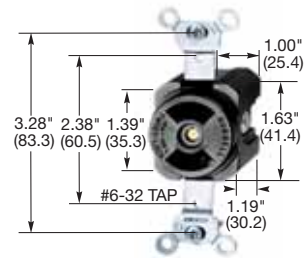
Accessories on pages B-48 and B-49.



HBL7526C



HBL7498



HBL7535

Notes: Only receptacles and plugs are HP rated.
 HP ratings are AC only.

Twist-Lock® Devices
15 Ampere, 125, 250 Volts and 277 Volts AC
 2 Pole, 3 Wire Grounding
 Insulgrip® Plugs and Flanged Inlets



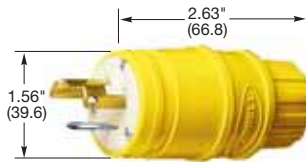
IP20
 SUITABILITY



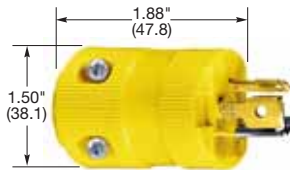
HBL4720C



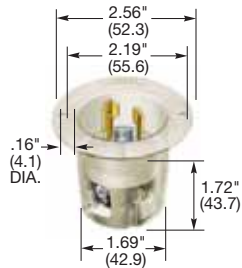
HBL4720CA



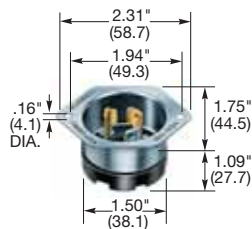
HBL24W47



HBL4723VY



HBL4716C



HBL4716

Plugs

Description	Cord Dia.	Catalog Numbers		
Insulgrip plug, black and white nylon. Multiple drive screws. Fed Spec WC596	.230"-.720" (5.8-18.3)	HBL4720C™	HBL4570C	HBL4770C
All black nylon.	.230"-.720" (5.8-18.3)	HBL4720CBK	-	-
Insulgrip angle plug, 8 position angle, black and white nylon. Multiple drive screws.	.325"-.655" (8.3-16.6)	HBL4720CA	HBL4570CA	HBL4770CA
Insulgrip plug, corrosion resistant, yellow and white nylon. Multiple drive screws. Fed Spec WC596	.230"-.720" (5.8-18.3)	HBL47CM20C	HBL45CM70C	HBL47CM70C
Elastogrip® plug, yellow elastomer, dust tight.	300"-.655" (7.6-16.6)	HBL2447	-	-
Elastogrip plug, yellow elastomer, water/dust tight.	300"-.655" (7.6-16.6)	HBL24W47	-	-
Valise® plug, yellow nylon.	.220"-.660" (5.6-16.8)	HBL4723VY	HBL4573VY	HBL4773VY
Valise® plug, black nylon.	.220"-.660" (5.6-16.8)	HBL4723VBK	HBL4573VBK	HBL4773VBK

Accessories on page B-49.

Flanged Inlets

Description	Catalog Numbers		
Insulgrip flanged inlet, nylon casing, back wired.	HBL4716C	HBL4586C	HBL4786C
Stainless steel casing, brown phenolic.	HBL4716*	HBL4586*	HBL4786*
Corrosion resistant, stainless steel casing, yellow melamine.	HBL47CM16*	-	-

Accessories on page B-48.

Notes: HP ratings are AC only.
 Only plugs are HP rated.
 For technical information on Insulgrip devices see page B-69.
 *These flanged inlets will not accept Valise® connector bodies.

Twist-Lock® Devices

15 Ampere, 125, 250 Volts and 277 Volts AC

2 Pole, 3 Wire Grounding

Insulgrip® Connector Bodies and Receptacles



IP20
SUITABILITY



15A 125V
NEMA L5-15R
UL/CSA



15A 250V
NEMA L6-15R
UL/CSA




15A 277V AC
NEMA L7-15R
UL/CSA

Connector Bodies

Description	Cord Dia.	Catalog Numbers		
Insulgrip connector body, black and white nylon. Multiple drive screws.	.230"-.720" (5.8-18.3)	HBL4729C™	HBL4579C	HBL4779C
All black nylon.	.230"-.720" (5.8-18.3)	HBL4729CBK	-	-
Insulgrip connector body, 8 position angle, black and white nylon. Multiple drive screws.	.325"-.655" (8.3-16.6)	HBL4729CA	-	-
Insulgrip connector body, corrosion resistant, yellow and white nylon. Multiple drive screws.	.230"-.720" (5.8-18.3)	HBL47CM29C	HBL45CM79C	HBL47CM79C
Elastogrip connector body, yellow elastomer, dust tight.	.300"-.655" (7.6-16.6)	HBL2547	-	-
Elastogrip® connector body, yellow elastomer, water/dust tight.	.300"-.655" (7.6-16.6)	HBL25W47**	-	-
Valise® connector body, yellow nylon.	.220"-.660" (5.6-16.8)	HBL4729VY	HBL4579VY	HBL4779VY
Valise® connector body, black nylon.	.220"-.660" (5.6-16.8)	HBL4729VBK	HBL4579VBK	HBL4779VBK


Accessories on page B-49.



HBL4729C



HBL25W47

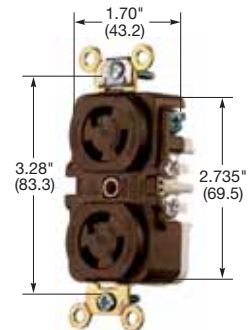


HBL4729VY

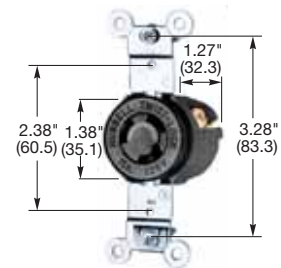
Receptacles, Back and Side Wired

Description	Catalog Numbers		
Duplex, flush, brown RTP face.	HBL4700*	HBL4550*	HBL4750*
Duplex, flush, ivory RTP face.	HBL4700I*	-	-
Duplex, ring terminal connection.	HBL4700RT*	HBL4550RT*	-
Duplex, isolated ground, flush, orange RTP face.	IG4700A*	IG4550A*	-
Duplex, corrosion resistant, yellow RTP face.	HBL47CM00*	-	-
Single, flush, black nylon face.	HBL4710	HBL4560	HBL4760
Same as HBL4760 without mounting screws, ears. Terminal screws backed out.	-	-	HBL4760C
Single, ring terminal connection.	HBL4710RT	HBL4560RT	-
Single, isolated ground, flush, orange nylon face.	IG4710	IG4560	-
Single, black nylon face mounted on a 4" (101.6) round box cover.	HBL4711	-	HBL4761
Single, panel mount, black nylon face, side wired only, 1.75" or 1.937" (44.5 or 49.2) mounting centers.	HBL4713	HBL4563	HBL4763

Accessories on pages B-48 and B-49.



HBL4700



HBL4710

Flanged Receptacles

Description	Catalog Numbers		
Insulgrip flanged receptacle, nylon casing, back wired.	HBL4715C	HBL4585C	HBL4785C
Stainless steel casing, brown phenolic.	HBL4715	HBL4585	HBL4785
Corrosion resistant, stainless steel casing, yellow melamine.	HBL47CM15	-	-

Accessories on pages B-48 and B-49.

Notes: HP ratings are AC only.

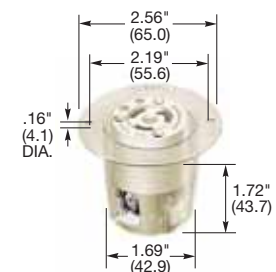
RTP is an abbreviation for reinforced thermoplastic polyester. See section J for full line of isolated ground devices.

*Supplied with break-off tabs for split circuit wiring.

**Watertight connector body IP55 suitability when closure plug inserted or when installed and used properly with watertight plug.



HBL4715

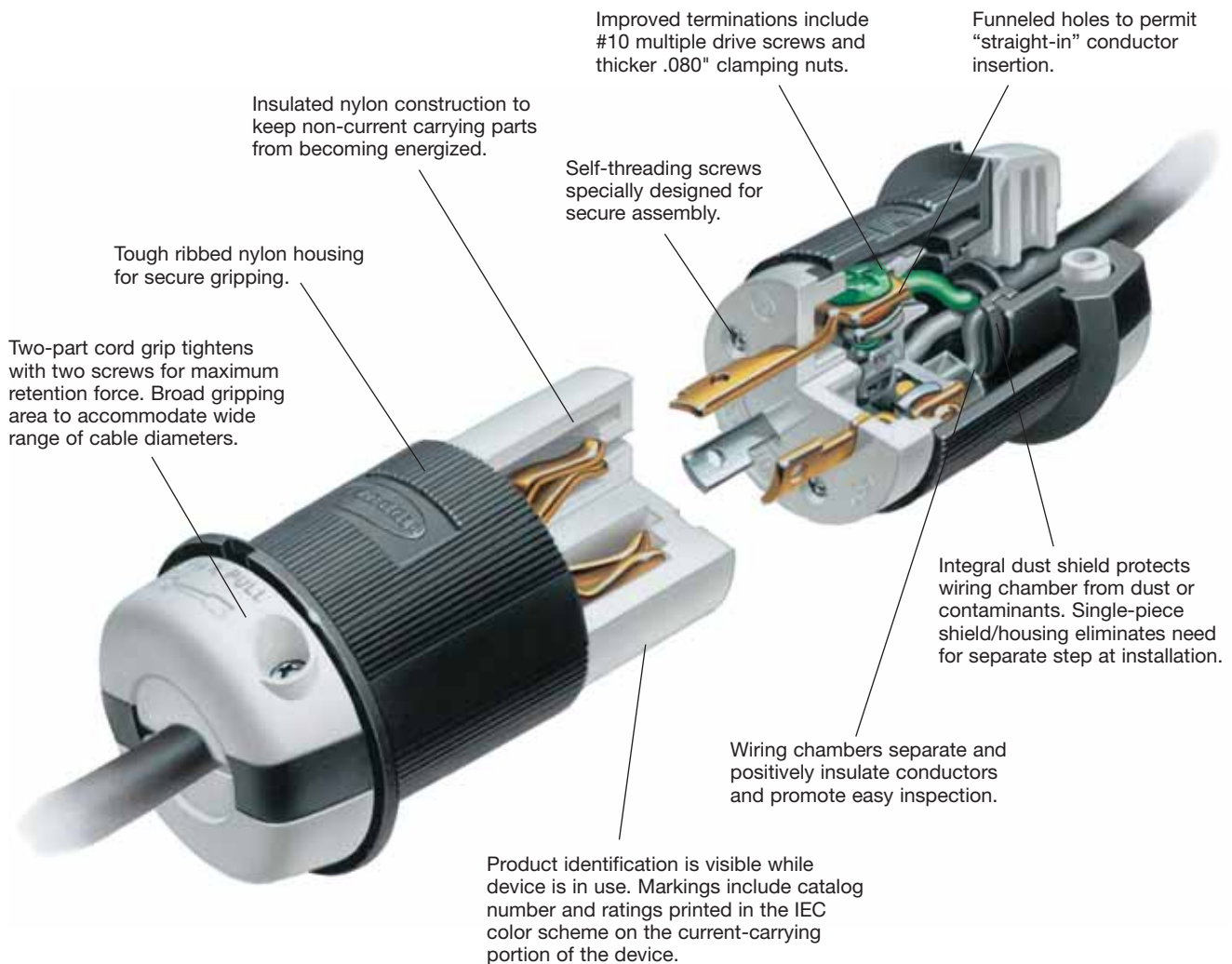


HBL4715C

Twist-Lock® Devices 20 and 30 Amp Plugs and Connector Bodies

The Difference Is Insulgrip®...and a Whole Lot More

Features and Benefits



Our 20 and 30 amp Insulgrip® plugs and connectors maintain Hubbell's classic integrity, solid construction and safety features that make these devices the 'industry standard'.

Insulgrip's cord gripping design clamps the conductors, not just the cable jacket, making it the industry's most powerful cord grip. The restyled cord grips provide a clean, one-piece look, and actually make it stronger.

Insulgrip's design guards against contamination. The nylon body and housing of the plugs and connectors are resistant to industrial chemicals, solvents and hydrocarbons. The face of each plug is molded specific to the blade configuration,

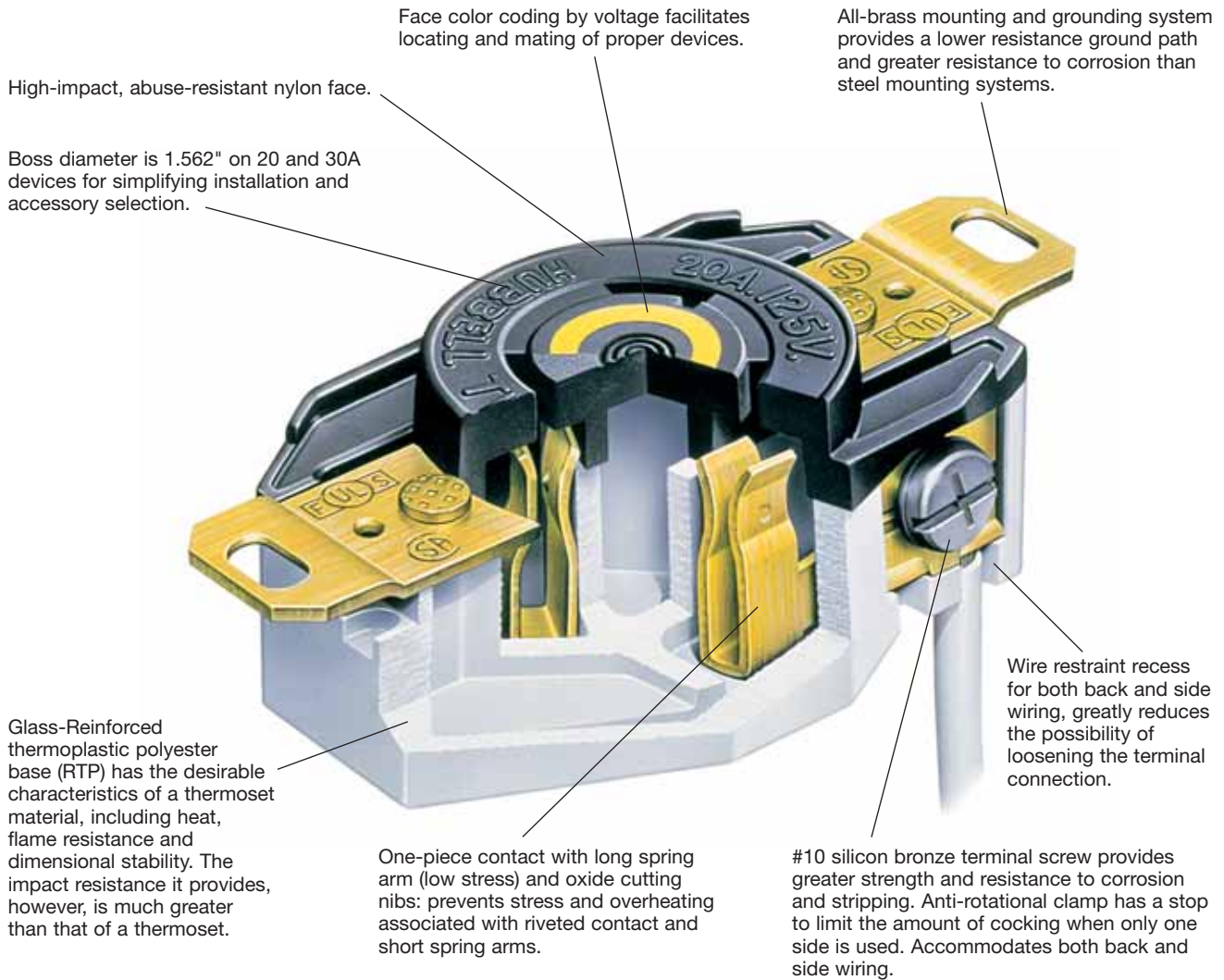
eliminating holes that attract debris. And finally, our dust shield provides additional protection from contamination.

Additional features that make Insulgrip the industry standard are our improved contacts that provide better terminations, an exclusive double rivet design for the female contacts and an easy to read identification system.

The Hubbell Twist-Lock® line of plugs and connectors remain the broadest in the industry. Hubbell has you covered – proven performance, innovation and selection.

Twist-Lock® Devices The Standard for Locking Receptacles

Features and Benefits



High-impact, abuse-resistant nylon face.

Boss diameter is 1.562" on 20 and 30A devices for simplifying installation and accessory selection.

Face color coding by voltage facilitates locating and mating of proper devices.

All-brass mounting and grounding system provides a lower resistance ground path and greater resistance to corrosion than steel mounting systems.

Glass-Reinforced thermoplastic polyester base (RTP) has the desirable characteristics of a thermoset material, including heat, flame resistance and dimensional stability. The impact resistance it provides, however, is much greater than that of a thermoset.

One-piece contact with long spring arm (low stress) and oxide cutting nibs: prevents stress and overheating associated with riveted contact and short spring arms.

Wire restraint recess for both back and side wiring, greatly reduces the possibility of loosening the terminal connection.

#10 silicon bronze terminal screw provides greater strength and resistance to corrosion and stripping. Anti-rotational clamp has a stop to limit the amount of cocking when only one side is used. Accommodates both back and side wiring.

Twist-Lock receptacles combine functional design features, unparalleled quality to deliver pace-setting performance.

The high-impact nylon face of each Hubbell Twist-Lock® receptacle has a colored ring. Keyed to an internationally recognized color coding scheme, this ring enables mating devices to be matched quickly. It's just one more example of user-oriented thinking at Hubbell.

The terminals in each Hubbell Twist-Lock receptacle are mechanically and electrically the finest available. These terminals incorporate unique design features to contain and hold conductors, including an external backwiring "wraparound" clamp, a wire restraint recess and more.

The materials used in every receptacle are of the highest quality. The all brass mounting system provides a safer, lower resistance ground path than those made of steel. The thick wall base is constructed of an engineered thermoplastic to offer the benefits of a thermoset, yet with much greater impact resistance.

Hubbell Twist-Lock Receptacles: Voltage color coding on the outside. Proven designs and quality materials on the inside. Any way you look at them, they're the standard of the industry.

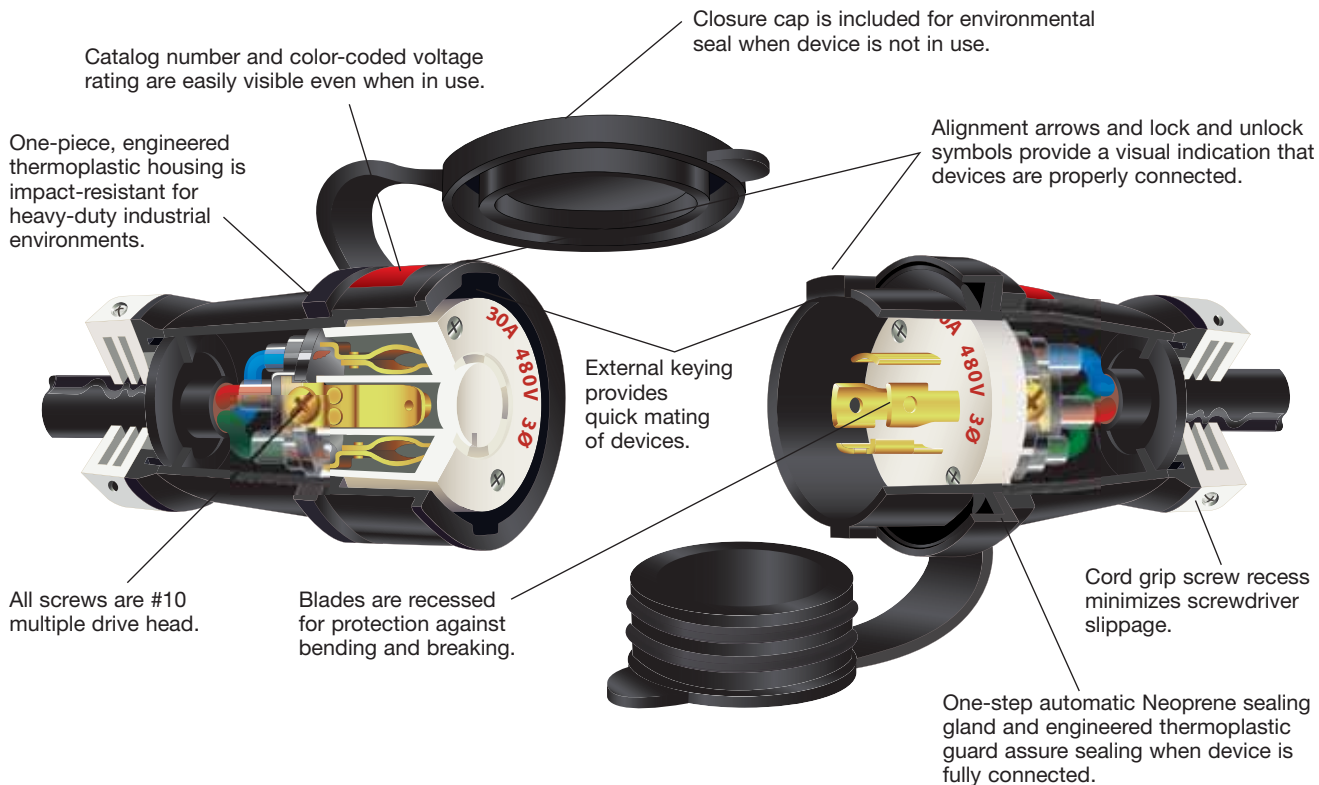


Twist-Lock® Devices

Watertight Safety-Shroud® Twist-Lock® System

Plugs, Flanged Inlets, Connector Bodies and Receptacles

Features and Benefits



Universal Neoprene Diaphragm Seal

Seal accommodates a wide range of cord sizes from #16-3 Type SJ to #8-5 Type S, SO.



Spring-Loaded Cover

One-step push-to-close spring-loaded cover with latch allows for fast opening and closing of lift cover. Result: environmental sealing is assured.



Panel or Box Mount Receptacles and Inlets

- High impact, thermoplastic housing for heavy-duty industrial environments.
- Catalog number and color-coded voltage rating are easily visible when in use.
- Stainless Steel 302/304, #10 multiple drive head mounting screws provide corrosion resistance.
- Mounting screw recesses minimize screwdriver slippage.
- Lockout/tagout hole on inlets allow compliance to OSHA regulation 29 CFR 1910.147.
- Neoprene closure cap provided with inlets for environmental seal when not in use.
- Accepts all mating NEMA locking plugs and most connector bodies, allowing interchangeability with existing devices.




Safety-Shroud

- Virtually eliminates bent and broken plug blades, leading to longer equipment life.
- Extends life of mating receptacles by eliminating damage caused by insertion of bent blades.
- Extra protection for personnel by significantly reducing chance of inadvertent contact with blades when connecting or disconnecting energized receptacles and connector bodies.
- Reduces exposure to arcing when connecting or disconnecting plugs under load.
- Compliance with California Code of Regulations, Title 8, Article 51, subsection 2510.7(b), which requires shrouding for devices exceeding 300 volts.
- Lockout/tagout hole allows compliance with OSHA regulation 29 CFR 1910.147.
- Sealing gland and thermoplastic guard assure sealing when fully connected.



Twist-Lock® Devices Safety-Shroud® Twist-Lock® System Receptacles and Plugs

Features and Benefits



Safety-Shroud Plug Features and Benefits

- Mates with most NEMA locking connector bodies.
- Virtually eliminates bent and broken plug blades.
- Provides protection for personnel by reducing chance of inadvertent contact with blades when connecting or disconnecting energized devices.
- Reduces exposure to arcing when connecting or disconnecting under load.
- Extends life of mating receptacles by eliminating damage caused by insertion of bent blades.
- Complies with California Code of Regulation, which requires shrouding for devices exceeding 300 volts.
- Lockout/tagout hole allows compliance to OSHA regulation 29 CFR 1910.147.
- Allows engagement with Mechanical Interlock Enclosure which virtually prevents make and break under load.



Semi-flush receptacle mounting provides lowest installed profile when plug is not in use with receptacle. This device is designed for installation on 2-gang boxes.



Straight receptacle housing provides a low installed profile when plug is not in use with receptacle. This device is designed for installation on single-gang boxes.



Angle receptacle housing provides low installed profile when plug is in use with receptacle. This device is designed for installation on single-gang boxes.

Receptacle Features and Benefits

- Internal keying on receptacles aligns blades for quick mating of devices.
- Accepts all NEMA locking plugs, allowing interchangeability with existing devices.
- Catalog number and color-coded voltage rating are visible when in use.
- All screws are #10 multiple drive head.
- Engineered thermoplastic housing is impact and corrosion-resistant, for use in heavy-duty industrial environments.

Twist-Lock® Devices






Compatibility and Environmental Protection Chart

Watertight Safety-Shroud®, Safety-Shroud and NEMA Devices

Twist-Lock Receptacles

Twist-Lock Connector Bodies



	Watertight Safety-Shroud	Watertight Safety-Shroud Mechanical Interlock Enclosure	Safety-Shroud	Switched Enclosure	NEMA	Watertight Safety-Shroud	Insulgrip
Twist-Lock Plugs							
 Watertight Safety-Shroud	YES Type 4X, Type 12	YES Type 4X, Type 12K	YES Type 1	NO	NO	YES Type 4X, Type 12	YES Type 1
 Safety-Shroud	YES Type 1	YES Type 1	YES Type 1	NO	NO	YES Type 1	YES Type 1
 Insulgrip	YES Type 1	NO	YES Type 1	YES Type 3R	YES Type 1	YES Type 1	YES Type 1
Twist-Lock Inlets							
 NEMA	NA	NA	NA	NA	NA	NO	YES Type 1
 Watertight Safety-Shroud	NA	NA	NA	NA	NA	YES Type 4X, Type 12	YES Type 1

- Type 1** Indoor
- Type 3R** Raintight
- Type 4X** Hose-directed water and corrosion resistant
- Type 12** Dust tight, dripproof without knockouts
- Type 12K** Dust tight, dripproof with knockouts
- YES** Interchangeable
- NO** Does not interchange
- NA** Not Applicable

Note: Refer to section X for full description of enclosure types.

Twist-Lock® Devices
20 Ampere, 250 Volts
 2 Pole, 2 Wire, Non-Grounding
Insulgrip® Plugs, Flanged Inlets,
Connector Bodies and Receptacles



20A 250V
 NEMA L2-20P
 UL Listed
 2 HP

Plugs

Description	Cord Dia.	Catalog Numbers
Black and white nylon, polarized. Multiple drive screws.	.220"-.720" (5.6-18.3)	HBL7102C

Accessories on page B-49.

Flanged Inlets

Description	Catalog Numbers
Nylon casing, back wired, polarized. Multiple drive screws.	HBL8815C

Accessories on page B-48.



20A 250V
 NEMA L2-20P
 UL Listed
 2 HP

Connector Bodies

Description	Cord Dia.	Catalog Numbers
Black and white nylon. Multiple drive screws.	.220"-.720" (5.6-18.3)	HBL7101C

Accessories on page B-49.

Receptacles

Description	Catalog Numbers
Single, black phenolic.	HBL7210B
Single, mounted on 4" (101.6) round box cover, black phenolic.	HBL7217B

Accessories on pages B-48 and B-49.

Flanged Receptacles

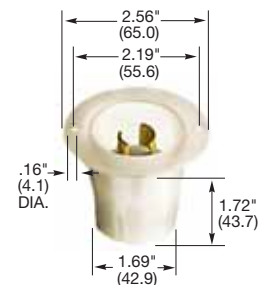
Description	Catalog Numbers
Insulgrip nylon casing, back wired. Multiple drive screws.	HBL8809C
Metal flange, stainless steel casing, black phenolic, exposed terminals.	HBL3226

Accessories on pages B-48 and B-49.


Notes: Only receptacles and plugs are HP rated.
 HP ratings are AC only.



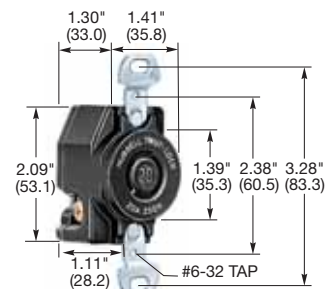
HBL7102C



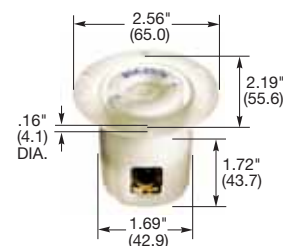
HBL8815C



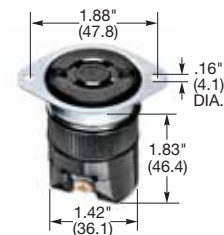
HBL7101C



HBL7210B



HBL8809C




HBL3226

Twist-Lock® Devices

20 Ampere, 125, 250 Volts and 277 Volts AC

2 Pole, 3 Wire Grounding
Insulgrip® Plugs and Flanged Inlets




HBL2321SW



HBL2321S



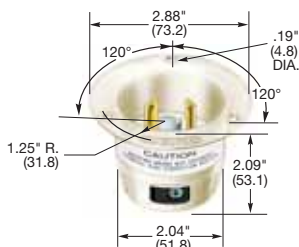
HBL2311



HBL2311VY



HBL2325SW



HBL2315

Plugs

Watertight Safety-Shroud®		IP66 SUITABILITY		
Description	Cord Dia.	Catalog Numbers		
Black Valox® housing, white Valox® clamps.	.360"-.930" (9-24)	HBL2311SW	HBL2321SW	HBL2331SW

Safety-Shroud		IP20 SUITABILITY		
Description	Cord Dia.	Catalog Numbers		
Black and white nylon body, white Valox® shroud. Can be used with the Insulgrip Connector Bodies.	.360"-.930" (9-24)	HBL2311S	HBL2321S	HBL2331S

Insulgrip		IP20 SUITABILITY		
Description	Cord Dia.	Catalog Numbers		
Black and white nylon.	.360"-.930" (9-24)	HBL2311	HBL2321	HBL2331
Corrosion resistant, yellow nylon.	.360"-.930" (9-24)	HBL23CM11	HBL23CM21	-
All black nylon.	.360"-.930" (9-24)	HBL2311BK	HBL2321BK	-
Cord clamps with removable inserts. All black nylon.	.360"-.930" (9-24)	HBL2311EBK	HBL2321EBK	-

Accessories on page B-40.

Valise®		IP20 SUITABILITY		
Description	Cord Dia.	Catalog Numbers		
Yellow nylon.	.325"-.720" (8.26-18.3)	HBL2311VY	HBL2321VY	HBL2331VY
Corrosion resistant, yellow nylon.	.325"-.720" (8.26-18.3)	HBL23CM11V	-	-
Black nylon.	.325"-.720" (8.26-18.3)	HBL2311VBK	HBL2321VBK	HBL2331VBK

Accessories on page B-51.

Flanged Inlets

Watertight Safety-Shroud		IP66 SUITABILITY		
Description	Catalog Numbers			
Gray Valox® housing and flange.	HBL2315SW HBL2325SW HBL2335SW			

Insulgrip		IP20 SUITABILITY		
Description	Catalog Numbers			
Nylon casing, back wired.	HBL2315 HBL2325 HBL2335			

Notes: For technical information on Twist-Lock® and Watertight Safety-Shroud Devices see pages B-69 and B-70. For technical information on Valise plugs and connectors see page B-74.

HBLMITL - For use with Watertight Safety-Shroud receptacles, see page B-39.



Valox® is a trademark of SABIC Innovative Plastics, acquired from General Electric Company.

Twist-Lock® Devices
20 Ampere, 125, 250 Volts and 277 Volts AC
 2 Pole, 3 Wire Grounding
Insulgrip® Connector Bodies and Receptacles



20A 125V
NEMA L5-20R
UL/CSA
1 HP



20A 250V
NEMA L6-20R
UL/CSA
2 HP



20A 277V AC
NEMA L7-20R
UL/CSA
2 HP

Connector Bodies

Watertight Safety-Shroud®		IP66 SUITABILITY		
Description	Cord Dia.	Catalog Numbers		
Black Valox® housing, white Valox® clamps.	.360"-.930" (9-24)	HBL2313SW	HBL2323SW	HBL2333SW

Insulgrip		IP20 SUITABILITY		
Description	Cord Dia.	Catalog Numbers		
Black and white nylon.	.360"-.930" (9-24)	HBL2313	HBL2323	HBL2333
Corrosion resistant, yellow nylon.	.360"-.930" (9-24)	HBL23CM13	HBL23CM23	-
All black nylon.	.360"-.930" (9-24)	HBL2313BK	HBL2323BK	-
Cord clamps with removable inserts. All black nylon.	.360"-.930" (9-24)	HBL2313EBK	HBL2323EBK	-

Accessories on page B-51.

Valise®		IP20 SUITABILITY		
Description	Cord Dia.	Catalog Numbers		
Yellow nylon.	.325"-.720" (8.26-18.3)	HBL2313VY	HBL2323VY	-
Black nylon.	.325"-.720" (8.26-18.3)	HBL2313VBK	HBL2323VBK	HBL2333VBK

Accessories on page B-51.

Receptacles

Watertight Safety-Shroud, Back Wired		IP66 SUITABILITY		
Description	Catalog Numbers			
Gray Valox® housing and flange.	HBL2310SW HBL2320SW HBL2330SW			

Accessories on page B-54.

Safety-Shroud Twist-Lock, Back Wired		IP20 SUITABILITY		
Description	Catalog Numbers			
Gray Valox® angle housing, one gang.	HBL2310AR HBL2320AR HBL2330AR			
Gray Valox® surface mounting, one gang.	HBL2310SR HBL2320SR HBL2330SR			
Gray Valox® semi-flush, two gang.	HBL2310SR2 HBL2320SR2 HBL2330SR2			

Accessories on page B-54.

Single Flush, Back and Side Wired		IP20 SUITABILITY		
Description	Catalog Numbers			
Black nylon face.	HBL2310 HBL2320 HBL2330			
Isolated ground, orange nylon face.	IG2310 IG2320 -			
Corrosion resistant, yellow nylon face.	HBL23CM10 - -			
Ring terminal connection.	HBL2310RT HBL2320RT -			

Accessories on page B-50.

Insulgrip Flanged Receptacles		Catalog Numbers		
Description	Catalog Numbers			
Nylon casing, back wired.	HBL2316 HBL2326 HBL2336			


Accessories on page B-50.




HBL2323SW



HBL2313



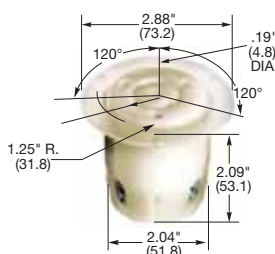
HBL2313VY



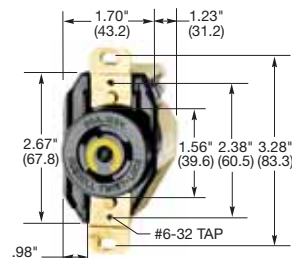
HBL2320SW




HBL2320AR



HBL2316



HBL2310



HBL2320SR2



HBL2320SR

Valox® is a trademark of SABIC Innovative Plastics, acquired from General Electric Company.



Twist-Lock® Devices
20 Ampere, 125/250 Volts 3Ø 250 and 3Ø 480 Volts AC
 3 Pole, 4 Wire Grounding
Insulgrip® Plugs and Flanged Inlets



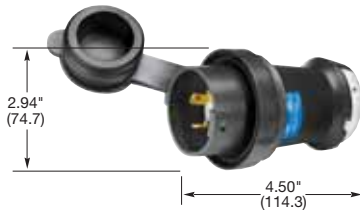
20A 125/250V AC
 NEMA L14-20P
 UL/CSA
 2 (1) HP



20A 3Ø 250V AC
 NEMA L15-20P
 UL/CSA
 3 HP



20A 3Ø 480V AC
 NEMA L16-20P
 UL/CSA
 5 HP



HBL2421SW




HBL2421S



HBL2411



HBL2425SW



HBL2415

Plugs

Watertight Safety-Shroud® IP66 SUITABILITY

Description	Cord Dia.	Catalog Numbers		
Black Valox® housing, white Valox® clamps.	.35"-1.15" (9-29)	HBL2411SW	HBL2421SW	HBL2431SW

Safety-Shroud IP20 SUITABILITY

Description	Cord Dia.	Catalog Numbers		
Black and white nylon body, white Valox® shroud. Can be used with the Insulgrip Connector Bodies.	.35"-1.15" (9-29)	HBL2411S	HBL2421S	HBL2431S

Accessories on page B-40.

Insulgrip IP20 SUITABILITY

Description	Cord Dia.	Catalog Numbers		
Black and white nylon.	.35"-1.15" (9-29)	HBL2411	HBL2421	HBL2431
Corrosion resistant, yellow nylon.	.35"-1.15" (9-29)	HBL24CM11	HBL24CM21	HBL24CM31
All black nylon.	.35"-1.15" (9-29)	HBL2411BK	-	-

Accessories on page B-53.

Flanged Inlets

Watertight Safety-Shroud IP66 SUITABILITY

Description	Catalog Numbers		
Gray Valox® housing and flange.	HBL2415SW	HBL2425SW	HBL2435SW

Accessories on page B-54.

Insulgrip IP20 SUITABILITY

Description	Catalog Numbers		
Nylon casing, back wired.	HBL2415	HBL2425	HBL2435

Accessories on page B-52.

Notes: For technical information on Twist-Lock® and Watertight Safety-Shroud Devices see pages B-69 and B-70.

HBLMITL - For use with Watertight Safety-Shroud receptacles, see page B-39.



Valox® is a trademark of SABIC Innovative Plastics, acquired from General Electric Company.

Twist-Lock® Devices

20 Ampere, 125/250 Volts 3Ø 250 and 3Ø 480 Volts AC

3 Pole, 4 Wire Grounding

Insulgrip® Connector Bodies and Receptacles



20A 125/250V
NEMA L14-20R
UL/CSA
2 (1) HP



20A 3Ø 250V AC
NEMA L15-20R
UL/CSA
3 HP



20A 3Ø 480V AC
NEMA L16-20R
UL/CSA
5 HP

Connector Bodies

Watertight Safety-Shroud®		IP66 SUITABILITY		
Description	Cord Dia.	Catalog Numbers		
Black Valox® housing, white Valox® clamps.	.35"-1.15" (9-29)	HBL2413SW	HBL2423SW	HBL2433SW
Insulgrip		IP20 SUITABILITY		
Description	Cord Dia.	Catalog Numbers		
Black and white nylon.	.35"-1.15" (9-29)	HBL2413	HBL2423	HBL2433
Corrosion resistant, yellow nylon.	.35"-1.15" (9-29)	HBL24CM13	HBL24CM23	HBL24CM33
All black nylon.	.35"-1.15" (9-29)	HBL2413BK	-	-

Accessories on page B-53.



HBL2423SW



HBL2413

Receptacles

Watertight Safety-Shroud, Back Wired		IP66 SUITABILITY		
Description	Catalog Numbers			
Gray Valox® housing and flange.	HBL2410SW	HBL2420SW	HBL2430SW	
Safety-Shroud Twist-Lock, Back Wired		IP20 SUITABILITY		
Description	Catalog Numbers			
Gray Valox® angle housing, one gang.	HBL2410AR	HBL2420AR	HBL2430AR	
Gray Valox® surface mounting, one gang.	HBL2410SR	HBL2420SR	HBL2430SR	
Gray Valox® semi-flush, two gang.	HBL2410SR2	HBL2420SR2	HBL2430SR2	

Accessories on page B-54.



HBL2420SW

Single Flush, Back and Side Wired		IP20 SUITABILITY		
Description	Catalog Numbers			
Black nylon face.	HBL2410	HBL2420	HBL2430	
Isolated ground, orange nylon face.	IG2410	IG2420	-	
Ring terminal connection.	HBL2410RT	HBL2420RT	-	

Accessories on page B-52.



HBL2420AR

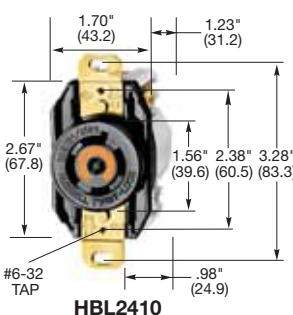
Insulgrip Flanged Receptacles

Description	Catalog Numbers		
Nylon casing, back wired.	HBL2416	HBL2426	HBL2436

Accessories on page B-52.



HBL2416



HBL2410



HBL2420SR2



HBL2420SR


Valox® is a trademark of SABIC Innovative Plastics, acquired from General Electric Company.

Twist-Lock® Devices

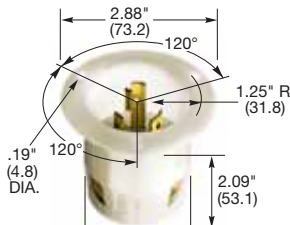
20 Ampere, 347, 480 and 600 Volts AC

2 Pole, 3 Wire Grounding

Insulgrip® Plugs, Flanged Inlets, Connector Bodies and Receptacles



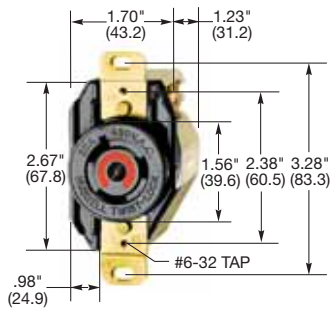
HBL2341



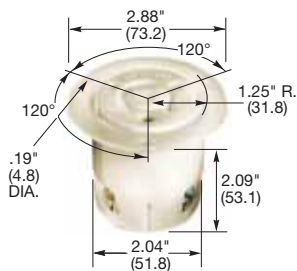
HBL2345



HBL2343



HBL2340



HBL2346

IP20
SUITABILITY



20A 347V AC
NEMA L24-20P
UL/CSA



20A 480V AC
NEMA L8-20P
UL/CSA
3 HP



20A 600V AC
NEMA L9-20P
UL/CSA

Plugs

Description	Cord Dia.	Catalog Numbers		
Black and white nylon.	.360"-.930" (9-24)	HBL3721	HBL2341	HBL2351

Accessories on page B-51.

Flanged Inlets

Description	Catalog Numbers		
Nylon casing, back wired.	HBL3725	HBL2345	HBL2355

Accessories on page B-50.

IP20
SUITABILITY



20A 347V AC
NEMA L24-20R
UL/CSA



20A 480V AC
NEMA L8-20R
UL/CSA
3 HP



20A 600V AC
NEMA L9-20R
UL/CSA

Connector Bodies

Description	Cord Dia.	Catalog Numbers		
Black and white nylon.	.360"-.930" (9-24)	HBL3723	HBL2343	HBL2353

Accessories on page B-51.

Single Flush Receptacles, Back and Side Wired

Description	Catalog Numbers		
Black nylon face.	HBL3720	HBL2340	HBL2350
Isolated ground, orange nylon face.	-	IG2340	-

Accessories on page B-50.

Flanged Receptacles

Description	Catalog Numbers		
Nylon casing, back wired.	HBL3726	HBL2346	HBL2356

Accessories on page B-50.

Notes: Only receptacles and plugs up to 480V AC are HP rated.
For technical information see page B-69.
See page B-37 for switched enclosure.
See page B-40 for Add-A-Shroud™ kit. For use with connector bodies.
HP ratings are AC only.

Twist-Lock® Devices

20 Ampere, 3Ø Y 120/208, 277/480 and 347/600 Volts AC

4 Pole, 4 Wire Non-Grounding

Insulgrip® Plugs, Flanged Inlets, Connector Bodies and Receptacles



IP20
SUITABILITY



20A 3ØY
120/208V AC
NEMA L18-20P
UL Listed
2 HP



20A 3ØY
277/480V AC
NEMA L19-20P
UL Listed
5 HP



20A 3ØY
347/600V AC
NEMA L20-20P
UL Listed

Plugs

Description	Cord Dia.	Catalog Numbers		
Black and white nylon.	.35"-1.15" (9-29)	HBL2441	HBL2451	HBL2461

Accessories on page B-53.



HBL2441

Flanged Inlets

Description	Catalog Numbers
Nylon casing, back wired.	HBL2445 HBL2455 HBL2465

Accessories on page B-52.

IP20
SUITABILITY



20A 3ØY
120/208V AC
NEMA L18-20R
UL Listed
2 HP



20A 3ØY
277/480V AC
NEMA L19-20R
UL Listed
5 HP

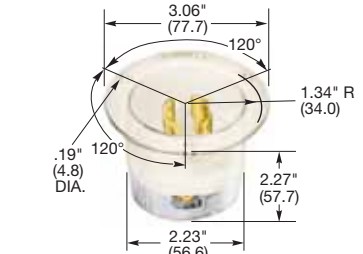


20A 3ØY
347/600V AC
NEMA L20-20R
UL Listed

Connector Bodies

Description	Cord Dia.	Catalog Numbers		
Black and white nylon.	.35"-1.15" (9-29)	HBL2443	HBL2453	HBL2463

Accessories on page B-53.



HBL2445



HBL2443

Single Flush Receptacles, Back and Side Wired

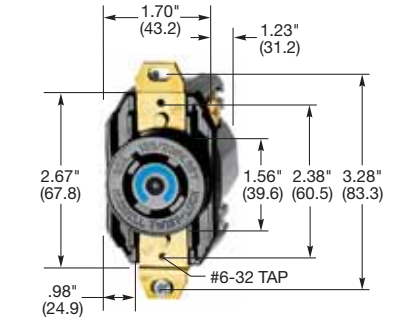
Description	Catalog Numbers
Black nylon face.	HBL2440 HBL2450 HBL2460

Accessories on page B-52.

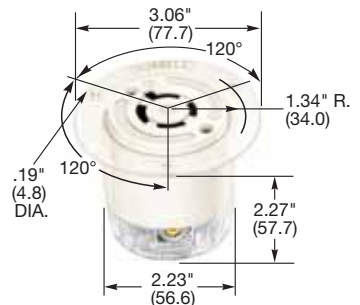
Flanged Receptacles

Description	Catalog Numbers
Nylon casing, back wired.	HBL2446 HBL2456 HBL2466

Accessories on page B-52.



HBL2440



HBL2446


Notes: Only receptacles and plugs up to 480V AC are HP rated.
For technical information see page B-69.
See page B-37 for switched enclosure.
See page B-40 for Add-A-Shroud™ kit. For use with connector bodies.
HP ratings are AC only.

Twist-Lock® Devices

20 Ampere, 3Ø Y 120/208, 277/480 and 347/600 Volts AC

4 Pole, 5 Wire Grounding

Insulgrip® Plugs and Flanged Inlets



HBL2511SW



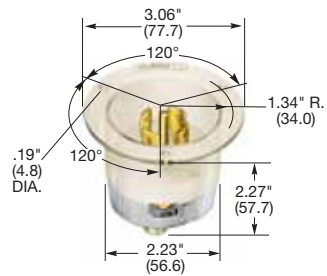
HBL2511S



HBL2511



HBL2515SW



HBL2515

Plugs

Watertight Safety-Shroud®		IP66 SUITABILITY		
Description	Cord Dia.	Catalog Numbers		
Black Valox® housing, white Valox® clamps.	.35"-1.15" (9-29)	HBL2511SW	-	-

Safety-Shroud		IP20 SUITABILITY		
Description	Cord Dia.	Catalog Numbers		
Black and white nylon body, white Valox® shroud. Can be used with the Insulgrip Connector Bodies.	.35"-1.15" (9-29)	HBL2511S	-	-

Accessories on page B-40.

Insulgrip		IP20 SUITABILITY		
Description	Cord Dia.	Catalog Numbers		
Black and white nylon.	.35"-1.15" (9-29)	HBL2511	HBL2521	HBL2531
All black nylon.	.35"-1.15" (9-29)	HBL2511BK	-	-
Corrosion resistant, yellow nylon.	.35"-1.15" (9-29)	HBL25CM11	-	-
Black and white for flat cable.	.35"-1.15" (9-29)	HBL2511FC	-	-

Accessories on page B-53.

Flanged Inlets

Watertight Safety-Shroud		IP66 SUITABILITY		
Description	Catalog Numbers			
Gray Valox® housing and flange.	HBL2515SW - - -			

Accessories on page B-52.

Insulgrip		IP20 SUITABILITY		
Description	Catalog Numbers			
Nylon casing, back wired.	HBL2515 HBL2525 HBL2535			

Accessories on page B-52.

Notes: For technical information on Twist-Lock® and Watertight Safety-Shroud Devices see pages B-69 and B-70.



HBLMITL - For use with Watertight Safety-Shroud receptacles, see page B-39.

Valox® is a trademark of SABIC Innovative Plastics, acquired from General Electric Company.



Twist-Lock® Devices

20 Ampere, 3Ø Y 120/208, 277/480 and 347/600 Volts AC

4 Pole, 5 Wire Grounding

Insulgrip® Connector Bodies and Receptacles



20A 3ØY
120/208V AC
NEMA L21-20R
UL/CSA
2 HP



20A 3ØY
277/480V AC
NEMA L22-20R
UL/CSA
5 HP



20A 3ØY
347/600V AC
NEMA L23-20R
UL/CSA

Connector Bodies

Watertight Safety-Shroud®

IP66 SUITABILITY

Description	Cord Dia.	Catalog Numbers
Black Valox® housing, white Valox® clamps.	.35"-1.15" (9-29)	HBL2513SW - -



HBL2513SW

Insulgrip

IP20 SUITABILITY

Description	Cord Dia.	Catalog Numbers
Black and white nylon.	.35"-1.15" (9-29)	HBL2513 HBL2523 HBL2533
All black nylon.	.35"-1.15" (9-29)	HBL2513BK - -
Corrosion resistant, yellow nylon.	.35"-1.15" (9-29)	HBL25CM13 - -
Black and white for flat cable.	.35"-1.15" (9-29)	HBL2513FC - -



HBL2513

Accessories on page B-53.

Receptacles

Watertight Safety-Shroud, Back Wired

IP66 SUITABILITY

Description	Catalog Numbers
Gray Valox® housing and flange.	HBL2510SW - -

Accessories on page B-54.

Safety-Shroud Twist-Lock, Back Wired

IP20 SUITABILITY

Description	Catalog Numbers
Gray Valox® angle housing, one gang.	HBL2510AR - -
Gray Valox® surface mounting, one gang.	HBL2510SR - -
Gray Valox® semi-flush, two gang.	HBL2510SR2 - -

Accessories on page B-54.

Single Flush, Back and Side Wired

IP20 SUITABILITY

Description	Catalog Numbers
Black nylon face.	HBL2510 HBL2520* HBL2530*
Isolated ground, orange nylon face.	IG2510 - -


Accessories on page B-52.

Insulgrip Flanged Receptacles

Description	Catalog Numbers
Nylon casing, back wired.	HBL2516 HBL2526 HBL2536

Accessories on page B-52.

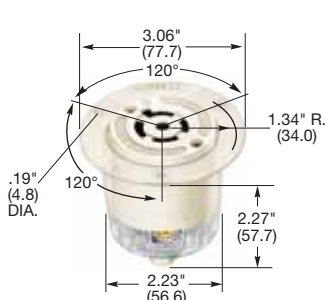
Note: * Not Fed Spec.



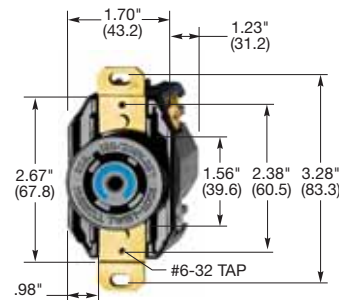
HBL2510SW




HBL2510AR



HBL2516



HBL2510



HBL2510SR2



HBL2510SR

Valox® is a trademark of SABIC Innovative Plastics, acquired from General Electric Company.



Twist-Lock® Devices

30 Ampere, 125, 250 Volts and 277 Volts AC

2 Pole, 3 Wire Grounding

Insulgrip® Plugs and Flanged Inlets



Plugs

Watertight Safety-Shroud®		IP66 SUITABILITY		
Description	Cord Dia.	Catalog Numbers		
Black Valox® housing, white Valox® clamps.	.325"-.930" (9-24)	HBL2611SW	HBL2621SW	-

Safety-Shroud		IP20 SUITABILITY		
Description	Cord Dia.	Catalog Numbers		
Black and white nylon body, white Valox® shroud. Can be used with the Insulgrip Connector Bodies.	.360"-.930" (9-24)	HBL2611S	HBL2621S	-

Accessories on page B-40.

Insulgrip		IP20 SUITABILITY		
Description	Cord Dia.	Catalog Numbers		
Black and white nylon.	.360"-.930" (9-24)	HBL2611	HBL2621	HBL2631
Heat stabilized, gray nylon, 220° F (104° C).	.360"-.930" (9-24)	HBL2611F	HBL2621F	-
Corrosion resistant, yellow nylon.	.360"-.930" (9-24)	HBL26CM11	HBL26CM21	-
All black nylon.	.360"-.930" (9-24)	HBL2611BK	HBL2621BK	-

Accessories on page B-51.

Valise®		IP20 SUITABILITY		
Description	Cord Dia.	Catalog Numbers		
Yellow nylon.	.590"-.930" (15.0-23.6)	HBL2611VY	HBL2621VY	-
Corrosion resistant, yellow nylon.	.590"-.930" (15.0-23.6)	HBL26CM11V	-	-
Black nylon.	.590"-.930" (15.0-23.6)	HBL2611VBK	HBL2621VBK	-

Accessories on page B-51.

Flanged Inlets

Watertight Safety-Shroud		IP66 SUITABILITY		
Description	Catalog Numbers			
Gray Valox® housing and flange.	HBL2615SW HBL2625SW -			

Accessories on page B-54.

Insulgrip		IP20 SUITABILITY		
Description	Catalog Numbers			
Nylon casing, back wired.	HBL2615 HBL2625 HBL2635			
Heat stabilized, gray nylon, 220° F (104° C).	HBL2615F HBL2625F -			

Accessories on page B-50.

Notes: For technical information on Twist-Lock® and Watertight Safety-Shroud Devices see pages B-69 and 70. For technical information on Valise plugs and connectors see page B-74.

HBLMITL - For use with Watertight Safety-Shroud receptacles, see page B-39.



Valox® is a trademark of SABIC Innovative Plastics, acquired from General Electric Company.

Twist-Lock® Devices

30 Ampere, 125, 250 Volts and 277 Volts AC

2 Pole, 3 Wire Grounding

Insulgrip® Connector Bodies and Receptacles



30A 125V
NEMA L5-30R
UL/CSA
2 HP



30A 250V
NEMA L6-30R
UL/CSA
2 HP



30A 277V AC
NEMA L7-30R
UL/CSA
3 HP

Connector Bodies

Watertight Safety-Shroud®		IP66 SUITABILITY		
Description	Cord Dia.	Catalog Numbers		
Black Valox® housing, white Valox® clamps.	.360"-.930" (9-24)	HBL2613SW	HBL2623SW	-
Insulgrip		IP20 SUITABILITY		
Description	Cord Dia.	Catalog Numbers		
Black and white nylon.	.360"-.930" (9-24)	HBL2613	HBL2623	HBL2633
Heat stabilized, gray nylon, 220° F (104° C).	.360"-.930" (9-24)	HBL2613F	HBL2623F	-
Corrosion resistant, yellow nylon.	.360"-.930" (9-24)	HBL26CM13	HBL26CM23	-
All black nylon.	.360"-.930" (9-24)	HBL2613BK	HBL2623BK	-

Accessories on page B-51.

Valise®		IP20 SUITABILITY		
Description	Cord Dia.	Catalog Numbers		
Yellow nylon.	.590"-.930" (15.0-23.6)	HBL2613VY	HBL2623VY	-
Corrosion resistant, yellow nylon.	.590"-.930" (15.0-23.6)	HBL26CM13V	-	-
Black nylon.	.590"-.930" (15.0-23.6)	HBL2613VBK	HBL2623VBK	-

Accessories on page B-51.

Receptacles

Watertight Safety-Shroud, Back Wired		IP66 SUITABILITY		
Description	Catalog Numbers			
Gray Valox® housing and flange.	HBL2610SW HBL2620SW -			

Accessories on page B-54.

Safety-Shroud Twist-Lock, Back Wired		IP20 SUITABILITY		
Description	Catalog Numbers			
Gray Valox® angle housing, one gang.	HBL2610AR HBL2620AR -			
Gray Valox® surface mounting, one gang.	HBL2610SR HBL2620SR -			
Gray Valox® semi-flush, two gang.	HBL2610SR2 HBL2620SR2 -			

Accessories on page B-54.

Single Flush, Back and Side Wired		IP20 SUITABILITY		
Description	Catalog Numbers			
Black nylon face.	HBL2610 HBL2620 HBL2630			
Isolated ground, orange nylon face.	IG2610 IG2620 -			
Corrosion resistant, yellow nylon face.	HBL26CM10 - -			
Ring terminal connection.	HBL2610RT HBL2620RT -			


Accessories on page B-50.

Insulgrip Flanged Receptacles				
Description	Catalog Numbers			
Nylon casing, back wired.	HBL2616 HBL2626 HBL2636			
Heat stabilized, gray nylon, 220° F (104° C).	HBL2616F HBL2626F -			


Accessories on page B-50.



HBL2613SW



HBL2623



HBL2613VY



HBL2610SW



HBL2620AR



HBL2620SR

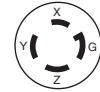
Twist-Lock® Devices

30 Ampere, 125/250 Volts and 3Ø 250 Volts AC

3 Pole, 4 Wire Grounding
Insulgrip® Plugs and Flanged Inlets



30A 125/250V
NEMA L14-30P
UL/CSA
2 (2) HP



30A 3Ø 250V AC
NEMA L15-30P
UL/CSA
3 HP



HBL2711SW



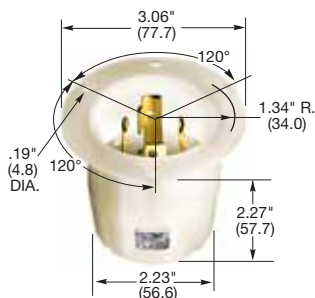
HBL2711S



HBL2711



HBL2715SW



HBL2715

Plugs

Watertight Safety-Shroud® IP66 SUITABILITY

Description	Cord Dia.	Catalog Numbers
Black Valox® housing, white Valox® clamps.	.35"-1.15" (9-29)	HBL2711SW HBL2721SW

Safety-Shroud IP20 SUITABILITY

Description	Cord Dia.	Catalog Numbers
Black and white nylon body, white Valox® shroud. Can be used with the Insulgrip Connector Bodies.	.35"-1.15" (9-29)	HBL2711S HBL2721S

Accessories on page B-40.

Insulgrip IP20 SUITABILITY

Description	Cord Dia.	Catalog Numbers
Black and white nylon.	.35"-1.15" (9-29)	HBL2711 HBL2721
Corrosion resistant, yellow nylon.	.35"-1.15" (9-29)	HBL27CM11 HBL27CM21
All black nylon.	.35"-1.15" (9-29)	HBL2711BK -

Accessories on page B-53.

Flanged Inlets

Watertight Safety-Shroud IP66 SUITABILITY

Description	Catalog Numbers
Gray Valox® housing and flange.	HBL2715SW HBL2725SW

Accessories on page B-54.

Insulgrip IP20 SUITABILITY

Description	Catalog Numbers
Nylon casing, back wired.	HBL2715 HBL2725

Accessories on page B-52.

Notes: For technical information on Twist-Lock® and Watertight Safety-Shroud Devices see pages B-69 and 70.



HBLMITL - For use with Watertight Safety-Shroud receptacles, see page B-39.

Valox® is a trademark of SABIC Innovative Plastics, acquired from General Electric Company.

Twist-Lock® Devices

30 Ampere, 125/250 Volts and 3Ø 250 Volts AC

3 Pole, 4 Wire Grounding

Insulgrip® Connector Bodies and Receptacles



30A 125/250V
NEMA L14-30R
UL/CSA
2 (2) HP



30A 3Ø 250V AC
NEMA L15-30R
UL/CSA
3 HP

Connector Bodies

Watertight Safety-Shroud®

IP66 SUITABILITY

Description	Cord Dia.	Catalog Numbers	
Black Valox® housing, white Valox® clamps.	.35"-1.15" (9-29)	HBL2713SW	HBL2723SW



HBL2713SW

Insulgrip

IP20 SUITABILITY

Description	Cord Dia.	Catalog Numbers	
Black and white nylon.	.35"-1.15" (9-29)	HBL2713	HBL2723
Corrosion resistant, yellow nylon.	.35"-1.15" (9-29)	HBL27CM13	HBL27CM23
All black nylon.	.35"-1.15" (9-29)	HBL2713BK	-



HBL2713

Accessories on page B-53.

Receptacles

Watertight Safety-Shroud, Back Wired

IP66 SUITABILITY

Description	Catalog Numbers	
Gray Valox® housing and flange.	HBL2710SW	HBL2720SW

Accessories on page B-54.

Safety-Shroud Twist-Lock, Back Wired

IP20 SUITABILITY

Description	Catalog Numbers	
Gray Valox® angle housing, one gang.	HBL2710AR	HBL2720AR
Gray Valox® surface mounting, one gang.	HBL2710SR	HBL2720SR
Gray Valox® semi-flush, two gang.	HBL2710SR2	HBL2720SR2

Accessories on page B-54.



HBL2710SW

Single Flush, Back and Side Wired

IP20 SUITABILITY

Description	Catalog Numbers	
Black nylon face.	HBL2710	HBL2720
Isolated ground, orange nylon face.	IG2710	IG2720
Ring terminal connection.	HBL2710RT	HBL2720RT

Accessories on page B-52.

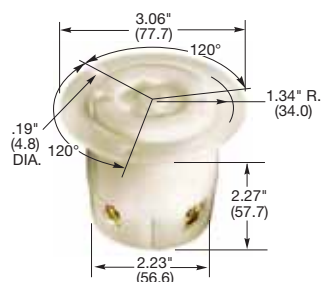


HBL2710AR

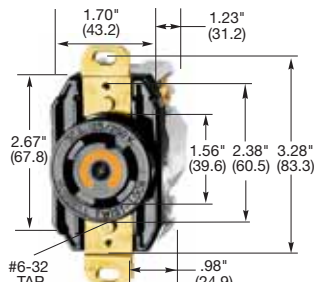
Insulgrip Flanged Receptacles

Description	Catalog Numbers	
Nylon casing, back wired.	HBL2716	HBL2726

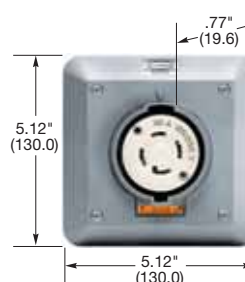
Accessories on page B-52.



HBL2716



HBL2710



HBL2710SR2



HBL2710SR

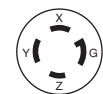
Valox® is a trademark of SABIC Innovative Plastics, acquired from General Electric Company.

Twist-Lock® Devices

30 Ampere, 3Ø 480 and 3Ø 600 Volts AC

3 Pole, 4 Wire Grounding

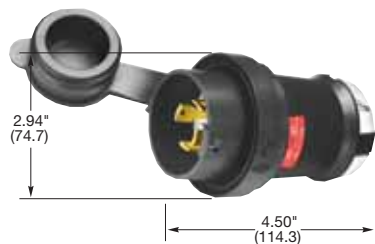
Insulgrip® Plugs and Flanged Inlets



30A 3Ø 480V AC
NEMA L16-30P
UL/CSA
10 HP



30A 3Ø 600V AC
NEMA L17-30P
UL/CSA



HBL2731SW



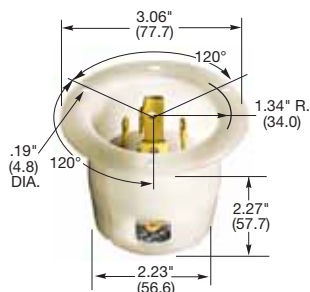
HBL2731S



HBL2731



HBL2735SW



HBL2735

Plugs

Watertight Safety-Shroud®

IP66 SUITABILITY

Description	Cord Dia.	Catalog Numbers	
Black Valox® housing, white Valox® clamps.	.35"-1.15" (9-29)	HBL2731SW	HBL2741SW

Safety-Shroud

IP20 SUITABILITY

Description	Cord Dia.	Catalog Numbers	
Black and white nylon body, white Valox® shroud. Can be used with the Insulgrip Connector Bodies.	.35"-1.15" (9-29)	HBL2731S	HBL2741S

Accessories on page B-40.

Insulgrip

IP20 SUITABILITY

Description	Cord Dia.	Catalog Numbers	
Black and white nylon.	.35"-1.15" (9-29)	HBL2731	HBL2741
Corrosion resistant, yellow nylon.	.35"-1.15" (9-29)	HBL27CM31	HBL27CM41

Accessories on page B-53.

Flanged Inlets

Watertight Safety-Shroud

IP66 SUITABILITY

Description	Catalog Numbers	
Gray Valox® housing and flange.	HBL2735SW	HBL2745SW

Accessories on page B-54.

Insulgrip

IP20 SUITABILITY

Description	Catalog Numbers	
Nylon casing, back wired.	HBL2735	HBL2745

Accessories on page B-52.

Notes: For technical information on Twist-Lock® and Watertight Safety-Shroud Devices see pages B-69 and 70.

HBLMITL - For use with Watertight Safety-Shroud receptacles, see page B-39.



Valox® is a trademark of SABIC Innovative Plastics, acquired from General Electric Company.

Twist-Lock® Devices
30 Ampere, 3Ø 480 and 3Ø 600 Volts AC
 3 Pole, 4 Wire Grounding
Insulgrip® Connector Bodies and Receptacles



Connector Bodies

Watertight Safety-Shroud®		IP66 SUITABILITY	
Description	Cord Dia.	Catalog Numbers	
Black Valox® housing, white Valox® clamps.	.35"-1.15" (9-29)	HBL2733SW	HBL2743SW
Insulgrip		IP20 SUITABILITY	
Description	Cord Dia.	Catalog Numbers	
Black and white nylon.	.35"-1.15" (9-29)	HBL2733	HBL2743
Corrosion resistant, yellow nylon.	.35"-1.15" (9-29)	HBL27CM33	HBL27CM43

Accessories on page B-53.



Receptacles

Watertight Safety-Shroud, Back Wired		IP66 SUITABILITY	
Description		Catalog Numbers	
Gray Valox® housing and flange.		HBL2730SW	HBL2740SW
Accessories on page B-54.			
Safety-Shroud Twist-Lock, Back Wired		IP20 SUITABILITY	
Description		Catalog Numbers	
Gray Valox® angle housing, one gang.		HBL2730AR	HBL2740AR
Gray Valox® surface mounting, one gang.		HBL2730SR	HBL2740SR
Gray Valox® semi-flush, two gang.		HBL2730SR2	HBL2740SR2

Accessories on page B-54.



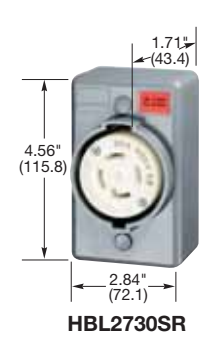
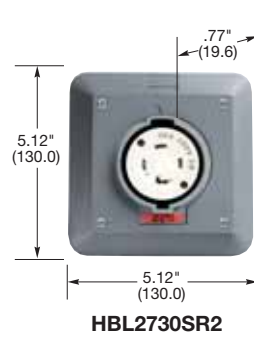
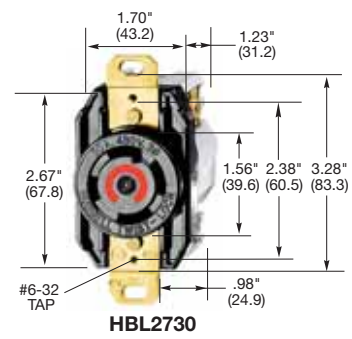
Single Flush, Back and Side Wired		IP20 SUITABILITY	
Description		Catalog Numbers	
Black nylon face.		HBL2730	HBL2740

Accessories on page B-52.



Insulgrip Flanged Receptacles		Catalog Numbers	
Description		Catalog Numbers	
Nylon casing, back wired.		HBL2736	HBL2746

Accessories on page B-52.



Valox® is a trademark of SABIC Innovative Plastics, acquired from General Electric Company.

Twist-Lock® Devices

30 Ampere, 3Ø Y 120/208, 277/480 and 347/600 Volts AC

4 Pole, 5 Wire Grounding

Insulgrip® Plugs and Flanged Inlets



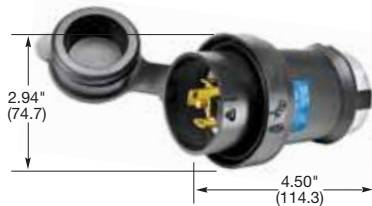
30A 3ØY
120/208V AC
NEMA L21-30P
UL/CSA
3 HP



30A 3ØY
277/480V AC
NEMA L22-30P
UL/CSA
10 HP



30A 3ØY
347/600V AC
NEMA L23-30P
UL/CSA



HBL2811SW



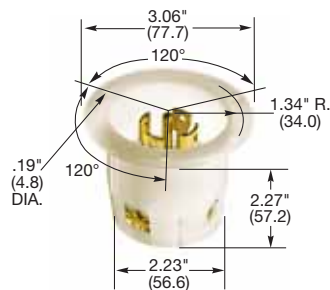
HBL2811S



HBL2811



HBL2815SW



HBL2815

Plugs

Watertight Safety-Shroud®

IP66 SUITABILITY

Description	Cord Dia.	Catalog Numbers	
Black Valox® housing, white Valox® clamps.	.35"-1.15" (9-29)	HBL2811SW	-

Safety-Shroud

IP20 SUITABILITY

Description	Cord Dia.	Catalog Numbers	
Black and white nylon body, white Valox® shroud. Can be used with the Insulgrip Connector Bodies.	.35"-1.15" (9-29)	HBL2811S	-

Accessories on page B-40.

Insulgrip

IP20 SUITABILITY

Description	Cord Dia.	Catalog Numbers		
Black and white nylon.	.35"-1.15" (9-29)	HBL2811	HBL2821	HBL2831
Corrosion resistant, yellow nylon.	.35"-1.15" (9-29)	HBL28CM11	-	-
Black and white for flat cable.	.35"-1.15" (9-29)	HBL2811FC	-	-
All black nylon.	.35"-1.15" (9-29)	HBL2811BK	-	-

Accessories on page B-53.

Flanged Inlets

Watertight Safety-Shroud

IP66 SUITABILITY

Description	Catalog Numbers	
Gray Valox® housing and flange.	HBL2815SW	-

Accessories on page B-54.

Insulgrip

IP20 SUITABILITY

Description	Catalog Numbers		
Nylon casing, back wired.	HBL2815	HBL2825	HBL2835

Accessories on page B-52.

Notes: For technical information on Twist-Lock® and Watertight Safety-Shroud Devices see pages B-69 and 70.



HBLMITL - For use with Watertight Safety-Shroud receptacles, see page B-39.

Valox® is a trademark of SABIC Innovative Plastics, acquired from General Electric Company.

Twist-Lock® Devices

30 Ampere, 3Ø Y 120/208, 277/480 and 347/600 Volts AC

4 Pole, 5 Wire Grounding

Insulgrip® Connector Bodies and Receptacles



30A 3ØY
120/208V AC
NEMA L21-30R
UL/CSA
3 HP



30A 3ØY
277/480V AC
NEMA L22-30R
UL/CSA
10 HP



30A 3ØY
347/600V AC
NEMA L23-30R
UL/CSA

Connector Bodies

Watertight Safety-Shroud®		IP66 SUITABILITY		
Description	Cord Dia.	Catalog Numbers		
Black Valox® housing, white Valox® clamps.	.35"-1.15" (9-29)	HBL2813SW	-	-

Insulgrip		IP20 SUITABILITY		
Description	Cord Dia.	Catalog Numbers		
Black and white nylon.	.35"-1.15" (9-29)	HBL2813	HBL2823	HBL2833
Corrosion resistant, yellow nylon.	.35"-1.15" (9-29)	HBL28CM13	-	-
Black and white for flat cable.	.35"-1.15" (9-29)	HBL2813FC	-	-
All black nylon.	.35"-1.15" (9-29)	HBL2813BK	-	-

Accessories on page B-53.



HBL2813SW



HBL2813

Receptacles

Watertight Safety-Shroud, Back Wired		IP66 SUITABILITY		
Description	Catalog Numbers			
Gray Valox® housing and flange.	HBL2810SW - - -			

Safety-Shroud Twist-Lock, Back Wired		IP20 SUITABILITY		
Description	Catalog Numbers			
Gray Valox® angle housing, one gang.	HBL2810AR - - -			
Gray Valox® surface mounting, one gang.	HBL2810SR - - -			
Gray Valox® semi-flush, two gang.	HBL2810SR2 - - -			

Accessories on page B-54.



HBL2810SW

Single Flush, Back and Side Wired		IP20 SUITABILITY		
Description	Catalog Numbers			
Black nylon face.	HBL2810 HBL2820 HBL2830			
Isolated ground, orange nylon face.	IG2810 - - -			
Ring terminal connection.	HBL2810RT - - -			

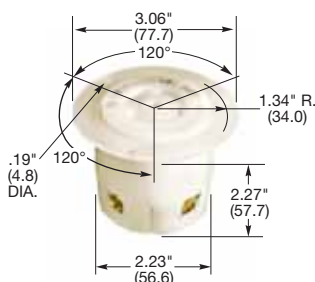
Accessories on page B-52.



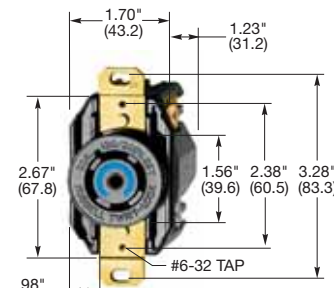
HBL2810AR

Insulgrip Flanged Receptacles		Catalog Numbers		
Nylon casing, back wired.	HBL2816 HBL2826 HBL2836			

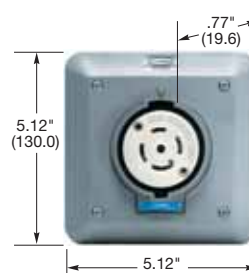
Accessories on page B-52.



HBL2816



HBL2810



HBL2810SR2



HBL2810SR

Valox® is a trademark of SABIC Innovative Plastics, acquired from General Electric Company.



Twist-Lock® Devices

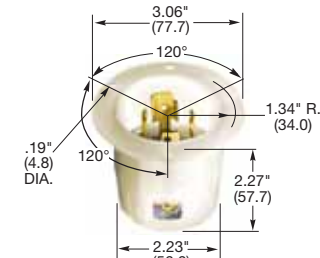
30 Ampere, 3Ø Y 120/208, 277/480 and 347/600 Volts AC

4 Pole, 4 Wire Non-Grounding

Insulgrip® Plugs, Flanged Inlets, Connector Bodies and Receptacles



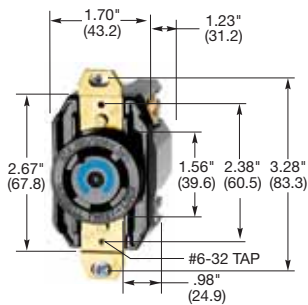
HBL2751



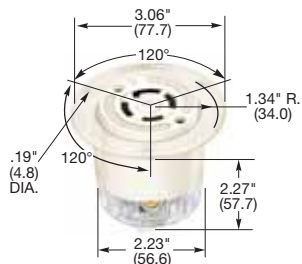
HBL2755



HBL2753



HBL2750



HBL2756

IP20
SUITABILITY



30A 3ØY
120/208V AC
NEMA L18-30P
UL Listed
3 HP



30A 3ØY
277/480V AC
NEMA L19-30P
UL Listed
10 HP



30A 3ØY
347/600V AC
NEMA L20-30P
UL Listed

Plugs

Description	Cord Dia.	Catalog Numbers		
Black and white nylon.	.35"-1.15" (9-29)	HBL2751	HBL2761	HBL2771

Accessories on page B-53.

Flanged Inlets

Description	Catalog Numbers		
Nylon casing, back wired.	HBL2755	HBL2765	HBL2775

Accessories on page B-52.

IP20
SUITABILITY



30A 3ØY
120/208V AC
NEMA L18-30R
UL Listed
3 HP



30A 3ØY
277/480V AC
NEMA L19-30R
UL Listed
10 HP



30A 3ØY
347/600V AC
NEMA L20-30R
UL Listed

Connector Bodies

Description	Cord Dia.	Catalog Numbers		
Black and white nylon.	.35"-1.15" (9-29)	HBL2753	HBL2763	HBL2773

Accessories on page B-53.

Single Flush Receptacles, Back and Side Wired

Description	Catalog Numbers		
Black nylon face.	HBL2750	HBL2760	HBL2770

Accessories on page B-52.

Flanged Receptacles

Description	Catalog Numbers		
Nylon casing, back wired.	HBL2756	HBL2766	HBL2776

Accessories on page B-52.

Note: For technical information on Twist-Lock® Devices see page B-69.

Twist-Lock® Devices
30 Ampere, 480 and 600 Volts AC
 2 Pole, 3 Wire Grounding
**Insulgrip® Plugs, Flanged Inlets,
 Connector Bodies and Receptacles**



IP20
SUITABILITY



30A 480V AC
NEMA L8-30P
UL/CSA
5 HP




30A 600V AC
NEMA L9-30P
UL/CSA

Plugs

Description	Cord Dia.	Catalog Numbers
Black and white nylon.	.325"-.930" (8.25-24)	HBL2641 HBL2651

Accessories on page B-51.

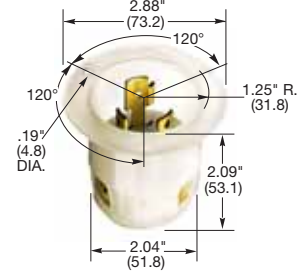


HBL2651

Flanged Inlets

Description	Catalog Numbers
Nylon casing, back wired.	HBL2645 HBL2655

Accessories on page B-50.



HBL2655

IP20
SUITABILITY



30A 480V AC
NEMA L8-30R
UL/CSA
5 HP



30A 600V AC
NEMA L9-30R
UL/CSA

Connector Bodies

Description	Cord Dia.	Catalog Numbers
Black and white nylon.	.325"-.930" (8.25-24)	HBL2643 HBL2653

Accessories on page B-51.

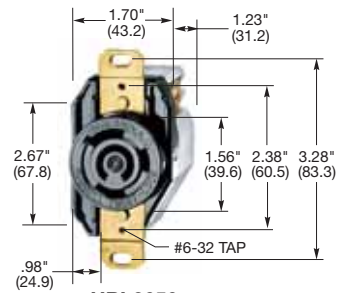


HBL2653

Single Flush Receptacles, Back and Side Wired

Description	Catalog Numbers
Black nylon face.	HBL2640 HBL2650

Accessories on page B-50.

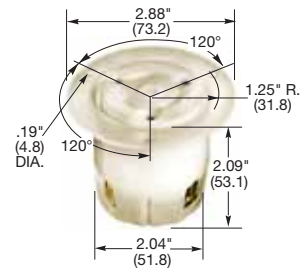


HBL2650

Flanged Receptacles

Description	Catalog Numbers
Nylon casing, back wired.	HBL2646 HBL2656

Accessories on page B-50.



HBL2656

Note: For technical information on Twist-Lock® Devices see page B-69.



Twist-Lock® Devices

Switched Safety Enclosures**Switched Twist-Lock® and Hubbellock® Enclosures**

Lockable handle provides lockout protection for greater safety and complies with OSHA lockout requirements.

Horsepower rated switch.


Angled 20 or 30 Amp Hubbell Twist-Lock receptacle provides low profile and helps control cable arc of bend.

Large receptacle gasketless door and hinge assembly.

Premolded conduit entry hole is offset to prevent water condensation from falling directly on interior electrical components, while speeding installation by making it easier to pull conductors.

Heavy-duty internal frame bonds conduit and all grounds and has a DIN rail to accommodate the switch.

Moveable feet may be used in horizontal or vertical position or may be removed and premarked holes drilled for Type 1 or 3R installations.



The Switched Twist-Lock and Hubbellock Enclosures integrate a receptacle and a switch to produce distinct advantages for the user. This enclosure replaces box, switch, cover and all in a compact design that meets Type 3R Rainproof or 12K Dust-tight requirements. The receptacle is angled downward for a low profile, and it maintains a low profile while accommodating either a 20 or 30 Amp Twist-Lock receptacle or 30 Amp, 4 wire Hubbellock receptacle. The enclosure can be used in top, bottom or back feed applications. The handle is designed to be locked in the off position for lockout protection.

Hubbell has developed the Switched Safety Enclosure because users want to be able to

disconnect higher voltage devices confidently. Hubbell responded with a line of Switched Safety Enclosures for Twist-Lock and Hubbellock receptacles.

The provision of the integral switch and the receptacle in a compact, non-metallic enclosure encourages the safe operating practice of disconnecting at the switch rather than the plug and receptacle.

For plants and factories in a wide variety of industries, as well as light industrial facilities, Hubbell's Switched Enclosures offer an upgrade that's convenient, compact and easy to install.

Twist-Lock® Devices

Switched Safety Enclosures**Switched Twist-Lock® and Hubbellock® Enclosures**

UL Listed, CSA Certified
Type 3R and 12K Enclosure Rating

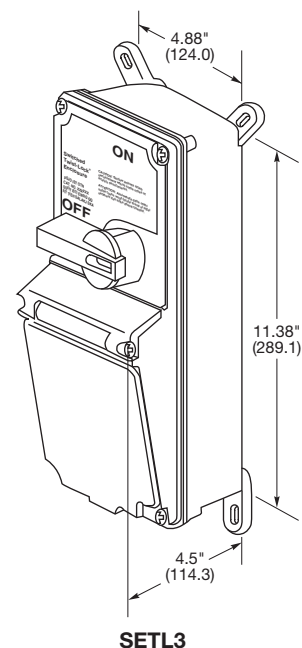


IP54
SUITABILITY

Switched Enclosure Ready for Twist-Lock® Receptacle Addition

Ideal unit for stockroom. This single unit provides the complete enclosure ready to accept any Hubbell 20 or 30A Twist-Lock receptacle.

Description	Ratings	Catalog Number
Switched Twist-Lock enclosure accommodates any NEMA 2 pole, 3 wire to 4 pole, 5 wire grounding receptacle (sold separately).	Amperage, voltage, and horsepower ratings will be determined by the choice of the NEMA 20 or 30A Twist-Lock receptacle selected.	SETL3
Auxiliary contact.	“Break After Main Break”, 1 set of n/o contacts, 1 set of n/c contacts.	HBLAC1
Auxiliary contact.	“Break Before Main Break”, 1 set of n/o contacts.	HBLAC2

**Switched Enclosure Complete with Twist-Lock Receptacle**

Completely pre-wired with a Twist-Lock receptacle, these application oriented combinations are available to satisfy your needs.

Description	NEMA Config.	Amp-erage	Voltage	Horsepower	Switched Enclosure Catalog Numbers	Use Twist-Lock Plug Catalog Numbers
Switched Twist-Lock enclosure with a pre-wired HBL2720 receptacle.	L15-30R	30	3Ø 240V AC	7.5	SE2720A	HBL2721
Switched Twist-Lock enclosure with a pre-wired HBL2730 receptacle.	L16-30R	30	3Ø 480V AC	15	SE2730A	HBL2731

Switched Enclosure Ready for Hubbellock Receptacle Addition

Ideal unit for stockroom. This single unit provides the complete enclosure ready to accept your 30A, 4 wire Hubbellock receptacle choice.

Description	Ratings	Catalog Number
Switched enclosure for use with 3 pole 4 wire 30A Hubbellock receptacle (sold separately).	Amperage, voltage, and horsepower ratings will be determined by the choice of the 4 wire Hubbellock receptacle selected.	SEHBL3
Auxiliary contact.	“Break After Main Break”, 1 set of n/o contacts, 1 set of n/c contacts.	HBLAC1
Auxiliary contact.	“Break Before Main Break”, 1 set of n/o contacts.	HBLAC2

Twist-Lock® Devices

Mechanical Interlock Switched Safety Enclosures

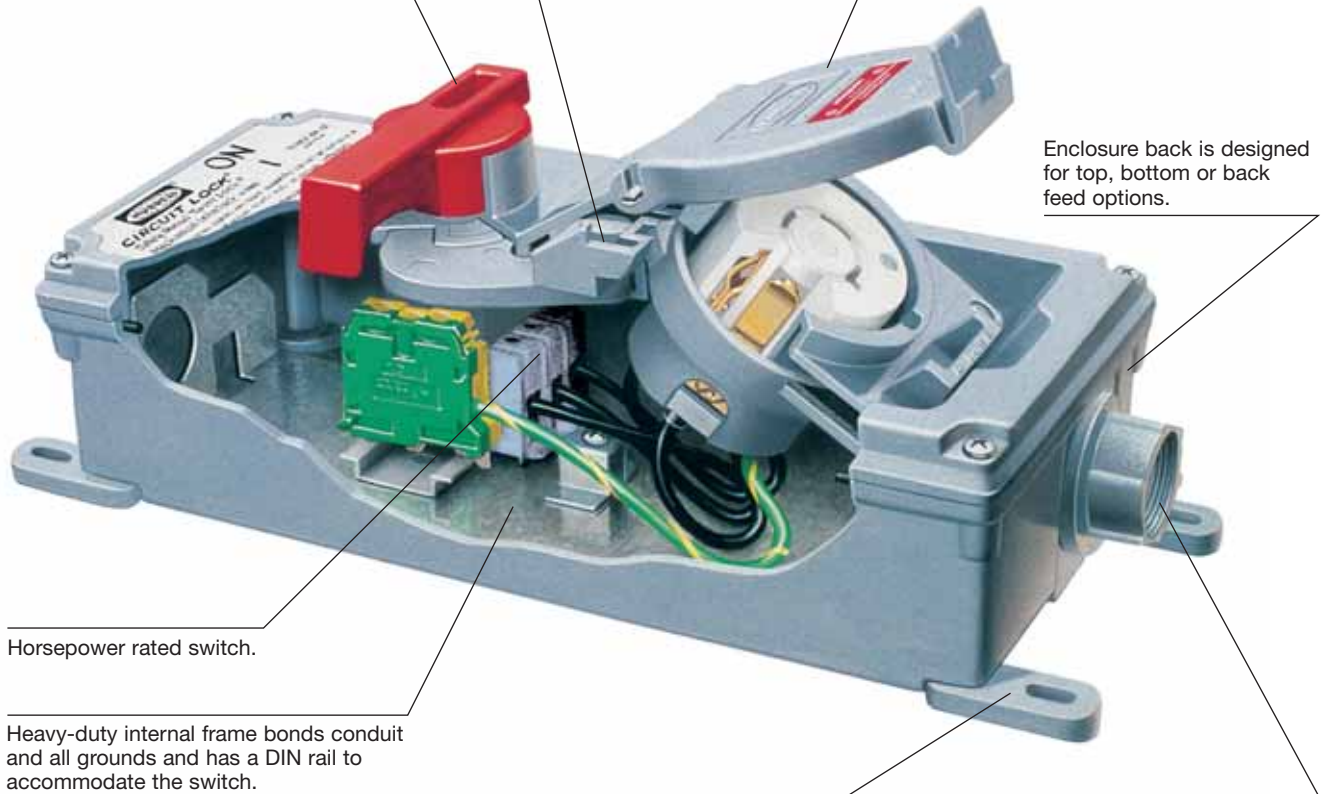
Circuit-Lock® Unfused Safety-Shroud® Twist-Lock®

Lockable handle provides lockout protection for greater safety and complies with OSHA lockout requirements.

Heavy-duty interlock linkage prevents make and break under load.

Angled 20 or 30 Amp Hubbell Watertight Safety-Shroud Twist-Lock receptacle provides watertight, low profile and mechanical interlock capabilities. (ordered separately).

Enclosure back is designed for top, bottom or back feed options.



Horsepower rated switch.

Heavy-duty internal frame bonds conduit and all grounds and has a DIN rail to accommodate the switch.

Moveable feet may be used in horizontal or vertical position or may be removed and premarked holes drilled for Type 1 or 3R installations.

Premolded conduit entry hole is offset to prevent water condensation from falling directly on interior electrical components, while speeding installation by making it easier to pull conductors.

Hubbell offers the only mechanical interlock for Twist-Lock. This new, unfused mechanical interlock for watertight Safety-Shroud Twist-Lock integrates a watertight receptacle with a linked disconnect switch to provide a mechanically interlocked receptacle. This virtually eliminates the possibility of making or breaking the circuit while under load or making a casual or “lazy” connection.

The switch cannot be turned “ON” until the plug is properly inserted and locked, and the plug cannot be removed until the switch is turned “OFF.” All these protective features are included in a compact

Type 4X hose-directed water and corrosion resistant enclosure that allows for top, bottom or back feed options.

The non-metallic enclosure is nonconductive, yet has an internal frame to assure ground continuity with metallic conduit.

In addition, this interlock works with all Safety-Shroud Twist-Lock Plugs. The new unfused mechanical interlock for watertight Safety-Shroud Twist-Lock can be locked out as a method of compliance with OSHA lockout/tagout regulations.

Twist-Lock® Devices

Mechanical Interlock Switched Safety Enclosures

Circuit-Lock® Unfused Safety Shroud® Twist-Lock®

UL Listed, CSA Certified TYPE 4,
4X and TYPE 12K Enclosure Rating



IP66
SUITABILITY

Ordering Information

This unit is a complete enclosure ready to accept any 20 or 30A Watertight Safety-Shroud Twist-Lock Receptacle.

Description	Ratings	Catalog Number
Mechanical Interlock accommodates 20A or 30A Watertight Safety-Shroud Twist-Lock receptacles.	Amperage and voltage ratings will be determined by the choice of the Watertight Safety-Shroud Twist-Lock selected. Supplied with 3/4" Hub.	HBLMITL

Accepts the following watertight Safety-Shroud Twist-Lock receptacles:

20A

Rating	Voltage AC	NEMA Config. Reference Number	Max. HP Rating*	Receptacle Catalog Numbers	Use Watertight Safety Shroud Twist-Lock Plug
2 Pole, 3 Wire	120	L5-20	1	HBL2310SW	HBL2311SW
	208-240	L6-20	2.5	HBL2320SW	HBL2321SW
	277	L7-20	3	HBL2330SW	HBL2331SW
3 Pole, 4 Wire	120/240	L14-20	2.5	HBL2410SW	HBL2411SW
	240 3Ø	L15-20	5 (3@208V)	HBL2420SW	HBL2421SW
	480 3Ø	L16-20	10	HBL2430SW	HBL2431SW
4 Pole, 5 Wire	120/208 3ØY	L21-20	3	HBL2510SW	HBL2511SW

30A

Rating	Voltage AC	NEMA Config. Reference Number	Max. HP Rating*	Receptacle Catalog Numbers	Use Watertight Safety Shroud Twist-Lock Plug
2 Pole, 3 Wire	120	L5-30	1	HBL2610SW	HBL2611SW
	208-240	L6-30	3	HBL2620SW	HBL2621SW
3 Pole, 4 Wire	120/240	L14-30	3	HBL2710SW	HBL2711SW
	240 3Ø	L15-30	7.5	HBL2720SW	HBL2721SW
	480 3Ø	L16-30	15	HBL2730SW	HBL2731SW
	600 3Ø	L17-30	15	HBL2740SW	HBL2741SW
4 Pole, 5 Wire	120/208 3ØY	L21-30	7.5	HBL2810SW	HBL2811SW

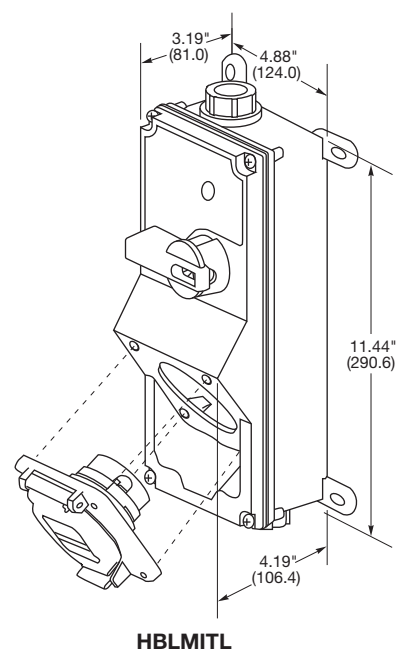
Auxiliary Contacts

Description	Ratings	Catalog Number
Auxiliary contact.	"Break After Main Break", 1 set of n/o contacts, 1 set of n/c contacts.	HBLAC1
Auxiliary contact.	"Break Before Main Break", 1 set of n/o contacts.	HBLAC2

Replacement Parts

Description	Catalog Number
Ground block.	HBL30RGB
Neutral block.	HBL30RNB
Replacement switch.	HBLDS3RS

Notes: *HP ratings for the final unit are determined by the HP rating of the switch, limited by the full load current capability of the receptacle at 80% of rated current, number of phases and line voltage. HP ratings listed above are AC only. See pages B-52 and B-53 for accessories. For technical information see page B-73.



HBLMITL



Twist-Lock® Devices

Safety-Shroud® Twist-Lock® Devices

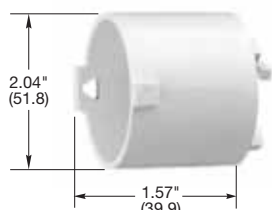
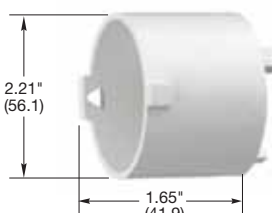
ADD-A-SHROUD™: The Innovation That Lets You Convert Existing Insulgrip® Twist-Lock® Plugs to Safety-Shroud Twist-Lock Devices



The Add-A-Shroud devices allow conversion of existing 20A and 30A 3 to 5 wire Hubbell Insulgrip® Twist-Lock devices to a Safety-Shroud Twist-Lock plug. These devices provide a convenient and cost-effective way to convert existing Hubbell Insulgrip Twist-Lock plugs to Safety-Shroud Twist-Lock plugs. The Safety-Shroud Twist-Lock plug permits engagement with the Hubbell Mechanical Interlock Enclosure which virtually prevents make and break under load.

Safety-Shroud Twist-Lock – 20 and 30 Ampere**Add-A-Shroud Catalog Number HBLSS3**

For conversion of all 3 wire Hubbell Insulgrip Twist-Lock Devices.

**HBLSS3****HBLSS45**

	Voltage Rating	NEMA Number	Hubbell Catalog Numbers Plug	Add-A-Shroud
20A, 2 Pole 3 Wire Grounding	125V	L5-20	HBL2311	HBLSS3
	250V	L6-20	HBL2321	HBLSS3
	277V AC	L7-20	HBL2331	HBLSS3
	480V AC	L8-20	HBL2341	HBLSS3
	600V AC	L9-20	HBL2351	HBLSS3
30A, 2 Pole 3 Wire Grounding	125V	L5-30	HBL2611	HBLSS3
	250V	L6-30	HBL2621	HBLSS3
	277V AC	L7-30	HBL2631	HBLSS3
	480V AC	L8-30	HBL2641	HBLSS3
	600V AC	L9-30	HBL2651	HBLSS3

Add-A-Shroud Catalog Number HBLSS45

For conversion of all 4 and 5 wire Hubbell Insulgrip Twist-Lock Devices.

	Voltage Rating	NEMA Number	Hubbell Catalog Numbers Plug	Add-A-Shroud
20A, 3 Pole 4 Wire Grounding	125/250V	L14-20	HBL2411	HBLSS45
	3Ø250V AC	L15-20	HBL2421	HBLSS45
	3Ø480V AC	L16-20	HBL2431	HBLSS45
30A, 3 Pole 4 Wire Grounding	125/250V	L14-30	HBL2711	HBLSS45
	3Ø250V AC	L15-30	HBL2721	HBLSS45
	3Ø480V AC	L16-30	HBL2731	HBLSS45
	3Ø600V AC	L17-30	HBL2741	HBLSS45
20A, 4 Pole 5 Wire Grounding	3ØY 120/208V AC	L21-20	HBL2511	HBLSS45
	3ØY 277/480V AC	L22-20	HBL2521	HBLSS45
	3ØY 347/600V AC	L23-20	HBL2531	HBLSS45
30A, 4 Pole 5 Wire Grounding	3ØY 120/208V AC	L21-30	HBL2811	HBLSS45
	3ØY 277/480V AC	L22-30	HBL2821	HBLSS45
	3ØY 347/600V AC	L23-30	HBL2831	HBLSS45

Non-NEMA Twist-Lock® Devices


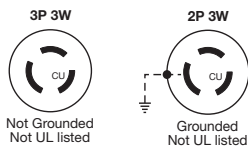
10 Ampere, 250 Volts, 15 Ampere 125 Volts

3 Pole, 3 Wire and 2 Pole, 3 Wire

Insulgrip® Plugs, Flanged Inlets, Connector Bodies and Receptacles

For Replacement Use Only

IP20
SUITABILITY

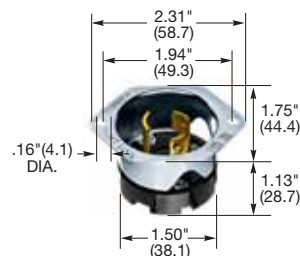


HBL7567C

Plugs

Description	Cord Dia.	Catalog Numbers
Black and white nylon. Multiple drive screws.	230"-.720" (5.8-18.3)	HBL7567C -
Yellow and white nylon. Multiple drive screws.	230"-.720" (5.8-18.3)	HBL7567CY -

Accessories on page B-49.


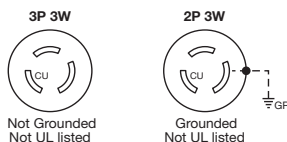


HBL7556

Flanged Inlets

Description	Catalog Numbers
Stainless steel casing.	HBL7556 HBL7556G

IP20
SUITABILITY




HBL7565C

Connector Bodies

Description	Cord Dia.	Catalog Numbers
Insulgrip connector, black and white nylon. Multiple drive screws.	230"-.720" (5.8-18.3)	HBL7565C -
Insulgrip connector, yellow and white nylon. Multiple drive screws.	230"-.720" (5.8-18.3)	HBL7565CY -
Black phenolic.	.296"-.625" (7.5-15.9)	HBL7555 HBL7555G

Accessories on page B-49.

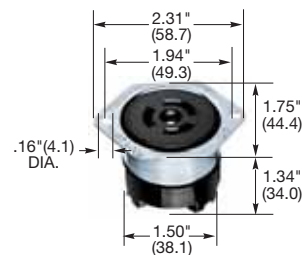


HBL7580

Receptacles

Description	Catalog Numbers
Duplex, black RTP*.	HBL7580 HBL7580G
Single, black phenolic.	HBL7582 HBL7582G

Accessories on page B-48.



HBL7557

Flanged Receptacles

Description	Catalog Numbers
Stainless steel casing.	HBL7557 HBL7557G

Accessories on page B-49.

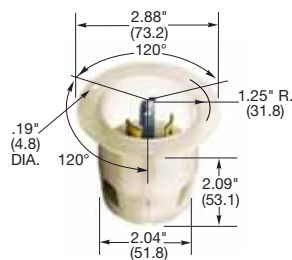
Notes: * RTP is an abbreviation for reinforced thermoplastic.
The devices shown on this page are not listed by Underwriters Laboratories Inc. and are for replacement use only in existing installations.

CAUTION: To avoid electrical shock, review premises carefully and do not use if slot or blade configuration (design) is already in a circuit having a rating differing from the rating of this device.


Non-NEMA Twist-Lock® Devices 20 Ampere, 250, 125/250 Volts and 3Ø Y 120/208 Volts AC Insulgrip® Plugs, Flanged Inlets, Connector Bodies and Receptacles



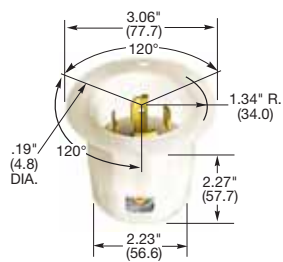
HBL9965C



HBL3325C



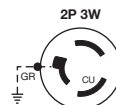
HBL7411C



HBL7408C

For Replacement Use Only

IP20
SUITABILITY



20A 250V
Non-NEMA
Not UL Listed



20A 125/250V
Non-NEMA
Not UL Listed

Plugs

Description	Cord Dia.	Catalog Numbers	
Black and white nylon.	.360"-.930" (9-24)	HBL9965GCB	HBL9965C
Corrosion resistant, yellow nylon.	.360"-.930" (9-24)	-	HBL99CM65C

Accessories on page B-51.

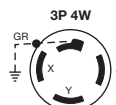
Flanged Inlets

Description	Catalog Numbers
Nylon casing, back wired.	- HBL3325C

Accessories on page B-50.

For Replacement Use Only

IP20
SUITABILITY



20A 3Ø 250V AC
Non-NEMA
Not UL Listed



20A 3Ø Y
120/208V AC
Non-NEMA
Not UL Listed

Plugs

Description	Cord Dia.	Catalog Numbers	
Black and white nylon.	.35"-1.15" (9-29)	HBL7411GCB	HBL7411C

Accessories on page B-53.

Flanged Inlets

Description	Catalog Numbers
Nylon casing, back wired.	- HBL7408C

Accessories on page B-52.

Notes: For technical information see page B-69.

The devices shown on this page are not listed by Underwriters Laboratories Inc. and are for replacement use only in existing installations.

CAUTION: To avoid electrical shock, review premises carefully and do not use if slot or blade configuration (design) is already in a circuit having a rating differing from the rating of this device.

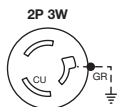
Non-NEMA Twist-Lock® Devices

20 Ampere, 250, 125/250 Volts and 3Ø Y 120/208 Volts AC

Insulgrip® Plugs, Flanged Inlets, Connector Bodies and Receptacles

For Replacement Use Only

IP20
SUITABILITY



2P 3W
20A 250V
Non-NEMA
Not UL Listed



3P 3W
20A 125/250V
Non-NEMA
Not UL Listed

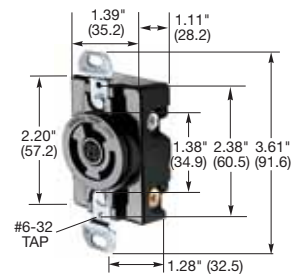
Connector Bodies

Description	Cord Dia.	Catalog Numbers	
Black and white nylon.	.360"-.930" (9-24)	HBL7314GCB	HBL7314C
Corrosion resistant, yellow nylon.	.360"-.930" (9-24)	-	HBL73CM14C

Accessories on page B-51.



HBL7314C



HBL7310B

Single Flush Receptacles

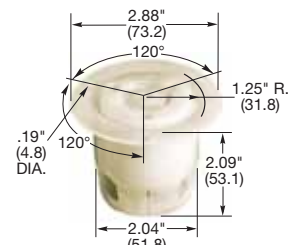
Description	Catalog Numbers
Black urea face, back wired.	HBL7310BG HBL7310B

Accessories on page B-50.

Flanged Receptacles

Description	Catalog Numbers
Nylon casing, back wired.	- HBL3326C

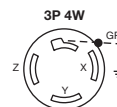
Accessories on page B-50.



HBL3326C

For Replacement Use Only

IP20
SUITABILITY



3P 4W
20A 3Ø 250V AC
Non-NEMA
Not UL Listed



4P 4W
20A 3Ø Y
120/208V AC
Non-NEMA
Not UL Listed

Connector Bodies

Description	Cord Dia.	Catalog Numbers	
Black and white nylon.	.35"-1.15" (9-29)	HBL7413GCB	HBL7413C

Accessories on page B-53.

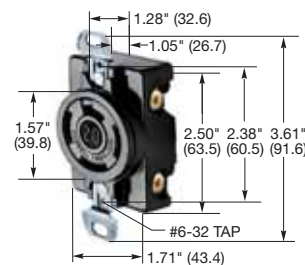


HBL7413GCB

Single Flush Receptacles

Description	Catalog Numbers
Black urea face, back wired.	HBL7410BG HBL7410B
Mounted on a 4" (101.6) round metal cover.	- HBL7417B

Accessories on page B-52.

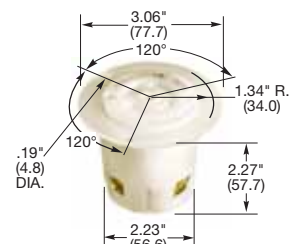


HBL7410BG

Flanged Receptacles

Description	Catalog Numbers
Nylon casing, back wired.	- HBL7409C

Accessories on page B-52.




HBL7409C

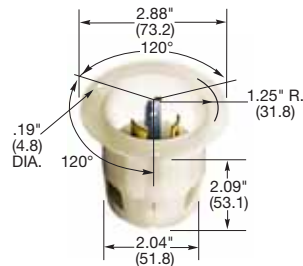
Note: The devices shown on this page are not listed by Underwriters Laboratories Inc. and are for replacement use only in existing installations.

CAUTION: To avoid electrical shock, review premises carefully and do not use if slot or blade configuration (design) is already in a circuit having a rating differing from the rating of this device.

Non-NEMA Twist-Lock® Devices 30 Ampere, 250, 125/250 Volts and 3Ø Y 120/208 Volts AC Insulgrip® Plugs, Flanged Inlets, Connector Bodies and Receptacles



HBL3331GC



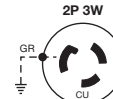
HBL3334C



HBL3431C

For Replacement Use Only

IP20
SUITABILITY



30A 250V
Non-NEMA
Not UL listed



30A 125/250V
Non-NEMA
Not UL Listed

Insulgrip Plugs

Description	Cord Dia.	Catalog Numbers
Black and white nylon.	.360"-.930" (9-24)	HBL3331GC HBL3331C

Accessories on page B-51.

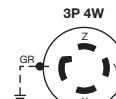
Insulgrip Flanged Inlets

Description	Catalog Numbers
Nylon casing, back wired.	- HBL3334C

Accessories on page B-50.

For Replacement Use Only

IP20
SUITABILITY



30A 3Ø 250V AC
Non-NEMA
Not UL Listed



Non-NEMA
30A 3Ø Y
120/208V AC
Not UL Listed

Insulgrip Plugs

Description	Cord Dia.	Catalog Numbers
Black and white nylon.	.35"-1.15" (9-29)	HBL3431GCB HBL3431C

Accessories on page B-53.

Notes: For technical information see page B-69.

The devices shown on this page are not listed by Underwriters Laboratories Inc. and are for replacement use only in existing installations.

CAUTION: To avoid electrical shock, review premises carefully and do not use if slot or blade configuration (design) is already in a circuit having a rating differing from the rating of this device.

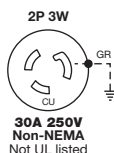
Non-NEMA Twist-Lock® Devices

30 Ampere, 250, 125/250 Volts and 3Ø Y 120/208 Volts AC

Insulgrip® Plugs, Flanged Inlets, Connector Bodies and Receptacles

For Replacement Use Only

IP20
SUITABILITY



Insulgrip Connector Bodies

Description	Cord Dia.	Catalog Numbers
Black and white nylon.	.360"-.930" (9-24)	HBL3333GC HBL3333C

Accessories on page B-51.

Single Flush Receptacles

Description	Catalog Numbers
Black urea face, back wired.	HBL3330G HBL3330

Accessories on page B-50.

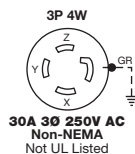
Insulgrip Flanged Receptacles

Description	Catalog Numbers
Nylon casing, back wired.	— HBL3335C

Accessories on page B-50.

For Replacement Use Only

IP20
SUITABILITY



Insulgrip Connector Bodies

Description	Cord Dia.	Catalog Numbers
Black and white nylon.	.35"-1.15" (9-29)	HBL3433GCB HBL3433C

Accessories on page B-53.

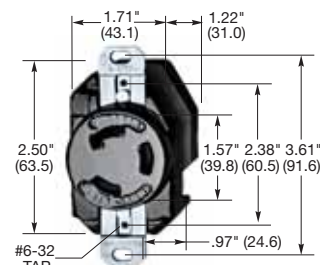
Single Flush Receptacles

Description	Catalog Numbers
Black phenolic, back and side wired.	HBL3430G HBL3430

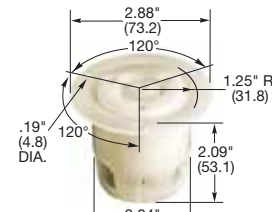
Accessories on page B-52.



HBL3333GC



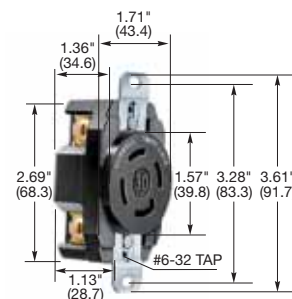
HBL3330G



HBL3335C



HBL3433GCB



HBL3430

Note: The devices shown on this page are not listed by Underwriters Laboratories Inc. and are for replacement use only in existing installations.

CAUTION: To avoid electrical shock, review premises carefully and do not use if slot or blade configuration (design) is already in a circuit having a rating differing from the rating of this device.

Non-NEMA Twist-Lock® Devices

20 Ampere, 250 Volts, 10 Ampere, 600 Volts AC

4 Pole, 5 Wire Grounding

Insulgrip® Plugs, Flanged Inlets, Connector Bodies and Receptacles



HBL3521C

For Replacement Use Only

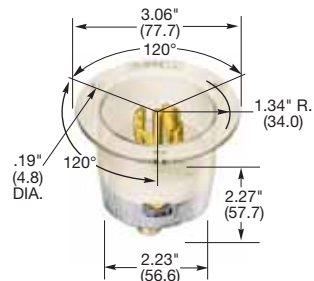
IP20
SUITABILITY



Plugs

Description	Cord Dia.	Catalog Numbers
Black and white nylon.	.35"-1.15" (9-29)	HBL3521C

Accessories on page B-53.



HBL3524C

Flanged Inlets

Description	Catalog Numbers
Insulgrip nylon casing, back wired.	HBL3524C

Accessories on page B-52.



HBL3523C

IP20
SUITABILITY



Connector Bodies

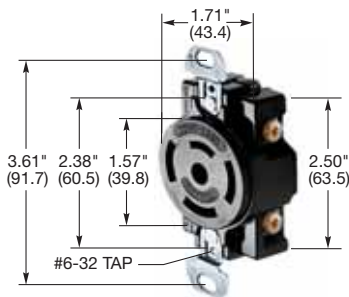
Description	Cord Dia.	Catalog Numbers
Black and white nylon.	.35"-1.15" (9-29)	HBL3523C

Accessories on page B-53.

Receptacles

Description	Catalog Numbers
Single, black phenolic.	HBL3520

Accessories on page B-52.

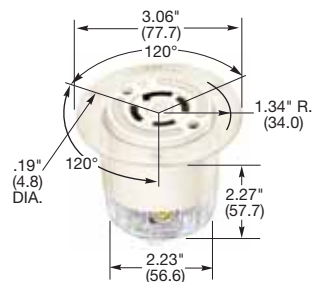


HBL3520

Flanged Receptacles

Description	Catalog Numbers
Insulgrip nylon casing, back wired.	HBL3525C

Accessories on page B-52.



HBL3525C

Note: For technical information see page B-69.

CAUTION: To avoid electrical shock, review premises carefully and do not use if slot or blade configuration (design) is already in a circuit having a rating differing from the rating of this device.

Non-NEMA Twist-Lock® Devices

30 Ampere, 250 Volts; 30 Ampere, 600 Volts AC and 20 Ampere, 3Ø Y 120/208 Volts AC 400Hz

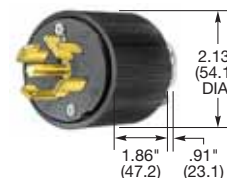
4 Pole, 5 Wire Grounding

Variload® Twist-Lock® Plugs, Flanged Inlets, Connector Bodies and Receptacles



In many large plants and laboratories the number of circuits of different ratings and frequency is greater than the number of blade configurations available in conventional wiring devices.

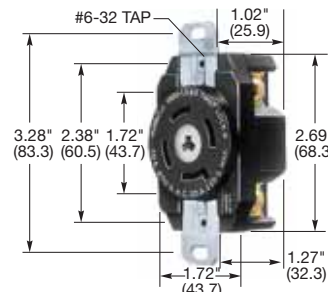
Prior to NEMA configuration standardization the solution was “Variload Twist-Lock” devices with four non-interchangeable center pin and slot configurations that can be designated to different circuits.



HBL45315



HBL45335



HBL45305

30A, 250V AC/DC 30A, 600V AC

Center Pin Configuration	Plugs	Flanged Inlets	Connector Bodies	Receptacles
	HBL45115	-	HBL45135	HBL45105
	HBL45215	-	HBL45235	HBL45205
	HBL45315	-	HBL45335	HBL45305

20A 120/208V 3Ø Y, 400 Hz

	HBL45915	HBL45985CL	HBL45935	HBL45905
--	----------	------------	----------	----------

Accessories

Plates

Description	Catalog Numbers
Stainless steel, single-gang.	SS725

IP55*
SUITABILITY

Weatherproof Boots

Description	Catalog Numbers
Seal-Tite® black elastomer for Variload® plugs.	HBL6027
Seal-Tite® black elastomer for Variload® connector bodies.	HBL6028

Note: * When installed and used properly with plug and connector body combinations.

CAUTION: To avoid electrical shock, review premises carefully and do not use if slot or blade configuration (design) is already in a circuit having a rating differing from the rating of this device.



Twist-Lock® Devices

Accessories

for 15 Ampere 2 and 3 Wire Duplex, Single Receptacles and Flanged Devices



NP8I

NP7I

Single-Gang Wall Plate

Description	Duplex Plate	Single Rec. Plate 1.406" (35.7) Dia.
	Catalog Numbers	
Brown nylon, smooth.	NP8	NP7
Ivory nylon, smooth.	NP8I	NP7I
Stainless steel 302/304, smooth.	SS8	SS7
Brass, smooth.	SB8	SB7
Aluminum, smooth.	SA8	SA7



HBL5206WO



HBL5221



HBL7423WO



WP1

Weatherproof Plates**IP44**
SUITABILITY

Description	Catalog Numbers	
Cast aluminum, for standard horizontal box mount.	HBL5205WO	-
Same as above except FS/FD box mount.	HBL5206WO	-
Cast aluminum vertical FS/FD box mount.	-	HBL7420
Gray thermoplastic, vertical standard box mount, corrosion resistant.	HBL5222*	-
Same as above except yellow.	HBL52CM22*	-
Gray thermoplastic, vertical FS/FD box mount, corrosion resistant.	HBL5221*	HBL7423WO
Yellow thermoplastic, vertical FS/FD box mount, corrosion resistant.	HBL52CM21*	HBL74CM23WO
White thermoplastic, vertical FS/FD box mount, corrosion resistant.	HBL52CM21W*	-

**Weatherproof Plate for
15A Flanged Inlets and Receptacles****IP44**
SUITABILITY

Description	Catalog Numbers
Gray thermoplastic, corrosion resistant.	WP1

Notes: All weatherproof plates listed above are UL Listed for wet and damp locations with cover closed. Those with suffix WO are UL Listed with cover open. See section K for more information.

* IP20 Suitability only.

Twist-Lock® Devices

Accessories

for 15 Ampere 2 and 3 Wire Plugs, Connector Bodies and Flanged Devices

IP55*
SUITABILITY

Weatherproof, Seal-Tite®, Triple Seal Boots for 15A Insulgrip® Devices

Description	Catalog Numbers
Black elastomer boot for plugs when used in a cord set and connector bodies when used with a flange inlet.	HBL6023
Same as above except yellow elastomer.	HBL60CM23
Black elastomer boot for connector bodies when used in cord sets.	HBL6024
Same as above except yellow elastomer.	HBL60CM24

Note: * When installed and used properly with plug and connector body combinations.



HBL6023



HBL6024



HBL7529

Closure Cover

Description	Catalog Numbers
For use with 3 wire 15A Twist-Lock flush or flanged receptacles.	HBL7529

PLUGOUT® Lockout Devices

Description	Catalog Numbers
Lockout device for 15A and 20A straight blade plugs.	HLDMP
Lockout device for attachable 20 and 30A plugs, straight body or angle types, with or without weatherproof covers.	HLD

Note: See section U for more information on PLUGOUT Lockout Devices.



HLDMP



HLD

Twist-Lock® Devices

Accessories

for 20 and 30 Ampere 3 Wire Receptacles and Flanged Devices



SS720

Single-Gang Wall Plates**Description**

Black nylon, smooth.
Stainless steel 302/304, smooth.
Brass, smooth.

Rec. Plate
1.60" (40.64) Dia.

Catalog Numbers

NP720BK
SS720
SB720



HBL7425WOA

Weatherproof Plates**IP44**
SUITABILITY**Description**

Cast aluminum, for FS/FD box mounting.
Gray thermoplastic, for FS/FD box mounting, corrosion resistant.
Same as above except yellow.

Catalog Numbers

HBL7420
HBL7425WOA
HBL74CM25WOA



WP2

Weatherproof Plate for Flanged Inlets and Flanged Receptacles**IP44**
SUITABILITY**Description**

Gray thermoplastic, corrosion resistant.

Catalog Numbers

WP2

*Notes: Weatherproof plates are UL Listed for wet and damp location with cover closed.
Those with suffix WOA are UL Listed with cover open.*



HBL2899

Closure Cover for 3 Wire Flanged Inlets**Description**

Rubber closure plug.

Catalog Numbers

HBL2899

Note: Closure cover not UL Listed. Not CSA Certified.

Twist-Lock® Devices

Accessories

for 20 and 30 Ampere, 3 Wire Plugs and Connector Bodies

IP55*
SUITABILITY**Insulgrip****Weatherproof, Seal-Tite®, Triple Seal Boots**

Description	Catalog Numbers
Black elastomer boot for plugs when used in a cord set and connector bodies when used in flanged inlets.	HBL6031
Same as above except yellow.	HBL60CM31
Black elastomer boot for connector bodies when used in a cord set.	HBL6032
Same as above except yellow.	HBL60CM32

**HBL6031****HBL6032****Angle Adapter**

Description	Catalog Numbers
Nylon, angle adapter for Insulgrip plugs and connector bodies, cord grip range .325"-.930" (8.3-24).	HBL3WAA

PLUGOUT® Lockout Devices

Description	Catalog Numbers
Lockout device for attachable 20 and 30A locking plugs, straight body or angle types, with or without weatherproof covers.	HLD
Lockout device for 20 and 30A 3 wire angle plugs and watertight Safety-Shroud® Twist-Lock plugs.	HLD2

Notes: See section U for more information on PLUGOUT Lockout Devices.

* When installed and used properly with plug and connector body combinations.

**HBL3WAA****Insulgrip Plug and Connector Body Latching Kit**

The Hubbell latching kit provides both improved safety and security through a double locking feature that makes unintentional disconnection virtually impossible – even under high vibration situations. The plug and connector body lock once when first connected, then again when you push the special position locking slide into place.

Insulgrip Latching Kit

Description	Catalog Numbers
For all 3 wire 20A and 30A Twist-Lock Insulgrip plugs and connectors.	SK2

**SK2****IP55***
SUITABILITY**Valise®****Weatherproof, Seal-Tite®, Triple Seal Boots**

Description	Catalog Numbers
Yellow Seal-Tite® elastomer triple seal cover for use with Valise plugs when used in cord set and Valise connector bodies when used with flanged inlet.	HBL60CM31V**
Yellow Seal-Tite elastomer triple seal cover for use with Valise connector bodies.	HBL60CM32V**

Notes: * When installed and used properly with plug and connector body combinations.

** Not UL Listed, CSA Certified.

**HBL60CM31V****HBL60CM32V**



Twist-Lock® Devices

Accessories

for 20 and 30 Ampere, 4 and 5 Wire Receptacles and Flanged Devices



SS720

Single-Gang Wall Plates**Description**

Black nylon, smooth.
Stainless steel 302/304, smooth.
Brass, smooth.

Rec. Plate
1.60" (40.64) Dia.

Catalog Numbers

NP720BK
SS720
SB720



HBL7425WOA

Weatherproof Plates

IP44
SUITABILITY

Description

Cast aluminum, for FS/FD box mounting.
Gray thermoplastic, for FS/FD box mounting, corrosion resistant.
Same as above except yellow.

Catalog Numbers

HBL7420
HBL7425WOA
HBL74CM25WOA



WP2

Weatherproof Plate for Flanged Inlets and Flanged Receptacles

IP44
SUITABILITY

Description

Gray thermoplastic, corrosion resistant.

Catalog Numbers

WP2

*Notes: Weatherproof plates are UL Listed for wet and damp locations with cover closed.
Those with suffix WOA are UL Listed with cover open.*

Twist-Lock® Devices

Accessories

for 20 and 30 Ampere, 4 and 5 Wire Plugs and Connector Bodies

IP55*
SUITABILITY

Insulgrip

Weatherproof, Seal-Tite®, Triple Seal Boots

Description	Catalog Numbers
Seal-Tite® triple seal cover for plug when used on a cord set or when used with flush receptacles or connector bodies when used with flanged inlets. Black elastomer.	HBL6035
Same as above except yellow.	HBL60CM35
Seal-Tite triple seal cover for connector bodies, when used on interconnecting cord sets. Black elastomer.	HBL6036
Same as above except yellow.	HBL60CM36



HBL6035



HBL6036

Angle Adapter

Description	Catalog Numbers
Nylon, angle adapter for Insulgrip plugs and connectors, cord grip range .350"-1.15" (8.9-29.2).	HBL45WAA

PLUGOUT® Lockout Device

Description	Catalog Numbers
Lockout device for attachable 20 and 30A plugs, straight body or angle types, with or without weatherproof covers.	HLD
Lockout device for 20 and 30A 4 and 5 wire angle plugs and watertight Safety-Shroud® Twist-Lock plugs.	HLD2



HBL45WAA

Notes: See section U for more information on PLUGOUT Lockout Devices.

* When installed and used properly, with plug and connector body combinations.

Insulgrip Plug and Connector Body Latching Kit

When you want to make doubly sure that plugs and connector bodies stay connected, the Hubbell latching kit provides both improved safety and security through a double locking feature that makes unintentional disconnection virtually impossible – even under high vibration situations. The plug and connector body lock once when first connected, then again when you push the special position locking slide into place.

Insulgrip Latching Kit

Description	Catalog Numbers
For all 4 and 5 wire 20 and 30A Twist-Lock Insulgrip plugs and connectors.	SK3



SK3

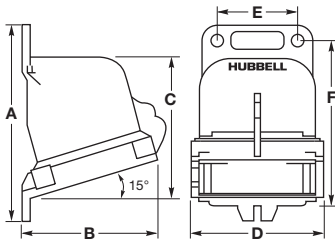


HLD

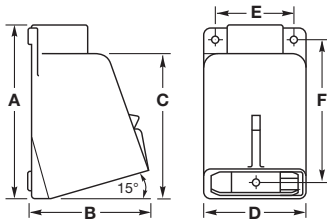


HLD2

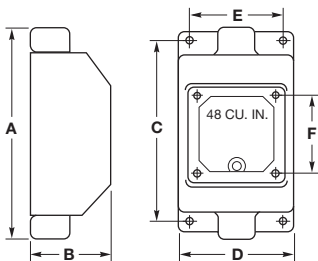
Twist-Lock® Devices Safety-Shroud® Twist-Lock® Accessories



Non-Metallic Angle Box



Metallic Angle Box



Metallic Feed Thru Box



HBL2030AP



AA2030PS

15° Angle Non-Metallic Back Box

Description	N.P.T. Hub K.O.	A Inch (mm)	B Inch (mm)	C Inch (mm)	D Inch (mm)	E Inch (mm)	F Inch (mm)	Cubic Inch Capacity	Catalog Numbers
For 20 and 30A Watertight Safety-Shroud Twist-Lock Receptacles and Inlets.	1" (27)	5.67" (144.0)	4.44" (112.8)	4.05" (102.9)	3.91" (99.3)	2.35" (59.7)	4.92" (125.0)	30.00" (76.2)	BB2030N

Notes: Hub is not included; order Racco part number 1704. This box meets IP67 requirement and Type 4X requirements when installed with a watertight conduit hub.

15° Angle Metallic Back Boxes

Description	N.P.T. Hub Size	A Inch (mm)	B Inch (mm)	C Inch (mm)	D Inch (mm)	E Inch (mm)	F Inch (mm)	Cubic Inch Capacity	Catalog Numbers
For 20 and 30A Watertight Safety-Shroud Twist-Lock Receptacles and Inlets.	¾" (21)	5.13" (130.2)	4.00" (101.6)	4.19" (106.4)	3.75" (95.3)	3.00" (76.2)	4.00" (101.6)	30.00"	BB201W
	1" (27)	5.13" (130.2)	4.00" (101.6)	4.19" (106.4)	3.75" (95.3)	3.00" (76.2)	4.00" (101.6)	30.00"	BB301W

Metallic Feed Thru Back Boxes

Description	N.P.T. Hub Size	A Inch (mm)	B Inch (mm)	C Inch (mm)	D Inch (mm)	E Inch (mm)	F Inch (mm)	Cubic Inch Capacity	Catalog Numbers
For 20 and 30A Watertight Safety-Shroud Twist-Lock Receptacles and Inlets.	¾" (21)	8.25" (209.6)	3.06" (77.8)	7.14" (181.4)	4.50" (114.3)	3.75" (95.3)	3.13" (79.5)	48.00"	FT202W
	1" (27)	8.25" (209.6)	3.06" (77.8)	7.14" (181.4)	4.50" (114.3)	3.75" (95.3)	3.13" (79.5)	48.00"	FT302W

Notes: These boxes are cast aluminum and are finished with enamel paint. These boxes withstand a 500-hour salt spray test as well as UL raintight and external icing tests. N.P.T. (metric designator).

Straight Watertight Wall Box Adapter

Description	Catalog Numbers
Adapts 20A and 30A Watertight Safety-Shroud® Twist-Lock receptacles and inlets to two gang, device mount, FD boxes.	HBL2030AP

Non-Watertight Angle Wall Box Adapter

Description	Catalog Numbers
Adapts 20A and 30A Watertight Safety-Shroud Twist-Lock receptacles and inlets to single or two-gang standard wall boxes (4" or 4 ¹ / ₁₆ " square).	AA2030PS

Safety-Shroud Twist-Lock Receptacles (Recommended Installations)

The Safety-Shroud Twist-Lock single-gang receptacles were designed to mount in virtually all standard and FS/FD type boxes, allowing easy conversion of existing NEMA locking receptacles to Safety-Shroud Twist-Lock Receptacles.

The semi-flush receptacles install in (RACO type 242/255) boxes, with ½ raised two-gang device mount covers (RACO type 778/841) and a two-gang FD type box. Standard 4" and 4¹/₁₆" square boxes 2¹/₈" deep.



Single-Gang Angle and Straight Receptacles

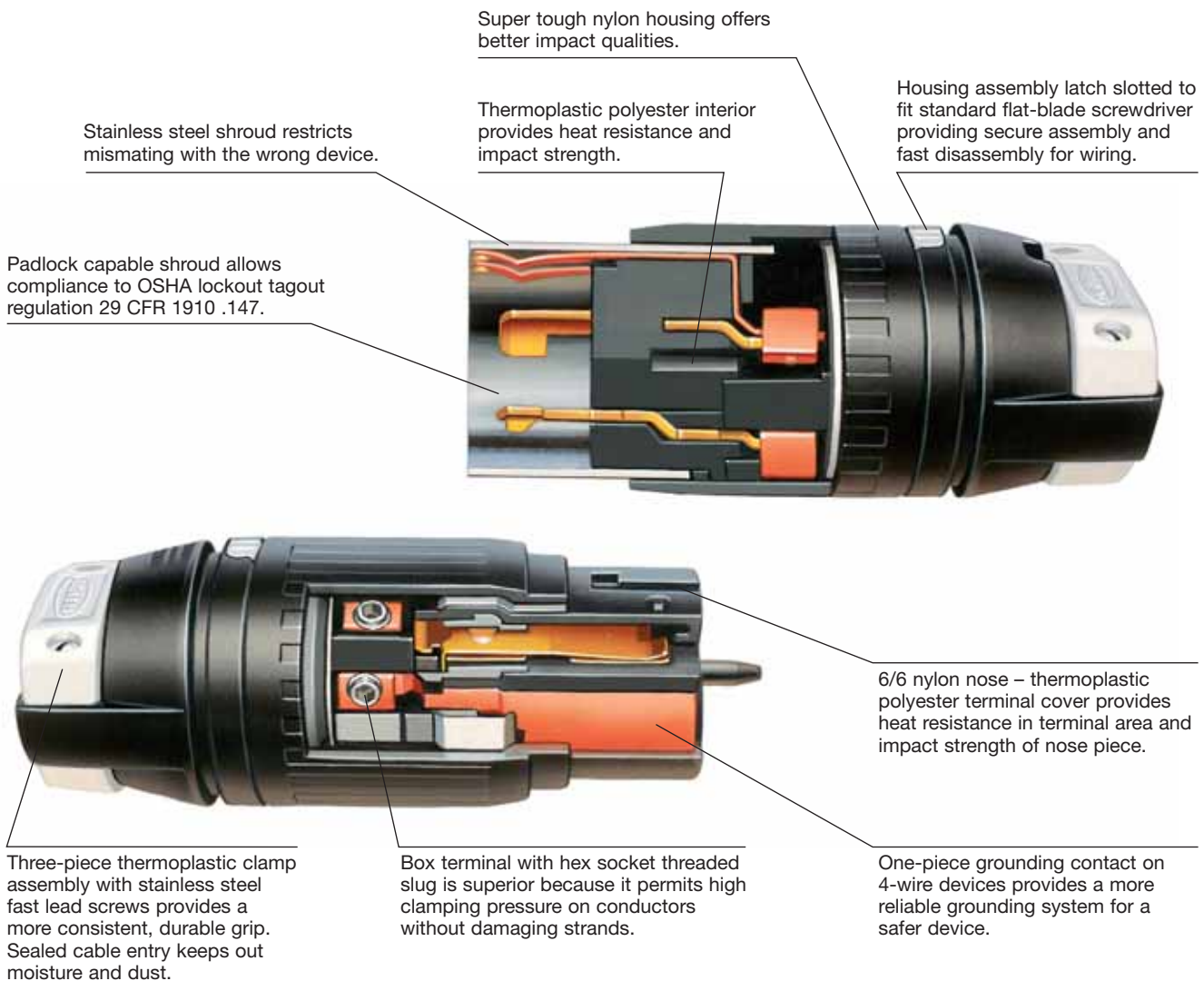


Two-Gang Semi-Flush Receptacle

Twist-Lock® Devices

50 Amp Plugs and Connector Bodies: The Difference Is Insulgrip®...and a Whole Lot More

Features and Benefits



Hubbell's 50 Amp Twist-Lock devices features heavy-duty design built for heavy-duty applications. These Hubbell 50A Twist-Lock plugs and connector bodies are built to go where you need power...even in some of the harshest environments.

On the outside, 50A plugs and connectors are made of Super tough nylon for better impact resistance. On the plug, the stainless steel shroud not only provides protection and durability, but safety as well. That's because the rigid construction restricts distortion, thus minimizing the possibility of mating incorrect devices.

On the inside are the kinds of features that separate Hubbell from all the rest. The cord grip has been designed with offset gripping jaws to securely hold the conductors – not just the cord jacket. Hubbell's box terminals speed wiring and provide a superior termination. The plug's thermoplastic polyester interior provides excellent heat resistance without compromising strength.

In all, it's the combination of function and performance that Hubbell demands of all its products. And it's why we'll never add a feature that compromises performance.



Twist-Lock® Devices
50 Ampere, 125, 250 Volts and 480 Volts AC
 2 Pole, 3 Wire Grounding
Plugs, Flanged Inlets, Connector Bodies
and Receptacles



CS8265C

IP20
SUITABILITY



50A 125V



50A 250V



50A 480V AC

Plugs

Description	Cord Dia.	Catalog Numbers		
Nylon housing, thermoplastic polyester interior.	.830"-1.100" (21.08-28.19)	CS6361C	CS8265C	CS8465C

Accessories on page B-60.



CS8275

Flanged Inlets

Description	Catalog Numbers		
Zinc plated steel casing, thermoplastic interior.	CS6377†	CS8275	CS8475†

Connector Bodies

Description	Cord Dia.	Catalog Numbers		
Nylon housing, thermoplastic polyester interior.	.830"-1.100" (21.08-28.19)	CS6360C	CS8264C	CS8464C

Accessories on page B-60.

IP20
SUITABILITY



50A 125V



50A 250V



50A 480V AC

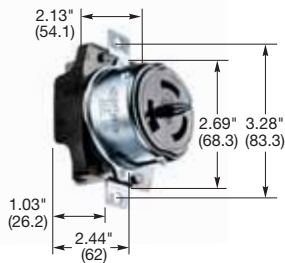


CS8264C

Receptacles

Description	Catalog Numbers		
Black melamine.	CS6370	CS8269	CS8469†

Accessories on page B-60.



CS8269

Notes: †Not CSA Certified.
 For Technical Information see page B-71.

50 Ampere, 125/250, 3Ø 250 Volts and 3Ø 480 Volts AC

3 Pole, 4 Wire Grounding

Plugs, Flanged Inlets, Connector Bodies and Receptacles

Plugs

IP20
SUITABILITY



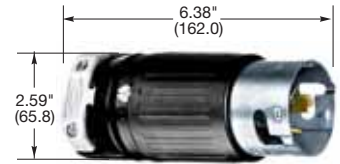
50A
125/250V
UL/CSA



50A 3Ø
250V AC
UL/CSA



50A 3Ø
480V AC
UL/CSA



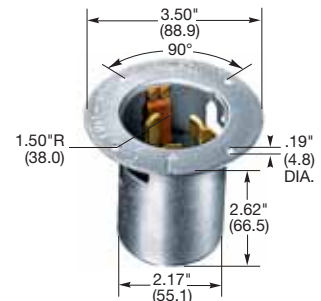
CS6365C

Description	Cord Dia.	Catalog Numbers		
Nylon cover, thermoplastic polyester interior.	.920" - 1.2" (23.68-30.48)	CS6365C	CS8365C	CS8165C

Accessories on page B-60.

Flanged Inlets

Description	Catalog Numbers
Zinc plated steel casing, thermoplastic polyester interior.	CS6375 CS8375 CS8175



CS6375

Connector Bodies

IP20
SUITABILITY



50A
125/250V
UL/CSA



50A 3Ø
250V AC
UL/CSA



50A 3Ø
480V AC
UL/CSA



CS6364C

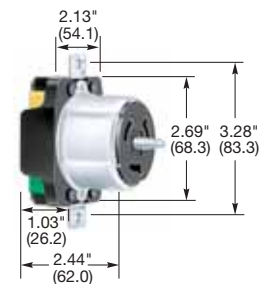
Description	Cord Dia.	Catalog Numbers		
Nylon cover, thermoplastic polyester interior.	.920" - 1.2" (23.68-30.48)	CS6364C	CS8364C	CS8164C

Accessories on page B-60.

Receptacles

Description	Catalog Numbers
Black melamine.	CS6369 CS8369 CS8169


Accessories on page B-60.



CS6369



Twist-Lock® Devices
50 Ampere, 250 Volts DC and 600 Volts AC
 2 Pole, 3 Wire Grounding
Plugs, Flanged Inlets, Connector Bodies and Receptacles



HBL3763C

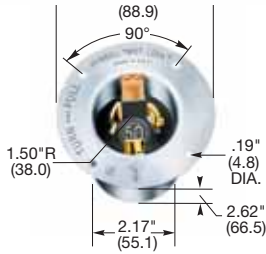
IP20
SUITABILITY



Plugs

Description	Cord Dia.	Catalog Numbers
Nylon housing, thermoplastic polyester interior.	.830"-1.100" (21.08-28.19)	HBL3763C

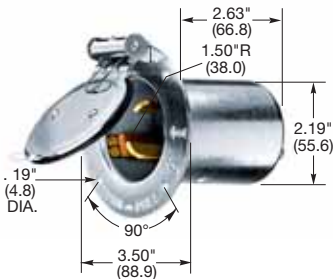
Accessories on page B-60.



HBL3777

Flanged Inlets

Description	Catalog Numbers
Zinc plated steel casing, thermoplastic interior.	HBL3777
Zinc plated steel casing, thermoplastic interior with lift cover.	HBL3767



HBL3767

IP20
SUITABILITY



Connector Bodies

Description	Cord Dia.	Catalog Numbers
Nylon housing, thermoplastic polyester interior.	.830"-1.100" (21.08-28.19)	HBL3762C

Accessories on page B-60.

Receptacles

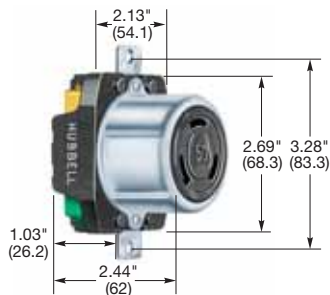


HBL3762C

Description	Catalog Numbers
Black melamine.	HBL3771

Accessories on page B-60.

Note: For Technical Information see page B-71.



HBL3771

Twist-Lock® Devices

50 Ampere, 250 Volts DC and 600 Volts AC

3 Pole, 4 Wire Grounding

Plugs, Flanged Inlets, Connector Bodies and Receptacles



Important Note: Catalog numbers HBL7379, HBL7764C, HBL7765C, HBL7958, HBL7968 are for replacement use only. See other singly rated 50A Twist-Lock®



devices in this section. HBL3700 series Twist-Lock devices do not interchange with any other devices in this section.



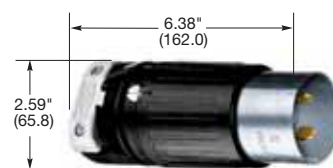
Plugs

Description	Cord Dia.	Catalog Numbers	
Nylon cover, thermoplastic polyester interior.	.920"-1.20" (23.68-30.48)	HBL3765C	HBL7765C

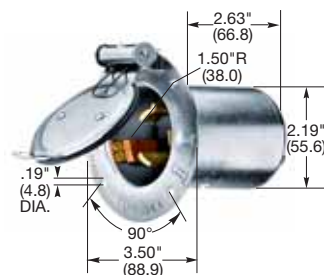
Accessories on page B-60.

Flanged Inlets

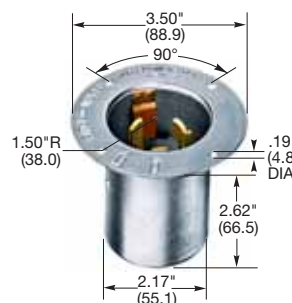
Description	Catalog Numbers
Zinc plated steel casing, with lift cover.	HBL3768 HBL7968
Zinc plated steel casing, without lift cover.	HBL3775 HBL7958



HBL3765C



HBL3768



HBL3775

Connector Bodies

Description	Catalog Numbers
Nylon cover, thermoplastic polyester interior.	HBL3764C HBL7764C

Accessories on page B-60.


Receptacles

Description	Catalog Numbers
Black melamine.	HBL3769 HBL7379

Accessories on page B-60.



HBL3764C



HBL3769

Twist-Lock® Devices

50 Ampere Twist-Lock Accessories



HBL7774WO



HBL7770



HBL7382



HBL50SC



SS750



HBL7716C



HBL7717C



HBL4892



HBLCSCK

IP44
SUITABILITY

Weatherproof Receptacle Lift Cover Plates for FS/FD Box Mounting

Description	Catalog Numbers
Corrosion resistant, gray thermoplastic.	HBL7774WO
Same as above except yellow.	HBL77CM74WO
Cast aluminum.	HBL7770

Note: See section K for more information on weatherproof plates.

Receptacle Plates for FS/FD Box Mounting

Description	Catalog Numbers
Cast aluminum with lift cover.	HBL7382•*
Same as above less lift cover.	HBL7383•
Stainless steel plate.	SS750

Receptacle Box Cover

Description	Catalog Numbers
Galvanized Steel fits 4" square or 2-gang box	HBL50SC
Stainless steel wall plate.	SS750

IP55**
SUITABILITY

Weatherproof Boots

Description	Catalog Numbers
Seal-Tite® triple seal black elastomeric cover for plugs when used in a cord set and connector bodies when used with flanged inlets.	HBL7716C**
Seal-Tite triple seal black elastomeric cover for connector bodies when used with cord sets.	HBL7717C†

Closure Cover

Description	Catalog Numbers
Black closure plug.	HBL4892†

Replacement Parts

Description	Catalog Numbers
Cord clamp Kit.	HBLCSCK

Notes: • Will only fit non-"CS" type 50A Twist-Lock receptacles.

* Not UL Listed "WDL Closed".

** When installed and used properly with plug and connector body combinations.

† Not UL Listed.

Hubbellock® Devices Plugs and Connector Bodies

Features and Benefits

Three-piece thermoplastic clamp assembly with fast-lead stainless screws provides a more consistent durable grip. Grommets provide a sealed cable entry that protects against the entry of moisture and dust.

Superior wire terminations are assured with box terminals and screws with pressure pads. This design captures stray wire strands and permits more clamping pressure on the wire without damaging it. Loosening of terminations and resulting heat build-up are greatly reduced.

Impact resistance in the interior of the female device comes from a strong thermoplastic material.

No “lazy” connections because a spring-loaded safety shutter automatically ejects the plug if it hasn't been properly locked into the female device. This eliminates teasing of the contacts, a major cause of contact burn-up.

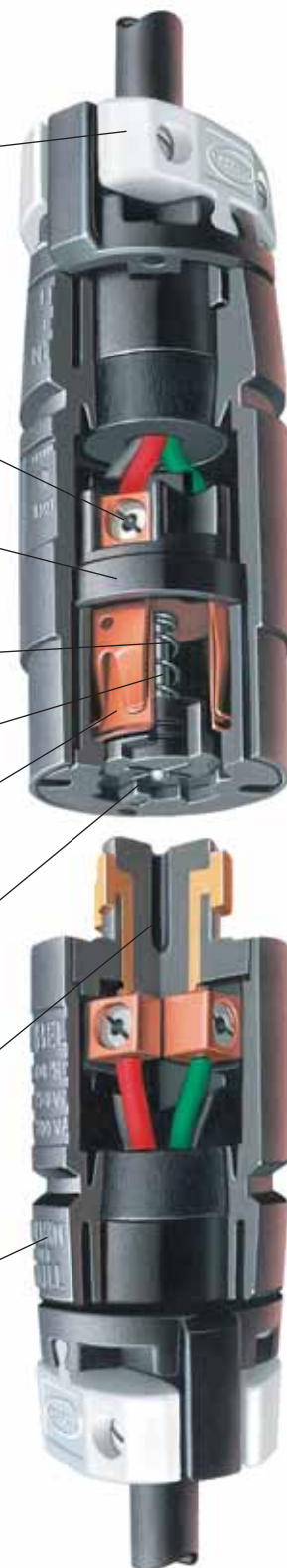
Arcs are snuffed out, when devices are mated or unmated under load, by spring-loaded safety shutter.

Longer contact life is assured by supplementary springs. Other devices rely just on contacts themselves to provide proper contact pressure.

Enhanced safety because access to live female contacts is restricted by the spring-loaded safety shutter.

Positive locking is ensured by the nose of the plug being keyed into a detent in female device. This lock is independent of the contacts or a separate mechanical lock.

Insulated non-metallic housing enhances safety and abuse resistance.



Notes: Above cut-away view and call-outs are construction elements pertaining specifically to the 30A Hubbelock series. While the Hubbelock contact interface design applies to all, there are construction elements that are different, depending on the amperage.

Hubbellock® Devices
20 Ampere, 125 Volts
 2 Pole, 3 Wire Grounding
Plug, Connector Body, Receptacle
and Accessories



HBL23035B

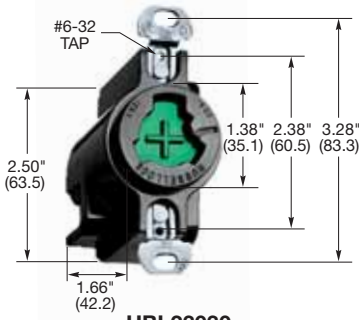
IP30
SUITABILITY



20A 125V

Plug

Description	Cord Dia.	Catalog Numbers
Nylon housing, thermoset interior.	.32"-.66" (8.12-16.5)	HBL23035B



HBL23030

Connector Body

Description	Cord Dia.	Catalog Numbers
Nylon housing, thermoset interior.	.32"-.66" (8.12-16.5)	HBL23032B



20A 125V



HBL23032B

Receptacle

Description	Catalog Numbers
Black phenolic, back wired.	HBL23030



20A 125V

Note: Devices listed above are not interchangeable with any other Hubbellock device listed in this catalog.



HBL7423WO

Accessories

Weatherproof Covers

Description	Catalog Numbers
Gray polycarbonate for FS/FD box mounting, corrosion resistant. IP44 SUITABILITY.	HBL7423WO
Same as above except yellow.	HBL74CM23WO
Cast aluminum, lift cover for indoor use only (not shown).	HBL23007

Hubbell[®] Devices

20 Ampere, 125 Volts AC or DC, 10 Ampere, 250 Volts DC, 480 Volts AC

2 Pole, 3 Wire Grounding

Plug, Connector Body, Receptacle and Accessories

Plug

IP30
SUITABILITY



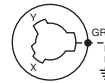
20A 125V

Description	Cord Dia.	Catalog Numbers
Nylon housing, thermoset interior.	.32"-.66" (8.12-16.5)	HBL23005GB



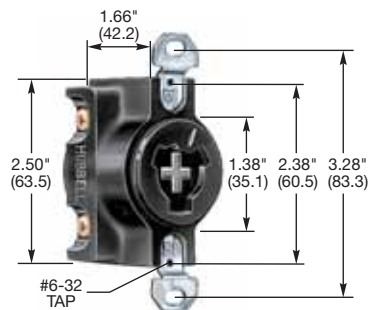
HBL23005GB

Connector Body



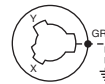
20A 125V

Description	Cord Dia.	Catalog Numbers
Nylon housing, thermoset interior.	.32"-.66" (8.12-16.5)	HBL23002GB



HBL23000G

Receptacle



20A 125V

Description	Catalog Numbers
Black phenolic, back wired.	HBL23000G



HBL23002GB

Accessories

Weatherproof Covers

Description	Catalog Numbers
Gray polycarbonate for FS/FD box mounting, corrosion resistant. IP44 SUITABILITY.	HBL7423WO
Same as above except yellow.	HBL74CM23WO
Cast aluminum, lift cover for indoor use only (not shown).	HBL23007



HBL7423WO

Hubbellock® Devices

30 Ampere, 600 Volts AC, 20 Ampere, 250 Volts DC

3 Pole, 4 Wire Grounding and 4 Pole, 5 Wire Grounding

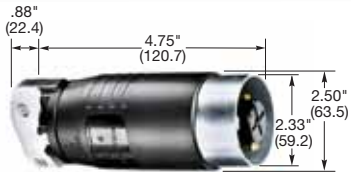
Plugs and Flanged Inlets




HBL21415B



HBL20445B

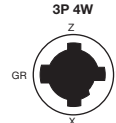


HBL25415B

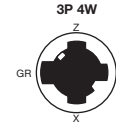


HBL21447

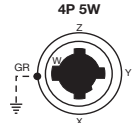
IP30
SUITABILITY



30A 600V AC
20A 250V DC



30A 480V AC



30A 600V AC
20A 250V DC

Plugs

Description	Cord Dia.	Catalog Numbers		
Black nylon housing, thermoplastic interior.	.70"-1.20" (17.78-30.5)	HBL21415B	-	-
Same as above except corrosion resistant.	.70"-1.20" (17.78-30.5)	HBL21CM415B	-	-
Red nylon housing, thermoset interior.	.70"-1.20" (17.78-30.5)	-	HBL20445B[†]	-
Black nylon housing, thermoset interior, steel shroud.	.76"-1.20" (19.30-30.4)	-	-	HBL25415B

Accessories on page B-68.

Note: [†]Not CSA Certified.

Flanged Inlets

Description	Catalog Numbers		
Weathertight, corrosion resistant, nickel plated brass plate, for FS/FD box mounting.	HBL22CM428	-	-
Black phenolic interior, aluminum housing, for FS/FD box mounting (not shown).	HBL20418	-	-
Aluminum angle housing, with 3/4" N.P.T. topped hub for surface mounting.	HBL21447	-	-



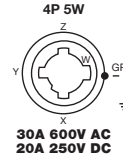
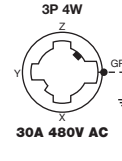
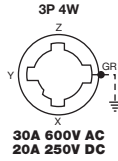
SEHBL3 - Switched enclosure for use with 3 pole 4 wire 30A Hubbellock receptacle. Receptacle not included. See page B-37 for more information.

30 Ampere, 600 Volts AC, 20 Ampere, 250 Volts DC

3 Pole, 4 Wire Grounding and 4 Pole, 5 Wire Grounding

Connector Bodies and Receptacles

IP30
SUITABILITY



Connector Bodies

Description	Cord Dia.	Column 1	Column 2	Column 3
Black nylon housing, thermoplastic interior.	.70"-1.20" (17.78-30.5)	HBL21414B	-	-
Same as above except corrosion resistant.	.70"-1.20" (17.78-30.5)	HBL21CM414B	-	-
Red nylon housing, thermoset interior.	.70"-1.20" (17.78-30.5)	-	HBL20444B	-
Black nylon housing, thermoplastic interior.	.70"-1.20" (17.78-30.5)	-	-	HBL25414B

Accessories on page B-68.



HBL21414B



HBL20444B

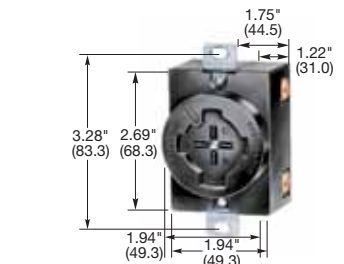


HBL25414B


Receptacles

Description	Column 1	Column 2	Column 3
Black phenolic.	HBL20403	-	-
Weathertight, corrosion resistant, nickel plated brass plate, for FS/FD box mounting. IP44 SUITABILITY.	HBL22CM427	-	-
Aluminum angle housing, with 3/4" topped hub for surface mounting. IP44 SUITABILITY.	HBL21420	-	-
Black phenolic, red center insert.	-	HBL20443	-
Black phenolic interior, aluminum housing, blue finish, for FS/FD box mounting.	-	-	HBL25403
Black phenolic interior, aluminum weatherproof housing, blue finish, for FS/FD box mounting. IP44 SUITABILITY.	-	-	HBL25250

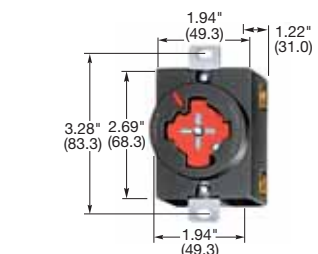
Accessories on page B-68.



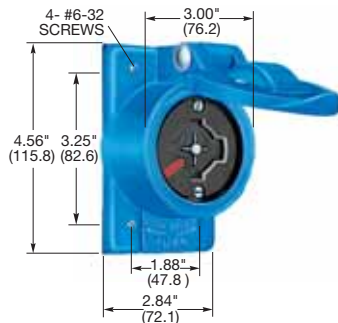
HBL20403



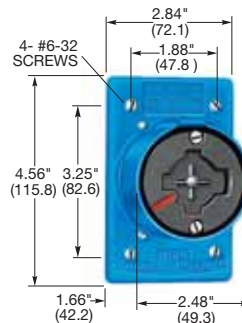
HBL21420



HBL20443



HBL25250



HBL25403

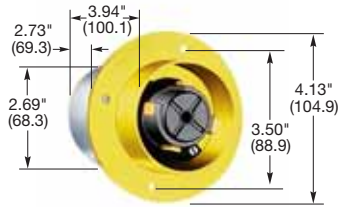
Hubbellock® Devices
60 Ampere, 600 Volts AC
3 Pole, 4 Wire Grounding and 4 Pole, 5 Wire Grounding
Plugs and Flanged Inlets




HBL26419



HBL26519

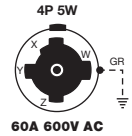
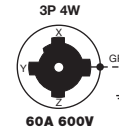


HBL26422



HBL26522

IP30
 SUITABILITY



Plugs

Description	Cord Dia.	Catalog Numbers	
Black phenolic interior with yellow thermoplastic sleeve over steel housing.	.92"-1.45" (23.36-36.83)	HBL26419	-
Black phenolic interior with blue thermoplastic sleeve and steel housing.	1.00"-1.50" (25.40-38.10)	-	HBL26519

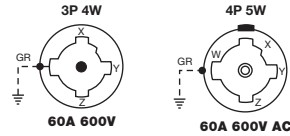
Flanged Inlets

Description	Catalog Numbers	
Black phenolic interior with steel housing and flange.	HBL26422	-
Black phenolic interior with steel housing and flange with blue finish.	-	HBL26522

Hubbell[®] Devices
60 Ampere, 600 Volts AC
 3 Pole, 4 Wire Grounding and 4 Pole, 5 Wire Grounding
Connector Bodies and Receptacles



IP30
SUITABILITY



Connector Bodies


Description	Cord Dia.	Catalog Numbers	
Black phenolic interior with yellow thermoplastic sleeve over steel cover.	.92"-1.45" (23.36-36.83)	HBL26418	-
Black phenolic interior with blue thermoplastic sleeve over steel cover.	1.00"-1.50" (25.40-38.10)	-	HBL26516



Receptacles

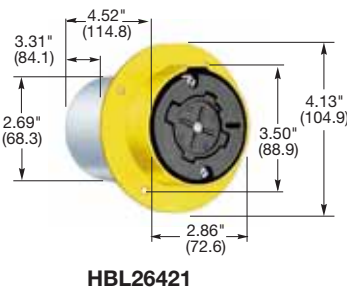
Description	Catalog Numbers	
Black phenolic interior with short aluminum housing and lift cover.	HBL26410	-
Black phenolic interior with long aluminum housing and lift cover.	HBL26420	-
Black phenolic interior with long aluminum housing with lift cover and blue finish.	-	HBL26520

IP44 SUITABILITY.



Flanged Receptacles

Description	Catalog Numbers	
Black phenolic interior with steel housing and flange. IP44 SUITABILITY.	HBL26421	-
Black phenolic interior with steel housing and flange with blue finish.	-	HBL26521





HBL20405

30 Amp Hubbellock® Accessories

Receptacle Plates for FS/FD Box Mounting

Description	Catalog Numbers
Cast aluminum weatherproof, lift cover plate.	HBL20405
Cast aluminum, weatherproof, red finish (not shown).	HBL20446
302/304 stainless, single gang, smooth (not shown).	SS737



SEHBL3

Switched Enclosure

IP54 SUITABILITY

Description	Catalog Numbers
Switched enclosure for use with 3 pole 4 wire 30A Hubbellock receptacle. Receptacle not included.	SEHBL3

Note: For more information on switched enclosures see page B-37.

Liquidtight Metallic Conduit Adapters (Not Shown)

Description	Catalog Numbers
Adapter for use with 1/2" N.P.T. conduit fittings.	SAB12
Adapter for use with 3/4" N.P.T. conduit fittings.	SAB34

Boots

Description	Catalog Numbers
"Mini" boot for Hubbellock connector body.	HBL20424B†
"Mini" boot for Hubbellock plug.	HBL20425B†

Note: †Not UL Listed or CSA Certified.



SAB12, SAB34

60 Amp Hubbellock® Accessories

Receptacle Box and Adapter Plates (Box requires one adapter)

Description	Catalog Numbers
Box, cast aluminum, only for 60A Hubbellock® receptacles.	HBL26401
Straight adapter plate.	HBL26402
45° adapter plate.	HBL26404

Notes: Straight or angle adapter plate must be used when mounting a 60A receptacle to HBL26401 box. Cannot be used with round flanged receptacles and inlets.



HBL20424B



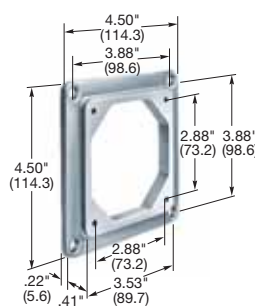
HBL20425B

Kellems® Cable Grip

Description	Cord Diameter	Catalog Numbers
Cable grip (not shown).	.83"-1.00" (21.1-25.4)	H660A



HBL26401



HBL26402



HBL26404

Twist-Lock® and Safety Shroud Devices

Technical Information

15-30 Ampere Twist-Lock, 20-30 Ampere Safety-Shroud® Twist-Lock

Specifications**Listings**

Listed to UL Standard 498 (Attachment Plugs and Receptacles).

Fed. Spec. W-C-596 (Insulgrip® and Safety-Shroud®).

Certified to CSA Standard C22.2 No.42 (General Use Receptacles, Attachment Plugs and Similar Wiring Devices).

Materials

Part	Materials
Plugs and Connector Bodies (Insulgrip®) 15-30A	
Blade/Contact Carrier	Natural (white) nylon
Terminal Retainer	Clear polycarbonate
Cover (Housing)	Black nylon (yellow in "CM" devices)
Cord Clamp	Natural (white) nylon
Dust Shield	EPDM
Blades/Contacts	Brass
Terminal Clamp	Cold rolled steel – nickel plated
Terminal Screws	15A (8-32), 20-30A (10-32) Brass (white finish on neutral screw when used)
Grounding Screw	Brass (green finish)
Cord Clamp Screws	Steel, zinc plated
Body Holding Screws	Steel, zinc plated

Flanged Inlet/Receptacles

Part	Materials
15-30A	
Flanged Casing	Natural (white) nylon
Blade/Contact Carrier	Natural (white) nylon
Terminal Retainer	Clear polycarbonate
Blades/Contacts	Brass
Drive Screws	Steel, zinc plated
Terminal Clamp	Cold rolled steel, nickel plated
Terminal Screws	15A (8-32), 20-30A (10-32) Brass (white finish on neutral screw when used)
Grounding Screw	Brass (green finish)
Mounting Screws	Nickel plated brass round head screws
Screw Sizes	15A: 6-32, 3/8" long 20A and 30A: 8-32, 7/16" long

Receptacle, Single	15A	20A and 30A
Cover (Top)	Nylon (Black)	Nylon (Black)
Base	RTP (Black)	RTP (Natural)
Contact Springs	.031" Brass	.040" Brass
Clamp	.031" Brass	.040" Brass
Ground Contact	.031" Brass	.040" Brass
Ground Shunt	-	.015" Brass
Bridge (Mounting Strap)	.050" Steel, zinc plated	-
End Plates (Mounting)	-	.050" Brass
Back Plate	-	.040" Brass
Terminal Screws	Brass (8-32)	Brass (10-32) (white finish on neutral screw when used)
Grounding Screw	Brass (Green)	Bronze (Green)
Flat Head Mounting Screws	Steel, zinc plated	Steel, zinc plated
Auto Ground Clip	Stainless steel	Stainless steel (Used only on IG receptacle)

Valox® is a trademark of SABIC Innovative Plastics, acquired from General Electric Company.

Part	Materials
Safety-Shroud® Receptacles Angle, Surface Semi-Flush 20-30A	
Housing and Mounting Flange	Gray Valox®
Mounting Plate (Angle Housing Only)	Galvanized steel
Body Contact Carrier	Natural (white) nylon
Terminal Retainer	Clear polycarbonate
Body Holding Screws	Steel, zinc plated
Contact Springs	Brass
Spring Binding Plate	Brass
Terminal Clamp	Steel, nickel plated .080" curved, scalloped
Terminal Screws	10-32 Brass (white finish on neutral screw when used)
Grounding Screw	Brass (green finish)
Mounting Plate Screws	Steel, zinc plated
Wall Plate Mounting Screws	Steel, zinc plated

Safety-Shroud Twist-Lock Plug 20-30A

Insulgrip Plug with Safety-Shroud installed	
Safety-shroud	White Valox®
Cord Clamp	White nylon

Performance

Electrical	
Dielectric Voltage	Withstands 2,000V minimum.
Max. Working Voltage	600 Volts RMS.
Current Interrupting	Certified for current interrupting at full rated current.
Temperature Rise Fed. Spec.	Max 30°C temperature rise at full rated current after 250 cycles of overload at 200% of rated current at a power factor of 75% (WC 596).

Mechanical

Cord Accommodation (Plugs and connectors only)	Round portable service cords of diameters commensurate with the device rating as defined in UL Standard 62, CSA C22.2 No. 49.
Cord Grip Accommodation (Insulgrip)	15A: .230"-.720" (5.8-18.3); 20A and 30A 3W: .360"-.930" (9-24); 20A and 30A 4W-5W: .350"-1.150" (9-29).
Terminal Identification	Terminals identified in accordance with UL 498 (X, Y, Z, White, Green).
Terminal Accommodation	20A and 30A, #16-#8 AWG. 15A, #18-#10 AWG. Solid or stranded copper wire only.
Product Identification	Ratings are a permanent part of the device housing.

Environmental

Flammability (Enclosure)	HB or better per UL94/CSA 22.2 No. 0.17.
Plugs, Connectors, Flanged Receptacles and Flanged Inlets Receptacles (Box Mount)	V2 or better.
Operating Temperatures	Maximum Continuous 75° C. Minimum -40° C (w/o impact).

Watertight Safety-Shroud® Twist-Lock® Devices

Technical Information

20 and 30 Ampere

Specifications**Listings**

Listed to UL Standard 498 (Attachment Plugs and Receptacles).

Certified to CSA Standard No.42 (General Use Receptacles, Attachment Plugs and Similar Wiring Devices).

Fed. Spec. WC-596.

UL Listed, CSA Certified to Type 4, 4X and Type 12.

Part	Materials
Watertight Safety-Shroud® Plug (Insulgrip®)	20 and 30A
Blade Holder	Natural (white) nylon
Terminal Retainer	Clear polycarbonate
Cover (Housing)	Black Valox®
Cord Clamp	White Valox®
Blades	Brass
Terminal Clamp	Steel, nickel plated .080" curved scalloped
Terminal Screws	10-32 brass (white finish on neutral screw when used) multiple drive head
Grounding Screw	Brass (green finish) combination head
Cord Clamp Screws	Stainless steel 302/304, combination head
Body Holding Screws	Stainless steel 302/304, combination head
Closure Cap and Strap	Neoprene EPDM Blend
Watertight Safety-Shroud Connector (Insulgrip®)	20 and 30A
Body Contact Carrier	Natural (white) nylon
Terminal Retainer	Clear polycarbonate
Contact Spring	Brass
Spring Binding Plate	Brass
Cover (Housing)	Black Valox®
Cord Clamp	White Valox®
Terminal Clamp	Steel, nickel plated .080" curved scalloped
Terminal Screws	10-32 brass (white finish on neutral screws when used) multiple drive head
Grounding Screw	Brass (green finish) combination head
Cord Grip Screws	Stainless steel 302/304, combination head
Body Holding Screws	Stainless steel 302/304, combination head
Closure Cap and Strap	Polypropylene with Neoprene gasket
Watertight Safety-Shroud Receptacle, Single*	20 and 30A
Housing and Flange	Gray Valox
Body Contact Carrier	Natural (white) nylon
Terminal Retainer	Clear polycarbonate
Drive Screws	Steel, zinc plated
Contact Spring	Brass
Spring Binding Plate	Brass
Terminal Clamp	Steel, nickel plated .080" curved, scalloped
Flange Gasket	Closed-cell neoprene foam
Lid Gasket	Closed-cell neoprene foam
Cover Hinge Pin	Stainless steel 302/304
Cover Spring	Stainless steel 302/304
Terminal Screws	10-32 brass (white finish on neutral screw when used) multiple drive head
Grounding Screw	Brass (green finish) combination head
Mounting Screws	Stainless steel 302/304 combination head
Watertight Safety-Shroud Flanged Inlet	20 and 30A
Housing and Flange	Gray Valox
Blade Holder	Natural (white) nylon
Terminal Retainer	Clear polycarbonate
Blades	Brass
Drive Screws	Steel, zinc plated
Terminal Clamp	Steel, nickel plated .080" curved scalloped
Terminal Screws	10-32 brass (white finish on neutral screw - when used) multiple drive head
Grounding Screw	Brass (green finish) combination head
Closure Cap	Neoprene EPDM blend
Mounting Screws	Stainless steel 302/304 combination head

Performance**Electrical**

Dielectric Voltage	Withstands 2,000V minimum.
Max. Working Voltage	600 Volts RMS.
Current Interrupting	Certified for current interrupting at full rated current.
Temperature Rise	Max 30 deg. temperature rise at full rated current after 250 cycles of overload at 200% of rated current at a power factor of 75% (WC 596).

Mechanical

Cord Accommodation (Plugs and connectors only)	Round portable service cords of diameters commensurate with the device rating as defined in UL Standard 62, CSA C22.2 No. 49.
Cord Grip Accommodation	20 and 30A, 3W: .32"- .93" (8.1-24.0mm) #16-3 Type SJ-#8-3 Type S,SO; 20 and 30A, 4W: .35"-1.15" (9.0-29.2mm) #16-4 Type SJ-#8-4 Type S, SO; 20 and 30A, 5W: .35"-1.15" (9.0-29.2mm) #16-5 Type S,SO - #8-5 Type S,SO. Terminals identified in accordance with UL 498 (X, Y, Z, White, Green). #16- #8 AWG solid or stranded copper wire only. Ratings are a permanent part of the device blade holder, and are also labeled on device color coded by voltage, visible in use. Catalog No. I.D. is on device visible in use.
Terminal Identification	
Terminal Accommodation	
Product Identification	

Environmental

Moisture Resistance	Type 4, 4X, 12, IP66 suitability.
Flammability (Enclosure)	V0 per UL94 or CSA 22.2 No. 0.17.
Operating Temperatures	Maximum Continuous 75°C; Minimum -40°C (w/o impact).

Note: *Suitable for use as a flanged receptacle.

Valox® is a trademark of SABIC Innovative Plastics, acquired from General Electric Company.

Twist-Lock® Devices

Technical Information

50 Ampere

Twist-Lock Listing and Specifications

Specifications

Listings

Listed to UL Standard 498 (Attachment Plugs and Receptacles).

Certified to CSA Standard No. 42 (General Use Receptacles, Attachment Plugs and Similar Wiring Devices).

Materials

Part	Materials
Plug (Twist-Lock)	50A
Blade Holder	Thermoplastic polyester (black)
Power Blades	Brass
Terminal Set Screw	Stainless steel
Terminal Retainer	Thermoplastic polyester
Front and Rear (housing)	Supertough nylon
Cord Clamp	Thermoplastic polyester (white)
Seal	Neoprene
Seal Cup	Nylon
Box Terminal	Copper
Latches	Supertough nylon
Ground Contact Spring	One piece copper/nickel
Cord Clamp Screws	302/304 Stainless steel
Shroud	302/304 Stainless steel
Connector (Twist-Lock)	50A
Contact Nose	Nylon (black)
Terminal Retainer	Thermoplastic polyester (black)
Terminal Set Screw	302/304 Stainless steel
Contact Spring	Brass
Assembly Ring	302/304 Stainless steel
Front and Rear (housing)	Supertough nylon (black)
Latches	Supertough nylon (white)
Cord Clamp	Thermoplastic polyester (white)
Box Terminal	Copper
Contact Holder	Thermoplastic polyester (black)

Part	Materials
Ground Contact	One piece copper/nickel
Seal Cup	Nylon
Cord Grip screws	302/304 Stainless steel
Seal	Neoprene
Flanged Inlet	50A
Flanged Casing	.062" Steel, zinc plate
Blade Holder	Phenolic
Pressure Screws	Steel, zinc plate
Blades	.100" Brass
Ground Spring	.025" Bronze
Terminals	.050" Steel, brass finish
Grounding Terminal	.062" Copper, green finish
Round Head Screws	Steel, zinc plate
Receptacle	50A
Body	Phenolic
Face	Phenolic
Contact Springs	.100" Brass alloy
Contact Binding Plates	.100" Brass
Ground Contact	.031" Brass
Insulator	.093" Laminated phenolic
Bridge (Mounting Strap)	.062" Steel, zinc plate
Pressure Screws	Steel, zinc plate
Terminals	.050" Steel
Casing	.062" Steel, zinc plate
Center Pin (CS Devices)	Steel, zinc plate

Product Identification

Ratings	Molded into face for all devices and stamped into stainless steel shroud on plug devices.
Catalog Number	Molded into face for plug and connector bodies and stamped into stainless steel shroud on plug devices.

Performance

Electrical

Dielectric Voltage	Withstands 2,000V minimum.
Max. Working Voltage	600 Volts RMS.
Current Interrupting	Certified for current interrupting at full rated current.
Temperature Rise	Max. 30°C temperature rise at full rated current after 50 cycles of overload at 150% rated DC current (UL 498).

Mechanical

Terminal Accommodation	#10 AWG min. - #6 AWG max. Solid or stranded copper wire only.
Cord Grip Accommodation	.750"-1.150" (19.1-29.2).

Environmental

Flammability	UL 94 V0 for Receptacles and Inlets. HB or better for Plugs and Connectors.
Operating Temperatures	Maximum continuous 75°C; minimum - 40°C (w/o impact).

Please consult the factory for product dimensions and specifications for other products listed in this catalog.

Switched Safety Enclosures

Technical Information

Switched Twist-Lock® and Hubbellock® Enclosures

Specifications

Typical Specifications

Manufacturer's Identification	Hubbell SETL3/SEHBL3-SE2730A.
Description	Lockable Switched Enclosure. This unit is a complete enclosure ready to accept any 20 or 30A Twist-Lock or 30A Hubbellock receptacle.
Electrical Type	2 Pole + Earth through 4 Pole and Earth.
Rating	20 or 30A, 125V through 3ØY 347/600V AC.
Configuration	NEMA Locking L5-20R through L23-30R.
Enclosure Type	Outdoor – Type 3R (Rainproof, Sleet, External Ice), IP54 suitability. Indoor – Type 12K (Dust-tight, Falling Dirt, Noncorrosive Liquids, with Knockout).
Enclosure Material	Non-metallic enclosure suitable for metallic conduit.

Materials

Part	Materials
Base	Valox®
Top	Valox®
Handle	Valox®
Conduit Hub	Zinc ¾" watertight
Enclosure Gasket	Neoprene
Shaft	Valox®
Shaft Seal	Molded neoprene
Frame	Galvanized steel
Lift Cover	Valox®
Enclosure Screws	Stainless steel 300 series
Hinge Spring and Pin	Stainless steel 300 series

Performance

Electrical

Dielectric Voltage	Withstands 3,000V minimum.
Max. Working Voltage	600V RMS.
Current Interrupting	Certified for current interrupting at full rated current and voltage.
Short Circuit Withstand	Suitable for use on a circuit capable of delivering not more than 10,000 RMS symmetrical amperes at the voltage rating of the receptacle.
Operations	Mechanical 10,000 cycles; Electrical 6,000 cycles.

Mechanical

Impact Resistance	In accordance with UL 746C.
Terminal Identification	In accordance with UL, CSA and international conventions.
Product Identification	Identification and ratings are part of external label and receptacle face.
Weight	3.5 pounds.
Mounting	External fully adjustable feet.

Environmental

Moisture Resistance	Outdoor – Type 3R (Rainproof, Sleet, External Ice), IP54 suitability. Indoor – Type 12K (Dust-tight, Falling Dirt, Noncorrosive Liquids, with Knockout).
Flammability	UL94 – 5 VA and V0 classification.
Operating Temperature	Maximum continuous +75°C; Minimum continuous -40°C.
UV Resistance	All materials are UV stabilized.

Note: This device provides on/off switched control of a plug connected load and includes lockout provision: ON-OFF control knob (in the OFF position) accepts up to a 5/16" (8.0) diameter shackle of suitable padlock lockout device to isolate energy from the receptacle and cord connected equipment as a method of compliance to OSHA Lockout/Tagout Regulation 29CRF Part 1910.147.

Valox® is a trademark of SABIC Innovative Plastics, acquired from General Electric Company.

Switched Safety Enclosures

Technical Information

Circuit-Lock® Unfused Safety-Shroud® Twist-Lock®

Mechanical Interlock**Specifications****Typical Specifications**

Manufacturer's Identification	Hubbell HBLMITL.
Description	Circuit-Lock Mechanical Interlock.
Electrical Type	2 Pole + Earth through 4 Pole and Earth.
Rating	Up to 30A, 600V AC 3Ø.
Enclosure Type	Outdoor – 4X (Watertight, Washdown); Indoor – 12K (Dust-tight, Falling Dirt and noncorrosive liquids with knockout. IP66 suitability.
Enclosure Material	Non-metallic enclosure suitable for metallic conduit.

Materials

Part	Material
Base	Valox®
Top	Valox®
Handle	Valox®
Conduit Hub	Zinc ¾" watertight
Enclosure Gasket	Neoprene
Shaft	Valox®
Shaft Seal	Neoprene
Frame	Galvanized steel
Enclosure Screws	Stainless steel 300 series

Performance**Electrical**

Dielectric Voltage	Withstands 3,000V Min.
Max. Working Voltage	600V RMS.
Current Interrupting	Certified for current interrupting at full rated current voltage.
Short Circuit Withstand Rating	Suitable for use on a circuit capable of delivering not more than 10,000 RMS symmetrical amperes at the voltage rating of the receptacle.
Operations	Mechanical 10,000 cycles; Electrical 6,000 cycles.

Mechanical

Impact Resistance	In accordance with UL 746C.
Terminal Identification	In accordance with UL, CSA.
Product Identification	Identification and ratings are part of the external label and receptacle face.
Weight	3.5 pounds.
Mounting	External full adjustable feet.

Environmental

Moisture Resistance	Outdoor – 4X (Hose-Directed Water, Corrosion Resistance), IP66 suitability.
Flammability	Meets UL 94V0 material classification.
Operating Temperature	Maximum continuous +75°C; Minimum continuous -40°C.
UV Resistance	All exposed materials are UV stabilized.

Valox® is a trademark of SABIC Innovative Plastics, acquired from General Electric Company.

Section E

Pin and Sleeve Devices

Mechanical Interlocks

Index


Product	Page
IEC Pin and Sleeve Watertight Devices	
Features and Benefits	E-2
Ordering Information Chart	E-4
Back Boxes	E-6
Accessories	E-7
Dimensions	E-8
Listings and Specifications	E-10
Configurations Chart	E-12
Low Profile IEC Pin and Sleeve Devices	
Features and Benefits	E-13
Ordering Information and Specifications	E-14
Dimensions	E-15
Unfused Circuit-Lock® Mechanical Interlocks	
Features and Benefits	E-16
Ordering Information Chart	E-17
Accessories	E-18
Specifications	E-19
“Reverse Service” Unfused Circuit-Lock® Mechanical Interlocks	
Features and Benefits	E-20
Ordering Information Chart and Accessories	E-21
Specifications	E-22
Fused Circuit-Lock® Safety Interlocks	
Features and Benefits	E-23
Ordering Information Chart and Accessories	E-24
Specifications	E-25
UL 1686 C1 Insulgrip® Pin and Sleeve Devices	
Features and Benefits	E-26
Style I and Style II Versions	E-28
Ordering Information Chart	E-29
“Reverse Service” Ordering Information Chart	E-30
Accessories	E-31
Dimensions	E-32
Device Listings	E-34
Insulgrip® Mechanical Interlocks	
Features and Benefits	E-35
Ordering Information, Dimensions and Accessories	E-36
Technical Information	E-37



IEC Pin and Sleeve Watertight Devices

Features and Benefits

IP67
SUITABILITY



Liquidtight Conduit Adapters

Machined aluminum adapters are available to provide a means for attaching flexible liquidtight metal conduit to rear of Hubbell Pin and Sleeve plug or connector.


Self-Closing Gasketed Cover

Detents into position to fully close automatically. Corrosion-resistant hardware.



Watertight Neoprene Sealing Glands

Provide a reliable seal at the cable entry point. Prevents infiltration of contaminants.




Color Coded Housings

IEC pin and sleeve devices are color coded by voltage for easy identification.


Insulated Non-Metallic Housing

Super tough, non-conductive and chemical resistant for heavy duty industrial environments.




Powerful Mechanical Cord Grip

Hubbell's design incorporates two molded-in teeth to securely grip the outer cable jacket, and internal conductors to prevent slippage and strain on terminations. Captive barrel nuts ease assembly and allow higher tightening torque for maximum cord retention.




Watertight Cord Entrance

The tapered bore entrance creates high compression forces on sealing gland, providing a watertight seal around cord. Individual solid neoprene glands are supplied to match a full range of cord sizes and assure watertight performance.



Multi-Contact Spring (60/63 & 100/125 Amp)

Recessed within the female sleeve, provides and maintains high unit pressure on mating pins to minimize temperature rise. Broaches oxide film to achieve low resistance contact for cooler operation.



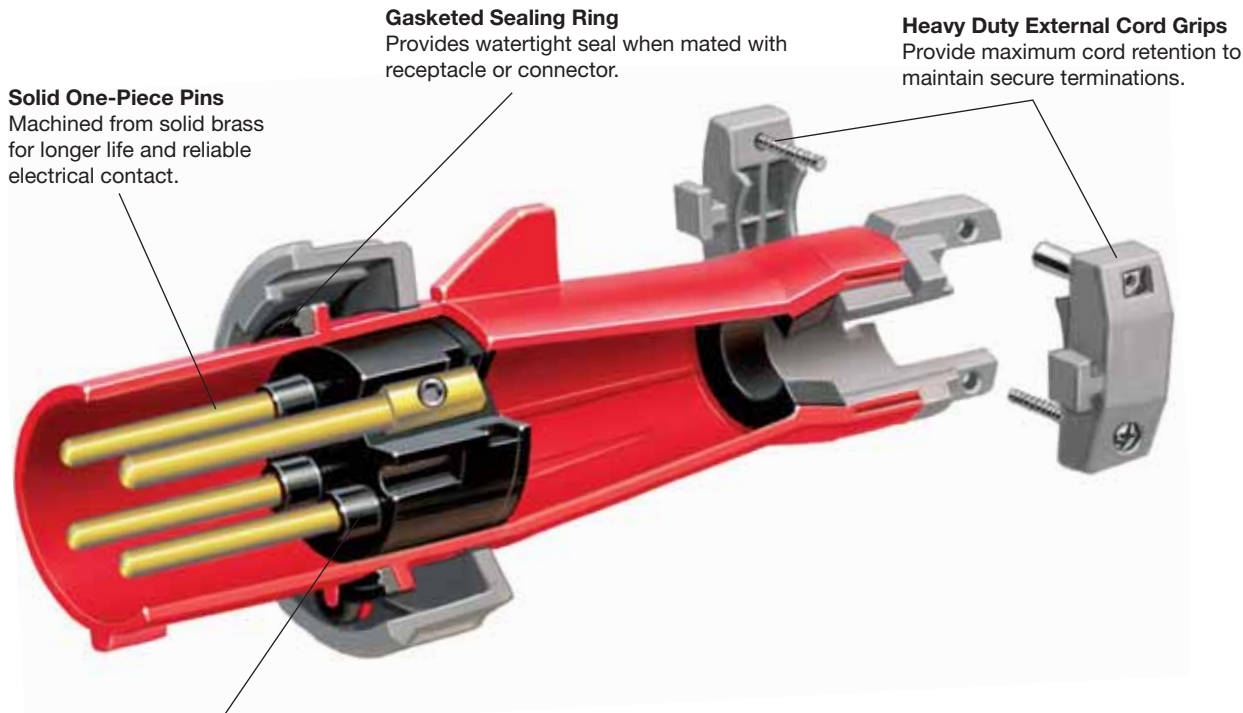
Sequential Contact Engagement

Ground makes first and breaks last. Neutral makes second and breaks second (to prevent a momentary over-voltage on components connected phase to neutral). Phase contacts make last and break first.



IEC Pin and Sleeve
Watertight Devices
Features and Benefits

IP67
 SUITABILITY




Solid One-Piece Pins
 Machined from solid brass for longer life and reliable electrical contact.

Gasketed Sealing Ring
 Provides watertight seal when mated with receptacle or connector.

Heavy Duty External Cord Grips
 Provide maximum cord retention to maintain secure terminations.

Contact Collar
 Raised collar surrounds each phase pin increasing the tracking resistance between contacts across the contact carrier face.




Lockout/Tagout
 Tapered opening on plug shroud accommodates up to 3/8 inch (9.7mm) lock shackle diameter.




Rugged One-Piece Housing
 Thick wall construction protects internal components, eliminates joints preventing infiltration of contaminants. Amperage/voltage rating and catalog number molded in housing for easy identification.



Shrouded Pins
 Super tough plug shroud protects pins from deforming from physical abuse. Protects the user from the possibility of touching live contacts during insertion and withdrawal of mating parts.



Large Box Terminals
 Designed for North American conductors. Machined to accept next larger conductor size for derating situations. Large hex-head stainless steel screws (60/100A)* provide higher torque levels and prevent movement of conductor strands for secure terminations.



Thermoset Polyester Contact Carrier
 Molded thermoset polyester provides high resistance to electrical tracking. Withstands higher temperatures which may result from overload or arcing. Thermoset properties provide dimensional stability for this critical assembly.

* 16/20 & 30/32 Amp devices feature patented swiveling pressure pad terminal screws to keep conductors secure and prevent damage to conductor strands.



IEC Pin and Sleeve Watertight Devices Ordering Information

20 and 30 Ampere – North American Ratings
16 and 32 Ampere – International Ratings

Rating				Watertight Devices				Accessories			Replacement Interior Kits		
Amps	Poles and Wires	Configuration Recept./ Conn.	Plug/ Inlet	Voltage	Receptacle	Plug	Connector	Inlet	Back Boxes		Closure Caps	Conn. Recept.	Plugs Inlets
									Non-Metallic	Metallic			
16	2P 3W			100–130	HBL316R4W	HBL316P4W	HBL316C4W	HBL316B4W†	BB2030N	BB201W BB301W	PC320	IN320BF	IN320BM
	2P 3W			220–240	HBL316R6W	HBL316P6W	HBL316C6W	HBL316B6W	BB2030N	BB201W BB301W	PC320	IN320BF	IN320BM
	3P 4W			380–415	HBL416R6W	HBL416P6W	HBL416C6W	HBL416B6W†	BB2030N	BB201W BB301W	PC420	IN420DF	IN420DM
	4P 5W			220/380 240/415	HBL516R6W	HBL516P6W	HBL516C6W	HBL516B6W	BB2030N	BB201W BB301W	PC520	IN520EF†	IN520EM
20	2P 3W			125	HBL320R4W*	HBL320P4W	HBL320C4W	HBL320B4W	BB2030N	BB201W BB301W	PC320	IN320AF	IN320AM
	2P 3W			250	HBL320R6W	HBL320P6W	HBL320C6W	HBL320B6W	BB2030N	BB201W BB301W	PC320	IN320BF	IN320BM
	2P 3W			480	HBL320R7W	HBL320P7W	HBL320C7W	HBL320B7W	BB2030N	BB201W BB301W	PC320	IN320BF	IN320BM
	3P 4W			125/250	HBL420R12W	HBL420P12W	HBL420C12W	HBL420B12W	BB2030N	BB201W BB301W	PC420	IN420CF	IN420CM
	3P 4W			3Ø 250	HBL420R9W	HBL420P9W	HBL420C9W	HBL420B9W	BB2030N	BB201W BB301W	PC420	IN420DF	IN420DM
	3P 4W			3Ø 480	HBL420R7W	HBL420P7W	HBL420C7W	HBL420B7W	BB2030N	BB201W BB301W	PC420	IN420DF	IN420DM
	3P 4W			3Ø 600	HBL420R5W	HBL420P5W	HBL420C5W	HBL420B5W	BB2030N	BB201W BB301W	PC420	IN420DF	IN420DM
	4P 5W			3Ø Y 120/208	HBL520R9W	HBL520P9W	HBL520C9W	HBL520B9W	BB2030N	BB201W BB301W	PC520	IN520EF†	IN520EM
	4P 5W			3Ø Y 277/480	HBL520R7W	HBL520P7W	HBL520C7W	HBL520B7W	BB2030N	BB201W BB301W	PC520	IN520EF†	IN520EM
	4P 5W			3Ø Y 347/600	HBL520R5W	HBL520P5W	HBL520C5W	HBL520B5W	BB2030N	BB201W BB301W	PC520	IN520EF†	IN520EM
30	2P 3W			125	HBL330R4W	HBL330P4W	HBL330C4W	HBL330B4W	BB2030N	BB201W BB301W	PC3430	IN330AF	IN330AM
	2P 3W			250	HBL330R6W	HBL330P6W	HBL330C6W	HBL330B6W	BB2030N	BB201W BB301W	PC3430	IN330BF	IN330BM
	2P 3W			480	HBL330R7W	HBL330P7W	HBL330C7W	HBL330B7W	BB2030N	BB201W BB301W	PC3430	IN330BF	IN330BM
	3P 4W			125/250	HBL430R12W	HBL430P12W	HBL430C12W	HBL430B12W	BB2030N	BB201W BB301W	PC3430	IN430CF	IN430CM
	3P 4W			3Ø 250	HBL430R9W	HBL430P9W	HBL430C9W	HBL430B9W	BB2030N	BB201W BB301W	PC3430	IN430DF	IN430DM
	3P 4W			3Ø 480	HBL430R7W	HBL430P7W	HBL430C7W	HBL430B7W	BB2030N	BB201W BB301W	PC3430	IN430DF	IN430DM
	3P 4W			3Ø 600	HBL430R5W	HBL430P5W	HBL430C5W	HBL430B5W	BB2030N	BB201W BB301W	PC3430	IN430DF	IN430DM
	4P 5W			3Ø Y 120/208	HBL530R9W	HBL530P9W	HBL530C9W	HBL530B9W	BB2030N	BB201W BB301W	PC530	IN530EF	IN530EM
	4P 5W			3Ø Y 277/480	HBL530R7W	HBL530P7W	HBL530C7W	HBL530B7W	BB2030N	BB201W BB301W	PC530	IN530EF	IN530EM
	4P 5W			3Ø Y 347/600	HBL530R5W	HBL530P5W	HBL530C5W	HBL530B5W	BB2030N	BB201W BB301W	PC530	IN530EF	IN530EM
32	2P 3W			100–130	HBL332R4W†	HBL332P4W†	HBL332C4W†	HBL332B4W†	BB2030N	BB201W BB301W	PC3430	IN330BF	IN330BM
	2P 3W			220–240	HBL332R6W	HBL332P6W	HBL332C6W	HBL332B6W	BB2030N	BB201W BB301W	PC3430	IN330BF	IN330BM
	3P 4W			380–415	HBL432R6W	HBL432P6W	HBL432C6W	HBL432B6W	BB2030N	BB201W BB301W	PC3430	IN430DF	IN430DM
	3P 4W			380V 50Hz 440V 60Hz	HBL432R3W	HBL432P3W	HBL432C3W	–	BB2030N	BB201W BB301W	PC3430	IN430DF	IN430DM
	4P 5W			220/380 240/415	HBL532R6W	HBL532P6W	HBL532C6W	HBL532B6W	BB2030N	BB201W BB301W	PC530	IN530EF	IN530EM

Notes: See page E-6, E-7 for accessories. See page E-8, E-9 for product dimensions. See page E-10, E-11 for product specifications.
Closure caps purchased separately, see page E-7.

*For special mounting use HBL320R4WMIL, consult factory.

†Consult factory.

PC320, PC420, PC520, PC3430, PC530 are not UL or CSA.



IEC Pin and Sleeve

Watertight Devices Ordering Information

60 and 100 Ampere – North American Ratings

63 and 125 Ampere – International Ratings

Rating					Watertight Devices				Accessories			Replacement Interior Kits	
Amps	Poles and Wires	Configuration Recept./ Plug/ Conn. Inlet	Voltage	IP67 SUITABILITY	Receptacle	Plug	Connector	Inlet	Back Boxes		Closure Caps	Conn. Recep.	Plugs Inlets
									Non-Metallic	Metallic			
60	2P 3W			125	HBL360R4W	HBL360P4W	HBL360C4W	HBL360B4W	BB60N	BB601W BB602W	PC60	IN360AF	IN360AM
	2P 3W			250	HBL360R6W	HBL360P6W	HBL360C6W	HBL360B6W	BB60N	BB601W BB602W	PC60	IN360BF	IN360BM†
	2P 3W			480	HBL360R7W	HBL360P7W	HBL360C7W	HBL360B7W	BB60N	BB601W BB602W	PC60	IN360BF	IN360BM†
	3P 4W			125/250	HBL460R12W	HBL460P12W	HBL460C12W	HBL460B12W	BB60N	BB601W BB602W	PC60	IN460CF	IN460CM
	3P 4W			3Ø 250	HBL460R9W	HBL460P9W	HBL460C9W	HBL460B9W	BB60N	BB601W BB602W	PC60	IN460DF	IN460DM
	3P 4W			3Ø 480	HBL460R7W	HBL460P7W	HBL460C7W	HBL460B7W	BB60N	BB601W BB602W	PC60	IN460DF	IN460DM
	3P 4W			3Ø 600	HBL460R5W	HBL460P5W	HBL460C5W	HBL460B5W	BB60N	BB601W BB602W	PC60	IN460DF	IN460DM
	4P 5W			3Ø Y 120/208	HBL560R9W	HBL560P9W	HBL560C9W	HBL560B9W	BB60N	BB601W BB602W	PC60	IN560EF	IN560EM†
	4P 5W			3Ø Y 277/480	HBL560R7W	HBL560P7W	HBL560C7W	HBL560B7W	BB60N	BB601W BB602W	PC60	IN560EF	IN560EM†
	4P 5W			3Ø Y 347/600	HBL560R5W	HBL560P5W	HBL560C5W	HBL560B5W	BB60N	BB601W BB602W	PC60	IN560EF	IN560EM†
63	2P 3W			220–240	HBL363R6W	HBL363P6W	HBL363C6W	HBL363B6W	BB60N	BB601W BB602W	PC60	IN360BFS	IN360BMS†
	3P 4W			380–415	HBL463R6W	HBL463P6W	HBL463C6W	HBL463B6W	BB60N	BB601W BB602W	PC60	IN460DFS	IN460DMS
	4P 5W			220/380 240/415	HBL563R6W	HBL563P6W	HBL563C6W	HBL563B6W	BB60N	BB601W BB602W	PC60	IN560EFS†	IN560EMS
100	2P 3W			125	HBL3100R4W	HBL3100P4W	HBL3100C4W	HBL3100B4W	BB100N	BB1001W BB1002W	PC100	IN3100AF	IN3100AM
	2P 3W			250	HBL3100R6W	HBL3100P6W	HBL3100C6W	HBL3100B6W	BB100N	BB1001W BB1002W	PC100	IN3100BF	IN3100BM†
	2P 3W			480	HBL3100R7W	HBL3100P7W	HBL3100C7W	HBL3100B7W	BB100N	BB1001W BB1002W	PC100	IN3100BF	IN3100BM†
	3P 4W			125/250	HBL4100R12W	HBL4100P12W	HBL4100C12W	HBL4100B12W	BB100N	BB1001W BB1002W	PC100	IN4100CF†	IN4100CM
	3P 4W			3Ø 250	HBL4100R9W	HBL4100P9W	HBL4100C9W	HBL4100B9W	BB100N	BB1001W BB1002W	PC100	IN4100DF	IN4100DM
	3P 4W			3Ø 480	HBL4100R7W	HBL4100P7W	HBL4100C7W	HBL4100B7W	BB100N	BB1001W BB1002W	PC100	IN4100DF	IN4100DM
	3P 4W			3Ø 600	HBL4100R5W	HBL4100P5W	HBL4100C5W	HBL4100B5W	BB100N	BB1001W BB1002W	PC100	IN4100DF	IN4100DM
	4P 5W			3Ø Y 120/208	HBL5100R9W	HBL5100P9W*	HBL5100C9W	HBL5100B9W	BB100N	BB1001W BB1002W	PC100	IN5100EF	IN5100EM
	4P 5W			3Ø Y 277/480	HBL5100R7W	HBL5100P7W	HBL5100C7W	HBL5100B7W	BB100N	BB1001W BB1002W	PC100	IN5100EF	IN5100EM
	4P 5W			3Ø Y 347/600	HBL5100R5W	HBL5100P5W	HBL5100C5W	HBL5100B5W	BB100N	BB1001W BB1002W	PC100	IN5100EF	IN5100EM
125	2P 3W			220–240	HBL3125R6W	HBL3125P6W	HBL3125C6W	HBL3125B6W	BB100N	BB1001W BB1002W	PC100	IN3100BFS†	IN3100BMS†
	3P 4W			380–415	HBL4125R6W	HBL4125P6W	HBL4125C6W	HBL4125B6W	BB100N	BB1001W BB1002W	PC100	IN4100DFS	IN4100DMS
	4P 5W			220/380 240/415	HBL5125R6W	HBL5125P6W	HBL5125C6W	HBL5125B6W	BB100N	BB1001W BB1002W	PC100	IN5100EFS	IN5100EMS

Notes: All 63A and all 125A devices have pilot pins or contacts.

See page E-6, E-7 for accessories. See page E-8, E-9 for product dimensions. See page E-10, E-11 for product specification.

Closure caps purchased separately, see page E-7.

*Short housing plug HBL5100P9WSH, IP22 suitability - length (8.30").

† Consult factory.

PC60 and PC100 are not UL or CSA.

IEC Pin and Sleeve Watertight Device Accessories



BB60N



BB601W



FT202W



FW60100



HBL2030AP



AA2030PS

Back Boxes

Hubbell manufactures an extensive line of back boxes for use with IEC Pin and Sleeve devices. Each back box is designed to give the user the maximum amount of wiring room while achieving grounding to metallic conduit. Hubbell back boxes are available in non-metallic and cast metal versions.

Non-Metallic 15° Angle Back Box

Description	N.P.T. Hub Size*	Catalog Number
Back box for 16, 20, 30 and 32A devices.	1"	BB2030N
Back box for 60 and 63A devices.	1¼"	BB60N
Back box for 100 and 125A devices.	1½"	BB100N

*Notes: *Hub is not included; order one of the following Raco® part numbers: 1 in. = 1704, 1¼ in. = 1705, 1½ in. = 1706. These boxes meet IP67 requirement and Type 4X requirements when installed with a watertight conduit hub.*

Metallic 15° Angle Back Box

Description	N.P.T. Hub Size	Catalog Number
Back box for 16, 20, 30 and 32A devices.	¾"	BB201W
	1"	BB301W
Back box for 60 and 63A devices.	1¼"	BB601W
	1½"	BB602W
Back box for 100 and 125A devices.	1½"	BB1001W
	2"	BB1002W

Metallic Feed-Thru Back Box

Description	N.P.T. Hub Size	Catalog Number
Feed-thru box for 16, 20, 30 and 32A devices.	¾"	FT202W
	1"	FT302W

Metallic Four-Way 15° Angle Back Box

Description	N.P.T. Hub Size	Catalog Number
Four-way box for 60, 63, 100 and 125A devices.	1½"	FW60100

Note: These boxes are cast aluminum, suitable for IP54 requirements and are finished with enamel paint. These boxes withstand a 500-hour salt spray test as well as UL rain tight and external icing test.

Straight Wall Box Adapter

Description	Catalog Number
Adapts 16, 20, 30 and 32A Watertight IEC Pin and Sleeve devices to 2-gang, device mount, FD boxes.	HBL2030AP

Angle Wall Box Adapter

Description	Catalog Number
Adapts 16, 20, 30 and 32A Watertight IEC Pin and Sleeve devices to standard wall boxes.	AA2030PS

Note: Adapts 20 and 30A Watertight Pin and Sleeve receptacle to single, 2-gang standard wall box and 4 or 4¼ inch square for non-watertight applications.

IEC Pin and Sleeve Watertight Device Accessories

Closure Caps

Cap assemblies provide watertight sealing to a disconnected male IEC Pin and Sleeve plug or inlet. Manufactured of the same tough non-metallic material as the watertight IEC Pin and Sleeve devices for corrosion and abuse resistance.

Description	Catalog Number
Fits all 16A & 20A 3 wire plugs and inlets.	PC320
Fits all 16A & 20A 4 wire plugs and inlets.	PC420
Fits all 16A & 20A 5 wire plugs and inlets.	PC520
Fits all 30A & 32A 3 and 4 wire plugs and inlets.	PC3430
Fits all 30A & 32A 5 wire plugs and inlets.	PC530
Fits all 60A & 63A plugs and inlets.	PC60
Fits all 100A & 125A plugs and inlets.	PC100



PC3430

Cover Assemblies

Replacement cover assemblies for use with watertight connector bodies and receptacles. Kit contains cover, arm assembly and installation tool.

Description	Catalog Number
Fits all 16A & 20A 3 wire watertight female devices.	CA320
Fits all 16A & 20A 4 wire watertight female devices.	CA420
Fits all 16A & 20A 5 wire watertight female devices.	CA520
Fits all 30A & 32A 3 and 4 wire watertight female devices.	CA3430
Fits all 30A & 32A 5 wire watertight female devices.	CA530
Fits all 60A & 63A watertight female devices.	CA60
Fits all 100A & 125A watertight female devices.	CA100



CA3430

Cord Clamp and Locking Ring

Replacement cord clamp and locking ring for use with IEC plugs, connectors and inlets.

Description	Cord Clamp Catalog Number	Locking Ring Catalog Number
Fits all 16A & 20A 3 wire plugs, connectors and inlets.	CC320	LR320*
Fits all 16A & 20A 4 wire plugs, connectors and inlets.	CC420	LR420*
Fits all 16A & 20A 5 wire plugs, connectors and inlets.	CC520†	LR520*
Fits all 30A & 32A 3 and 4 wire plugs, connectors and inlets.	CC3430	LR3430*
Fits all 30A & 32A 5 wire plugs, connectors and inlets.	CC530†	LR530*
Fits all 60A & 63A plugs, connectors and inlets.	CC60	LR60*
Fits all 100A & 125A plugs, connectors and inlets.	CC100	LR100*

*Locking Ring only.

†Consult factory.



CC3430



LR3430

Liquidtight Adapters

Machined aluminum adapters are available to provide a means for attaching flexible liquidtight metal conduit to rear of a Hubbell Pin and Sleeve plug or connector. To install, remove cord grip and two gland cap screws. Use screws to attach adapter. Kellems® liquidtight conduit connectors are available to control arc of bend and to prevent conduit pull-out where vibration, motion or strain is present. These grips interface directly with Hubbell's liquidtight adapters and are available in a wide variety of N.P.T. sizes and configurations. Consult your local code grounding requirements before using liquidtight adapters.

Rating of Hubbell Pin and Sleeve Device	Liquidtight Conduit Size	Hubbell Liquidtight Adapter Catalog Number	Optional Kellems Liquidtight Conduit Grip Catalog Number
16 & 20 Amp	½" N.P.T.	SAA12	074093402
3 & 4 Wire	¾" N.P.T.	SAA34	074093403
16 & 20 Amp 5 Wire	½" N.P.T.	SAB12	074093402
and 30 & 32 Amp	¾" N.P.T.	SAB34	074093403
3 & 4 Wire	1" N.P.T.	SAB100	074093404
30 & 32 Amp 5 Wire	¾" N.P.T.	SAC34	074093403
30 & 32 Amp 5 Wire	1" N.P.T.	SAC100	074093404
and 60 & 63 Amp (all)	1¼" N.P.T.	SAC125	074093405
100 & 125 Amp (all)	1½" N.P.T.	SAD125	074093405
	1½" N.P.T.	SAD150	074093406

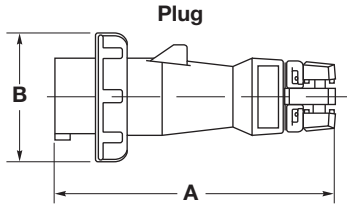


SAB34

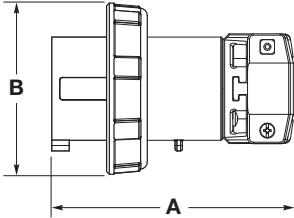


074093403

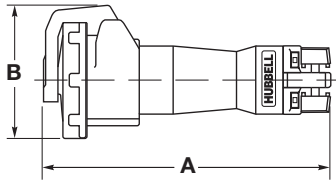
IEC Pin and Sleeve Watertight Device Dimensions



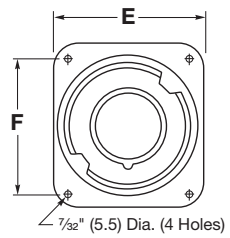
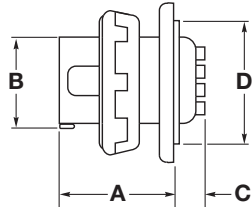
Short Housing Plug



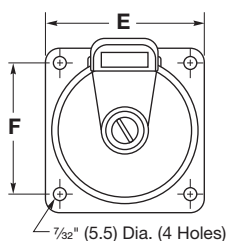
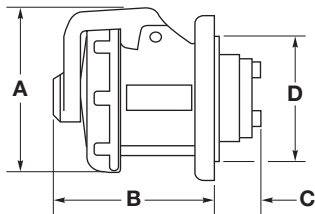
Connector Body



Inlet



Receptacle



Plug Dimensions

Type	A	B	Cord Grip Range
HBL320P	6.61" (167.8)	2.87" (73.0)	.330"-1.830" (8.4-21.1)
HBL420P	7.00" (177.8)	3.19" (81.0)	.375"-1.250" (9.5-31.8)
HBL520P	7.65" (194.3)	3.50" (89.0)	.375"-1.250" (9.5-31.8)
HBL330P	8.05" (204.5)	3.74" (95.0)	.375"-1.250" (9.5-31.8)
HBL430P	8.05" (204.5)	3.74" (95.0)	.375"-1.250" (9.5-31.8)
HBL530P	8.54" (216.9)	4.02" (102.0)	.500"-1.450" (12.7-36.8)
HBL360P, HBL460P, HBL560P	10.15" (257.8)	4.49" (114.0)	.500"-1.450" (12.7-36.8)
HBL3100P, HBL4100P, HBL5100P	12.63" (320.8)	4.92" (125.0)	1.065"-1.940" (27.1-49.3)

Short Housing Plug Dimensions

Type	A	B	Cord Grip Range
HBL5100P9WSH	8.30" (210.82)	4.92" (125.0)	1.065"-1.940" (27.1-49.3)

Connector Body Dimensions

Type	A	B	Cord Grip Range
HBL320C	7.49" (190.3)	3.33" (84.6)	.330"-1.830" (8.4-21.1)
HBL420C	7.90" (200.6)	3.66" (93.0)	.375"-1.250" (9.5-31.8)
HBL520C	8.54" (216.9)	3.94" (100.0)	.375"-1.250" (9.5-31.8)
HBL330C	9.05" (229.9)	4.27" (108.5)	.375"-1.250" (9.5-31.8)
HBL430C	9.05" (229.9)	4.27" (108.5)	.375"-1.250" (9.5-31.8)
HBL530C	9.68" (245.8)	4.70" (119.5)	.500"-1.450" (12.7-36.8)
HBL360C, HBL460C, HBL560C	11.15" (283.2)	5.10" (129.5)	.500"-1.450" (12.7-36.8)
HBL3100C, HBL4100C, HBL5100C	13.57" (344.7)	5.71" (145)	1.065"-1.940" (27.1-49.3)

Inlet Dimensions

Type	A	B	C	D	E	F
HBL320B	2.54" (64.5)	1.85" (47.0)	1.14" (29.0)	2.72" (69.0)	3.75" (95.3)	3.13" (79.5)
HBL420B	2.54" (64.5)	2.11" (53.6)	1.14" (29.0)	2.72" (69.0)	3.75" (95.3)	3.13" (79.5)
HBL520B	2.54" (64.5)	2.41" (61.2)	1.14" (29.0)	2.72" (69.0)	3.75" (95.3)	3.13" (79.5)
HBL330B	2.99" (76.0)	2.49" (63.2)	1.04" (26.5)	2.72" (69.0)	3.75" (95.3)	3.13" (79.5)
HBL430B	2.99" (76.0)	2.49" (63.2)	1.04" (26.5)	2.72" (69.0)	3.75" (95.3)	3.13" (79.5)
HBL530B	2.99" (76.0)	2.75" (69.9)	1.04" (26.5)	2.80" (71.0)	3.75" (95.3)	3.13" (79.5)
HBL360B, HBL460B, HBL560B	4.04" (102.6)	2.97" (75.5)	1.18" (30.0)	3.46" (88.0)	4.50" (114.3)	3.88" (98.5)
HBL3100B, HBL4100B, HBL5100B	4.53" (115)	3.44" (87.5)	1.95" (49.5)	3.94" (100.0)	5.50" (139.7)	4.88" (124.0)

Receptacle Dimensions

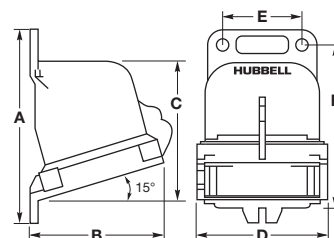
Type	A	B	C	D	E	F
HBL320R	3.33" (84.5)	2.78" (70.6)	1.02" (26.0)	2.72" (69.0)	3.75" (95.3)	3.13" (79.5)
HBL420R	3.66" (93.0)	2.78" (70.6)	1.02" (26.0)	2.72" (69.0)	3.75" (95.3)	3.13" (79.5)
HBL520R	3.94" (100.0)	2.78" (70.6)	1.02" (26.0)	2.72" (69.0)	3.75" (95.3)	3.13" (79.5)
HBL330R	4.27" (108.5)	3.09" (78.5)	1.16" (29.5)	2.72" (69.0)	3.75" (95.3)	3.13" (79.5)
HBL430R	4.27" (108.5)	3.09" (78.5)	1.16" (29.5)	2.72" (69.0)	3.75" (95.3)	3.13" (79.5)
HBL530R	4.70" (119.4)	3.09" (78.5)	1.16" (29.5)	2.83" (71.9)	3.75" (95.3)	3.13" (79.5)
HBL360R, HBL460R, HBL560R	5.10" (129.5)	4.07" (103.4)	1.69" (43.0)	3.46" (88.0)	4.50" (114.3)	3.88" (98.6)
HBL3100R, HBL4100R, HBL5100R	5.71" (145)	4.23" (107.4)	2.46" (62.5)	3.95" (100.3)	5.50" (139.7)	4.88" (123.9)

Note: 20, 30, 60 and 100A devices are dimensionally equivalent to 16, 32, 63 and 125A devices, respectively.

IEC Pin and Sleeve Watertight Device Dimensions

Non-Metallic 15° Angle Back Box

Description	N.P.T. Hub Size*	A Inch (mm)	B Inch (mm)	C Inch (mm)	D Inch (mm)	E Inch (mm)	F Inch (mm)	Cubic Inch Capacity	Catalog Number
Back box for 16, 20, 30 & 32A devices.	1.0"	5.67" (144.0)	4.44" (112.8)	4.05" (102.9)	3.91" (99.3)	2.35" (59.7)	4.92" (125.0)	30.00"	BB2030N
Back box for 60 & 63A devices.	1¼"	7.76" (197.0)	5.16" (131.0)	5.87" (149.0)	4.72" (120.0)	2.99" (76.0)	6.94" (176.0)	70.00"	BB60N
Back box for 100 & 125A devices.	1½"	8.21" (209.0)	6.23" (158.0)	6.31" (160.3)	5.71" (145.0)	3.99" (101.0)	7.41" (188.0)	120.00"	BB100N



Non-Metallic Angle Box

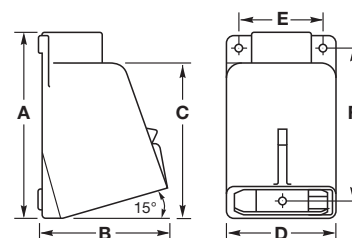
Notes: *Hub is not included; order one of the following Racor® part numbers: 1.0 inch = 1704.

1¼ inch = 1705, ½ inch = 1706.

These boxes meet IP67 requirement and Type 4X requirements when installed with a watertight conduit hub.

Metallic 15° Angle Back Box

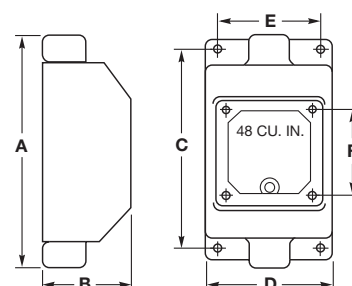
Description	N.P.T. Hub Size	A Inch (mm)	B Inch (mm)	C Inch (mm)	D Inch (mm)	E Inch (mm)	F Inch (mm)	Cubic Inch Capacity	Catalog Number
Back box for 16, 20, 30 & 32A devices.	¾"	5.12" (130.2)	4.00" (101.6)	4.19" (106.4)	3.75" (95.3)	3.00" (76.2)	4.00" (101.6)	30.00"	BB201W
Back box for 16, 20, 30 & 32A devices.	1"	5.12" (130.2)	4.00" (101.6)	4.19" (106.4)	3.75" (95.3)	3.00" (76.2)	4.00" (101.6)	30.00"	BB301W
Back box for 60 & 63A devices.	1¼"	7.25" (184.2)	5.25" (133.4)	6.00" (152.4)	4.50" (114.3)	3.75" (95.3)	6.19" (157.2)	80.00"	BB601W
Back box for 60 & 63A devices.	1½"	7.25" (184.2)	5.25" (133.4)	6.00" (152.4)	4.50" (114.3)	3.75" (95.3)	6.19" (157.2)	80.00"	BB602W
Back box for 100 & 125A devices.	1½"	8.12" (206.4)	6.75" (171.5)	6.88" (174.6)	5.50" (139.7)	4.75" (120.7)	6.94" (176.2)	130.00"	BB1001W
Back box for 100 & 125A devices.	2"	8.12" (206.4)	6.75" (171.5)	6.88" (174.6)	5.50" (139.7)	4.75" (120.7)	6.94" (176.2)	130.00"	BB1002W



Metallic Angle Box

Metallic Feed-Thru Back Box

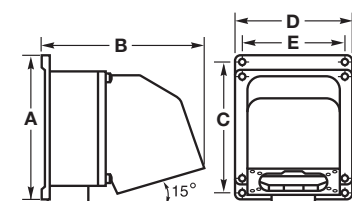
Description	N.P.T. Hub Size	A Inch (mm)	B Inch (mm)	C Inch (mm)	D Inch (mm)	E Inch (mm)	F Inch (mm)	Cubic Inch Capacity	Catalog Number
Feed-thru box for 16, 20, 30 & 32A devices.	¾"	8.25" (209.6)	3.06" (77.8)	7.14" (181.4)	4.50" (114.3)	3.75" (95.3)	3.13" (79.5)	48.00"	FT202W
Feed-thru box for 16, 20, 30 & 32A devices.	1"	8.25" (209.6)	3.06" (77.8)	7.14" (181.4)	4.50" (114.3)	3.75" (95.3)	3.13" (79.5)	48.00"	FT302W



Metallic Feed-Thru Box

Metallic Four-Way 15° Angle Back Box

Description	N.P.T. Hub Size	A Inch (mm)	B Inch (mm)	C Inch (mm)	D Inch (mm)	E Inch (mm)	F Inch (mm)	Cubic Inch Capacity	Catalog Number
Four-way box for 60, 63, 100 & 125A devices.	1½"	8.75" (222.3)	9.75" (247.7)	7.75" (196.9)	6.75" (171.5)	6.00" (152.4)	—	210.00"	FW60100



Metallic Four-Way Angle Box

Notes: These boxes are cast aluminum, suitable for IP54 requirements and are finished with enamel paint. These boxes withstand a 500-hour salt spray test as well as UL rain tight and external icing test.

IEC Pin and Sleeve

Watertight Listings and Specifications

IEC Pin and Sleeve Inlet, Connector Body, Plug and Receptacle

Listed to standard UL1682/CSA C22.2 No. 182.1-02, Plugs, Receptacles and cable connectors of the Pin and Sleeve Type.

UL Classified to IEC Standards 60309-1 (Plugs, Socket Outlets, and Couplers for Industrial Purposes) for Series I (European) rated voltages and services.

When used with cord, these devices require no further investigation by UL for equipment Classification to IEC 435 or IEC 380.

Watertight Materials

Part	Material
Inlet	
Housing	Zytel® 101 Nylon
Locking Ring	Rynite® SST35
Mounting Flange	Zytel® 101 Nylon
Mounting Screws	Stainless Steel (300 Series)
Contact Carrier	High-Impact Thermoset
Retainer	High-Impact Thermoset
Ground, Phase Pins	Brass
Terminal Screws	Stainless Steel (300 Series)
Assembly Screws (2)	Stainless Steel (300 Series)
Gaskets	Solid Neoprene
Connector Body	
Housings	Zytel® ST801 Nylon
Cord Clamps	Rynite® SST35
Glands	Solid Neoprene
Cover Arms	Rynite® SST35
Arm Springs	Stainless Steel (17-7 type)
Covers	Rynite® SST35
Cover Screw	Nickel-plated brass
Rotating Sealing Disc	Polycarbonate
Gaskets	Solid Neoprene
Contact Carrier	High-Impact Thermoset
Retainer	High-Impact Thermoset
Phase, Ground Sleeves	Brass
Sleeve Spring	20A and 30A Stainless Steel (300 Series); others are Beryllium Copper multi-contact inserts with silver plating
Terminal Screws	Stainless Steel (300 Series)
Assembly Screws	Stainless Steel (300 Series)
Plug	
Housing	Zytel® ST801 Nylon
Locking Ring	Rynite® SST35
Sealing Gasket	Solid Neoprene
Cord Clamp	Rynite® SST35
Gland Cap	Rynite® SST35
Gland	Solid Neoprene
Cord Clamp Screws	Stainless Steel (300 Series)
Clamp Nut	Nickel-Plated Brass
Gland Clamp Screws	Stainless Steel (300 Series)
Contact Carrier	High-Impact Thermoset
Retainer	High-Impact Thermoset
Ground, Phase Pins	Brass
Terminal Screws	Stainless Steel (300 Series)
Assembly Screws	Stainless Steel (300 Series)
Receptacle	
Housings	Zytel® 101 Nylon
Mounting Flange	Zytel® 101 Nylon
Arm Spring	Stainless Steel (17-7 type)
Cover Arm	Rynite® SST35
Cover	Rynite® SST35
Cover Screw	Nickel-plated brass
Rotating Sealing Disc	Polycarbonate
Gaskets	Solid Neoprene
Mounting Screws	Stainless Steel (300 Series)
Terminal Screws	Stainless Steel (300 Series)
Phase, Ground Sleeves	Brass
Sleeve Spring	20A and 30A Stainless Steel (300 Series); others are Beryllium Copper multi-contact inserts with silver plating

Specifications**Typical Specification**

Manufacturer's Identification	Hubbell HBL520P9W.
Description	Plug, Power Supply.
Type	3 Pole + Neutral + Earth.
Rating	20A, 120/208V AC, 3 Phase WYE.
Configuration	UL 1686 C2, IEC 60309-2, Clock Position 9, Watertight.
Certification	UL Listed, File E146032 Receptacles and Inlets, E146033 Plugs and Connectors, UL Standard UL1682 and UL 1686C2, CSA Certified File LR280C for Plugs, Connectors Inlets and LR285C for Receptacle CSA Standard C22.2 No. 182.1, UL Classified to IEC 60309-1 IEC 60309-2.

® Zytel and Rynite are registered trademarks of E.I. DuPont.

IEC Pin and Sleeve Watertight Specifications

Performance

Electrical

Dielectric Withstand Voltage	3000V AC.
Max. Working Voltage	600V RMS (i.e., minimum creepage distance 10 millimeters, minimum clearance 8 millimeters, per IEC 60309-1 for devices rated over 500V). Certified for current interrupting at full rated current.
Current Interrupting Temperature Rise	Max. 30°C temperature rise at full rated current after 50 cycles of overload at 150% of rated current at a power factor of 75%.
Endurance	5,000 connect and disconnect cycles with load for 16A and 20A, 1,000 cycles with load and 1,000 cycles without load for 30A, 32A, 60A and 63A, and 250 cycles with load and 250 cycles without load for 100A and 125A.

Mechanical

Impact Resistance	Per CSA C22.2 No. 182.1 / UL1682.
Cord Grip Cable Retention	Per CSA C22.2 No. 182.1 / UL1682.
Cord Accommodation	Round portable service cords of diameters commensurate with the device rating as defined in UL Standard 62, CSA C22.2 No. 49 and the harmonized <HAR> European Standards.
Terminal Identification	Terminals identified in accordance with North American and IEC conventions.
Product Identification	Identification and ratings are a permanent part of the device housing.

Environmental

Moisture Resistance	Watertight per IEC 60309-1.
Ingress Protection	IP67 Suitability.
Flammability	HB or better per UL 94 or CSA C22.2 No. 0.17.
Operating Temperatures	Maximum Continuous 75° C; Minimum - 40°C without impact.

Materials

Housings	Nylon.
All Other Materials	Resistant to corrosion and chemical attack.

Note: Specification sheets for all other Pin and Sleeve catalog numbers are available upon request.

Horsepower Ratings for IEC Pin and Sleeve

Catalog Number				AC Voltage Rating	HP Rating
HBL420R9W	HBL420P9W	HBL420C9W	HBL420B9W	3Ø250	2
HBL420R7W	HBL420P7W	HBL420C7W	HBL420B7W	3Ø480	5
HBL420R5W	HBL420P5W	HBL420C5W	HBL420B5W	3Ø600	7½
HBL520R9W	HBL520P9W	HBL520C9W	HBL520B9W	3ØY 120/208	½
HBL520R7W	HBL520P7W	HBL520C7W	HBL520B7W	3ØY 277/480	5
HBL520R5W	HBL520P5W	HBL520C5W	HBL520B5W	3ØY 347/600	7½
HBL430R9W	HBL430P9W	HBL430C9W	HBL430B9W	3Ø250	3
HBL430R7W	HBL430P7W	HBL430C7W	HBL430B7W	3Ø480	7½
HBL430R5W	HBL430P5W	HBL430C5W	HBL430B5W	3Ø600	10
HBL530R9W	HBL530P9W	HBL530C9W	HBL530B9W	3ØY 120/208	2
HBL530R7W	HBL530P7W	HBL530C7W	HBL530B7W	3ØY 277/480	7½
HBL530R5W	HBL530P5W	HBL530C5W	HBL530B5W	3ØY 347/600	10
HBL460R9W	HBL460P9W	HBL460C9W	HBL460B9W	3Ø250	5
HBL460R7W	HBL460P7W	HBL460C7W	HBL460B7W	3Ø480	10
HBL460R5W	HBL460P5W	HBL460C5W	HBL460B5W	3Ø600	15
HBL560R9W	HBL560P9W	HBL560C9W	HBL560B9W	3ØY 120/208	3
HBL560R7W	HBL560P7W	HBL560C7W	HBL560B7W	3ØY 277/480	10
HBL560R5W	HBL560P5W	HBL560C5W	HBL560B5W	3ØY 347/600	15
HBL4100R9W	HBL4100P9W	HBL4100C9W	HBL4100B9W	3Ø250	10
HBL4100R7W	HBL4100P7W	HBL4100C7W	HBL4100B7W	3Ø480	30
HBL4100R5W	HBL4100P5W	HBL4100C5W	HBL4100B5W	3Ø600	30
HBL5100R9W	HBL5100P9W	HBL5100C9W	HBL5100B9W	3ØY 120/208	10
HBL5100R7W	HBL5100P7W	HBL5100C7W	HBL5100B7W	3ØY 277/480	30
HBL5100R5W	HBL5100P5W	HBL5100C5W	HBL5100B5W	3ØY 347/600	30

IEC Pin and Sleeve

IEC Configurations Chart

Singly Rated Configurations

Every non-metallic Hubbell Pin and Sleeve product is designed and manufactured to meet the International Standard IEC 60309-1 and IEC 60309-2. This device standard calls out a singly rated, non-interchangeable configuration for every voltage and type of service throughout the world. Pin and sleeve device housings are color coded by voltage rating.

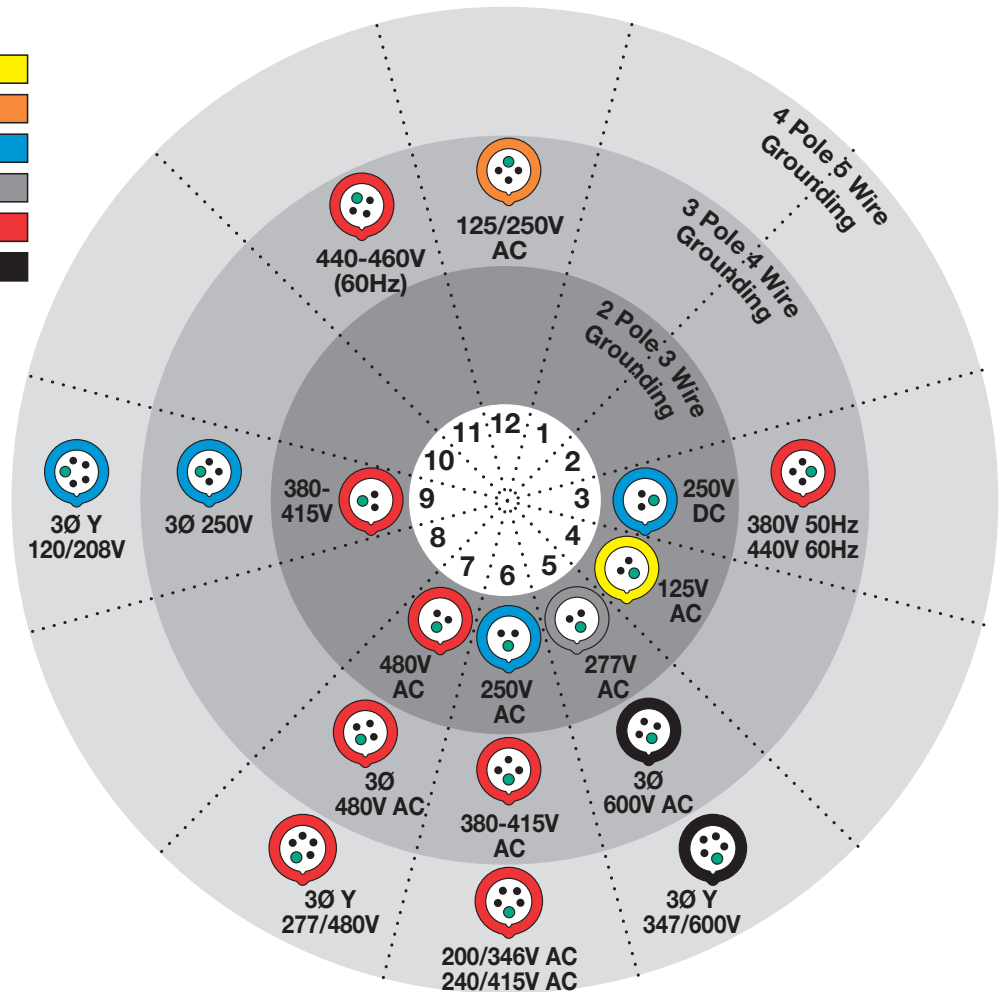
Voltage

The voltage is determined by the location of the female ground contact relative to the housing keyway. Simply by manufacturing the device with a ground contact in a certain "clock" position, the device will be rated for a particular voltage system. The diagram shows the keying position and the color coding that is associated with each voltage.

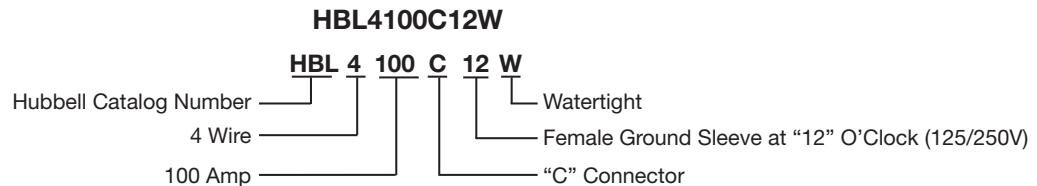
Rated Voltage

Color

100V - 130V	
125V/250V	
200V - 250V	
277V	
380V - 480V	
500V - 690V	



Typical IEC Pin and Sleeve Catalog Number



Explanation

<p>1 (HBL) Designates Hubbell Catalog Number</p>	<p>2 First Digit 3-3 wire 4-4 wire 5-5 wire</p>	<p>3 Next Series Of Digits Preceding a letter 20-20 Amp 30-30 Amp 60-60 Amp 100-100 Amp</p>	<p>4 Letter P-Plug R-Receptacle C-Connector B-Inlet MI-Mechanical Interlock MIF-Mechanical Interlock Fused</p>	<p>5 Last Digit(s) After the letter. This denotes the position of the ground sleeve and the assigned voltage in the receptacle as it relates to the hours of the clock. This is done to eliminate interchangeability between devices with different voltages.</p>	<p>6 Letter: W Watertight</p>
---	--	--	---	--	--

IEC Pin and Sleeve
20 and 30A Low Profile
Features and Benefits



Brass Box Terminal
 Permits high clamping pressure on conductors without damaging wire strands for best electrical conductivity.

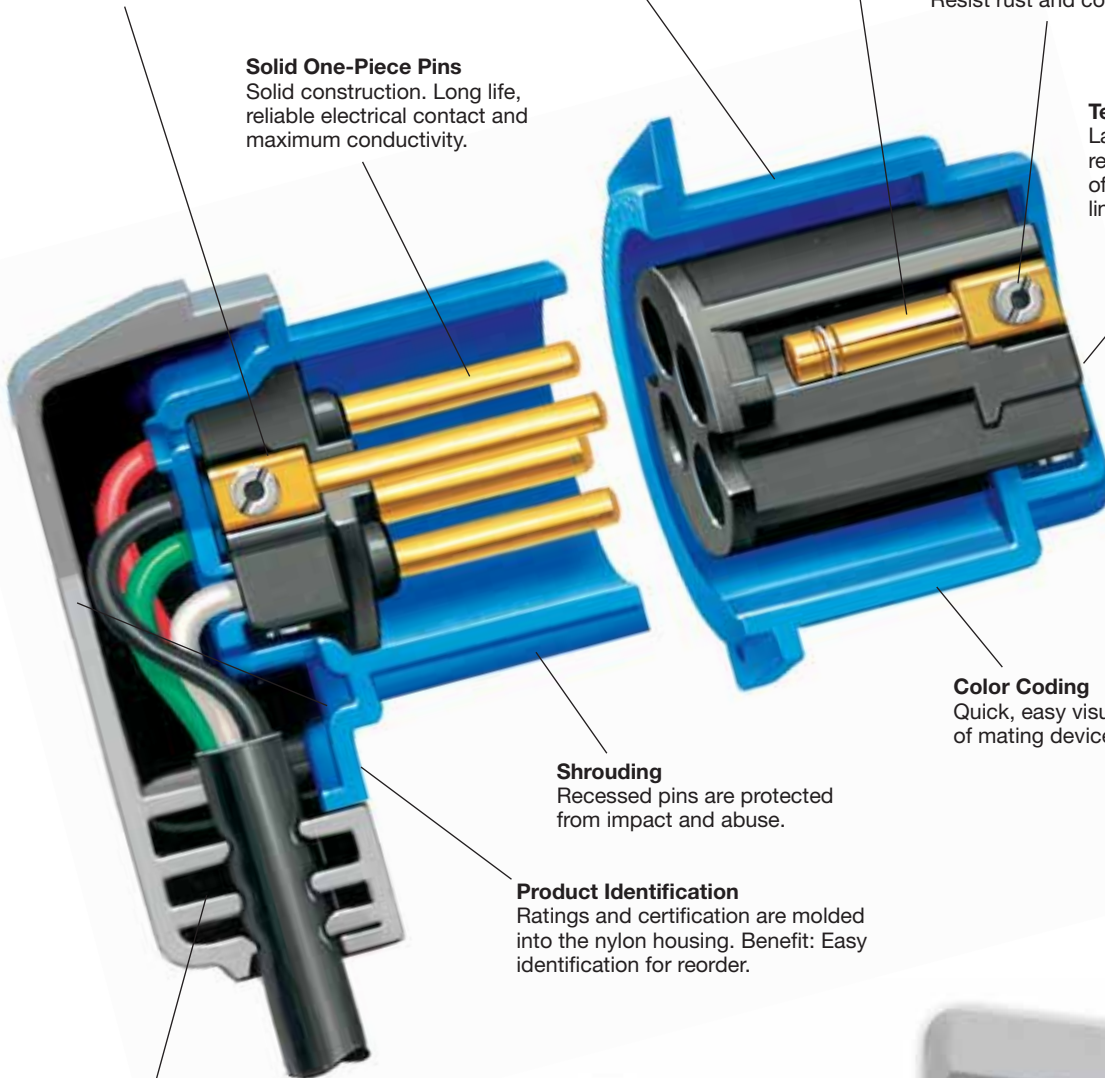
Nylon Construction
 Both interior and exterior are made of tough, durable nylon.

Split Sleeves
 Split sleeves with self-adjusting stainless steel springs assure constant contact pressure (20A & 30A). On 60A devices, Beryllium Copper insert with multiple contact points assures easy insertion and a tight fit.

Stainless Steel Terminal Screws
 Resist rust and corrosion.

Solid One-Piece Pins
 Solid construction. Long life, reliable electrical contact and maximum conductivity.

Terminal Identification
 Large markings for easy recognition results in ease of wiring on the assembly line or in the field.



Color Coding
 Quick, easy visual identification of mating devices.

Shrouding
 Recessed pins are protected from impact and abuse.

Product Identification
 Ratings and certification are molded into the nylon housing. Benefit: Easy identification for reorder.

Integrated Cord Grip
 Limits strain on terminals, keeps cord connected.



IEC Pin and Sleeve

Low Profile Order Information and Specifications

20A, 30A, 60A North American Rating

Low Profile Devices



Amps	Poles and Wires	Configuration Recep./ Conn. Plug/ Inlet	Voltage	Plug	Receptacle	Cord Dia. Min. Max.
20	3P 4W		3Ø250			.350"- .710" (8.3-15.9)
30	3P 4W		125/250			.390"- .775" (9.9-19.7)
30	3P 4W		3Ø250			.390" - .775" (9.9-19.7)

Amps	Poles and Wires	Configuration Recep./ Conn. Plug/ Inlet	Voltage	Plug	Receptacle	Cord Dia. Min. Max.
60	3P 4W		3Ø250			.75"-1.25" (19.1- 31.8)

Amps	Poles and Wires	Configuration Recep./ Conn. Plug/ Inlet	Voltage	Plug	Receptacle	Cord Dia. Min. Max.
60	4P 5W		3ØY 120/208			.89"-1.42" (22.6- 36.1)
100	4P 5W		3ØY 120/208			1.34"-1.50" (34.0- 38.1)

Specifications

Electrical

Dielectric Withstand Voltage	3000V AC.
Max. Working Voltage	250V RMS.
Current Interrupting	Certified for current interruption at full rated current.
Temperature Rise	Max. 30 C temperature rise at full rated current after 50 cycles of overload at 150% of rated current at a power factor of 75%.
Endurance	Up to 5,000 connect and disconnect cycles at full rated current and voltage.

Mechanical

Impact Resistance	Per CSA C22.2 No. 182.1 / UL1682.
Cord Grip Cable Retention	Per CSA C22.2 No. 182.1 / UL1682
Cord Accommodation	Round portable service cords of diameters commensurate with the device rating as defined in UL Standard 62, CSA C22.2 No. 49 and the <HAR> European Standards.
Terminal Identification	Terminals identified in accordance with North American convention.
Product Identification	Ratings are a permanent part of the device housing.

Environmental

Flammability	HB or better per UL 94 or CSA C22.2 No. 0.17.
Ingress Protection	IP22 Suitability
Operating Temperatures	Maximum Continuous 75° C; Minimum - 40°C without impact.

Application Guide

Agriculture	Indoor location and maintenance.
Chemical Processing	Indoor location and maintenance.
Construction	Indoors for added safety and abuse resistance.
Entertainment	Indoor location and maintenance.
Food Service	Food service areas where aesthetics and space are concerns.
Light Manufacturing	Indoor locations and maintenance.
Manufacturing	Light assembly areas, stamping operations, and maintenance areas.
Military	Warehouse and maintenance areas.

Materials

Part	Materials
Plug	
Case	Zytel® 101 Nylon
Shroud	Zytel® 101 Nylon
Pin Carrier 20 & 30A	Zytel® 101 Nylon
Pin and Carrier 60A	High-Impact Thermoset
Pins	Brass CDA#360
Assembly Screws	Stainless Steel (300 series)
Terminal Screws	Stainless Steel (300 series)
Receptacle	
Body	Zytel® 101 Nylon
Sleeve Carrier 20 & 30A	Zytel® 101 Nylon
Sleeve Carrier 60A	High-Impact Thermoset
Sleeves	Brass CDA #360
Assembly Screws	Stainless Steel (300 series)
Terminal Screws	Stainless Steel (300 series)
Adapter Plate 20 & 30A	Galvanized Steel
Adapter Plate 60A	Aluminum
Wall Trim Plate	Zytel® 101 Nylon
Panel Mount Trim Plate	Stainless Steel (300 series)

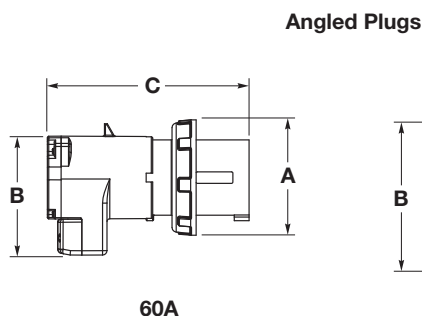
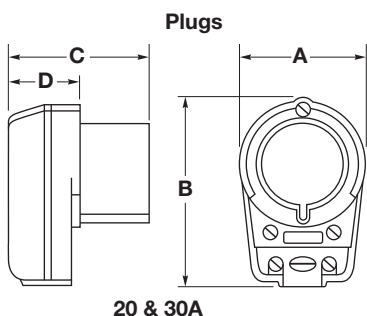
Note: See page E-15 for product dimensions.

® Zytel and Rynite are registered trademarks of E.I. DuPont Corp.

IEC Pin and Sleeve Low Profile Dimensions

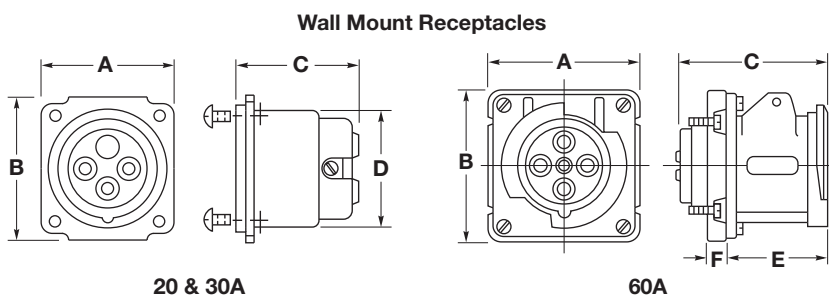
Plug Dimensions

Type	A	B	C	D	Cord Range Dia.
L420P9	2.47" (62.7)	3.78" (96.0)	2.93" (74.4)	1.49" (37.8)	.350"-.710" (8.9-18.0)
L430P12	2.97" (75.4)	4.18" (106.2)	3.50" (88.9)	1.71" (43.4)	.390"-.775" (9.9-19.7)
A460P9	3.38" (85.9)	4.25" (108.0)	7.00" (177.8)	-	.75"-1.25" (19.1- 31.8)
A5100P9	4.92" (125.00)	5.07" (128.81)	8.60" (218.35)	-	1.34"-1.50" (34.0- 38.1)

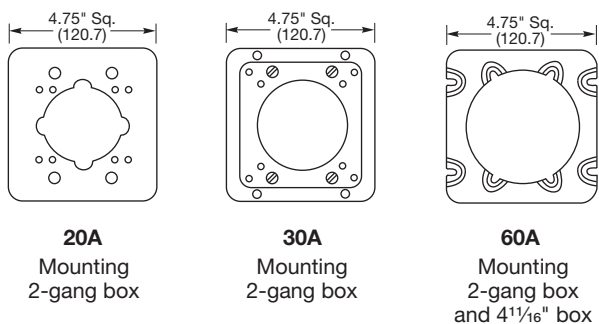


Wall Mount Receptacle Dimensions

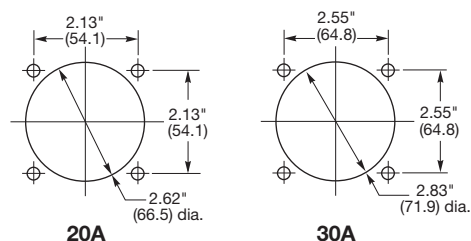
Type	A	B	C	D	E	F
L420R9	2.60" (66.0)	2.81" (71.4)	2.28" (57.9)	2.38" (60.5)	-	-
L430R12	3.12" (79.2)	3.12" (79.2)	2.77" (70.4)	2.76" (70.1)	-	-
A460R9	4.50" (114.3)	4.50" (114.3)	4.48" (113.8)	-	3.62" (91.9)	.50" (12.7)



Adapter Plate (Included with "L" and "A" series receptacles)



Panel Cutout



IEC Pin and Sleeve

Unfused Circuit-Lock® Pin and Sleeve Mechanical Interlocks

Features and Benefits

IP67
SUITABILITY

Large gears enclosed in a gear box assembled on one plane to eliminate possible gear jumping.

Color coded rating pad and receptacle mount to signify voltage.

Lockable handle to meet OSHA Lockout/Tagout regulations.

Two-stage interlocking mechanism to help defeat tampering.

Watertight conduit hub and grounding plate for use on metallic conduit (IP67 suitability).

Pre-wired IEC Pin and Sleeve receptacle.

Spring-loaded liftcover with gasket for a watertight seal.

Captured neoprene gasket for a watertight seal.

Horsepower rated disconnect switch handles large motor loads.

Adjustable mounting feet are ductile to allow mounting on irregular surfaces.

DIN rail mounted switch for easy installation and replacement.

Enclosure housing with brass inserts and stainless steel screws for higher torque and better sealing.

Three molded-in conduit drill points are located on top, bottom and back surface of enclosure.

Hubbell Circuit-Lock® Mechanical Interlocks

The National Electrical Code (NEC) requires a separate disconnect means within sight of all motor loads. The NEC requires the disconnecting means in a motor-circuit be listed as "Suitable as Motor Disconnect" if the motor is rated greater than 2 HP.

Hubbell's revolutionary Circuit-Lock interlock incorporates the disconnect switch and receptacle in one compact, non-metallic and economical unit. At the same time, it eliminates the possibility of making or breaking the circuit under load or making a casual or "lazy" connection.

The switch cannot be turned ON until the plug is inserted properly, and the plug cannot be removed until the switch is turned OFF. The non-metallic enclosure can be connected to the metallic conduit and not interfere with the ground continuity.

In addition, these horsepower rated units are durable, watertight and easy to install. And they are compatible with IEC 60309-2 plugs.

The use of these interlocks can upgrade your facility to a complete Pin and Sleeve system. All Circuit-

Lock mechanical interlocks can be locked out as a method of compliance with the OSHA Lockout/Tagout regulation.

These Circuit-Lock units are available in 20, 30, 60 and 100A models, and in 3, 4 and 5 wire configurations that are designed to the IEC 60309-1 and 60309-2 standards.

IEC Pin and Sleeve

Unfused Circuit-Lock® Ordering Information

20, 30, 60 and 100 Ampere – North American Ratings

32 Ampere – International Rating



IP67
SUITABILITY



Amps	Poles & Wires	Configuration Recep./ Conn.	Plug/ Inlet	Voltage	Mechanical Interlock	Mating Plug
20	3P 4W			120/240	HBL420MI12W	HBL420P12W
	3P 4W			3Ø 240	HBL420MI9W	HBL420P9W
	3P 4W			3Ø 480	HBL420MI7W	HBL420P7W
	3P 4W			3Ø 600	HBL420MI5W	HBL420P5W
30	2P 3W			120	HBL330MI4W	HBL330P4W
	2P 3W			240	HBL330MI6W	HBL330P6W
	2P 3W			480	HBL330MI7W	HBL330P7W
	3P 4W			120/240	HBL430MI12W	HBL430P12W
	3P 4W			3Ø 240	HBL430MI9W	HBL430P9W
	3P 4W			3Ø 480	HBL430MI7W	HBL430P7W
	3P 4W			3Ø 600	HBL430MI5W	HBL430P5W
	4P 5W			3Ø Y 120/208	HBL530MI9W	HBL530P9W
	4P 5W			3Ø Y 277/480	HBL530MI7W	HBL530P7W
	4P 5W			3Ø Y 347/600	HBL530MI5W	HBL530P5W
32	3P 4W			380 50HZ- 440 60Hz	HBL432MI3W	HBL432P3W
60	2P 3W			120	HBL360MI4W	HBL360P4W
	2P 3W			240	HBL360MI6W	HBL360P6W
	2P 3W			480	HBL360MI7W	HBL360P7W
	3P 4W			120/240	HBL460MI12W	HBL460P12W
	3P 4W			3Ø 240	HBL460MI9W	HBL460P9W
	3P 4W			3Ø 480	HBL460MI7W	HBL460P7W
	3P 4W			3Ø 600	HBL460MI5W	HBL460P5W
	4P 5W			3Ø Y 120/208	HBL560MI9W	HBL560P9W
	4P 5W			3Ø Y 277/480	HBL560MI7W	HBL560P7W
	4P 5W			3Ø Y 347/600	HBL560MI5W	HBL560P5W
100	2P 3W			240	HBL3100MI6W	HBL3100P6W
	3P 4W			120/240	HBL4100MI12W	HBL4100P12W
	3P 4W			3Ø 240	HBL4100MI9W	HBL4100P9W
	3P 4W			3Ø 480	HBL4100MI7W	HBL4100P7W
	3P 4W			3Ø 600	HBL4100MI5W	HBL4100P5W
	4P 5W			3Ø Y 120/208	HBL5100MI9W	HBL5100P9W

Note: 20, 30 and 32A – 1.0 inch N.P.T. hub supplied; 60 and 100A – 1/4 inch hub supplied.



IEC Pin and Sleeve

Circuit-Lock® Pin and Sleeve Mechanical Interlocks Accessories



HBLAC1



HBLAC2



HBL30RGB

HBL30RNB



MICPK30



HBL30MIRS



HBLRFT2

Auxiliary Contacts for 20, 30, 32, 60 and 100A switch, A600 pilot duty

Description	Catalog Number
"Break After Main Break", 1 set of n/o contacts, 1 set of n/c contacts.	HBLAC1
"Break Before Main Break", 1 set of n/o contacts.	HBLAC2

Ground Block

Description	Catalog Number
For 20, 30 and 32A switches.	HBL30RGB
For 60 and 100A switches.	HBL60100RGB

Neutral Block

Description	Catalog Number
For 20, 30 and 32A switches.	HBL30RNB
For 60A switches.	HBL60RNB
For 100A switches.	HBL100RNB

Watertight Closure Plug Kits

Description	Catalog Number
For 20, 30 and 32A Circuit-Lock Unfused and Fused Pin and Sleeve mechanical interlocks.	MICPK30
For 60 and 100A Circuit-Lock Unfused and Fused Pin and Sleeve mechanical interlocks.	MICPK60

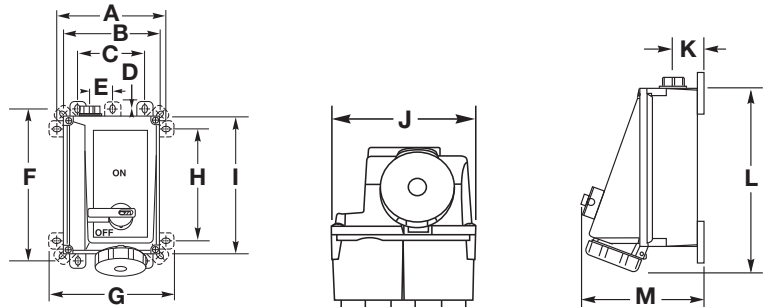
Replacement Switches

Description	Catalog Number
For 20A mechanical interlocks.	HBLDS3RS
For 30 and 32A mechanical interlocks.	HBL30MIRS
For 60 and 100A mechanical interlocks.	HBLDS60100RS

Replacement Mounting Feet

Description	Catalog Number
For 20, 30, 32, 60 and 100A mechanical interlocks.	HBLRFT2*

*Package of 10 feet and 10 screws.

**Dimensions**

KEY	20A & 30A Inches (mm)	60A Inches (mm)	100A Inches (mm)
A	7.75" (196.9)	7.75" (196.9)	7.75" (196.9)
B	6.87" (174.5)	6.87" (174.5)	6.87" (174.5)
C	4.75" (120.7)	4.75" (120.7)	4.75" (120.7)
D	1.02" (25.9)	1.02" (25.9)	1.02" (25.9)
E	1.60" (40.6)	1.46" (37.1)	1.46" (37.1)
F	11.00" (279.4)	12.75" (323.9)	12.75" (323.9)
G	8.75" (222.3)	8.75" (222.3)	8.75" (222.3)
H	8.00" (203.2)	9.75" (247.7)	9.75" (247.7)
I	10.12" (257.0)	11.87" (301.5)	11.87" (301.5)
J	6.88" (174.8)	6.88" (174.8)	6.88" (174.8)
K	1.93" (49.0)	2.09" (53.1)	2.09" (53.1)
L	11.25" (285.8)*	13.65" (346.7)	13.65" (346.7)
M	7.75" (196.9)	8.60" (218.4)	9.30" (236.2)
HUB SIZE	1.00" N.P.T.	1.25" N.P.T.	1.25" N.P.T.

*30 and 32A, 3 and 4W = 11.50" (292.1); 30A 5W = 11.59" (294.4).

IEC Pin and Sleeve Unfused Circuit-Lock® Specifications

Typical Specifications

Manufacturer's Description	Identification Hubbell HBL430MI7W Circuit-Lock® Pin and Sleeve Mechanical Interlock.
Electrical Type	3 Pole + Earth.
Rating	30A, 480V AC, 3 Phase.
Configuration	IEC 60309-2, UL1686 C2, Clock position 7.
Enclosure Type	Outdoor-4X (Watertight, Washdown) Indoor-12 (Dust-tight, Falling Dirt and Noncorrosive Liquids)
Ingress Protection	IP67 Suitability.
Enclosure Material	Non-metallic, enclosure suitable for metallic conduit.
Certification	UL Listed, CSA Certified.

This device provides on/off switched control of a plug connected load and includes an interlocking feature to prevent the plug from being disconnected while the receptacle is energized. The switch cannot be turned "ON" until the plug is inserted properly, and the plug cannot be removed until the switch is turned "OFF."

Materials

Part	Materials	Part	Materials
Base	Valox®	Top	Valox®
Handle	Valox®	Conduit Hub	Zinc
Enclosure Gasket	Neoprene	Shaft	Valox®
Shaft Seal	Neoprene	Ground Plate	Galvanized Steel
Enclosure Screws	Stainless Steel 300 Series	Enclosure Inserts	Brass
Hinge Pins	Nickel Plated Brass	Hinge Spring	Stainless Steel 300 Series

Performance

Electrical	
Dielectric Voltage	Withstands 3,000V AC Min.
Max. Working Voltage	600V AC RMS.
Current Interrupting	Certified for current interrupting at full rated current and voltage.
Short Circuit Withstand Rating	Suitable for use on a circuit capable of delivering not more than 10,000 RMS symmetrical amperes at the voltage rating of the receptacle.
Operations	Mechanical 10,000 cycles, electrical 6,000 cycles.

Mechanical

Impact Resistance	In accordance with UL 746C.
Terminal Identification	In accordance with UL, CSA and international conventions.
Product Identification	Identification and ratings are part of the external label and molded into the receptacle mount.
Mounting	External adjustable feet.

Environmental

Moisture Resistance	Outdoor - 4X (Watertight, Washdown) Indoor - 12 (Dust-tight, Falling Dirt and Noncorrosive Liquids).
Ingress Protection	IP67 Suitability.
Flammability	UL94-5VA and V-0 Classification.
Operating Temperature	Max. Continuous +75°C; Min. Continuous -40°C.
UV Resistance	All materials are UV stabilized.

Horsepower Ratings

Amps	Rating	Horsepower	Catalog Number	Mating Plug Catalog Number
20	120/240V AC	2	HBL420MI12W	HBL420P12W
20	3Ø 240V AC	5	HBL420MI9W	HBL420P9W
20	3Ø 480V AC	10	HBL420MI7W	HBL420P7W
20	3Ø 600V AC	10	HBL420MI5W	HBL420P5W
30	120V AC	2	HBL330MI4W	HBL330P4W
30	240V AC	3 (208-240V AC)	HBL330MI6W	HBL330P6W
30	480V AC	7.5	HBL330MI7W	HBL330P7W
30	120/240V AC	3 (208-240V AC)	HBL430MI12W	HBL430P12W
30	3Ø 600V AC	20	HBL430MI5W	HBL430P5W
30	3Ø 480V AC	15	HBL430MI7W	HBL430P7W
30	3Ø 250V AC	7.5	HBL430MI9W	HBL430P9W
30	3ØY347/600V AC	20	HBL530MI5W	HBL530P5W
30	3ØY277/480V AC	15	HBL530MI7W	HBL530P7W
30	3ØY120/208V AC	5	HBL530MI9W	HBL530P9W
32	380V AC 50Hz – 440V AC 60Hz	15 (440V AC 3Ø 60Hz)	HBL432MI3W	HBL432P3W
60	120V AC	3	HBL360MI4W	HBL360P4W
60	240V AC	7.5 (208-240V AC)	HBL360MI6W	HBL360P6W
60	480V AC	20	HBL360MI7W	HBL360P7W
60	120/240V AC	7.5 (208-240V AC)	HBL460MI12W	HBL460P12W
60	3Ø 600V AC	40	HBL460MI5W	HBL460P5W
60	3Ø 480V AC	30	HBL460MI7W	HBL460P7W
60	3Ø 250V AC	15	HBL460MI9W	HBL460P9W
60	3ØY347/600V AC	40	HBL560MI5W	HBL560P5W
60	3ØY277/480V AC	30	HBL560MI7W	HBL560P7W
60	3ØY120/208V AC	15	HBL560MI9W	HBL560P9W
100	240V AC	15 (10 @ 208V AC)	HBL3100MI6W	HBL3100P6W
100	120/240V AC	15	HBL4100MI12W	HBL4100P12W
100	3Ø 600V AC	50	HBL4100MI5W	HBL4100P5W
100	3Ø 480V AC	50	HBL4100MI7W	HBL4100P7W
100	3Ø 250V AC	25 (208-240V AC)	HBL4100MI9W	HBL4100P9W
100	3ØY120/208V AC	20	HBL5100MI9W	HBL5100P9W

Valox® is a trademark of SABIC Innovative Plastics, acquired from General Electric Company.

IEC Pin and Sleeve

“Reverse Service” Unfused Circuit-Lock® Mechanical InterlocksIP67
SUITABILITY*Features and Benefits*

Large gears enclosed in a gear box assembled on one plane to eliminate possible gear jumping.

Color coded rating pad and receptacle mount to signify voltage.

Lockable handle to meet OSHA Lockout/Tagout regulations.

Two-stage interlocking mechanism to help defeat tampering.

Watertight conduit hub and grounding plate for use on metallic conduit.

Pre-wired IEC Pin and Sleeve reverse service receptacle.

Solid pins—dependable solid brass for longer life and reliable electrical contact.

Captured neoprene gasket for a watertight seal.

Horsepower rated disconnect switch handles large motor loads.

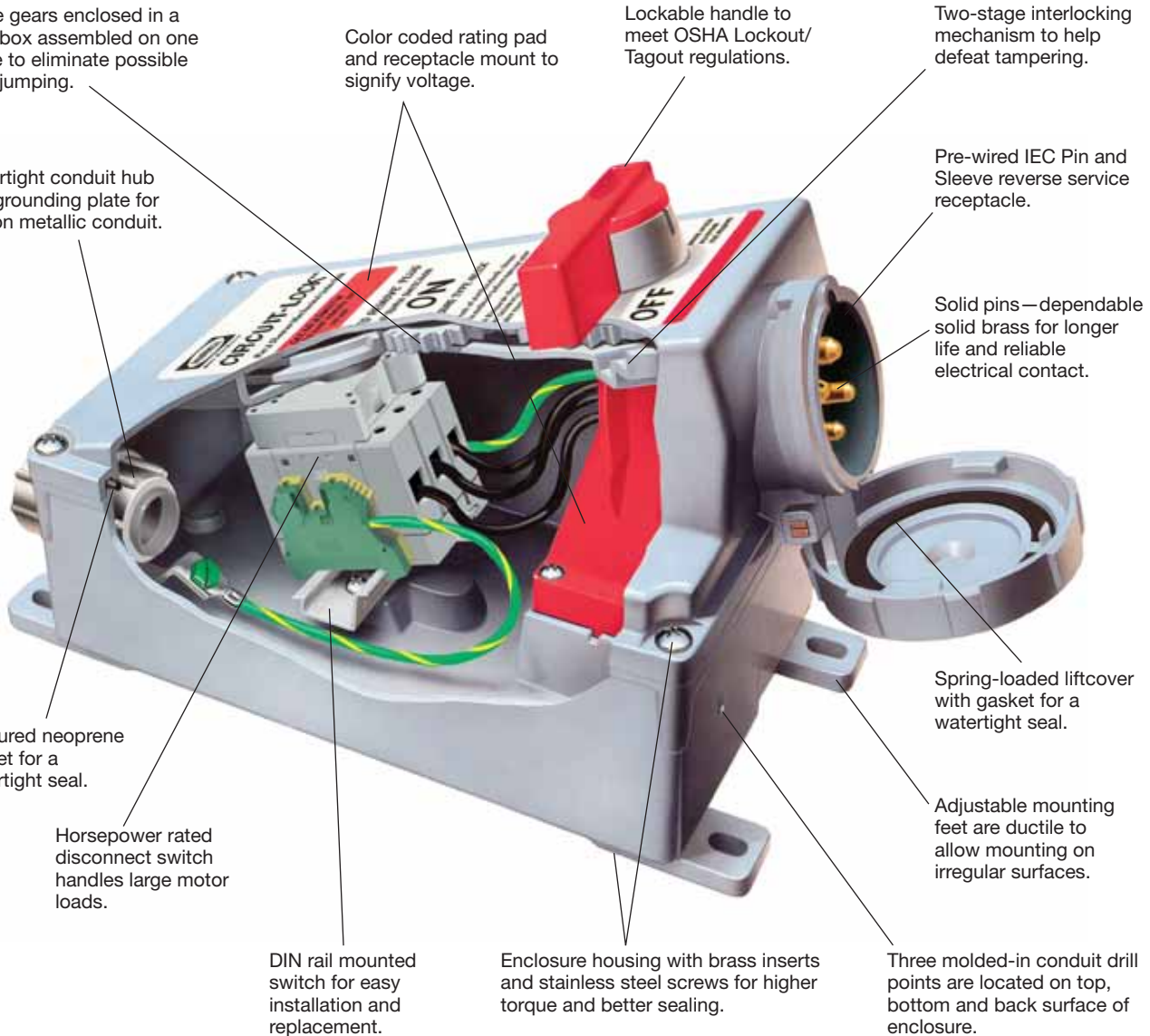
DIN rail mounted switch for easy installation and replacement.

Enclosure housing with brass inserts and stainless steel screws for higher torque and better sealing.

Spring-loaded liftcover with gasket for a watertight seal.

Adjustable mounting feet are ductile to allow mounting on irregular surfaces.

Three molded-in conduit drill points are located on top, bottom and back surface of enclosure.

**Hubbell Circuit-Lock® Reverse Service Mechanical Interlocks**

The National Electric Code requires a separate disconnect means within sight of all motor loads. The NEC requires the disconnecting means in a motor-circuit be listed as “Suitable as Motor Disconnect” if the motor is rated greater than 2 HP.

Hubbell’s “Reverse Service” Circuit-Lock® Mechanical Interlock incorporates the disconnect switch and reverse service receptacle (inlet) in one compact non-metallic and economical unit.

At the same time, it eliminates the possibility of making or breaking the circuit under load or making a casual or “lazy” connection.

The switch cannot be turned ON until the reverse service plug has been inserted properly, and the reverse service plug cannot be removed until the switch is turned OFF. The non-metallic enclosure can be connected to metallic conduit and not interfere with the ground continuity.

These horsepower rated units are durable, watertight and easy to install and all “Reverse Service” Circuit-Lock® Mechanical Interlocks can be locked out as a method of compliance with OSHA Lockout/Tagout regulation.

These Circuit-Lock® units are available in 30, 60 and 100A, 4 wire configurations.

IEC Pin and Sleeve

“Reverse Service” Unfused Circuit-Lock® Ordering Information

30, 60 and 100 Ampere – North American Ratings



IP67
SUITABILITY



Amps	Poles & Wires	Configuration Recep./ Conn.	Plug/ Inlet	Voltage	Mechanical Interlock	Mating Plug
30	3P 4W			3Ø 240	HBL430MI9WR	HBL430P9WR
	3P 4W			3Ø 480	HBL430MI7WR	HBL430P7WR
	3P 4W			3Ø 600	HBL430MI5WR	HBL430P5WR
60	3P 4W			120/240	HBL460MI12WR	HBL460P12WR
	3P 4W			3Ø 240	HBL460MI9WR	HBL460P9WR
	3P 4W			3Ø 480	HBL460MI7WR	HBL460P7WR
	3P 4W			3Ø 600	HBL460MI5WR	HBL460P5WR
100	3P 4W			120/240	HBL4100MI12WR	HBL4100P12WR
	3P 4W			3Ø 240	HBL4100MI9WR	HBL4100P9WR
	3P 4W			3Ø 480	HBL4100MI7WR	HBL4100P7WR
	3P 4W			3Ø 600	HBL4100MI5WR	HBL4100P5WR

Note: 30A – 1.0 inch N.P.T. hub supplied; 60 and 100A – 1¼ inch hub supplied.

Auxiliary Contacts for 30, 60 and 100A switch, A600 pilot duty

Description	Catalog Number
“Break After Main Break”, 1 set of n/o contacts, 1 set of n/c contacts.	HBLAC1
“Break Before Main Break”, 1 set of n/o contacts.	HBLAC2



HBLAC1



HBLAC2



HBL30RNB

HBL30RGB

Ground Block

Description	Catalog Number
For 30A switches.	HBL30RGB
For 60A and 100A switches.	HBL60100RGB



MICPK30

Neutral Block

Description	Catalog Number
For 30A switches.	HBL30RNB
For 60A switches.	HBL60RNB
For 100A switches.	HBL100RNB

Watertight Closure Plug Kits

Description	Catalog Number
For 30A Circuit-Lock Unfused and Fused Pin and Sleeve mechanical interlocks.	MICPK30
For 60A and 100A Circuit-Lock Unfused and Fused Pin and Sleeve mechanical interlocks.	MICPK60



HBL30MIRS

Replacement Switches

Description	Catalog Number
For 30A switches.	HBL30MIRS
For 60 and 100A switches.	HBLDS60100RS

Replacement Mounting Feet

Description	Catalog Number
For 30, 60 and 100A mechanical interlocks.	HBLRFT2*

*Package of 10 feet and 10 screws.



HBLRFT2



IEC Pin and Sleeve “Reverse Service” Unfused Circuit-Lock® Specifications

Specifications

Typical Specifications

Manufacturer's Description	Identification Hubbell HBL460MI7WR Circuit-Lock® Pin and Sleeve Reverse Mechanical Interlock.
Electrical Type	3 Pole + Earth.
Rating	60A, 480V AC 3 Phase.
Configuration	IEC 60309-2 Clock position 7.
Enclosure Type	Outdoor-4X (Watertight, Washdown) Indoor-12 (Dust-tight, Falling Dirt and Noncorrosive Liquids).
Ingress Protection	IP67 Suitability.
Enclosure Material	Non-metallic, enclosure suitable for metallic conduit.
Certification	UL Listed, CSA Certified.
Materials	UV resistant thermoplastic Valox® top and base. High heat thermoset interiors, 300 series stainless steel enclosure screws, zinc conduit hub.

Performance

Electrical

Dielectric Voltage	Withstands 3,000V AC Min.
Max. Working Voltage	600V AC RMS.
Current Interrupting	Certified for current interrupting.
Short Circuit Withstand Rating	Suitable for use on a circuit capable of delivering not more than 10,000 RMS symmetrical amperes at the voltage rating of the receptacle.
Operations	Mechanical 10,000 cycles, electrical 6,000 cycles.

Mechanical

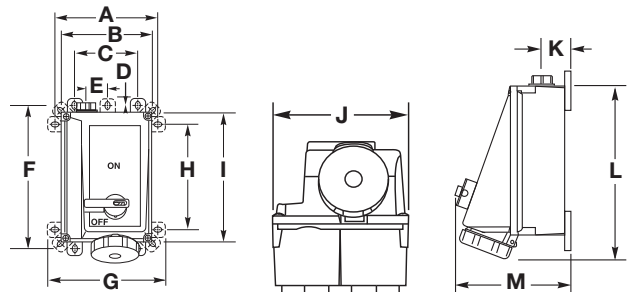
Impact Resistance	In accordance with UL 746C.
Terminal Identification	In accordance with UL, CSA and international conventions.
Product Identification	Identification and rating are part of the external label and molded into the receptacle mount.
Mounting	External adjustable feet.

Environmental

Moisture Resistance	Outdoor-4X (Watertight, Washdown) Indoor-12 (Dust-tight, Falling Dirt and Noncorrosive Liquids).
Ingress Protection	IP67 Suitability.
Flammability	UL94-5VA and V-0 Classification.
Operating Temperature	Max. Continuous 75°C; Min. Continuous -40°C.
UV Resistance	All materials are UV stabilized.

Dimensions

KEY	30A Inches (mm)	60A Inches (mm)	100A Inches (mm)
A	7.75 (196.9)	7.75 (196.9)	7.75 (196.9)
B	6.87 (174.5)	6.87 (174.5)	6.87 (174.5)
C	4.75 (120.7)	4.75 (120.7)	4.75 (120.7)
D	1.02 (25.9)	1.02 (25.9)	1.02 (25.9)
E	1.60 (40.6)	1.46 (37.1)	1.46 (37.1)
F	11.00 (279.4)	12.75 (323.9)	12.75 (323.9)
G	8.75 (222.3)	8.75 (222.3)	8.75 (222.3)
H	8.00 (203.2)	9.75 (247.7)	9.75 (247.7)
I	10.12 (257.0)	11.87 (301.5)	11.87 (301.5)
J	6.88 (174.8)	6.88 (174.8)	6.88 (174.8)
K	1.93 (49.0)	2.09 (53.1)	2.09 (53.1)
L	11.00 (279.4)	13.65 (346.7)	13.65 (346.7)
M	7.75 (196.9)	8.60 (218.4)	9.30 (236.2)
HUB SIZE	1.00" N.P.T.	1.25" N.P.T.	1.25" N.P.T.



Horsepower Ratings

Amps	Poles & Wires	Rating	Horsepower	Catalog Number	Reverse Service Plug Catalog Number
30	3P 4W	3Ø 240V AC	7.5	HBL430MI9WR	HBL430P9WR
30	3P 4W	3Ø 480V AC	15	HBL430MI7WR	HBL430P7WR
30	3P 4W	3Ø 600V AC	20	HBL430MI5WR	HBL430P5WR
60	3P 4W	120/240V AC	7.5	HBL460MI12WR	HBL460P12WR
60	3P 4W	3Ø 240V AC	15	HBL460MI9WR	HBL460P9WR
60	3P 4W	3Ø 480V AC	30	HBL460MI7WR	HBL460P7WR
60	3P 4W	3Ø 600V AC	40	HBL460MI5WR	HBL460P5WR
100	3P 4W	120/240V AC	15	HBL4100MI12WR	HBL4100P12WR
100	3P 4W	3Ø 240V AC	25	HBL4100MI9WR	HBL4100P9WR
100	3P 4W	3Ø 480V AC	50	HBL4100MI7WR	HBL4100P7WR
100	3P 4W	3Ø 600V AC	50	HBL4100MI5WR	HBL4100P5WR

Valox® is a trademark of SABIC Innovative Plastics, acquired from General Electric Company.

IEC Pin and Sleeve

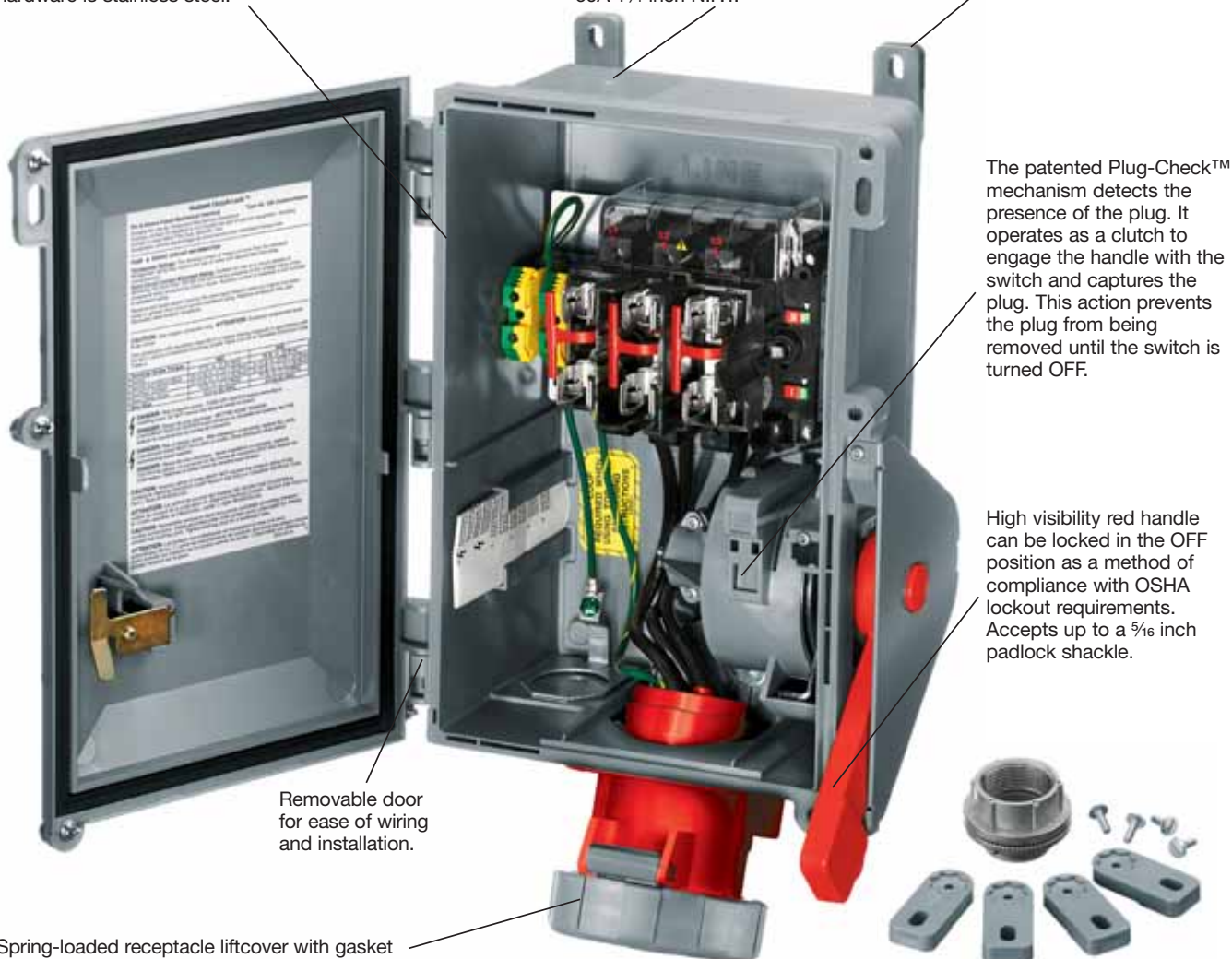
Fused Circuit-Lock® Pin and Sleeve Mechanical Interlocks

Features and Benefits

Non-metallic enclosure meets UL 50 Type 4X (watertight) 12K (dust-tight) and IP66 suitability requirements. Enclosure is molded of rugged thermoplastic Valox® to resist abuse, corrosion and enhance safety. All external hardware is stainless steel.

Three molded-in conduit drill points are located on the top, bottom, and back surface of enclosure. Conduit hub provided: 30A 1.0 inch N.P.T., 60A 1 1/4 inch N.P.T.

Adjustable mounting feet (4) can be mounted in any 1 of 3 positions for ease of installation.



The patented Plug-Check™ mechanism detects the presence of the plug. It operates as a clutch to engage the handle with the switch and captures the plug. This action prevents the plug from being removed until the switch is turned OFF.

High visibility red handle can be locked in the OFF position as a method of compliance with OSHA lockout requirements. Accepts up to a 5/16 inch padlock shackle.

Removable door for ease of wiring and installation.

Spring-loaded receptacle liftcover with gasket ensures dust tight rating; liftcover provides watertight seal when turned and locked.

Conduit hub and mounting feet are supplied with each IEC Mechanical Interlock.



Compact Fused Disconnect Switch accepts Class "J" fuses. Fuse holders are top mounted for easy access. The switch accepts auxiliary contacts for control circuit applications including the ON/OFF control of remote pilot lights or signal for programmable controllers.



Thermoset polyester contact carrier provides resistance to electrical tracking and withstands higher temperatures. Thermoset properties provide excellent dimensional stability, low moisture absorption, and superior dielectric strength.



Stainless steel 1/4 inch turn door fasteners for quick, easy access to fuses.



Enclosure door can be locked to prevent unauthorized access. Additionally, if the switch is ON, the door can not be opened.

Valox® is a trademark of SABIC Innovative Plastics, acquired from General Electric Company.

IEC Pin and Sleeve

Fused Circuit-Lock® Ordering Information

30 and 60 Ampere – North American Ratings



IP66
SUITABILITY



Amps	Poles & Wires	Configuration Recep./ Conn.	Plug/ Inlet	Voltage	Mechanical Interlock	Mating Plug
30	3P 4W			120/240	HBL430MIF12W	HBL430P12W
	3P 4W			3Ø 240	HBL430MIF9W	HBL430P9W
	3P 4W			3Ø 480	HBL430MIF7W	HBL430P7W
	3P 4W			3Ø 600	HBL430MIF5W	HBL430P5W
	4P 5W			3Ø Y 277/480	HBL530MIF7W	HBL530P7W
	4P 5W			3Ø Y 347/600	HBL530MIF5W	HBL530P5W
60	3P 4W			120/240	HBL460MIF12W	HBL460P12W
	3P 4W			3Ø 240	HBL460MIF9W	HBL460P9W
	3P 4W			3Ø 480	HBL460MIF7W	HBL460P7W
	3P 4W			3Ø 600	HBL460MIF5W	HBL460P5W
	4P 5W			3Ø Y 120/208	HBL560MIF9W	HBL560P9W



ACFSNO



MICPK30



HBLRFT2

Note: 30A – 1.0 inch N.P.T. hub supplied; 60A – 1¼ inch hub supplied.

Auxiliary Contacts

Description	Catalog Number
Auxiliary contact, normally open, A600 pilot duty.	ACFSNO
Auxiliary contact, normally closed, A600 pilot duty.	ACFSNC

Watertight Closure Plug Kits

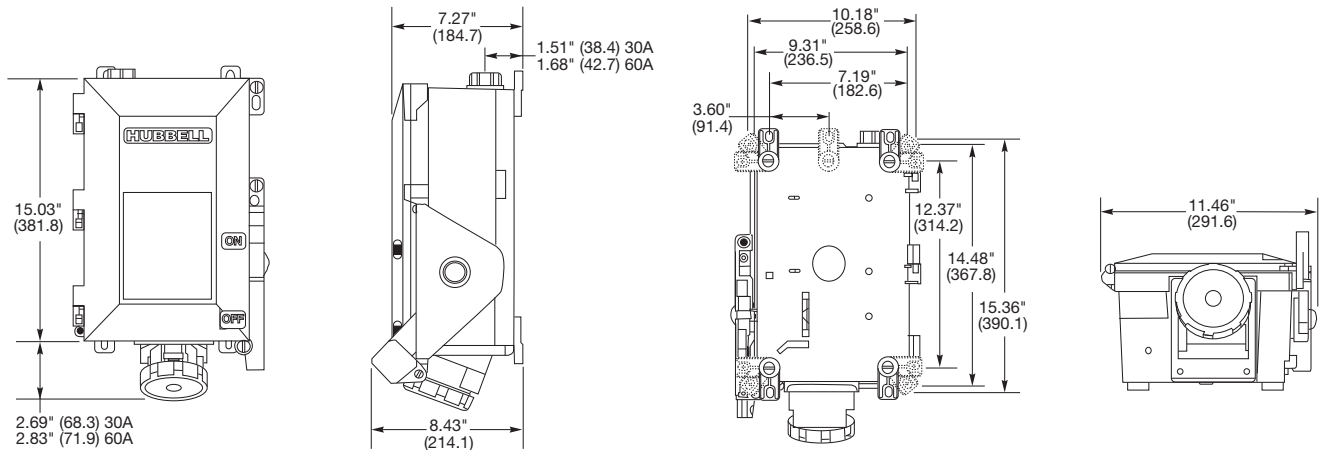
Description	Catalog Number
For 30A Circuit-Lock Unfused and Fused Pin and Sleeve mechanical interlocks.	MICPK30
For 60A and 100A Circuit-Lock Unfused and Fused Pin and Sleeve mechanical interlocks.	MICPK60

Replacement Mounting Feet

Description	Catalog Number
Replacement mounting feet and screws for 30A and 60A fused mechanical interlocks.	HBLRFT2*

*Package of 10 feet and 10 screws.

Dimensions



IEC Pin and Sleeve Fused Circuit-Lock® Specifications

Specifications

Typical Specifications

Manufacturer's Description	Identification Hubbell HBL460MIF7W.
Electrical Type	Fused Circuit-Lock Pin and Sleeve Mechanical Interlock.
Rating	3 Pole + Earth.
Configuration	60A, 480V AC, 3 Phase.
Enclosure Type	IEC 60309-2, UL1686C2, Clock Position 7.
Certification	Outdoor - 4X (Watertight, Washdown); Indoor - 12K (Dust-tight, Falling dirt). UL Listed, CSA Certified.

This device provides fused switched control of a plug connected load and includes an interlocking feature to prevent the plug from being disconnected or the fuse door opened while the receptacle is energized. The switch cannot be turned on until the plug is inserted properly.

Materials

Part	Materials
Base	Valox®
Top	Valox®
Handle	Valox®
Conduit Hub	Zinc, 30A-1", 60A-1¼" N.P.T.
Enclosure Gasket	Neoprene
Shaft	Brass
Shaft Seal	Neoprene.
Ground Plate	Galvanized Steel
Enclosure Screws	Stainless Steel
Mounting Inserts	Brass
Hinge Pin	Nickel-Plated Brass
Hinge Spring	Stainless Steel

Performance

Electrical

Dielectric Voltage	Withstands 3,000V AC Min.
Max. Working Voltage	600V AC.
Current Interrupting	Certified for current interrupting at full rated current and voltage.
Short Circuit Withstand Rating	Suitable for use on a circuit capable of delivering not more than 100,000 RMS symmetrical amperes at the voltage rating of receptacle.
Operations	Mechanical 10,000 cycles minimum.

Mechanical

Impact Resistance	In accordance with UL 746C.
Terminal Identification	In accordance with UL, CSA and international conventions.
Product Ratings	Ratings are part of the external label and molded into the receptacle mount and color-coded.
Mounting	External adjustment feet.

Environmental

Moisture Resistance	Outdoor - 4X (Watertight, Washdown); Indoor - 12K (Dust-tight, Falling dirt).
Ingress Protection	IP66 Suitability.
Flammability	UL94-5VA and V-0 Classification.
Operating Temperatures	Max. Continuous +75°C; Min. Continuous -40°C.
UV Resistance	All materials are UV stabilized.
Fuse Types	UL Listed Class "J". CSA Certified HRCI-J.


Horsepower Ratings

Amps	Rating	Horsepower	Catalog Number	Use Pin and Sleeve Plug Catalog Number
30	3Ø 600V AC	20	HBL430MIF5W	HBL430P5W
30	3Ø 480V AC	15	HBL430MIF7W	HBL430P7W
30	3Ø 240V AC	7.5	HBL430MIF9W	HBL430P9W
30	120/240V AC	3.0 ⁺	HBL430MIF12W	HBL430P12W
30	3ØY 277/480V AC	15	HBL530MIF7W	HBL530P7W
30	3ØY 347/600V AC	20	HBL530MIF5W	HBL530P5W
60	3Ø 600V AC	40	HBL460MIF5W	HBL460P5W
60	3Ø 480V AC	30	HBL460MIF7W	HBL460P7W
60	3Ø 240V AC	15	HBL460MIF9W	HBL460P9W
60	120/240V AC	10	HBL460MIF12W	HBL460P12W
60	3ØY 120/208V AC	15	HBL560MIF9W	HBL560P9W

⁺ 208-240V AC L-L.

Valox® is a trademark of SABIC Innovative Plastics, acquired from General Electric Company.

UL 1686 C1 Pin and Sleeve

Insulgrip® Pin and Sleeve Devices*Features and Benefits***Liquidtight Conduit Adapters**

Machined aluminum adapters are available to provide a means for attaching flexible liquidtight metal conduit to rear of Hubbell Pin and Sleeve plug or connector.

Watertight Neoprene Sealing Glands

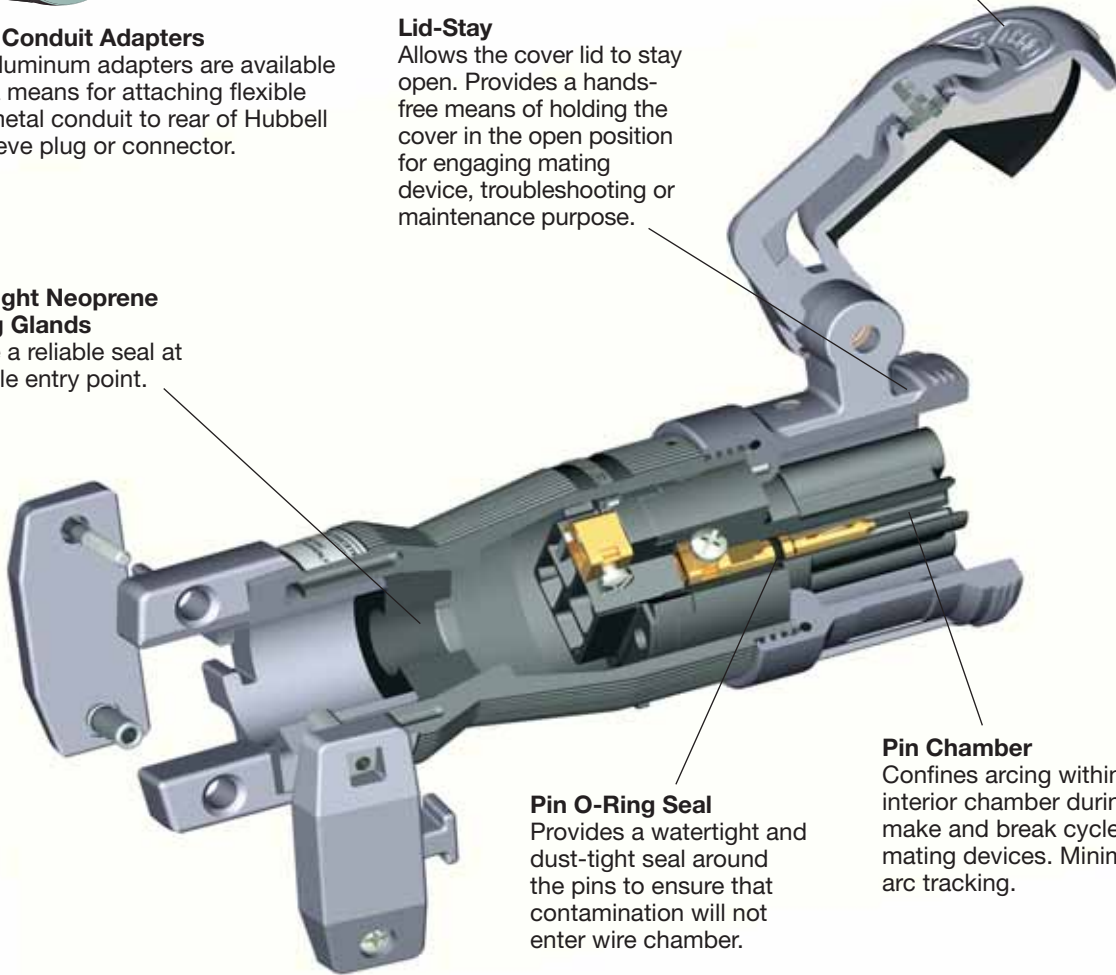
Provide a reliable seal at the cable entry point.

Lid-Stay

Allows the cover lid to stay open. Provides a hands-free means of holding the cover in the open position for engaging mating device, troubleshooting or maintenance purpose.

Spring-Loaded, Gasketed Cover

Provides a UL Type 4X watertight, dust-tight seal on connectors and receptacles.

**Pin Chamber**

Confines arcing within the interior chamber during make and break cycle of mating devices. Minimizes arc tracking.

Pin O-Ring Seal

Provides a watertight and dust-tight seal around the pins to ensure that contamination will not enter wire chamber.

**Powerful Mechanical Cord Grip**

Hubbell's design incorporates two molded-in teeth to securely grip the outer cable jacket, and internal conductors to prevent slippage and strain on terminations. Captive barrel nuts ease assembly and allow higher tightening torque for maximum cord retention.

**Watertight Cord Entrance**

The tapered bore entrance creates high compression forces on sealing gland, providing a watertight seal around cord. Individual solid neoprene glands are supplied to match a full range of cord sizes and assure watertight performance.

**Anti-Vibration Box Terminals**

Interlocking box terminals ensure that terminal screws remain secure and cannot loosen. The floating box is designed to obtain high-torque values without damaging stranded conductors.

**Terminal Entrance Holes**

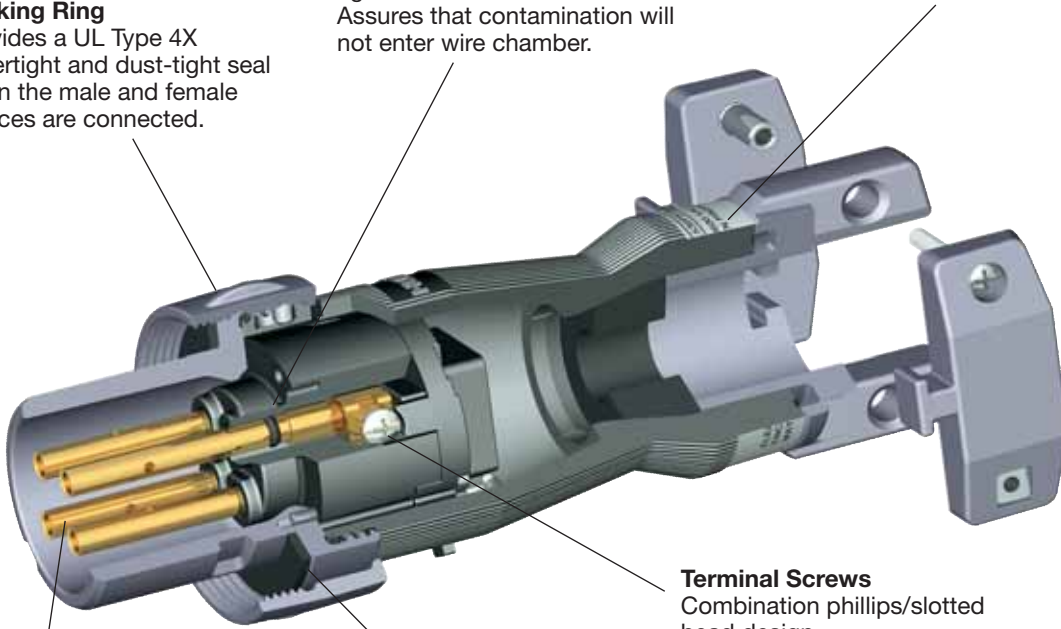
Large, square funneled entrance holes isolate each conductor to protect against shorts due to stray conductor strands. Tapered hole provides a fast and easy guide into the termination chamber.

UL 1686 C1 Pin and Sleeve
Insulgrip® Pin and Sleeve Devices
Features and Benefits

Locking Ring
 Provides a UL Type 4X watertight and dust-tight seal when the male and female devices are connected.

Sleeve O-Ring Seal
 Provides a watertight and dust-tight seal around the sleeves. Assures that contamination will not enter wire chamber.

Product Marking
 Catalog number and rating visible while in use. Markings are color coded differentiating Style I and Style II devices.




All-Brass Sleeve Contacts
 Provide reliable electrical contact with mating pins. Ensures reliable electrical contact with minimum heat build-up over time.

Shroud/Housing Seal
 Provides a watertight and dust-tight seal when mated with receptacle or connector.


Terminal Screws
 Combination phillips/slotted head design.



Thermoplastic Housing
 Provides excellent insulating, impact, corrosion, and UV resistant properties. Protects users and internal components in the roughest of environments.



Shrouded Sleeves
 The shroud protects contact sleeves from deforming from physical abuse. The design protects the user from the possibility of touching live contacts during insertion and withdrawal of mating parts.



Beryllium Copper Spring-Pin Design (Patented)
 Maintains high unit pressure on mating sleeves. Ensures reliable electrical contact while minimizing heat rise due to normal pin wear over time.




Thermoset Polyester Contact Carrier
 Molded thermoset polyester provides high resistance to electrical tracking. Withstands higher temperatures which may result from overload or arcing. Thermoset properties provide dimensional stability for this critical assembly.

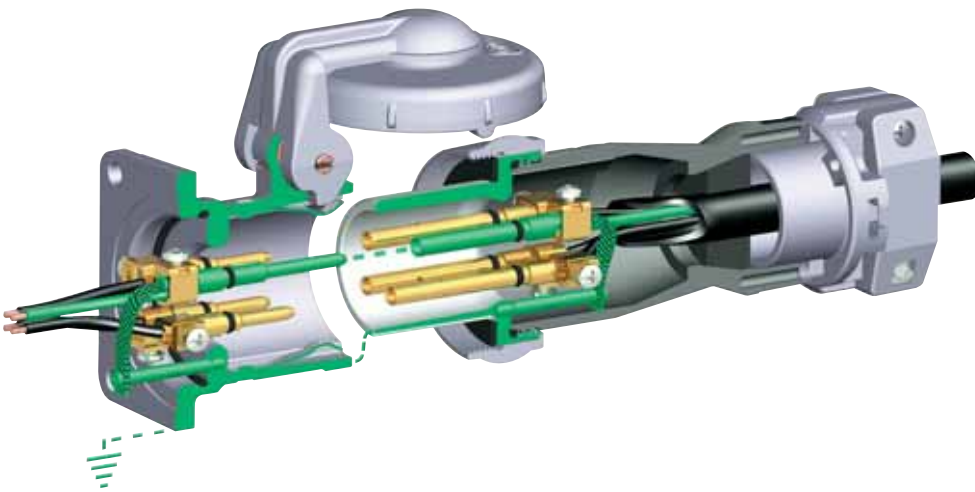
UL 1686 C1 Pin and Sleeve

Insulgrip® Pin and Sleeve Devices*Features and Benefits, Hubbell Offers Two Approaches***Ground Path**

To reduce the likelihood of electrical shock, the National Electrical Code requires that non-current carrying metallic components be grounded. Insulgrip Pin and Sleeve wiring devices offer two styles of grounding.

**Style I**

Receptacles achieve grounding by attaching the ground conductor to the ground screw inside the back box and utilizing the metallic receptacle shell as a ground source (see 3P 4W Style I illustration). Plugs and connectors establish grounding by means of connecting the flexible cable ground conductor to a ground terminal within each device, which, in turn, is grounded through the metallic plug or connector shroud. Any exposed metallic components are suitably grounded in the Style I offering.

**Style II**

The Style II ground path offers two means of achieving the proper ground path. In addition to utilizing the same grounding method as in the Style I product, the Style II version incorporates a separate ground pin and sleeve (see 3P 4W Style II illustration). This provides a second ground path. The ground pin on Style II devices is longer than other pins, meaning that they "make first" and "break last," assuring protection for people and equipment.

UL 1686 C1 Pin and Sleeve

Insulgrip® Pin and Sleeve Devices Ordering Information

30, 60, 100 and 200 Ampere, 600/250 Voltage AC/DC

Ordering Information**Style I**

Amps	Poles & Wires	Receptacle/ Connector Configuration*	Maximum Voltage AC/DC				Replacement Interiors	
				Receptacle	Plug	Connector	Connectors & Receptacles	Plugs
30	2P 3W		600/250	HBL330RS1W	HBL330PS1W	HBL330CS1W	IN330FS1	IN330MS1
30	3P 4W		600/250	HBL430RS1W	HBL430PS1W	HBL430CS1W	IN430FS1	IN430MS1
30	4P 5W		600/250	HBL530RS1W	HBL530PS1W	HBL530CS1W	IN530FS1	IN530MS1
60	2P 3W		600/250	HBL360RS1W	HBL360PS1W	HBL360CS1W	IN360FS1	IN360MS1
60	3P 4W		600/250	HBL460RS1W	HBL460PS1W	HBL460CS1W	IN460FS1	IN460MS1
60	4P 5W		600/250	HBL560RS1W	HBL560PS1W	HBL560CS1W	IN560FS1	IN560MS1
100	2P 3W		600/250	HBL3100RS1W	HBL3100PS1W	HBL3100CS1W	IN3100FS1	IN3100MS1
100	3P 4W		600/250	HBL4100RS1W	HBL4100PS1W	HBL4100CS1W	IN4100FS1	IN4100MS1
100	4P 5W		600/250	HBL5100RS1W	HBL5100PS1W	HBL5100CS1W	IN5100FS1	IN5100MS1
200	3P 4W		600/250	HBL4200RS1W	HBL4200PS1W	HBL4200CS1W	IN4200FS1†	IN4200MS1†
200	4P 5W		600/250	HBL5200RS1W	HBL5200PS1W	HBL5200CS1W	IN5200FS1†	IN5200MS1†

***CAUTION:** To avoid electrical shock, review premises carefully and DO NOT use if Pin and Sleeve configuration (design) is already in a circuit having a rating differing from the rating of this device.

Style II

Amps	Poles & Wires	Receptacle/ Connector Configuration*	Maximum Voltage AC/DC				Replacement Interiors	
				Receptacle	Plug	Connector	Connectors & Receptacles	Plugs
30	2P 3W		600/250	HBL330RS2W	HBL330PS2W	HBL330CS2W	IN330FS2	IN330MS2
30	3P 4W		600/250	HBL430RS2W	HBL430PS2W	HBL430CS2W	IN430FS2	IN430MS2
60	2P 3W		600/250	HBL360RS2W	HBL360PS2W	HBL360CS2W	IN360FS2	IN360MS2
60	3P 4W		600/250	HBL460RS2W	HBL460PS2W	HBL460CS2W	IN460FS2	IN460MS2
100	2P 3W		600/250	HBL3100RS2W	HBL3100PS2W	HBL3100CS2W	IN3100FS2	IN3100MS2
100	3P 4W		600/250	HBL4100RS2W	HBL4100PS2W	HBL4100CS2W	IN4100FS2	IN4100MS2
200	2P 3W		600/250	HBL3200RS2W	HBL3200PS2W	HBL3200CS2W	IN3200FS2†	IN3200MS2†
200	3P 4W		600/250	HBL4200RS2W	HBL4200PS2W	HBL4200CS2W	IN4200FS2†	IN4200MS2†

† Consult factory.

Catalog Numbering System EXAMPLE: HBL430RS2W

Manufacturer	No. of Wires	Amperage	Device Type	Grounding Style	Environment	Specialized
HBL=Hubbell	3=2P 3W 4=3P 4W 5=4P 5W	30=Amp 60=Amp 100=Amp 200=Amp	R=Receptacle P=Plug C=Connector	S1=Style I S2=Style II	W=Watertight, UL Type 4X	R=Reversed Service (See E-30)

New Pole and Wire Terminology

Style I			Style II		
New	Old	No. of Contacts	New	Old	No. of Contacts
2P 3W	2W 2P	2	2P 3W	2W 3P	3
3P 4W	3W 3P	3	3P 4W	3W 4P	4
4P 5W	4W 4P	4			

UL 1686 C1 Pin and Sleeve









“Reversed Service” Insulgrip® Pin and Sleeve Devices

Ordering Information

30, 60, 100 and 200 Ampere, 600/250 Voltage AC/DC

Ordering Information

Style I

Amps	Poles & Wires	Receptacle/ Connector Configuration*	Maximum Voltage AC/DC				Replacement Interiors	
				Receptacle	Plug	Connector	Connectors & Receptacles	Plugs
30	2P 3W		600/250	HBL330RS1WR	HBL330PS1WR	HBL330CS1WR	IN330MS1	IN330FS1
30	3P 4W		600/250	HBL430RS1WR	HBL430PS1WR	HBL430CS1WR	IN430MS1	IN430FS1
30	4P 5W		600/250	HBL530RS1WR	HBL530PS1WR	HBL530CS1WR	IN530MS1	IN530FS1
60	2P 3W		600/250	HBL360RS1WR	HBL360PS1WR	HBL360CS1WR	IN360MS1	IN360FS1
60	3P 4W		600/250	HBL460RS1WR	HBL460PS1WR	HBL460CS1WR	IN460MS1	IN460FS1
60	4P 5W		600/250	HBL560RS1WR	HBL560PS1WR	HBL560CS1WR	IN560MS1	IN560FS1
100	2P 3W		600/250	HBL3100RS1WR	HBL3100PS1WR	HBL3100CS1WR	IN3100MS1	IN3100FS1
100	3P 4W		600/250	HBL4100RS1WR	HBL4100PS1WR	HBL4100CS1WR	IN4100MS1	IN4100FS1
100	4P 5W		600/250	HBL5100RS1WR	HBL5100PS1WR	HBL5100CS1WR	IN5100MS1	IN5100FS1
200	3P 4W		600/250	HBL4200RS1WR	HBL4200PS1WR	HBL4200CS1WR	IN4200MS1†	IN4200FS1†
200	4P 5W		600/250	HBL5200RS1WR	HBL5200PS1WR	HBL5200CS1WR	IN5200MS1†	IN5200FS1†

***CAUTION:** To avoid electrical shock, review premises carefully and DO NOT use if Pin and Sleeve configuration (design) is already in a circuit having a rating differing from the rating of this device.

Style II

Amps	Poles & Wires	Receptacle/ Connector Configuration*	Maximum Voltage AC/DC				Replacement Interiors	
				Receptacle	Plug	Connector	Connectors & Receptacles	Plugs
30	2P 3W		600/250	HBL330RS2WR	HBL330PS2WR	HBL330CS2WR	IN330MS2	IN330FS2
30	3P 4W		600/250	HBL430RS2WR	HBL430PS2WR	HBL430CS2WR	IN430MS2	IN430FS2
60	2P 3W		600/250	HBL360RS2WR	HBL360PS2WR	HBL360CS2WR	IN360MS2	IN360FS2
60	3P 4W		600/250	HBL460RS2WR	HBL460PS2WR	HBL460CS2WR	IN460MS2	IN460FS2
100	2P 3W		600/250	HBL3100RS2WR	HBL3100PS2WR	HBL3100CS2WR	IN3100MS2	IN3100FS2
100	3P 4W		600/250	HBL4100RS2WR	HBL4100PS2WR	HBL4100CS2WR	IN4100MS2	IN4100FS2
200	2P 3W		600/250	HBL3200RS2WR	HBL3200PS2WR	HBL3200CS2WR	IN3200MS2†	IN3200FS2†
200	3P 4W		600/250	HBL4200RS2WR	HBL4200PS2WR	HBL4200CS2WR	IN4200MS2†	IN4200FS2†

† Consult factory.

Catalog Numbering System EXAMPLE: HBL430RS2WR

Manufacturer	No. of Wires	Amperage	Device Type	Grounding Style	Environment	Specialized
HBL=Hubbell	3=2P 3W 4=3P 4W 5=4P 5W 200=Amp	30=Amp 60=Amp 100=Amp	R=Receptacle P=Plug C=Connector	S1=Style I S2=Style II	W=Watertight, UL Type 4X	R=Reversed Service

UL 1686 C1 Pin and Sleeve

Insulgrip® Pin and Sleeve Device Accessories

Insulgrip Pin and Sleeve Back Boxes

Hubbell manufactures an extensive line of back boxes for use with IEC Pin and Sleeve devices. Each back box is designed to give the user the maximum amount of wiring room while achieving grounding to metallic conduit. Hubbell back boxes are available in non-metallic and cast metal versions.

Metallic 30° Angle Back Box

Description	Amps	Hub Size	Catalog Number
Back box for 30A devices.	30	¾" N.P.T.	MB301W
	30	1" N.P.T.	MB302W

Metallic 15° Angle Back Box

Description	Amps	Hub Size	Catalog Number
Back box for 60A devices.	60	1" N.P.T.	MB601W
	60	1¼" N.P.T.	MB602W
	60	1½" N.P.T.	MB603W

Metallic Feed-Thru Back Box

Description	Amps	Hub Size	Catalog Number
Straight feed-thru box for 30A devices.	30	¾" N.P.T.	MB303W
	30	1" N.P.T.	MB304W
Straight feed-thru box for 60A devices.	60	1" N.P.T.	MB604W
	60	1¼" N.P.T.	MB605W
	60	1½" N.P.T.	MB606W

Metallic Four-Way Angle Back Box

Description	Amps	Hub Size	Catalog Number
Four-way 15° angle box for 60 and 100A devices.	60/100	1¼" N.P.T.	MB601002W
	60/100	1½" N.P.T.	MB601003W
	60/100	2" N.P.T.	MB601004W
Four-way 45° angle box for 200A devices.	200	2" N.P.T.	MB2003W
	200	2½" N.P.T.	MB2004W

Metallic Four-Way Feed-Thru 15° Angle Back Box

Description	Amps	Hub Size	Catalog Number
Four-way feed-thru, 15° angle for 60 and 100A devices.	60/100	1¼" N.P.T.	MB601006W
	60/100	1½" N.P.T.	MB601007W
	60/100	2" N.P.T.	MB601008W

Replacement Cord Clamp and Locking Ring

Description	Used on	Cord Clamp Catalog Number	Locking Ring Catalog Number
Fits all 30A plugs and connectors.	All 3, 4, 5 wire	CC3430	ILR1*
Fits all 60A plugs and connectors.	4 wire (Style 2) and all 5 wire	CC60	ILR2*
	All 3 wire and 4 wire (Style 1)	CC60	ILR3*
Fits all 100A plugs and connectors.	4 wire (Style 2) and all 5 wire	CC100	ILR4*
	All 3 wire and 4 wire (Style 1)	CC100	ILR5*

*Locking Ring only.

Liquidtight Adapters

Rating of Hubbell Pin and Sleeve Device	Liquidtight Conduit Size	Hubbell Liquidtight Adapter Catalog Number	Optional Kellems Liquidtight Conduit Grip Catalog Number
30 Amp	½" N.P.T.	SAB12	074093402
	¾" N.P.T.	SAB34	074093403
	1" N.P.T.	SAB100	074093404
60 Amp	1" N.P.T.	SAC100	074093404
	1¼" N.P.T.	SAC125	074093405
100 Amp	1¼" N.P.T.	SAD125	074093405
	1½" N.P.T.	SAD150	074093406



MB301W



MB304W



MB601003W



MB601006W



MB2003W



CC3430



ILR1



SAB34



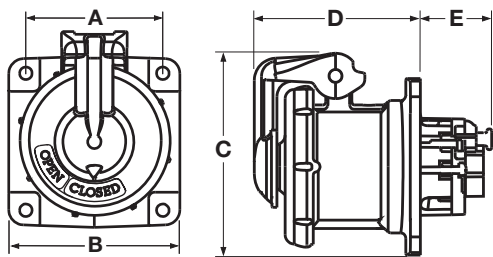
074093403

UL 1686 C1 Pin and Sleeve Insulgrip® Pin and Sleeve and “Reversed Service” Device Dimensions

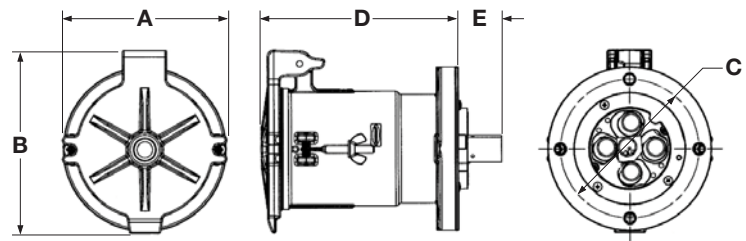
Dimensions

Receptacle Dimensions – Inches (mm)

Amps	Type	A		B		C		D		E	
		Style I	Style II	Style I	Style II	Style I	Style II	Style I	Style II	Style I	Style II
30	330R	2.72 (69)	2.72 (69)	3.40 (86)	3.40 (86)	3.89 (99)	3.89 (99)	3.19 (81)	3.19 (81)	1.37 (35)	1.37 (35)
	430R	2.72 (69)	2.72 (69)	3.40 (86)	3.40 (86)	3.89 (99)	3.89 (99)	3.19 (81)	3.19 (81)	1.37 (35)	1.37 (35)
	530R	2.72 (69)		3.40 (86)		3.89 (99)		3.19 (81)		1.37 (35)	
60	360R	3.50 (89)	3.50 (89)	4.25 (108)	4.25 (108)	4.66 (118)	4.66 (118)	4.42 (112)	4.42 (112)	1.54 (39)	1.54 (39)
	460R	3.50 (89)	3.50 (89)	4.25 (108)	4.25 (108)	4.66 (118)	4.66 (118)	4.42 (112)	4.42 (112)	1.54 (39)	1.54 (39)
	560R	3.50 (89)		4.25 (108)		4.66 (118)		4.42 (112)		1.54 (39)	
100	3100R	3.50 (89)	3.50 (89)	4.25 (108)	4.25 (108)	4.70 (119)	4.70 (119)	5.30 (135)	5.30 (135)	1.54 (39)	1.54 (39)
	4100R	3.50 (89)	3.50 (89)	4.25 (108)	4.25 (108)	4.70 (119)	4.70 (119)	5.30 (135)	5.30 (135)	1.54 (39)	1.54 (39)
	5100R	3.50 (89)		4.25 (108)		4.70 (119)		5.30 (135)		1.54 (39)	
200	3200R		6.50 (165)		7.00 (177)		5.63 (143)		7.76 (197)		.99 (25)
	4200R	6.50 (165)	6.90 (170)	7.00 (177)	7.39 (187)	5.63 (143)	5.63 (143)	7.76 (197)	7.76 (197)	.99 (25)	.99 (25)
	5200R	6.90 (170)		7.39 (187)		5.63 (143)		7.76 (197)		.99 (25)	



30, 60 and 100 Amp



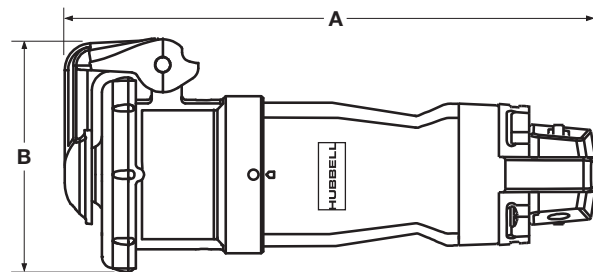
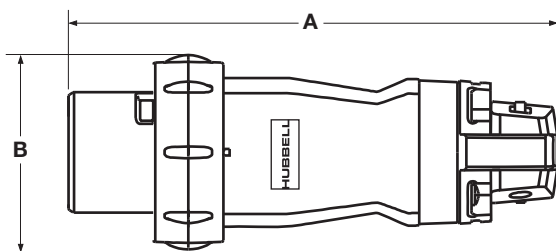
200 Amp

Plug Dimensions – Inches (mm)

Amps	Type	A		B		Cord Grip Range
		Style I	Style II	Style I	Style II	
30	330P	7.53 (191)	7.53 (191)	3.00 (76)	3.00 (76)	.375-1.20 (9.5-30.5)
	430P	7.53 (191)	7.53 (191)	3.00 (76)	3.00 (76)	.375-1.20 (9.5-30.5)
	530P	7.53 (191)		3.00 (76)		.375-1.20 (9.5-30.5)
60	360P	9.40 (239)	9.40 (239)	3.40 (86)	3.40 (86)	.500-1.45 (12.7-36.8)
	460P	9.40 (239)	9.60 (244)	3.40 (86)	3.70 (94)	.500-1.45 (12.7-36.8)
	560P	9.60 (244)		3.70 (94)		.500-1.45 (12.7-36.8)
100	3100P	10.70 (272)	10.70 (272)	3.70 (94)	3.70 (94)	.925-1.94 (27.0-49.3)
	4100P	10.70 (272)	10.90 (277)	3.70 (94)	4.00 (102)	.925-1.94 (27.0-49.3)
	5100P	10.90 (277)		4.00 (102)		.925-1.94 (27.0-49.3)
200	3200P		11.13 (282)		6.35 (161)	1.00-2.50 (25.4-63.5)
	4200P	11.13 (282)	11.13 (282)	6.35 (161)	6.70 (170)	1.00-2.50 (25.4-63.5)
	5200P	11.13 (282)		6.70 (170)		1.00-2.50 (25.4-63.5)

Connector Body Dimensions – Inches (mm)

Amps	Type	A		B		Cord Grip Range
		Style I	Style II	Style I	Style II	
30	330C	8.38 (213)	8.38 (213)	3.74 (95)	3.74 (95)	.375-1.20 (9.5-30.5)
	430C	8.38 (213)	8.38 (213)	3.74 (95)	3.74 (95)	.375-1.20 (9.5-30.5)
	530C	8.38 (213)		3.74 (95)		.375-1.20 (9.5-30.5)
60	360C	9.90 (251)	9.90 (251)	3.50 (89)	3.50 (89)	.500-1.45 (12.7-36.8)
	460C	9.90 (251)	10.10 (256)	3.50 (89)	3.80 (96)	.500-1.45 (12.7-36.8)
	560C	10.10 (256)		3.80 (96)		.500-1.45 (12.7-36.8)
100	3100C	11.70 (297)	11.70 (297)	4.50 (114)	4.50 (114)	.925-1.94 (27.0-49.3)
	4100C	11.70 (297)	11.90 (302)	4.50 (114)	4.70 (119)	.925-1.94 (27.0-49.3)
	5100C	11.90 (302)		4.70 (119)		.925-1.94 (27.0-49.3)
200	3200C		13.65 (346)		7.00 (177)	1.00-2.50 (25.4-63.5)
	4200C	13.65 (346)	13.65 (346)	7.00 (177)	7.39 (187)	1.00-2.50 (25.4-63.5)
	5200C	13.65 (346)		7.39 (187)		1.00-2.50 (25.4-63.5)

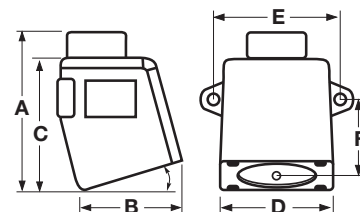


UL 1686 C1 Pin and Sleeve

Insulgrip® Pin and Sleeve Device Dimensions

Metallic Angle Back Box

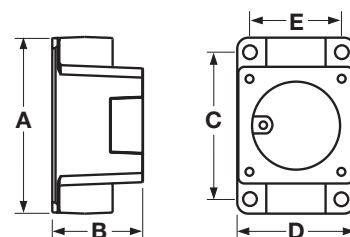
Description	N.P.T. Hub Size	A Inch (mm)	B Inch (mm)	C Inch (mm)	D Inch (mm)	E Inch (mm)	F Inch (mm)	Inch Capacity	Cubic Catalog Number
30° Angle back box for 30A devices.	¾"	4.87" (124.0)	2.94" (75.0)	4.02" (102.0)	3.40" (86.0)	4.25" (108.0)	2.12" (54.0)	–	MB301W
	1"	4.87" (124.0)	2.94" (75.0)	4.02" (102.0)	3.40" (86.0)	4.25" (108.0)	2.12" (54.0)	–	MB302W
15° Angle back box for 60A devices.	1"	–	4.80" (121.9)	–	–	5.25" (133.4)	2.69" (68.3)	–	MB601W
	1¼"	–	4.80" (121.9)	–	–	5.25" (133.4)	2.69" (68.3)	–	MB602W
	1½"	–	4.80" (121.9)	–	–	5.25" (133.4)	2.69" (68.3)	–	MB603W



Metallic Angle Box

Metallic Feed-Thru Back Box

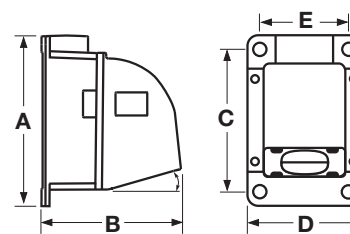
Description	N.P.T. Hub Size	A Inch (mm)	B Inch (mm)	C Inch (mm)	D Inch (mm)	E Inch (mm)	F Inch (mm)	Inch Capacity	Cubic Catalog Number
Back box for 30A devices.	¾"	5.35" (136.0)	2.91" (74.0)	4.53" (115.0)	3.59" (91.0)	2.62" (67.0)	–	–	MB303W
	1"	5.35" (136.0)	2.91" (74.0)	4.53" (115.0)	3.59" (91.0)	2.62" (67.0)	–	–	MB304W
Back box for 60A devices.	1"	6.50" (165.1)	3.80" (97.0)	5.75" (146.1)	4.50" (114.3)	3.50" (88.9)	–	–	MB604W
	1¼"	6.50" (165.1)	3.80" (97.0)	5.75" (146.1)	4.50" (114.3)	3.50" (88.9)	–	–	MB605W
	1½"	6.50" (165.1)	3.80" (97.0)	5.75" (146.1)	4.50" (114.3)	3.50" (88.9)	–	–	MB606W



Metallic Feed-Thru Box

Metallic Four-Way Angle Back Box

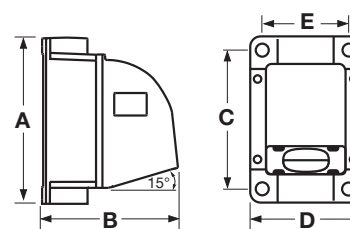
Description	N.P.T. Hub Size	A Inch (mm)	B Inch (mm)	C Inch (mm)	D Inch (mm)	E Inch (mm)	F Inch (mm)	Inch Capacity	Cubic Catalog Number
15° Angle four-way box for 60 & 100A devices.	1¼"	7.92" (201.0)	8.52" (216.0)	7.00" (178.0)	6.14" (156.0)	4.88" (124.0)	–	–	MB601002W
	1½"	7.92" (201.0)	8.52" (216.0)	7.00" (178.0)	6.14" (156.0)	4.88" (124.0)	–	–	MB601003W
	2"	7.92" (201.0)	8.52" (216.0)	7.00" (178.0)	6.14" (156.0)	4.88" (124.0)	–	–	MB601004W
45° Angle four-way box for 200A devices.	2"	10.82" (274.8)	–	9.50" (241.3)	8.17" (207.5)	6.75" (171.5)	–	–	MB2003W
	2½"	10.82" (274.8)	–	9.50" (241.3)	8.17" (207.5)	6.75" (171.5)	–	–	MB2004W



Metallic Four-Way Angle Box

Metallic Four-Way Feed-Thru 15° Angle Back Box

Description	N.P.T. Hub Size	A Inch (mm)	B Inch (mm)	C Inch (mm)	D Inch (mm)	E Inch (mm)	F Inch (mm)	Inch Capacity	Cubic Catalog Number
Four-way Feed-thru box for 60 & 100A devices.	1¼"	7.98" (202.7)	8.55" (217.2)	7.00" (178.0)	6.14" (156.0)	4.88" (124.0)	–	–	MB601006W
	1½"	7.98" (202.7)	8.55" (217.2)	7.00" (178.0)	6.14" (156.0)	4.88" (124.0)	–	–	MB601007W
	2"	7.98" (202.7)	8.55" (217.2)	7.00" (178.0)	6.14" (156.0)	4.88" (124.0)	–	–	MB601008W



Metallic Feed-Thru Angle Box

Notes: These boxes are cast aluminum, suitable for IP54 requirements and are finished with enamel paint. These boxes withstand a 500-hour salt spray test as well as UL rain tight and external icing test.

UL 1686 C1 Pin and Sleeve Insulgrip® Pin and Sleeve Device Listings

Materials (30, 60, 100, and 200 Amp)

Plug	Material
Housing	Valox® 357 (200A Aluminum)
Plug Shroud	Aluminum
Cord Clamps	Rynite® SST35 (200A Aluminum)
Clamp Nut	Nickel Plated Brass
Gland Cap	Rynite® SST35
Gland	Neoprene
O-Rings, Gaskets & Seals	Neoprene
Contact Carrier	Thermoset Polyester
Retainer	Thermoset Polyester
Sleeves	Brass
Box Terminal	Heat Treated & Zinc Plated Steel
Screws (Terminal, Assembly & Set)	Stainless Steel (300 Series)
Ground Standoff	Brass
Ground Bracket	Nickel Plated Spring Bronze
Locking Ring	Epoxy Painted Aluminum

Connector Body

Housing	Valox® 357 (200 Amp Aluminum)
Connector Shroud	Epoxy Painted Aluminum
Cord Clamps	Rynite® SST35
Clamp Nut	Nickel Plated Brass
Gland Cap	Rynite® SST35 (200A Aluminum)
Gland	Neoprene
O-Rings, Gaskets & Seals	Neoprene
Contact Carrier	Thermoset Polyester
Retainer	Thermoset Polyester
Pin	Brass
Pin Spring	Beryllium Copper
Box Terminal	Heat Treated & Zinc Plated Steel
Screws (Terminal, Assembly & Set)	Stainless Steel (300 Series)
Ground Standoff	Brass
Ground Bracket	Nickel Plated Spring Bronze
Cover	Epoxy Painted Aluminum
Cover Arm	Epoxy Painted Aluminum
Spring Guide	Stainless Steel (300 Series)
Springs (Arm & Wave)	Stainless Steel (300 Series)
Spring Washer	Stainless Steel (300 Series)
Hinge Bushing	Aluminum
Rivet	Aluminum

Receptacle

Housing/Flange	Epoxy Painted Aluminum
O-Rings, Gaskets & Seals	Neoprene
Contact Carrier	Thermoset Polyester
Retainer	Thermoset Polyester
Pin	Brass
Pin Spring	Beryllium Copper
Box Terminal	Heat Treated & Zinc Plated Steel
Screws (Terminal, Assembly & Set)	Stainless Steel (300 Series)
Ground Standoff	Brass
Ground Bracket	Steel
Cover	Epoxy Painted Aluminum
Cover Arm	Epoxy Painted Aluminum
Spring Guide	Stainless Steel (300 Series)
Springs (Arm & Wave)	Stainless Steel (300 Series)
Spring Washer	Stainless Steel (300 Series)
Hinge Bushing	Aluminum
Rivet	Aluminum

Valox® is a trademark of SABIC Innovative Plastics, acquired from General Electric Company. Rynite® is a registered trademark of E.I. DuPont Corp.

Typical Specification

Manufacturer's Identification Hubbell HBL430PS2W.

Description Plug, Power Supply.

Type 3 Pole + Earth.

Max. Rating 30 Amp, 250V DC, 600V AC, 50-400Hz.

Configuration UL 1686, Watertight, C1 Configuration.

Certification UL Listed, UL Standard 1682, UL 50, and UL 1010 (plugs only), CSA Certified to CSA Spec. C22.2 No. 182.1, No. 94 and No. 159 (plugs only), UL Listed and CSA Certified Type 4X.

Performance

Electrical

Dielectric Voltage	Withstands 3,000V AC.
Max. Working Voltage	600V AC RMS (i.e., minimum creepage and clearance distance of 6.4 millimeters, per UL 1682).
Current Interrupting	Certified for current interrupting at full rated current.
Temperature Rise	Max. 30° C temperature rise at full rated current after 50 cycles of overload at 150% of rated current.
Endurance	Up to 1,000 connect and disconnect cycles at full rated current and voltage.

Mechanical

Impact Resistance	Per CSA C22.2, No. 182.1, UL 1682.
Cord Grip Cable Retention	Per CSA C22.2, No. 182.1, UL 1682.
Cord Accommodation	Round portable service cords of diameters commensurate with the device rating as defined in UL Standard 62, CSA C22.2 No. 49 and the harmonized <HAR> European Standards.
Terminal Identification	Terminals identified in accordance with UL 1686 (1, 2, 3, Green).
Product Identification	Identification and ratings are permanently fastened to the device housing.

Environmental

Hose Down & Moisture Resistance	Type 3, 4, 4X per UL 50 and CSA 22.2, No. 94.
Flammability (Enclosure)	UL 94V-0 and CSA C22.2 No. 0.17.
Operating Temperatures	Maximum Continuous 75°C; Minimum 40° C without impact -25° with impact.

Hazardous Location (plug only) Class I, Division I & II, Groups B, C & D and Class II, Division I & II, Groups F & G per UL 1010 & CSA 22.2, No. 159.

Materials

Housings	Valox® 357 (200A Aluminum).
All Other Materials	Resistant to corrosion and chemical attack.

Watertight Application Guide

Industry	Watertight
Agriculture	Outdoor for fans, heaters, pumps, etc.
Chemical Processing	Where subject to water, corrosion.
Construction	Outdoors subject to severe weather conditions.
Entertainment	Outdoors subject to severe weather.
Food Processing	Where subject to water, corrosion.
Food Service	Areas subject to wash downs & heavy cleaning.
Light Manufacturing	Subjected to cleaning, solvents & chemicals.
Manufacturing	Where subject to water, corrosion.
Military	Outdoor construction or maintenance.

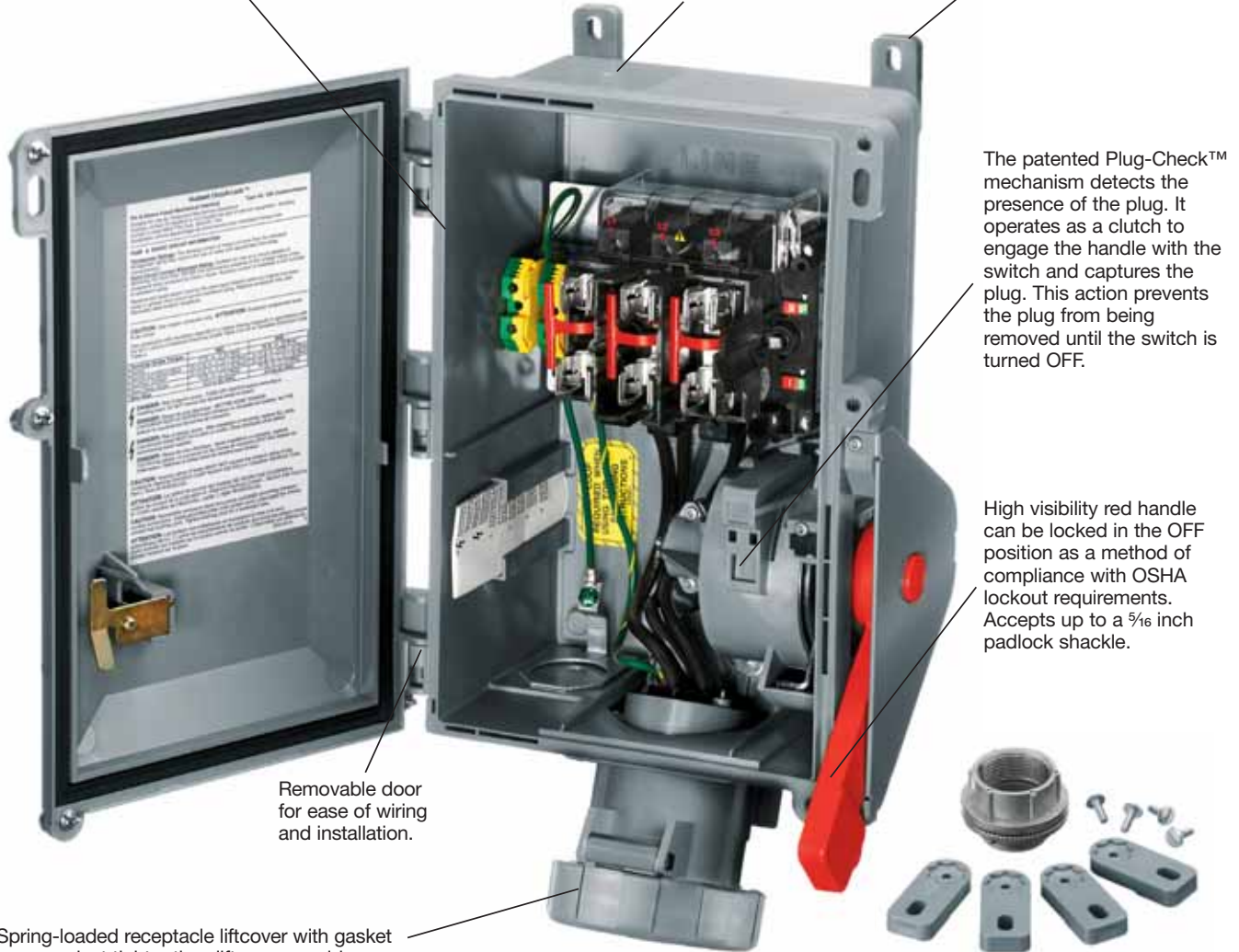
Pin and Sleeve Insulgrip® Mechanical Interlocks

Features and Benefits

Non-metallic enclosure meets UL 50 Type 4X (watertight) 12K (dust-tight) and IP66 suitability requirements. Enclosure is molded of rugged thermoplastic Valox® to resist abuse, corrosion and enhance safety. All external hardware is stainless steel.

Three “molded in” conduit drill points are located on the top, bottom, and back surface of enclosure. Conduit hub provided: 30A 1.0 inch N.P.T., 60A 1¼ inch N.P.T.

Adjustable mounting feet (4) can be mounted in any 1 of 3 positions for ease of installation.



The patented Plug-Check™ mechanism detects the presence of the plug. It operates as a clutch to engage the handle with the switch and captures the plug. This action prevents the plug from being removed until the switch is turned OFF.

High visibility red handle can be locked in the OFF position as a method of compliance with OSHA lockout requirements. Accepts up to a 5/16 inch padlock shackle.

Removable door for ease of wiring and installation.

Spring-loaded receptacle liftcover with gasket ensures dust tight rating; liftcover provides watertight seal when turned and locked.

Conduit hub and mounting feet are supplied with each Insulgrip® Mechanical Interlock.



Compact Fused Disconnect Switch accepts Class “J” fuses. Fuse holders are top mounted for easy access. The switch accepts auxiliary contacts for control circuit applications including the ON/OFF control of remote pilot lights or signal for programmable controllers.



Thermoset polyester contact carrier provides resistance to electrical tracking and withstands higher temperatures. Thermoset properties provide excellent dimensional stability, low moisture absorption, and superior dielectric strength.



Stainless steel ¼ inch turn door fasteners for quick, easy access to fuses.



Enclosure door can be locked to prevent unauthorized access. Additionally, if the switch is ON, the door cannot be opened.

Valox® is a trademark of SABIC Innovative Plastics, acquired from General Electric Company.

Pin and Sleeve

Insulgrip® Mechanical Interlocks Ordering Information

30 and 60 Ampere



Ordering Information

Style II - Fused Mechanical Interlocks 3 Pole 4 Wire, 250VDC/600VAC

Amps	Poles & Wires	Voltage	Receptacle Configuration*	Mechanical Interlock	Mating Plug
30A	3P 4W	250VDC/600VAC		HBL430MIFS2W	HBL430PS2W
60A	3P 4W	250VDC/600VAC		HBL460MIFS2W	HBL460PS2W

Style II - Unfused Mechanical Interlocks 3 Pole 4 Wire, 250VDC/600VAC

Amps	Poles & Wires	Voltage	Receptacle Configuration*	Mechanical Interlock	Mating Plug
30A	3P 4W	250VDC/600VAC		HBL430MIS2W	HBL430PS2W
60A	3P 4W	250VDC/600VAC		HBL460MIS2W	HBL460PS2W

Note: 30A – 1.0 inch N.P.T. hub supplied; 60A – 1¼ inch hub supplied.

***CAUTION:** To avoid electrical shock, review premises carefully and DO NOT use if Pin and Sleeve configuration (design) is already in a circuit having a rating differing from the rating of this device.



ACFSNO

Auxiliary Contacts

Description	Catalog Number
Auxiliary contact, normally open, A600 pilot duty.	ACFSNO
Auxiliary contact, normally closed, A600 pilot duty.	ACFSNC



MICPK30

Watertight Closure Plug Kits

Description	Catalog Number
For 30A Circuit-Lock unfused and fused Pin and Sleeve mechanical interlock.	MICPK30
For 60A Circuit-Lock unfused and fused Pin and Sleeve mechanical interlock.	MICPK60

Pin and Sleeve

Technical Information

Catalog Number Explanation

Terminal Identification

Typical Specifications

Manufacturer's Identification	Hubbell HBL460MIFS2W.
Description	Fused Insulgrip® Pin and Sleeve Mechanical Interlock.
Electrical Type	3 Pole + Earth.
Rating	60A, 250VDC/600VAC.
Configuration	Per UL 1686 C1.
Enclosure Type (UL 50)	Outdoor-4X (Watertight, Washdown) Indoor 12K (Dust Tight, Falling Dirt).
Ingress Protection	IP66 Suitability.
Certification	UL Listed, CSA Certified.

This device provides fused switched control of a plug connected load and includes an interlocking feature to prevent the plug from being disconnected or the door from opening while the receptacle is energized. The switch cannot be turned on until the plug is fully inserted.

Materials

Part	Materials
Base, Door and Handle	Valox®
Conduit Hub	Zinc, 30A – 1 in., 60A – 1¼ in. N.P.T.
Enclosure Gasket and Shaft Seal	Neoprene
Shaft and Mounting Inserts	Brass
Ground Plate	Galvanized Steel
Enclosure Screws & Hinge Spring	Stainless Steel
Hinge Pin	Nickel-Plated Brass
Contact Carrier	Thermoset Polyester

Performance

Electrical	
Dielectric Voltage	Withstands 3,000VAC Min.
Max. Working Voltage	250VDC/600VAC.
Current Interrupting	Certified for current interrupting at full rated current and voltage.
Short Circuit Withstand Rating	Suitable for use on a circuit capable of delivering not more than 100,000 RMS symmetrical amperes at the voltage rating of receptacle.
Operations	Mechanical 10,000 cycles minimum.

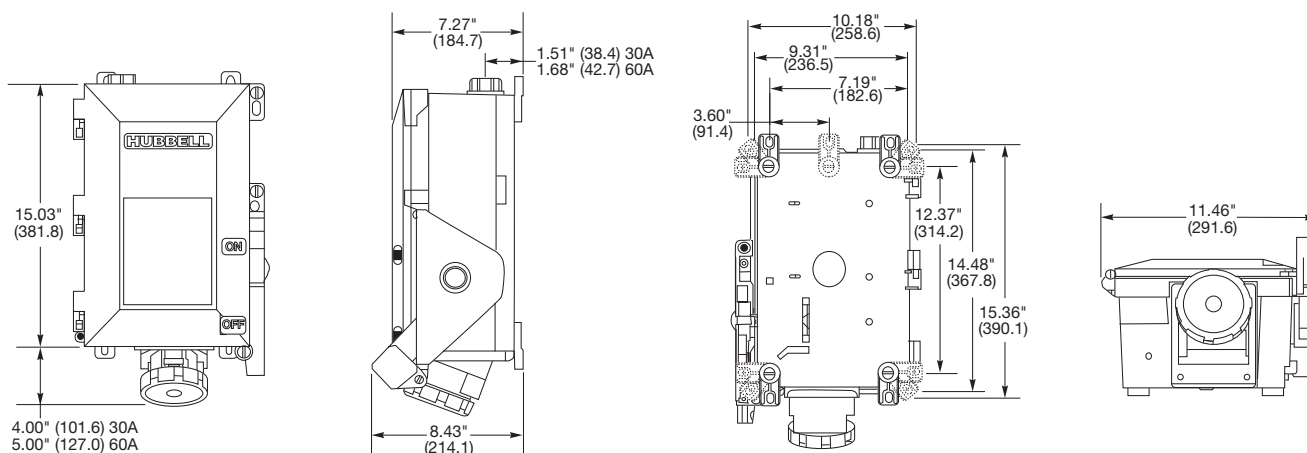
Mechanical	
Impact Resistance	In accordance with UL 746C.
Terminal Identification	In accordance with UL, CSA and international conventions.
Product Ratings	Ratings are part of the external label and molded into the receptacle housing.
Mounting	External adjustable feet.

Environmental	
Moisture Resistance	Outdoor-4X (Watertight, Washdown) Indoor - 12K (Dust-tight, Falling dirt).
Ingress Protection	IP66 Suitability.
Flammability	UL94-5VA and V-0 Classification.
Operating Temperatures	Max. Continuous +60°C; Min. Continuous -40°C w/o impact.
UV Resistance	All exposed insulating materials are UV stabilized.
Fuse Types	UL Listed Class "J". CSA Certified HRCI-J.

Horsepower Ratings

30A Horsepower Ratings					60A Horsepower Ratings						
3 Phase A.C.			1 Phase A.C.		3 Phase A.C.			1 Phase A.C.			
	Std.	Max.	Std.	Max.		Std.	Max.	Std.	Max.		
200-240V	3.0	7.5	120V	0.5	2.0	200-240V	7.5	15.0	120V	1.5	3.0
480V	5.0	15.0	240V	1.5	3.0	480V	15.0	30.0	240V	3.0	10.0
600V	7.5	20.0				600V	15.0	50.0			

Dimensions



Note: 30A – 1 inch N.P.T. hub supplied; 60A – 1¼ inch hub supplied.

Valox® is a trademark of SABIC Innovative Plastics, acquired from General Electric Company.

Pin and Sleeve Devices

Technical Information

IEC Pin and Sleeve Terminal Identification – Rear View

Description	Rating		Terminal Marking Pattern			
	Domestic	International	Receptacle & Connector		Plug & Inlet	
			Domestic	International	Domestic	International
3 wire	125V AC 277V AC	100-130V				
3 wire	250V AC 480V AC 600V AC	200-250V 380-415V AC				
4 wire	125/250V AC 120/208V 1ØY	—				
4 wire	(3Ø Δ) 250V AC 480V AC 600V AC	380-415V AC				
5 wire	(3ØY) 120/208V AC 277/480V AC 347/600V AC	220/380V 50Hz 250/440V 60Hz 200/346V to 240/415V 50 and 60Hz				

★ Pilot contacts supplied on 4 & 5W 63 & 125 Amp international rated devices.
 Note: For Insulgrip Pin and Sleeve catalog number explanation, see page E-29.

Section I Hospital Products

Index

Product	Page
HBL® Extra Heavy Duty Hospital Grade Duplex Receptacles	
Features and Benefits	I-3
15 and 20 Ampere, 125 Volts	I-4
SNAPConnect™ Hospital Grade Duplex Receptacles	I-5
15 and 20 Ampere, 250 Volts	I-7
Hospital Grade Plugs and Connector Bodies	
15 and 20 Ampere, 125 Volts	I-6
15 and 20 Ampere, 250 Volts	I-7
Hospital Grade GFCIs Receptacles	
Extra Heavy Duty Tamper-Resistant GFCI Receptacles	I-8
Heavy Duty Tamper-Resistant and Self Test GFCI Receptacles	I-9
GFCI Receptacles with Auto Grounding	I-10
Hospital Grade Surge Protection Devices	I-11
Hubbelock® Receptacles, Plugs and Connectors	I-12
Hubbelock® Explosion Proof Receptacles and Plugs	I-13
Hubbelock® Mobile X-Ray Devices	I-14
Technical Information	
Hospital Grade Straight Blade Duplex Receptacles	I-15
Hospital Grade SNAPConnect™ Receptacles	I-16
Hospital Grade Insulgrip® Plugs and Connectors	I-17
Hospital Grade Valise® Plugs and Connectors	I-18



Hospital Products

HBL® Extra Heavy Duty Hospital Grade Duplex Receptacles*Features and Benefits*

One-piece nickel-plated brass integral ground strap for greater corrosion resistance.

Barbed assembly arms reduce possibility of face/base separation.

Unique bypass contact design results in greater contact force and reduced heat buildup.

Square head, 10-thread bronze center rivet won't rotate, reduces stripping and resists corrosion.

I.D. marking surface provides quick, sure circuit identification.

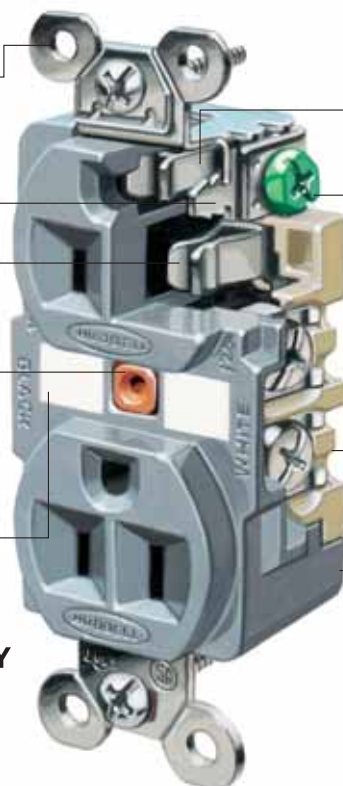
Patented ground contact provides redundant grounding.

Back wired ground terminal allows faster, easier installation.

RTP base offers greater heat resistance plus contact stability.

External bundling terminals contain wire strands and are designed for quick inspection.

Deep body design increases impact and chemical resistance.

HBL8200GY**Hubbell "Hospital Grade" Devices**

To qualify for the "Hospital Grade" designation and use of the associated green dot symbol, UL requires that the manufacturer design its devices to perform to specific levels. These levels form an established baseline below which no manufacturer can fall and still carry a green dot.

Hubbell sets their standards high. Each product is built to withstand the severe conditions of abuse that are unique to the hospital environment. Hubbell receptacles have exclusive design features that set them apart from the competition.

- Exclusive nickel-plated bypass contact design increases contact pressure, lowering the operating temperature.
- Four point grounding system provides redundant grounding for low resistance ground continuity in high abuse areas.
- High tech reinforced thermoplastic polyester (RTP) back is tough and heat resistant.

Because of these features and others, the benefit is performance, reliability, and value for any health care facility.



One piece, nickel plated brass mounting strap with integral ground contacts, along with secondary ground contact, provides superior grounding for low resistance flow of fault currents as well as corrosion resistance. Barbed locking arms keep the face locked in place to diminish potential for face/base separation. Back wired ground screw reduces installation time.



Reinforced thermoplastic back provides superior thermal, electrical and mechanical properties. By providing contact stability, this high performance material will reduce heat buildup giving you long lasting performance.



Exclusive bypass contacts are made of nickel plated brass alloy. This design increases blade retention forces, insuring a reliable uninterrupted flow of power.



External wiring clamps allow for visual inspection of the terminals. A unique strand containment feature on the terminal "bundles" the wire, ensuring 100% clamping of wire strands and reducing heat from the termination.

Hospital Products 15 and 20 Ampere, 125 Volts

2 Pole, 3 Wire Grounding

Hospital Grade – HBL® Extra Heavy Duty Receptacles,
Tamper-Resistant Duplex, Slender/Compact Duplex, and Style Line® Receptacles




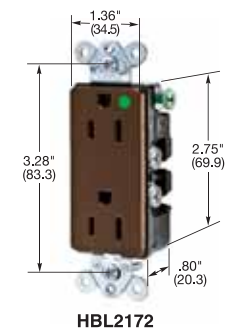


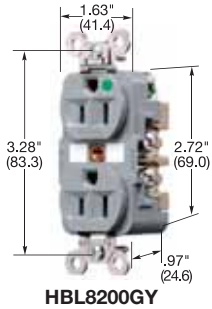
IP20
SUITABILITY



Hospital Grade ● Receptacles

Duplex

Description	Color	Catalog Numbers	
Flush, thermoplastic polyester face, back and side wired, multiple drive screws.	Brown	HBL8200	HBL8300
	Gray	HBL8200GY	HBL8300GY
	Ivory	HBL8200I	HBL8300I
	Light Almond	HBL8200LA	HBL8300LA
	Red	HBL8200R	HBL8300R
	White	HBL8200W	HBL8300W
Flush, illuminated face, back and side wired, multiple drive screws.	Gray	HBL8200ILGY	HBL8300ILGY
	Ivory	HBL8200ILI	HBL8300ILI
	Red	HBL8200ILR	HBL8300ILR
	White	HBL8200ILW	HBL8300ILW
 Tamper-resistant receptacle with wire leads. Complies with requirements of NEC article 517-18(c).	Brown	HBL8200SGA	HBL8300SGA
	Gray	HBL8200SGGYA	HBL8300SGGYA
	Ivory	HBL8200SGIA	HBL8300SGIA
	Light Almond	HBL8200SGLA	HBL8300SGLA
	Red	HBL8200SGRA	HBL8300SGRA
Isolated ground. ⁽¹⁾	Orange	IG8200	IG8300
	Red	IG8200R	IG8300R



Slender/Compact, Duplex

Description	Color	Catalog Numbers	
Flush, thermoplastic polyester face, back and side wired, multiple drive screws, Fed. Spec. verified.	Brown	HBL8200H	HBL8300H
	Gray	HBL8200HG	HBL8300HG
	Ivory	HBL8200HI	HBL8300HI
	Light Almond	HBL8200HLA	HBL8300HLA
	Red	HBL8200HR	HBL8300HR
	White	HBL8200HW	HBL8300HW

Style Line®, Duplex*

Description	Color	Catalog Numbers	
Flush, nylon face, back and side wired.	Brown	HBL2172	HBL2182
	Gray	HBL2172GY	HBL2182GY
	Ivory	HBL2172I	HBL2182I
	Office White	-	HBL2182OW
	Red	HBL2172R	HBL2182R
	White	HBL2172WA	HBL2182WA
Isolated ground. ⁽¹⁾	Ivory	-	IG2182I
	Orange	-	IG2182
	White	-	IG2182WA

Notes: *Not Fed. Spec. Listed.

See Section K for wallplates.

(1) See Section J for complete line of isolated ground devices.

Hospital Products

15 and 20 Ampere, 125 Volts

2 Pole, 3 Wire Grounding

Hospital Grade – Heavy Duty Duplex, SNAPConnect™, Single Box Mount, Panel Mount and 4-PLEX® Receptacles



Fed.Spec.



IP20
SUITABILITY



15A 125V
NEMA 5-15R
UL CSA




20A 125V
NEMA 5-20R

SNAPConnect™ ● Receptacles

Duplex

Description	Color	Catalog Numbers	
Hospital grade, flush, nylon face modular receptacle which requires pigtailed terminal below.	Almond	SNAP8200AL	SNAP8300AL
	Black	SNAP8200BK	SNAP8300BK
	Brown	SNAP8200	SNAP8300
	Gray	SNAP8200GY	SNAP8300GY
	Ivory	SNAP8200I	SNAP8300I
	Light Almond	SNAP8200LA	SNAP8300LA
	Office White	SNAP8200OW	SNAP8300OW
	Red	SNAP8200R	SNAP8300R
	White	SNAP8200W	SNAP8300W



SNAP8200I

Pigtailed Terminal

Description	Catalog Numbers	
Clear terminal with 6.0 in. (1524.0) leads solid wire.	SNAP6R1	SNAP6R1
Clear terminal with 6.0 in. (1524.0) leads stranded wire.	SNAP6R2	SNAP6R2



SNAP6R2

IP20
SUITABILITY



15A 125V
NEMA 5-15R
UL CSA



20A 125V
NEMA 5-20R

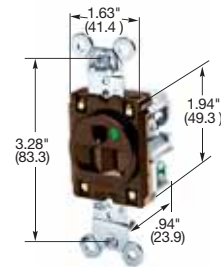
Hospital Grade ● Receptacles

Single

Description	Color	Catalog Numbers	
Flush, nylon face, back and side wired Fed. Spec. verified.	Brown	HBL8210	HBL8310
	Gray	HBL8210GY	HBL8310GY
	Ivory	HBL8210I	HBL8310I
	Red	HBL8210R	HBL8310R
	White	HBL8210W	HBL8310W
Panel mount on 1.94 in. (49.2) centers.	Brown	HBL8284*	–
	Ivory	HBL8284I*	HBL8384I*
Isolated ground. ⁽¹⁾	Orange	IG8210	IG8310

Notes: *Not Fed. Spec. Listed.

(1) See Section J for complete line of isolated ground devices.




HBL8210

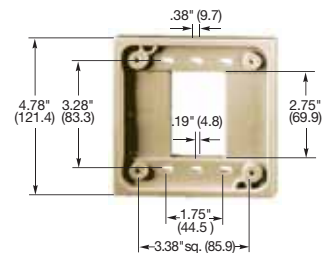
4-PLEX®*

Description	Color	Catalog Numbers	
4-outlet high impact resistant Polycarbonate construction. Mount to 4 in. square box.	Brown	HBL415H	HBL420H
	Gray	–	HBL420HG
	Ivory	HBL415HI	HBL420HI
	Red	HBL415HR	HBL420HR
	White	HBL415HW	HBL420HW
4-PLEX Adapter Plates for 1- and 2-gang, device boxes.	Brown	HBL4AP	HBL4AP
	Gray	HBL4APGY	HBL4APGY
	Ivory	HBL4API	HBL4API
	Red	HBL4APR	HBL4APR
	White	HBL4APW	HBL4APW

Note: *4-PLEX Devices are not Fed. Spec. Listed.



HBL415HI



HBL4API

Hospital Products
15 and 20 Ampere, 125 Volts
 2 Pole, 3 Wire Grounding
Hospital Grade – Plugs and Connector Bodies



IP20
SUITABILITY



15A 125V
NEMA 5-15P
UL CSA
0.5 HP




20A 125V
NEMA 5-20P
UL CSA
1 HP

Hospital Grade ● Plugs

Insulgrip®

Description	Cord Diameter	Catalog Numbers	
Black and white nylon.	.230"-.720" (5.8-18.3)	HBL8215C	HBL8315C
Transparent housing.	.230"-.720" (5.8-18.3)	HBL8215CT	HBL8315CT
8-position angle plug, transparent housing.	.250"-.655" (6.4-16.6)	HBL8215CAT*	HBL8315CAT*



Valise®

Description	Cord Diameter	Catalog Numbers	
White nylon.	.300"-.660" (7.6-16.8)	HBL8115V	HBL8364V
Insulation displacement, white nylon.	.300"-.360" (7.6-9.1)	HBL8013V*	-

Note: *Not Fed. Spec. Listed.



IP20
SUITABILITY



15A 125V
NEMA 5-15R
UL CSA



20A 125V
NEMA 5-20R
UL Listed

Hospital Grade ● Connector Bodies

Insulgrip®

Description	Cord Diameter	Catalog Numbers	
Black and white nylon.	.230"-.720" (5.8-18.3)	HBL8219C	HBL8319C
Transparent housing.	.230"-.720" (5.8-18.3)	HBL8219CT	HBL8319CT


Valise®

Description	Cord Diameter	Catalog Numbers	
White nylon.	.300"-.660" (7.6-16.8)	HBL8119V	-






Hospital Grade ● Receptacles



Heavy Duty, Duplex


Description	Color	Catalog Numbers	
Flush, thermoplastic polyester face, back and side wired, multiple drive screws.	Brown Ivory	HBL8600 HBL8600I	HBL8400 HBL8400I




Hospital Grade ● Connector Bodies

Valise®

Description	Cord Diameter	Catalog Numbers	
White nylon.	.300"-.660" (7.6-16.8)	-	HBL8469V



IP20
SUITABILITY



Hospital Grade ● Plugs

Valise®

Description	Cord Diameter	Catalog Numbers	
Valise plug, white nylon.	.300"-.660" (7.6-16.8)	HBL8666V	HBL8464V




Hospital Products

Extra Heavy Duty Tamper-Resistant GFCI Receptacles

15 and 20 Ampere, 125 Volts AC
2 Pole, 3 Wire Grounding

Meets July 28, 2006
UL Standard 943
Class A GFCI



10ka Short Circuit Current Rating

Limits improper access to energized contacts.
• Patented tamper-resistant protection.

Continually tests and monitors for people protection automatically.
• Patented self test diagnostics.

Power indication.
• Steady "ON" GREEN LED provides indication of power.

Ground fault indicator.
• Steady "ON" RED LED provides visual indication of a ground fault condition. Flashing red indicates device has lost capability to provide protection.

No power at face if reverse wired.
• Open circuit condition eliminates false assumption of protection at face.

Durable face with V-0 flammability rating.
• Polyester face cover.



GFR8300SGI



GFR8300ITR



AUTOGUARD™ Self Test GFCI Receptacles Tamper-Resistant, Weather Resistant



Description	Rating	Color	Catalog Numbers	
Hospital Grade ● Flush, polyester face, back and side wired, multiple drive screws.	15 and 20A 125V AC	Black	GFR8200SGBK	GFR8300SGBK
		Brown	GFR8200SG	GFR8300SG
		Gray	GFR8200SGGY	GFR8300SGGY
		Ivory	GFR8200SGI	GFR8300SGI
		Red	GFR8200SGR	GFR8300SGR
		White	GFR8200SGW	GFR8300SGW



CircuitGuard® GFCI Receptacles Tamper-Resistant, Weather Resistant



Description	Rating	Color	Catalog Numbers	
Hospital Grade ● Flush, polyester face, back and side wired, multiple drive screws.	15 and 20A 125V AC	Black	GFR8200BKTR	GFR8300BKTR
		Brown	GFR8200TR	GFR8300TR
		Gray	GFR8200GYTR	GFR8300GYTR
		Ivory	GFR8200ITR	GFR8300ITR
		Red	GFR8200RTR	GFR8300RTR
		White	GFR8200WTR	GFR8300WTR

Notes: GFCI type receptacles should not be used in critical care patient areas or for electrical life support equipment applications because of the possibility of power interruption. All GFCI receptacles listed above are furnished with both a matching color nylon wallplate, and a SS26 302/304 super stainless steel wallplate. 20 amp feedthrough capability.
* Refer to Technical Section X, page X-8 for TR and WR descriptions.

Heavy Duty Tamper-Resistant and Self Test GFCI Receptacles

15 and 20 Ampere, 125 Volts AC
2 Pole, 3 Wire Grounding



10ka Short Circuit Current Rating

- Limits improper access to energized contacts.
 - Patented tamper-resistant protection.
- No power at face if reverse wired.
 - Open circuit condition eliminates false assumption of protection at face.
- Ground fault indicator.
 - Flashing **RED** indicates device has lost capability to provide protection.
- Accepts fork terminals.
 - Open terminal design.
- Installation ease.
 - Internal back wiring.
 - Automatic grounding feature.
 - Captive mounting screws.



Circuit Guard® GFCI Receptacles Tamper-Resistant, Weather Resistant

Description	Rating	Color	Catalog Numbers	
Hospital Grade ● Flush, polyester face, back and side wired, multiple drive screws, automatic grounding clip.	15 and 20A 125V AC	Almond	GFR8200HALTR	GFR8300HALTR
		Black	GFR8200HBKTR	GFR8300HBKTR
		Brown	GFR8200HTR	GFR8300HTR
		Gray	GFR8200HGYTR	GFR8300HGYTR
		Ivory	GFR8200HITR	GFR8300HITR
		Light Almond	GFR8200HLATR	GFR8300HLATR
		Office White	GFR8200HOWTR	GFR8300HOWTR
		Red	GFR8200HRTR	GFR8300HRTR
		White	GFR8200HWTR	GFR8300HWTR



GFR8300HITR



10ka Short Circuit Current Rating

- Continually tests and monitors for people protection automatically.
 - Patented self test diagnostics.
- Power indication
 - Steady **"ON" GREEN LED** provides indication of power.
- Ground fault indicator
 - Steady **"ON" RED LED** provides visual indication of a ground fault condition. Flashing red indicates device has lost capability to provide protection.
- No power at face if reverse wired.
 - Open circuit condition eliminates false assumption of protection at face.



Hospital Grade ● AUTOGUARD™ Self Test, GFCI Receptacles

Description	Rating	Color	Catalog Numbers	
Flush, nylon face, back and side wired, multiple drive screws.	15 and 20A 125V AC	Almond	GFR8200HALST	GFR8300HALST
		Black	GFR8200HBKST	GFR8300HBKST
		Brown	GFR8200HST	GFR8300HST
		Gray	GFR8200HGYST	GFR8300HGYST
		Ivory	GFR8200HIST	GFR8300HIST
		Office White	GFR8200HOWST	GFR8300HOWST
		Red	GFR8200HRST	GFR8300HRST
		White	GFR8200HWST	GFR8300HWST



GFR8200HWST

Notes: GFCI type receptacles should not be used in critical care patient areas or for electrical life support equipment applications because of the possibility of power interruption. All GFCI receptacles listed above are furnished with a matching color nylon wallplate. 20 amp feedthrough capability.
* Refer to Technical Section X, page X-8 for TR and WR descriptions.

Hospital Products

Heavy Duty GFCI Receptacles with Auto Grounding

15 and 20 Ampere, 125 Volts AC
2 Pole, 3 Wire Grounding



10ka Short Circuit Current Rating

- Comprehensive diagnostics.
 - When test button is actuated, both the electronic components and mechanical trip mechanism are functionally tested.
- Ground fault indicator.
 - Flashing **RED** indicates device has lost capability to provide protection.
- No power at face if reverse wired.
 - Open circuit condition eliminates false assumption of protection at face.
- Visible Termination.
 - External bundling clamp.



GFR8200HOWL

Hospital Grade ●
Circuit Guard® GFCI Receptacles



Description	Rating	Color	Catalog Numbers	
Flush, nylon face, back and side wired, multiple drive screws.	15 and 20A 125V AC	Almond	GFR8200HALL	GFR8300HALL
		Black	GFR8200HBKL	GFR8300HBKL
		Brown	GFR8200HL	GFR8300HL
		Gray	GFR8200HGYL	GFR8300HGYL
		Ivory	GFR8200HIL	GFR8300HIL
		Office White	GFR8200HOWL	GFR8300HOWL
		Red	GFR8200HRL	GFR8300HRL
		White	GFR8200HWL	GFR8300HWL



10ka Short Circuit Current Rating

- Comprehensive diagnostics.
 - When test button is actuated, both the electronic components and mechanical trip mechanism are functionally tested.
- Ground fault indicator.
 - Flashing **RED** indicates device has lost capability to provide protection.
- No power at face if reverse wired.
 - Open circuit condition eliminates false assumption of protection at face.
- Installation ease.
 - Internal back wiring.
 - Automatic grounding clip.
 - Captive mounting screws.



GFR8200HOWLA

Hospital Grade ●
Circuit Guard® GFCI Receptacles



Description	Rating	Color	Catalog Numbers	
Flush, nylon face, back and side wired, multiple drive screws, automatic grounding clip.	15 and 20A 125V AC	Almond	GFR8200HALLA	GFR8300HALLA
		Black	GFR8200HBKLA	GFR8300HBKLA
		Brown	GFR8200HLA	GFR8300HLA
		Gray	GFR8200HGYLA	GFR8300HGYLA
		Ivory	GFR8200HILA	GFR8300HILA
		Office White	GFR8200HOWLA	GFR8300HOWLA
		Red	GFR8200HRLA	GFR8300HRLA
		White	GFR8200HWLA	GFR8300HWLA

Notes: GFCI type receptacles should not be used in critical care patient areas or for electrical life support equipment applications because of the possibility of power interruption. All GFCI receptacles listed above are furnished with a matching color nylon wallplate. 20 amp feedthrough capability.

Hospital Products

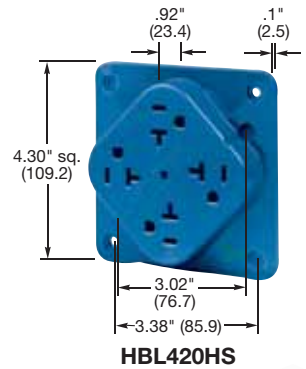
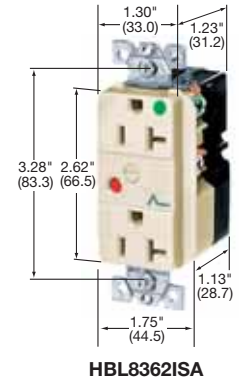
Surge Protection Devices

15 and 20 Ampere, 125 Volts AC 60 Hz



Hospital Grade ● Circuit Guard® Receptacles

Description	Color	Catalog Numbers	
Surge suppression receptacles with light and alarm, 240 joules/15000A per mode.	Almond	HBL8262ALSA	HBL8362ALSA
	Blue	HBL8262SA	HBL8362SA
	Gray	HBL8262GYSA	HBL8362GYSA
	Ivory	HBL8262ISA	HBL8362ISA
	Red	HBL8262RSA	HBL8362RSA
	White	HBL8262WSA	HBL8362WSA
Isolated ground, surge suppression receptacles with light and alarm, 240 joules/15000A per mode.	Blue	IG8262SA	IG8362SA
	Gray	IG8262GYSA	IG8362GYSA
	Ivory	IG8262ISA	IG8362ISA
	Orange	IG8262OSA	IG8362OSA
	Red	IG8262RSA	IG8362RSA
	White	IG8262WSA	IG8362WSA
4-PLEX® surge suppression receptacles with lights, 80 joules/6500A per mode.	Blue	-	HBL420HS
	Ivory	-	HBL420HIS



4-PLEX® Accessories

Description	Color	Catalog Numbers
4-PLEX Adapter Plates for 1- and 2-gang, and 4 in. (101.6) square device boxes.	Blue Ivory	HBL4APBL HBL4API
4-PLEX Portable Box. Portable 4 in. (101.6) square box with cord grip. Accepts up to .66 in. (16.8) diameter cord.	Ivory	HBL4PBI

Note: 4-PLEX Box is not UL Listed.

Metallic Power Strip Surge Protected*

Description	Catalog Numbers
15A 125V power strip with filtering, surge protection, 3 hospital grade duplex receptacles, 6 foot power supply cord and hospital grade plug.	HBL6PSHG

Notes: See Section J for more information on surge protection products.

*cULus



HBL6PSHG

Wallplates

Configuration	High-Impact Nylon			Plated Steel		Stainless Steel (S/S) Brass	
	Color	Standard	Mid-Size				
 1-gang	Blue	-	NPJ26CBL*	Chrome Brass	SCH26 SBP26	Smooth S/S	SS26 SSJ26 [▲] SB26
	Blue	-	NPJ26BL				
	Gray	NP26GY	NPJ26GY				
	Ivory	-	NPJ26C*				
	Ivory	NP26I	NPJ26I				
	Office White	NP26OW	NPJ26OW				
	Orange	NP26OIG**	-				
	Red	NP26R	NPJ26R				
	Red	NP26R	NPJ26R				
	White	NP26W	NPJ26W				

Notes: * Premarked "COMPUTER ONLY." Lettering is block 1/4" high.

** Premarked "ISOLATED GROUND." Lettering is block 1/4" high.

▲ Jumbo size plate.

See Section A for technical data for 4-PLEX Devices.



Hospital Products

Hubbell® Receptacles, Plugs and Connectors

For Hospital Use Only

20 Ampere, 125 Volts AC only

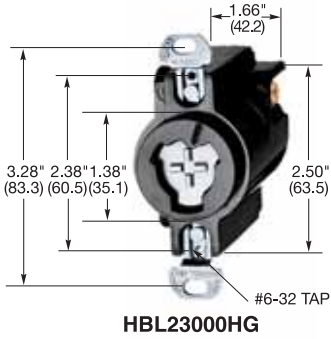
2 Pole, 3 Wire Grounding



20A 125V AC



20A 125V AC



HBL23000HG

Hospital Use Only Receptacles

Description	Catalog Numbers
Black, back wired.	HBL23000HG -

Plugs

Description	Catalog Numbers
Nylon cover, thermoset interior.	- HBL23014HGB
Armored, epoxy filled, rubber cord grip.	- HBL23004HG



HBL23014HGB

Connector Body

Description	Catalog Numbers
Nylon cover, thermoset filter.	HBL23001HGB -

Note: Cord clamp range for plug and connector .300" to .660" (7.6 to 16.8).



HBL23001HGB

Accessories

Wallplates

Description	Catalog Numbers
Stainless steel 302/304, single-gang.	HBL23901HG
Stainless steel 302/304, three-gang for two receptacles.	HBL23909HG

Note: Suffix HG or HGB type for hospital use only.



Hospital Products

Hubbelock® Explosion Proof Receptacles and Plugs

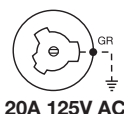
For Hospital Operating Rooms and All Class 1, Division 1, Group C Atmospheres

20 Ampere 125 Volts 60 Hz AC only

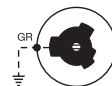
2 Pole, 3 Wire Grounding



IP30
SUITABILITY



20A 125V AC



20A 125V AC

Explosion Proof Receptacles

Description	Catalog Numbers	
Receptacle with deep conduit 0-1¼" (0 to 31.8) adjusting ring and plaster shield.	HBL24310	-
Receptacle only.	HBL24301	-



HBL24310

Explosion Proof Plug

IP30
SUITABILITY

Description	Catalog Numbers	
Plug, with, epoxy kit, accepts #12 or #14 type SO cable.	-	HBL24312




HBL24301

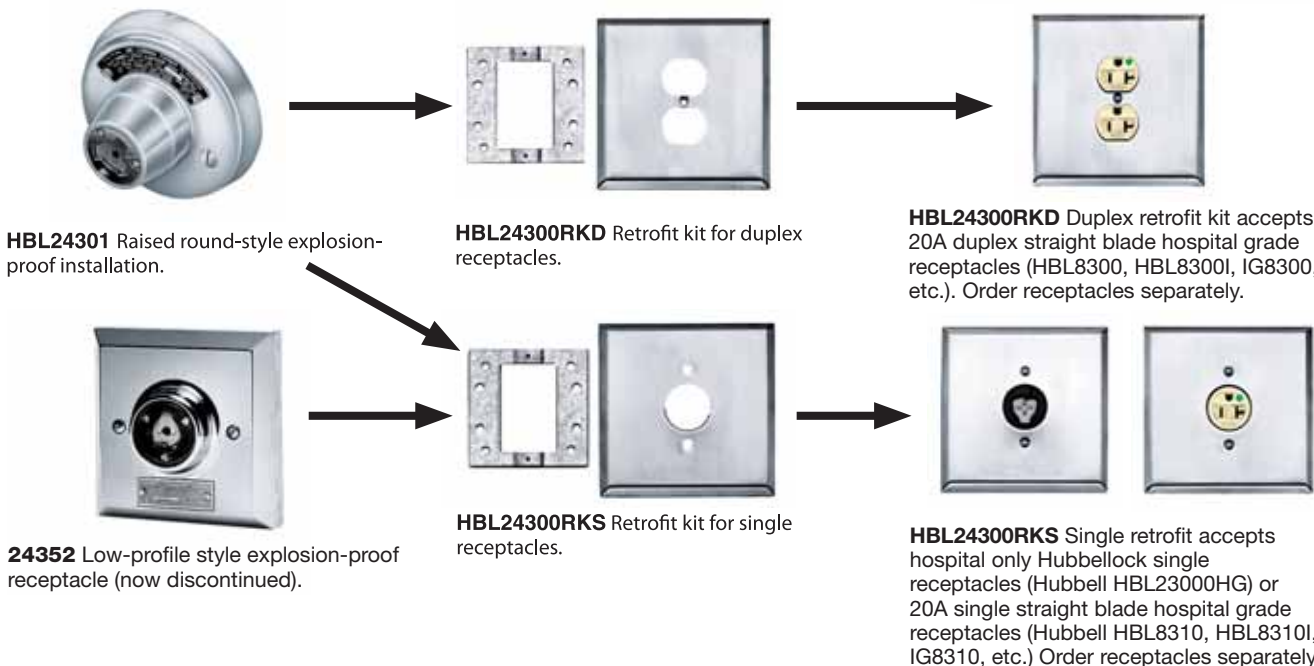
Hazardous to Non-hazardous Location Receptacle Conversion Kits

Conversion kits for replacement of explosion proof receptacles listed above, with non-explosion proof receptacles, in the hospital areas formerly classified as hazardous locations and now classified non-hazardous locations due to the change from flammable anesthetizing gases to nonflammable anesthetizing gases.

For Conversion To:	Catalog Numbers
20A, 125V, duplex receptacle (Hubbell HBL830 Series). Includes adapter ring and stainless steel wall plate for duplex receptacle (receptacle not included).	HBL24300RKD
20A, 125V, Hospital Hubbelock receptacle (Hubbell HBL23000HG) or 20A, 125V, straight blade single receptacle (Hubbell HBL8310 series). Includes adapter ring and stainless wall plate for single receptacle (receptacle not included).	HBL24300RKS



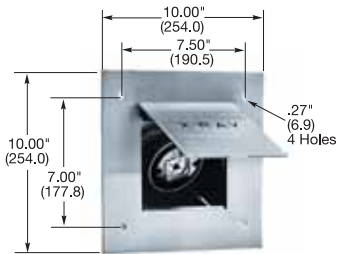
HBL24312



Hospital Products

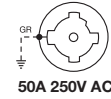
Hubbell® Mobile X-Ray Devices

50 and 60 Ampere, 250 Volts AC
2 Pole, 3 Wire Grounding

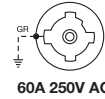


HBL25605

IP30
SUITABILITY



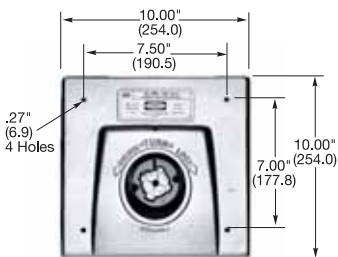
50A 250V AC



60A 250V AC

Mobile X-Ray Receptacles

Description	Catalog Numbers	
Receptacle with stainless steel plate assembly.	HBL25505	HBL25605
Receptacle with cast aluminum plate assembly.	HBL25503	HBL25603
Replacement receptacle interior.	-	IN16494



HBL25603



50A 250V AC



60A 250V AC

Mobile X-Ray Plugs

Description	Catalog Numbers	
Plug, with epoxy kit, less cord clamp.	HBL25515	HBL25615
Plug, with cord clamp, less epoxy kit.	HBL25525	HBL25625

Notes: Cord clamp range of plugs with cord clamps .830" to 1.3" (21.1 to 33.0).
50A plugs fit 50A or 60A receptacles.




HBL25515



HBL25615

Accessory

Description	Catalog Numbers
Box stamped steel 8" x 8" x 4" (203.2 x 203.2 x 101.6), accommodates 50A and 60A mobile X-ray receptacles. Knockout sizes 1¼", 1½" and 2".	HBL25509



HBL25509

Hospital Products

Technical Information



HBL8200GY

Hospital Grade Straight Blade Duplex Receptacles

Specifications

Receptacle	Part	Description
Typical Specifications—Catalog No. HBL8200.	Receptacle	15A
Manufacturer's Identification—Hubbell HBL8200 Receptacle.	Top	Thermoplastic Polyester
Description—Hospital Grade Straight Blade Duplex Receptacle.	Base	RTP*
Type—2 Pole, 3 Wire Grounding.	Bypass Power Contacts	.04" (1.0) Brass-Ni Plated
Rating—15A, 125V.	Clamping Plate	.03" (.8) Brass-Ni Plated
Certification—UL Listed.	Mounting Strap	.05" (1.3) Brass-Ni Plated
Fed Spec WC596, Hospital Grade, Meets	Terminal Screws	#10 Silicon Bronze
NEMA and WD-6 Requirements	Grounding Screw	(Green) Silicon Bronze
Listed to UL Standard 498,	Center Assembly Rivet	Silicon Bronze
Certified to CSA, C22.2, No. 42	Auto. Grd. Clip	Stainless Steel
where applicable.	Flat Hd. Mtg. Screws	Stainless Steel

Performance

Electrical

Dielectric Voltage	Withstands 2000V AC Minimum.
Max. Working Voltage	125V or 250V as rated.
Current Interrupting	Certified for current interrupting at full rated current.
Temperature Rise	Max 30°C temperature rise at full rated current after 100 cycles of overload at 150% of rated voltage DC.

Mechanical

Terminal Identification	Terminals identified in accordance with UL 498 (Brass, White, Green).
Terminal Accommodation	#14-#10 AWG stranded or solid copper conductor only.
Product Identification	Ratings are a permanent part of the device.

Environmental-Material

Flammability	UL 94V-0 and UL 94-5 VA.
Operating Temperatures	Maximum continuous 75°C, minimum -40°C (w/o impact).

Notes: *Reinforced Thermoplastic Polyester
Ni=Nickel

Hospital Products

Technical Information



SNAP8300I

Hospital Grade SNAPConnect™ Receptacles

Specifications

Terminal	Contact	Terminal Body	Wire
SNAP6R1	Brass	Clear Polycarbonate	Solid #12 AWG THHN/THWN-2 600V, T90 Nylon FT-1, PVC 90C (min).
SNAP6R2	Brass	Clear Polycarbonate	Stranded #12 AWG THHN/THWN-2 600V, T90 Nylon FT-1, PVC 90C (min).

Receptacle	Part	Description
Typical Specification – Catalog No. SNAP8300I.	Receptacle	20A
Manufacturer's Identification – Hubbell SNAP8300I.	Top	Nylon
Description – Straight Blade Duplex Receptacle.	Base	Nylon
Type – 2 Pole, 3 Wire, Grounding.	Triple Wipe Power Contacts	Brass
Rating – 20A, 125V.	Mounting Strap	Brass (on Hospital Grade)
Certification – UL Listed to UL 498.	Automatic Grounding Clip	Stainless Steel
Fed. Spec. WC596, Certified to CSA 22.2, No. 42.	Flat Head Mounting Screws	Steel-Zinc Plated/Self Tapping

Performance

Electrical

Dielectric Voltage	Withstands 2,000V minimum.
Max. Working Voltage	125V as rated.
Current Interrupting	Receptacle certified for current interrupting at full rated current with equivalently rated NEMA plug.
Temperature Rise	Max 30°C temperature rise at full rated current after 100 cycles of overload at 150% of rated DC current.

Mechanical

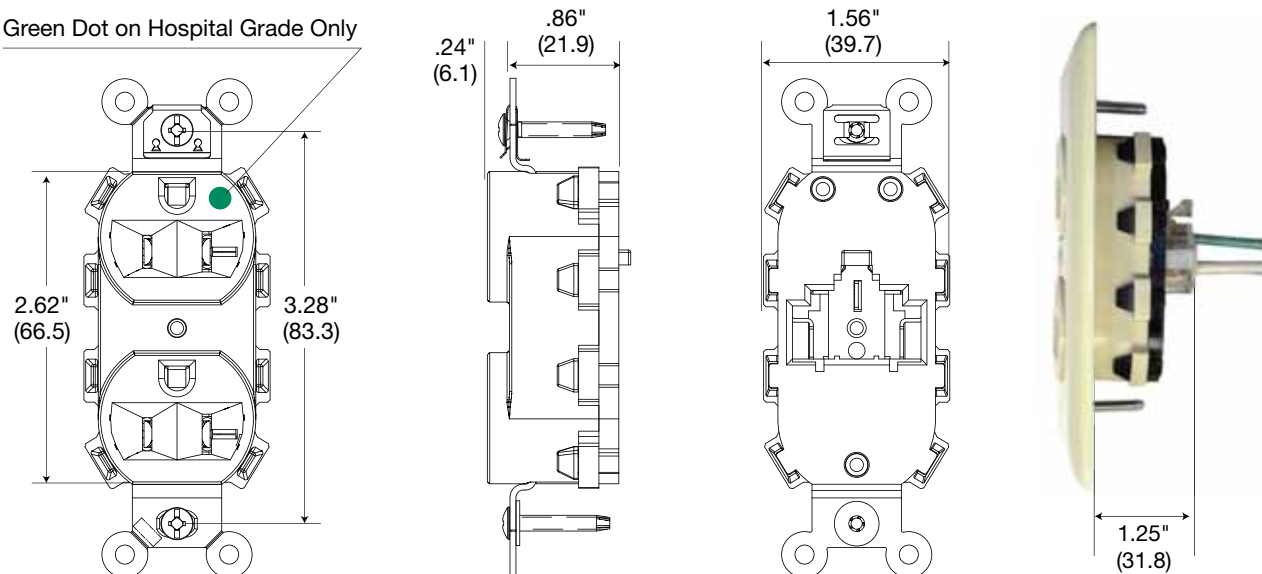
Terminal Wire Leads Identification	Terminal wire leads identified in accordance with UL 498 (Black, White, Green).
Product Identification	Ratings are a permanent part of the device.

Environmental – Material

Flammability	UL 94V-2.
Operating Temperatures	Maximum continuous 75°C; minimum -40°C (without impact).

Dimensions

Green Dot on Hospital Grade Only



Hospital Products

Technical Information



HBL8215C



HBL8219C

Hospital Grade Insulgrip® Plugs and Connectors

Specifications

Plug	Part	Description
Typical Specification—Catalog No. HBL8215C.	Plug	15A
Manufacturer's Identification—Hubbell HBL8215C Plug.	Blade Holder	Nylon—Natural
Description—Hospital Grade Straight Blade Plug.	Housing	Nylon—Black
Type—2 Pole, 3 Wire Grounding.	Retainer	Polycarbonate—Clear
Rating— 15A, 125V.	Cord Clamp	Nylon—Natural
Certification—UL Listed, CSA Certified.	Contact Blades	.06" (1.5) Brass
UL Verified to Fed. Spec. W-C 596.	Ground Contact Blade	.04" (1.0) Copper Alloy
IP Suitability—IP20.	Line Terminal Screws	#8-32 Brass, Multiple Drive
	Ground Screw	#8-32 Brass, Multiple Drive (Green)
	Wire Clamps	.08" (2.0) Steel—Nickel Finish
Connector	Part	Description
Typical Specification—Catalog No. HBL8219.	Connector	15A
Manufacturer's Identification—Hubbell HBL8219C Connector.	Contact Holder	Nylon—Natural
Description—Hospital Grade Straight Blade Connector Body.	Housing	Nylon—Black
Type—2 Pole, 3 Wire Grounding.	Retainer	Polycarbonate—Clear
Rating—15A, 125V.	Cord Clamp	Nylon—Natural
Certification—UL Listed, CSA Certified.	Contacts	.04" (1.0) Copper Alloy
UL Verified to Fed. Spec. W-C 596.	Line Terminal Screws	#8-32 Brass, Multiple Drive
IP Suitability—IP20.	Ground Screw	#8-32 Brass, Multiple Drive (Green)
	Wire Clamps	.08" (2.0) Steel—Nickel Finish

Performance

Electrical

Dielectric Voltage	Withstands 2000V AC minimum.
Max. Working Voltage	125V or 250V as rated.
Current Interrupting	Certified for current interrupting at full rated current.
Temperature Rise	Max 30°C temperature rise at full rated current after 100 cycles of overload at 150% of rated voltage DC.

Mechanical

Terminal Identification	Terminals identified in accordance with UL and CSA (Brass, White, Green).
Terminal Accomodation	#18-10 AWG.
Product Identification	Ratings are a permanent part of the device.
Torque Range	Cord clamp/terminal screws 9 to 12 in-lbs.
Cord Diameter Range	.230"-.720" (5.8-18.3) Integral cor grip.

Environmental-Material

Flammability	UL 94HB or better.
Operating Temperatures	Maximum continuous 75°C, minimum—40°C (w/o impact)

Please consult the factory for product dimensions and specifications for other products listed in this catalog.

Section K Wallplates

Index

Product	Page
Features and Benefits	K-2
Toggle Switch Wallplates	K-4
Duplex and Single Receptacle Wallplates	K-5
Single Receptacle Wallplates	K-6
Blank Wallplates	K-7
347 Volt Wallplates	K-8
Decorator Wallplates	K-9
Combination Wallplates, 2-Gang	K-10
Combination Wallplates, 3-Gang	K-12
Combination Wallplates, 4- and 5-Gang	K-13
Toggle Snap-On Wallplates	K-14
Decorator Snap-On Wallplates	K-15
Telephone and Coaxial Outlet Plates	K-16
Coaxial and Twinaxial “D” Outlet Plates	K-17
Miscellaneous Combinations, RS232, Data and Voice	K-18
Jumbo, Metal Wallplates	K-19
Pre-marked “EMERGENCY” Wallplates	K-20
Pre-marked “ISOLATED GROUND” or “COMPUTER ONLY” Wallplates	K-21
Security Wallplates	K-22
Accessories and Selection Charts	K-23
Weatherproof Plates for Receptacles	K-24
Weatherproof Plates for Receptacles and Switches	K-25
Weatherproof Lift Covers	K-26
Weatherproof Switch Plates, Covers and Locking Covers	K-27
Heavy Duty Weatherproof Covers	K-28
Weatherproof Covers	K-29
While-In-Use Weatherproof Covers	K-30
Screws and Accessories	K-32
Technical Information	K-33
Wallplate Dimensions	K-34
Custom Metal Wallplates	K-35

Features and Benefits



Nylon Wallplates



Metal Wallplates



Weather Resistant Covers



Wallplates Features and Benefits



Hubbell offers a wide variety of configurations, sizes, and finishes in both metal and nylon wallplates for use in industrial, institutional, commercial, and residential applications. We offer finishes in nylon, aluminum, brass, brass plated, chrome, and stainless steel.

We have totally redesigned and expanded our line of nylon wallplates featuring larger standard sized wallplates to give extra coverage to hide rough box opening, improved aesthetics, greater strength, impact resistance, along with excellent cleanability in all different types of environments.

Nylon

- Standard size is 1/8 inch larger to give you extra coverage to hide rough box openings. Also available in mid-size and pre-marked.
- Curved corners for improved aesthetics, for use in any application.
- Reinforcement ribs for extra strength.
- Captive screw feature holds mounting screw in place for quick and easy installation.
- High-impact, self-extinguishing nylon material, which is virtually unbreakable.
- Smooth, easy to clean finish is highly resistant to solvents and cleaning solutions, providing long life in the harshest environments.
- Non-conductive material.

Smooth Metal 302/304 Super Stainless Steel (18.0% Chromium, 8.0% Nickel)

- Non-magnetic for static-free requirements.
- Corrosion resistant for use in Commercial, Institutional, Hospital and Industrial applications.
- Satin finish hides fingerprint marks.
- Each plate is shipped with a special protective film to protect plates during installation.
- Available in pre-marked and jumbo sizes.
- Matching stainless steel screws included.

Smooth Solid Brass

- Provides a plush appearance and durability of metal.
- Finish is coated to inhibit oxidation.

Anodized Aluminum

- Non-magnetic and corrosion resistance for a wide range of applications.
- Finish is coated to inhibit oxidation.

Metallic Plated Steel

- Available in either chrome or brass finishes.

Custom Metal Wallplates

Hubbell offers 40 custom configurations from 2-gang to 8-gang, in five different metal finishes. These custom openings can be configured in any combination to meet your specific requirements.

Wallplates


Features and Benefits

Nylon wallplates are designed for durability and easy cleaning. Hubbell's standard sized wallplates are 1/8 inch larger to give you that extra coverage to hide rough box openings. The depth is 1/4 inch so that it will comfortably fit over the device even on imperfect installations or on retrofit work.

Nylon Wallplates




Nylon Pre-Marked Wallplates

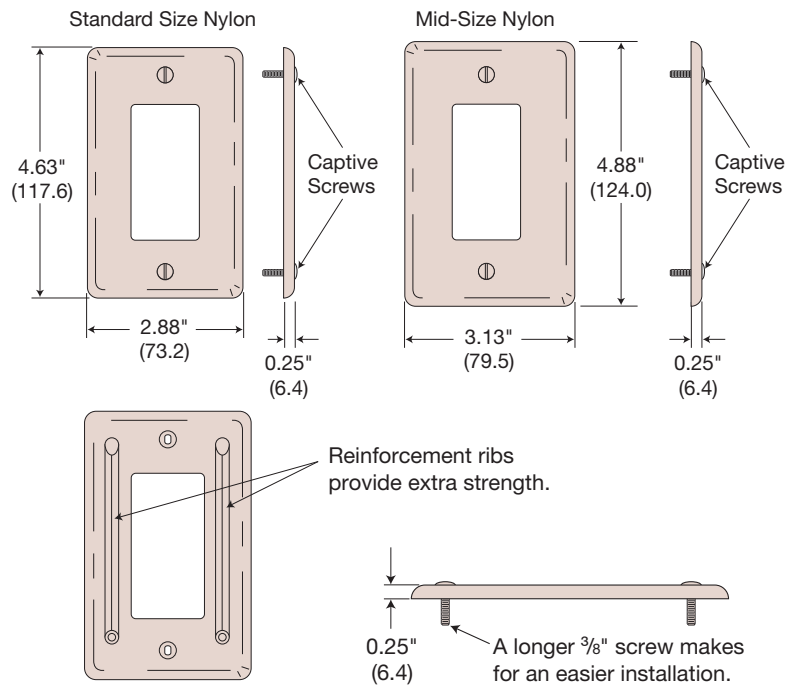


Metal Wallplates

Pre-Marked



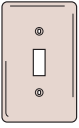

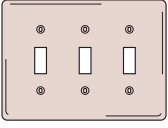
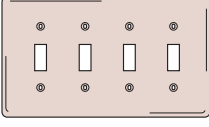

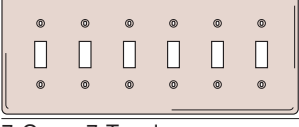
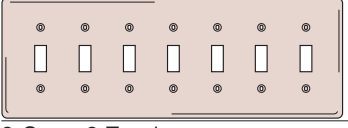
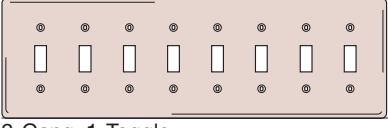

Nylon Wallplate Dimensions



Wallplates

Toggle Switch Wallplates

Toggle Switch Wallplates

Description	Color	Nylon Standard	Nylon Mid-Size	Material	Metal Catalog Numbers	
 1-Gang, 1-Toggle	Almond	NP1AL	NPJ1AL	Aluminum	SA1	
	Black	NP1BK	NPJ1BK	Brass	SB1	
	Brown	NP1	NPJ1	Brass Plated	SBP1	
	Gray	NP1GY	NPJ1GY	Chrome	SCH1	
	Ivory	NP1I	NPJ1I	Stainless Steel	SS1	
	Light Almond	NP1LA	NPJ1LA	S/S Beveled	97071	
	Office White	NP1OW	NPJ1OW	Steel, Almond*	SP1AL	
	Red	NP1R	NPJ1R	Steel, Gray*	SP1G	
	White	NP1W	NPJ1W			
	 2-Gang, 2-Toggle	Almond	NP2AL	NPJ2AL	Aluminum	SA2
Black		NP2BK	NPJ2BK	Brass	SB2	
Brown		NP2	NPJ2	Brass Plated	SBP2	
Gray		NP2GY	NPJ2GY	Chrome	SCH2	
Ivory		NP2I	NPJ2I	Stainless Steel	SS2	
Light Almond		NP2LA	NPJ2LA	Steel, Almond*	SP2AL	
Office White		NP2OW	NPJ2OW	Steel, Gray*	SP2G	
Red		NP2R	NPJ2R			
White		NP2W	NPJ2W			
 3-Gang, 3-Toggle		Almond	NP3AL	NPJ3AL	Aluminum	①
	Black	NP3BK	NPJ3BK	Brass	SB3	
	Brown	NP3	NPJ3	Brass Plated	SBP3	
	Gray	NP3GY	NPJ3GY	Chrome	SCH3	
	Ivory	NP3I	NPJ3I	Stainless Steel	SS3	
	Light Almond	NP3LA	NPJ3LA	Steel, Almond*	SP3AL	
	Office White	NP3OW	NPJ3OW			
	Red	-	NPJ3R			
	White	NP3W	NPJ3W			
	 4-Gang, 4-Toggle	Almond	NP4AL	NPJ4AL	Aluminum	①
Black		NP4BK	NPJ4BK	Brass	SB4	
Brown		NP4	NPJ4	Brass Plated	SBP4	
Gray		NP4GY	NPJ4GY	Chrome	①	
Ivory		NP4I	NPJ4I	Stainless Steel	SS4	
Light Almond		NP4LA	NPJ4LA	Steel, Almond*	SP4AL	
Office White		NP4OW	NPJ4OW			
White		NP4W	NPJ4W			
 5-Gang, 5-Toggle		Almond	NP5AL	-	Aluminum	①
		Black	NP5BK	-	Brass	SB5
	Brown	NP5	-	Brass Plated	①	
	Gray	NP5GY	-	Chrome	①	
	Ivory	NP5I	-	Stainless Steel	SS5	
	Light Almond	NP5LA	-	Steel, Almond*	SP5AL	
	White	NP5W	-			
	 6-Gang, 6-Toggle	Almond	NP6AL	-	Aluminum	①
		Brown	NP6	-	Brass	SB6
		Gray	NP6GY	-	Brass Plated	①
Ivory		NP6I	-	Chrome	①	
Light Almond		NP6LA	-	Stainless Steel	SS6	
White		NP6W	-	Steel, Almond*	SP6AL	
 7-Gang, 7-Toggle		Almond	-	-	Aluminum	①
		Brown	-	-	Brass	①
		Gray	-	-	Brass Plated	①
		Ivory	-	-	Chrome	①
	White	-	-	Stainless Steel	SS607	
	 8-Gang, 8-Toggle	Almond	-	-	Aluminum	①
Brown		-	-	Brass	①	
Gray		-	-	Brass Plated	①	
Ivory		-	-	Chrome	①	
White		-	-	Stainless Steel	SS608	
 2-Gang, 1-Toggle		Almond	-	-	Aluminum	-
	Brown	-	-	Brass	-	
	Gray	-	-	Brass Plated	-	
	Ivory	-	-	Chrome	-	
	White	-	-	Stainless Steel	SS740	

Notes: All standard and mid-size nylon wallplates feature pre-inserted captive screws for faster assembly, up to 6-gang.

① Available as a custom wallplate. See pages K-35 to K-40. Consult custom wallplates section for additional openings and combinations.

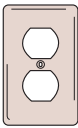
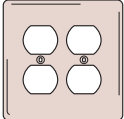
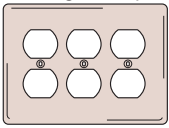
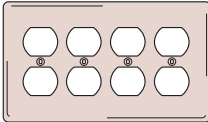
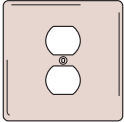
* Powder coat paint finish.

Wallplates

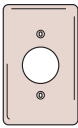
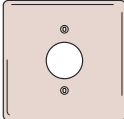
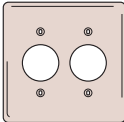
Duplex and Single Receptacle Wallplates



Duplex Receptacle Wallplates

Description	Color	Nylon Standard	Nylon Mid-Size	Material	Metal Catalog Numbers
1-Gang, 1-Duplex 	Almond Black Brown Gray Ivory Light Almond Office White Orange Red White	NP8AL NP8BK NP8 NP8GY NP8I NP8LA NP8OW NP8OR NP8R NP8W	NPJ8AL NPJ8BK NPJ8 NPJ8GY NPJ8I NPJ8LA NPJ8OW - NPJ8R NPJ8W	Aluminum Brass Brass Plated Chrome Stainless Steel S/S Beveled Steel, Almond* Steel, Gray*	SA8 SB8 SBP8 SCH8 SS8 97101 SP8AL SP8G
2-Gang, 2-Duplex 	Almond Black Brown Gray Ivory Light Almond Office White Orange Red White	NP82AL NP82BK NP82 NP82GY NP82I NP82LA NP82OW NP82OR NP82R NP82W	NPJ82AL NPJ82BK NPJ82 NPJ82GY NPJ82I NPJ82LA NPJ82OW - NPJ82R NPJ82W	Aluminum Brass Brass Plated Chrome Stainless Steel Steel, Almond* Steel, Gray*	SA82 SB82 SBP82 SCH82 SS82 SP82AL SP82G
3-Gang, 3-Duplex 	Almond Black Brown Gray Ivory White	NP83AL NP83BK NP83 NP83GY NP83I NP83W	- - - - - -	Aluminum Brass Brass Plated Chrome Stainless Steel Steel, Almond*	① ① ① ① SS83 SP83AL
4-Gang, 4-Duplex 	Almond Black Brown Gray Ivory White	NP84AL NP84BK NP84 NP84GY NP84I NP84W	- - - - - -	Aluminum Brass Brass Plated Chrome Stainless Steel	① ① ① ① SS84
2-Gang, 1-Duplex 	- - -	- - -	- - -	Brass Brass Plated Chrome Stainless Steel	- - - SS748

Single 15/20A Straight Blade or 15A Twist-Lock® Receptacle Wallplates

Description	Color	Nylon Standard	Nylon Mid-Size	Material	Metal Catalog Numbers
1-Gang, 1-Single 1.40 in. (35.6) Dia. Hole 	Almond Black Brown Gray Ivory Light Almond Office White Red White	NP7AL NP7BK NP7 NP7GY NP7I NP7LA NP7OW NP7R NP7W	NPJ7AL NPJ7BK NPJ7 NPJ7GY NPJ7I NPJ7LA NPJ7OW NPJ7R NPJ7W	Aluminum Brass Brass Plated Chrome Stainless Steel Steel, Almond* Steel, Gray*	SA7 SB7 SBP7 SCH7 SS7 SP7AL SP7G
2-Gang, 1-Single 1.40 in. (35.6) Dia. Hole 	- - - -	- - - -	- - - -	Aluminum Brass Brass Plated Chrome Stainless Steel	- - - - SS747
2-Gang, 2-Single 1.40 in. (35.6) Dia. Hole 	- - - -	- - - -	- - - -	Aluminum Brass Brass Plated Chrome Stainless Steel	① ① ① ① SS72

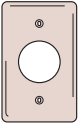

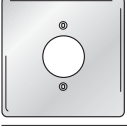
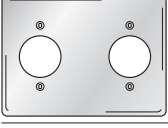
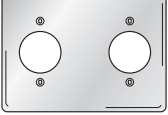
Notes: All standard and mid-size nylon wallplates feature pre-inserted captive screws for faster assembly, up to 6-gang.
 ① Available as a custom wallplate. See pages K-35 to K-40. Consult custom wallplates section for additional openings and combinations.
 * Powder coat paint finish.



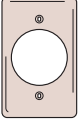
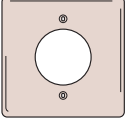
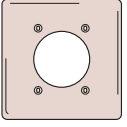
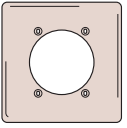
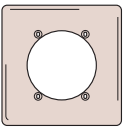
Wallplates

Single Receptacle Wallplates

Single 20/30A Twist-Lock® Receptacle Wallplates

Description	Color	Nylon Standard	Nylon Mid-Size	Material	Metal Catalog Numbers
 1-Gang, 1-Single 1.60 in. (40.6) Dia. Hole	Almond	NP720AL	-	Aluminum	SA720
	Black	NP720BK	-	Brass	SB720
	Brown	NP720	-	Brass Plated	①
	Gray	NP720GY	-	Chrome	①
	Ivory	NP720I	-	Stainless Steel	SS720
	Office White	NP720OW	-		
	Red	NP720R	-		
	White	NP720W	-		
 1-Gang, 1-Single 1.70 in. (43.2) Dia. Hole	-	-	-	Aluminum	-
	-	-	-	Brass	-
	-	-	-	Brass Plated	-
	-	-	-	Chrome	-
	-	-	-	Stainless Steel	SS725
 2-Gang, 1-Single 1.60 in. (40.6) Dia. Hole	-	-	-	Aluminum	-
	-	-	-	Brass	-
	-	-	-	Brass Plated	-
	-	-	-	Chrome	-
	-	-	-	Stainless Steel	SS749
 3-Gang, 2-Single 1.60 in. (40.6) Dia. Hole	-	-	-	Aluminum	-
	-	-	-	Brass	-
	-	-	-	Brass Plated	-
	-	-	-	Chrome	-
	-	-	-	Stainless Steel	SS320
 3-Gang, 2-Single 1.70 in. (43.2) Dia. Hole	-	-	-	Aluminum	-
	-	-	-	Brass	-
	-	-	-	Brass Plated	-
	-	-	-	Chrome	-
	-	-	-	Stainless Steel	SS330

Single Receptacle Wallplates

Description	Color	Nylon Standard	Nylon Mid-Size	Material	Metal Catalog Numbers
 1-Gang, 1-Single 2.15 in. (54.6) Dia. Hole	Almond	NP724AL	NPJ724AL	Aluminum	SA723
	Black	NP724BK	NPJ724BK	Brass	①
	Brown	NP724	NPJ724	Brass Plated	①
	Gray	NP724GY	NPJ724GY	Chrome	SCH723
	Ivory	NP724I	NPJ724I	Stainless Steel	SS723
	White	NP724W	NPJ724W		
 2-Gang, 1-Single 2.15 in. (54.6) Dia. Hole	-	-	-	Aluminum	-
	-	-	-	Brass	-
	-	-	-	Brass Plated	-
	-	-	-	Chrome	SCH702
	-	-	-	Stainless Steel	SS702
 2-Gang, 1-Single 2.15 in. (54.6) Dia. Hole	Almond	NP703AL	NPJ703AL	Aluminum	-
	Black	NP703BK	NPJ703BK	Brass	-
	Brown	NP703	NPJ703	Brass Plated	-
	Gray	NP703GY	NPJ703GY	Chrome	-
	Ivory	NP703I	NPJ703I	Stainless Steel	SS703
	White	NP703W	NPJ703W		
 2-Gang, 1-Single 2.48 in. (63.0) Dia. Hole	-	-	-	Aluminum	-
	-	-	-	Brass	-
	-	-	-	Brass Plated	-
	-	-	-	Chrome	-
	-	-	-	Stainless Steel	SS701
 2-Gang, 1-Single 2.66 in. (67.6) Dia. Hole	-	-	-	Aluminum	-
	-	-	-	Brass	-
	-	-	-	Brass Plated	-
	-	-	-	Chrome	-
	-	-	-	Stainless Steel	SS716

Notes: All standard and mid-size nylon wallplates feature pre-inserted captive screws for faster assembly, up to 6-gang.


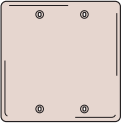
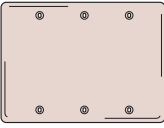
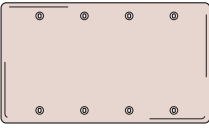
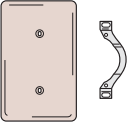
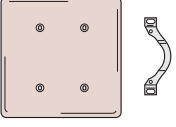
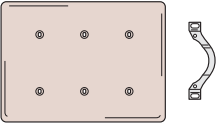
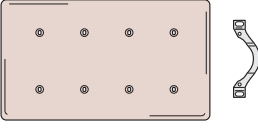
① Available as a custom wallplate. See pages K-35 to K-40. Consult custom wallplates section for additional openings and combinations.

Wallplates

Blank Wallplates



Blank Wallplates, Box Mount and Strap Mount

Description	Color	Nylon Standard	Nylon Mid-Size	Material	Metal Catalog Numbers
 1-Gang, 1-Blank, Box Mount	Almond Black Brown Gray Ivory Light Almond Office White White	NP13AL NP13BK NP13 NP13GY NP13I NP13LA NP13OW NP13W	NPJ13AL NPJ13BK NPJ13 NPJ13GY NPJ13I NPJ13LA NPJ13OW NPJ13W	Aluminum Brass Brass Plated Chrome Stainless Steel Steel, Almond* Steel, Gray*	SA13A SB13 SBP13 SCH13 SS13 SP14BAL SP14BG
 2-Gang, 2-Blank, Box Mount	Almond Black Brown Gray Ivory Light Almond Office White White	NP23AL NP23BK NP23 NP23GY NP23I NP23LA NP23OW NP23W	NPJ23AL - NPJ23 - NPJ23I NPJ23LA NPJ23OW NPJ23W	Aluminum Brass Brass Plated Chrome Stainless Steel Steel, Almond* Steel, Gray*	SA23 SB23 ① SCH23 SS23 SP24BAL SP24BG
 3-Gang, 3-Blank, Box Mount	Almond Brown Ivory White	NP33AL NP33 NP33I NP33W	- - - -	Aluminum Brass Brass Plated Chrome Stainless Steel Steel, Almond*	① ① ① ① SS33 SP34BAL
 4-Gang, 4-Blank, Box Mount	Almond Brown Ivory White	NP43AL NP43 NP43I NP43W	- - - -	Aluminum Brass Brass Plated Chrome Stainless Steel	① ① ① ① SS43
 1-Gang, 1-Blank, Strap Mount	Almond Black Brown Gray Ivory Office White Red White	NP14AL NP14BK NP14 NP14GY NP14I NP14OW NP14R NP14W	- - - - - - -	Aluminum Brass Brass Plated Chrome Stainless Steel Steel, Almond* Steel, Gray*	① SB14 ① ① SS14 SP14AL SP14G
 2-Gang, 2-Blank, Strap Mount	Almond Black Brown Gray Ivory Office White Red White	NP24AL NP24BK NP24 NP24GY NP24I NP24OW NP24R NP24W	- - - - - - -	Aluminum Brass Brass Plated Chrome Stainless Steel Steel, Almond* Steel, Gray*	① ① ① ① SS24 SP24AL SP24G
 3-Gang, 3-Blank, Strap Mount	Almond Brown Ivory White	NP34AL NP34 NP34I NP34W	- - - -	Aluminum Brass Brass Plated Chrome Stainless Steel Steel, Almond*	① ① ① ① SS34 SP34AL
 4-Gang, 4-Blank, Strap Mount	Almond Brown Ivory White	NP44AL NP44 NP44I NP44W	- - - -	Aluminum Brass Brass Plated Chrome Stainless Steel	① ① ① ① SS44







Notes: All standard and mid-size nylon wallplates feature pre-inserted captive screws for faster assembly, up to 6-gang.
 ① Available as a custom wallplate. See pages K-35 to K-40. Consult custom wallplates section for additional openings and combinations.
 * Powder coat paint finish.



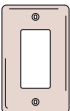
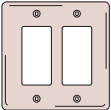
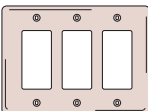
Wallplates

347 Volt Wallplates

347 Volt Toggle Wallplates with 2.25" (57.2) Spacing Between Gangs, Stamped "347V"

Description	Color	Nylon Catalog Numbers	Material	Metal Catalog Numbers
1-Gang, 1-Toggle 2.25 in. (57.2) Spacing 	- - - -	- - - -	Aluminum Brass Brass Plated Chrome Stainless Steel	- - - - SS1C
2-Gang, 2-Toggle 2.25 in. (57.2) Spacing 	- - - -	- - - -	Aluminum Brass Brass Plated Chrome Stainless Steel	- - - - SS2C
3-Gang, 3-Toggle 2.25 in. (57.2) Spacing 	- - - -	- - - -	Aluminum Brass Brass Plated Chrome Stainless Steel	- - - - SS3C
4-Gang, 4-Toggle 2.25 in. (57.2) Spacing 	- - - -	- - - -	Aluminum Brass Brass Plated Chrome Stainless Steel	- - - - SS4C
5-Gang, 5-Toggle 2.25 in. (57.2) Spacing 	- - - -	- - - -	Aluminum Brass Brass Plated Chrome Stainless Steel	- - - - SS5C
6-Gang, 6-Toggle 2.25 in. (57.2) Spacing 	- - - -	- - - -	Aluminum Brass Brass Plated Chrome Stainless Steel	- - - - SS6C

347 Volt Decorator Wallplates

Description	Color	Nylon Catalog Numbers	Material	Metal Catalog Numbers
1-Gang, 1-Decorator 	Black Gray Ivory White	HPS1347BK HPS1347GY HPS1347I HPS1347W	Aluminum Brass Brass Plated Chrome Stainless Steel	- - - - -
2-Gang, 2-Decorator 	Black Gray Ivory White	HPS2347BK HPS2347GY HPS2347I HPS2347W	Aluminum Brass Brass Plated Chrome Stainless Steel	- - - - -
3-Gang, 3-Decorator 	Ivory White	HPS3347I HPS3347W	Aluminum Brass Brass Plated Chrome Stainless Steel	- - - - -

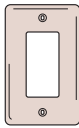
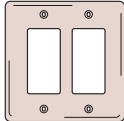
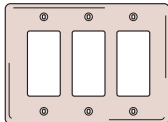
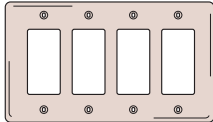
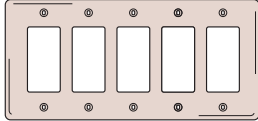
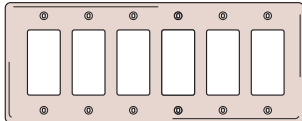
Note: All standard and mid-size nylon wallplates feature pre-inserted captive screws for faster assembly, up to 6-gang.

Wallplates

Decorator Wallplates



GFCI, Surge Receptacles and Style Line® Device Wallplates

Description	Color	Nylon Standard	Nylon Mid-Size	Material	Metal Catalog Numbers	
 1-Gang, 1-Decorator	Almond	NP26AL	NPJ26AL	Aluminum	①	
	Black	NP26BK	NPJ26BK	Brass	SB26	
	Blue	-	NPJ26BL	Brass Plated	SBP26	
	Brown	NP26	NPJ26	Chrome	SCH26	
	Gray	NP26GY	NPJ26GY	Stainless Steel	SS26	
	Ivory	NP26I	NPJ26I	Steel, Almond*	PHPS1AL	
	Light Almond	NP26LA	NPJ26LA	Steel, Gray*	PHPS1G	
	Office White	NP26OW	NPJ26OW			
	Red	NP26R	NPJ26R			
	White	NP26W	NPJ26W			
	 2-Gang, 2-Decorator	Almond	NP262AL	NPJ262AL	Aluminum	①
		Black	NP262BK	NPJ262BK	Brass	SB262
Brown		NP262	NPJ262	Brass Plated	SBP262	
Gray		NP262GY	NPJ262GY	Chrome	SCH262	
Ivory		NP262I	NPJ262I	Stainless Steel	SS262	
Light Almond		NP262LA	NPJ262LA	Steel, Almond*	PHPS2AL	
Office White		NP262OW	NPJ262OW	Steel, Gray*	PHPS2G	
Red		NP262R	NPJ262R			
White		NP262W	NPJ262W			
 3-Gang, 3-Decorator		Almond	NP263AL	NPJ263AL	Aluminum	①
		Black	NP263BK	NPJ263BK	Brass	①
		Brown	NP263	NPJ263	Brass Plated	SBP263
	Gray	NP263GY	NPJ263GY	Chrome	①	
	Ivory	NP263I	NPJ263I	Stainless Steel	SS263	
	Light Almond	NP263LA	NPJ263LA	Steel, Almond*	PHPS3AL	
	Office White	NP263OW	NPJ263OW			
	Red	NP263R	NPJ263R			
	White	NP263W	NPJ263W			
	 4-Gang, 4-Decorator	Almond	NP264AL	NPJ264AL	Aluminum	①
		Black	NP264BK	NPJ264BK	Brass	①
		Brown	NP264	NPJ264	Brass Plated	①
Gray		NP264GY	NPJ264GY	Chrome	①	
Ivory		NP264I	NPJ264I	Stainless Steel	SS264	
Light Almond		NP264LA	NPJ264LA	Steel, Almond*	PHPS4AL	
Office White		NP264OW	NPJ264OW			
White		NP264W	NPJ264W			
 5-Gang, 5-Decorator		Almond	NP265AL	-	Aluminum	①
		Black	NP265BK	-	Brass	①
		Brown	NP265	-	Brass Plated	①
		Gray	NP265GY	-	Chrome	①
	Ivory	NP265I	-	Stainless Steel	SS265	
	Light Almond	NP265LA	-	Steel, Almond*	PHPS5AL	
	White	NP265W	-			
	 6-Gang, 6-Decorator	Almond	NP266AL	-	Aluminum	①
		Black	NP266BK	-	Brass	①
		Brown	NP266	-	Brass Plated	①
		Gray	NP266GY	-	Chrome	①
		Ivory	NP266I	-	Stainless Steel	SS266
Light Almond		NP266LA	-	Steel, Almond*	PHPS6AL	
White		NP266W	-			

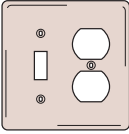
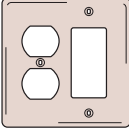
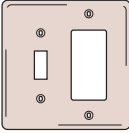
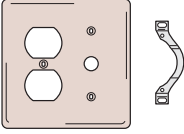
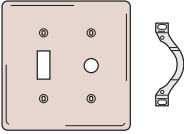
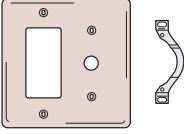
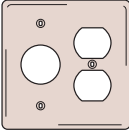
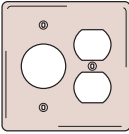
Notes: All standard and mid-size nylon wallplates feature pre-inserted captive screws for faster assembly, up to 6-gang.
 ① Available as a custom wallplate. See pages K-35 to K-40. Consult custom wallplates section for additional openings and combinations.
 * Powder coat paint finish.



Wallplates

Combination Wallplates, 2-Gang

Combination Wallplates, 2-Gang

Description	Color	Nylon Standard	Nylon Mid-Size	Material	Metal Catalog Numbers
2-Gang, 1-Toggle, 1-Duplex 	Almond Black Brown Gray Ivory Light Almond Office White Red White	NP18AL NP18BK NP18 NP18GY NP18I NP18LA NP18OW NP18R NP18W	NPJ18AL NPJ18BK NPJ18 NPJ18GY NPJ18I NPJ18LA NPJ18OW NPJ18R NPJ18W	Aluminum Brass Brass Plated Chrome Stainless Steel Steel, Almond* Steel, Gray*	① ① SBP18 SCH18 SS18 SP18AL SP18G
2-Gang, 1-Duplex, 1-Decorator 	Almond Black Brown Gray Ivory Light Almond Office White White	NP826AL NP826BK NP826 NP826GY NP826I NP826LA NP826OW NP826W	NPJ826AL NPJ826BK NPJ826 NPJ826GY NPJ826I NPJ826LA NPJ826OW NPJ826W	Aluminum Brass Brass Plated Chrome Stainless Steel	① SB826 ① ① SS826
2-Gang, 1-Toggle, 1-Decorator 	Almond Black Brown Gray Ivory Light Almond White	NP126AL NP126BK NP126 NP126GY NP126I NP126LA NP126W	NPJ126AL NPJ126BK NPJ126 NPJ126GY NPJ126I NPJ126LA NPJ126W	Aluminum Brass Brass Plated Chrome Stainless Steel Steel, Almond* Steel, Gray*	① SB126 ① ① SS126 PJS126AL PJS126G
2-Gang, 1-Duplex, 1-Telephone .406 in. (10.3) Hole Strap Mount 	Almond Black Brown Gray Ivory White	NP128AL NP128BK NP128 NP128GY NP128I NP128W	- - - - - -	Aluminum Brass Brass Plated Chrome Stainless Steel	- - - - -
2-Gang, 1-Toggle, 1-Telephone .406 in. (10.3) Hole Strap Mount 	Almond Black Brown Gray Ivory Office White White	NP112AL NP112BK NP112 NP112GY NP112I NP112OW NP112W	- - - - - - -	Aluminum Brass Brass Plated Chrome Stainless Steel	- - - - -
2-Gang, 1-Decorator, 1-Telephone .406 in. (10.3) Hole Strap Mount 	Almond Black Brown Gray Ivory White	NP1226AL NP1226BK NP1226 NP1226GY NP1226I NP1226W	- - - - - -	Aluminum Brass Brass Plated Chrome Stainless Steel	- - - - -
2-Gang, 1-Single Receptacle 1.40 in. (35.6) Hole, 1-Duplex 	Almond Brown Gray Ivory White	NP78AL NP78 NP78GY NP78I NP78W	- - - - -	Aluminum Brass Brass Plated Chrome Stainless Steel	① ① ① ① SS78
2-Gang, 1-Single Recept. 1.60 in. (40.6) Hole, 1-Duplex 	Almond Brown Ivory White	- - - -	- - - -	Aluminum Brass Brass Plated Chrome Stainless Steel	① ① ① ① SS8720

Notes: All standard and mid-size nylon wallplates feature pre-inserted captive screws for faster assembly, up to 6-gang.

① Available as a custom wallplate. See pages K-35 to K-40. Consult custom wallplates section for additional openings and combinations.

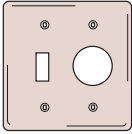
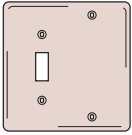
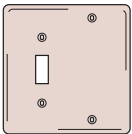
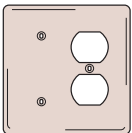
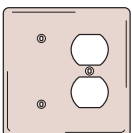
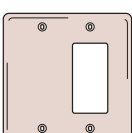
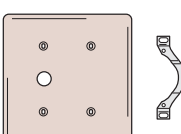
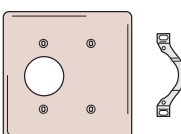
* Powder coat paint finish.

Wallplates

Combination Wallplates, 2-Gang



Combination Wallplates, 2-Gang

Description	Color	Nylon Standard	Nylon Mid-Size	Material	Metal Catalog Numbers
2-Gang, 1-Toggle, 1-Single Receptacle 1.40 in. (35.6) Hole 	Almond Black Brown Gray Ivory White	NP17AL NP17BK NP17 NP17GY NP17I NP17W	- - - - - -	Aluminum Brass Brass Plated Chrome Stainless Steel	① ① ① ① SS17
2-Gang, 1-Toggle, 1-Blank, Box Mount 	Almond Black Brown Gray Ivory Light Almond White	NP113AL NP113BK NP113 NP113GY NP113I NP113LA NP113W	NPJ113AL - NPJ113 - NPJ113I - -	Aluminum Brass Brass Plated Chrome Stainless Steel	① ① ① ① SS113
2-Gang, 1-Toggle, 1-Blank, Strap Mount 	Almond Brown Ivory Light Almond White	- - - - -	- - - - -	Aluminum Brass Brass Plated Chrome Stainless Steel	① ① ① ① SS114
2-Gang, 1-Blank, 1-Duplex, Box Mount 	Almond Black Brown Gray Ivory Light Almond White	NP138AL NP138BK NP138 NP138GY NP138I NP138LA NP138W	NPJ138AL - NPJ138 - NPJ138I - NPJ138W	Aluminum Brass Brass Plated Chrome Stainless Steel	① ① ① ① SS138
2-Gang, 1-Blank, 1-Duplex, Strap Mount 	Almond Brown Ivory White	- - - -	- - - -	Aluminum Brass Brass Plated Chrome Stainless Steel	① ① ① ① SS148
2-Gang, 1-Blank, 1-Decorator, Box Mount 	Almond Black Brown Gray Ivory Light Almond White	NP1326AL NP1326BK NP1326 NP1326GY NP1326I NP1326LA NP1326W	NPJ1326AL NPJ1326BK NPJ1326 NPJ1326GY NPJ1326I NPJ1326LA NPJ1326W	Aluminum Brass Brass Plated Chrome Stainless Steel, Strap Mount	① ① ① ① SS1426
2-Gang, 1-Telephone, .406 in. (10.3) Hole, 1-Blank, Strap Mount 	Almond Black Brown Gray Ivory White	NP1214AL NP1214BK NP1214 NP1214GY NP1214I NP1214W	- - - - - -	Aluminum Brass Brass Plated Chrome Stainless Steel	- - - - -
2-Gang, 1-Single Receptacle 1.40 in. (35.6) Hole 1-Blank, Strap Mount 	Almond Black Brown Gray Ivory White	NP147AL NP147BK NP147 NP147GY NP147I NP147W	- - - - - -	Aluminum Brass Brass Plated Chrome Stainless Steel	- - - - -

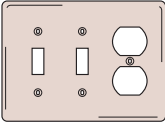
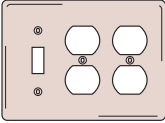
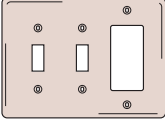
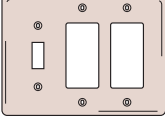
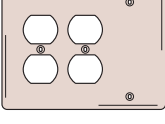
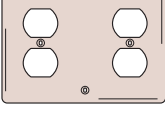
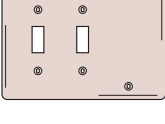
Notes: All standard and mid-size nylon wallplates feature pre-inserted captive screws for faster assembly, up to 6-gang.
① Available as a custom wallplate. See pages K-35 to K-40. Consult custom wallplates section for additional openings and combinations.



Wallplates

Combination Wallplates, 3-Gang

Combination Wallplates, 3-Gang

Description	Color	Nylon Standard	Nylon Mid-Size	Material	Metal Catalog Numbers
	Almond	NP28AL	NPJ28AL	Aluminum	①
	Black	NP28BK	-	Brass	①
	Brown	NP28	NPJ28	Brass Plated	SBP28
	Gray	NP28GY	-	Chrome	①
	Ivory	NP28I	NPJ28I	Stainless Steel	SS28
	Light Almond	NP28LA	NPJ28LA	Steel, Almond*	SP28AL
	Office White	NP28OW	-	Steel, Gray*	SP28G
	White	NP28W	NPJ28W		
	Almond	NP182AL	-	Aluminum	①
	Black	NP182BK	-	Brass	①
	Brown	NP182	-	Brass Plated	①
	Gray	NP182GY	-	Chrome	①
	Ivory	NP182I	-	Stainless Steel	SS182
	White	NP182W	-		
	Almond	NP226AL	NPJ226AL	Aluminum	①
	Black	NP226BK	NPJ226BK	Brass	①
	Brown	NP226	NPJ226	Brass Plated	①
	Gray	NP226GY	NPJ226GY	Chrome	①
	Ivory	NP226I	NPJ226I	Stainless Steel	SS226
	Light Almond	NP226LA	NPJ226LA	Steel, Gray*	PJS226G
	White	NP226W	NPJ226W		
	Almond	NP1262AL	-	Aluminum	①
	Black	NP1262BK	-	Brass	①
	Brown	NP1262	-	Brass Plated	①
	Gray	NP1262GY	-	Chrome	①
	Ivory	NP1262I	-	Stainless Steel	①
	Light Almond	NP1262LA	-		
	White	NP1262W	-		
	Almond	-	-	Aluminum	①
	Brown	-	-	Brass	①
	Ivory	-	-	Brass Plated	①
	White	-	-	Chrome	①
				Stainless Steel	SS211
	Almond	-	-	Aluminum	①
	Brown	-	-	Brass	①
	Ivory	-	-	Brass Plated	①
	White	-	-	Chrome	①
				Stainless Steel	SS8147
	Almond	-	-	Aluminum	①
	Brown	-	-	Brass	①
	Ivory	-	-	Brass Plated	①
	White	-	-	Chrome	①
				Stainless Steel	SS213

Notes: All standard and mid-size nylon wallplates feature pre-inserted captive screws for faster assembly, up to 6-gang.

① Available as a custom wallplate. See pages K-35 to K-40. Consult custom wallplates section for additional openings and combinations.

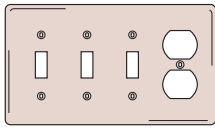
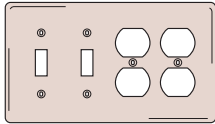
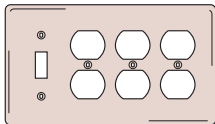
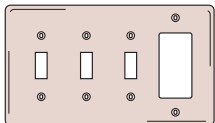
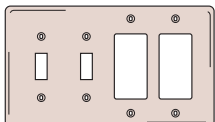
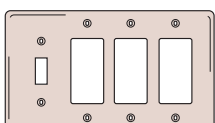
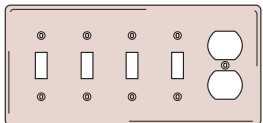
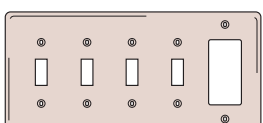
* Powder coat paint finish.

Wallplates

Combination Wallplates, 4- and 5-Gang



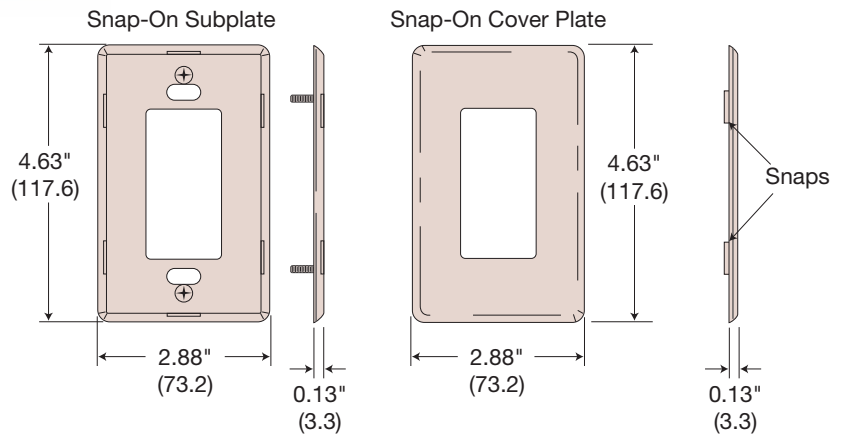
Combination Plates, 4- and 5-Gang

Description	Color	Nylon Standard	Nylon Mid-Size	Material	Metal Catalog Numbers
4-Gang, 3-Toggle, 1-Duplex 	Almond Black Brown Gray Ivory Light Almond White	NP38AL NP38BK NP38 NP38GY NP38I NP38LA NP38W	- - - - - - -	Aluminum Brass Brass Plated Chrome Stainless Steel	① ① ① ① SS38
4-Gang, 2-Toggle, 2-Duplex 	Almond Brown Ivory Light Almond White	- - - - -	- - - - -	Aluminum Brass Brass Plated Chrome Stainless Steel	① ① ① ① ①
4-Gang, 1-Toggle, 3-Duplex 	Almond Brown Ivory Light Almond White	- - - - -	- - - - -	Aluminum Brass Brass Plated Chrome Stainless Steel	① ① ① ① ①
4-Gang, 3-Toggle, 1-Decorator 	Almond Black Brown Gray Ivory Light Almond White	NP326AL NP326BK NP326 NP326GY NP326I NP326LA NP326W	- - - - - - -	Aluminum Brass Brass Plated Chrome Stainless Steel	① ① ① ① SS326
4-Gang, 2-Toggle, 2-Decorator 	Almond Black Brown Gray Ivory Light Almond White	NP2262AL NP2262BK NP2262 NP2262GY NP2262I NP2262LA NP2262W	- - - - - - -	Aluminum Brass Brass Plated Chrome Stainless Steel	① ① ① ① ①
4-Gang, 1-Toggle, 3-Decorator 	Almond Brown Ivory White	- - - -	- - - -	Aluminum Brass Brass Plated Chrome Stainless Steel	① ① ① ① ①
5-Gang, 4-Toggle, 1-Duplex 	Almond Brown Ivory White	NP48AL NP48 NP48I NP48W	- - - -	Aluminum Brass Brass Plated Chrome Stainless Steel	① ① ① ① ①
5-Gang, 4-Toggle, 1-Decorator 	Almond Brown Ivory White	- - - -	- - - -	Aluminum Brass Brass Plated Chrome Stainless Steel	① ① ① ① ①

Notes: All standard and mid-size nylon wallplates feature pre-inserted captive screws for faster assembly, up to 6-gang.

① Available as a custom wallplate. See pages K-35 to K-40. Consult custom wallplates section for additional openings and combinations.

Wallplates Toggle Snap-On Wallplates



Toggle Snap-On Wallplates

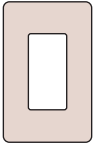
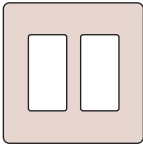
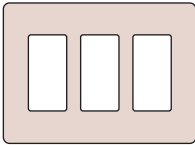
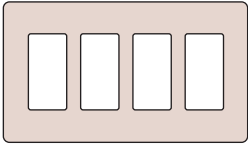
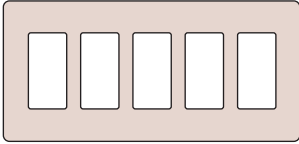
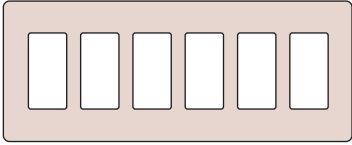
Description	Color	Catalog Numbers
Snap-On Wallplate, 1-Gang, 1-Toggle Style 	Ivory White	RFW11 RFW1W
Snap-On Wallplate, 2-Gang, 2-Toggle Style 	Ivory White	RFW21 RFW2W
Snap-On Wallplate, 3-Gang, 3-Toggle Style 	Ivory White	RFW31 RFW3W

Wallplates

Decorator Snap-On Wallplates



Decorator Snap-On Wallplates

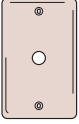
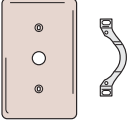
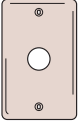
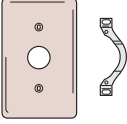
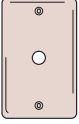
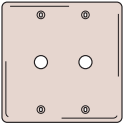
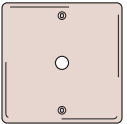
Description	Color	Catalog Numbers
Snap-On Wallplate, 1-Gang, 1-Decorator 	Almond Ivory Light Almond White	RCW1AL RCW1I RCW1LA RCW1W
Snap-On Wallplate, 2-Gang, 2-Decorator 	Almond Ivory Light Almond White	RCW2AL RCW2I RCW2LA RCW2W
Snap-On Wallplate, 3-Gang, 3-Decorator 	Almond Ivory Light Almond White	RCW3AL RCW3I RCW3LA RCW3W
Snap-On Wallplate, 4-Gang, 4-Decorator 	Almond Ivory Light Almond White	RCW4AL RCW4I RCW4LA RCW4W
Snap-On Wallplate, 5-Gang, 5-Decorator 	Almond Ivory Light Almond White	RCW5AL RCW5I RCW5LA RCW5W
Snap-On Wallplate, 6-Gang, 6-Decorator 	Almond Ivory Light Almond White	RCW6AL RCW6I RCW6LA RCW6W



Wallplates

Telephone and Coaxial Outlet Plates

Telephone and Coaxial Outlet Plates

Description	Color	Nylon Standard	Nylon Mid-Size	Material	Metal Catalog Numbers
1-Gang, 1-Tel .406 in. (10.3) Hole, Box Mount 	Almond Black Brown Gray Ivory Light Almond Red White	NP11AL NP11BK NP11 NP11GY NP11I NP11LA NP11R NP11W	NPJ11AL - NPJ11 - NPJ11I NPJ11LA - NPJ11W	Aluminum Brass Brass Plated Chrome Stainless Steel	① ① ① ① SS11*
1-Gang, 1-Tel .406 in. (10.3) Hole, Strap Mount 	Almond Black Brown Gray Ivory White	NP12AL NP12BK NP12 NP12GY NP12I NP12W	- - - - - -	Aluminum Brass Brass Plated Chrome Stainless Steel	① ① ① SCH12* SS12*
1-Gang, 1-Tel .625 in. (15.9) Hole, Box Mount 	Almond Brown Ivory White	NP737AL NP737 NP737I NP737W	- - - -	Aluminum Brass Brass Plated Chrome Stainless Steel	- - - - -
1-Gang, 1-Tel .625 in. (15.9) Hole, Strap Mount 	Almond Black Brown Gray Ivory White	NP730AL NP730BK NP730 NP730GY NP730I NP730W	- - - - - -	Aluminum Brass Brass Plated Chrome Stainless Steel	- - - - -
1-Gang, 1-Tel .38 in. (9.7) Hole, Box Mount or Strap Mount 	Almond Brown Ivory White	- - - -	- - - -	Aluminum Brass Brass Plated Chrome Stainless Steel Stainless Steel, Strap Mount	① ① ① ① SS739 SS738
2-Gang, 2-Tel .406 in. (10.3) Hole, Box Mount 	Almond Black Brown Gray Ivory White	NP21AL NP21BK NP21 NP21GY NP21I NP21W	- - - - - -	Aluminum Brass Brass Plated Chrome Stainless Steel, Strap Mount	① ① ① ① SS22*
2-Gang, 1-Tel .64 in. (16.3) Hole, Box Mount 	Almond Brown Ivory White	- - - -	- - - -	Aluminum Brass Brass Plated Chrome Stainless Steel	- - - - SS741*

Notes: All standard and mid-size nylon wallplates feature pre-inserted captive screws for faster assembly, up to 6-gang.

① Available as a custom wallplate. See pages K-35 to K-40. Consult custom wallplates section for additional openings and combinations.





* .50" (12.7) I.D. nylon bushing provided.

Wallplates

Coaxial and Twinaxial “D” Outlet Plates



1-Gang Coaxial and Twinaxial “D” Outlet Plates, Box Mount

Description	Color	Nylon Standard	Nylon Mid-Size	Material	Metal Catalog Numbers
1 “D” Hole, .51 in. (12.9) Dia., .44 in. (11.2) Flat. 	-	-	-	Aluminum Brass Brass Plated Chrome Stainless Steel	① ① ① ① SSD1422
2 “D” Hole, .51 in. (12.9) Dia., .44 in. (11.2) Flat. 	-	-	-	Aluminum Brass Brass Plated Chrome Stainless Steel	① ① ① ① SSD1423
1 “D” Hole, .58 in. (14.7) Dia., .55 in. (14.0) Flat. 	-	-	-	Aluminum Brass Brass Plated Chrome Stainless Steel	① ① ① ① SSD1428
1 “D” Hole, .76 in. (19.3) Dia., .73 in. (18.5) Flat. 	-	-	-	Aluminum Brass Brass Plated Chrome Stainless Steel	① ① ① ① SSD1430



Note: ① Available as a custom wallplate. See pages K-35 to K-40. Consult custom wallplates section for additional openings and combinations.

Wallplates






Miscellaneous Combinations, RS232, Data and Voice




Type RS232, 25 Pin Outlet Plates, Box Mount

Description	Color	Nylon Catalog Numbers	Material	Metal Catalog Numbers
1-Gang, One 25 Pin Opening. 	-	-	Aluminum	①
	-	-	Brass	①
	-	-	Brass Plated	①
	-	-	Chrome	①
	-	-	Stainless Steel	SS232
1-Gang, Two 25 Pin Openings. 	-	-	Aluminum	①
	-	-	Brass	①
	-	-	Brass Plated	①
	-	-	Chrome	①
	-	-	Stainless Steel	SS234

Data and Voice Modular Jack Outlet (RJ11 and RJ45 Type), Box Mount

Description	Color	Nylon Catalog Numbers	Material	Metal Catalog Numbers
1-Gang, One .59 in. x .76 in. (15.0 x 19.3) Opening. 	-	-	Aluminum	①
	-	-	Brass	①
	-	-	Brass Plated	①
	-	-	Chrome	①
	-	-	Stainless Steel	SST1473
1-Gang, Two .59 in. x .76 in. (15.0 x 19.3) Opening. 	-	-	Aluminum	①
	-	-	Brass	①
	-	-	Brass Plated	①
	-	-	Chrome	①
	-	-	Stainless Steel	SST1474
2-Gang, Four .59 in. x .76 in. (15.0 x 19.3) Opening. 	-	-	Aluminum	①
	-	-	Brass	①
	-	-	Brass Plated	①
	-	-	Chrome	①
	-	-	Stainless Steel	SST2474
1-Gang, One .59 in. x .82 in. (15.0 x 20.8) Opening. 	-	-	Aluminum	①
	-	-	Brass	①
	-	-	Brass Plated	①
	-	-	Chrome	①
	-	-	Stainless Steel	SST1476
1-Gang, Two .59 in. x .82 in. (15.0 x 20.8) Opening. 	-	-	Aluminum	①
	-	-	Brass	①
	-	-	Brass Plated	①
	-	-	Chrome	①
	-	-	Stainless Steel	SST1477

1-Gang Louver Plate, Box Mount

Description	Color	Nylon Catalog Numbers	Material	Metal Catalog Numbers
1-Gang, Vertical Mounted Louver. 	-	-	Aluminum	①
	-	-	Brass	SB771
	-	-	Brass Plated	SBP771
	-	-	Chrome	①
	-	-	Stainless Steel	SS771


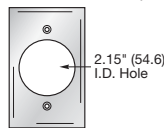





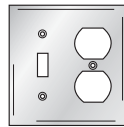



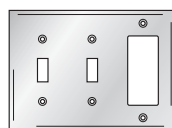
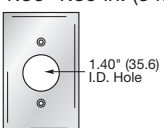
Note: ① Available as a custom wallplate. See pages K-35 to K-40. Consult custom wallplates section for additional openings and combinations.

Wallplates

Jumbo, Metal Wallplates

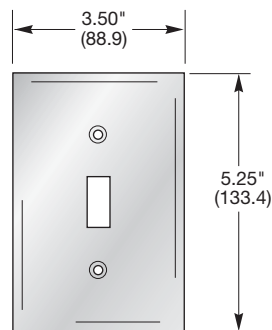


Jumbo, Smooth, Stainless Steel Type 302/304 Wallplates

Configuration	Catalog Numbers	Configuration	Catalog Numbers
1-Gang, 1 Switch. 	SSJ1	1-Gang, Single Receptacle for 2.09–2.13 in. (53.1–54.1) dia. face. 	SSJ723
2-Gang, 2 Switches. 	SSJ2	1-Gang Blank, Box Mount. 	SSJ13
1-Gang, 1 Duplex Receptacle. 	SSJ8	1-Gang, 1 Telephone Opening, .64 in. (16.3) Box Mount. 	SSJ11*
2-Gang, 2 Duplex Receptacles. 	SSJ82	2-Gang, 1 Switch, 1 Duplex. 	SSJ18
1-Gang, 1 Rectangular Device. 	SSJ26	2-Gang, 1 Switch, 1 Rectangular Device. 	SSJ126
2-Gang, 2 Rectangular Devices. 	SSJ262	3-Gang, 2 Switches, 1 Rectangular. 	SSJ226
1-Gang, 1 Single Receptacle for 1.36–1.39 in. (34.5–35.3) Dia. Face. 	SSJ7		

Notes: *.50 in. (12.7) I.D. nylon bushing provided.
Specifications are subject to change without notice.

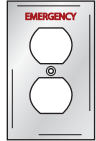
Oversize dimensions (refer to page K-34 for more details).
1-Gang, 5.25 in. x 3.50 in. (133.4 x 88.9).
2-Gang, 5.25 in. x 5.31 in. (133.4 x 134.9).
3-Gang, 5.25 in. x 7.12 in. (133.4 x 180.8).




Jumbo Wallplate

Wallplates

Pre-Marked "EMERGENCY" and Barrel Key Switch Wallplates



SS8MEV

**Stainless Steel, Type 302/304, Standard Size
Engraved Red Filled, Recessed Lettering
"EMERGENCY"**


SS82MEV

Description


1-gang, 1 duplex, vertical mount.
2-gang, 2 duplex.
1-gang, 1 switch.

Catalog Numbers

SS8MEV
SS82MEV
SS1ME



SS1ME

**Red Nylon Mid-Size
White Lettering
"EMERGENCY"**


NPJ8RMEV


Description

1-gang, 1 duplex, vertical mount.
1-gang, 1 switch.

Catalog Numbers

NPJ8RMEV
NPJ1RME

*Notes: Mid-size plate dimensions shown on page K-34.
All lettering .25 in. (6.3) high.*



NPJ1RME

Stainless Steel Barrel Key Switch Wallplates


SS12RKL

Description

1-gang, with on/off markings.
1-gang, with position markings.
2-gang, with on/off markings.
2-gang, with position markings.

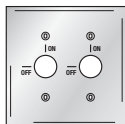
Catalog Numbers

SS12RKL
SS12RKLM
SS22RKL
SS22RKLM


*Notes: See page C-4 for barrel key switch selection.
See page K-32 for security screws and driver.*



SS12RKLM



SS22RKL



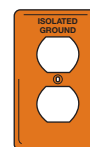
SS22RKLM



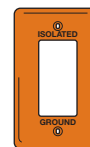
Wallplates

Pre-Marked "ISOLATED GROUND" or
"COMPUTER ONLY" Wallplates
Orange Nylon Standard Size
Black Lettering
"ISOLATED GROUND"

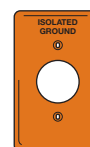
Description	Catalog Numbers
1-gang, 1 duplex.	NP80IG
1-gang, 1 duplex, no marking.	NP8OR
1-gang, rectangular opening.	NP260IG
1-gang, 1.40 in. opening for face diameter 1.36–1.39 in. (34.5–35.3).	NP70IG
1-gang, 1.60 in. opening for 20A and 30A Twist-Lock® with face diameter 1.55–1.58 in. (39.4–40.1).	NP720OIG



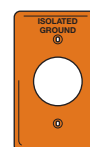
NP80IG



NP260IG



NP70IG

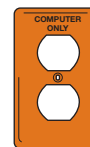



NP720OIG

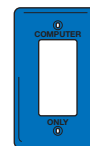
Nylon Mid-Size
Black Lettering
"COMPUTER ONLY"

Description	Catalog Numbers
Orange, 1-gang, 1 duplex.	NPJ8CO
Orange, 2-gang, 2 duplex.	NPJ82CO
Ivory, 1-gang, 1 duplex.	NPJ8C
Blue, 1-gang, rectangular opening.	NPJ26CBL
Ivory, 1-gang, rectangular opening.	NPJ26C

Note: Mid-size plate dimensions shown on page K-34.

NPJ8CO
NPJ8C

NPJ82CO

NPJ26CBL
NPJ26C

Wallplates

Security Wallplates



SWP1



SWP8



SWP82



SWP18



SWP28



SWPBIT

1-Gang, White

Description	Catalog Numbers
Toggle switch.	SWP1
Duplex receptacle.	SWP8
GFCI/Style Line® device.	SWP26
Telephone or TV opening (.64 inch).	SWP12
Single blank.	SWP13

2-Gang, White

Description	Catalog Numbers
Two toggle switches.	SWP2
Two duplex receptacles.	SWP82
One switch, one duplex receptacle.	SWP18
Two rectangular openings.	SWP262
One duplex receptacle, one telephone or TV.	SWP812
One duplex receptacle, one blank.	SWP813
Double blank.	SWP23

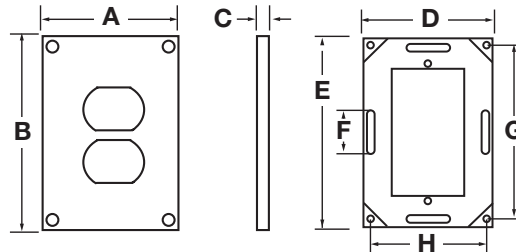
3-Gang, White

Description	Catalog Number
Two switches, one duplex receptacle.	SWP28

Accessories

Description	Catalog Number
Tamperproof screwdriver for security wallplates.	SWPBIT*

Note: * Not listed by Underwriter's Laboratories Inc.



Dimensions

	A	B	C	D	E	F	G	H
1-Gang	3.77"	5.52"	.55"	3.37"	5.13"	1.00"	4.63"	2.88"
(mm)	(95.8)	(140.2)	(14.0)	(85.6)	(130.3)	(25.4)	(117.6)	(73.2)
2-Gang	5.52"	5.52"	.55"	5.13"	5.13"	1.00"	4.63"	4.63"
(mm)	(140.2)	(140.2)	(14.0)	(130.3)	(130.3)	(25.4)	(117.6)	(117.6)
3-Gang	7.39"	5.52"	.55"	7.00"	5.13"	1.00"	4.63"	6.50"
(mm)	(187.71)	(140.21)	(14.0)	(177.8)	(130.3)	(25.4)	(117.6)	(165.1)

Specifications

Tamper resistant wallplate 1-gang duplex receptacle shall be of the following construction:

Cover plate: One piece #14 cold rolled zinc plated steel. Plate shall have a five stage baked white polyester powder enamel finish. Gloss: 85%; reflectance: 93%; hardness minimum: 2H and pass 600 hour salt spray test.

Back plate: #10 cold rolled galvanized steel. Plate assembly shall use four (4) #8-32 X ½ inch stainless steel T-15 TORX® head screws with center pin reject. Plate must be UL listed to UL 514D and comply with the NEC®.

NEC® is a registered trademark of the The National Electrical Code.
TORX® is a registered trademark of Textron Inc.



Wallplates Accessories and Selection Charts

Brass Locking Cover Plate

Description	Catalog Number
Locking cover plate for single 15A & 20A straight blade receptacles and 15A Twist-Lock® receptacles. Straight cylinder type lock. All cylinder locks keyed alike.	HBL96067



HBL96067
shown with receptacle
(sold separately)



HBL6187
shown with receptacle
and back box
(sold separately)

Weather Shield Plate

Description	Catalog Number
20° angle plate for duplex receptacles.	HBL6187

Catalog Numbers of Receptacles in Groups A through E Above

Group A		Group B			Group C	Group D	Group E
Boss diameter 1.36" to 1.39" (34.5 to 35.3)		Boss diameter 1.55" to 1.58" (39.4 to 40.1)			Boss diameter 1.68" to 1.72" (42.7 to 43.7)	Boss diameter 2.09" to 2.13" (53.1 to 54.1)	Boss diameter 2.28" to 2.44" (57.9 to 62.0)
HBL7310B	HBL5552B	HBL23CM10	HBL2530	HBL2770	HBL45105	HBL7962	HBL7301A
HBL7310BG	HBL5661	HBL2310	HBL26CM10	HBL2810	HBL45205	HBL9350	HBL8330A
HBL2300OHG	HBL6810	HBL2320	HBL2610	HBL2820	HBL45305	HBL9308	HBL8350A
HBL23030	HBL7210B	HBL2330	HBL2620	HBL2830	HBL45905	HBL9330	HBL8430A
HBL4560	HBL7250	HBL2340	HBL2630	HBL3330		HBL9360•	HBL8450A
HBL4710	HBL7310B	HBL2410	HBL2640	HBL3330G		HBL9365•	HBL8460A
HBL4760	HBL7310BG	HBL2420	HBL2650	HBL3430		HBL9367•	HBL9430A
HBL5251	HBL7535	HBL2430	HBL2710	HBL3430G			HBL9450A
HBL52CM61	HBL7582	HBL2440	HBL2720	HBL3520			HBL9460A
HBL5261	HBL8310	HBL2450	HBL2730	HBL7410B			
HBL53CM61	HBL8410	HBL2460	HBL2740	HBL7410BG			
HBL5361	HBL8420	HBL2510	HBL2750				
HBL5461		HBL2520	HBL2760				

Wallplates for Single Receptacles

Description	Group A		Group B		Group C		Group D		Group E
	Boss diameter 1.36" to 1.39" (34.5 to 35.3)		Boss diameter 1.55" to 1.58" (39.4 to 40.1)		Boss diameter 1.68" to 1.72" (42.7 to 43.7)		Boss diameter 2.09" to 2.13" (53.1 to 54.1)		Boss diameter 2.28" to 2.44" (57.9 to 62.0)
	1-Gang	2-Gang	1-Gang	2-Gang	1-Gang	2-Gang	1-Gang	2-Gang	2-Gang
Smooth nylon, brown.	NP7*	-	NP720*	-	-	-	NP724*	NP703*	-
Cast aluminum.	HBL7320	-	HBL7320	-	HBL3394	-	HBL9419	-	-
Stainless steel, 302/304, smooth.	SS7**	-	SS720	-	SS725	-	SS723	SS703	SS701

Notes: See appropriate catalog page for complete description of plate.

*Catalog number indicated is Brown, add with the following to designate color: "BK" for Black, "I" for Ivory.

**Catalog number indicated is Stainless Steel, replace "SS" with the following prefix to designate material: "SA" for Anodized Aluminum, "SB" for Solid Brass.

Weatherproof Lift Covers for WDL "Closed" and WDL "Open", Wet Locations, 1-Gang

Description	Group A	Group B	Group C	Group D		
	Boss diameter 1.36" to 1.39" (34.5 to 35.3)	Boss diameter 1.55" to 1.58" (39.4 to 40.1)	Boss diameter 1.68" to 1.72" (42.7 to 43.7)	Boss diameter 2.09" to 2.13" (53.1 to 54.1)	50A Twist-Lock® Receptacles	30A 4W Hubbellco® Receptacles
Thermoplastic, with cover "open", gray.	HBL7423WO	HBL7425WOA	HBL7424WO	-	HBL7774WO▲	-
Thermoplastic, with cover "open", yellow.	HBL74CM23WO	HBL74CM25WOA	HBL74CM24WO	-	HBL77CM74WO▲	-
Cast aluminum, with cover "closed".	-	HBL7420	HBL3393	HBL9420 HBL9425•	HBL7770	HBL20405 HBL20446†

Notes: • 50A 2P 3W.

▲ The "CS" versions of 50A Twist-Lock® receptacles will only fit these thermoplastic plates.

† Plate painted red for use with Cat. No. **HBL20443** only. Cat. No. **HBL20405** plate for use with Cat. No. **HBL20403** only.

Wallplates

Weatherproof Covers for Receptacles

For FS/FD Box Mounting



IP44
SUITABILITY



HBL7777A



HBL7774WO



HBL9420



HBL20405



HBL7770

For Receptacles with Face Diameters of 2.28–2.44 in. (57.9–62.0)

Description	Catalog Numbers
Thermoplastic, 2-gang, WET LOCATIONS with cover “closed,” gray.	HBL7777A▲
Thermoplastic, 2-gang, WET LOCATIONS with cover “closed,” yellow.	HBL77CM77A▲
Thermoplastic, 2-gang, WET LOCATIONS with cover “closed,” gray.	HBL7777▽

For Receptacles with Face Diameters of 2.09–2.13 in. (53.1–54.1)

Description	Catalog Numbers
Cast aluminum, WET LOCATIONS with cover “closed.”	HBL9420
Cast aluminum, no lift cover, NOT weatherproof.	HBL9419

For 50A Twist-Lock® Single Receptacles

Description	Catalog Numbers
Thermoplastic, WET LOCATIONS with cover “open,” gray.	HBL7774WO*
Thermoplastic, WET LOCATIONS with cover “open,” yellow.	HBL77CM74WO*
Cast aluminum, WET LOCATIONS with cover “closed.”	HBL7770
Galvanized Steel, fits 4" square or 2-gang box.	HBL50SC

For 30A, 4 Wire Hubbellock® Receptacles

Description	Catalog Numbers
Cast aluminum, WET LOCATIONS with cover “closed.”	HBL20405
Cast aluminum, WET LOCATIONS with cover “closed,” red.	HBL20446
Cast aluminum, no lift cover, NOT weatherproof.	HBL20406

Notes: ▲ Will fit FS/FD boxes having plate mounting holes on 3.25 in. x 3.75 in. (82.6 x 95.3) centers.
 ▽ Will only fit old style porcelain face devices.
 * The “CS” versions of 50A Twist-Lock® will only fit these plates.

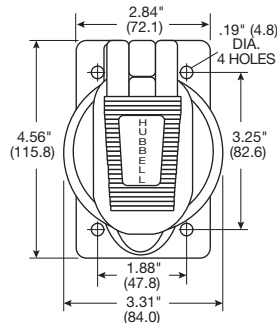
Weatherproof Covers for Single Receptacles for Use on FS/FD Boxes

Note: All weatherproof plates are UL Listed for WET LOCATIONS WITH COVER CLOSED, for intermittent use in wet locations or use in damp locations. Those with suffix “WO” are listed for WET LOCATIONS with cover open in continuous use. All plates are gasketed and self-closing.

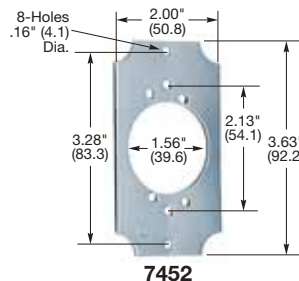
Accessories

Description	Catalog Numbers
Sub-plate for mounting and weatherproofing flanged inlets such as HBL5278, HBL7556, HBL4716, etc. when used with a HBL7420 or HBL7425WOA type weatherproof plate.	7452**
Adapter plate for mounting HBL7423WO, HBL7424WO, HBL7425WOA or HBL7420 plates to standard boxes.	HBL7349**

Note: **Not listed by Underwriter’s Laboratories Inc.



Typical Plate, 1-Gang



7452



HBL7349

Wallplates

Weatherproof Covers for Receptacles and Switches

Vertical, for FS/FD box mounting

**IP44**
SUITABILITY**For Receptacles with Face Diameters of 1.36–1.39 in. (34.5–35.3)**

Description	Catalog Numbers
Thermoplastic, WET LOCATIONS with cover "open," gray.	HBL7423WO
Thermoplastic, WET LOCATIONS with cover "open," yellow.	HBL74CM23WO
Cast aluminum, WET LOCATIONS with cover "closed."	HBL7420

**HBL7423WO****For Switches & Receptacles with Face Diameters of 1.55–1.58 in. (39.4–40.1)**

Description	Catalog Numbers
Thermoplastic, WET LOCATIONS with cover "open," gray.	HBL7425WOA
Thermoplastic, WET LOCATIONS with cover "open," yellow.	HBL74CM25WOA
Thermoplastic, WET LOCATIONS with cover "open," white.	HBL74CM25WOAW
Cast aluminum, WET LOCATIONS with cover "closed."	HBL7420*
Cast aluminum, no lift cover, NOT weatherproof.	HBL7320
Thermoplastic, WET LOCATIONS with cover "open," gray.	HBL7428WOG+
Thermoplastic, WET LOCATIONS with cover "open," yellow.	HBL7428WOY+
Thermoplastic, WET LOCATIONS with cover "open," red.	HBL7428WOR+

**HBL7425WOA**

Notes: * Cast aluminum lift cover with fibershield for standard toggle and PresSwitches.

+Features two #6-32 threaded inserts to back mount device to cover.

For Receptacles with Face Diameters of 1.68–1.72 in. (42.7–43.7)

Description	Catalog Numbers
Thermoplastic, WET LOCATIONS with cover "open," gray.	HBL7424WO
Thermoplastic, WET LOCATIONS with cover "open," yellow.	HBL74CM24WO
Cast aluminum, WET LOCATIONS with cover "closed."	HBL3393
Cast aluminum, no lift cover, NOT weatherproof.	HBL3394

**HBL7424WO**

Note: All weatherproof lift cover plates on this page are listed by Underwriters Laboratories, Inc. as "WDL Closed" for use in wet locations with cover closed and in damp locations.

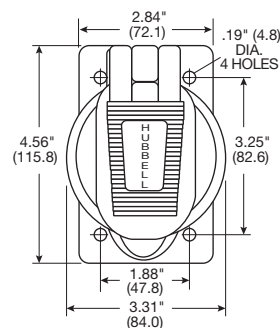
Weatherproof Covers for Single Receptacles on FS/FD Boxes

Note: All weatherproof plates are UL Listed for WET LOCATIONS WITH COVER CLOSED for intermittent use in wet locations or use in damp locations. Those with suffix "WO" are listed for WET LOCATIONS with cover open in continuous use. All plates are gasketed and self-closing.

**HBL7420****2008 National Electrical Code (NEC®)****406.8 Receptacles in Damp or Wet Locations.**

(A) Damp Locations. A receptacle installed outdoors in a location protected from the weather or in other damp locations shall have an enclosure for the receptacle that is weatherproof when the receptacle is covered (attachment plug cap not inserted and receptacle covers closed). An installation suitable for wet locations shall also be considered suitable for damp locations. A receptacle shall be considered to be in a location protected from the weather where located under roofed open porches, canopies, marquees, and the like, and will not be subjected to a beating rain or water runoff. All 15- and 20-ampere, 125- and 250-volt nonlocking receptacles shall be listed weather-resistant type. FPN: The types of receptacles covered by this requirement are identified as 5-15, 5-20, 6-15 and 6-20 in ANSI/NEMA WD 6-2002, National Electrical Manufacturers Association Standard for Dimensions of Attachment Plugs and Receptacles.

(B) Wet Locations. 15- and 20-ampere, 125- and 250-volt receptacles installed in a wet location shall have an enclosure that is weatherproof whether or not the attachment plug cap is inserted. All 15- and 20-ampere, 125- and 250-volt nonlocking receptacles shall be listed weather-resistant type. FPN: The types of receptacles covered by this requirement are identified as 5-15, 5-20, 6-15 and 6-20 in ANSI/NEMA WD 6-2002, National Electrical Manufacturers Association Standard for Dimensions of Attachment Plugs and Receptacles. Exception: 15- and 20-ampere, 125- through 250-volt receptacles installed in a wet location and subject to routine high-pressure spray washing shall be permitted to have an enclosure that is weatherproof when the attachment plug is removed.

**Typical Plate, 1-Gang****HBL7320****HBL3393**

NEC® is a registered trademark of the The National Electrical Code.

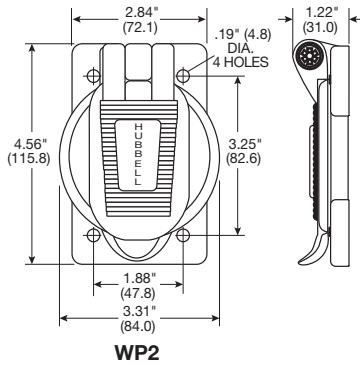
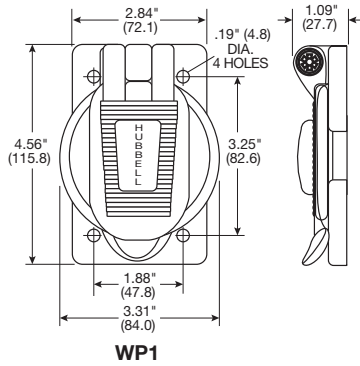
Wallplates

Weatherproof Lift Covers

For Flanged Inlets and Flanged Receptacles



IP44
SUITABILITY



WP1
Weatherproof Lift Cover For Flanged Inlets and Flanged Receptacles
For 15 and 20A, 2-pole 2-wire and 3-wire Insulgrip® flanged inlets and flanged outlets.

Straight Blade, 2-Pole, 3-Wire Flanged Inlets		Flanged Receptacles
	HBL5278C	HBL5279C
	HBL5378C	HBL5379C
	HBL5478C	HBL5479C
	HBL5678C	HBL5679C

Twist-Lock® 2-Pole, 2-Wire and 2-Pole, 3-Wire Flanged Inlets		Flanged Receptacles
	HBL8815C	HBL8809C
	HBL7524C	HBL7526C
	HBL4716C	HBL4715C
	HBL4586C	HBL4585C
	HBL4786C	HBL4785C

WP2
Weatherproof Lift Cover For Flanged Inlets and Flanged Receptacles
For 20 and 30A, 3-, 4- and 5-wire Insulgrip flanged inlets and flanged outlets.

Twist-Lock 2-pole, 3-wire; 3-pole, 4-wire; 4-pole, 4-wire; 5-wire Flanged Inlets		
	HBL2315	HBL2425
	HBL2325	HBL2435
	HBL2335	HBL2445
	HBL2345	HBL2455
	HBL2615	HBL2465
	HBL2625	HBL2715
	HBL2635	HBL2725
	HBL2645	HBL2735
	HBL2655	HBL2745
	HBL3325C	HBL2755
	HBL2415	HBL2765
	HBL2775	HBL2775
	HBL2515	HBL2515
	HBL2525	HBL2525
	HBL2535	HBL2535
	HBL2815	HBL2815
	HBL2825	HBL2825
	HBL2835	HBL2835
	HBL3325C	HBL3325C
	HBL3334C	HBL3334C
	HBL7408C	HBL7408C

Flanged Receptacles		
	HBL2316	HBL2416
	HBL2326	HBL2426
	HBL2336	HBL2436
	HBL2346	HBL2446
	HBL2356	HBL2456
	HBL2616	HBL2466
	HBL2626	HBL2716
	HBL2636	HBL2726
	HBL2646	HBL2736
	HBL2656	HBL2746
	HBL3326C	HBL2756
	HBL2766	HBL2766
	HBL2776	HBL2776
	HBL2516	HBL2516
	HBL2526	HBL2526
	HBL2536	HBL2536
	HBL2816	HBL2816
	HBL2826	HBL2826
	HBL2836	HBL2836
	HBL3326C	HBL3326C
	HBL3335C	HBL3335C
	HBL7409C	HBL7409C






IP44
SUITABILITY

Weatherproof Plates

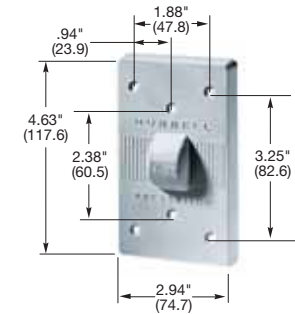
Description	Catalog Number
Clear bubble plate, silicone rubber for use with all general purpose AC toggle and PresSwitch® Switches. Fits both FS/FD and standard boxes.	HBL1795



HBL1795

Weatherproof Plates

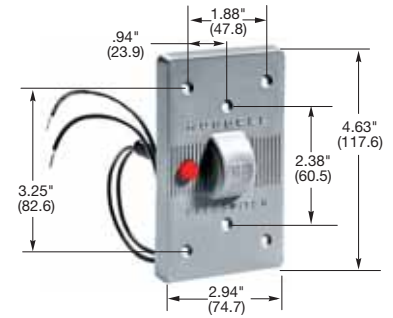
Description	Catalog Numbers
Gray neoprene PresSwitch Plate. Fits FS/FD and standard boxes.	HBL1750*
Same as above except yellow.	HBL17CM50*



HBL1750

Weatherproof Plates

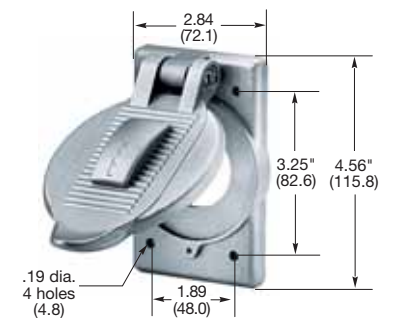
Description	Catalog Numbers
Gray neoprene PresSwitch Plate with 125V red pilot light. Fits only FS/FD boxes.	HBL1785*
Same as above except yellow.	HBL17CM85*



HBL1785

Weatherproof Covers

Description	Catalog Number
Cast aluminum lift cover plate with fiber shield. For standard toggle and PresSwitch Switches. Fits only FS/FD boxes.	HBL7420



HBL7420

Brass Locking Covers Attachment for Switches

Description	Catalog Numbers
Straight keying (all locks alike) appropriate for most applications. Straight cylinder type lock, each HBL96061 ordered operates on the same key—all locks are keyed alike.	HBL96061*
Same as above except in dull chrome finish to match stainless steel plates.	HBL96061DCH*
Straight keying (individual). Straight cylinder type lock, each HBL96062 ordered operates on a different key. All locks are keyed differently and individually. This type cannot be master keyed.	HBL96062*



HBL96061
shown with wallplate and switch
(sold separately)

*Not listed by Underwriter's Laboratories Inc.



Wallplates

Heavy Duty Weatherproof Covers for Duplex, GFCI, Surge Receptacles and Style Line® Devices



IP44
SUITABILITY



HBL5221

Duplex Covers For Vertical Mounting

Description	Dimensions		Catalog Numbers
	Height x Width x Depth		
Thermoplastic, gray, for FS/FD box mounting.	4.56" x 2.89" x 1.08"		HBL5221
Thermoplastic, yellow, for FS/FD box mounting.	4.56" x 2.89" x 1.08"		HBL52CM21
Thermoplastic, gray, for device mounting.	4.56" x 2.89" x 1.08"		HBL5222
Thermoplastic, yellow, for device mounting.	4.56" x 2.89" x 1.08"		HBL52CM22



HBL5206WO

Duplex Covers For Horizontal Mounting

Description	Dimensions		Catalog Numbers
	Height x Width x Depth		
Cast aluminum, for device mounting.	2.88" x 4.56" x 0.79"		HBL5205WO
Cast aluminum, for FS/FD box mounting.	2.88" x 4.56" x 0.79"		HBL5206WO
Zinc die cast, commercial grade, for device mounting.	2.90" x 4.60" x 0.75"		CWP8H



CWP8H

GFCI, Surge and Style Line Covers



WPFS26

Description	Dimensions		Catalog Numbers
	Height x Width x Depth		
Die cast aluminum, vertical position, device mount.	4.56" x 2.81" x 0.75"		WP26
Die cast aluminum, vertical position, FS/FD box mount.	4.56" x 2.81" x 0.75"		WPFS26
Zinc die cast, commercial grade, horizontal position, device mount.	2.30" x 4.75" x 0.73"		CWP26H

Notes: All weatherproof plates are UL Listed for WET LOCATIONS WITH COVER CLOSED, for intermittent use in wet locations or use in damp locations. Those with Suffix "WO" are listed for WET LOCATIONS with cover open in continuous use. All plates are gasketed and self-closing.



CWP26H



Wallplates

Weatherproof Covers for Duplex, Single, GFCI, Surge Receptacles and Style Line® Devices and Switches

Weatherproof Covers for Vertical Mounting

Description	Dimensions		Catalog Numbers
	Height	Width x Depth	
Zinc die cast, gray, duplex cover for box mounting.	4.58"	2.82" x 0.57"	RW51470
Zinc die cast, gray, 1.40 in. (35.6) cover for single receptacle or toggle switch for device mounting.	4.56"	2.81" x 0.88"	RW51550*
Zinc die cast, gray, GFCI, Surge and Style Line® cover for device mounting.	4.58"	2.81" x 0.57"	RW51040



RW51470



RW51550



RW51040

1-Gang Weatherproof Covers for Horizontal Mounting

Description	Dimensions		Catalog Numbers
	Height	Width x Depth	
Zinc die cast, gray, duplex cover for device mounting.	2.82"	4.57" x 0.79"	RW51810
Zinc die cast, gray, 1.40 in. (35.6) cover for single receptacle or toggle switch for device mounting.	2.81"	4.56" x 0.99"	RW51520*
Zinc die cast, gray, GFCI, Surge and Style Line® cover for device mounting.	2.82"	4.56" x 0.52"	RW51020



RW51810



RW51520



RW51020

2-Gang Weatherproof Covers for Vertical Mounting

Description	Dimensions		Catalog Numbers
	Height	Width x Depth	
Zinc die cast, gray, duplex cover for device mounting.	4.54"	4.54" x 0.75"	RW51320
Zinc die cast, gray, one duplex/one GFCI, Surge and Style Line® cover for box mounting.	4.54"	4.54" x 0.77"	RW51330
Zinc die cast, gray, 1.40 in. (35.6) cover for single receptacle or toggle switch for device mounting.	4.54"	4.54" x 0.77"	RW51380
Zinc die cast, gray, two GFCI, Surge and Style Line® cover for box mounting.	4.54"	4.56" x 0.73"	RW51450



RW51320



RW51330



RW51380



RW51450

Notes: All weatherproof plates are UL Listed for WET LOCATIONS WITH COVER CLOSED, for intermittent use in wet locations or use in damp locations. Those with Suffix "WO" are listed for WET LOCATIONS with cover open in continuous use. All plates are gasketed and self-closing.
* C-UL US Listed.

Wallplates

While-In-Use Weatherproof Covers

For Maximum In-Use Protection



WP8M

**Cast Aluminum
1-Gang, Vertical**

Description	Dimensions	Catalog Numbers
	Height x Width x Depth	
Duplex receptacle.	6.13" x 3.38" x 3.50"	WP8M
Rectangular, GFCI/Style Line® device.	6.13" x 3.38" x 3.50"	WP26M



WP26MH

1-Gang, Horizontal

Description	Dimensions	Catalog Numbers
	Height x Width x Depth	
Duplex receptacle.	4.31" x 5.13" x 3.50"	WP8MH
Rectangular, GFCI/Style Line® devices.	4.31" x 5.13" x 3.50"	WP26MH



WP7D

1-Gang Receptacle, Vertical Deep

Description	Dimensions	Catalog Numbers
	Height x Width x Depth	
For face dia. of 1.55" to 1.58" (39.4–40.1).	6.13" x 3.38" x 5.00"	WP7D
For face dia. of 2.09" to 2.13" (53.1–54.1).	6.13" x 3.38" x 5.00"	WP723D

Specifications**Metallic**

- Die cast Alloy 360 copper-free® aluminum for maximum corrosion resistance and durability. Alloy 360 has less than .004% copper content.
- Finish is baked aluminum lacquer.
- NEMA® 3R rating when used with the appropriate weatherproof outlet box which is intended for outdoor use primarily to provide a degree of protection against rain, sleet, and damage from external ice formation.
- Box or device mount for flexibility of installation.
- Gaskets are closed-cell foam.
- Meets OSHA lockout/tagout requirements.
- Latching covers hold securely.
- Large cord openings.
- Clearly marked UL and CSA logos.
- Covers include gasket and mounting screws. Lids have gasketless design.
- UL Listed/CSA Certified.
- Devices not included.
- Holes for padlocks are ¼ inch (6.4) diameter.
- Drill points in four corners for box mounting.

NEMA® is a registered trademark of The National Electrical Manufacturers Association.

Wallplates While-In-Use Weatherproof Covers

For Maximum In-Use Protection



1-Gang Weatherproof Covers for Vertical or Horizontal Mounting

Description	Dimensions		Catalog Numbers
	Height	Width x Depth	
Thermoplastic, gray, duplex, GFCI, toggle and single receptacles, diameter 1.34", 1.40", 1.60", 1.72", 2.03" and 2.15"	5.91"	4.32" x 2.84"	RW57500



RW57500

Thermoplastic, gray, duplex, GFCI, toggle and single receptacles, diameter 1.34", 1.40", 1.60", 1.72", 2.03" and 2.15"	5.91"	4.32" x 4.82"	RW57600
--	-------	---------------	---------



RW57600

2-Gang Weatherproof Covers for Vertical Mounting

Description	Dimensions		Catalog Numbers
	Height	Width x Depth	
Thermoplastic, gray, duplex, GFCI, toggle and single receptacles, diameter 1.34", 1.40", 1.60", 1.72", 2.03" and 2.15"	5.94"	5.54" x 2.84"	RW57750



RW57750

Thermoplastic, gray, duplex, GFCI, toggle and single receptacles, diameter 1.34", 1.40", 1.60", 1.72", 2.03" and 2.15"	5.94"	5.54" x 4.82"	RW57900
--	-------	---------------	---------



RW57900

Thermoplastic, gray, single receptacles, diameter 1.34", 1.40", 1.60", 1.72", 2.03" and 2.15"	5.94"	5.54" x 4.82"	RW57950
---	-------	---------------	---------



RW57950

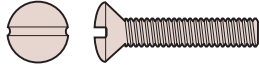
Notes: Required by the NEC® for while-in-use outdoor power distribution. Thermoplastic covers provide protection for use in wet locations with the cover closed, NEMA® 3R rated. Meets NEC 406.8 – receptacles in damp or wet locations. Holes for padlocks are .40 inch.

NEMA® is a registered trademark of The National Electrical Manufacturers Association. NEC® is a registered trademark of The National Electrical Code.

Wallplates

Screws and Accessories

Screws, 6-32 Thread, 100 Count



RA756I



RA40



HBL7298



HBL7341



HBL7342RKL



HBL7372RKL

Description	Color	Catalog Numbers	Material	Catalog Numbers
Decorator Wallplate Screws, Oval Head Milled Slot, 3/8 in. Long – 6-32 Thread, 100 per Box (Order 1 to receive a box of 100)	Almond	RA38AL	Brass Chrome Stainless Steel	RA38BR RA38CH RA38SS
	Black	RA38BK		
	Brown	RA38		
	Gray	RA38GY		
	Ivory	RA38I		
	Light Almond	RA38LA		
Standard Wallplate Screws, Oval Head Milled Slot, 1/2 in. Long – 6-32 Thread, 100 per Box (Order 1 to receive a box of 100)	Almond	RA12AL	Brass Chrome Stainless Steel	- - -
	Black	RA12BK		
	Brown	RA12		
	Gray	RA12GY		
	Ivory	RA12I		
	Light Almond	RA12LA		
Standard Wallplate Screws, Oval Head Milled Slot, 5/8 in. Long – 6-32 Thread, 100 per Box (Order 1 to receive a box of 100)	Almond	-	Brass Chrome Stainless Steel	RA58BR RA58CH RA58SS
	Black	-		
	Brown	-		
	Gray	-		
	Ivory	-		
	Light Almond	-		
Standard Wallplate Screws, Oval Head Milled Slot, 1.0 in. Long – 6-32 Thread, 100 per Box (Order 1 to receive a box of 100)	Ivory	RA88I	Stainless Steel	RA88SS
	White	RA88W		

Single Count Screws and Accessories

Description	Color	Catalog Numbers
Blank toggle adapter, to fill a toggle opening.	Brown Ivory White	RA756 RA756I RA756W
Mounting strap, with screws.	Steel	RA40
Red rectangular jewel in metal frame for switch plates.	Red	HBL7298
Brass plated screw, standard slot, .38 in. (.9.7) long.		HBL7341
Stainless steel screw, standard slot, .38 in. (.9.7) long.		HBL7341SS
Security screws, 6-32 thread, single count.		HBL7342RKL
Screwdriver with security bit.		HBL7372RKL

Wallplates

Technical Information

Specifications

Listings

Non-Metallic Plates	UL Standard 514D.
Metallic Plates	UL Standard 514D.
Certification	UL Files #E31999, E92074. CSA Standard C22.2 No. 42.1. CSA File 1733174.

Nylon Plate

Thickness	.06" (1.5).
Mounting Screw(s)	Steel (painted slotted screw head).
Feature	Captive mounting screw hole.
Operating Temperature	-40°C to 85°C.
Appearance	Smooth.

302/304 Stainless Steel (18% Chromium, 8% Nickel) Plate

Thickness	.03 in. (0.8) nominal.
Mounting Screw(s)	302/304 stainless steel (18% chromium, 8% nickel). Slotted screw head.
Appearance	Smooth satin finish (without lines).

Brass (70% Copper, 30% Zinc) Plate

Thickness	.04 in. (1.0).
Mounting Screw(s)	Brass (70% Copper, 30% Zinc). Slotted screw head.
Appearance	Smooth satin finish (without lines).

Aluminum Plate

Thickness	.05 in. (1.3).
Mounting Screw(s)	Aluminum slotted head.
Appearance	Smooth satin finish, clear anodized (without lines).

Brass Plated Steel Plate

Thickness	.03 in. (0.8) nominal.
Mounting Screw(s)	Brass slotted head.
Appearance	Smooth satin finish (without lines), coated to inhibit oxidation.

Chrome Plated Steel Plate

Thickness	.03 in. (0.8) nominal.
Mounting Screw(s)	Zinc plate steel, slotted head.
Appearance	Smooth (without lines), coated to inhibit oxidation.

Steel Painted Plate

Thickness	.03 in. (0.8) nominal.
Mounting Screw(s)	Steel (painted slotted screw head).
Appearance	Powder coat paint.

Wallplates

Wallplate Dimensions

Product Dimensions

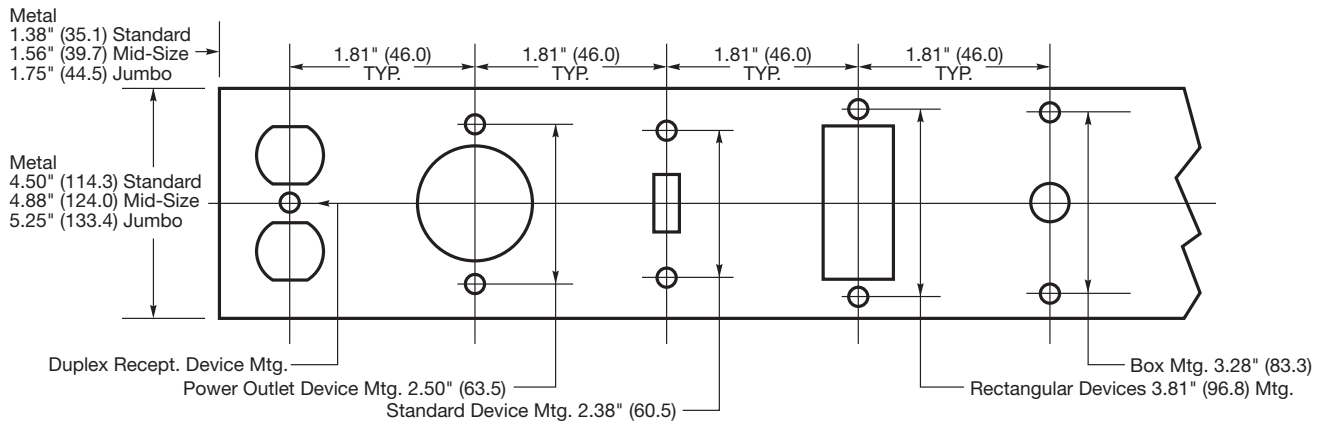
Size	Standard Metal		Painted Metal	Size	Mid-Size Metal													
	Height	Width	Width		Height	Width												
1-Gang	4.50" (114.3)	2.87" (72.9)	2.75" (69.8)	1-Gang	4.88" (124.0)	3.13" (79.5)												
2-Gang	4.50" (114.3)	4.60" (116.8)	4.56" (115.8)	2-Gang	4.88" (124.0)	4.94" (125.5)												
3-Gang	4.50" (114.3)	6.41" (162.8)	6.38" (162.1)	3-Gang	4.88" (124.0)	6.75" (171.5)												
4-Gang	4.50" (114.3)	8.22" (208.8)	8.18" (207.8)	Jumbo Metal <table border="1"> <thead> <tr> <th>Size</th> <th>Height</th> <th>Width</th> </tr> </thead> <tbody> <tr> <td>1-Gang</td> <td>5.25" (133.4)</td> <td>3.50" (88.9)</td> </tr> <tr> <td>2-Gang</td> <td>5.25" (133.4)</td> <td>5.31" (134.9)</td> </tr> <tr> <td>3-Gang</td> <td>5.25" (133.4)</td> <td>7.12" (180.8)</td> </tr> </tbody> </table>			Size	Height	Width	1-Gang	5.25" (133.4)	3.50" (88.9)	2-Gang	5.25" (133.4)	5.31" (134.9)	3-Gang	5.25" (133.4)	7.12" (180.8)
Size	Height	Width																
1-Gang	5.25" (133.4)	3.50" (88.9)																
2-Gang	5.25" (133.4)	5.31" (134.9)																
3-Gang	5.25" (133.4)	7.12" (180.8)																
5-Gang	4.50" (114.3)	10.03" (254.8)	10.00" (254.0)															
6-Gang	4.50" (114.3)	11.81" (300.0)	11.81" (300.0)															
7-Gang	4.50" (114.3)	13.68" (347.5)																
8-Gang	4.50" (114.3)	15.44" (392.1)																

Size	Standard Nylon		Size	Mid-Size Nylon	
	Height	Width		Height	Width
1-Gang	4.63" (117.6)	2.88" (73.2)	1-Gang	4.88" (124.0)	3.13" (79.5)
2-Gang	4.63" (117.6)	4.69" (119.1)	2-Gang	4.88" (124.0)	4.94" (125.4)
3-Gang	4.63" (117.6)	6.50" (165.1)	3-Gang	4.88" (124.0)	6.75" (171.5)
4-Gang	4.63" (117.6)	8.31" (211.1)	4-Gang	4.88" (124.0)	8.56" (217.4)
5-Gang	4.63" (117.6)	10.12" (256.1)			
6-Gang	4.63" (117.6)	11.93" (303.0)			

Size	Height	Width
1-Gang	4.68" (118.9)	2.94" (74.7)
2-Gang	4.68" (118.9)	4.75" (120.7)
3-Gang	4.68" (118.9)	6.56" (166.6)
4-Gang	4.68" (118.9)	8.37" (212.6)
5-Gang	4.68" (118.9)	10.18" (258.6)
6-Gang	4.68" (118.9)	11.99" (304.5)

Wallplate Openings and Mounting Dimensions

#6-32 Oval Head Screws Typical



Specifications are subject to change without notice.

Wallplates

Custom Metal Wallplates

How To Select A Custom Metal Wallplate

Step 1:
Determine wallplate material and enter in box marked "Catalog Number"

Smooth Metal Material	Code
Anodized Aluminum	AL
Brass plated steel	BP
Solid brass	BR
Chrome plated steel	CH
Stainless steel 302/304	SS

Determine number of gangs required and enter in box marked "Catalog Number" next to material.

Number of Gangs	Code
1-gang	1
2-gang	2
3-gang	3
4-gang	4
5-gang	5
6-gang	6
7-gang	7
8-gang	8

Enter Catalog Number

◆ WC* SS 4

Step 2:
Enter quantity.

Step 3: Select the custom metal wallplate configuration.

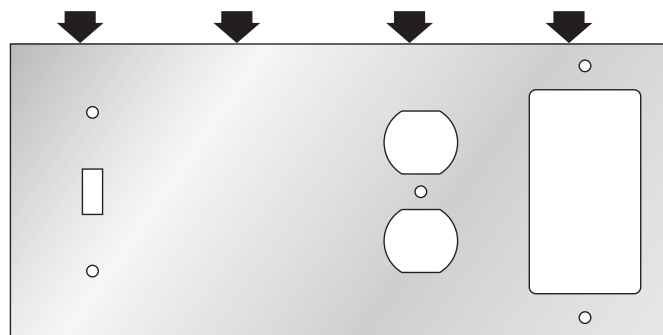
Refer to the custom wallplate configuration chart to select a configuration for each gang in the wallplate. Each configuration has a specific 3-digit code located in the right hand side of the chart on pages K-36 to K-40. Enter this 3-digit configuration code in the corresponding box on the order form to match the position required on the finished custom wallplate.

Item No.	Catalog No.	Quantity	Code	Position 1	Position 2	Position 3	Position 4
1	WCSS4		H*	001	149	008	026
2							

*WC and H are preprinted on the distributor order form.

◆ Number to use for pricing.


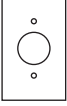
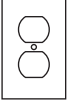

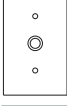


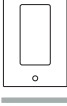

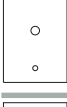
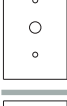
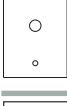

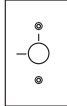

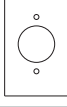
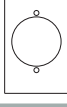
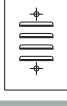



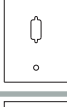
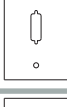
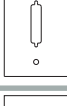
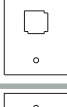


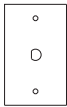


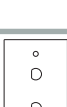






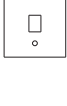




The 3-digit numbers listed at the upper right of the Sample Order Form (001, 149, etc.) represent the custom metal wallplate selected on the right. See Configuration Chart and Hubbell Configuration Selector Guide on pages K-36 to K-40 for additional configuration choices.



Wallplates

Custom Metal Wallplates

Configuration Chart

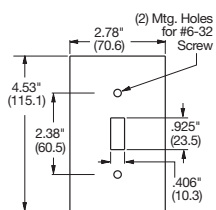
	001 Switch.		007 Single Receptacle. 1.40" ID (35.6)		008 Duplex Receptacle.		011 1-gang .635" ID (16.1) Hole Box Mounted with .50" ID (12.7) Nylon Bushing.		012 1-gang .635" ID (16.1) Hole Strap Mtd. incl. Strap with .50" ID (12.7) Nylon Bushing.		013 Blank Box Mount.		014 Blank Strap Mtd. incl. Strap.		026 Rectangular Opening.		055 1-gang .375" ID (9.5) Hole Strap Mtd. incl. Strap.		056 1-gang .375" ID (9.5) Hole Box Mounted.		057 1-gang .50" ID (12.7) Hole Strap Mtd. incl. Strap.		058 1-gang .50" ID (12.7) Hole Box Mounted.		078 Barrel Key Switch.		079 Barrel Key Switch with hash marks.		080 Barrel Key Switch with On/Off and hash marks.		091 Single Receptacle. 1.60" ID (40.5) Hole.		098 Single Receptacle. 2.16" ID (54.7) Hole.		135 Vertical Mounted Louver.		149 Totally Blank (no mounting holes).		456 .375" (9.5) Dia. Round Box Mtd.		458 .500" (12.7) Dia. Round Box Mtd.		411 .635" (16.1) Dia. Round Box Mtd.		435 9-Pin Vertical Box Mtd.		438 15-Pin Vertical Box Mtd.		295 25-Pin Vertical Box Mtd.		314 IBM® Type Opening Box Mounted.		415 IBM® Type Opening with One .586" X .762" (14.9 X 19.3).
												Coax/Twinax and Modular Jack Openings																																									
													422 .51" (12.8) Dia. "D" Box Mtd.		425 .51" (12.8) Dia. "D" Box Mtd.		428 .58" (14.7) Dia. "D" Box Mtd.		430 .55" (14) Flat Dia. .76" (19.2) Dia. "D" Box Mtd.		423 .51" (12.8) Dia. "D" Box Mtd.		426 .51" (12.8) Dia. "D" Box Mtd.		429 .47" (12) Flat Dia. .58" (14.7) Dia. "D" Box Mtd.		431 .47" (12) Flat Dia. .55" (14) Flat Dia. .76" (19.2) Dia. "D" Box Mtd.		471 .542" X .750" Vertical Box Mtd. (13.8 X 19.0).		473 .586" X .762" Vertical Box Mtd. (14.9 X 19.4).		476 .586" X .815" Vertical Box Mtd. (14.9 X 20.7).		479 .575" X .783" Vertical Box Mtd. (14.6 X 19.9).		477 .586" X .762" Vertical Box Mtd. (14.9 X 19.4).		474 .586" X .762" Vertical Box Mtd. (14.9 X 19.4).		477 .586" X .815" Vertical Box Mtd. (14.9 X 20.7).		480 .575" X .783" Vertical Box Mtd. (14.6 X 19.9).										
												Voice/Data Opening																																									

For detailed dimensions of the above configurations, see pages K-37 to K-40.
Available in smooth metal, standard size only up to and including 8-gang type.
IBM® is a registered trademark of International Business Machines Corporation.

Wallplates

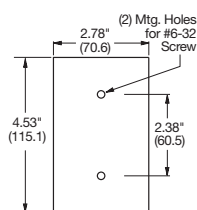
Custom Metal Wallplates

Configuration Selector Guide



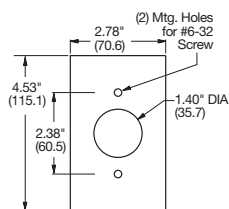
Configuration
001

Toggle Switch Plate.



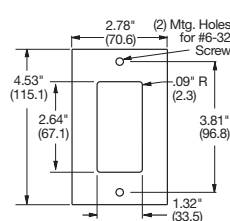
Configuration
014

Blank Plate (Strap Mount).



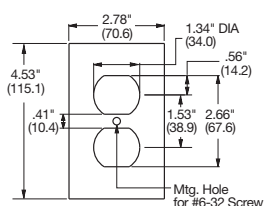
Configuration
007

Single 15 or 20A Straight
Blade Receptacle.
15A Twist-Lock® Receptacle.



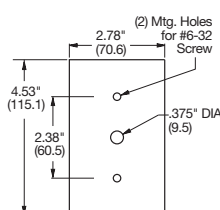
Configuration
026

GFI/Rectangular Opening.



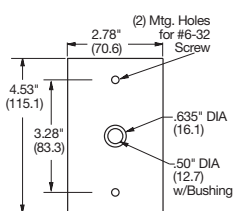
Configuration
008

Duplex Receptacle.



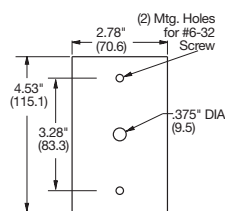
Configuration
055

Single, .375" (9.5)
Telephone (Strap Mount).



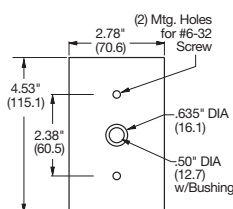
Configuration
011

Single, .635" (16.1)
Telephone (Box Mount).



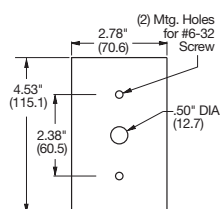
Configuration
056

Single, .375" (9.5)
Telephone (Box Mount).



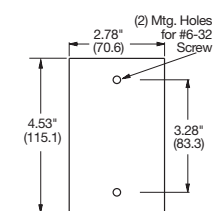
Configuration
012

Single, .635" (16.1)
Telephone (Strap Mount).



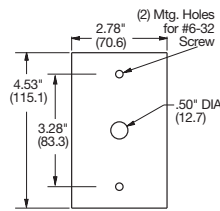
Configuration
057

Single, .50" (12.7)
Telephone (Strap Mount).



Configuration
013

Blank Plate (Box Mount).



Configuration
058

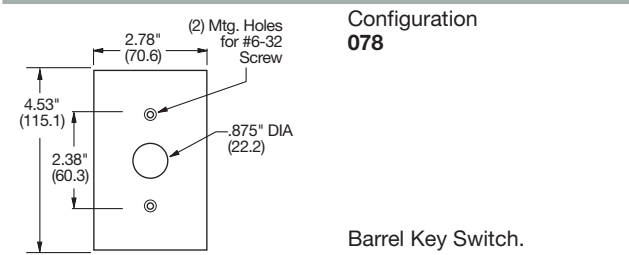
Single, .50" (12.7)
Telephone (Box Mount).

Specifications are subject to change without notice.

Wallplates

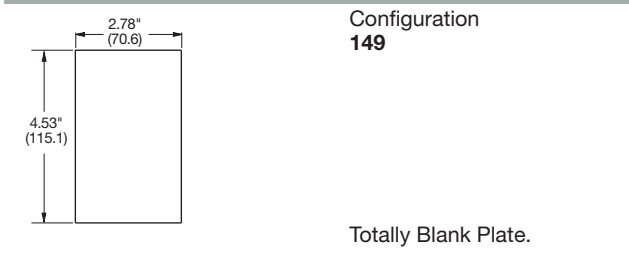
Custom Metal Wallplates

Configuration Selector Guide



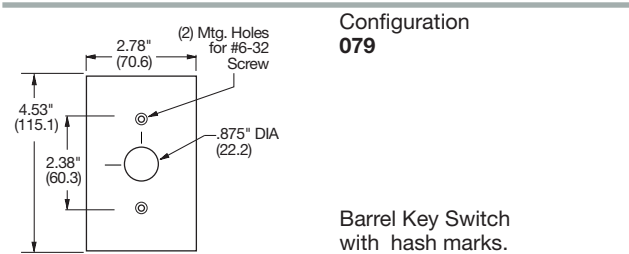
Configuration
078

Barrel Key Switch.




Configuration
149

Totally Blank Plate.



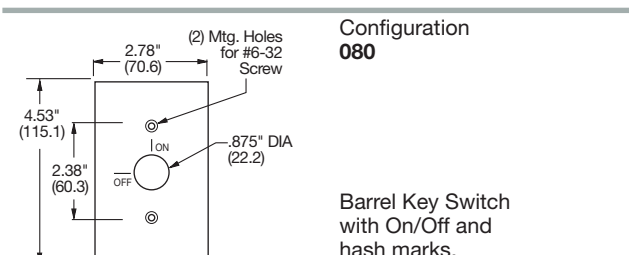
Configuration
079

Barrel Key Switch with hash marks.



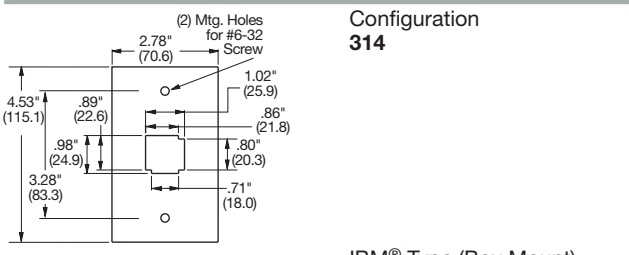
Configuration
295

RS232 Port Single 25-Pin (Box Mount).



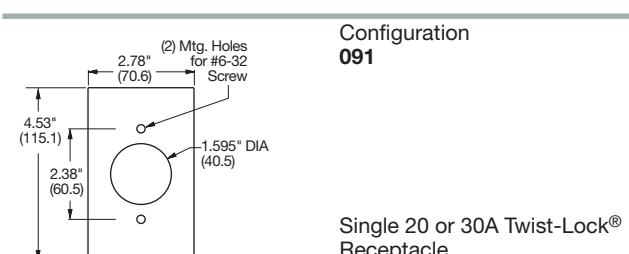
Configuration
080

Barrel Key Switch with On/Off and hash marks.



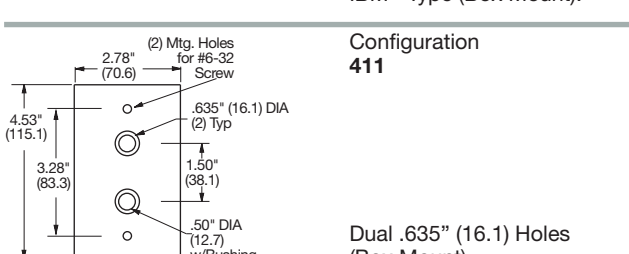
Configuration
314

IBM® Type (Box Mount).



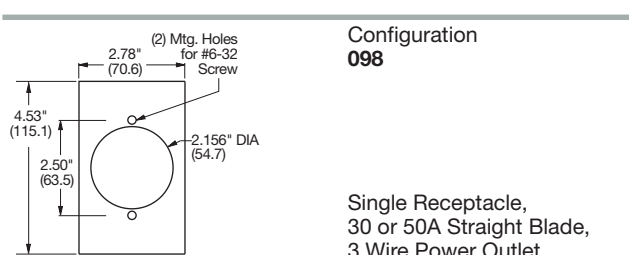
Configuration
091

Single 20 or 30A Twist-Lock® Receptacle.



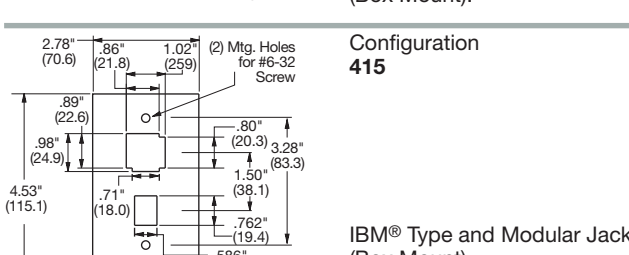
Configuration
411

Dual .635" (16.1) Holes (Box Mount).



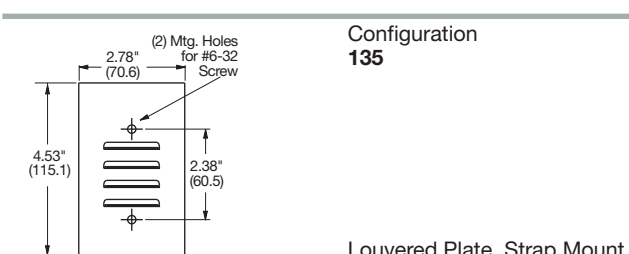
Configuration
098

Single Receptacle, 30 or 50A Straight Blade, 3 Wire Power Outlet.



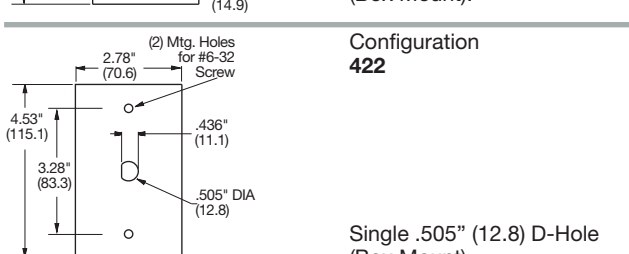
Configuration
415

IBM® Type and Modular Jack (Box Mount).



Configuration
135

Louvered Plate, Strap Mount.



Configuration
422

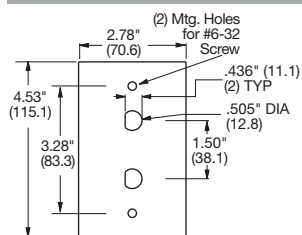
Single .505" (12.8) D-Hole (Box Mount).

Specifications are subject to change without notice.
IBM® is a registered trademark of International Business Machines Corporation.

Wallplates

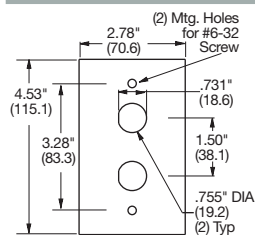
Custom Metal Wallplates

Configuration Selector Guide



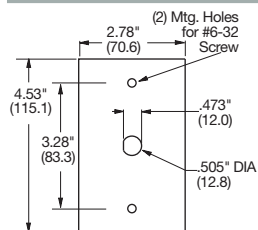
Configuration
423

Dual .505" (12.8) D-Holes
(Box Mount).



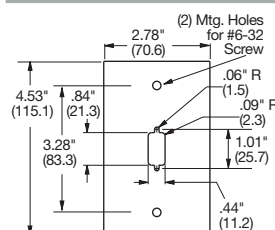
Configuration
431

Dual .755" (19.2) D-Holes
(Box Mount).



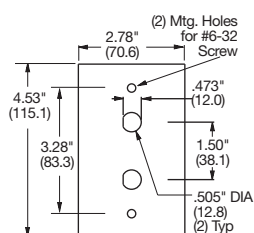
Configuration
425

Single .505" (12.8) D-Hole
(Box Mount).



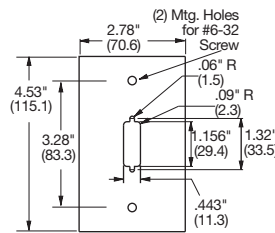
Configuration
435

Single 9-Pin RS232
(Box Mount).



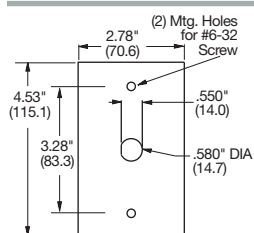
Configuration
426

Dual .505" (12.8) D-Holes
(Box Mount).



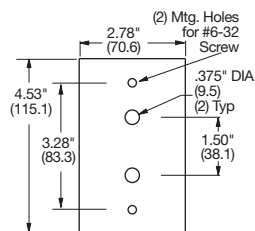
Configuration
438

Single 15-Pin RS232
(Box Mount).



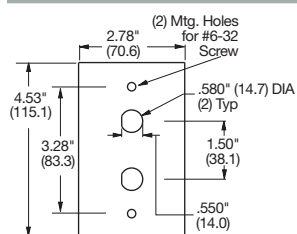
Configuration
428

Single .580" (14.7) D-Hole
(Box Mount).



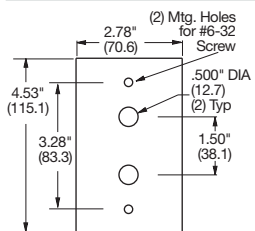
Configuration
456

Dual .375" (9.5) Round
(Box Mount).



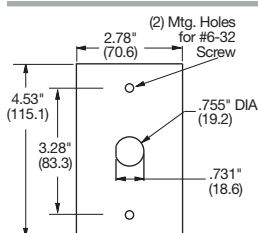
Configuration
429

Dual .580" (14.7) D-Holes
(Box Mount).



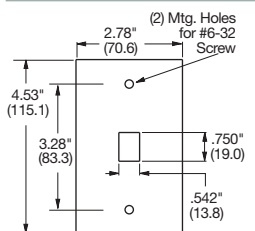
Configuration
458

Dual .50" (12.7) Round
(Box Mount).



Configuration
430

Single .755" (19.2) D-Hole
(Box Mount).



Configuration
470

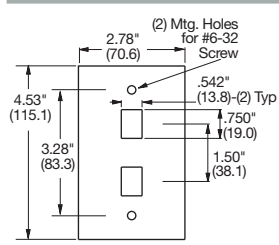
Single Modular Jack
(Box Mount).

Specifications are subject to change without notice.

Wallplates

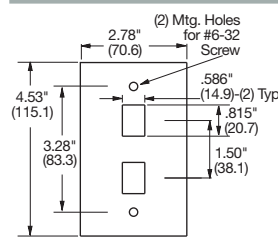
Custom Metal Wallplates

Configuration Selector Guide



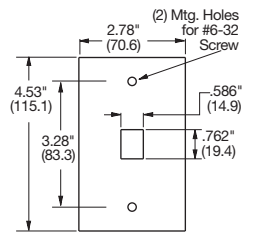
Configuration
471

Dual Modular Jack
(Box Mount).



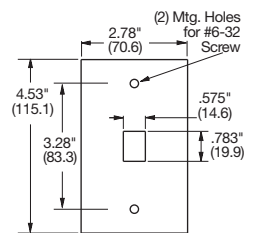
Configuration
477

Dual Modular Jack
(Box Mount).



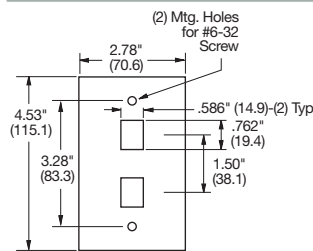
Configuration
473

Single Modular Jack
(Box Mount).



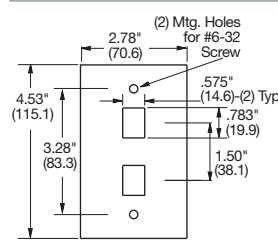
Configuration
479

Single Modular Jack
(Box Mount).



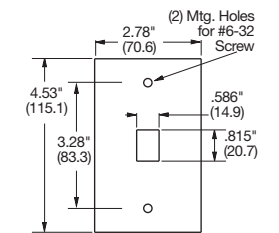
Configuration
474

Dual Modular Jack
(Box Mount).



Configuration
480

Dual Modular Jack
(Box Mount).



Configuration
476

Dual Modular Jack
(Box Mount).

Specifications are subject to change without notice.