



Weatherproof Covers



Residential
Commercial
Industrial
Agricultural
Signage
Sports Fields

All Intermatic Weatherproof Covers meet the 2011 NEC current code requirements

Code Requirements:

Intermatic's line of Type 3R receptacle covers ensures compliance with 2011 NEC Article 406.9 (B1) which requires that 15 and 20 ampere, 125 and 250 volt receptacles installed in a wet location have an enclosure that is weatherproof whether or not the attachment plug cap is inserted. They are designed to meet the 2011 NEC Article 210-60(b), which requires that receptacles installed behind beds in hotels and motels, be protected with a suitable guard.

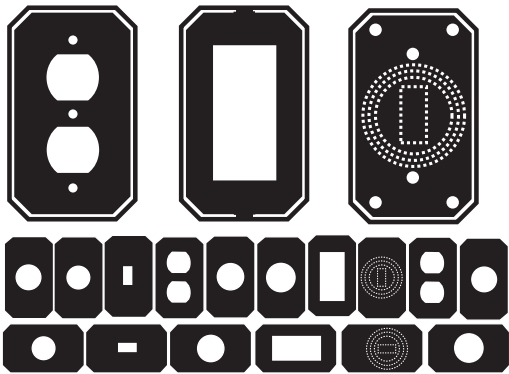
Type 3R

Meets UL and CSA Cold Impact Testing at -60°F (-51°C)

Specifications:

All covers can be used for flush mount, surface mount or FS junction box mounting
 Cover: Clear (gray or white on selected models) UV stabilized polycarbonate
 Mounting Base and Inserts: Black UV stabilized polycarbonate
 Gasket: Neoprene – 1/8" (4.8 mm) thick with slits for mounting screws

These Flexi-Guard Inserts fit single-gang or double-gang models of clear, gray, or white plastic, and extra-duty die-cast designs. Each insert package can be purchased separately. All weatherproof covers come with Flexi-Guard inserts and mounting screws. The double-gang inserts (WP217, WP101, WP102, WP107, and WP213) include a special double-gang gasket.



WP17

Single-Gang Flexi-Guard Inserts

3 standard Flexi-Guard inserts – 16 possible configurations

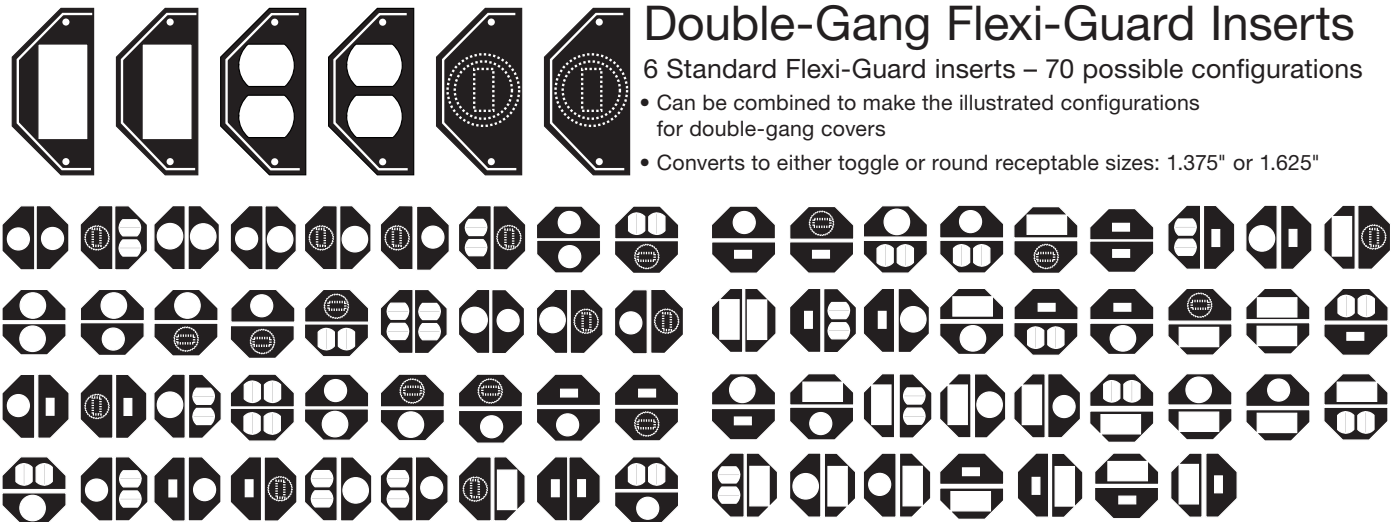
- Standard in all Flexi-Guard single-gang covers
- 3 separate inserts can be configured into 16 different receptacles or switches
- Converts to either toggle or round receptacle sizes: 1.375," 1.625," 1.75," or 2.125"

WP217

Double-Gang Flexi-Guard Inserts

6 Standard Flexi-Guard inserts – 70 possible configurations

- Can be combined to make the illustrated configurations for double-gang covers
- Converts to either toggle or round receptable sizes: 1.375" or 1.625"



Additional Inserts Available for Flexi-Guard Series:

WP101




Double-Gang Duplex

WP102




Double-Gang GFCI

WP107



Double-Gang Round
1.375", 1.625", 1.75"

WP213



Double-Gang Round
1.375", 1.625", 1.75"

Meets/Exceeds All 2011 NEC Requirements for Extra-Duty Applications and Wet Locations*



A.



B.



C.



D.




E.



F.



Single-Gang WP17 Inserts



Double-Gang WP217 Inserts

Extra-Duty Die-Cast Covers Single and Double-Gang



- Type 3R enclosure rating
- Lockable hasp
- Die-Cast aluminum construction
- Impact rated
- Sleek industrial design
- Reinforced hinge
- Can be used with 12 gauge cord sets. Recommended for 14 gauge or lighter cord sets

Single-Gang Vertical

	Model #	Flexi-Guard Inserts	Length	Width	Height	Depth
A.	WP3110MXD	WP17	6.375"	3.875"	2.875"	2 3/4"
B.	WP1010MXD	WP17	6.375"	3.875"	3.25"	3 1/8"
C.	WP1250MVXD	WP17	6.375"	3.875"	4.75"	4 5/8"

Double-Gang

	Model #	Flexi-Guard Inserts	Length	Width	Height	Depth
D.	WP1030MXD	WP217	6.312"	5.75"	3.25"	3 1/8"
E.	WP1250MXD	WP217	6.312"	5.75"	4.75"	4 5/8"

Single-Gang/Horizontal

	Model #	Flexi-Guard Inserts	Length	Width	Height	Depth
F.	WP1010HMXD	WP17	4.375"	5.75"	3.25"	3 1/8"

*2011 NEC Article 406.9 (B1)

www.intermatic.com



A.



B.



C.



D.



E.

Plastic In-Use Covers Single-Gang



- Complies with 2011 NEC Article 406.9 (B1)
- Heavy-duty polycarbonate construction
- Vertical/horizontal hinge configuration
- Pre-adhered gasket
- Meets requirements for Cold Impact Testing at -60°F (-51°C)
- Packaged with 3 patented inserts for GFCI, duplex, toggle, or round receptacles
- Limited 1-year warranty

Model #	Flexi-Guard Inserts	Cord Diam.	Max. Cord Gauge	Depth	Color	Lockable Hasp Diam.
A. WP3100C*	WP17	0.5"	(2) 14 or (1) 12 Gauge	2 3/4"	Clear	For .125" lock
B. WP3103C**	WP17	0.5"	(2) 14 or (1) 12 Gauge	2 3/4"	Clear	For .125" lock
C. WP1100C	WP17	0.5"	(2) 14 or (1) 12 Gauge	2 3/4"	Clear	For .250" lock
D. WP1100WC	WP17	0.5"	(2) 14 or (1) 12 Gauge	2 3/4"	White	For .250" lock
WP1110C	WP17	0.5"	(2) 14 or (1) 12 Gauge	3 5/8"	Clear	For .250" lock
E. WP1110GC	WP17	0.5"	(2) 14 or (1) 12 Gauge	3 5/8"	Gray	For .250" lock
WP1110WC	WP17	0.5"	(2) 14 or (1) 12 Gauge	3 5/8"	White	For .250" lock

*Hidden hinge

**Includes 3/0 Adapter Plate for 3" Round Box





F.



G.



H.



J.



K.



L.



M.

Hinge Configuration Vertical

	Model #	Flexi-Guard Inserts	Cord Diam.	Depth	Color
F.	WP1000C	WP17	0.5"	2 ¼"	Clear
G.	WP1000GC	WP17	0.5"	2 ¼"	Gray
H.	WP1010C	WP17	0.5"	3 ⅞"	Clear
J.	WP1000WC	WP17	0.5"	2 ¼"	White

Hinge Configuration Horizontal

	Model #	Flexi-Guard Inserts	Cord Diam.	Depth	Color
K.	WP1000HC	WP17	0.5"	2 ¼"	Clear
L.	WP1000HGC	WP17	0.5"	2 ¼"	Gray
M.	WP1010HC	WP17	0.5"	3 ⅞"	Clear

Note: See page 106 for inserts

Plastic In-Use Covers Single-Gang 

- Complies with 2011 NEC Article 406.9 (B1)
- Heavy-duty polycarbonate construction
- Vertical and horizontal mount
- Meets Cold Impact Testing requirements at -60°F (-51°C)
- Limited 1-year warranty



A.




B.



C.



D.



E.


Plastic In-Use Covers Double-Gang or Single-Gang



- Complies with 2011 NEC Article 406.9 (B1)
- Heavy-duty polycarbonate construction
- Vertical hinge configuration
- Pre-adhered gasket
- 3 inserts for GFCI, duplex, toggle, or round receptacles
- Meets Cold Impact Testing requirements at -60°F (-51°C)

Model #	Flexi-Guard Inserts	Cord Diam.	Max. Cord Gauge	Depth	Color
A. WP1020C	WP101 & WP102	0.5"	(2) 14 or (1) 12 Gauge	2 1/4"	Clear
B. WP1020GC	WP101 & WP102	0.5"	(2) 14 or (1) 12 Gauge	2 1/4"	Gray
C. WP1020WC	WP101 & WP102	0.5"	(2) 14 or (1) 12 Gauge	2 1/4"	White
D. WP1030C	WP101 & WP102	0.5"	(2) 14 or (1) 12 Gauge	3 1/4"	Clear
E. WP1050	WP101 & WP102	0.8"	(2) 14 or (1) 10 Gauge	4 3/4"	Clear

Note: Lockable hasp accepts up to .125" (3.175 mm) diameter shank



WP101 & WP102 Inserts



F.



G.



H.



J.



K.



L.

Plastic In-Use Covers Double-Gang



- Complies with 2011 NEC Article 406.9 (B1)
- Heavy-duty polycarbonate construction
- Vertical hinge configuration
- Pre-adhered gasket
- 3 inserts for GFCI, duplex, toggle, or round receptacles
- Meets Cold Impact Testing requirements at -60°F (-51°C)

Model #	Flexi-Guard Inserts	Cord Diam.	Max. Cord Gauge	Depth	Color
F. WP1150C	WP17	0.8"	(2) 14 or (1) 10 Gauge	4 ¾"	Clear
G. WP1220C	WP217	0.5"	(2) 14 or (1) 12 Gauge	2 ¼"	Clear
H. WP1220GC	WP217	0.5"	(2) 14 or (1) 12 Gauge	2 ¼"	Gray
J. WP1220WC	WP217	0.5"	(2) 14 or (1) 12 Gauge	2 ¼"	White
K. WP1230C	WP217	0.5"	(2) 14 or (1) 12 Gauge	3 ⅞"	Clear
L. WP1250C	WP217	0.8"	(2) 14 or (1) 10 Gauge	4 ¾"	Clear