

Sealing Fittings

Explosionproof, Dust-Ignitionproof

UNILETS™ for Use with Threaded Rigid Metal Conduit and IMC.

Applications

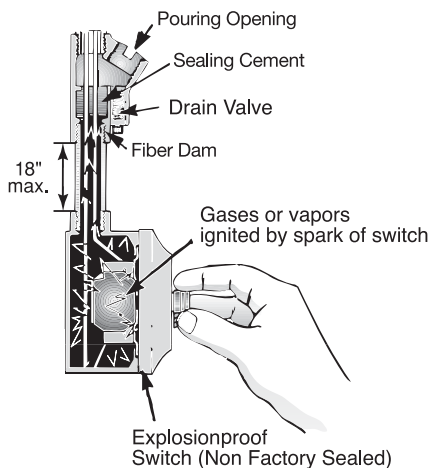
- Prevent passage of gases, vapors or flames from one portion of conduit system to another. Restrict any explosion to the sealed off enclosure. Prevent pressure piling within conduit system.
- Required in Class I, Division 1 and 2 locations within 18" of enclosures containing apparatus that may cause arcs, sparks or high temperatures.
- Required in Class I, Division 1 and 2 locations where 2" or larger conduit enters enclosure, fitting housing terminals, splices or taps.
- Required in Class I, Division 1 and 2 locations at the boundary where conduit leaves classified location.
- Required in Class I, Division 1 and 2 locations where two or more enclosures are connected by 36" or less conduit. Seal must be located within 18" of either enclosure.
- Required where cables (which exceed rate of gas or vapor transmission permitted for seals) are used in Class I, Division 2 locations.

Features

- Explosionproof, dust-ignitionproof, raintight.
- Smooth, rounded integral bushing in each hub protects conductor insulation.
- Accurately tapped, tapered threads for tight, rigid joints and ground continuity.
- Removable nipple in male sealing fitting may be used interchangeably in top or bottom hub.
- EYS—for sealing vertical conduit. Large opening for damming and filling.
- Expanded fill EYSEF/EYDEF— allow up to 40% conduit fill in compliance with the National Electrical Code.
- EYSF/EYSM—for sealing vertical conduit. Large opening for damming and filling.

Illustrated Features

Sealing fittings prevent passage of gases, vapors or flames from one portion of a conduit system to another. They also restrict large amounts of ignitable gases or vapors from accumulating to confine explosive pressure.



- ESUF/ESUM— for sealing vertical or horizontal conduit. Pouring spout rotates 90°. Removable cover provides full access for damming 1/2" thru 1" sizes have threaded cover openings for damming.
- EYF/EYM—close radius type for sealing vertical or horizontal conduit runs.
- EYDM Drain Sealing Fittings—close radius type for sealing vertical conduit runs. Access cover has drain valve for automatic draining of water accumulation above the seal.
- UL Listed for use with Kwiko™ A Sealing Compound. Also listed with certain competitors sealing cement, contact factory for details.

Standard Materials

- EYSF/EYSM, EYF/EYM and EYDM seals: malleable iron or copperfree Almag 35 aluminum
- EYS, EYSEF/EYDEF, and ESUF/ESUM seals: malleable iron
- EYD and EYS seals: Grayloy®-iron

Standard Finishes

- Malleable iron and Grayloy®-iron products have triple-coat — (1) zinc electroplate, (2) chromate, and (3) epoxy powder coat,
- Almag 35 aluminum products have epoxy powder coat

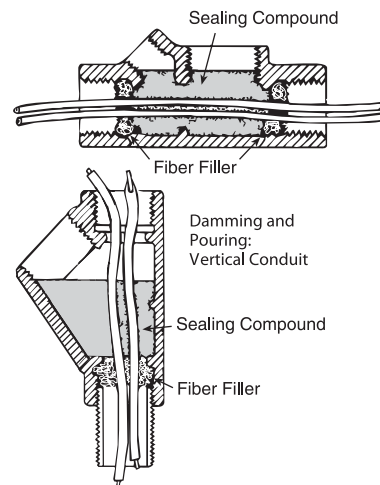
NEC/CEC Certifications and Compliances

- UL Standard: 886 (1203)
- UL Listed: E10444
- CSA Standard: C22.2 No. 30
- CSA Certified: 065181

Related Products

- Kwiko™ A sealing cement and fiber filler

Appleton sealing fittings are suitable for Class I and II locations. EYS, EYSF and EYD are for sealing vertical conduit. EY and ESU are for sealing vertical and horizontal conduit. EYDM and EYD also have drain valves.






EYS 25% * Fill Vertical Conduit Sealing Fittings

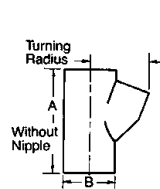
Explosionproof, Dust-Ignitionproof, Raintight

UNILETS™ for Use with Threaded Rigid Metal Conduit and IMC.

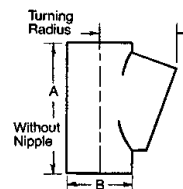
NEC/CEC:

Class I, Division 1 and 2, Groups A, B, C, D
 Class II, Division 1 and 2, Groups E, F, G
 Class III

	Trade Size (Inches)	Millimeters (Inches)			Kwiko™ A Cement Required Grams (Ounces)	Catalog Number	
		A (Length)	B (Width)	Turning Radius ①		Malleable Iron	Almag 35 Aluminum
 1/2" — 3"  4"	Female						
	1/2	82.5 (3.25)	28.7 (1.13)	45.9 (1.81)	56.7 (2.00)	EYSF-50	EYSF-50AL
	3/4	92.2 (3.63)	35.0 (1.38)	57.1 (2.25)	85.1 (3.00)	EYSF-75	EYSF-75AL
	1	107.9 (4.25)	44.5 (1.75)	60.4 (2.38)	141.7 (5.00)	EYSF-100	EYSF-100AL
	1-1/4	128.5 (5.06)	50.8 (2.00)	74.6 (2.94)	311.8 (11.00)	EYSF-125	—
	1-1/2	139.7 (5.50)	63.5 (2.50)	89.9 (3.50)	538.6 (19.00)	EYSF-150	—
	2	158.7 (6.25)	74.6 (2.94)	104.9 (4.13)	878.8 (31.00)	EYSF-200	—
	2-1/2	188.9 (7.44)	85.8 (3.38)	120.6 (4.75)	1304.1 (46.00)	EYSF-250	—
	3	215.9 (8.50)	104.9 (4.13)	143.0 (5.63)	2324.7 (82.00)	EYSF-300	—
	4	219.2 (8.63)	130.3 (5.13)	165.1 (6.50)	2608.2 (92.00)	EYSF-400	—
 1/2" — 1"	Male/Female (Removable Male Nipple)						
	1/2	82.5 (3.25)	28.7 (1.13)	45.9 (1.81)	56.7 (2.00)	EYSM-50	EYSM-50AL
	3/4	92.2 (3.63)	35.5 (1.38)	57.1 (2.25)	85.1 (3.00)	EYSM-75	EYSM-75AL
	1	107.9 (4.25)	44.5 (1.75)	60.4 (2.38)	141.7 (5.00)	EYSM-100	EYSM-100AL



EYSF
1/2" — 3"
EYSM
1/2" — 1"



EYSF
4"

* Per NEC 501.15(C)(6) seals in Class I, Division 1 and 2 must be limited to conductor fill of 25% of cross sectional area of a rigid metal conduit of the same trade size unless approved for higher percentage fill. See 40% fill sealing fittings.

① Turning radius with cover or plug removed.

◆ Indicates items in the shaded area which are UL Listed for Class I, Groups A, B, C, D; Class II, Groups E, F, G; and Class III.

EYS 25% * Fill Vertical and Horizontal Sealing Fittings

For Close Turning Radius. Explosionproof, Dust-Ignitionproof, Raintight.

UNILETS™ for Use with Threaded Rigid Metal Conduit and IMC.

NEC/CEC:

Class I, Division 1 and 2, Groups A, B, C, D

Class II, Division 1 and 2, Groups E, F, G

Class III

HAZARDOUS LOCATION FITTINGS: NEC/CEC EXPLOSIONPROOF SEALING FITTINGS

Appleton

Trade Size (Inches)	Millimeters (Inches)			Kwiko™ A Cement Required Grams (Ounces)	Catalog Number Grayloy™-Iron
	A (Length)	B (Width)	Turning Radius ①		

EYS Vertical and Horizontal Conduit Seals for Close Turning Radius (25% fill)

Female



1/2" — 1"



1-1/4" — 3"



3-1/2" — 6"

1/2	93.7 (3.69)	31.7 (1.25)	29.4 (1.16)	28.0 (1.00)	EYS-11 ◇
3/4	93.7 (3.69)	38.1 (1.50)	31.7 (1.25)	57.0 (2.00)	EYS-21 ◇
1	109.4 (4.31)	44.4 (1.75)	35.5 (1.38)	113.0 (4.00)	EYS-31 ◇
1-1/4	128.5 (5.06)	55.6 (2.19)	44.4 (1.75)	255.0 (9.00)	EYS-4
1-1/2	139.7 (5.50)	61.9 (2.44)	52.3 (2.06)	340.0 (12.00)	EYS-5
2	158.7 (6.25)	76.2 (3.00)	58.6 (2.31)	595.0 (21.00)	EYS-6
2-1/2	190.5 (7.50)	88.9 (3.50)	68.3 (2.69)	1049.0 (37.00)	EYS-7
3	215.9 (8.50)	107.9 (4.25)	79.5 (3.13)	1729.0 (61.00)	EYS-8
3-1/2	233.4 (9.19)	120.6 (4.75)	87.3 (3.44)	2268.0 (80.00)	EYS-9
4	247.6 (9.75)	133.3 (5.25)	93.7 (3.69)	3175.0 (112.00)	EYS-10
5	294.6 (11.06)	165.1 (6.50)	119.1 (4.69)	5613.0 (198.00)	EYS-012
6	308.1 (12.13)	193.8 (7.63)	136.6 (5.38)	9667.0 (230.00)	EYS-014

Male/Female (Removable Male Nipple)



1/2" — 1"

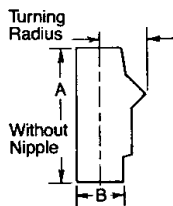


1-1/4" — 3"

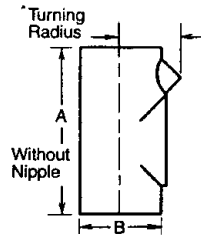


3-1/2" — 6"

1/2	93.7 (3.69)	31.7 (1.25)	29.4 (1.16)	28.0 (1.00)	EYS-116 ◇
3/4	93.7 (3.69)	38.1 (1.50)	31.7 (1.25)	57.0 (2.00)	EYS-216 ◇
1	109.4 (4.31)	44.4 (1.75)	35.5 (1.38)	113.0 (4.00)	EYS-316 ◇
1-1/4	128.5 (5.06)	55.6 (2.19)	44.4 (1.75)	255.0 (9.00)	EYS-46
1-1/2	139.7 (5.50)	61.9 (2.44)	52.3 (2.06)	340.0 (12.00)	EYS-56
2	158.7 (6.25)	76.2 (3.00)	58.6 (2.31)	595.0 (21.00)	EYS-66
2-1/2	190.5 (7.50)	88.9 (3.50)	68.3 (2.69)	1,049.0 (37.00)	EYS-76
3	215.9 (8.50)	107.9 (4.25)	79.5 (3.13)	1,729.0 (61.00)	EYS-86
3-1/2	233.4 (9.19)	120.6 (4.75)	87.3 (3.44)	2,268.0 (80.00)	EYS-96
4	247.6 (9.75)	133.3 (5.25)	93.7 (3.69)	3,175.0 (112.00)	EYS-106
5	294.6 (11.06)	165.1 (6.50)	119.1 (4.69)	5,613.0 (198.00)	EYS-0126
6	308.1 (12.13)	193.8 (7.63)	136.6 (5.38)	9,667.0 (230.00)	EYS-0146



EYS
1/2" — 1"



EYS
1-1/4" — 6"

* Per NEC 501.15(C)(6), seals in Class I, Division 1 and 2 must be limited to conductor fill of 25% of cross sectional area of a rigid metal conduit of the same trade size unless approved for higher percentage fill. See 40% fill sealing fittings.

① Turning radius with cover or plug removed.

◇ Indicates items in the shaded area which are UL Listed for Class I, Groups A, B, C, D; Class II, Groups E, F, G; and Class III.


EYS 25% * Fill Vertical Sealing Fittings for Close Turning Radius

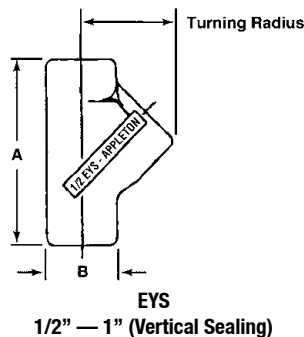
Explosionproof, Dust-Ignitionproof, Raintight

UNILETS™ for Use with Threaded Rigid Metal Conduit and IMC.

NEC/CEC:

Class I, Division 1 and 2, Groups A◇, B, C, D
 Class II, Division 1 and 2, Groups E, F, G
 Class III

	Trade Size (Inches)	Millimeters (Inches)			Kwiko™ A Cement Required Grams (Ounces)	Catalog Number Grayloy™-Iron
		A (Length)	B (Width)	Turning Radius ①		
EYS Vertical Sealing Fittings (25% fill)						
Female						
	1/2	83.3 (3.28)	31.7 (1.25)	41.4 (1.63)	28.4 (1.00)	EYS-1 ◇
	3/4	93.7 (3.69)	38.1 (1.50)	48.5 (1.91)	56.8 (2.00)	EYS-2 ◇
	1	109.4 (4.31)	44.4 (1.75)	60.4 (2.38)	85.1 (3.00)	EYS-3 ◇
Male/Female (Removable Male Nipple)						
	1/2	83.3 (3.28)	31.7 (1.25)	41.4 (1.63)	28.4 (1.00)	EYS-16 ◇
	3/4	93.7 (3.69)	38.1 (1.50)	48.5 (1.91)	56.8 (2.00)	EYS-26 ◇
	1	109.4 (4.31)	44.4 (1.75)	60.4 (2.38)	85.1 (3.00)	EYS-36 ◇



HAZARDOUS LOCATION FITTINGS: NEC/CEC EXPLOSIONPROOF SEALING FITTINGS



* Per NEC 501.15(C)(6), seals in Class I, Division 1 and 2 must be limited to conductor fill of 25% of cross sectional area of a rigid metal conduit of the same trade size unless approved for higher percentage fill. See 40% fill sealing fittings.

① Turning radius with cover or plug removed.

◇ Indicates items in the shaded area which are UL Listed for Class I, Groups A, B, C, D; Class II, Groups E, F, G; and Class III.



ESU 25% * Fill Vertical and Horizontal Conduit Sealing Fittings



Explosionproof, Dust-Ignitionproof, Raintight

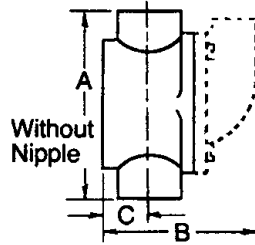
UNILETS™ for Use with Threaded Rigid Metal Conduit and IMC.

NEC/CEC:

Class I, Division 1 and 2, Groups C, D
 Class II, Division 1 and 2, Groups E, F, G
 Class III

HAZARDOUS LOCATION FITTINGS: NEC/CEC EXPLOSIONPROOF SEALING FITTINGS

	Trade Size (Inches)	Millimeters (Inches)			Turning Radius ①	Kwiko™ A Cement Required Grams (Ounces)	Catalog Number Malleable Iron
		A (Length)	B (Width)	C (Hub CL)			
Female							
	1/2	76.2 (3.00)	79.4 (2.94)	17.5 (0.69)	31.7 (1.25)	113.4 (4.00)	ESUF-50
	3/4	79.5 (3.13)	79.4 (2.94)	17.5 (0.69)	31.7 (1.25)	113.4 (4.00)	ESUF-75
	1	85.8 (3.38)	82.5 (3.25)	22.3 (0.88)	35.0 (1.38)	141.7 (5.00)	ESUF-100
1/2" — 1"							
Male/Female (Removable Male Nipple)							
	1/2	76.0 (3.00)	79.4 (2.94)	17.5 (0.69)	31.7 (1.25)	113.4 (4.00)	ESUM-50
	3/4	79.5 (3.13)	79.4 (2.94)	17.5 (0.69)	31.7 (1.25)	113.4 (4.00)	ESUM-75
	1	85.8 (3.38)	82.5 (3.25)	22.3 (0.88)	35.0 (1.38)	141.7 (5.00)	ESUM-100
1/2" — 1"							



ESUF/ESUM
1/2" — 1"

* Per NEC 501.15(C)(6) seals in Class I, Division 1 and 2 must be limited to conductor fill of 25% of cross sectional area of a rigid metal conduit of the same trade size unless approved for higher percentage fill. See 40% fill sealing fittings.

① Turning radius with cover or plug removed.

EY 25% * Fill Vertical and Horizontal Conduit Sealing Fittings

For Close Turning Radius. Explosionproof, Dust-Ignitionproof, Raintight.



UNILETS™ for Use with Threaded Rigid Metal Conduit and IMC.

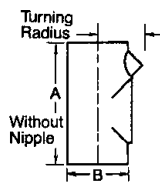
NEC/CEC:

Class I, Division 1 and 2, Groups A◇, B◆, C, D

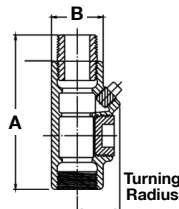
Class II, Division 1 and 2, Groups E, F, G

Class III

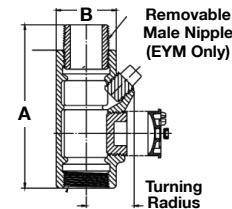
	Trade Size (Inches)	Millimeters (Inches)			Kwiko™ A Cement Required Grams (Ounces)	Catalog Number	
		A (Length)	B (Width)	Turning Radius ①		Malleable Iron	Almag 35 Aluminum
Female							
 <p>1/2" — 1" 1-1/4" — 3" 3-1/2" — 6"</p>	1/2	88.9 (3.50)	30.2 (1.19)	26.9 (1.06)	28.4 (1.00)	EYF-50 ◇	EYF-50AL ◇
	3/4	88.9 (3.50)	35.0 (1.38)	30.2 (1.19)	56.7 (2.00)	EYF-75 ◇	EYF-75AL ◇
	1	107.9 (4.25)	44.4 (1.75)	35.0 (1.38)	113.4 (4.00)	EYF-100 ◇	EYF-100AL ◇
	1-1/4	125.4 (4.94)	50.8 (2.00)	44.4 (1.75)	198.4 (7.00)	EYF-125 ◆	EYF-125AL
	1-1/2	139.7 (5.50)	60.4 (2.38)	52.3 (2.06)	368.5 (13.00)	EYF-150 ◆	EYF-150AL
	2	155.7 (6.13)	73.1 (2.88)	58.6 (2.31)	623.7 (22.00)	EYF-200 ◆	EYF-200AL
	2-1/2	190.5 (7.50)	85.8 (3.38)	68.3 (2.69)	1020.6 (36.00)	EYF-250 ◆	EYF-250AL
	3	206.5 (8.13)	104.9 (4.13)	79.5 (3.13)	1729.3 (61.00)	EYF-300 ◆	EYF-300AL
	3-1/2	227.0 (8.94)	120.6 (4.75)	87.3 (3.44)	2523.1 (89.00)	EYF-350 ◆	EYF-350AL
	4	238.2 (9.38)	130.3 (5.13)	93.7 (3.69)	3231.8 (114.00)	EYF-400 ◆	EYF-400AL
	5	274.5 (10.81)	158.7 (6.25)	119.1 (4.69)	5726.6 (202.00)	EYF-500 ②	—
	6	299.9 (11.81)	185.6 (7.31)	136.6 (5.38)	6520.4 (230.00)	EYF-600 ②	—
Male/Female (Removable Male Nipple)							
 <p>1/2" — 1" 1-1/4" — 3" 3-1/2" — 6"</p>	1/2	119.9 (4.72)	30.2 (1.19)	26.9 (1.06)	28.4 (1.00)	EYM-50 ◇	EYM-50AL ◇
	3/4	119.6 (4.71)	35.0 (1.38)	30.2 (1.19)	56.7 (2.00)	EYM-75 ◇	EYM-75AL ◇
	1	137.7 (5.42)	44.4 (1.75)	35.0 (1.38)	113.4 (4.00)	EYM-100 ◇	EYM-100AL ◇
	1-1/4	160.3 (6.31)	50.8 (2.00)	44.4 (1.75)	198.4 (7.00)	EYM-125 ◆	EYM-125AL
	1-1/2	177.3 (6.98)	60.4 (2.38)	52.3 (2.06)	368.5 (13.00)	EYM-150 ◆	EYM-150AL
	2	195.3 (7.69)	73.1 (2.88)	58.6 (2.31)	623.7 (22.00)	EYM-200 ◆	EYM-200AL
	2-1/2	236.2 (9.30)	85.8 (3.38)	68.3 (2.69)	1020.6 (36.00)	EYM-250 ◆	EYM-250AL
	3	263.4 (10.37)	104.9 (4.13)	79.5 (3.13)	1729.3 (61.00)	EYM-300 ◆	EYM-300AL
	3-1/2	282.7 (11.13)	120.6 (4.75)	87.3 (3.44)	2523.1 (89.00)	EYM-350 ◆	EYM-350AL
	4	299.0 (11.77)	130.3 (5.13)	93.7 (3.69)	3231.8 (114.00)	EYM-400 ◆	EYM-400AL
	5	329.4 (12.97)	158.7 (6.25)	119.1 (4.69)	5726.6 (202.00)	EYM-500 ②	—
	6	358.6 (14.12)	185.6 (7.31)	136.6 (5.38)	6520.4 (230.00)	EYM-600 ②	—



EYF 1/2" — 6"



EYM 1/2" — 1"



EYM 1-1/4" — 6"

* Per NEC 501.15(C)(6), seals in Class I, Division 1 and 2 must be limited to conductor fill of 25% of cross sectional area of a rigid metal conduit of the same trade size unless approved for higher percentage fill. See 40% fill sealing fittings.

① Turning radius with cover or plug removed.

② Not UL Listed. CSA Certified only.

◇ Indicates items in the shaded area which are UL Listed for Class I, Groups A, B, C, D; Class II, Groups E, F, G; and Class III.

◆ Indicated items in the shaded area which are UL Listed for Class I, Groups B, C, D; Class II, Groups E, F, G; and Class III.

EY 40% Fill Expanded Fill Sealing Fittings for Close Turning Radius

Explosionproof, Dust-Ignitionproof, Raintight

UNILETS™ for Use with Threaded Rigid Metal Conduit and IMC.

NEC/CEC:











Class I, Division 1 and 2, Groups A◇, B◆, C, D

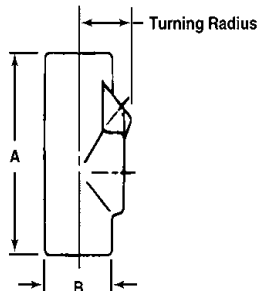
Class II, Division 1 and 2, Groups E, F, G

Class III

HAZARDOUS LOCATION FITTINGS: NEC/CEC EXPLOSIONPROOF SEALING FITTINGS

Appleton

	Trade Size (Inches)	Millimeters (Inches)		Turning Radius ①	Kwiko™ A Cement Required Grams (Ounces)	Catalog Number	
		A (Length)	B (Width)			Malleable Iron	Almag 35 Aluminum
EYSEF Female 1/2"-4" Vertical and Horizontal Conduit Seals for Close Turning Radius							
	1/2	93.7 (3.69)	38.1 (1.50)	31.7 (1.25)	56.8 (2.00)	EYSEF50 ◇	EYSEF50AL ◇
	3/4	109.4 (4.31)	44.4 (1.75)	35.0 (1.38)	113.5 (4.00)	EYSEF75 ◇	EYSEF75AL ◇
	1	128.5 (5.06)	55.6 (2.19)	44.4 (1.75)	198.6 (7.00)	EYSEF100 ◆	EYSEF100AL ◆
	1-1/4	139.7 (5.50)	61.9 (2.44)	52.3 (2.06)	368.9 (13.00)	EYSEF125 ◆	EYSEF125AL ◆
	1-1/2	158.7 (6.25)	76.2 (3.00)	58.6 (2.31)	624.3 (22.00)	EYSEF150 ◆	EYSEF150AL
	2	190.5 (7.50)	88.9 (3.50)	66.8 (2.63)	1,021.5 (36.00)	EYSEF200 ◆	EYSEF200AL
	2-1/2	215.9 (8.50)	107.9 (4.25)	76.2 (3.00)	1,730.9 (61.00)	EYSEF250 ◆	EYSEF250AL
	3	233.4 (9.19)	120.6 (4.75)	84.0 (3.31)	2,525.4 (89.00)	EYSEF300 ◆	EYSEF300AL
	3-1/2	247.6 (9.75)	133.3 (5.25)	91.1 (3.59)	3,234.8 (114.00)	EYSEF350 ◆	EYSEF350AL
	4	280.9 (11.06)	165.1 (6.50)	107.1 (4.22)	5,726.6 (202.00)	EYSEF400	EYSEF400AL
EYDEF Female 1/2"-4" Vertical Drain Seals for Close Turning Radius							
	1/2	93.7 (3.69)	38.1 (1.50)	31.7 (1.25)	113.5 (4.00)	EYDEF50 ◆	EYDEF50AL ◆
	3/4	109.4 (4.31)	44.4 (1.75)	35.0 (1.38)	170.3 (6.00)	EYDEF75 ◆	EYDEF75AL ◆
	1	128.5 (5.06)	55.6 (2.19)	44.4 (1.75)	198.6 (7.00)	EYDEF100 ◆	EYDEF100AL ◆
	1-1/4	139.7 (5.50)	61.9 (2.44)	52.3 (2.06)	368.9 (13.00)	EYDEF125 ◆	EYDEF125AL ◆
	1-1/2	158.7 (6.25)	76.2 (3.00)	58.6 (2.31)	624.3 (22.00)	EYDEF150 ◆	EYDEF150AL
	2	190.5 (7.50)	88.9 (3.50)	66.8 (2.63)	1,021.5 (36.00)	EYDEF200 ◆	EYDEF200AL
	2-1/2	215.9 (8.50)	107.9 (4.25)	76.2 (3.00)	1,730.9 (61.00)	EYDEF250 ◆	EYDEF250AL
	3	233.4 (9.19)	120.6 (4.75)	84.0 (3.31)	2,525.4 (89.00)	EYDEF300 ◆	EYDEF300AL
	3-1/2	247.6 (9.75)	133.3 (5.25)	91.1 (3.59)	3,234.8 (114.00)	EYDEF350 ◆	EYDEF350AL
	4	280.9 (11.06)	165.1 (6.50)	107.1 (4.22)	5,726.6 (202.00)	EYDEF400	EYDEF400AL



① Turning radius with cover or plug removed.

◇ Indicates items in the shaded area which are UL Listed for Class I, Groups A, B, C, D; Class II, Groups E, F, G; and Class III.

◆ Indicated items in the shaded area which are UL Listed for Class I, Groups B, C, D; Class II, Groups E, F, G; and Class III.





EYD 25% * Fill Vertical Conduit Drain Sealing Fittings

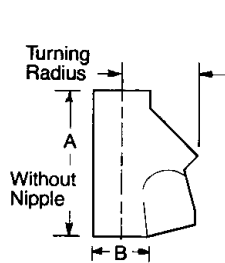
For Close Turning Radius. Explosionproof, Dust-Ignitionproof, Raintight.

UNILETS™ for Use with Threaded Rigid Metal Conduit and IMC.

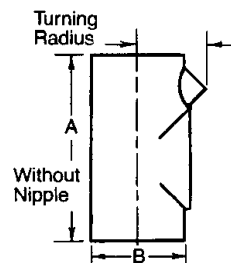
NEC/CEC:

Class I, Division 1 and 2, Groups C, D
Class II, Division 1 and 2, Groups E, F, G
Class III

	Trade Size (Inches)	Millimeters (Inches)			Kwiko™ A Cement Required Grams (Ounces)	Catalog Number Grayloy™-Iron
		A (Length)	B (Width)	Turning Radius ①		
EYD Vertical Conduit Drain Seals for Close Turning Radius (25% fill)						
Female						
	1/2	83.3 (3.28)	38.1 (1.50)	26.9 (1.06)	28.0 (1.00)	EYD-1
	3/4	93.7 (3.69)	44.4 (1.75)	30.2 (1.19)	57.0 (2.00)	EYD-2
1/2" — 1"	1	109.4 (4.31)	55.6 (2.19)	35.0 (1.38)	113.0 (4.00)	EYD-3
	1-1/4	128.5 (5.06)	55.6 (2.19)	44.4 (1.75)	255.0 (9.00)	EYD-4
	1-1/2	139.7 (5.50)	61.9 (2.44)	52.3 (2.06)	340.0 (12.00)	EYD-5
	2	158.7 (6.25)	76.2 (3.00)	58.9 (2.31)	595.0 (21.00)	EYD-6
1-1/4" — 3"	2-1/2	190.5 (7.50)	88.9 (3.50)	68.8 (2.69)	1049.0 (37.00)	EYD-7
	3	215.9 (8.50)	107.9 (4.25)	79.5 (3.13)	1729.0 (61.00)	EYD-8
3-1/2" — 4"	3-1/2	233.4 (9.19)	120.6 (4.75)	87.3 (3.44)	2268.0 (80.00)	EYD-9
	4	247.6 (9.75)	13.33 (5.25)	93.7 (3.69)	3175.0 (112.00)	EYD-10
Male/Female (Removable Male Nipple)						
	1/2	83.3 (3.28)	38.1 (1.50)	26.9 (1.06)	28.0 (1.00)	EYD-16
	3/4	93.7 (3.69)	44.4 (1.75)	30.2 (1.19)	57.0 (2.00)	EYD-26
1/2" — 1"	1	109.4 (4.31)	55.6 (2.19)	35.0 (1.38)	113.0 (4.00)	EYD-36
	1-1/4	128.5 (5.06)	55.6 (2.19)	44.4 (1.75)	255.0 (9.00)	EYD-46
	1-1/2	139.7 (5.50)	61.9 (2.44)	52.3 (2.06)	340.0 (12.00)	EYD-56
	2	158.7 (6.25)	76.2 (3.00)	58.9 (2.31)	595.0 (21.00)	EYD-66
1-1/4" — 3"	2-1/2	190.5 (7.50)	88.9 (3.50)	68.8 (2.69)	1049.0 (37.00)	EYD-76
	3	215.9 (8.50)	107.9 (4.25)	79.5 (3.13)	1729.0 (61.00)	EYD-86
3-1/2" — 4"	3-1/2	233.4 (9.19)	120.6 (4.75)	87.3 (3.44)	2268.0 (80.00)	EYD-96
	4	247.6 (9.75)	13.33 (5.25)	93.7 (3.69)	3175.0 (112.00)	EYD-106



EYD
1/2" — 1"



EYD
1-1/4" — 4"

* Per NEC 501.15(C)(6), seals in Class I, Division 1 and 2 must be limited to conductor fill of 25% of cross sectional area of a rigid metal conduit of the same trade size unless approved for higher percentage fill. See 40% fill sealing fittings.

① Turning radius with cover or plug removed.

EYDM 25% * Fill Vertical Conduit Drain Sealing Fittings

For Close Turning Radius. Explosionproof, Dust-Ignitionproof, Raintight.

UNILETS™ for Use with Threaded Rigid Metal Conduit and IMC.

NEC/CEC:






Class I, Division 1 and 2, Groups B♦, C, D

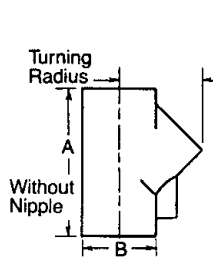
Class II, Division 1 and 2, Groups E, F, G

Class III

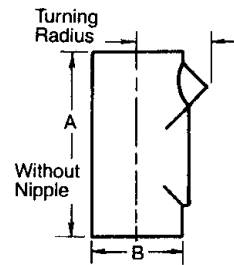
HAZARDOUS LOCATION FITTINGS: NEC/CEC EXPLOSIONPROOF SEALING FITTINGS

Appleton

	Trade Size (Inches)	Centimeters (Inches)		Turning Radius ①	Kwiko™ A Cement Required Grams (Ounces)	Catalog Number	
		A (Length)	B (Width)			Malleable Iron	Almag 35 Aluminum
EYDM Vertical Conduit Drain Seals for Close Turning Radius (25% fill) ‡							
Male/Female (Removable Male Nipple)							
	1/2	9.2 (3.63)	3.5 (1.38)	4.9 (1.94)	56.7 (2.00)	EYDM-50 ♦	EYDM-50AL
	3/4	9.2 (3.63)	3.5 (1.38)	4.9 (1.94)	56.7 (2.00)	EYDM-75 ♦	EYDM-75AL
	1	10.3 (4.06)	4.0 (1.56)	5.2 (2.06)	85.1 (3.00)	EYDM-100 ♦	EYDM-100AL
	1-1/4	12.5 (4.94)	5.1 (2.00)	4.5 (1.75)	198.4 (7.00)	EYDM-125 ♦	EYDM-125AL
	1-1/2	14.0 (5.50)	6.0 (2.38)	5.2 (2.06)	368.5 (13.00)	EYDM-150 ♦	EYDM-150AL
	2	15.6 (6.13)	7.3 (2.88)	5.9 (2.31)	623.7 (22.00)	EYDM-200 ♦	EYDM-200AL
	2-1/2	19.1 (7.50)	8.6 (3.38)	6.8 (2.69)	1020.6 (36.00)	EYDM-250 ♦	EYDM-250AL
	3	20.7 (8.13)	10.5 (4.13)	7.9 (3.13)	1729.3 (61.00)	EYDM-300 ♦	EYDM-300AL
	3-1/2	22.7 (8.94)	12.1 (4.75)	8.7 (3.44)	2523.1 (89.00)	EYDM-350 ♦	EYDM-350AL
	4	23.8 (9.38)	13.0 (5.13)	9.4 (3.69)	3231.8 (114.00)	EYDM-400 ♦	EYDM-400AL



EYDM
1/2" — 1"



EYDM
1-1/4" — 4"

* Per NEC 501.15(C)(6), seals in Class I, Division 1 and 2 must be limited to conductor fill of 25% of cross sectional area of a rigid metal conduit of the same trade size unless approved for higher percentage fill. See 40% fill sealing fittings.

① Turning radius with cover or plug removed.

♦ Indicated items in the shaded area which are UL Listed for Class I, Groups B, C, D; Class II, Groups E, F, G; and Class III.

ES 25% Sealing Hubs

Explosionproof, Dust-Ignitionproof

UNILETS™ for Use with Threaded Rigid Metal Conduit and IMC.

NEC/CEC:

Class I, Division 1 and 2, Groups A◇, B◆, C, D
 Class II, Division 1 and 2, Groups E, F, G
 Class III

Applications

- Used to seal vertical conduit risers at switch gear and motor control centers, sheet metal structures, or cast boxes and enclosures.
- Can be used as a male thread enlarger or conduit hub in an ordinary location.

Features

- Explosionproof, dust-ignitionproof.
- Smooth, rounded integral bushing in each hub protects conductor insulation.
- Accurately tapped, tapered threads for tight, rigid joints and ground continuity.
- Allows up to 25% conduit fill in compliance with the National Electrical Code.
- UL Listed for use with Kwiko™ A Sealing Compound. Also listed with certain competitors sealing cement, contact factory for details.

Standard Materials

- Malleable iron

Standard Finishes

- Triple-coat — (1) zinc electroplate, (2) chromate, and (3) epoxy powder coat

Options

- Sealing gaskets and locknuts (to provide a water and oil-tight connection), add suffix **-BLSG** to catalog number



Standard Hub



Standard Hub with Locknut and Sealing Gasket Option (Suffix – BLSG)

NEC/CEC Certifications and Compliances

- UL Standard: 886 (1203)
- UL Listed: E10444
- CSA Standard: C22.2 No. 30
- CSA Certified: 065181

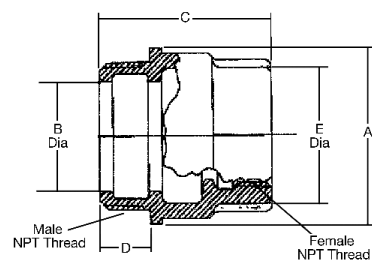
Related Products

- Kwiko™ A Sealing Cement and Filler

Male Hub Size (Inches)	Female Hub Size (Inches)	Approximate Internal Volume dm ³ (in ³)	Kwiko™ A Cement Required Grams (Ounces)	Catalog Number
1	1/2	0.01 (0.74)	25.2 (1.00)	ES10050 ◇
1	3/4	0.01 (0.76)	25.9 (1.00)	ES10075 ◇
1-1/2	1	0.05 (3.10)	105.6 (4.00)	ES150100 ◇
2	1-1/4	0.08 (4.69)	159.7 (6.00)	ES200125 ◆
2	1-1/2	0.08 (4.69)	159.7 (6.00)	ES200150 ◆
2-1/2	2	0.15 (9.38)	319.4 (11.00)	ES250200 ◆
4	3	0.55 (33.70)	1,147.5 (40.00)	ES400300 ◆
5	4	1.50 (91.23)	3106.4 (109.00)	ES500400 ◆
6	5	2.36 (143.73)	4894.0 (172.00)	ES600500

Dimensions in Millimeters (Inches)

Catalog Number	Millimeters (Inches)				
	A	B	C	D	E
ES10050	41.4 (1.63)	22.3 (0.88)	57.2 (2.25)	26.9 (1.06)	31.7 (1.25)
ES10075	45.9 (1.81)	22.3 (0.88)	57.2 (2.25)	26.9 (1.06)	38.1 (1.50)
ES150100	57.1 (2.25)	35.0 (1.38)	79.5 (3.13)	30.2 (1.19)	44.4 (1.75)
ES200125	71.3 (2.81)	44.4 (1.75)	79.5 (3.13)	30.2 (1.19)	55.6 (2.19)
ES200150	71.3 (2.81)	44.4 (1.75)	79.5 (3.13)	30.2 (1.19)	61.9 (2.44)
ES250200	88.9 (3.50)	52.3 (2.06)	96.7 (3.81)	44.4 (1.75)	76.2 (3.00)
ES400300	133.3 (5.25)	92.2 (3.63)	127.0 (5.00)	50.8 (2.00)	107.9 (4.25)
ES500400	168.4 (6.63)	117.6 (4.63)	177.8 (7.00)	54.1 (2.13)	133.3 (5.25)
ES600500	193.8 (7.63)	146.0 (5.75)	190.5 (7.50)	55.6 (2.19)	165.1 (6.50)



◇ Indicates items in the shaded area which are UL Listed for Class I, Groups A, B, C, D; Class II, Groups E, F, G; and Class III.

◆ Indicated items in the shaded area which are UL Listed for Class I, Groups B, C, D; Class II, Groups E, F, G; and Class III.

Kwiko™ A Sealing Cement and Filler

For use in Sealing Fittings and Sealing Hubs

See specific sealing fitting and sealing hubs for quantities required.

NEC/CEC:

Rated for Ordinary (Unclassified) Locations

HAZARDOUS LOCATION FITTINGS: NEC/CEC EXPLOSIONPROOF SEALING FITTINGS

Applications

- Fiber filler-makes dams around and between all conductors to prevent sealing compound from leaking while being poured in its liquid state.

Features

- Kwiko™ A sealing cement is a specially formulated water soluble powder. Mixed to the proper proportions, it is poured in sealing fittings and hardens to contain and restrict the passage of gases and explosions in classified areas.

Options

- For larger quantities of Twin Pack® Sealing Cement, contact your local sales representative.



AC5A



F02



ACK12F-A


Kwiko™ A Sealing Cement and Filler

For use in Sealing Fittings and Sealing Hubs

See specific sealing fitting and sealing hubs for quantities required.

NEC/CEC:

Rated for Ordinary (Unclassified) Locations

	Weight Grams (Ounces)	Volume When Set dm ³ (in ³)	Catalog Number
Kwiko™ A Sealing Cement Mixing Ratio: 2 parts cement to 1 part water			
	453.6 (16.00)	0.38 (23.00)	AC1-A
	2268.0 (80.00)	1.89 (115.00)	AC5-A

Kwiko™ A TwinPak® Sealing Cements



Each plastic pouch contains pre-measured Kwiko™ A cement and pre-measured water (in an inner bag). Squeeze pouch to break inner water bag and knead mixture thoroughly, then pour. Kwiko™ A TwinPak® also includes adequate amount of fiber filler packed separately.

Cement	460.1 (16.25)	635.0 (25.00)	ACK6F-A ①
Fiber	28.4 (1.00)		
Cement	1027.7 (36.25)	1397.0 (55.00)	ACK12F-A ②
Fiber	56.7 (2.00)		

Fiber Filler



Filler is used to make dams to prevent cement from leaking while in fluid state.

10.8 (0.38)	—	F038
21.3 (0.75)	—	F075
28.4 (1.00)	—	F01
56.7 (2.00)	—	F02
113.4 (4.00)	—	F04
226.8 (8.00)	—	F08
453.6 (16.00)	—	F1

Kwiko™ A Sealing Cement and Fiber Filler Kits



Cement	453.6 (16.00)	377.0 (23.00)	AC1F01-A
Fiber	28.4 (1.00)		

Approximate amount of fiber filler required per hub — For 25% fill ③

Hub Size (Inches)	Weight Grams (Ounces)	Hub Size (Inches)	Weight Grams (Ounces)	Hub Size (Inches)	Weight Grams (Ounces)
1/2	0.9 (0.03)	1-1/2	14.2 (0.50)	3-1/2	85.1 (3.00)
3/4	1.7 (0.06)	2	28.4 (1.00)	4	127.6 (4.50)
1	3.7 (0.13)	2-1/2	42.5 (1.50)	5	198.5 (7.00)
1-1/4	7.1 (0.25)	3	56.9 (2.00)	6	284.1 (10.00)

① Product No. ACK6F-A includes five 3-1/4-ounce cement pouches.

② Product No. ACK12F-A includes five 7-1/4-ounce cement pouches.

③ For 40% expanded fill seal fittings, double the amount of fiber filler shown.