

TABLE OF CONTENTS

Compression Connectors

Selection & Use	C-4
Tooling	C-4
Industry Standards	C-4

Telecommunications Connectors

Circumferential Crimps	C-5
Tooling	C-5
Industry Standards	C-5

Y644 Family Expanded Ranges

C-6

Y81KFT Family Expanded Ranges

C-7, C-8

12 Ton U-Dies

C-9

W Dies

C-9

Index Chart

C-10

Battery Terminals

Straight Style	C-11
T-Style	C-12
Grounding/Starter	C-13

Break-Away HYLUG™ Connectors

Copper	C-14, C-15
Aluminum	C-16
Cu/Al Wind Turbine Kits	C-17

Blank Tongue Connectors

C-18 to C-20

One Hole HYLUG™ for Code Conductor

Standard Barrel	C-21 to C-24
Standard Barrel - Narrow Tongue	C-25, C-26
Long Barrel	C-27 to C-30
Long Barrel - with Inspection Window	C-31 to C-33

Two Hole HYLUG™ for Code Conductor

Standard Barrel	C-34 to C-37
Standard Barrel - Narrow Tongue	C-38, C-39
Long Barrel	C-40 to C-42
Long Barrel - with Inspection Window	C-43 to C-46

Four Hole HYLUG™ for Code Conductor

Long Barrel	C-47
-------------	------

One Hole HYLUG™ for Flex Conductor

Standard Barrel	C-48 to C-50
Standard Barrel - Narrow Tongue	C-51, C-52
Standard Barrel - No Inspection Window	C-53, C-54
Standard Barrel - Belled End	C-55
Long Barrel - with Inspection Window	C-56, C-57
Long Barrel - Belled End	C-58, C-59

Two Hole HYLUG™ for Flex Conductor

Standard Barrel	C-60 to C-62
Standard Barrel - Narrow Tongue	C-63, C-64
Long Barrel - with Inspection Window	C-65 to C-67
Long Barrel - Belled End	C-68 to C-70
Long Barrel - Narrow Tongue	C-71, C-72

Lead Plated for Flex Conductor

One Hole Standard Barrel	C-73 to C-75
Two Hole Standard Barrel	C-76 to C-78

Specialty Design

Two Hole - Double Barrel for Flex	C-79
Two Hole - Slotted Tongue, Standard Barrel for Code/Flex	C-80
Two Hole - Slotted Tongue, Long Barrel for Code	C-81
Two Hole - Slotted Tongue, Long Barrel with Inspection Window for Code	C-82
Two Hole - Slotted Tongue, Long Barrel with Inspection Window for Flex	C-83, C-84
Split Tongue Design - Standard Barrel for Code/Flex	C-85
Split Tongue Design - Long Barrel with Inspection Window for Code/Flex	C-86

C-1

TABLE OF CONTENTS
(Continued)

C-2

Metric Connectors

One Hole Standard Barrel for Code	C-87 to C-89
One Hole Long Barrel for Code	C-90 to C-92
Two Hole Standard Barrel for Code	C-93 to C-95
Two Hole Long Barrel for Code	C-96 to C-98
One Hole Standard Barrel for Flex	C-99, C-100
One Hole Long Barrel for Flex	C-101, C-102
Two Hole Standard Barrel for Flex	C-103, C-104
Two Hole Long Barrel for Flex	C-105, C-106

E-LINE HYLUG™ Connectors

One and Two Hole - Narrow Tongue for Copper/Aluminum	C-107, C-108
--	---------------------

HYLINK™ Splices

Color-Coded Parallel	C-109
Standard Barrel for Copper	C-110
Long Barrel for Copper	C-111
Reducing Adaptors for Copper	C-112
Standard Barrel - Belled Ends for Flex	C-113 to C-115
Standard Barrel - Tapered Ends for Code	C-116
Long Barrel - Belled Ends for Flex	C-117

HYSPLICE™ In-Line Splice Kits

Standard Barrel with Inspection Window for Code/Flex	C-118
--	--------------

HYREDUCER™ In-Line Reducer Splice Kits

Reducing Splices for Code/Flex	C-119 to C-128
--------------------------------	-----------------------

Copper Taps

C-Tap - Thin Wall	C-129
CRIMPIT™ C-Tap - Unplated	C-130
CRIMPIT™ C-Tap - Tin-plated	C-131
CRIMPIT™ H-Tap	C-132 to C-134
H-Tap Covers - Black and Clear	C-135
Split H-Tap CRIMPIT™	C-136

T Connectors

HYTEE™ Coupler	C-137
Bolted Run/Compression Tap	C-139

HYPLUG™

Copper Adaptors	C-139 to C-141
-----------------	-----------------------

Hystack™

Stacking Adaptors for Copper/Aluminum	C-142
---------------------------------------	--------------

Aluminum Connectors

One Hole for Aluminum/Copper	C-143, C-144
Two Hole/Four Hole for Aluminum/Copper	C-145, C-146

Transformer Lug Kit

For Aluminum/ Copper	C-147
----------------------	--------------

HYPLUG™ Adaptors

Adaptors for Aluminum/Copper	C-148, C-149
------------------------------	---------------------

HYLINK™ Splices

Splices for Aluminum/Copper	C-150, C-151
Tapered End Splices for Aluminum/Copper	C-152

HYREDUCER™ Splice

Reducing Splices for Aluminum/Copper	C-153
--------------------------------------	--------------

H CRIMPIT™ Connectors

Tap Connectors for Aluminum/Copper	C-154
Insulating/Flame Retardant Covers	C-155

COPPER	STRANDED CODE CLASS B CABLE	STD. LENGTH LUGS	ONE HOLE	YA-L, YA-L-TC	C-21 to C-24
			NARROW TONGUE	YA-L-NT	C-25, C-26
			NARROW TONGUE TWO HOLE	YA-L-2NT	C-38, C-39
			TWO HOLE	YA-2L, YA-2LN, YA-L-2TC	C-34 to C-37
		LONG BARREL LUGS	ONE HOLE	YA, YA-TC, YAZ	C-27 to C-33
			TWO HOLE	YA-2N, YA-2TC, YAZ	C-40 to C-46
			FOUR HOLE	YA-4N, YAB-4N	C-47
		COPPER SPLICES	STANDARD LENGTH	YS-L	C-110
			LONG BARREL	YS, YS-T, YSP-T	C-111, C-116
		REDUCER ADAPTER	REDUCER ADAPTER	Y-R	C-112
	COPPER TAPS	TEE	YST, NYT	C-137, C-138	
		C-TAP	YC-C	C-130	
		LIGHT DUTY C TAP	YC-L	C-129	
	METRIC LUGS	ONE HOLE - STANDARD / LONG	YAVM, YALBM	C-82 to C-92	
		TWO HOLE - STANDARD / LONG	YAV2M, YALB2M	C-93 to C-98	
	FLEXIBLE EXTRA FLEX <i>Accepts code and Flex Cables Up to 4/0</i>	STD. LENGTH BARREL LUGS	ONE HOLE	YA-L-FX, YAV, YAV-L-FX, YAG-L-FX	C-48 to C-54
			ONE HOLE-WIDE BELLED ENTRY	YA-LB	C-55
			ONE HOLE-LEAD PLATED	YAG-L-TC-LD	C-73 to C-75
			TWO HOLE	YA-L-2TC-FX, YAV-L-2TC-FX	C-60 to C-64
			TWO HOLE-LEAD PLATED	YAG-L-2TC-LD	C-77, C-78
LONG BARREL LUG		ONE HOLE	YA-TC-FXB, YAV-TC-FXB, YAZV	C-57 to C-59	
		TWO HOLE	YA-2TC-FXB, YAV-2TC-FXB, YAZV	C-65 to C-72	
PIN ADAPTER		PIN ADAPTER	YEV-P-FX, YEP-FX, YEP	C-139 to C-141	
SPLICE		STANDARD BARREL - BELLED	YS-LB	C-113	
		LONG BARREL - BELLED	YS-FXB	C-117	
COPPER TAPS	C-TAP	YC-L, YC-C, YCHC	C-129 to C-131		
	H-TAP	YH	C-132 to C-134		
	LONG H TAP	YSH	C-136		
	COVERS FOR H TAPS	CF-FR, CCF-FR	C-135		
METRIC LUGS	ONE HOLE - STANDARD / LONG	YAVFM, YALBFM	C-99 to C-102		
	TWO HOLE - STANDARD / LONG	YAV2FM, YALB2FM	C-103 to C-106		
RANGE TAKING	E-LINE	ONE HOLE	YA-E	C-107	
		TWO HOLE	YA-2-E	C-107	
SPECIALS	SPLIT TONGUE	STANDARD BARREL		C-85	
		LONG BARREL		C-86	
	YSR		YSR-TCKITC	C-119 to C-122	
	SLOTTED TERMINALS	STANDARD BARREL	YA-L-2TC-SL	C-80	
		LONG BARREL	YA-2TC-SL, YAZV-2TC-SLFX	C-81 to C-84	
	ALUMINUM	LUGS	ONE HOLE	YA-A, YA-A-TN	C-143, C-144
TWO HOLE			YA-A	C-145, C-146	
TRANSFORM. LUG KIT			YA-A-KIT	C-147	
STACKING ADAPTER			ASA-U, CUSA	C-142	
PIN ADAPTER		STRAIGHT	AYP	C-148, C-149	
		OFFSET	AYPO	C-148, C-149	
SPLICES		STANDARD	YS-A	C-150, C-151	
		TAPERED FOR HIGH VOLTAGE	YS-AT	C-152	
REDUCERS			YRB	C-153	
TAPS		H-TAPS	YFD, YFN, YFO, YFR	C-154	
	COVERS FOR H TAPS	CFA, CFA-FR	C-155		
E-LINE	ONE HOLE	YA-E	C-107, C-108		
	TWO HOLE	YA-E	C-107, C-108		

COMPRESSION CONNECTORS

C-4

BURNDY® compression connectors are designed for reliable and controllable electrical connections. The complete installation is fully inspectable. They are high conductivity copper and operate cooler than the wire on which they are installed. The connectors withstand a wide range of electrical and environmental conditions, including current surges, temperatures, corrosion and vibrations, for a wide variety of applications. These features mean a consistently high quality connection at a low installed cost.

Copper compression connectors are manufactured from high-conductivity electrolytic copper. The connectors are normally tin-plated, lead-plated, or plated with proprietary BURNDY® brite finish to provide durable long-lasting corrosion resistance. The connector design has been matched to the cable size to provide the necessary physical strength requirements for reliable electrical performance.

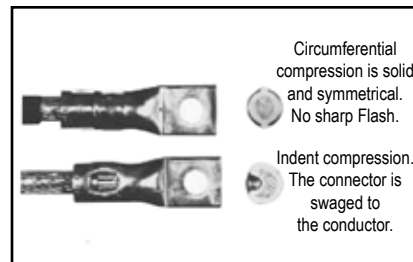
Aluminum compression connectors are manufactured from high conductivity, high purity wrought aluminum. They are designed with sufficient mass and are electro-tin plated to minimize corrosion due to galvanic action between dissimilar metals. The connector barrels are pre-filled with PENETROX™, BURNDY oxide inhibiting compound.

PENETROX™ contains homogeneously suspended metallic particles which penetrate the wire's oxides to establish excellent continuity between the individual strands and the connector barrel for a low-resistance connection. PENETROX™ maintains an air-tight connection. Each barrel end is covered with a color-coded plastic dust cap which prevents foreign matter from entering the connector before it is used. The connector design has been engineered to match the cable size to provide the necessary physical strength requirements for reliable electrical performance.

SELECTION AND USE

Copper compression connectors are recommended for use on copper conductors. Aluminum compression connectors are recommended for use on aluminum conductors. Dual-rated aluminum compression connectors may be used on both copper and aluminum conductors.

Two basic compression designs are available: Circumferential and indent.



After compression, virtually all the air is removed leaving a tight homogeneous mass of connector and conductor.

The circumferential crimp design is recommended for color coded connectors in low and high voltage applications. Die index number embossment provides an easy inspection where required to verify the use of the proper connector/die combination. It is also recommended for insulated connectors and for terminating flexible and welding cables.

The circumferential crimp design dies compress cable strands into polygonal shapes forming intimate contact with each other and the connector barrel. This compression forms a tight homogeneous mass with virtually no air pockets. The circumferential crimp provides an excellent electrical connection with high pull-out values. The circumferential crimp is ideal for high voltage applications leaving the connector barrel symmetrical, which is easier to insulate.

The indent type crimp can be used in virtually any application except polyvinylchloride (PVC) insulated terminals and splices. It is an excellent means of terminating flexible, extra flexible and welding cables. The indenter compresses the cable strands to form intimate contact with each other and the connector barrel. The result is an excellent electrical connection with high pull-out strength. Laboratory work testing curves established the proper depth and shape of indent for each type of connector and wire combination.

TOOLING

Tooling systems are essential for proper installation of a compression connector. Since connectors and dies are designed as a unit for specific wire sizes, only the recommended tools and dies should be used. Most aluminum and copper HYLUG™ terminals and HYLINK™ splices are marked with a die index number and are color-coded to identify the correct installation die. Dies marked with the matching die index number and color can be used to install the connector.

BURNDY® tooling installs a wide range of connectors, is reliable, cost effective, and precision engineered for durable, long-lasting service and quality connections. The tools include small plier types, full cycle ratchet designs and hydraulically-powered HYPRESS™ heads and new Battery Actuated Tools. Some have permanent die grooves or adjustable dies, while others require a change of die sets or nest die for each connector size. BURNDY recommended tools achieve crimp performance consistent with UL and other industry standards. Since several tools are suitable for most connectors, the most economical and practical tool can be chosen for each application.

INDUSTRY STANDARDS

BURNDY compression terminals, splices and tap connectors requiring third party testing and approval are listed by Underwriters' Laboratories, Inc. Many have also received CSA approval and are approved under SAE-AS7928 and other military standards. All conform to applicable sections of the National Electrical Code.

BURNDY® also offers connectors and splices which meet the (LOCA Seismic and Aging) requirements of IEEE standards 323, 383 and 344 for class 1E critical circuits for use in Nuclear Utility Applications. Certification to 10CFR50 and 10CFR21 available.

Detail catalog listings should be consulted to obtain the appropriate standards for each connector and splice.

Blue highlighted items are industry standard and most frequently ordered.

BURNDY® Telecommunications Connectors...

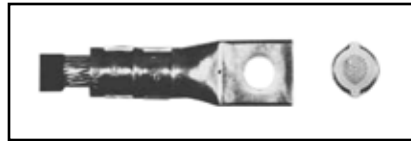
The industry's first choice in compression connections...

BURNDY® provides a complete selection of one and two hole compression's terminals, H-taps, C-taps, and other compression connection products specifically engineered to meet the demanding applications of both the Central Office and Wireless communications markets.

All of the BURNDY compression products are designed for reliable and controllable electrical connections. All connectors are made from high conductivity electrolytic copper and operate at cooler temperatures than the conductor on which they are installed. The connectors are normally tin-plated, lead-plated, or plated with a proprietary BURNDY® brite finish to provide the industry standard in long-lasting corrosion resistance.

The complete installation is fully inspectable and UL Listed when installed with BURNDY® dies. Every die in the system is color-coded and provides die index embossment for complete inspectability.

The Circumferential Crimp...



Circumferential compression is solid and symmetrical. No sharp flash.

The BURNDY® circumferential crimp provides a solid, homogenous connection, with high pull out values and is rated for high voltage applications, more than sufficient for the 48V DC operating voltage common in the telecom market. In addition the circumferential crimp doesn't require the removal of the copper flash produced by other die systems. This not only saves time in installation but removes a potential safety hazard from the job.

All of the dies in the system are color-coded to match the connectors and feature die index and die number matching to the connector for ease of installation.

BURNDY® Tooling... the right choice for the job

BURNDY® tooling installs a wide range of connectors, is reliable, cost effective, and precision engineered for durable, long-lasting service and quality connections. BURNDY compression tooling system ranges from full cycle ratchet hand tools to 12 and 15 ton hydraulically-powered HYPRESS™ heads. Hydraulic tools are available in self-contained, battery powered, and AC service electrically powered pump and remote head designs to meet all possible installation situations.

Industry Standards

BURNDY compression terminals, splices and tap connectors requiring third party testing and approval are listed by Under writers Laboratories, Inc. Many have also received CSA approval, and all conform to the applicable sections of the National Electric Code.

Blue highlighted items are industry standard and most frequently ordered.

EXPANDED RANGES

The following connectors are range taking when crimped onto code conductor using Y644HS family of tools:



COPPER

ALUMINUM

C-6

Copper HYLUG™ & HYLINK™ Connectors Types YA, YA-L, YAB, YS, YS-L, YST, YS-T, YSP-T			
Catalog No.		Standard Wire Size	Expanded Wire Range
Terminal*	Splice**		
YA6C- YA5C- YA4C- YA3C- YA2C- YA1C-	YS6C- YS5C- YS4C- YS3C- YS2C- YS1C-	#6 AWG #5 AWG #4 AWG #3 AWG #2 AWG #1 AWG	#6 AWG #5 - #6 AWG #4 - #6 AWG #3 - #6 AWG #2 - #6 AWG #1 - #6 AWG
YA25- YA26- YA27- YA28-	YS25- YS26- YS27- YS28-	1/0 AWG 2/0 AWG 3/0 AWG 4/0 AWG	1/0 - #6 AWG 2/0 - #4 AWG 3/0 - #2 AWG 4/0 - #1 AWG
YA29- YA30- YA31- YA32- YA34-	YS29- YS30- YS31- YS32- YS34-	250 kcmil 300 kcmil 350 kcmil 400 kcmil 500 kcmil	250 kcmil - 1/0 AWG 300 kcmil - 2/0 AWG 350 kcmil - 3/0 AWG 400 kcmil - 4/0 AWG 500 kcmil - 4/0 AWG
YA36- YA39- YA40-	YS36- YS39- YS40-	600 kcmil 750 kcmil 800 kcmil	600 - 250 kcmil 750 - 500 kcmil 800 - 500 kcmil
YA44-	YS44-	1000 kcmil	1000 - 750 kcmil

Aluminum HYLUG™ & HYLINK™ Connectors Types YA-A & YS-A (Copper or Aluminum Conductor)			
Catalog No.		Standard Wire Size	Expanded Wire Range
Terminal*	Splice**		
YA6CA- YA4CA- YA2CA- YA1CA-	YS6CA- YS4CA- YS2CA- YS1CA-	#6 AWG #4 AWG #2 AWG #1 AWG	#6 AWG #4 - #6 AWG #2 - #6 AWG #1 - #2 AWG
YA25A- YA26A- YA27A- YA28A-	YS25A- YS26A- YS27A- YS28A-	1/0 AWG 2/0 AWG 3/0 AWG 4/0 AWG	1/0 - #1 AWG 2/0 - #1 AWG 3/0 - #1 AWG 4/0 - #1 AWG
YA29A- YA30A- YA31A- YA32A- YA34A-	YS29A- YS30A- YS31A- YS32A- YS34A-	250 kcmil 300 kcmil 350 kcmil 400 kcmil 500 kcmil	250 kcmil - 1/0 AWG 300 kcmil - 2/0 AWG 350 kcmil - 3/0 AWG 400 kcmil - 4/0 AWG 500 kcmil - 4/0 AWG
YA36A- YA39A- YA40A- YA42A- †	YS36A- YS39A- YS40A- YS42A- ‡	600 kcmil 750 kcmil 800 kcmil 900 kcmil ▲	600 - 250 kcmil 750 - 500 kcmil 800 - 500 kcmil 900 - 600 kcmil
YA44A-	YS44A-	1000 kcmil	1000 - 750 kcmil

* 1 Crimp
** 1 Crimp per side

* 1 Crimp
** 1 Crimp per side
▲ 900 AL only
† 2 Crimps
‡ 2 Crimps per side

AYP/AYPO CONNECTORS

(Aluminum and Copper — Code & Compact)				
Wire Size	Expanded Range	Pin		# Crimps
		Straight	Offset	
#6 AWG	#6 AWG	AYP6	—	1
#4 AWG	#4 AWG	AYP4	—	1
#2 AWG	#4 - #2 AWG	AYP2	—	1
#1 AWG	#2 - #1 AWG	AYP1	—	1
1/0 AWG	#2 - 1/0 AWG	AYP1/0	—	1
2/0 AWG	#1 - 2/0 AWG	AYP2/0	AYPO2/0	2
3/0 AWG	1/0 - 3/0 AWG	AYP3/0	AYPO3/0	2
4/0 AWG	2/0 - 4/0 AWG	AYP4/0	AYPO4/0	2
250 kcmil	3/0 - 250 kcmil	AYP250	AYPO250	2
300 kcmil	4/0 - 300 kcmil	AYP300	AYPO300	2
350 kcmil	250 - 350 kcmil	AYP350	AYPO350	2
400 kcmil	350 - 500 kcmil	AYP400	AYPO400	2
500 kcmil	350 - 500 kcmil	AYP500	AYPO500	2
600 kcmil	400 - 600 kcmil	AYP600	AYPO600	3
750 kcmil	500 - 750 kcmil	AYP750	AYPO750	3

EXPANDED RANGES

The following connectors are range taking when crimped onto code & flex conductor using 4-POINT® family of tools:



C-7

ALUMINUM CONNECTORS

Aluminum & Copper Conductor (Code & Compact)				
Conductor		Connector		
Wire Size	Expanded Range	Terminal	Splice	# Crimps
#8 AWG	#8 AWG	YA8CA-	YS8CA-	1
#6 AWG	#6 AWG	YA6CA-	YS6CA-	1
#4 AWG	#6 - #4 AWG	YA4CA-	YS4CA-	1
#2 AWG	#6-#2 AWG	YA2CA-	YS2CA-	2
#1 AWG	#6-#1 AWG	YA1CA-	YS1CA-	2
1/0 AWG	#6-1/0 AWG	YA25A-	YS25A-	2
2/0 AWG	#4 - 2/0 AWG	YA26A-	YS26A-	2
3/0 AWG	#2 - 3/0 AWG	YA27A-	YS27A-	2
4/0 AWG	#1 - 4/0 AWG	YA28A-	YS28A-	2
250 kcmil	1/0 - 250	YA29A-	YS29A-	2
300 kcmil	2/0 - 300	YA30A-	YS30A-	2
350 kcmil	3/0 - 350	YA31A-	YS31A-	3
400 kcmil	4/0 - 400	YA32A-	YS32A-	4
500 kcmil	4/0 - 500	YA34A-	YS34A-	4
600 kcmil	250 - 600	YA36A-	YS36A-	4
750 kcmil	500-750	YA39A-	YS39A-	4

COPPER CONNECTORS

Copper Conductor (Code & Compact)							
Conductor		Standard Barrel			Long Barrel		
Wire Size	Expanded Range	Terminal	Splice	# of Crimps*	Terminal	Splice	# of Crimps*
#8 AWG	#8 AWG	YA8CL-	YS8CL-	1	YA8C-	YS8C-	1
#6 AWG	#6 AWG	YA6CL-	YS6CL-	1	YA6C-	YS6C-	1
#4 AWG	#6 - #4	YA4CL-	YS4CL-	1	YA4C-	YS4C-	1
#2 AWG	#6-#2	YA2CL-	YS2CL-	1	YA2C-	YS2C-	2
#1 AWG	#6-#1	YA1CL-	YS1CL-	1	YA1C-	YS1C-	2
1/0 AWG	#6-1/0	YA25L-	YS25L-	1	YA25-	YS25-	2
2/0 AWG	#4 - 2/0	YA26L-	YS26L-	1	YA26-	YS26-	2
3/0 AWG	#2 - 3/0	YA27L-	YS27L-	2	YA27-	YS27-	2
4/0 AWG	#1 - 4/0	YA28L-	YS28L-	2	YA28-	YS28-	2
250 kcmil	1/0 - 250	YA29L-	YS29L-	2	YA29-	YS29-	2
300 kcmil	2/0 - 300	YA30L-	YS30L-	2	YA30-	YS30-	3
350 kcmil	3/0 - 350	YA31L-	YS31L-	2	YA31-	YS31-	3
400 kcmil	4/0 - 400	YA32L-	YS32L-	2	YA32-	YS32-	3
500 kcmil	4/0 - 500	YA34L-	YS34L-	2	YA34-	YS34-	4
600 kcmil	250 - 600	YA36L-	YS36L-	2	YA36-	YS36-	4
700 kcmil	350-700	YA38L-	YS38L-	3	YA38-	YS38-	4
750 kcmil	500-750	YA39L-	YS39L-	3	YA39-	YS39-	4
800 kcmil	500-800	YA40L-	YS40L-	3	YA40-	YS40-	4
1000 kcmil	750-1000	YA44L-	YS44L-	3	YA44-	YS44-	4

*Same number of recommended crimps for both Standard and Expanded wire ranges

EXPANDED RANGES

The following connectors are range taking when crimped onto code & flex conductor using 4-POINT® family of tools:



COPPER CONNECTORS

C-8

Nominal Flex Wire Size	Copper Conductor (Flex Only)							
	Standard Barrel				Long Barrel			
	Expanded Range	Terminal	Splice	# of Crimps*	Expanded Range	Terminal	Splice	# of Crimps*
#8 AWG	#8 AWG	YAV8CL-	YSV8CL-	1	#8 AWG	YAV8C-	YSV8C-	1
#6 AWG	#6 AWG	YAV6CL-	YSV6CL-	1	#6 AWG	YAV6C-	YSV6C-	1
#4 AWG	#6 - #4 AWG	YAV4CL-	YSV4CL-	1	#6 - #4 AWG	YAV4C-	YSV4C-	1
#2 AWG	#6 - #2 AWG	YAV2CL-	YSV2CL-	1	#6 - #2 AWG	YAV2C-	YSV2C-	1
#1 AWG	#4 - #1 AWG	YAV1CL-	YSV1CL-	1	#4 - #1 AWG	YAV1C-	YSV1C-	1
1/0 AWG	#4 - 1/0 AWG	YAV25L-	YSV25L-	1	#6 - 1/0 AWG	YAV25-	YSV25-	2
2/0 AWG	#2 - 2/0 AWG	YAV26L-	YSV26L-	1	#4 - 2/0 AWG	YAV26-	YSV26-	2
3/0 AWG	#1 - 3/0 AWG	YAV27L-	YSV27L-	1	#2 - 3/0 AWG	YAV27-	YSV27-	2
4/0 AWG	1/0 - 4/0 AWG	YAV28L-	YSV28L-	1	#1 - 4/0 AWG	YAV28-	YSV28-	2
250 kcmil	3/0 - 250	YAV29L-	-	1	1/0 - 250	YAV29-	YS29-	2
300 kcmil	4/0 - 313.1	YA32L-	YS32L-	1	2/0 - 313.1	YA32-	YS32-	2
350 kcmil	250 - 373.7	YA34L-	YS34L-	1	3/0 - 373.7	YA34-	YS34-	2
450 kcmil	250 - 444.4	YA36L-	YS36L-	1	4/0 - 444.4	YA36-	YS36-	2
500 kcmil	373.7 - 535.3	YA38L-	YS38L-	1	4/0 - 535.3	YA38-	YS38-	2
600 kcmil	373.7 - 600	YA39L-	YS39L-	2	250 - 600	YA39-	YS39-	3
650 kcmil	444.4 - 646	YA40L-	YS40L-	2	373.3 - 646	YA40-	YS40-	3
750 kcmil	535.3 - 777.7	YA44L-	YS44L-	2	535.3 - 777.7	YA44-	YS44-	3

COPPER CONNECTORS

Wire Size	Expanded Wire Range	E-Line Connectors					
		Aluminum			Copper		
		Offset Cat. No.	Center formed Cat. No.	No. of Crimps	Offset Cat. No.	Center formed Cat. No.	No. of Crimps
#8 AWG	#8 AWG	YA8CA-T-E		1			
#6 AWG	#6 AWG						
#4 AWG	#6 - #4						
#2 AWG	#6-#2	YA2CA-T-E	YAC2CA-T-E	1			
#1 AWG	#6-#1						
1/0 AWG	#6-1/0	YA25A-T-E		1	YA25L-T-E	YAC25L-T-E	1
2/0 AWG	#4 - 2/0	YA26A-T-E		2	YA26L-T-E	YAC26L-T-E	1
3/0 AWG	#2 - 3/0	YA27A-T-E	YAC27A-T-E	2			
4/0 AWG	#1 - 4/0	YA28A-T-E		2			
250 kcmil	1/0 - 250						
300 kcmil	2/0 - 300	YA30A-T-E		2	YA30L-T-E	YAC30L-T-E	2
350 kcmil	3/0 - 350	YA31A-T-E	YAC31A-T-E	2			
400 kcmil	4/0 - 400	YA32A-T-E		4			
500 kcmil	4/0 - 500	YA34A-T-E		4	YA34L-T-E		2
500 kcmil	4/0-500				YA342L-T-E		2
600 kcmil	250 - 600	YA36A-T-E		4	YA36L-T-E		2
600 kcmil	250-600				YA362L-T-E		2
700 kcmil	350-700						
750 kcmil	500-750	YA39A-T-E		4	YA39L-T-E		2
750 kcmil	500-750				YA392L-T-E		2
800 kcmil	500-800						
1000 kcmil	750-1000						

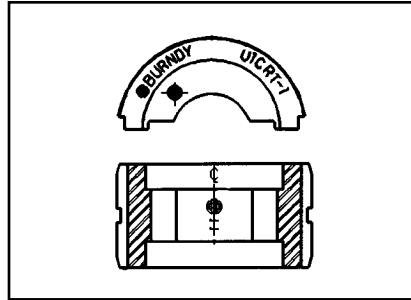
*Same number of recommended crimps for both Standard and Expanded wire ranges

Blue highlighted items are industry standard and most frequently ordered.

12-TON U DIES*

BURNDY® Die Sets

Fits Y35, Y39, Y750 Series,
PAT750-18V Series,
PAT46-18V, Y46
(W/PUADP-1 Adapter)



C-9

Wire Size	Copper	Aluminum
Small #8 Str.	U8CRT	U8CABT
#6, #5 Str.	U5CRT	U6CABT
#4 Str.	U4CRT	U4CABT
#3 Str.	U3CRT	N/A
#2 Str.	U2CRT	U2CABT
#1 Str.	U1CRT-1	U1CART
1/0 Str.	U25RT	U25ART
2/0 Str.	U26RT	U26ART
3/0 Str.	U27RT	U27ART
4/0 Str.	U28RT	U28ART
250 kcmil	U29RT	U29ART

U die case Part# **PT29291**, holds up to 15 dies

Wire Size	Copper	Aluminum
300 kcmil	U30RT	U30ART
350 kcmil	U31RT	U31ART
400 kcmil	U32RT	U32ART
500 kcmil	U34RT	U34ART
535 Flex kcmil	U38XRT	N/A
600 kcmil	U36RT	U36ART
750 kcmil	U39RT	U39ART2
Large 777 Flex	U44XRT	N/A

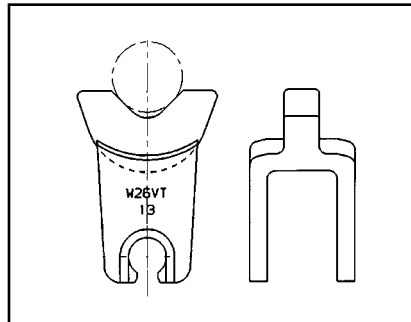
* Non-tension U-type 12-ton dies for YA, YS, YA-A, YS-A style connectors.

NOTE: N/A = not applicable.

W DIES

BURNDY® Die Sets

Fits Tools MD6, MD7, Y500CTHS,
PAT600-18V, PATMD6



Wire Size	Copper	Copper	Aluminum
Small #8	W8CVT	W8CRT	X8CART
#6	W5CVT	W5CRT	W161
#4	W4CVT	W4CRT	W162
#3	W3CVT	W3CRT	N/A
#2	W2CVT	W2CRT	W239
#1	W1CVT	W1CRT	W163
1/0	W25VT	W25CRT	W241
2/0	W26VT	W26CRT	W245
3/0	W27VT	W27CRT	W166
4/0	W28VT	W28CRT	W660
250	* W29VT	W29CRT	N/A
300	* W30VT	W30CRT	N/A
350	* W31VT	W31CRT	* W31ART
400	* W32VT	W32CRT	N/A
450	W33VT	W33CRT	N/A
500	* W34VT	W34CRT	N/A
Large 600	** W36RT	W36CRT	N/A

W die case Part# **CASEWDIES**, holds up to 24 dies

* These sizes (250-500) for Y500CTHS, MD7-34(R), BAT500, BCT500HS only.

** For PAT600-18V only.

NOTE: N/A = not applicable. Suitable for use on YA, YS, YA-A, YS-A type non-tension connectors.

Blue highlighted items are industry standard and most frequently ordered.

Compression Connections

BURNDY®

Die Index Chart

C-10

Installation Tooling System														
Conductor		Lugs & Splices One & Two Hole			T&B Index*	Taps			Taps			Taps		
						Thin-Wall C-taps Run=Tap, AWG only			Heavy Duty C-Taps Run=Tap			H-Taps Run=Tap		
AWG	Flex	Die	Color	Index	Code (Flex)	Die	Color	Index	Die	Color	Index	Die	Color	Index
#8/#6 sol	#8	W8CVT U8CRT	RED	49	21	W4CVT	GRAY	8	U240	RED	240	U11T-1	GREEN	11
#6	#6	W5CVT U5CRT	BLUE	7	24	W2CVT	BROWN	10	UC	BROWN	C	UB- GRT	ORANGE	BG
#4	#4	W4CVT U4CRT	GRAY	8	29	W25VT	PINK	12	UC	BROWN	C	UC	BROWN	C
#3/#2 sol		W3CRT U3CRT	WHITE	9	29	W26VT	BLACK	13	UC	BROWN	C	UC	BROWN	C
#2	#2	W2CVT U2CRT	BROWN	10	33	W27VT	ORANGE	14	UC	BROWN	C	UC	BROWN	C
#1	#1	W1CVT U1CRT-1	GREEN	11	33 (37)	W28VT	PURPLE	15	U997	ORANGE	997	U654	PURPLE	654
1/0	1/0	W25VT U25RT	PINK	12	37 (42)	W29VT	YELLOW	16	U997	ORANGE	997	U654	PURPLE	654
2/0	2/0	W26VT U26RT	BLACK	13	42 (45)		REFER TO CATALOG		U997	ORANGE	997	U654	PURPLE	654
3/0	3/0	W27VT U27RT	ORANGE	14	45 (50)	-	-	-	U997	ORANGE	997	U654	PURPLE	654
4/0	4/0	W28VT U28RT	PURPLE	15	50 (54)	-	-	-	U997	ORANGE	997	U654	PURPLE	654
250	4/0 / 250 class G & H	W29VT U29RT	YELLOW	16	62	-	-	-	U997	ORANGE	997	U654	PURPLE	654
300	262/250 class I, K & M	W30VT U30RT	WHITE	17	62	-	-	-	U1104	BROWN	1104	U1104	BROWN	1104
350	313	W31VT U31RT	RED	18	66	-	-	-	U1104	BROWN	1104	U1104	BROWN	1104
	350 / 373	W32VT U32RT	BLUE	19	(76)	-	-	-	U1104	BROWN	1104	U1104	BROWN	1104
500	444	W34VT U34RT	BROWN	20	76 (87)	-	-	-	U1104	BROWN	1104	U1104	BROWN	1104
	500 / 535	U38XRT	PINK	L99	(99)	-	-	-	P1103	BLUE	1103	PYFR	YELLOW	KR
600		U36RT	GREEN	22	87	-	-	-	P1103	BLUE	1103	PYFR	YELLOW	KR
700		U38RT	PINK	400	99	-	-	-	P1103	BLUE	1103	PYFR	YELLOW	KR
750	646	U39RT	BLACK	24	(106)	-	-	-	P1103	BLUE	1103	PYFR	YELLOW	KR
	750 / 777	U44XRT	YELLOW	L115	(115)									
800		P40RT	ORANGE	25	106	-	-	-	P1102	WHITE	1102	PYFR	YELLOW	KR
1000		P44RT	WHITE	27		-	-	-	P1102	WHITE	1102	PYFR	YELLOW	KR

* Die set with a dash CK are not UL Listed. Please consult factory for further information

Bolt Equivalent	
Unified Inch Hole Size	Metric Equivalent
1/4"	M6
5/16"	M8
3/8"	M10
1/2"	M12
5/8"	M16

Blue highlighted items are industry standard and most frequently ordered.

US: 1-800-346-4175

www.burndy.com

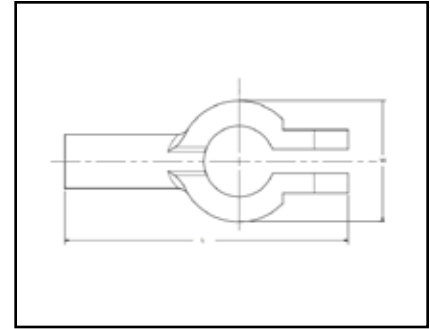
Canada: 1-800-387-6487

TYPE YAEBAS

STRAIGHT STYLE BATTERY POST HYDENT TERMINALS

#6 - 4/0 AWG Solid and Stranded Copper

BURNDY battery post terminals are made from pure copper alloy and are tin plated to prevent corrosion. They adhere to SAE, JIS and DIN stud standards. Typical applications are automotive, marine, transportation, Petrochemical, OEM markets.



C-11

Features & Benefits

- Color coded for easy identification
- Chamfered end
- Made of copper alloy, tin plated for corrosion resistance
- Comes standard with stainless steel hardware installed

Catalog Number	Wire Range	Dimensions		Bulk Catalog Number	Conn. Color Code	Installation Tooling			Color Code Die	Die Index	Strip Length	
		L	W			Mech.	Hyd.					Dieless (# Crimps)
						MD 6 MD7-34R	PATMD6 PAT600	Y35, Y750, PAT750				
YAEBAS6CNTN	#6	2.30"	0.98"	YAEBAS6CNTNOEM	Blue	W5CVT (1) W5CRT (1)	W5CVT (1) W5CRT (1)	U5CRT (1)	Hyd. PAT81KFT PAT4-C834 PAT644 (1)	Blue	7	
YAEBAS6CPTN		2.30"	1.02"	YAEBAS6CPTNOEM								
YAEBAS4CNTN	#4	2.30"	0.98"	YAEBAS4CNTNOEM	Gray	W4CVT (1) W4CRT (1)	W4CVT (1) W4CRT (1)	U4CRT (1)	Mech. MY29-11 MRC840 (1)	Gray	6	
YAEBAS4CPTN		2.30"	1.02"	YAEBAS4CPTNOEM								
YAEBAS2CNTN	#2	2.30"	0.98"	YAEBAS2CNTNOEM	Green	W2CVT (1) W2CRT (1)	W2CVT (1) W2CRT (1)	U2CRT (1)	Mech. MY29-11 MRC840 (1)	Brown	10	
YAEBAS2CPTN		2.30"	1.02"	YAEBAS2CPTNOEM								
YAEBAS1CNTN	#1	2.30"	0.98"	YAEBAS1CNTNOEM	Pink	W1CVT (1) W1CRT-1 (1)	W1CVT (1) W1CRT-1 (1)	U1CRT (1)	Mech. MY29-11 MRC840 (2)	Green	11	
YAEBAS1CPTN		2.30"	1.02"	YAEBAS1CPTNOEM								
YAEBAS25NTN	1/0	2.36"	0.98"	YAEBAS25NTNOEM	Black	W25VT (1) W25RT (1)	W25VT (1) W25RT (1)	U25RT (1)	Hyd. PAT81KFT PAT4-C834 PAT644 (1)	Pink	12	
YAEBAS25PTN		2.36"	1.02"	YAEBAS25PTNOEM								
YAEBAS26NTN	2/0	2.36"	0.98"	YAEBAS26NTNOEM	Orange	W26VT (1) W26RT (1)	W26VT (1) W26RT (1)	U26RT (1)	Mech. MY29-11 MRC840 (2)	Black	13	
YAEBAS26PTN		2.36"	1.02"	YAEBAS26PTNOEM								
YAEBAS27NTN	3/0	2.36"	0.98"	YAEBAS27NTNOEM	Purple	W27VT (1) W27RT (1)	W27VT (1) W27RT (1)	U27RT (1)	Mech. MY29-11 MRC840 (2)	Orange	14	
YAEBAS27PTN		2.36"	1.02"	YAEBAS27PTNOEM								
YAEBAS28NTN	4/0	2.36"	0.98"	YAEBAS28NTNOEM	Yellow	W28VT (1) W28RT (1)	W28VT (1) W28RT (1)	U28RT (1)	Mech. MY29-11 MRC840 (2)	Purple	15	
YAEBAS28PTN		2.36"	1.02"	YAEBAS28PTNOEM								

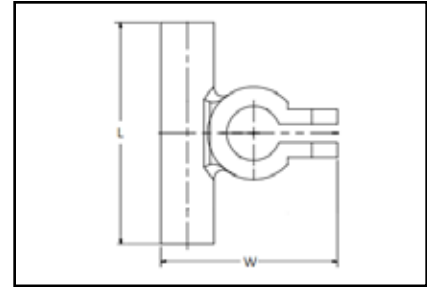
Blue highlighted items are industry standard and most frequently ordered.

TYPE YAEBA-F

T STYLE BATTERY POST HYDENT™ TERMINALS

C-12

#2 - 4/0 AWG Solid and Stranded
Copper



BURNDY battery post terminals are made from pure copper alloy and are tin plated to prevent corrosion. They adhere to SAE, JIS and DIN stud standards. Typical applications are automotive, marine, transportation, Petrochemical, OEM markets.

Features & Benefits

- Color coded for easy identification
- Chamfered end
- Made of copper alloy, tin plated for corrosion resistance
- Comes standard with stainless steel hardware installed

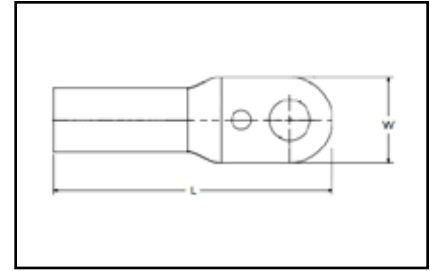
Catalog Number	Wire Range	Dimensions		Bulk Catalog Number	Conn. Color Code	Installation Tooling			Die Color Code	Die Index	Strip Length	
		L	W			Mechanical	Hydraulic					Dieless (# Crimps)
						MD 6 MD7-34R	PAT MD6 PAT600	Y35, Y750, PAT750				
YAEBAF2CNTN	#2	2.36"	1.89"	YAEBAF2CNTNOEM	Green	W2CVT (1) W2CRT (1)	W2CVT (1) W2CRT (1)	U2CRT (1)	MECH. MY29-11(1) MRC840 (1)	Brown	10	
YAEBAF2CPTN		2.36"	1.89"	YAEBAF2CPTNOEM		W1CVT (1) W1CRT-1 (1)	W1CVT (1) W1CRT-1 (1)	U1CRT-1 (1)				MECH. MY29-11(1) MRC840 (2)
YAEBAF1CNTN	#1	2.36"	1.89"	YAEBAF1CNTNOEM	Pink	W25VT (1) W25RT (1)	W25VT (1) W25RT (1)	U25RT (1)	MECH. MY29-11(1) MRC840 (2)	Pink	12	
YAEBAF1CPTN		2.36"	1.89"	YAEBAF1CPTNOEM		W26VT (1) W26RT (1)	W26VT (1) W26RT (1)	U26RT (1)				MECH. MY29-11(1) MRC840 (2)
YAEBAF25NTN	1/0	2.36"	1.89"	YAEBAF25NTNOEM	Black	W27VT (1) W27RT (1)	W27VT (1) W27RT (1)	U27RT (1)	MECH. MY29-11(1) MRC840 (2)	Orange	14	
YAEBAF25PTN		2.36"	1.89"	YAEBAF25PTNOEM		W28VT (1) W28RT (1)	W28VT (1) W28RT (1)	U28RT (1)				MECH. MY29-11(1) MRC840 (2)
YAEBAF26NTN	2/0	2.36"	1.97"	YAEBAF26NTNOEM	Orange	W28VT (1) W28RT (1)	W28VT (1) W28RT (1)	U28RT (1)	MECH. MY29-11(1) MRC840 (2)	Purple	15	
YAEBAF26PTN		2.36"	1.97"	YAEBAF26PTNOEM		W28VT (1) W28RT (1)	W28VT (1) W28RT (1)	U28RT (1)				MECH. MY29-11(1) MRC840 (2)
YAEBAF27NTN	3/0	2.36"	1.97"	YAEBAF27NTNOEM	Purple	W28VT (1) W28RT (1)	W28VT (1) W28RT (1)	U28RT (1)	MECH. MY29-11(1) MRC840 (2)	Purple	15	
YAEBAF27PTN		2.36"	1.97"	YAEBAF27PTNOEM		W28VT (1) W28RT (1)	W28VT (1) W28RT (1)	U28RT (1)				MECH. MY29-11(1) MRC840 (2)
YAEBAF28NTN	4/0	2.36"	1.97"	YAEBAF28NTNOEM	Yellow	W28VT (1) W28RT (1)	W28VT (1) W28RT (1)	U28RT (1)	MECH. MY29-11(1) MRC840 (2)	Purple	15	
YAEBAF28PTN		2.36"	1.97"	YAEBAF28PTNOEM		W28VT (1) W28RT (1)	W28VT (1) W28RT (1)	U28RT (1)				MECH. MY29-11(1) MRC840 (2)

Blue highlighted items are industry standard and most frequently ordered.

TYPE YAGB

ONE HOLE HYLUG™ BATTERY TERMINAL

#6 - 4/0 AWG Solid and Stranded Copper



C-13

BURNDY battery terminals are made from pure copper alloy and are tin plated to prevent corrosion. They adhere to SAE, JIS and DIN stud standards. Typical applications are automotive, marine, transportation, Petrochemical, OEM markets.

Features & Benefits

- Color coded for easy identification
- Chamfered end
- Made of copper alloy, tin plated for corrosion resistance

Catalog Number	Wire Range	Stud Size	Dimensions		Bulk Catalog Number	Conn. Color Code	Installation Tooling				Color Code Die	Die Index	Strip Length
			L	W			Mech.		Dieless (# Crimps)				
							MD 6 MD7-34R	PATMD6 PAT600		Hyd. Y35, Y750, PAT750			
YAGB6CLTC10FX	#6	#10	1.46"	0.44"	YAGB6CLTC10FXOEM	Blue	W5CVT (1) W5CRT (1)	W5CVT (1) W5CRT (1)	U5CRT (1)	HYD. PAT81KFT PAT4PC834 PAT644 (1)	Blue	7	7/8"
YAGB6CLTC14FX		1/4"	1.46"	0.44"	YAGB6CLTC14FXOEM								
YAGB6CLTC516FX		5/16"	1.61"	0.60"	YAGB6CLTC516FXOEM								
YAGB6CLTC38FX		3/8"	1.61"	0.60"	YAGB6CLTC38FXOEM								
YAGB6CLTC12FX		1/2"	1.73"	0.74"	YAGB6CLTC12FXOEM								
YAGB4CLTC10FX	#4	#10	1.97"	0.75"	YAGB4CLTC10FXOEM	Gray	W4CVT (1) W4CRT (1)	W4CVT (1) W4CRT (1)	U4CRT (1)	MECH. MY29-11 MRC840 (1)	Gray	6	15/16"
YAGB4CLTC14FX		1/4"	1.97"	0.75"	YAGB4CLTC14FXOEM								
YAGB4CLTC516FX		5/16"	1.97"	0.75"	YAGB4CLTC516FXOEM								
YAGB4CLTC38FX		3/8"	1.97"	0.75"	YAGB4CLTC38FXOEM								
YAGB4CLTC12FX		1/2"	1.97"	0.75"	YAGB4CLTC12FXOEM								
YAGB2CLTC10FX	#2	#10	2.09"	0.81"	YAGB2CLTC10FXOEM	Green	W2CVT (1) W2CRT (1)	W2CVT (1) W2CRT (1)	U2CRT (1)	MECH. MY29-11 MRC840 (1)	Brown	10	15/16"
YAGB2CLTC14FX		1/4"	2.09"	0.81"	YAGB2CLTC14FXOEM								
YAGB2CLTC516FX		5/16"	2.09"	0.81"	YAGB2CLTC516FXOEM								
YAGB2CLTC38FX		3/8"	2.09"	0.81"	YAGB2CLTC38FXOEM								
YAGB2CLTC12FX		1/2"	2.09"	0.81"	YAGB2CLTC12FXOEM								
YAGB25LTC14FX	1/0	1/4"	2.40"	0.87"	YAGB25LTC14FXOEM	Black	W25VT (1) W25RT (1)	W25VT (1) W25RT (1)	U25RT (1)	HYD. PAT81KFT PAT4PC834 PAT644 (1)	Pink	12	1-3/16"
YAGB25LTC516FX		5/16"	2.40"	0.87"	YAGB25LTC516FXOEM								
YAGB25LTC38FX		3/8"	2.40"	0.87"	YAGB25LTC38FXOEM								
YAGB25LTC12FX		1/2"	2.40"	0.87"	YAGB25LTC12FXOEM								
YAGB26LTC14FX		2/0	1/4"	2.44"	0.91"								
YAGB26LTC516FX	5/16"		2.44"	0.91"	YAGB26LTC516FXOEM								
YAGB26LTC38FX	3/8"		2.44"	0.91"	YAGB26LTC38FXOEM								
YAGB26LTC12FX	1/2"		2.44"	0.91"	YAGB26LTC12FXOEM								
YAGB28LTC14FX	4/0		1/4"	2.56"	1.10"	YAGB28LTC14FXOEM	Yellow	W28VT (1) W28RT (1)	W28VT (1) W28RT (1)	U28RT (1)	HYD. PAT81KFT PAT4PC834 PAT644 (1)	Purple	15
YAGB28LTC516FX		5/16"	2.56"	1.10"	YAGB28LTC516FXOEM								
YAGB28LTC38FX		3/8"	2.56"	1.10"	YAGB28LTC38FXOEM								
YAGB28LTC12FX		1/2"	2.56"	1.10"	YAGB28LTC12FXOEM								
YAGB28LTC12FX		1/2"	2.56"	1.10"	YAGB28LTC12FXOEM								

Blue highlighted items are industry standard and most frequently ordered.

TYPES YBA, YBA-FX and YBAV-FX

HYLUG™

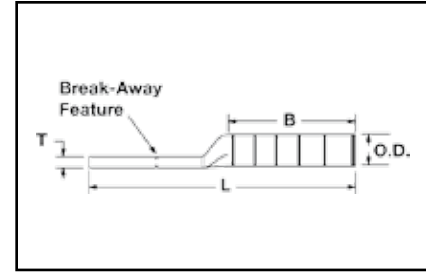

C-14

Copper and Aluminum Compression Terminals

UL Listed 90° C, 600 Volts to 35 kV

The Break-Away HYLUG™ line of Copper and Aluminum terminals are designed to provide maximum field flexibility by allowing the installer (using the Break-Away feature) to easily convert two-hole terminals to one-hole terminals to suit the application.

The Break-Away HYLUG™ line of terminals encompasses a wide range of features that affords the installer the flexibility in meeting the requirements for challenging projects.



Features & Benefits

- Break-Away feature allows for field modification of the terminal from a two-hole design to a one-hole design while retaining UL Listing and CSA Certification
- Field modification of the terminal does not require specialized tooling or training
- Stud size is 1/2" (12mm²) on the first stud as well as the slotted second stud
- Slotted second stud provides built in flexibility for the terminal to conform to various bus bar dimensions. With the slotted second stud the terminal can be used on two-hole spacing
- ranging from 1.00 to 1.75 for 1/2 stud hole sizes and 0.63 to 1.00 for 1/4 stud hole size
- Narrow tongue design allows for the terminal to fit into tight spaces
- Accommodates a wide range of conductor combinations (AWG, Compact, DLO, Flex and Metric)
- Break-Away HYLUG™ line of terminals can be installed with standard BURNDY® tooling such as PAT750XT-18V and U-Dies
- Terminals are range taking when installed with Y644HSXT or PAT644XT-18V tooling platforms

Copper Conductor

Catalog Number	Conductor Size	mm ²	Dimensions						Installation Tooling (# of Crimps)					
			Stud Hole Spacing	Stud Hole Size [MM]	Tongue Width	B	T	L	Dieless	MD6, MD7, MD7-34R platforms OUR840**	Y500CTHS, PAT60018V, PATMD6 platform	Y35, Y39, Y750, *Y46, PAT750, *PAT46 platforms	Color Code	Die Index
YBAV25FX14	1/0 Flex (275/24); 1/0 AWG	50	0.63" to 1.08"	1/4" [6]	0.73"	1.50"	0.13"	3.69"	MY29 (MY29 platform tools can only be used on Code Conductor), PAT644XT-18V & Y644 platforms (1) 4-POINT® Y81KFT, PAT81KFT, Y4PC, PAT4PC platforms (2)	W25VT (4) X25RT (4) W25RT (4)	W25VT (4) X25RT (4) W25RT (4)	U25RT (2)	Pink	12 or 348
YBAV26FX14	2/0 Flex (325/24); 2/0 AWG	70	0.63" to 1.08"	1/4" [6]	0.89"	1.50"	0.13"	3.74"		W26VT (4) X26RT (4) W26RT (4)	W26VT (4) X26RT (4) W26RT (4)	U26RT (2)	Black	13
YBAV27FX14	3/0 Flex (450/24); 3/0 AWG	95	0.63" to 1.08"	1/4" [6]	0.87"	1.50"	0.14"	3.78"		W27VT (4) X27RT (4) W27RT (4)	W27VT (4) X27RT (4) W27RT (4)	U27RT (4)	Orange	14
YBAV28FX	4/0 Flex (550/24); 4/0 AWG	120	1" to 1.75"	1/2" [12]	0.94"	1.62"	0.14"	5.24"		X28RT (6) W28RT (4) W28VT (4)	X28RT (6) W28RT (4) W28VT (4)	U28RT (2)	Purple	15
YBA29	250 kcmil (Class A & B)	—	1" to 1.75"	1/2" [12]	0.96"	1.62"	0.16"	5.21"	PAT644XT-18V & Y644 platforms (1), 4-POINT® Y81KFT, PAT81KFT, Y4PC, PAT4PC platforms (2) for YBA29, (3) for YBA31FX & YBA32FX (4) for YBA34FX	W29RT (4) W29VT (4)	W29RT (4) W29VT (4)	U29RT (2)	Yellow	16
YBA31FX	250 kcmil (Class I;K & M)	150	1" to 1.75"	1/2" [12]	0.96"	2.00"	0.18"	5.68"		W30VT(4) W30RT(4)	W30VT (4) W30RT (4)	U30RT (4)	White	17 or 298
YBA32FX	313.1 kcmil Flex (775/24)	185	1" to 1.75"	1/2" [12]	0.96"	2.12"	0.19"	5.85"		W31VT (4) W31RT (4)	W31VT (4) W31RT (4)	U31RT (4)	Red	18 or 324
YBA34FX	373.7 kcmil Flex (775/24)	240	1" to 1.75"	1/2" [12]	0.96"	2.25"	0.23"	6.08"		W32VT (4) W32RT (4)	W32VT (4) W32RT (4)	U32RT (4)	Blue	19 or 470

* Y46 and PAT46 platforms require PUADP-1 adaptor to use U dies

** OUR840 can use X-style dies only

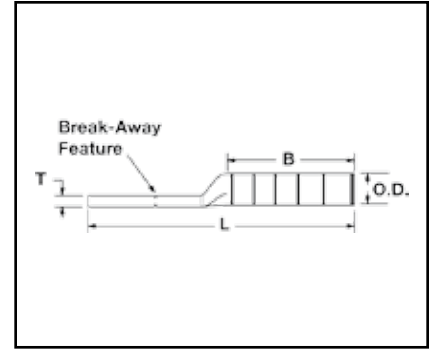
Blue highlighted items are industry standard and most frequently ordered.

TYPES YBA, YBA-FX and YBAV-FX

BREAK-AWAY HYLUG™
(Continued)

Copper and Aluminum
Compression Terminals


UL Listed 90° C,
600 Volts to 35 kV



Copper Conductor
(Continued)

Catalog Number	Conductor Size	mm ²	Dimensions						Installation Tooling (# of Crimps)			
			Stud Hole Spacing	Stud Hole Size [MM]	Tongue Width	B	T	L	Dieless	Y35, Y39, Y750, *Y46, PAT750, *PAT46 platforms	Color Code	Die Index
YBA36FX	444.4 kcmil (1100/24); 450 kcmil Flex	-	1" to 1.75"	1/2" [12]	1.47"	2.69"	0.27"	6.59"	Y644HSXT (1) PAT644XT-18V (1) Y81KFT (2) PAT81KFT (2)	U34RT (4)	Brown	20 or 299
YBA36FX58		-	1" to 1.75"	5/8" [16]	1.47"	2.69"	0.27"	6.59"				
YBA38FX	535.3 (1325/#24); 500 kcmil	300	1" to 1.75"	1/2" [12]	1.62"	2.81"	0.27"	6.76"		U38XRT (4)	Pink	L99
YBA39	750 kcmil (Code Class AA; A & B)	-	1" to 1.75"	1/2" [12]	1.63"	2.88"	0.27"	6.87"				
YBA44FX	777.7 (1925/#24) 750 kcmil Flex	500	1" to 1.75"	1/2" [12]	1.62"	3.00"	0.32"	7.14"		U44XRT (4)	Yellow	L115
YBA44FX58			1" to 1.75"	5/8" [16]	1.62"	3.00"	0.32"	7.14"				

* Y46 and PAT46 platforms require PUADP-1 adaptor to use U dies



Blue highlighted items are industry standard and most frequently ordered.

TYPES YBA-A


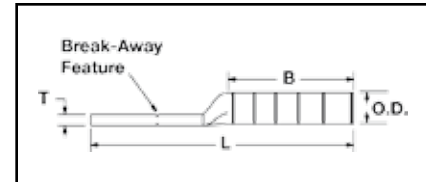
BREAK-AWAY HYLUG™

Copper and Aluminum
Compression Terminals

UL Listed 90° C,
600 Volts to 35 kV

The Break-Away HYLUG™ line of Copper and Aluminum terminals are designed to provide maximum field flexibility by allowing the installer (using the break-away feature) to easily convert a two-hole terminal into a one-hole terminal to suit the application.

The Break-Away HYLUG™ line of terminals encompasses a wide range of features that offers the installer the flexibility to meet the requirements of challenging projects.



Features & Benefits

- Break-Away feature allows for field modification of the terminal from a two-hole design to a one-hole design while retaining UL Listing and CSA Certification
- Field modification of the terminal does not require specialized tooling or training
- Stud size is 1/2" on the first stud as well as the slotted second stud
- Narrow tongue design allows for the terminal to fit into tight spaces
- Slotted second stud provides built in flexibility for the terminal to conform to various bus bar dimensions. With the slotted second stud the terminal can be used on two-hole spacing ranging from 1.75" down to 1.00" for 1/2" stud size
- Break-Away HYLUG™ line of terminals can be installed with standard BURNDY® tooling such as PAT750XT-18V and U-Dies
- Terminals are range taking when installed with Y644 or PAT644XT-18V tooling platforms

Aluminum Conductor

Catalog Number	Conductor Size (Concentric and Compact)	Dimensions						Installation Tooling (# of crimps)					
		Stud Hole Spacing	Stud Hole Size	Tongue Width	B	T	L	Dieless	MD6, MD7, MD7-34R platforms OUR840**	Y500CTHS, PAT60018V, PATMD6 platform	Y35, Y39, Y750, *Y46, PAT750, *PAT46 platforms	Color Code	Die Index
YBA25A	1/0	1" to 1.75"	1/2" [12]	1.03"	1.05"	0.17"	4.59"	MY29 (MY29 platform tools can only be used on Code Conductor), PAT644XT-18V & Y644 platforms (1), 4-POINT®	W241 (2) X241 (4)	W241 (2)	U25ART (1)	Tan	296
YBA26A	2/0	1" to 1.75"	1/2" [12]	1.03"	1.17"	0.20"	4.78"		—	—	U26ART (2)	Olive	297
YBA27A	3/0	1" to 1.75"	1/2" [12]	1.04"	1.31"	0.26"	5.02"		—	—	U27ART (2)	Ruby	467
YBA28A	4/0	1" to 1.75"	1/2" [12]	1.17"	1.39"	0.30"	5.19"	Y81KFT, PAT81KFT, Y4PC, PAT4PC platforms (2)	W660 (4) X660 (8)	W660 (4)	U28ART (2)	White	298
YBA29A	250 kcmil	1" to 1.75"	1/2" [12]	1.26"	1.45"	0.33"	5.28"	PAT644XT-18V & Y644 platforms (1), 4-POINT® Y81KFT, PAT81KFT, Y4PC, PAT4PC platforms (2)	—	—	U29ART (2)	Red	324
YBA30A	300 kcmil	1" to 1.75"	1/2" [12]	1.38"	1.53"	0.36"	5.64"	—	—	U30ART (2)	Blue	470	
YBA31A	350 kcmil	1" to 1.75"	1/2" [12]	1.52"	1.85"	0.39"	6.07"	PAT644XT-18V & Y644 platforms (1), 4-POINT® Y81KFT, PAT81KFT, Y4PC, PAT4PC platforms (4)	—	—	U31ART (2)	Brown	299
YBA32A	400 kcmil	1" to 1.75"	1/2" [12]	1.62"	2.26"	0.43"	6.15"		—	—	U32ART (4)	Green	472
YBA34A	500 kcmil	1" to 1.75"	1/2" [12]	1.62"	2.34"	0.46"	6.80"		—	—	U34ART (4)	Pink	300
YBA36A	600 kcmil	1" to 1.75"	1/2" [12]	1.31"	2.47"	0.52"	7.09"		—	—	U36ART (4)	Black	473
YBA39A	700 & 750 kcmil	1" to 1.75"	1/2" [12]	1.62"	2.46"	0.43"	7.07"		—	—	U39ART-2 (2)	Yellow	936
YBA42A	600 - 900 kcmil	1" to 1.75"	1/2" [12]	1.62"	2.46"	0.39"	7.15"	—	—	U42ART (4)†	Gray	303	
YBA44A	1000 kcmil	1" to 1.75"	1/2" [12]	1.65"	2.74"	0.55"	7.76"	Y644HSXTBH (1)	—	—	P44ART† (4)	Brown	302

† Can only be crimped with PAT46 or Y46 platform tools using the P44ART die

* Y46 and PAT46 platforms require PUADP-1 adaptor to use U dies

** OUR840 can use X-style dies only
^ U die for 900 AL only

Blue highlighted items are industry standard and most frequently ordered.

**TYPES YBA-KIT,
YA-KIT, YBAFX-KIT,
YAFX-KIT**

**Copper and Aluminum
Turbine Lug Kits**

UL Listed 90°C,
600 Volts to 35 kV

Aiding in the staging and flow of material on a project, the BURNDY® Turbine Lug Kits are designed to meet the termination requirements for the standard 1.5 MW wind turbine, improving overall project efficiency. Each lug kit contains UL Listed and CSA Certified copper or aluminum lugs. Kits include the required number of lugs needed to terminate aluminum or copper conductors on the low voltage side of a base transformer or the down tower switchgear. There are four individual kits, two for aluminum, two for copper, they are all custom designed to handle any termination requirements.



C-17

Features & Benefits

- **YA44A3** (1000 kcmil aluminum) HYLUG™, 2-hole, narrow tongue aluminum compression terminal that is dual rated for both copper and aluminum
- **YBA44A** (1000 kcmil, 1000 compact aluminum) Break-Away HYLUG™, 2-hole narrow tongue aluminum compression terminal that is dual rated for both copper and aluminum. The break-away feature allows for field modification of the terminal from a 2-hole to a 1-hole terminal and still retain UL Listing and CSA Certification
- **YAZ442NNTFX** (777.7 Flex, 1925/24 str., 750 kcmil copper) HYLUG™, 2-hole narrow tongue copper compression terminal that accommodates flex and AWG conductor
- **YBA44FX** (777.7 Flex, 1925/24 str. [750 kcmil] nom. copper) Break-Away HYLUG™,

2-hole, narrow tongue copper compression terminal that accepts a wide range of conductor combinations (AWG, compact, DLO, flex, metric). The Break-Away feature allows field modification of the terminal from a 2-hole to 1-hole terminal and still retain UL Listing and CSA Certification

- Both aluminum and copper low voltage turbine lug kits include **YA29-2N** (250 kcmil, copper, 2-hole) lugs for terminating grounding conductor
- Aluminum kits are shipped with squeeze packets of PENETROX™ oxide inhibitor for terminating aluminum conductor

Copper Kits

Catalog Number	Includes:
YBAFX15CLKIT	15 pcs YBA44FX (777.7 Flex Cu 2-hole NEMA lug); 3 pcs YA29-2N (250 kcmil Cu 2-hole NEMA lug)
YAFX15CLKIT	15 pcs YAZ442NNTFX (777.7 Flex Cu 2-hole NEMA lug); 3 pcs YA29-2N (250 kcmil Cu 2-hole NEMA lug)

Aluminum Kits

Catalog Number	Includes:
YBA15ALKIT	15 pcs YBA44A (1000 Al 2-hole NEMA lug); 3 pcs YA29-2N (250 kcmil Cu 2-hole NEMA lug); 1 squeeze tube (1/2 oz) of PENETROX™ oxide inhibitor
YA15ALKIT	15 pcs YA44A3 (1000 Al 2-hole NEMA lug); 3 pcs YA29-2N (250 kcmil Cu 2-hole NEMA lug); 1 squeeze tube (1/2 oz) of PENETROX™ oxide inhibitor



Heat shrink and mounting hardware sold separately.

Blue highlighted items are industry standard and most frequently ordered.

Compression Connections

BURNDY®

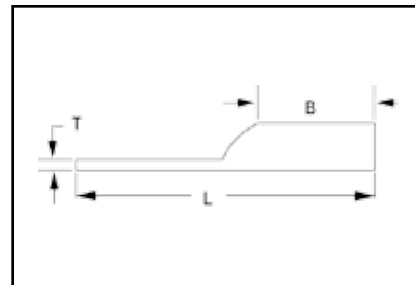
Copper Compression — Code — Long Barrel — Blank Tongue

TYPES YA-2NU, YA-4NU

Blank Tongue HYLUG™

C-18

The Blank Tongue line of Copper Code HYLUG™ terminals are designed to provide maximum field flexibility. Scored lines prevent the drill from walking when trying to drill in this area. This innovative design allows the installer to customize the tongue drilling to fit their specific application while maintaining UL Listing and CSA Certification.



Features & Benefits

- Manufactured from seamless high conductivity electrolytic copper tubing with heavy duty wall thickness
- Internally beveled barrel end
- Proper compression systems form a highly efficient electrical connection
- Dimples located at each end of the scored line represent the location of the NEMA standard hole spacing
- Scored line locates the center of the tongue and prevents the drill from walking when trying to drill in this area
- Offered in a wide range of code conductor sizes

Catalog Number	Conductor		Min. Bolt Hole**	Tongue Width	Figure Dimensions			Installation Tooling (# of crimps)					Wire Strip Length		
	AWG	*** MM ²			B	T	L	Dieless	Mechanical		Hydraulic			Color Code	Die Index
									MD6, OUR840, MD7-34R	BCT500HS, Y500CTHS	Y750, Y46*, PAT750				
YA8C2NU	#8 AWG #6 Sol #8 Sol #8 Weld 37/24	—	#10	0.83"	0.81"	0.12"	4.08"	Y1MRTC (2) MY29-11 (1) MY29-3 (1)	W8CRT (1) W8CVT (1) X8CRT (2)	W8CRT (1)	U8CRT (1) U8CRT (1)	Red	49	7/8"	
YA6C2NU	#6 AWG	—	#10	0.83"	1.12"	0.12"	4.40"	Y1MRTC (2) MY29-11 (1) MY29-3 (1) MRC840 (2) Y81KFT (1) Y81KFTBMH (1) PAT81KFT-18V (1)	W5CVT (2) W5CRT (2) X5CRT (2) X8CART (2)	W5CVT (2) W5CRT (2) X5CRT (2) X8CART (2)	U5CRT (2) U8CABT (2)	Blue	7 or 374	1-3/16"	
YA5C2NU	#5 AWG	16	—	0.83"	1.12"	0.12"	4.43"	MY29-3 (2) MY29-1 (2) MRC840 (2) Y644HSXT (1) Y81KFT (1) Y81KFTBMH (1) PAT81KFT-18V (1)	W5CRT (2) W5CVT (2) X5CRT (2)	X5CRT (2) X5CVT (2) W5CRT (2)	U5CRT (2)	Blue	7	1-3/16"	
YA4C2NU	#4 AWG	—	#10	0.83"	1.12"	0.12"	4.45"	Y1MRTC (4) MY29-3 (2) MY29-11 (2) MRC840 (2) Y644HSXT (1) Y81KFT (1) Y81KFTBMH (1) PAT81KFT-18V (1)	W4CVT (2) W4CRT (2) X4CRT (2)	W4CVT (2) W4CRT (2) X4CRT (2)	U4CRT (2) U6CABT (2)	Gray	8 or 346	1-3/16"	
YA3C2NU	#3 AWG #2 Sol.	25	1/4"	0.83"	1.25"	0.12"	4.62"	Y1MRTC (4) MY29-3 (2) MY29-11 (2) MRC840 (2) Y644HSXT (1) Y81KFT (1) Y81KFTBMH (1) PAT81KFT-18V (1)	W3CRT (2)	W3CRT (2)	U3CRT (2)	White	9	1-5/16"	

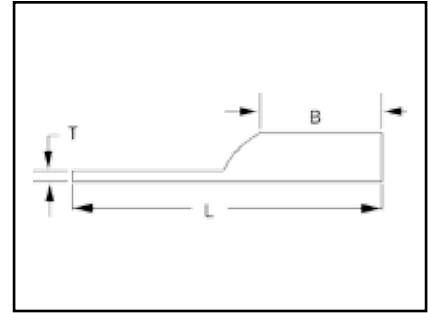
* Use PUADP-1 adaptor with U dies in Y46 HYPRESS™
** Minimum bolt hole size must be maintained for UL & CSA

*** The MM² conductor sizes listed are the recommendations for Class 2 conductor
‡ Requires Y60BHU HYPRESS™

Blue highlighted items are industry standard and most frequently ordered.

TYPES YA-2NU,
YA-4NU

Blank Tongue HYLUG™
(Continued)



C-19

Catalog Number	Conductor		Min. Bolt Hole**	Tongue Width	Figure Dimensions			Dieless	Installation Tooling (# of crimps)				Wire Strip Length	
	AWG	*** MM²			B	T	L		Mechanical	Hydraulic		Color Code		Die Index
										MD6, OUR840, MD7-34R	BCT500HS, Y500CTHS			
YA2C2NU	#2 AWG	35	1/4"	0.83"	1.25"	0.12"	4.64"	Y1MRTC (4) MY29-3 (2) MY29-11 (2) MRC840 (2) Y644HSXT (1) Y81KFT (2) Y81KFTMBH (2) PAT81KFT-18V (2)	W2CVT (2) W2CRT (2) X2CRT (2)	W2CVT (2) W2CRT (2) X2CRT (2)	U2CRT (2)	Brown	10	1-5/16"
YA1C2NU	#1 AWG	50	1/4"	0.83"	1.38"	0.12"	4.82"	Y1MRTC (4) MY29-3 (2) MY29-11 (2) MRC840 (2) Y644HSXT (1) Y81KFT (2) Y81KFTMBH (2) PAT81KFT-18V (2)	W1CVT (2) W1CRT-1 (2) X1CRT-1 (2)	W1CVT (2) W1CRT-1 (2) X1CRT-1 (2)	U1CRT-1 (2) U4CABT (2)	Green	11	1-7/16"
YA252NU	1/0 AWG	—	1/4"	0.83"	1.38"	0.11"	4.81"	MY29-3 (2) MY29-11 (2) MRC840 (4) Y644HSXT (1) Y81KFT (2) Y81KFTMBH (2) PAT81KFT-18V (2)	W25VT (4) W25RT (4) X25RT (4)	W25VT (4) W25RT (4) X25RT (4)	U25RT (2) U2CABT (2)	Pink	12 to 348	1-7/16"
YA262NU	2/0 AWG	70	1/4"	0.83"	1.50"	0.12"	4.97"	MY29-3 (2) MY29-11 (2) MRC840 (4) Y644HSXT (1) Y81KFT (2) Y81KFTMBH (2) PAT81KFT-18V (2)	W26VT (4) W26RT (4) X26RT (4)	W26VT (4) W26RT (4) X26RT (4)	U26RT (2)	Black	13	1-9/16"
YA272NU	3/0 AWG	—	1/4"	0.91"	1.50"	0.13"	5.01"	MY29-3 (2) MY29-11 (2) MRC840 (4) Y644HSXT (1) Y81KFT (2) Y81KFTMBH (2) PAT81KFT-18V (2)	W27VT (4) W27RT (4) X27RT (6)	W27VT (4) W27RT (4) X27RT (6)	U27RT (2)	Orange	14	1-9/16"
YA282NU	4/0 AWG	—	1/4"	1.02"	1.62"	0.14"	5.17"	MY29-3 (2) MY29-11 (2) MRC840 (4) Y644HSXT (1) Y81KFT (2) Y81KFTMBH (2) PAT81KFT-18V (2)	W28VT (4) W28RT (4) X28RT (6)	W28VT (4) W28RT (4) X28RT (6)	U28RT (2)	Purple	15	1-11/16"
YA292NU	250 kcmil	120	1/4"	1.11"	1.62"	0.16"	5.21"	MY29-3 (2) MY29-11 (2) MRC840 (4) Y644HSXT (1) Y81KFT (2) Y81KFTMBH (2) PAT81KFT-18V (2)	W29VT (4) X29RT (8)	W29VT (4) W29RT (4) X29RT (8)	U29RT (2)	Yellow	16	1-11/16"
YA302NU	300 kcmil	150	1/4"	1.20"	2.00"	0.16"	5.64"	MY29-3 (2) MY29-11 (2) MRC840 (4) Y644HSXT (1) Y81KFT (3) Y81KFTMBH (3) PAT81KFT-18V (3)	W30VT (4)	W30VT (4) W30RT (4)	U30RT (4) U28ART (4)	White	17	2-1/16"
YA312NU	350 kcmil	185	1/4"	1.29"	2.00"	0.18"	5.68"	Y644HSXT (1) Y81KFT (3) Y81KFTMBH (3) PAT81KFT-18V (3)	W31VT (4)	W31VT (4) W31RT (4)	U31RT (4) U29ART (4)	Red	18	2-1/16"
YA322NU	400 kcmil	—	3/8"	1.40"	2.12"	0.19"	5.85"	Y644HSXT (1) Y81KFT (4) Y81KFTMBH (4) PAT81KFT-18V (4)	W32VT (4)	W32VT (4) W32RT (4)	U32RT (4) U30ART (4)	Blue	19 or 470	2-3/16"
YA342NU	500 kcmil	240	3/8"	1.55"	2.25"	0.22"	6.06"	Y644HSXT (1) Y81KFT (4) Y81KFTMBH (4) PAT81KFT-18V (4)	W34VT (4)	W34VT (4) W34RT (4)	U34RT (4) U31ART (4)	Brown	20 or 299	2-5/16"
YA362NU	600 kcmil	300	3/8"	1.73"	2.69"	0.26"	6.59"	Y644HSXT (1) Y81KFT (4) Y81KFTMBH (4) PAT81KFT-18V (4)	—	—	U36RT (4) U32ART (4)	Green	22 or 472	2-3/4"

* Use PUADP-1 adaptor with U dies in Y46 HYPRESS™

*** The MM² conductor sizes listed are the recommendations for Class 2 conductor

‡ Requires Y60BHU HYPRESS™

** Minimum bolt hole size must be maintained for UL & CSA

Blue highlighted items are industry standard and most frequently ordered.

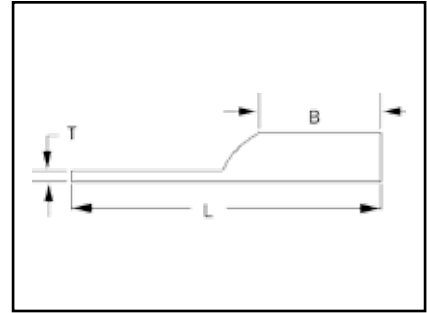
Compression Connections

BURNDY®

Copper Compression — Code — Long Barrel — Blank Tongue

TYPES YA-2NU, YA-4NU

Blank Tongue HYLUG™
(Continued)



C-20



Catalog Number	Conductor		Min. Bolt Hole**	Tongue Width	Figure Dimensions			Installation Tooling (# of crimps)							
	AWG	*** MM ²			B	T	L	Dieless	Mechanical		Hydraulic		Color Code	Die Index	Wire Strip Length
									MD6, OUR840, MD7-34R	BCT500HS, Y500CTHS	Y750, Y46*, PAT750				
YA392NU	750 kcmil	375	3/8"	1.91"	2.88"	0.26"	6.87"	Y644HSXT (1) Y81KFT (3) Y81KFTMBH (3) PAT81KFT-18V (3)	—	—	—	U39RT (4) P39RT (4)**	Black	24	2-15/16"
YA402NU	800 kcmil	400	3/8"	1.98"	2.94"	0.30"	6.95"					P40RT (4)	Orange	25	3"
YA442NU	1000 kcmil	500	3/8"	2.18"	3.00"	0.32"	7.14"					P44RT (4)**	White	27	3-1/16"
YA452NU	1250 kcmil	—	3/8"	2.46"	3.19"	0.38"	7.44"	—	—	—	P45RT (6)**	Yellow	29	3-1/4"	
YA462NU	1500 kcmil	800	3/8"	2.69"	3.19"	0.40"	7.55"				P46RT (6)**	Green	31	3-1/4"	
YA472NU ‡	1750 kcmil	—	3/8"	2.90"	3.44"	0.42"	7.89"				‡	Gray	33	3-1/2"	
YA482NU ‡	2000 kcmil	1000	3/8"	3.10"	3.44"	0.46"	7.98"				‡	Brown	34	3-1/2"	
YA444NU	1000 kcmil	500	3/8"	3.00"	3.00"	0.23"	7.14"				P44RT	White	27	3-1/16"	
YA454NU	1250 kcmil	—	3/8"	3.00"	3.19"	0.30"	7.44"				P45RT	Yellow	29	3-1/4"	
YA464NU	1500 kcmil	800	3/8"	3.00"	3.19"	0.34"	7.55"				P46RT	Green	31	3-1/4"	

* Use PUADP-1 adaptor with U dies in Y46 HYPRESS™
** Minimum bolt hole size must be maintained for UL & CSA

*** The MM² conductor sizes listed are the recommendations for Class 2 conductor

‡ Requires Y60BHU HYPRESS™

Blue highlighted items are industry standard and most frequently ordered.

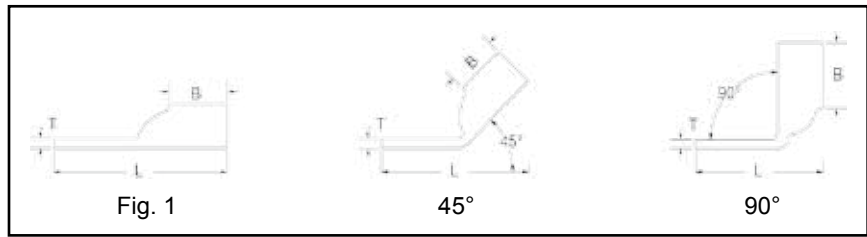

**ONE HOLE HYLUG™
CODE CONDUCTOR
STANDARD BARREL**

TYPES YA-L, YA-L-TC

**UNINSULATED COPPER
COMPRESSION TERMINAL**

UL Listed 90° C,
600 Volts to 35kV ♦

45° and 90° angles available. Please contact
Customer Service to order : 1-800-346-4175.



C-21

Catalog Number	Fig #	Conductor		Stud Hole Size	Tongue Width	Figure Dimensions			Dieless (# of crimps)	Installation Tooling				Wire Strip Length		
		AWG	*** MM²			(B)	(T)	(L)		Mechanical		Hydraulic			Color Code	Die Index
										MD6, OUR840, MD7-34R	BCT500HS, Y500CHS	Y35, Y39 Y750, Y46* PAT750				
YAV10BOX	1	#14-#10 Str #12-#10 Sol	6	#8 - #10	0.38"	0.40"	0.06"	0.97"	Non-Ratchet: Y10D, Y10-22 Ratchet: MR8G98, MR8-9Q, Y8MRB-1, MR20, N10HT, N10HT-24	—	—	—	—	—	7/16"	
YAV10R-BOX	3			#8 - #10	0.38"	0.38"	0.06"	0.53"								
YAV10-T2BOX	1			1/4"	0.53"	0.39"	0.04"	1.13"								
YAV10-R3BOX	3			#10-#12	1/4"	0.47"	0.38"	0.05"								0.55"
YAV10-T3BOX	1			#14-#10 Str	5/16"	0.45"	0.41"	0.05"								1.10"
YAV10-T4BOX				#12-#10 Sol	3/8"	0.55"	0.45"	0.04"								1.17"
YA8CL-BOX	1	#8 AWG #8 Weld 37/24 #6 sol. #8 sol.	† 10	#8 - #10	0.41"	0.44"	0.08"	1.16"	Y1MRTC (1) MY29-3 (1) MY29-11 (1) MRC840 (1) Y4PC834 (1) Y8MRB-1 (1) Y81KFT (1) PAT81KFT (1)	W8CVT (1) W8CRT (1) X8CRT (1)	W8CVT (1) W8CRT (1) X8CRT (1)	U8CRT (1)	Red	49	7/16"	
YA8CL1-BOX				1/4"	0.44"	0.44"	0.08"	1.26"								
YA8CL2-BOX				5/16"	0.52"	0.44"	0.06"	1.38"								
YA8CL3-BOX				3/8"	0.58"	0.44"	0.06"	1.51"								
YA8CL4-BOX				1/2"	0.71"	0.44"	0.05"	1.76"								
YA6CL1-BOX	1	#6 AWG	—	#8 - #10	0.41"	0.54"	0.09"	1.27"	Y1MRTC (1) MY29-3 (1) MY29-11 (1) MRC840 (1) Y81KFT (1) Y81KFTBMH (1) PAT81KFT-18V (1)	W5CVT (1) W5CRT (1) X5CRT (1) X8CART (1)	W5CVT (1) W5CRT (1) X5CRT (1) X8CART (1)	U5CRT (1) U8CABT (1)	Blue	7 or 374	9/16"	
YA6CL-BOX				1/4"	0.45"	0.54"	0.08"	1.45"								
YA6CL3-BOX				5/16"	0.52"	0.54"	0.07"	1.52"								
YA6CL4-BOX				3/8"	0.63"	0.54"	0.06"	1.62"								
YA6CL-6				1/2"	0.75"	0.54"	0.12"	1.87"								
YA5CL	1	#5 AWG	—	1/4"	0.44"	0.81"	0.07"	1.65"	W5CRT (1) W5CVT (1) X5CRT (1)	W5CRT (1) X5CRT (1) W5CVT (1)						

* Use PUADP-1 adapter with U dies in Y46 HYPRESS™ † The MM² conductor size listed is for both Class 2 and Class 5 conductor ♦ For applications greater than 2000 Volts consult cable manufacturer for voltage stress relief instructions
 ** P-RT die sets for use in Y46 HYPRESS™ only, PUADP-1 adapter not required ▲ See tooling section of this catalog for complete tool and die listings **Note:** All dimensions shown are for reference only.
 *** The MM² conductor sizes listed are the recommendations for Class 2 conductor

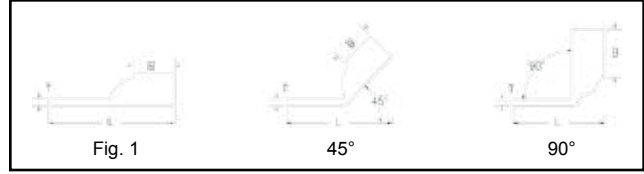
Blue highlighted items are industry standard and most frequently ordered.

Compression Connections

Copper Compression — Code

BURNDY®

ONE HOLE HYLUG™ CODE CONDUCTOR STANDARD BARREL (Continued)



C-22

45° and 90° angles available. Please contact Customer Service to order: 1-800-346-4175.



Catalog Number	Fig #	Conductor		Stud Hole Size	Tongue Width	Figure Dimensions			Dieless (# of crimps)	Installation Tooling						
		AWG	*** MM²			(B)	(T)	(L)		Mechanical		Hydraulic		Color Code	Die Index	Wire Strip Length
										MD6, OUR840, MD7-34R	BCT500HS, Y500CTHS	Y35, Y39 Y750, Y46* PAT750				
YA4CL1-BOX	1	#4 AWG	—	#8 - #10	0.50"	0.81"	0.09"	1.58"	Y1MRTC (2) MY29-3 (1) MY29-11 (1) MRC840 (1) Y644HSXT (1) Y81KFT (1) Y81KFTMBH (1) PAT81KFT-18V (1)	W4CVT (1) W4CRT (1) X4CRT (1)	W4CVT (1) W4CRT (1) X4CRT (1)	U4CRT (1) U6CABT (1)	Gray	8	7/8"	
YA4CL-BOX				1/4"	0.50"	0.81"	0.09"	1.74"								
YA4CL3-BOX				5/16"	0.50"	0.81"	0.08"	1.79"								
YA4CL4-BOX				3/8"	0.58"	0.81"	0.09"	1.92"								
YA4CL6-BOX				1/2"	0.71"	0.81"	0.06"	2.20"								
YA3CL	1	#3 Str #2 Sol	25	5/16"	0.55"	0.88"	0.09"	1.88"	W3CRT (1)	W3CRT (1)	U3CRT (1)	White	9	15/16"		
YA2CL2-BOX	1	#2 AWG	35	1/4"	0.61"	0.88"	0.11"	1.88"	W2CVT (1) W2CRT (1) X2CRT (1)	W2CVT (1) W2CRT (1) X2CRT (1)	U2CRT (1)	Brown	10	15/16"		
YA2CL-BOX				5/16"	0.61"	0.88"	0.11"	1.93"								
YA2CL4-BOX				3/8"	0.61"	0.88"	0.11"	2.06"								
YA2CL6-BOX				1/2"	0.73"	0.88"	0.09"	2.32"								
YA1CL2	1	#1 AWG	50	1/4"	0.68"	0.88"	0.10"	1.81"	W1CVT (1) W1CRT-1 (1) X1CRT-1 (1)	W1CVT (1) W1CRT-1 (1) X1CRT-1 (1)	U1CRT-1 (1) U4CABT (1)	Green	11 or 375	15/16"		
YA1CL-BOX				5/16"	0.68"	0.88"	0.10"	1.94"								
YA1CL4-BOX				3/8"	0.68"	0.88"	0.10"	2.06"								
YA1CL6-BOX				1/2"	0.73"	0.88"	0.09"	2.37"								
YA25L2-BOX	1	1/0 AWG	—	1/4"	0.75"	0.88"	0.12"	1.84"	MY29-3 (1) MY29-11 (1) MRC840 (2) Y644HSXT (1) Y81KFT (1) Y81KFTMBH (1) PAT81KFT-18V (1)	W25VT (2) W25RT (2) X25RT (2)	W25VT (2) W25RT (2) X25RT (2)	U25RT (1) U2CABT (1)	Pink	12	15/16"	
YA25L-BOX				5/16"	0.75"	0.88"	0.12"	1.96"								
YA25L4-BOX				3/8"	0.75"	0.88"	0.12"	2.09"								
YA25L6-BOX				1/2"	0.75"	0.88"	0.12"	2.34"								
YA26L2-BOX	1	2/0 AWG	70	1/4"	0.83"	0.94"	0.12"	1.94"	W26VT (2) W26RT (2) X26RT (2)	W26VT (2) W26RT (2) X26RT (2)	U26RT (1)	Black	13	1"		
YA26L-BOX				3/8"	0.83"	0.94"	0.12"	2.19"								
YA26L6-BOX				1/2"	0.83"	0.94"	0.12"	2.44"								
YA26L60				3/4"	1.02"	0.94"	0.10"	2.96"								
YA27L3	1	3/0 AWG	—	5/16"	0.91"	1.00"	0.13"	2.16"	MY29-3 (1) MY29-11 (1) MRC840 (2) Y644HSXT (1) Y81KFT (2) Y81KFTMBH (2) PAT81KFT-18V (2)	W27VT (2) W27RT (2) X27RT (3)	W27VT (2) W27RT (2) X27RT (3)	U27RT (1)	Orange	14	1-1/16"	
YA27L4-BOX				3/8"	0.91"	1.00"	0.13"	2.29"								
YA27L-BOX				1/2"	0.91"	1.00"	0.13"	2.54"								

* Use PUADP-1 adapter with U dies in Y46 HYPRESS™ † The MM² conductor size listed is for both Class 2 and Class 5 conductor

** P-RT die sets for use in Y46 HYPRESS™ only, PUADP-1 adapter not required

*** The MM² conductor sizes listed are the recommendations for Class 2 conductor

† The MM² conductor size listed is for both Class 2 and Class 5 conductor

▲ See tooling section of this catalog for complete tool and die listings

◆ For applications greater than 2000 Volts consult cable manufacturer for voltage stress relief instructions

Note: All dimensions shown are for reference only.

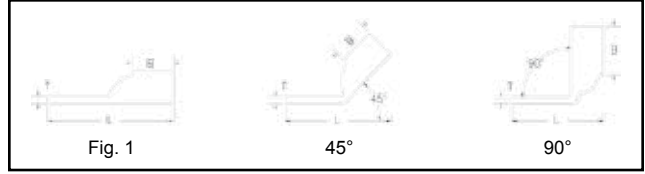
Blue highlighted items are industry standard and most frequently ordered.

US: 1-800-346-4175

www.burndy.com

Canada: 1-800-387-6487

**ONE HOLE HYLUG™
CODE CONDUCTOR
STANDARD BARREL**
(Continued)



45° and 90° angles available. Please contact
Customer Service to order: 1-800-346-4175.



C-23

Catalog Number	Fig #	Conductor		Stud Hole Size	Tongue Width	Figure Dimensions			Dieless (# of crimps)	Installation Tooling				Wire Strip Length		
		AWG	MM²			(B)	(T)	(L)		Mechanical		Hydraulic			Color Code	Die Index
										MD6, OUR840, MD7-34R	BCT500HS, Y500CTHS	Y35, Y39 Y750, Y46* PAT750				
YA28L2	1	4/0 AWG	—	1/4"	1.02"	0.88"	0.14"	1.96"	MY29-3 (1) MY29-11 (1) MRC840 (2) Y644HSXT (1) Y81KFT (2) Y81KFTMBH (2) PAT81KFT-18V (2)	W28VT (2) W28RT (2) X28RT (3)	W28VT (2) W28RT (2) X28RT (3)	U28RT (1)	Purple	15	1-1/8"	
YA28L3				5/16"	1.02"	0.88"	0.14"	2.08"								
YA28L4-BOX				3/8"	1.02"	0.88"	0.14"	2.21"								
YA28L-BOX				1/2"	1.02"	0.88"	0.14"	2.46"								
YA28L56				3/4"	1.05"	0.88"	0.13"	2.90"								
YA29L2	1	250 kcmil	—	1/4"	1.11"	1.06"	0.16"	2.17"	MY29-3 (1) MY29-11 (1) Y644HSXT (1) Y81KFT (2) Y81KFTMBH (2) PAT81KFT-18V (2)	W29VT (2) X29RT (4)	W29VT (2) W29RT (2) X29RT (4)	U29RT (1)	Yellow	16	1-1/8"	
YA29L7				5/16"	1.11"	1.06"	0.16"	2.30"								
YA29L4				3/8"	1.11"	1.06"	0.16"	2.42"								
YA29L-BOX				1/2"	1.11"	1.06"	0.16"	2.67"								
YA29LTC78				7/8"	1.11"	1.06"	0.14"	3.36"								
YA30L1	1	300 kcmil	150	5/16"	1.20"	1.03"	0.16"	2.31"	Y644HSXT (1) Y81KFT (2) Y81KFTMBH (2) PAT81KFT-18V (2)	W30VT (2)	W30VT (2) W30RT (2)	U30RT (2) U28ART (2)	White	17	1-1/16"	
YA30L24				3/8"	1.20"	1.03"	0.16"	2.44"							1"	
YA30L				1/2"	1.20"	1.03"	0.16"	2.69"								
YA30LN				1/2"	1.20"	1.03"	0.16"	2.87"								
YA30L7				5/8"	1.20"	1.03"	0.16"	2.94"								
YA30L28				3/4"	1.20"	1.03"	0.16"	3.12"							1-1/16"	
YA30L27				7/8"	1.20"	1.03"	0.16"	3.37"								
YA31L11	1	350 kcmil	185	3/8"	1.29"	1.06"	0.18"	2.50"	Y644HSXT (1) Y81KFT (2) Y81KFTMBH (2) PAT81KFT-18V (2)	W31VT (2)	W31VT (2) W31RT (2)	U31RT (2) U29ART (2)	Red	18	1-1/8"	
YA31L				1/2"	1.29"	1.06"	0.18"	2.75"								
YA31L7				5/8"	1.29"	1.06"	0.18"	3.00"								
YA31L36				7/8"	1.29"	1.06"	0.18"	4.02"								
YA32L14	1	400 kcmil	—	3/8"	1.40"	1.19"	0.19"	2.68"	Y644HSXT (1) Y81KFT (2) Y81KFTMBH (2) PAT81KFT-18V (2)	W32VT (2)	W32VT (2) W32RT (2)	U32RT (2) U30ART (2)	Blue	19	1-1/4"	
YA32LN				1/2"	1.40"	1.19"	0.19"	3.12"								
YA32L1				1/2"	1.40"	1.19"	0.19"	2.93"								
YA32L				5/8"	1.40"	1.19"	0.19"	3.18"								
YA32LTC78	7/8"	1.40"	1.19"	0.19"	3.62"											
YA33L	1	450 kcmil	—	5/8"	1.48"	1.50"	0.21"	3.57"	Y644HSXT (1) Y81KFT (2) Y81KFTMBH (2) PAT81KFT-18V (2)	W33VT (2)	W33VT (2) W33RT (2)	U33RT (2)	Gray	326	1-9/16"	
YA34L37	1	500 kcmil	240	3/8"	1.55"	1.27"	0.23"	2.87"	Y644HSXT (1) Y81KFT (2) Y81KFTMBH (2) PAT81KFT-18V (2)	W34VT (2)	W34VT (2) W34RT (2)	U34RT (2) U31ART (1)	Brown	20	1-7/16"	
YA34L6				1/2"	1.55"	1.27"	0.23"	3.12"								
YA34L				5/8"	1.55"	1.27"	0.23"	3.37"								
YA34L8				3/4"	1.55"	1.27"	0.23"	3.55"								
YA34L9				7/8"	1.55"	1.27"	0.23"	3.80"								
YA34L20				1"	1.55"	1.27"	0.23"	4.05"								
YA35L	1	550 kcmil	—	5/8"	1.65"	1.69"	0.25"	3.81"	—	—	U35RT (2)	Yellow	21	1-3/4"		
YA36L11	1	600 kcmil	300	1/2"	1.74"	1.38"	0.27"	3.29"	—	—	U36RT (2) U32ART (2)	Green	22 or 472	1-3/4"		
YA36L				5/8"	1.74"	1.38"	0.27"	3.54"								
YA36LTC78				7/8"	1.74"	1.38"	0.27"	3.97"								

* Use PUADP-1 adapter with U dies in Y46 HYPRESS™ † The MM² conductor size listed is for both Class 2 and Class 5 conductor ◆ For applications greater than 2000 Volts consult cable manufacturer for voltage stress relief instructions
 ** P-RT die sets for use in Y46 HYPRESS™ only, PUADP-1 adapter not required ▲ See tooling section of this catalog for complete tool and die listings **Note:** All dimensions shown are for reference only.
 *** The MM² conductor sizes listed are the recommendations for Class 2 conductor

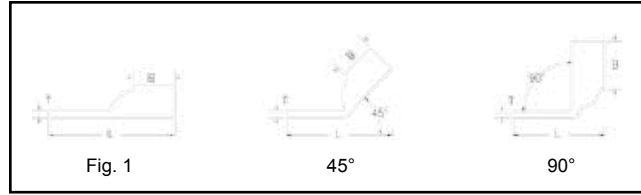
Blue highlighted items are industry standard and most frequently ordered.

Compression Connections

Copper Compression — Code

BURNDY®

ONE HOLE HYLUG™ CODE CONDUCTOR STANDARD BARREL (Continued)



45° and 90° angles available. Please contact Customer Service to order: 1-800-346-4175.

C-24

Catalog Number	Fig #	Conductor		Stud Hole Size	Tongue Width	Figure Dimensions			Dieless (# of crimps)	Installation Tooling					Wire Strip Length	
		AWG	*** MM ²			(B)	(T)	(L)		Mechanical		Hydraulic		Color Code		Die Index
										MD6, OUR840, MD7-34R	BCT500HS, Y500CTHS	Y35, Y39 Y750, Y46* PAT750				
YA37L	1	650 kcmil	—	5/8"	1.80"	1.39"	0.27"	3.57"	Y644HSXT (1) Y81KFT (3) Y81KFTMBH (3) PAT81KFT-18V (3)	—	—	U37RT (2)	Orange	23	1-15/16"	
YA37L1			—	5/8"	1.80"	1.39"	0.27"	3.76"		—	—	U38RT (2)	Pink	400	1-15/16"	
YA38L	1	700 kcmil	—	5/8"	1.84"	1.45"	0.27"	3.66"	Y644HSXT (1) Y81KFT (3) Y81KFTMBH (3) PAT81KFT-18V (3)	—	—	U39RT (2) P39RT (2)**	Black	24	1-15/16"	
YA39L6	1	750 kcmil	—	1/2"	1.91"	1.42"	0.27"	3.41"		Y644HSXT (1) Y81KFT (3) Y81KFTMBH (3) PAT81KFT-18V (3)	—	—	P40RT (3)**	Orange	25	1-15/16"
YA39L			—	5/8"	1.91"	1.42"	0.27"	3.57"			—	—	—	Gold	26	1-15/16"
YA39L2			—	7/8"	1.91"	1.42"	0.27"	4.10"			—	—	P44RT (3)**	White	27	1-15/16"
YA39L9			—	1-1/4"	1.91"	1.42"	0.27"	4.85"			—	—	—	—	—	—
YA40L	1	800 kcmil	400	5/8"	1.98"	1.42"	0.30"	3.81"	Y644HSXT (1) Y81KFT (3) Y81KFTMBH (3) PAT81KFT-18V (3) Y644HSXTBH (1) PAT644XT-18V (1)	—	—	P45RT (3)**	Yellow	29	2-1/16"	
YA41L	1	850 kcmil	—	5/8"	2.01"	1.88"	0.31"	4.15"		—	—	—	Orange	30	2-1/16"	
YA44L2	1	1000 kcmil	500	1/2"	2.19"	1.65"	0.33"	3.98"		—	—	—	Green	31	2-1/16"	
YA44L				5/8"	2.19"	1.65"	0.33"	4.04"		—	—	—	—	—	—	—
YA44L23				1"	2.19"	1.65"	0.33"	4.73"		—	—	—	—	—	—	—
YA45L	1	1250 kcmil	630	3/4"	2.46"	2.00"	0.38"	4.68"	—	—	—	—	—	—	—	
YA453L	1	1300 kcmil	—	3/4"	2.53"	2.00"	0.39"	4.71"	—	—	—	—	—	—	—	
YA46L	1	1500 kcmil	800	3/4"	2.69"	2.00"	0.40"	4.78"	—	—	—	—	—	—	—	
YA48L	1	2000 kcmil	1000	3/4"	3.10"	2.25"	0.46"	5.19"	—	—	—	—	—	—	—	

* Use PUADP-1 adapter with U dies in Y46 HYPRESS™

** P-RT die sets for use in Y46 HYPRESS™ only, PUADP-1 adapter not required

*** The MM² conductor sizes listed are the recommendations for Class 2 conductor

*** The MM² conductor sizes listed are the recommendations for Class 2 conductor.

▲ See tooling section of this catalog for complete tool and die listings.

◆ For applications greater than 2000 Volts consult cable manufacturer for voltage stress relief instructions.

Note: All dimensions shown are for reference only.

Blue highlighted items are industry standard and most frequently ordered.

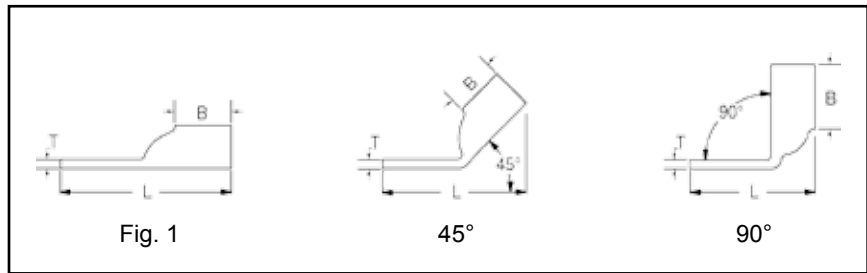
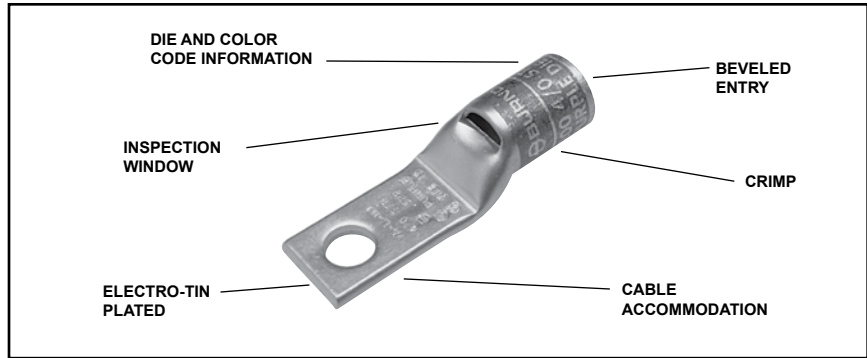
**ONE HOLE HYLUG™ CODE
CONDUCTOR STANDARD
BARREL NARROW TONGUE**

TYPE YA-L-NT

**UNINSULATED COPPER
COMPRESSION NARROW
TONGUE TERMINAL**

UL Listed 90° C,
600 Volts to 35 kV ♦

45° and 90° angles available. Please contact
Customer Service to order: 1-800-346-4175



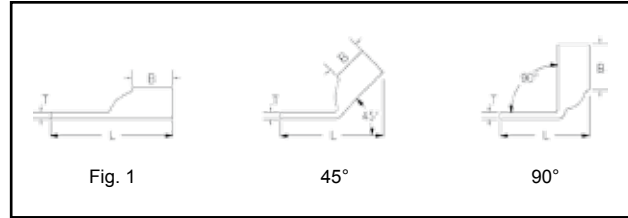
C-25

Catalog Number	Fig #	Conductor		Stud Hole Size	Tongue Width	Figure Dimensions			**** Dieless	▲ Installation Tooling (# of crimps)			Color Code	Die Index	Wire Strip Length
		AWG	MM²			(B)	(T)	(L)		Mechanical		Hydraulic			
										MD6, OUR840, MD7-34R	BCT500HS, Y500CTHS	Y35, Y39 Y750, Y46* PAT750			
YA8CLNT6	1	#8 AWG	10	#6	0.29"	0.44"	0.09"	1.08"	Y1MRTC (1) Y8MRB-1 (1) MY29-3 (1) MY29-11 (1) MRC840 (1) Y81KFT (1) Y81KFTMBH (1) PAT81KFT-18V (1)	W8CVT (1)	X8CRT (1)	U8CRT (1)	Red	49	1/2"
YA8CLNT8		#8 Weld 37/24 #8 Sol #6 Sol		#8	0.33"	0.44"	0.09"	1.18"							
YA6CLNT6	1	#6 AWG	—	#6	0.29"	0.54"	0.09"	1.17"	Y1MRTC (1) MY29-3 (1) MY29-11 (1) MRC840	W5CVT (1)	X5CRT (1)	U5CRT (1)	Blue	7	7/8"
YA4CLNT10	1	#4 AWG	—	#10	0.40"	0.81"	0.09"	1.73"		W4CVT (1)	X4CRT (1)	U4CRT (1)	Gray	8	7/8"
YA3CLNT14	1	#3 AWG	25	#10	0.41"	0.88"	0.08"	1.82"	MY29-11 (1) MRC840	W3CVT (1)	W3CVT (1)	U3CRT (1)	White	9	15/16"
YA3CLNT516		#2 Sol.		#10	0.48"	0.88"	0.11"	1.80"							
YA2CLNT10	1	#2 AWG	35	#10	0.48"	0.88"	0.11"	1.80"	Y644HSXT (1) Y81KFT (1) Y81KFTMBH (1) PAT81KFT-18V (1)	W2CVT (1)	X2CRT (1)	U2CRT (1)	Brown	10	15/16"
YA2CLNT14				#10	0.50"	0.88"	0.11"	1.80"							
YA2CLNT516				#10	0.49"	0.88"	0.11"	1.82"							
YA1CLNT10	1	#1 AWG	50	#10	0.50"	0.88"	0.10"	2.23"	Y81KFTMBH (1) PAT81KFT-18V (1)	W1CVT (1)	X1CRT-1 (1)	U1CRT-1 (1)	Green	11	15/16"
YA1CLNT14				#10	0.50"	0.88"	0.10"	2.23"							
YA25LNT10	1	1/0 AWG	—	#10	0.62"	0.88"	0.12"	2.28"	MY29-3 (1) MY29-11 (1) MRC840 Y644HSXT (1) Y81KFT (1) Y81KFTMBH (1) PAT81KFT-18V (1)	W25VT (2)	X25RT (2)	U25RT (1)	Pink	12	15/16"
YA25LNT14				#10	0.48"	0.88"	0.12"	1.93"							
YA25LNT516				#10	0.62"	0.88"	0.12"	2.28"							
YA25LNT38				#10	0.62"	0.88"	0.12"	2.18"							
YA26LNT10	1	2/0 AWG	70	#10	0.62"	0.94"	0.13"	2.62"	Y81KFTMBH (1) PAT81KFT-18V (1)	W26VT (2)	X26RT (2)	U26RT (1)	Black	13	1"
YA26LNT14				#10	0.48"	0.94"	0.12"	2.02"							
YA26LNT516				#10	0.62"	0.94"	0.13"	2.62"							
YA26LNT38				#10	0.72"	0.94"	0.12"	2.48"							

* Use PUADP-1 adapter with U dies in Y46 HYPRESS™
 ** The MM² conductor size listed is for Class 2 and Class 5 conductor
 *** The MM² conductor sizes listed are the recommendations for Class 2 conductor
 **** Y644HSXT is not recommended for standard barrel length #6 AWG HYLUG™
 ▲ See tooling section of this catalog for complete tool and die listings. Use ONLY color-coded die recommendations for FX connectors. For nest/indenter system contact factory
 ♦ For applications greater than 2000 Volts consult cable manufacturer for voltage stress relief instructions
 Note: All dimensions shown are for reference only.

Blue highlighted items are industry standard and most frequently ordered.

ONE HOLE HYLUG™ CODE CONDUCTOR STANDARD BARREL NARROW TONGUE (Continued)



C-26

45° and 90° angles available. Please contact Customer Service to order: 1-800-346-4175



Catalog Number	Fig #	Conductor		Stud Hole Size	Tongue Width	Figure Dimensions			**** Dieless	▲ Installation Tooling (# of crimps)					Wire Strip Length	
		AWG	MM ²			(B)	(T)	(L)		Mechanical		Hydraulic		Color Code		Die Index
										MD6, OUR840, MD7-34R	BCT500HS, Y500CTHS	Y35, Y39 Y750, Y46* PAT750				
YA27LNT14	1	3/0 AWG	—	1/4"	0.76"	1.00"	0.13"	2.10"	MY29-3 (1) MY29-11 (1) MRC840 (2) Y644HSXT (1) Y81KFT (2) Y81KFTMBH (2) PAT81KFT-18V (2)	W27VT (2)	X27RT (3)	U27RT (1)	Orange	14	1-1/16"	
YA27LNT516				5/16"	0.60"	1.00"	0.12"	2.17"								
YA27LNT38				3/8"	0.76"	1.00"	0.12"	2.73"								
YA28LNT14	1	4/0 AWG	—	1/4"	0.76"	0.88"	0.14"	2.60"	MY29-3 (1) MY29-11 (1) MRC840 (2) Y644HSXT (1) Y81KFT (2) Y81KFTMBH (2) PAT81KFT-18V (2)	W28VT (2)	X28RT (3)	U28RT (1)	Purple	15	1-1/8"	
YA28LNT516				5/16"	0.70"	0.88"	0.14"	2.09"								
YA28LNT38				3/8"	0.76"	0.88"	0.14"	2.67"								
YA29LNT516	1	250 kcmil	—	5/16"	0.76"	1.06"	0.16"	2.49"	MY29-3 (1) MY29-11 (1) MRC840 (2) Y644HSXT (1) Y81KFT (2) Y81KFTMBH (2) PAT81KFT-18V (2)	W29VT (2)	X29RT (4)	U29RT (1)	Yellow	16	1-1/8"	
YA29LNT38				3/8"	0.76"	1.06"	0.16"	2.96"								
YA29LNT38				3/8"	0.96"	1.06"	0.16"	2.96"								
YA30LNT14	1	300 kcmil	150	1/4"	0.83"	1.03"	0.16"	2.26"	MY29-3 (1) MY29-11 (1) MRC840 (2) Y644HSXT (1) Y81KFT (2) Y81KFTMBH (2) PAT81KFT-18V (2)	W30VT (4)	—	U30RT (2)	White	17	1-1/8"	
YA30LNT38				3/8"	0.96"	1.03"	0.16"	2.97"								
YA31LNT38	1	350 kcmil	185	3/8"	0.96"	1.06"	0.18"	3.31"	MY29-3 (1) MY29-11 (1) MRC840 (2) Y644HSXT (1) Y81KFT (2) Y81KFTMBH (2) PAT81KFT-18V (2)	W31VT (4)	—	U31RT (2)	Red	18	1-1/8"	
YA31LNT12				1/2"	0.88"	1.06"	0.18"	2.75"							1-3/16"	
YA32LNT38	1	400 kcmil	—	3/8"	0.96"	1.19"	0.20"	3.21"	MY29-3 (1) MY29-11 (1) MRC840 (2) Y644HSXT (1) Y81KFT (2) Y81KFTMBH (2) PAT81KFT-18V (2)	W32VT (4)	—	U32RT (2)	Blue	19	1-1/4"	
YA32LNT12				1/2"	0.96"	1.19"	0.19"	3.21"							1-1/4"	
YA34LNT38	1	500 kcmil	240	3/8"	0.96"	1.27"	0.23"	3.65"	MY29-3 (1) MY29-11 (1) MRC840 (2) Y644HSXT (1) Y81KFT (2) Y81KFTMBH (2) PAT81KFT-18V (2)	W34VT (4)	—	U34RT (2)	Brown	20	1-7/16"	
YA34LNT12				1/2"	0.96"	1.27"	0.23"	3.65"							1-7/16"	
YA36LNT38	1	600 kcmil	300	3/8"	1.12"	1.38"	0.27"	4.09"	MY29-3 (1) MY29-11 (1) MRC840 (2) Y644HSXT (1) Y81KFT (2) Y81KFTMBH (2) PAT81KFT-18V (2)	—	—	U36RT (2)	Green	22	1-3/4"	
YA36LNT12				1/2"	1.00"	1.38"	0.27"	3.29"							1-3/4"	
YA39LNT38	1	750 kcmil	—	3/8"	1.12"	1.42"	0.27"	4.24"	MY29-3 (1) MY29-11 (1) MRC840 (2) Y644HSXT (1) Y81KFT (2) Y81KFTMBH (2) PAT81KFT-18V (2)	—	—	U39RT (2)	Black	24	1-15/16"	
YA39LNT12				1/2"	1.12"	1.42"	0.27"	4.24"								
YA39LNT58				5/8"	1.30"	1.42"	0.27"	3.67"								

* Use PUADP-1 adapter with U dies in Y46 HYPRESS™
 ** The MM² conductor size listed is for Class 2 and Class 5 conductor
 *** The MM² conductor sizes listed are the recommendations for Class 2 conductor

**** Y644HSXT is not recommended for standard barrel length #6 AWG HYLUG™
 ▲ See tooling section of this catalog for complete tool and die listings. Use ONLY color-coded die recommendations for FX connectors. For nest/indenter system contact factory

◆ For applications greater than 2000 Volts consult cable manufacturer for voltage stress relief instructions
Note: All dimensions shown are for reference only.

Blue highlighted items are industry standard and most frequently ordered.

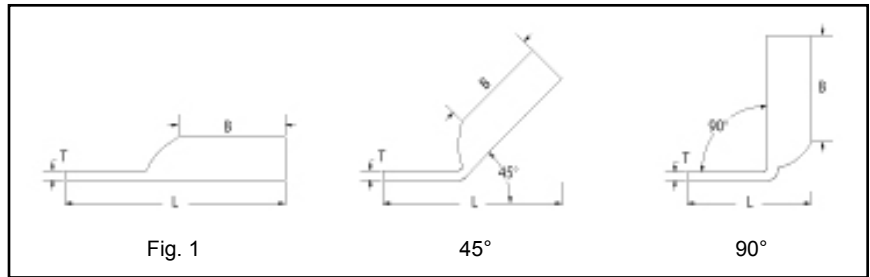
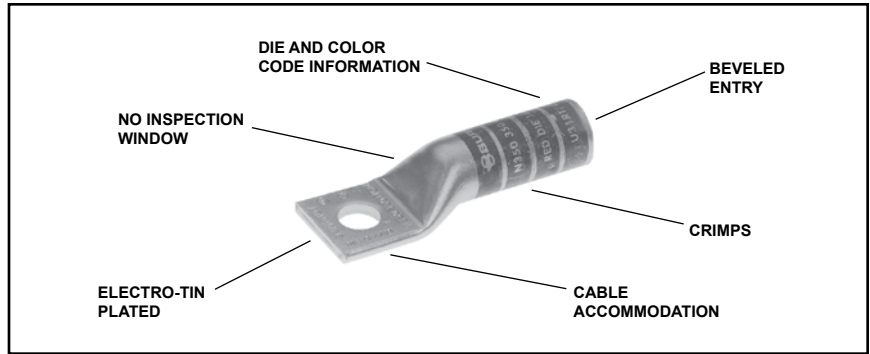
**ONE HOLE HYLUG™
CODE CONDUCTOR
LONG BARREL**

TYPES YA, YA-TC

**UNINSULATED COPPER
COMPRESSION TERMINAL**

UL Listed 90° C,
600 Volts to 35kV ◆

45° and 90° angles are available.
Please contact Customer Service to
order: 1-800-346-4175



C-27

Catalog Number	Fig #	Conductor		Stud Hole Size	Tongue Width	Figure Dimensions			Dieless (# of crimps)	Installation Tooling			Color Code	Die Index	Wire Strip Length
		AWG	*** MM²			(B)	(T)	(L)		Mechanical	Hydraulic				
											MD6, OUR840, MD7-34R	BCT500HS, Y500CTHS			
YA8CTC10	1	#8 AWG #8 Weld 37/24 #6 Sol #8 Sol	† 10	#10	0.41"	0.81"	0.08"	1.57"	MRC840 (2) MY29-3 (2) MY29-11 (2) Y8MBR-1 (1) Y1MRTC (2) Y81KFT (1)	W8CVT (2) W8CRT (2) X8CRT (2)	W8CVT (2) W8CRT (2) X8CRT (2)	U8CRT (2)	Red	49	7/8"
YA8CTC14				1/4"	0.44"	0.81"	0.08"	1.69"	Y81KFTMBH (1) PAT81KFT-18V (1)						
YA8CTC38				3/8"	0.58"	0.81"	0.06"	1.88"							
YA6CTC8	1	#6 AWG	—	#8	0.42"	1.12"	0.09"	1.83"	Y1MRTC (2) MRC840 (2) MY29-3 (2) MY29-11 (2) Y644HSXT (1) Y81KFT (1) Y81KFTMBH (1) PAT81KFT-18V (1)	W5CVT (2) W5CRT (2) X5CRT (2) X8CART (2)	W5CVT (2) W5CRT (2) X5CRT (2) X8CART (2)	U5CRT (2) U8CABT (2)	Blue	7 or 374	1-3/16"
YA6CTC10				#10	0.42"	1.12"	0.09"	1.89"							
YA6C				1/4"	0.41"	1.12"	0.09"	1.81"							
YA6CN				1/2"	0.83"	1.12"	0.12"	2.64"							
YA6CTC516				5/16"	0.52"	1.12"	0.07"	2.08"							
YA6CTC38				3/8"	0.58"	1.12"	0.06"	2.21"							
YA5C	1	#5 AWG	—	1/4"	0.44"	1.12"	0.07"	1.98"	W5CVT (2) W5CRT (2) X5CRT (2)	W5CVT (2) W5CRT (2) X5CRT (2)	U5CRT (2)	Blue	7 or 374	1-3/16"	
YA5CN				1/2"	0.83"	1.12"	0.12"	2.67"							
YA4CTC10	1	#4 AWG	—	#10	0.50"	1.12"	0.09"	1.94"	W4CVT (2) W4CRT (2) X4CRT (2)	W4CVT (2) W4CRT (2) X4CRT (2)	U4CRT (2) U6CABT (2)	Gray	8 or 346	1-3/16"	
YA4C				1/4"	0.50"	1.12"	0.09"	1.87"							

* Use PUADP-1 adapter with U dies in Y46 HYPRESS™ † The MM² conductor size listed is for Class 2 and Class 5 conductor
 ** P-RT die sets for use in Y46 HYPRESS™ only, PUADP-1 adapter not required ▲ See tooling section of this catalog for complete tool and die listings. Use ONLY color coded die recommendations for -FX connectors. For nest/indenter system contact factory
 *** The MM² conductor sizes listed are the recommendations for Class 2 conductor • Available undrilled. Add suffix U to catalog number (example: YA25U)
 ◆ For applications greater than 2000 Volts consult cable manufacturer for voltage stress relief instructions
 Note: All dimensions shown are for reference only

Blue highlighted items are industry standard and most frequently ordered.

Compression Connections

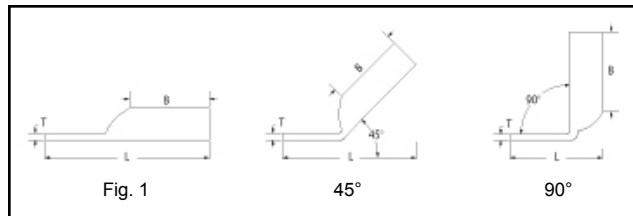
BURNDY®

Copper Compression — Code — Long Barrel — No Inspection Window

ONE HOLE HYLUG™ CODE CONDUCTOR LONG BARREL (Continued)

C-28

UL Listed 90° C,
600 Volts to 35kV ♦



45° and 90° angles are available. Please contact Customer Service to order:
1-800-346-4175



Catalog Number	Fig #	Conductor		Stud Hole Size	Tongue Width	Figure Dimensions			Dieless (# of crimps)	Installation Tooling				Wire Strip Length		
		AWG	MM²			(B)	(T)	(L)		Mechanical		Hydraulic			Color Code	Die Index
										MD6, OUR840, MD7-34R	BCT500HS, Y500CTHS	Y35, Y39 Y750, Y46* PAT750				
YA4CTC38	1	#4 AWG	—	3/8"	0.58"	1.12"	0.08"	2.25"	MRC840 (2) MY29-3 (2) MY29-11 (2) Y644HSXT (1) Y1MRTC (4) Y81KFT (1) Y81KFTMBH (1) PAT81KFT-18V (1)	W4CVT (2) W4CRT (2) X4CRT (2)	W4CVT (2) W4CRT (2) X4CRT (2)	U4CRT (2) U6CABT (2)	Gray	8 or 346	1-3/16"	
YA4CN				1/2"	0.83"	1.12"	0.12"	2.69"								
YA3CTC14	1	#3 AWG #2 Solid	25	1/4"	0.55"	1.25"	0.09"	2.23"	Y1MRTC (4) MRC840 (2) MY29-3 (2) MY29-11 (2) Y644HSXT (1) Y81KFT (2) Y81KFTMBH (2)	W3CRT (2)	W3CRT (2)	U3CRT (2)	White	9	1-5/16"	
YA3C				5/16"	0.55"	1.25"	0.09"	2.30"								
YA3CTC38				3/8"	0.58"	1.25"	0.08"	2.42"								
YA3CN				1/2"	0.83"	1.25"	0.12"	2.86"								
YA2CTC10	1	#2 AWG	35	#10	0.60"	1.25"	0.11"	2.10"	Y644HSXT (1) Y81KFT (2) Y81KFTMBH (2)	W2CVT (2) W2CRT (2) X2CRT (2)	W2CVT (2) W2CRT (2) X2CRT (2)	U2CRT (2)	Brown	10	1-5/16"	
YA2CTC14				1/4"	0.60"	1.25"	0.11"	2.23"								
YA2C				5/16"	0.60"	1.25"	0.11"	2.29"								
YA2CTC38				3/8"	0.60"	1.25"	0.11"	2.41"								
YA2CN				1/2"	0.83"	1.25"	0.12"	2.88"								
YA1CTC10	1	#1 AWG	50	#10	0.68"	1.38"	0.10"	2.27"	PAT81KFT-18V (2) Y1MR (4) MRC840 (2) MY29-3 (2) MY29-11 (2) Y644HSXT (1) Y81KFT (2) Y81KFTMBH (2)	W1CVT (2) W1CRT-1 (2) X1CRT-1 (2)	W1CVT (2) W1CRT-1 (2) X1CRT-1 (2)	U1CRT-1 (2) U4CABT (2)	Green	11	1-7/16"	
YA1CTC14				—	1/4	0.68	1.38	0.10								2.39
YA1C				50	5/16"	0.68"	1.38"	0.10"								2.45"
YA1CTC38				—	3/8	0.68	1.38	0.10								2.58
YA1CN							1/2"	0.83"								1.38"
YA25TC10	1	1/0 AWG	—	#10	0.75"	1.38"	0.12"	2.30"	MRC840 (4) MY29-3 (2) MY29-11 (2) Y644HSXT (1) Y81KFT (2) Y81KFTMBH (2) PAT81KFT-18V (2)	W25VT (4) W25RT (4) X25RT (4)	W25VT (4) W25RT (4) X25RT (4)	U25RT (2) U2CABT (2)	Pink	12	1-7/16"	
YA25				5/16"	0.75"	1.38"	0.13"	2.48"								
YA25TC38				3/8"	0.75"	1.38"	0.12"	2.61"								
YA25N				1/2"	0.83"	1.38"	0.11"	3.05"								

* Use PUADP-1 adapter with U dies in Y46 HYPRESS™
 ** P-RT die sets for use in Y46 HYPRESS™ only, PUADP-1 adapter not required
 *** The MM² conductor sizes listed are the recommendations for Class 2 conductor

▲ See tooling section of this catalog for complete tool and die listings. Use ONLY color coded die recommendations for -FX connectors. For nest/indentor system contact factory

• Available undrilled. Add suffix U to catalog number (example: YA25U)
 ♦ For applications greater than 2000 Volts consult cable manufacturer for voltage stress relief instructions
 Note: All dimensions shown are for reference only

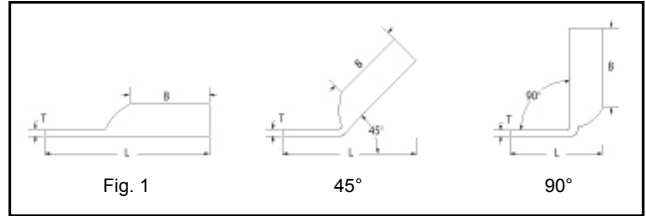
Blue highlighted items are industry standard and most frequently ordered.

US: 1-800-346-4175

www.burndy.com

Canada: 1-800-387-6487

**ONE HOLE HYLUG™
CODE CONDUCTOR
LONG BARREL
(Continued)**



UL Listed 90° C,
600 Volts to 35kV ♦

45° and 90° angles are available. Please
contact Customer Service to order:
1-800-346-4175



C-29

Catalog Number	Fig #	Conductor		Stud Hole Size	Tongue Width	Figure Dimensions			Dieless (# of crimps)	Installation Tooling				Wire Strip Length	
		AWG	*** MM ²			(B)	(T)	(L)		Mechanical	Hydraulic		Color Code		Die Index
											MD6, OUR840, MD7-34R	BCT500HS, Y500CTHS			
YA26TC14	1	2/0 AWG	70	1/4"	0.83	1.50	0.12	2.58	MRC840 (4) MY29-3 (2) MY29-11 (2) Y644HSXT (1) Y81KFT (2) Y81KFTMBH (2) PAT81KFT-18V (2)	W26VT (4) W26RT (4) X26RT (4)	W26VT (4) W26RT (4) X26RT (4)	U26RT (2)	Black	13	1-9/16"
YA26TC516				5/16"	0.83	1.50	0.12	2.65							
YA26				3/8"	0.83"	1.50"	0.12"	2.77"							
YA26N				1/2"	0.83"	1.50"	0.12"	3.21"							
YA27	1	3/0 AWG	—	1/2"	0.91"	1.50"	0.13"	3.06"	W27VT (4) W27RT (4) X27RT (6)	W27VT (4) W27RT (4) X27RT (6)	U27RT (2)	Orange	14	1-9/16"	
YA28TC38	1	4/0 AWG	—	3/8"	1.02"	1.62"	0.14"	2.98"							
YA28				1/2"	1.02"	1.62"	0.14"	3.23"							
YA29	1	250 kcmil	—	1/2"	1.11"	1.62"	0.16"	3.26"	W29VT (4) X29RT (8)	W29VT (4) W29RT (4) X29RT (8)	U29RT (2)	Yellow	16	1-11/16"	
YA30	1	300 kcmil	150	1/2"	1.20"	2.00"	0.16"	3.69"							
YA30N				1/2	1.20	2.00	0.16"	3.88							
YA31				1	350 kcmil	185	1/2"	1.29"	2.00"	0.18"	3.73"	W31VT (4)	W31VT (4) W31RT (4)	U31RT (4) U29ART (4)	Red
YA32N	1	400 kcmil	—	1/2"	1.40"	2.12"	0.19"	4.09"							
YA32				5/8"	1.40"	2.12"	0.19"	4.15"							
YA33N	1	450 kcmil	—	1/2"	1.48"	2.13"	0.21"	4.17"	W33VT (4)	W33VT (4) W33RT (4)	U33RT (4)	Gray	326 or 538	2-5/16"	
YA33				5/8"	1.48"	2.13"	0.21"	4.24"							
YA34N	1	500 kcmil	240	1/2"	1.55"	2.25"	0.23"	4.32"	W34VT (4)	W34VT (4) W34RT (4)	U34RT (4) U31ART (2)	Brown	20 or 299	2-5/16"	
YA34				5/8"	1.55"	2.25"	0.23"	4.39"							
YA35N	1	550 kcmil	—	1/2"	1.65"	2.63"	0.25"	4.73"	—	—	U35RT (4)	Yellow	21	2-11/16"	
YA35				5/8"	1.65"	2.63"	0.25"	4.79"							
YA36N	1	600 kcmil	300	1/2"	1.74"	2.69"	0.27"	4.83"	—	—	U36RT (4) U32ART (4)	Green	22 or 472	2-3/4"	
YA36				5/8"	1.74"	2.69"	0.27"	4.90"							

* Use PUADP-1 adapter with U dies in Y46 HYPRESS™
 ** P-RT die sets for use in Y46 HYPRESS™ only, PUADP-1 adapter not required
 *** The MM² conductor sizes listed are the recommendations for Class 2 conductor
 ▲ See tooling section of this catalog for complete tool and die listings. Use ONLY color coded die recommendations for -FX connectors. For nest/indenter system contact factory
 • Available undrilled. Add suffix U to catalog number (example: YA25U)
 ♦ For applications greater than 2000 Volts consult cable manufacturer for voltage stress relief instructions
 Note: All dimensions shown are for reference only

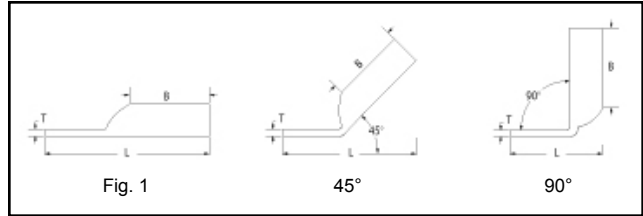
Blue highlighted items are industry standard and most frequently ordered.

Compression Connections

BURNDY®

Copper Compression — Code — Long Barrel — No Inspection Window

ONE HOLE HYLUG™ CODE CONDUCTOR LONG BARREL (Continued)



45° and 90° angles are available.
Please contact Customer Service to order:
1-800-346-4175



C-30

UL Listed 90° C,
600 Volts to 35kV ◆

Catalog Number	Fig #	Conductor		Stud Hole Size	Tongue Width	Figure Dimensions			Installation Tooling																											
		AWG	*** MM ²			(B)	(T)	(L)	Dieless (# of crimps)	Mechanical		Hydraulic		Color Code	Die Index	Wire Strip Length																				
										MD6, OUR840, MD7-34R	BCT500HS, Y500CTHS	Y35, Y39 Y750, Y46* PAT750																								
YA37N	1	650 kcmil	—	1/2"	1.80"	2.81"	0.27"	4.98"	Y644HSXT (1) Y81KFT (4) Y81KFTMBH (4) PAT81KFT-18V (4)	—	—	U37RT (4)	Orange	23	2-7/8"																					
YA37				5/8"	1.80"	2.81"	0.27"	5.05"																												
YA38N	1	700 kcmil	—	1/2"	1.84"	2.81"	0.27"	5.01"								Y644HSXT (1) Y81KFT (4) Y81KFTMBH (4) PAT81KFT-18V (4)	—	—	U38RT (4)	Pink	400	2-7/8"														
YA38				5/8"	1.84"	2.81"	0.27"	5.07"																												
YA39N	1	750 kcmil	—	1/2"	1.91"	2.88"	0.27"	5.11"															Y644HSXT (1) Y81KFT (4) Y81KFTMBH (4) PAT81KFT-18V (4)	—	—	U39RT (4) P39RT (4)**	Black	24	2-15/16"							
YA39				5/8"	1.91"	2.88"	0.27"	5.17"																												
YA40	1	800 kcmil	400	5/8"	1.98"	2.94"	0.30"	5.25"																						Y644HSXT (1) Y81KFT (4) Y81KFTMBH (4) PAT81KFT-18V (4)	—	—	P40RT (4)**	Orange	25	3"
YA41N	1	850 kcmil	—	1/2"	2.01"	2.94"	0.31"	5.20"																												
YA41				5/8"	2.01"	2.94"	0.31"	5.26"																												
YA44N	1	1000 kcmil	500	1/2"	2.19"	3.00"	0.33"	5.38"																												
YA44				5/8"	2.19"	3.00"	0.33"	5.45"																												
YA45	1	1250 kcmil	—	3/4"	2.46"	3.19"	0.38"	5.93"	Y644HSXT (1) Y81KFT (4) Y81KFTMBH (4) PAT81KFT-18V (4)	—	—	P45RT (6)**	Yellow	29	3-1/4"																					
YA46N	1	1500 kcmil	—	1/2"	2.69"	3.19"	0.40"	5.79"																												
YA46				3/4"	2.69"	3.19"	0.40"	6.04"																												
YA47N	1	1750 kcmil	—	1/2"	2.90"	3.44"	0.42"	6.13"								Y644HSXT (1) Y81KFT (4) Y81KFTMBH (4) PAT81KFT-18V (4)	—	—	—	Gray	33	3-1/2"														
YA47				3/4"	2.90"	3.44"	0.42"	6.38"																												
YA48N	1	2000 kcmil	—	1/2"	3.10"	3.44"	0.46"	6.22"																												
YA48				3/4"	3.10"	3.44"	0.46"	6.47"																												

* Use PUADP-1 adapter with U dies in Y46 HYPRESS™
 ** P-RT die sets for use in Y46 HYPRESS™ only, PUADP-1 adapter not required
 *** The MM² conductor sizes listed are the recommendations for Class 2 conductor

▲ See tooling section of this catalog for complete tool and die listings. Use ONLY color coded die recommendations for -FX connectors. For nest/indenter system contact factory

• Available undrilled. Add suffix U to catalog number (example: YA25U)
 ◆ For applications greater than 2000 Volts consult cable manufacturer for voltage stress relief instructions
 Note: All dimensions shown are for reference only

Blue highlighted items are industry standard and most frequently ordered.

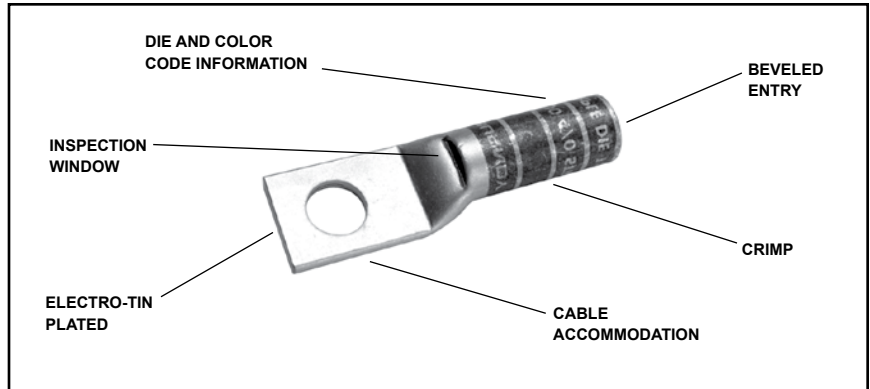
**ONE HOLE HYLUG™
CODE CONDUCTOR
LONG BARREL WITH
INSPECTION WINDOW**

TYPE YAZ

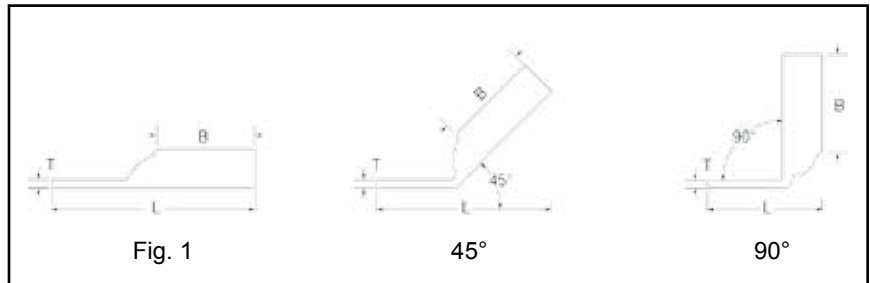
**UNINSULATED COPPER
COMPRESSION TERMINAL**

UL Listed 90° C,
600 Volts to 35 kV ♦

45° and 90° angles are available.
Please contact Customer Service to order:
1-800-346-4175



C-31



Catalog Number	Fig #	Conductor		Stud Hole Size	Tongue Width	Figure Dimensions			Dieless (# of crimps)	▲ Installation Tooling					Wire Strip Length	
		AWG	MM²			(B)	(T)	(L)		Mechanical		Hydraulic		Color Code		Die Index
										MD6, OUR840, MD7-34R	BCT500HS, Y500CTHS	Y35, Y39 Y750, Y46* PAT750				
YAZV10TC14	1	#14-10 Str #12-10 Sol	6	1/4"	0.41"	0.69"	0.05"	1.52"	Y8MRB-1 (2)	—	—	—	—	—	3/4"	
YAZ8CTC10	1	#8 AWG #8 Weld 37/24 #6 Sol #8 Sol	† 10	#10	0.41"	0.75"	0.08"	1.43"	Y1MRTC (2) MY29-3 (2) MY29-11 (2) MRC840 (2) Y644HSXT (1) Y81KFT (1) Y81KFTMBH (1) PAT81KFT-18V (1)	W8CVT (2) W8CRT (2) X8CRT (2)	W8CVT (2) W8CRT (2) X8CRT (2)	U8CRT (2)	Red	49	13/16"	
YAZ8CTC14				1/4"	0.44"	0.75"	0.08"	1.56"								
YAZ8CTC38				3/8"	0.58"	0.75"	0.06"	1.75"								
YAZ6CTC14	1	#6 AWG	—	1/4"	0.45"	1.12"	0.08"	2.02"	W5CVT (2) W5CRT (2) X5CRT (2) X8CART (2)	W5CVT (2) W5CRT (2) X5CRT (2) X8CART (2)	U5CRT (2) U8CABT (2)	Blue	7 or 374	1-3/16"		
YAZ6CTC38				3/8"	0.58"	1.12"	0.06"	2.21"								
YAZ6CTC12				1/2"	0.75"	1.12"	0.12"	2.46"								
YAZ5CTC12	1	#5 AWG	—	1/2"	0.83"	1.12"	0.12"	2.48"	W5CRT (2) W5CRT (2) X5CRT (2)	W5CVT (2) X5CRT (2) W5CRT (2)	U5CRT (2)	Blue	7 or 374	1-3/16"		
YAZ4CTC14	1	#4 AWG	—	1/4"	0.50"	1.12"	0.09"	2.04"	Y1MRTC (4) MY29-3 (2) MY29-11 (2) MRC840 (2) Y644HSXT (1) Y81KFT (1) Y81KFTMBH (1) PAT81KFT-18V (1)	W4CVT (2) W4CRT (2) X4CRT (2)	W4CVT (2) W4CRT (2) X4CRT (2)	U4CRT (2) U6CABT (2)	Gray	8 or 346	1-3/16"	
YAZ4CTC38				3/8"	0.58"	1.12"	0.08"	2.22"								
YAZ4CTC12				1/2"	0.73"	1.12"	0.06"	2.50"								

* Use PUADP-1 adapter with U dies in Y46 HYPRESS™ † The MM² conductor size listed is for Class 2 and Class 5 conductor
 ** P-RT die sets for use in Y46 HYPRESS™ only, PUADP-1 adapter not required ▲ See tooling section of this catalog for complete tool and die listings
 *** The MM² conductor sizes listed are the recommendations for Class 2 conductor ♦ Available undrilled. Add suffix U to catalog number (example: YA25U)
 ♦ For applications greater than 2000 Volts consult cable manufacturer for voltage stress relief instructions
Note: All dimensions shown are for reference only

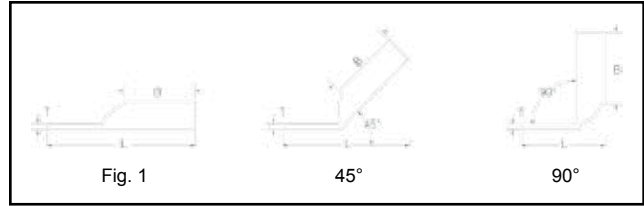
Blue highlighted items are industry standard and most frequently ordered.

Compression Connections

BURNDY®

Copper Compression — Code — Long Barrel — Inspection Window

ONE HOLE HYLUG™ CODE CONDUCTOR LONG BARREL WITH INSPECTION WINDOW (Continued)



45° and 90° angles are available.

Please contact Customer Service to order:
1-800-346-4175



C-32

UL Listed 90° C,
600 Volts to 35 kV ♦

Catalog Number	Fig #	Conductor		Stud Hole Size	Tongue Width	Figure Dimensions			Dieless (# of crimps)	▲ Installation Tooling					Wire Strip Length
		AWG	MM²			(B)	(T)	(L)		Mechanical	Hydraulic		Color Code	Die Index	
									MD6, OUR840, MD7-34R	BCT500HS, Y500CTHS	Y35, Y39 Y750, Y46* PAT750				
YAZ3CTC14	1	#3 AWG #2 Sol	25	1/4"	0.55"	1.25"	0.09"	2.19"	Y1MRTC (4) MY29-3 (2) MY29-11 (2) MRC840 (2) Y644HSXT (1) Y81KFT (2) Y81KFTMBH (2) PAT81KFT-18V (2)	W3CRT (2)	W3CRT (2)	U3CRT (2)	White	9	1-5/16"
YAZ3CTC38				3/8"	0.58"	1.25"	0.08"	2.38"							
YAZ3CTC12				1/2"	0.71"	1.25"	0.07"	2.63"							
YAZ2CTC14	1	#2 AWG	35	1/4"	0.60"	1.25"	0.11"	2.21"	W2CVT (2) W2CRT (2) X2CRT (2)	W2CVT (2) W2CRT (2) X2CRT (2)	U2CRT (2)	Brown	10	1-5/16"	
YAZ2CTC38				3/8"	0.60"	1.25"	0.11"	2.40"							
YAZ2CTC12				1/2"	0.73"	1.25"	0.09"	2.65"							
YAZ1CTC14	1	#1 AWG	50	1/4"	0.68"	1.38"	0.10"	2.37"	W1CVT (2) W1CRT-1 (2) X1CRT-1 (2)	W1CVT (2) W1CRT-1 (2) X1CRT-1 (2)	U1CRT-1 (2) U4CABT (2)	Green	11 or 375	1-7/16"	
YAZ1CTC38				3/8"	0.68"	1.38"	0.10"	2.56"							
YAZ1CTC12				1/2"	0.73"	1.38"	0.09"	2.81"							
YAZ25TC14	1	1/0 AWG	—	1/4"	0.75"	1.38"	0.12"	2.40"	W25VT (4) W25RT (4) X25RT (4)	W25VT (4) W25RT (4) X25RT (4)	U25RT (2) U2CABT (2)	Pink	12 or 348	1-7/16"	
YAZ25TC516				5/16"	0.75"	1.38"	0.12"	2.46"							
YAZ25TC38				3/8"	0.75"	1.38"	0.12"	2.59"							
YAZ25TC12				1/2"	0.75"	1.38"	0.12"	2.84"							
YAZ26TC14	1	2/0 AWG	70	1/4"	0.83"	1.50"	0.12"	2.56"	W26VT (4) W26RT (4) X26RT (4)	W26VT (4) W26RT (4) X26RT (4)	U26RT (2)	Black	13	1-9/16"	
YAZ26TC38				3/8"	0.83"	1.50"	0.12"	2.75"							
YAZ26TC12				1/2"	0.83"	1.50"	0.12"	3.00"							
YAZ27TC38	1	3/0 AWG	—	3/8"	0.90"	1.50"	0.12"	2.79"	W27VT (4) W27RT (4) X27RT (6)	W27VT (4) W27RT (4) X27RT (6)	U27RT (2)	Orange	14	1-9/16"	
YAZ27TC12				1/2"	0.90"	1.50"	0.12"	3.04"							
YAZ28TC38	1	4/0 AWG	—	3/8"	1.02"	1.62"	0.14"	2.95"	W28VT (4) W28RT (4) X28RT (6)	W28VT (4) W28RT (4) X28RT (6)	U28RT (2)	Purple	15	1-11/16"	
YAZ28TC12				1/2"	1.02"	1.62"	0.14"	3.20"							
YAZ29TC38	1	250 kcmil	—	3/8"	1.10"	1.62"	0.16"	2.98"	W29VT (4) X29RT (8)	W29VT (4) W29RT (4) X29RT (6)	U29RT (2)	Yellow	16	1-11/16"	
YAZ29TC12				1/2"	1.10"	1.62"	0.16"	3.23"							
YAZ30TC38	1	300 kcmil	150	3/8"	1.20"	2.00"	0.16"	3.41"	W30VT (4)	W30VT (4) W30RT (4)	U30RT U28ART (4)	White	17 or 298	2-1/16"	
YAZ30TC12				1/2"	1.20"	2.00"	0.16"	3.66"							
YAZ31TC38	1	350 kcmil	185	3/8"	1.29"	2.00"	0.18"	3.44"	W31VT (4)	W31VT (4) W31RT (4)	U31RT U29ART (4)	Red	18 or 324	2-1/16"	
YAZ31TC12				1/2"	1.29"	2.00"	0.18"	3.69"							
YAZ32TC38	1	400 kcmil	—	3/8"	1.40"	2.12"	0.19"	3.61"	W32VT (4)	W32VT (4) W32RT (4)	U32RT U30ART (4)	Blue	19 or 470	2-3/16"	
YAZ32TC12				1/2"	1.40"	2.12"	0.19"	3.86"							

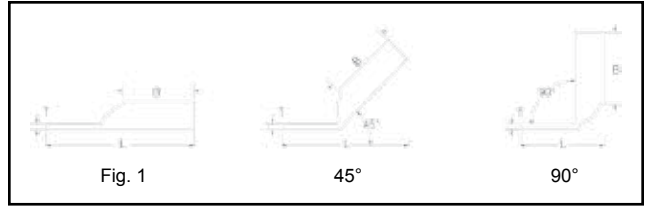
* Use PUADP-1 adapter with U dies in Y46 HYPRESS™
 ** P-RT die sets for use in Y46 HYPRESS™ only, PUADP-1 adapter not required
 *** The MM² conductor sizes listed are the recommendations for Class 2 conductor

▲ See tooling section of this catalog for complete tool and die listings
 • Available undrilled. Add suffix U to catalog number (example: YA25U)

♦ For applications greater than 2000 Volts consult cable manufacturer for voltage stress relief instructions
 Note: All dimensions shown are for reference only

Blue highlighted items are industry standard and most frequently ordered.

**ONE HOLE HYLUG™
CODE CONDUCTOR
LONG BARREL WITH
INSPECTION WINDOW
(Continued)**



C-33

UL Listed 90° C,
600 Volts to 35 kV ♦

45° and 90° angles are available.
Please contact Customer Service to order:
1-800-346-4175



Catalog Number	Fig #	Conductor		Stud Hole Size	Tongue Width	Figure Dimensions			Dieless (# of crimps)	▲ Installation Tooling					Wire Strip Length							
		AWG	*** MM²			(B)	(T)	(L)		Mechanical MD6, OUR840, MD7-34R	Hydraulic		Color Code	Die Index								
											BCT500HS, Y500CTHS	Y35, Y39 Y750, Y46* PAT750										
YAZ33TC12	1	450 kcmil	—	1/2"	1.48"	2.12"	0.21"	3.95"	Y644HSXT (1) Y81KFT (4) Y81KFTMBH (4) PAT81KFT-18V (4)	W33VT (4)	W33VT (4) W33RT (4)	W33RT (4)	Gray	326 or 538	2-5/16"							
YAZ34TC38	1	500 kcmil	240	3/8"	1.55"	2.25"	0.23"	3.84"		W34VT (4)	W34VT (4) W34RT (4)	U34RT (4) U31ART (2)	Brown	20 or 299	2-5/16"							
YAZ34TC12				1/2"	1.55"	2.25"	0.23"	4.10"		—	—	U35RT (4)	Yellow	21	2-11/16"							
YAZ35TC12	1	550 kcmil	—	1/2"	1.65"	2.62"	0.25"	4.50"		—	—	U35RT (4)	Yellow	21	2-11/16"							
YAZ36TC38	1	600 kcmil	300	3/8"	1.74"	2.69"	0.26"	4.54"	Y644HSXT (1) Y81KFT (4) Y81KFTMBH (4) PAT81KFT-18V (4)	—	—	U36RT (4) U32ART (4)	Green	22 or 472	2-3/4"							
YAZ36TC12				1/2"	1.74"	2.69"	0.26"	4.60"				U37RT (4)	Orange	23	2-7/8"							
YAZ37TC12	1	650 kcmil	—	1/2"	1.80"	2.81"	0.27"	4.75"				U38RT (4)	Pink	400	2-7/8"							
YAZ38TC12	1	700 kcmil	—	1/2"	1.84"	2.81"	0.27"	4.77"				U39RT (4) P39RT (4)**	Black	24	2-15/16"							
YAZ39TC38	1	750 kcmil	—	3/8"	1.91"	2.88"	0.27"	4.81"				Y644HSXT (1) Y81KFT (4) Y81KFTMBH (4) PAT81KFT-18V (4)	—	—	P40RT (4)**	Orange	25	3"				
YAZ39NT12				1/2"	1.63"	2.88"	0.27"	4.87"								—	Gold	26	3"			
YAZ39TC12				1/2"	1.91"	2.88"	0.27"	4.87"								P44RT (4)**	White	27	3-1/16"			
YAZ40TC12	1	800 kcmil	400	1/2"	1.98"	2.94"	0.30"	4.94"				—	—	P45RT (6)**	Yellow	29	3-1/4"					
YAZ41TC12	1	850 kcmil	—	1/2"	2.01"	2.94"	0.31"	4.96"							—	Orange		30				
YAZ44TC38	1	1000 kcmil	500	3/8"	2.19"	3.00"	0.33"	5.08"							P46RT (6)**	Green	31	3-1/2"				
YAZ44TC12				1/2"	2.19"	3.00"	0.33"	5.14"	—	Gray	33											
YAZ45TC12	1	1250 kcmil	—	1/2"	2.46"	3.19"	0.38"	5.43"	—	—	P46RT (6)**				Brown	34						
YAZ453TC12	1	1300 kcmil	—	1/2"	2.53"	3.19"	0.39"	5.46"							—	—	P46RT (6)**	Gray	33			
YAZ46TC12	1	1500 kcmil	—	1/2"	2.69"	3.19"	0.40"	5.53"										—	—	P46RT (6)**	Brown	34
YAZ47TC12	1	1750 kcmil	—	1/2"	2.90"	3.44"	0.42"	5.87"													—	—
YAZ48TC12	1	2000 kcmil	—	1/2"	3.10"	3.44"	0.46"	5.95"	—	—	P46RT (6)**											

* Use PUADP-1 adapter with U dies in Y46 HYPRESS™
 ** P-RT die sets for use in Y46 HYPRESS™ only, PUADP-1 adapter not required
 *** The MM² conductor sizes listed are the recommendations for Class 2 conductor

▲ See tooling section of this catalog for complete tool and die listings
 • Available undrilled. Add suffix U to catalog number (example: YA25U)

♦ For applications greater than 2000 Volts consult cable manufacturer for voltage stress relief instructions
 Note: All dimensions shown are for reference only

Blue highlighted items are industry standard and most frequently ordered.

TWO HOLE HYLUG™ CODE CONDUCTOR STANDARD BARREL

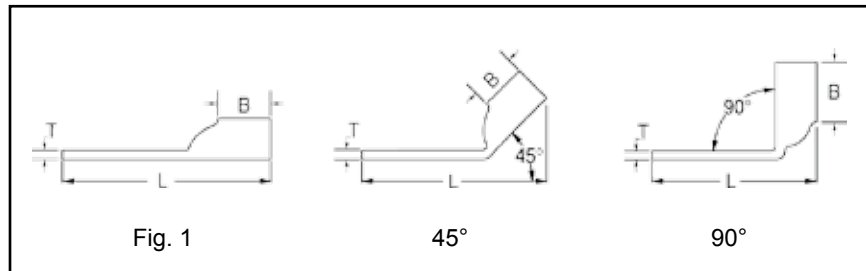

C-34

TYPES YAV-2TC, YA-L2L, YA-2LN, AND YA-L-2TC

COPPER COMPRESSION TERMINAL

UL Listed 90° C,
600 Volts to 35 kV ♦

45° and 90° angles are available.
Please contact Customer Service to order.
1-800-346-4175



Catalog Number	Fig #	Conductor		Stud Hole Size	Stud Hole Spacing	Tongue Width	Figure Dimensions			Dieless (# of crimps)	▲ Installation Tooling				Wire Strip Length		
		AWG	MM ²				(B)	(T)	(L)		Mechanical		Hydraulic			Color Code	Die Index
											MD6, OUR840, MD7-34R	BCT500HS, Y500CTHS	Y35, Y39, Y750, Y46* PAT750				
YAV10-2TC10	1	#14-10 Str. #12-10 Sol.	6	#10	5/8"	0.36"	0.38"	0.06"	1.72"	Y8MRB-1 (1)	—	—	—	—	—	7/16"	
YAV10-2TC14				1/4"	5/8"	0.41"	0.38"	0.05"	1.84"								
YAV10-2TC14E2				1/4"	3/4"	0.41"	0.38"	0.05"	1.97"								
YAV10-2TC14E1				1/4"	1"	0.41"	0.38"	0.05"	2.22"								
YAV10-2TC38				3/8"	1"	0.56"	0.38"	0.04"	2.40"								
YA8C-L2TC10	1	#8 AWG #8 Weld 37/24 #6 Sol. #8 Sol.	† 10	#10	5/8"	0.41"	0.44"	0.08"	1.83"	Y1MRTC (1) Y8MRB-1 (1) MY29-3 (1) MY29-11 (1) MRC840 (1) Y81KFT (1) Y81KFTMBH (1) PAT81KFT-18V (1)	W8CVT (1) W8CRT (1) X8CRT (1)	W8CVT (1) W8CRT (1) X8CRT (1)	U8CRT (1)	Red	49	1/2"	
YA8CL-2TC10E2				#10	3/4"	0.41"	0.44"	0.08"	1.95"								
YA8C-L2TC14				1/4"	5/8"	0.44"	0.44"	0.08"	1.95"								
YA8C-L2TC14E2				1/4"	3/4"	0.44"	0.44"	0.08"	2.08"								
YA8C-L2TC14E1				1/4"	1"	0.44"	0.44"	0.08"	2.33"								
YA8C-L2TC38				3/8"	1"	0.58"	0.44"	0.06"	2.52"								
YA8C-2LN				1/2"	1-3/4"	0.83"	0.44"	0.12"	3.75"								
YA6C-2L51				1	#6 AWG	—	#10	1/2"	0.42"								0.54"
YA6CL-2TC10	#10	5/8"	0.42"				0.54"	0.09"	1.94"								
YA6C-2L52	1/4"	1/2"	0.45"				0.54"	0.08"	1.88"								
YA6CL-2TC14E	1/4"	1/2"	0.45"				0.54"	0.08"	1.94"								
YA6C-2L	1/4"	5/8"	0.45"				0.54"	0.08"	2.01"								
YA6CL-2TC14	1/4"	5/8"	0.45"				0.54"	0.08"	2.07"								
YA6CL-2TC14E2	1/4"	3/4"	0.45"				0.54"	0.08"	2.19"								
YA6CL-2TC14E1	1/4"	1"	0.45"				0.54"	0.08"	2.44"								

-- Color code not assigned

* Use PUADP-1 adapter with U dies in Y46 HYPRESS™

** P-RT die sets for use in Y46 HYPRESS™ only, PUADP-1 adapter not required

*** The MM² conductor sizes listed are the recommendations for Class 2 conductor

† The MM² conductor size referenced here is for both Class 2 and Class 5

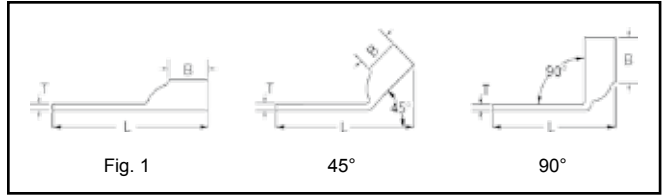
▲ See tooling section of this catalog for complete tool and die listings

♦ For applications greater than 2000 volts consult cable manufacturer for voltage stress relief instructions

Note: All dimensions shown are for reference only

Blue highlighted items are industry standard and most frequently ordered.

**TWO HOLE HYLUG™ CODE
CONDUCTOR STANDARD
BARREL**
(Continued)



UL Listed 90° C,
600 Volts to 35 kV ♦

45° and 90° angles are available.
Please contact Customer Service to order.
1-800-346-4175



C-35

Catalog Number	Fig #	Conductor		Stud Hole Size	Stud Hole Spacing	Tongue Width	Figure Dimensions			Dieless (# of crimps)	▲ Installation Tooling				Wire Strip Length		
		AWG	MM²				(B)	(T)	(L)		Mechanical		Hydraulic			Color Code	Die Index
											MD6, OUR840, MD7-34R	BCT500HS, Y500CTHS	Y35, Y39, Y750, Y46* PAT750				
YA6CL-2TC516E2	1	#6 AWG	—	5/16"	3/4"	0.52"	0.54"	0.07"	2.53"	Y1MRTC (1) MY29-3 (1) MY29-11 (1) MRC840 (1) Y81KFT (1) Y81KFTMBH (1) PAT81KFT-18V (1)	W5CVT (1) W5CRT (1) X5CRT (1) X8CART (1)	W5CVT (1) W5CRT (1) X5CRT (1) X8CART (1)	U5CRT (1) U8CABT (1)	Blue	7 or 374	5/8"	
YA6CL-2TC516				5/16"	1"	0.52"	0.54"	0.07"	2.78"								
YA6CL-2TC38				3/8"	1"	0.58"	0.54"	0.06"	2.63"								
YA6C-2LN				1/2"	1-3/4"	0.83"	0.54"	0.12"	4.10"								
YA5C-2L	1	#5 AWG	—	1/4"	5/8"	0.44"	0.81"	0.07"	2.28"	W4CVT (1) W4CRT (1) X4CRT (1)	W4CVT (1) W4CRT (1) X4CRT (1)	U4CRT (1) U6CABT (1)	Gray	8 or 346	7/8"		
YA4C-2L	1	#4 AWG	—	1/4"	5/8"	0.50"	0.81"	0.09"	2.30"								
YA4CL-2TC14				1/4"	5/8"	0.50"	0.81"	0.09"	2.36"								
YA4CL-2TC14E2				1/4"	3/4"	0.50"	0.81"	0.09"	2.49"								
YA4CL-2TC14E1				1/4"	1"	0.50"	0.81"	0.09"	2.74"								
YA4CL-2TC516				5/16"	1"	0.52"	0.81"	0.09"	2.80"								
YA4CL-2TC38				3/8"	1"	0.58"	0.81"	0.08"	2.96"								
YA4C-2LN				1/2"	1-3/4"	0.83"	0.81"	0.12"	4.14"								
YA3CL-2TC14				1	#3 AWG #2 Sol.	25	1/4"	5/8"	0.55"							0.88"	0.09"
YA3C-2L	5/16"	5/8"	0.55"				0.88"	0.09"	2.64"								
YA3CL-2TC38	3/8"	1"	0.58"				0.88"	0.08"	3.06"								
YA2CL-2TC14	1	#2 AWG	35	1/4"	5/8"	0.60"	0.88"	0.11"	2.47"	Y1MRTC (2) MY29-3 (1) MY29-11 (1) MRC840 (1) Y644HSXT (1) Y81KFT (1) Y81KFTMBH (1) PAT81KFT-18V (1)	W2CVT (1) W2CRT (1) X2CRT (1)	W2CVT (1) W2CRT (1) X2CRT (1)	U2CRT (1)	Brown	10	15/16"	
YA2CL-2TC14E2				1/4"	3/4"	0.60"	0.88"	0.11"	2.60"								
YA2CL-2TC14E1				1/4"	1"	0.60"	0.88"	0.11"	2.85"								
YA2C-2L				5/16"	3/4"	0.60"	0.88"	0.11"	2.67"								
YA2CL-2TC516				5/16"	1"	0.60"	0.88"	0.11"	2.91"								
YA2CL-2TC38				3/8"	1"	0.60"	0.88"	0.11"	3.03"								
YA2C-2LN				1/2"	1-3/4"	0.83"	0.88"	0.12"	4.27"								
YA1CL-2TC14				1	#1 AWG	50	1/4"	5/8"	0.68"								0.88"
YA1CL-2TC14E2	1/4"	3/4"	0.68"				0.88"	0.10"	2.64"								
YA1C-2L	5/16"	7/8"	0.68"				0.88"	0.10"	2.82"								
YA1CL-2TC38	3/8"	1"	0.68"				0.88"	0.10"	3.07"								
YA1C-2LN	1/2"	1-3/4"	0.83"				0.88"	0.12"	4.32"								
YA25L-2TC14	1	1/0 AWG	—	1/4"	5/8"	0.75"	0.88"	0.12"	2.54"	MY29-3 (1) MY29-11 (1) MRC840 (2) Y644HSXT (1) Y81KFT (1) Y81KFTMBH (1) PAT81KFT-18V (1)	W25VT (2) W25RT (2) X25RT (2)	W25VT (2) W25RT (2) X25RT (2)	U25RT (1) U2CABT (1)	Pink	12 or 348	15/16"	
YA25L-2TC14E2				1/4"	3/4"	0.75"	0.88"	0.12"	2.66"								
YA25L-2TC14E1				1/4"	1"	0.75"	0.88"	0.12"	2.91"								
YA25-2L				5/16"	7/8"	0.75"	0.88"	0.12"	2.85"								
YA25L-2TC38				3/8"	1"	0.75"	0.88"	0.12"	3.10"								
YA25-2LN				1/2"	1-3/4"	0.83"	0.88"	0.11"	4.29"								

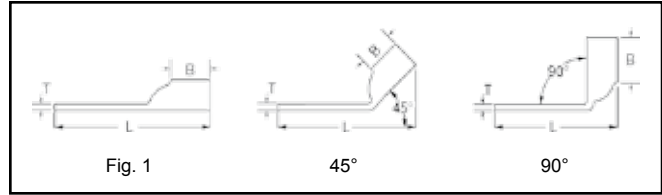
-- Color code not assigned
* Use PUADP-1 adapter with U dies in Y46 HYPRESS™
** P-RT die sets for use in Y46 HYPRESS™ only, PUADP-1 adapter not required

*** The MM² conductor sizes listed are the recommendations for Class 2 conductor
▲ See tooling section of this catalog for complete tool and die listings

♦ For applications greater than 2000 volts consult cable manufacturer for voltage stress relief instructions
Note: All dimensions shown are for reference only

Blue highlighted items are industry standard and most frequently ordered.

TWO HOLE HYLUG™ CODE CONDUCTOR STANDARD BARREL (Continued)



C-36

UL Listed 90° C,
600 Volts to 35 kV ♦

45° and 90° angles are available.
Please contact Customer Service to order.
1-800-346-4175



Catalog Number	Fig #	Conductor		Stud Hole Size	Stud Hole Spacing	Tongue Width	Figure Dimensions			Dieless (# of crimps)	▲ Installation Tooling				Wire Strip Length	
		AWG	MM²				(B)	(T)	(L)		Mechanical		Color Code	Die Index		
											MD6, OUR840, MD7-34R	Hydraulic BCT500HS, Y500CTHS				Y35, Y39, Y750, Y46* PAT750
YA26L-2TC14	1	2/0 AWG	70	1/4"	5/8"	0.83"	0.94"	0.12"	2.64"	MY29-3 (1) MY29-11 (1) MRC840 (2) Y644HSXT (1) Y81KFT (1) Y81KFTMBH (1) PAT81KFT-18V (1)	W26VT (2) W26RT (2) X26RT (2)	W26VT (2) W26RT (2) X26RT (2)	U26RT (1)	Black	13	1"
YA26L-2TC14E2				1/4"	3/4"	0.83"	0.94"	0.12"	2.76"							
YA26L-2TC14E1				1/4"	1"	0.83"	0.94"	0.12"	3.01"							
YA26-2L				5/16"	7/8"	0.83"	0.94"	0.12"	2.95"							
YA26L-2TC38				3/8"	1"	0.83"	0.94"	0.12"	3.20"							
YA26-2LN				1/2"	1-3/4"	0.83"	0.94"	0.12"	4.39"							
YA27L-2TC14E2	1	3/0 AWG	—	1/4"	3/4"	0.91"	1.00"	0.12"	2.86"	MY29-3 (1) MY29-11 (1) MRC840 (2)	W27VT (2) W27RT (2) X27RT (3)	W27VT (2) W27RT (2) X27RT (3)	U27RT (1)	Orange	14	1-1/16"
YA27L-2TC38				3/8"	1"	0.91"	1.00"	0.12"	3.30"							
YA27-2LN				1/2"	1-3/4"	0.91"	1.00"	0.13"	4.48"							
YA28L-2TC14E2	1	4/0 AWG	—	1/4"	3/4"	1.02"	0.88"	0.14"	2.78"	Y644HSXT (1) Y81KFTMBH (2) PAT81KFT-18V (2) Y81KFT (2)	W28VT (2) W28RT (2) X28RT (3)	W28VT (2) W28RT (2) X28RT (3)	U28RT (1)	Purple	15	1-1/8"
YA28L-2TC14E1				1/4"	1"	1.02"	0.88"	0.14"	3.03"							
YA28L-2N2TC516				5/16"	1-3/4"	1.02"	0.88"	0.14"	3.84"							
YA28L-2TC38E2				3/8"	3/4"	1.02"	0.88"	0.14"	2.97"							
YA28L-2TC38				3/8"	1"	1.02"	0.88"	0.14"	3.22"							
YA28-2LN				1/2"	1-3/4"	1.02"	0.88"	0.14"	4.41"							
YA29L-2TC38	1	250 kcmil	—	3/8"	1.00"	1.10"	1.06"	0.16"	3.43"	MY29-3 (1) MY29-11 (1) Y644HSXT (1) Y81KFT (2) Y81KFTMBH (2) PAT81KFT-18V (2)	W29VT (2) X29RT (4)	W29VT (2) W29RT (2) X29RT (4)	U29RT (1)	Yellow	16	1-1/8"
YA29-2LN				1/2"	1-3/4"	1.10"	1.06"	0.16"	4.62"							
YA30L-2TC-38	1	300 kcmil	150	3/8"	1"	1.20"	1.03"	0.16"	3.45"	Y644HSXT (1) Y81KFT (2) Y81KFTMBH (2) PAT81KFT-18V (2)	W30VT (2)	W30VT (2) W30RT (2)	U30RT (2) U28ART (2)	White	17 or 298	1"
YA30-2LN				1/2"	1-3/4"	1.20"	1.03"	0.16"	4.63"							
YA31L-2TC14E2	1	350 kcmil	185	1/4"	3/4"	1.29"	1.06"	0.18"	3.07"	Y644HSXT (1) Y81KFT (2) Y81KFTMBH (2) PAT81KFT-18V (2)	W31VT (2)	W31VT (2) W31RT (2)	U31RT (2) U29ART (2)	Red	18 or 324	1-1/8"
YA31L-2N2TC516				5/16"	1-3/4"	1.29"	1.06"	0.18"	4.13"							
YA31L-2TC38				3/8"	1"	1.29"	1.06"	0.18"	3.51"							
YA31L-2TC12				1/2"	1-1/4"	1.29"	1.06"	0.18"	4.01"							
YA31-2LN				1/2"	1-3/4"	1.29"	1.06"	0.18"	4.70"							
YA32-2L	1	400 kcmil	—	3/8"	1"	1.40"	1.19"	0.19"	3.75"	W32VT (2)	W32VT (2) W32RT (2)	U32RT (2) U30ART (2)	Blue	19 or 470	1-1/4"	
YA32L-2TC38				3/8"	1"	1.40"	1.19"	0.19"	3.69"							
YA32L-2TC38E5				3/8"	1-1/16"	1.40"	1.19"	0.19"	3.75"							
YA32-2LN				1/2"	1-3/4"	1.40"	1.19"	0.19"	4.88"							

-- Color code not assigned

* Use PUADP-1 adapter with U dies in Y46 HYPRESS™

** P-RT die sets for use in Y46 HYPRESS™ only,
PUADP-1 adapter not required

*** The MM² conductor sizes listed are the recommendations for Class 2 conductor

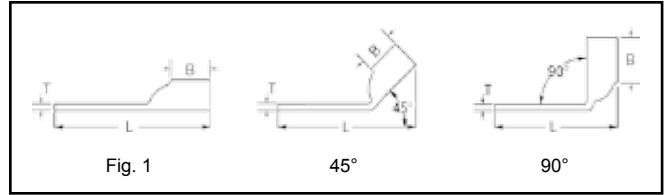
▲ See tooling section of this catalog for complete tool and die listings

♦ For applications greater than 2000 volts consult cable manufacturer for voltage stress relief instructions

Note: All dimensions shown are for reference only.

Blue highlighted items are industry standard and most frequently ordered.

**TWO HOLE HYLUG™ CODE
CONDUCTOR STANDARD
BARREL**
(Continued)



UL Listed 90° C,
600 Volts to 35 kV ♦

45° and 90° angles are available.
Please contact Customer Service to order.
1-800-346-4175



C-37

Catalog Number	Fig #	Conductor		Stud Hole Size	Stud Hole Spacing	Tongue Width	Figure Dimensions			Dieless (# of crimps)	▲ Installation Tooling				Wire Strip Length	
		AWG	*** MM²				(B)	(T)	(L)		Mechanical	Hydraulic		Color Code		Die Index
												MD6, OUR840, MD7-34R	BCT500HS, Y500CTHS			
YA33-2LN	1	450 kcmil	—	1/2"	1-3/4"	1.48"	1.50"	0.21"	5.23"	Y644HSXT (1) Y81KFT (2) Y81KFTMBH (2) PAT81KFT-18V (2)	W33VT (2)	W33VT (2) W33RT (2)	U33RT (2)	Gray	326 or 538	1-9/16"
YA34L-2TC14E2	1	500 kcmil	240	1/4"	3/4"	1.55"	1.27"	0.23"	3.44"	Y644HSXT (1) Y81KFT (2) Y81KFTMBH (2) PAT81KFT-18V (2)	W34VT (2)	W34VT (2) W34RT (2)	U34RT (2) U31ART (2)	Brown	20 or 299	1-7/16"
YA34-2L				3/8"	1"	1.55"	1.27"	0.23"	3.94"							
YA34L-2TC38				3/8"	1"	1.55"	1.27"	0.23"	3.88"							
YA34L-2TC12				1/2"	1-1/4"	1.55"	1.27"	0.23"	4.38"							
YA34-2LN				1/2"	1-3/4"	1.55"	1.27"	0.23"	5.06"							
YA35-2L	1	550 kcmil	—	3/8"	1-1/8"	1.65"	1.69"	0.25"	4.64"	—	—	U35RT (2)	Yellow	21	1-3/4"	
YA35-2LN				1/2"	1-3/4"	1.65"	1.69"	0.25"	5.51"							
YA36L-2TC38	1	600 kcmil	300	3/8"	1"	1.74"	1.38"	0.27"	4.23"	—	—	U36RT (2) U32ART (2)	Green	22 or 472	1-3/4"	
YA36-2LN				1/2"	1-3/4"	1.74"	1.38"	0.27"	5.23"							
YA37-2L	1	650 kcmil	—	3/8"	1-1/8"	1.80"	1.39"	0.27"	4.40"	—	—	U37RT (2)	Orange	23	1-15/16"	
YA37-2LN				1/2"	1-3/4"	1.80"	1.39"	0.27"	5.27"							
YA38L-2TC38	1	700 kcmil	—	3/8"	1"	1.84"	1.45"	0.27"	4.35"	Y644HSXT (1) Y81KFT (3) Y81KFTMBH (3) PAT81KFT-18V (3)	—	—	U38RT (2)	Pink	400	1-15/16"
YA38-2L				3/8"	1-1/8"	1.84"	1.45"	0.27"	4.48"							
YA38L-2TC12				1/2"	1-1/2"	1.84"	1.45"	0.27"	4.67"							
YA38-2LN				1/2"	1-3/4"	1.84"	1.45"	0.27"	5.35"							
YA39L-2TC38	1	750 kcmil	—	3/8"	1"	1.91"	1.42"	0.27"	4.36"	Y644HSXT (1) Y81KFT (3) Y81KFTMBH (3) PAT81KFT-18V (3)	—	—	U39RT (2) P39RT (2)**	Black	24	1-15/16"
YA39-2L				3/8"	1-1/8"	1.91"	1.42"	0.27"	4.48"							
YA39L-2TC12E3				1/2"	1-1/2"	1.91"	1.42"	0.27"	4.92"							
YA39-2LN				1/2"	1-3/4"	1.91"	1.42"	0.27"	5.36"							
YA39L-2TC58				5/8"	1-1/2"	1.91"	1.42"	0.27"	5.17"							
YA40L-2TC38	1	800 kcmil	400	3/8"	1"	1.98"	1.42"	0.30"	4.37"	Y644HSXT (1) Y81KFT (3) Y81KFTMBH (3) PAT81KFT-18V (3)	—	—	P40RT (3)**	Orange	25	1-15/16"
YA40-2L				3/8"	1-1/8"	1.98"	1.42"	0.30"	4.50"							
YA40-2LN				1/2"	1-3/4"	1.98"	1.42"	0.30"	5.38"							
YA41-2L	1	850 kcmil	—	3/8"	1-1/8"	2.01"	1.88"	0.31"	4.97"	—	—	—	Gold	26	1-15/16"	
YA44-2L	1	1000 kcmil	500	1/2"	1-1/4"	2.19"	1.65"	0.33"	5.24"	—	—	P44RT (3)**	White	27	1-15/16"	
YA44L-2TC12				1/2"	1-1/4"	2.19"	1.65"	0.33"	5.05"							
YA44-2LN				1/2"	1-3/4"	2.19"	1.65"	0.33"	5.74"							

-- Color code not assigned

* Use PUADP-1 adapter with U dies in Y46 HYPRESS™

** P-RT die sets for use in Y46 HYPRESS™ only, PUADP-1 adapter not required

*** The MM² conductor sizes listed are the recommendations for Class 2 conductor

▲ See tooling section of this catalog for complete tool and die listings.

♦ For applications greater than 2000 volts consult cable manufacturer for voltage stress relief instructions.

Note: All dimensions shown are for reference only.

Blue highlighted items are industry standard and most frequently ordered.

TWO HOLE HYLUG™ CODE CONDUCTOR STANDARD BARREL NARROW TONGUE

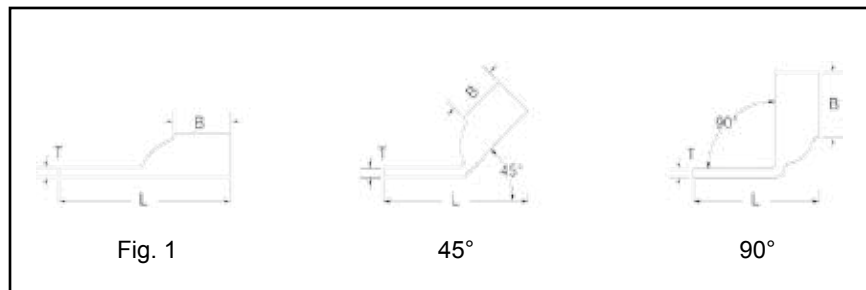
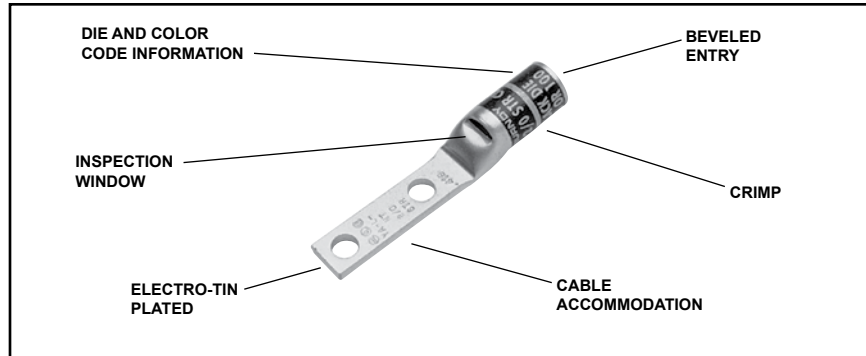
C-38

TYPES YA-L-2NT

COPPER COMPRESSION TERMINAL

UL Listed 90° C,
600 Volts to 35 kV ◆

45° and 90° angles are available.
Please contact Customer Service to order:
1-800-346-4175



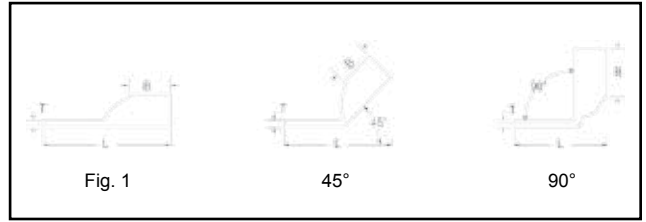
Catalog Number	Fig #	Conductor		Stud Hole Size	Stud Hole Spacing	Tongue Width	Figure Dimensions			▲ Installation Tooling					Wire Strip Length		
		AWG	MM²				(B)	(T)	(L)	Dieless (# of crimps)	Mechanical		Hydraulic			Color Code	Die Index
											MD6, OUR840, MD7-34R	BCT500HS, Y500CTHS	Y35, Y39 Y750, Y46* PAT750				
YA2CL2NT14E2	1	#2 AWG	35	1/4"	1/4"	0.48"	0.88"	0.11"	2.60"	MRC840 (1) MY29-3 (1) MY29-11 (1) Y644HSXT (1) Y1MRTC (2) Y81KFT (1) Y81KFTMBH (1) PAT81KFT-18V (1)	W2CVT (1)	W2CVT (1)	U2CRT (1)	Brown	10	15/16"	
YA2CL2NT14				1/4"	5/8"	0.48"	0.88"	0.11"	2.47"								
YA2CL2NT14E1				1/4"	1"	0.48"	0.88"	0.11"	2.84"								
YA1CL2NT14	1	#1 AWG	50	1/4"	5/8"	0.50"	0.88"	0.10"	2.55"	MRC840 (2) MY29-3 (1) MY29-11 (1) Y644HSXT (1) Y81KFT (1) Y81KFTMBH (1) PAT81KFT-18V (1)	W1CVT (1)	W1CRT-1 (1)	U1CRT-1 (1)	Green	11	15/16"	
YA1CL2NT14E2				1/4"	3/4"	0.50"	0.88"	0.10"	2.68"								
YA25L2NT14	1	1/0 AWG	—	1/4"	5/8"	0.48"	0.88"	0.12"	2.56"	MRC840 (2) MY29-3 (1) MY29-11 (1) Y644HSXT (1) Y81KFT (1) Y81KFTMBH (1) PAT81KFT-18V (1)	W25VT (2)	W25VT (2)	U25RT (1)	Pink	12	15/16"	
YA25L2NT14E1				1/4"	1"	0.48"	0.88"	0.12"	3.28"								
YA26L2NT14	1	2/0 AWG	70	1/4"	5/8"	0.48"	0.94"	0.12"	2.66"	MRC840 (2) MY29-3 (1) MY29-11 (1) Y644HSXT (1) Y81KFT (1) Y81KFTMBH (1) PAT81KFT-18V (1)	W26VT (1)	W26VT (2) X26RT (2)	U26RT (1)	Black	13	1"	
YA26L2NT14E1				1/4"	1"	0.48"	0.94"	0.12"	3.03"								
YA27L2NT14	1	3/0 AWG	—	1/4"	5/8"	0.76"	1.00"	0.13"	2.73"	MRC840 (2) MY29-3 (1) MY29-11 (1) Y644HSXT (1) Y81KFT (1) Y81KFTMBH (1) PAT81KFT-18V (1)	W27VT (2) W27RT (2) X27RT (3)	W27VT (2) W27RT (2) X27RT (3)	U27RT (1)	Orange	14	1-1/16"	
YA27L2NT516				5/16"	1"	0.60"	1.00"	0.13"	3.26"								
YA27L2NT38				3/8"	1"	0.60"	1.00"	0.13"	3.30"								
YA28L2NT14	1	4/0 AWG	—	1/4"	5/8"	0.76"	0.88"	0.13"	2.65"	MRC840 (2) MY29-3 (1) MY29-11 (1) Y644HSXT (1) Y81KFT (1) Y81KFTMBH (1) PAT81KFT-18V (1)	W28RT (2)	W28RT (2) X28RT (3)	U28RT (1)	Purple	15	1-1/16"	
YA29L2NT38	1	250 kcmil	—	3/8"	1"	0.80"	1.00"	0.16"	3.43"	MRC840 (2) MY29-3 (1) MY29-11 (1) Y644HSXT (1) Y81KFT (1) Y81KFTMBH (1) PAT81KFT-18V (1)	W29VT (2) X29RT (2)	W29VT (2) W29RT (2) X29RT (2)	U29RT (1)	Yellow	16	1-1/8"	
YA29L2NT38E16				3/8"	1-3/4"	0.80"	1.06"	0.16"	4.18"								

* Use PUADP-1 adapter with U dies in Y46 HYPRESS™. *** The MM² conductor sizes listed are the recommendations for Class 2 conductor.

Note: All dimensions shown are for reference only.

Blue highlighted items are industry standard and most frequently ordered.

**TWO HOLE HYLUG™ CODE
CONDUCTOR STANDARD
BARREL NARROW TONGUE
(Continued)**



UL Listed 90° C,
600 Volts to 35kV ♦

45° and 90° angles are available.
Please contact Customer Service to order:
1-800-346-4175



C-39

Catalog Number	Fig #	Conductor		Stud Hole Size	Stud Hole Spacing	Tongue Width	Figure Dimensions			▲ Installation Tooling								
		AWG	MM ²				(B)	(T)	(L)	Dieless (# of crimps)	Mech.	Hydraulic		Color Code	Die Index	Wire Strip Length		
											MD6, OUR840, MD7-34R	BCT500HS, Y500CTHS	Y35, Y39, Y750, Y46*, PAT750					
YA31L2NT38	1	350 kcmil	185	3/8"	1"	0.96"	1.06"	0.18"	3.51"	Y644HSXT (1) Y81KFT (1) Y81KFTMBH (1) PAT81KFT-18V (1)	W31VT (2)	W31VT (2) W31RT (2)	U31RT (1) U29ART (2)	Red	18	1-1/8"		
YA31L2NT38E16				3/8"	1-3/4"	0.88"	1.06"	0.18"	4.26"		W34VT (4)	W34VT (4)	U34RT (2)	Brown	20 or 22	1-7/16"		
YA34L2NT38	1	500 kcmil	240	3/8"	1"	0.96"	1.27"	0.23"	3.65"		—	—	U36RT (2)	Green	472	1-3/4"		
YA34L2NT38E16				3/8"	1-3/4"	0.96"	1.27"	0.23"	4.63"		—	—	U39RT (2)	Black	24	1-1/2"		
YA34L2NT12E1				1/2"	1"	0.96"	1.27"	0.23"	4.13"		—	—	P44RT (3)**	White	27	1-15/16"		
YA36L2NNT	1	600 kcmil	300	1/2"	1-3/4"	1.12"	1.38"	0.27"	5.43"		—	—	—	—	—	—	—	
YA39L2NT38	1	750 kcmil	—	3/8"	1"	1.63"	1.42"	0.27"	4.34"		—	—	—	—	—	—	—	
YA39L2NT38E16				3/8"	1-3/4"	1.30"	1.42"	0.27"	5.11"		—	—	—	—	—	—	—	—
YA39L2NT12E1				1/2"	1"	1.30"	1.42"	0.27"	4.42"		—	—	—	—	—	—	—	—
YA44L-2NTC12E24	1	1000 kcmil	—	1/2"	1-7/8"	1.63"	1.65"	0.33"	5.65"		Y644HSXT (1) Y81KFT (3) Y81KFTMBH (3) PAT81KFT-18V (3)	—	—	—	—	—	—	

* Use PUADP-1 adapter with U dies in Y46 HYPRESS™

*** The MM² conductor sizes listed are the recommendations for Class 2 conductor.

Note: All dimensions shown are for reference only.

Blue highlighted items are industry standard and most frequently ordered.

Compression Connections

BURNDY®

Copper Compression — Code — Long Barrel — No Inspection Window

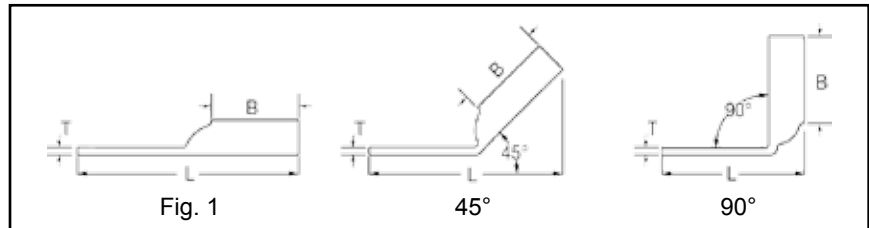
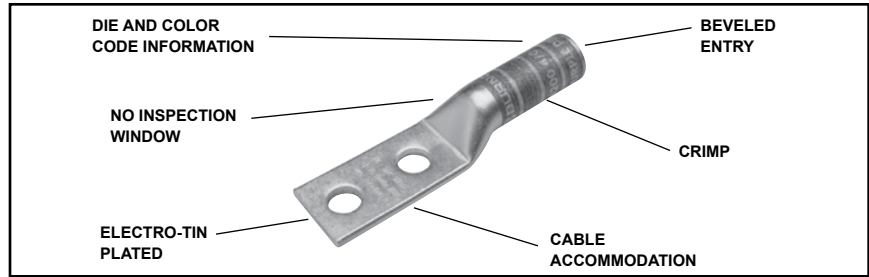
TWO HOLE HYLUG™ CODE CONDUCTOR LONG BARREL

C-40

**TYPES YA-2N, YA-2TC,
YA-4N**

UL Listed 90° C,
600 Volts to 35kV ♦

45° and 90° angles are available.
Please contact Customer Service to order:
1-800-346-4175



Catalog Number	Fig #	Conductor		Stud Hole Size	Stud Hole Spacing	Tongue Width	Figure Dimensions			▲ Installation Tooling						
		AWG	MM ²				(B)	(T)	(L)	Dieless (# of crimps)	Mechanical	Hydraulic		Color Code	Die Index	Wire Strip Length
											MD6, OUR840, MD7-34R	BCT500HS, Y500CTHS	Y35, Y39 Y750, Y46* PAT750			
YA8C2TC14	1	#8 Str. #6 Sol. #8 Weld 37/24	† 10	1/4"	5/8"	0.44"	0.81"	0.08"	2.33"	Y1MRTC (2) Y8MRB-1 (2) MY29-3 (2) MY29-11 (2) MRC840 (2) Y81KFT (1) Y81KFTMBH (1) PAT81KFT-18V (1)	W8CVT (2) W8CRT (2) X8CRT (2)	W8CVT (2) W8CRT (2) X8CRT (2)	U8CRT (1)	Red	49	7/8"
YA8C2TC14E2				1/4"	3/4"	0.44"	0.81"	0.08"	2.45"							
YA8C2TC38				3/8"	1"	0.58"	0.81"	0.06"	2.89"							
YA6C2TC14	1	#6 AWG	—	1/4"	5/8"	0.45"	1.12"	0.08"	2.65"	Y1MRTC (2) MY29-3 (2) MY29-11 (2) MRC840 (2) Y81KFT (1) Y81KFTMBH (1) PAT81KFT-18V (1)	W5CVT (2) W5CRT (2) X5CRT (2) X8CART (2)	W5CVT (2) W5CRT (2) X5CRT (2) X8CART (2)	U5CRT (2) U8CABT (2)	Blue	7 or 374	1-3/16"
YA6C2TC14E2				1/4"	3/4"	0.45"	1.12"	0.08"	2.78"							
YA6C2TC14E1				1/4"	1"	0.45"	1.12"	0.08"	3.03"							
YA6C2TC38E2				3/8"	3/4"	0.58"	1.12"	0.06"	2.97"							
YA6C2TC38E6				3/8"	7/8"	0.58"	1.12"	0.06"	3.09"							
YA6C2TC38				3/8"	1"	0.58"	1.12"	0.06"	3.22"							
YA6C2N				1/2"	1-3/4"	0.83"	1.12"	0.12"	4.40"							
YA5C2N	1	#5 AWG	—	1/2"	1-3/4"	0.83"	1.12"	0.12"	4.43"	MY29-3 (2) MY29-11 (2) MRC840 (2) Y644HSXT (1) Y81KFT (1) Y81KFTMBH (1) PAT81KFT-18V (1)	W5CVT (2) W5CRT (2) X5CRT (2)	W5CVT (2) W5CRT (2) X5CRT (2)	U5CRT (2)	Blue	7 or 374	1-3/16"
YA4C2TC14	1	#4 AWG	—	1/4"	5/8"	0.50"	1.12"	0.09"	2.70"	Y1MRTC (4) MY29-3 (2) MY29-11 (2) MRC840 (2) Y644HSXT (1) Y81KFT (1) Y81KFTMBH (1) PAT81KFT-18V (1)	W4CVT (2) W4CRT (2) X4CRT (2)	W4CVT (2) W4CRT (2) X4CRT (2)	U4CRT (2) U6CABT (2)	Gray	8 or 346	1-3/16"
YA4C2TC14E2				1/4"	3/4"	0.50"	1.12"	0.09"	2.83"							
YA4C2TC38				3/8"	1"	0.58"	1.12"	0.08"	3.26"							
YA4C2N				1/2"	1-3/4"	0.83"	1.12"	0.12"	4.45"							
YA3C2TC14	1	#3 Str. #3 AWG #2 Sol.	25	1/4"	5/8"	0.55"	1.25"	0.09"	2.87"	Y81KFT (1) Y81KFTMBH (1) PAT81KFT-18V (1)	W3CRT (2)	W3CRT (2)	U3CRT (2)	White	9	1-5/16"
YA3C2TC14E2				1/4"	3/4"	0.55"	1.25"	0.09"	2.99"							
YA3C2TC38E2				3/8"	3/4"	0.58"	1.25"	0.08"	3.18"							
YA3C2TC38				3/8"	1"	0.58"	1.25"	0.08"	3.43"							
YA3C2N				1/2"	1-3/4"	0.83"	1.25"	0.12"	4.62"							

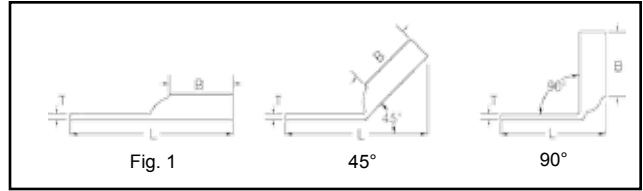

▲ See tooling section of this catalog for complete tool and die listings
* Use PUADP-1 adaptor with U dies in Y46 HYPRESS™
** P-RT die sets for use in Y46 HYPRESS™ only, PUADP-1 adapter not required

*** The MM² conductor sizes listed are the recommendations for Class 2 conductor
† The MM² conductor size listed here is for Class 2 and Class 5 conductor

Available undrilled. Add suffix U to catalog number (example: YA25U)
♦ For applications greater than 2000 Volts consult cable manufacturer for voltage stress relief instructions
Note: All dimensions shown are for reference only

Blue highlighted items are industry standard and most frequently ordered.

**TWO HOLE HYLUG™
CODE CONDUCTOR
LONG BARREL
(Continued)**



UL Listed 90° C,
600 Volts to 35kV ♦

45° and 90° angles are available.
Please contact Customer Service to order:
1-800-346-4175



C-41

Catalog Number	Fig #	Conductor		Stud Hole Size	Stud Hole Spacing	Tongue Width	Figure Dimensions			▲ Installation Tooling							
		AWG	*** MM²				(B)	(T)	(L)	Dieless (# of crimps)	Mechanical		Hydraulic		Color Code	Die Index	Wire Strip Length
											MD6, OUR840, MD7-34R	BCT500HS, Y500CTS	Y35, Y39 Y750, Y46* PAT750				
YA2C2TC14	1	#2 AWG	35 Class 2	1/4"	5/8"	0.60"	1.25"	0.11"	2.86"	Y1MRTC (4) MY29-3 (2) MY29-11 (2) MRC840 (2) Y644HSXT (1) Y81KFT (2) Y81KFTMBH (2) PAT81KFT-18V (2)	W2CVT (2) W2CRT (2) X2CRT (2)	W2CVT (2) W2CRT (2) X2CRT (2)	U2CRT (2)	Brown	10	1-5/16"	
YA2C2TC14E2				1/4"	3/4"	0.60"	1.25"	0.11"	2.98"								
YA2C2TC516E2				5/16"	3/4"	0.60"	1.25"	0.11"	3.05"								
YA2C2TC38E2				3/8"	3/4"	0.60"	1.25"	0.11"	3.17"								
YA2C2TC38E6			3/8"	7/8"	0.60"	1.25"	0.11"	3.30"									
YA2C2TC38			3/8"	1"	0.60"	1.25"	0.11"	3.42"									
YA2C2NTC38			3/8"	1-3/4"	0.60"	1.25"	0.11"	4.17"									
YA2C2N	1/2"	1-3/4"	0.83"	1.25"	0.12"	4.64"											
YA1C2TC14	1	#1 AWG	50	1/4"	5/8"	0.67"	1.38"	0.10"	3.03"	W1CVT (2) W1CRT-1 (2) X1CRT-1 (2)	W1CVT (2) W1CRT-1 (2) X1CRT-1 (2)	U1CRT-1 (2) U4CABT (2)	Green	11 or 375	1-7/16"		
YA1C2TC14E2				1/4"	3/4"	0.67"	1.38"	0.10"	3.15"								
YA1C2TC38				3/8"	1"	0.67"	1.38"	0.10"	3.59"								
YA1C2N				1/2"	1-3/4"	0.83"	1.38"	0.12"	4.82"								
YA252TC14	1	1/0 AWG	—	1/4"	5/8"	0.75"	1.38"	0.12"	3.05"	W25VT (4) W25RT (4) X25RT (4)	W25VT (4) W25RT (4) X25RT (4)	U25RT (2) U2CABT (2)	Pink	12	1-7/16"		
YA252TC14E2				1/4"	3/4"	0.75"	1.38"	0.12"	3.18"								
YA252TC516				5/16"	1"	0.75"	1.38"	0.12"	3.49"								
YA252TC38				3/8"	1"	0.75"	1.38"	0.12"	3.62"								
YA252NTC38				3/8"	1-3/4"	0.75"	1.38"	0.12"	4.37"								
YA252N	1/2"	1-3/4"	0.83"	1.38"	0.11"	4.81"											
YA262TC14	1	2/0 AWG	70	1/4"	5/8"	0.83"	1.50"	0.12"	3.22"	W26VT (4) W26RT (4) X26RT (4)	W26VT (4) W26RT (4) X26RT (4)	U26RT (2)	Black	13	1-9/16"		
YA262TC14E2				1/4"	3/4"	0.83"	1.50"	0.12"	3.34"								
YA262TC38				3/8"	1"	0.83"	1.50"	0.12"	3.78"								
YA262N				1/2"	1-3/4"	0.83"	1.50"	0.12"	4.97"								
YA272TC14E2	1	3/0 AWG	—	1/4"	3/4"	0.90"	1.50"	0.12"	3.38"	W27VT (4) W27RT (4) X27RT (6)	W27VT (4) W27RT (4) X27RT (6)	U27RT (2)	Orange	14	1-9/16"		
YA272TC38				3/8"	1"	0.90"	1.50"	0.12"	3.82"								
YA272N				1/2"	1-3/4"	0.91"	1.50"	0.13"	5.01"								
YA282TC14E2	1	4/0 AWG	—	1/4"	3/4"	1.02"	1.62"	0.14"	3.55"	W28VT (4) W28RT (4) X28RT (6)	W28VT (4) W28RT (4) X28RT (6)	U28RT (2)	Purple	15	1-11/16"		
YA282TC38				3/8"	1"	1.02"	1.62"	0.14"	3.99"								
YA282NTC38				3/8"	1-3/4"	1.02"	1.62"	0.14"	4.74"								
YA282N				1/2"	1-3/4"	1.02"	1.62"	0.14"	5.17"								
YA292TC38	1	250 kcmil	—	3/8"	1"	1.10"	1.62"	0.16"	4.02"	W29VT (4) X29RT (8)	W28VT (4) W28RT (4) X28RT (8)	U29RT (2)	Yellow	16	1-11/16"		
YA292N				1/2"	1-3/4"	1.11"	1.62"	0.16"	5.21"								
YA292TC58E16				5/8"	1-3/4"	1.11"	1.62"	0.16"	5.27"								

▲ See tooling section of this catalog for complete tool and die listings
* Use PUADP-1 adaptor with U dies in Y46 HYPRESS™
** P-RT die sets for use in Y46 HYPRESS™ only, PUADP-1 adapter not required

*** The MM² conductor sizes listed are the recommendations for Class 2 conductor Available undrilled. Add suffix U to catalog number (example: YA25U)

♦ For applications greater than 2000 Volts consult cable manufacturer for voltage stress relief instructions
Note: All dimensions shown are for reference only

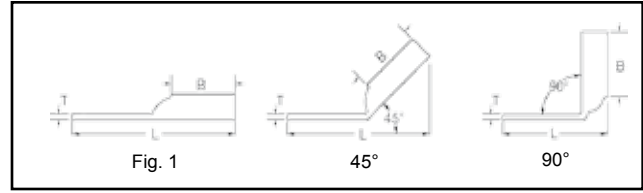

Blue highlighted items are industry standard and most frequently ordered.

Compression Connections

BURNDY®

Copper Compression — Code — Long Barrel — No Inspection Window

TWO HOLE HYLUG™ CODE CONDUCTOR LONG BARREL (Continued)



C-42

UL Listed 90° C,
600 Volts to 35kV ♦

45° and 90° angles are available.
Please contact Customer Service to order:
1-800-346-4175



Catalog Number	Fig #	Conductor		Stud Hole Size	Stud Hole Spacing	Tongue Width	Figure Dimensions			▲ Installation Tooling										
		AWG	*** MM²				(B)	(T)	(L)	Dieless (# of crimps)	Mechanical	Hydraulic		Color Code	Die Index	Wire Strip Length				
											MD6, OUR840, MD7-34R	BCT500HS, Y500CTHS	Y35, Y39 Y750, Y46* PAT750							
YA302TC38	1	300 kcmil	150	3/8"	1"	1.20"	2.00"	0.16"	4.45"	Y644HSXT (1) Y81KFT (3) Y81KFTMBH (3) PAT81KFT-18V (3)	W30VT (4)	W30VT (4) W30RT (4)	U30RT (4) U28ART (4)	White	17 or 298	2-1/16"				
YA302N				1/2"	1-3/4"	1.20"	2.00"	0.16"	5.64"		—	—	—	—	—	—	—	—		
YA312TC14E2	1	350 kcmil	185	1/4"	3/4"	1.29"	2.00"	0.18"	4.05"	Y644HSXT (1) Y81KFT (3) Y81KFTMBH (3) PAT81KFT-18V (3)	W31VT (4)	W31VT (4) W31RT (4)	U31RT (4) U29ART (4)	Red	18 or 324	2-1/16"				
YA312TC38				3/8"	1"	1.29"	2.00"	0.18"	4.49"		—	—	—	—	—	—	—	—		
YA312N				1/2"	1-3/4"	1.29"	2.00"	0.18"	5.69"		—	—	—	—	—	—	—	—	—	
YA322TC38				3/8"	1"	1.40"	2.12"	0.19"	4.66"		—	—	—	—	—	—	—	—	—	
YA322N	1	400 kcmil	—	1/2"	1-3/4"	1.40"	2.12"	0.19"	5.85"	—	W32VT (4)	W32VT (4) W32RT (4)	U32RT (4) U30ART (4)	Blue	19 or 470	2-3/16"				
YA332N	1	450 kcmil	—	1/2"	1-3/4"	1.48"	2.13"	0.21"	5.93"	—	W33VT (4)	W33VT (4) W33RT (4)	U33RT	Gray	326 or 538	2-3/16"				
YA342TC14E2	1	500 kcmil	240	1/4"	3/4"	1.55"	2.25"	0.23"	4.46"	Y644HSXT (1) Y81KFT (4) Y81KFTMBH (4) PAT81KFT-18V (4)	W34VT (4)	W34VT (4) W34RT (4)	U34RT (4) U31ART (2)	Brown	20 or 299	2-5/16"				
YA342TC38				3/8"	1"	1.55"	2.25"	0.23"	4.90"		—	—	—	—	—	—	—	—		
YA342N				1/2"	1-3/4"	1.55"	2.25"	0.23"	6.06"		—	—	—	—	—	—	—	—	—	
YA352N	1	550 kcmil	—	1/2"	1-3/4"	1.65"	2.63"	0.25"	6.49"	—	—	—	U35RT (4)	Yellow	21	2-11/16"				
YA362TC38	1	600 kcmil	300	3/8"	1"	1.74"	2.69"	0.26"	5.59"	Y644HSXT (1) Y81KFT (4) Y81KFTMBH (4) PAT81KFT-18V (4)	—	—	—	U36RT (4) U32ART (4)	Green	22 or 472	2-3/4"			
YA362N				1/2"	1-3/4"	1.74"	2.69"	0.27"	6.59"		—	—	—	—	—	—	—	—	—	
YA372N	1	650 kcmil	—	1/2"	1-3/4"	1.80"	2.81"	0.27"	6.74"	—	—	—	U37RT (4)	Orange	23	2-7/8"				
YA382TC38	1	700 kcmil	—	3/8"	1"	1.84"	2.81"	0.27"	5.76"	Y644HSXT (1) Y81KFT (4) Y81KFTMBH (4) PAT81KFT-18V (4)	—	—	—	U38RT (4)	Pink	400	2-7/8"			
YA382N				1/2"	1-3/4"	1.84"	2.81"	0.27"	6.77"		—	—	—	—	—	—	—	—	—	
YA392NT38	1	750 kcmil	—	3/8"	1"	1.63"	2.88"	0.27"	5.87"	Y644HSXT (1) Y81KFT (4) Y81KFTMBH (4) PAT81KFT-18V (4)	—	—	—	U39RT (4) P39RT (4)**	Black	24	2-15/16"			
YA392TC38				3/8"	1"	1.91"	2.88"	0.27"	5.87"		—	—	—	—	—	—	—	—	—	
YA392N				1/2"	1-3/4"	1.91"	2.88"	0.27"	6.87"		—	—	—	—	—	—	—	—	—	—
YA392ENNT				1/2"	1-3/4"	1.30	2.88	—	6.87		—	—	—	—	—	Black	24	2-15/16"	—	
YA402N	1	800 kcmil	400	1/2"	1-3/4"	1.98"	2.94"	0.30"	6.95"	—	—	—	P40RT (4)**	Orange	25	3"				
YA412N	1	850 kcmil	—	1/2"	1-3/4"	2.01"	2.94"	0.31"	6.96"	—	—	—	—	Gold	26	3"				
YA442TC38	1	1000 kcmil	500	3/8"	1"	2.19"	3.00"	0.33"	6.14"	Y644HSXT (1) Y81KFT (4) Y81KFTMBH (4) PAT81KFT-18V (4)	—	—	—	P44RT (4)**	White	27	3-1/16"			
YA442N				1/2"	1-3/4"	2.19"	3.00"	0.32"	7.14"		—	—	—	—	—	—	—	—	—	
YA452N	1	1250 kcmil	—	1/2"	1-3/4"	2.46"	3.19"	0.38"	7.44"	—	—	—	P45RT (6)**	Yellow	29	3-1/4"				
YA4532N	1	1300 kcmil	—	1/2"	1-3/4"	2.53"	3.19"	0.39"	7.48"	—	—	—	—	Orange	30					
YA462N	1	1500 kcmil	—	1/2"	1-3/4"	2.69"	3.19"	0.40"	7.55"	—	—	—	P46RT (6)**	Green	31	3-1/2"				
YA472N	1	1750 kcmil	—	1/2"	1-3/4"	2.90"	3.44"	0.42"	7.89"	—	—	—	—	Gray	33					
YA482N	1	2000 kcmil	—	1/2"	1-3/4"	3.10"	3.44"	0.46"	7.98"	—	—	—	—	Brown	34	—				

▲ See tooling section of this catalog for complete tool and die listings.
* Use PUADP-1 adaptor with U dies in Y46 HYPRESS™
** P-RT die sets for use in Y46 HYPRESS™ only, PUADP-1 adaptor not required.

*** The MM² conductor sizes listed are the recommendations for Class 2 conductor. Available undrilled. Add suffix U to catalog number (example: YA25U).

♦ For applications greater than 2000 Volts consult cable manufacturer for voltage stress relief instructions.
Note: All dimensions shown are for reference only.

Blue highlighted items are industry standard and most frequently ordered.

US: 1-800-346-4175

www.burndy.com

Canada: 1-800-387-6487

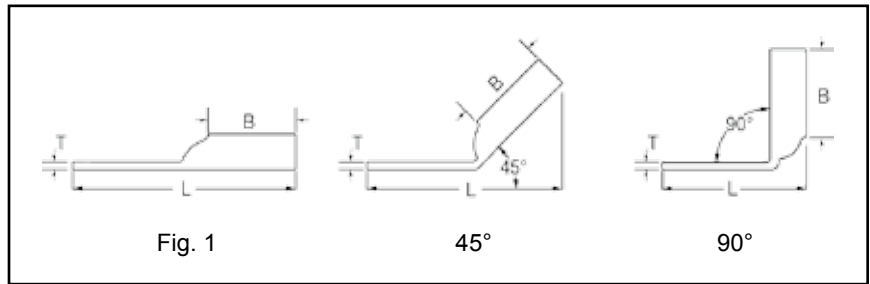
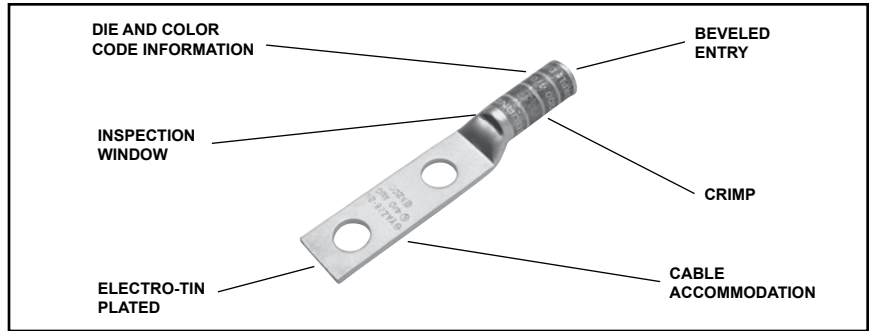
**TWO HOLE HYLUG™
CODE CONDUCTOR LONG
BARREL WITH INSPECTION
WINDOW**

TYPES YAZ-2N, YAZ-2TC

**COPPER COMPRESSION
TERMINAL**

UL Listed 90° C,
600 Volts to 35kV ♦

45° and 90° angles are available. Please
contact Customer Service to order:
1-800-346-4175



C-43

Catalog Number	Fig #	Conductor		Stud Hole Size	Stud Hole Spacing	Tongue Width	Figure Dimensions			Dieless (# of crimps)	▲ Installation Tooling				Wire Strip Length		
		AWG	*** MM²				(B)	(T)	(L)		Mechanical		Hydraulic			Color Code	Die Index
											MD6, OUR840, MD7-34R	BCT500HS, Y500CTHS	Y35, Y39 Y750, Y46*	PAT750			
YAZV10-2TC14	1	#14 - #10 AWG	6	1/4"	5/8"	0.41"	0.69"	0.05"	2.16"	Y8MRB-1 (2)	—	—	—	—	—	3/4"	
YAZV10-2TC14E2				1/4"	3/4"	0.41"	0.69"	0.05"	2.28"		—	—	—	—			
YAZ8C-2TC10	1	#8 Str #6 Sol #8 Weld 37/24 #8 Sol	† 10	#10	5/8"	0.41"	0.75"	0.08"	2.07"	Y1MRTC (2) Y8MRB-1 (2) MY29-3 (2) MY29-11 (2) MRC840 (2) Y81KFT (1) Y81KFTMBH (1) PAT81KFT-18V (1)	W8CVT (2) W8CRT (2) X8CRT (2)	W8CVT (2) W8CRT (2) X8CRT (2)	U8CRT (2)	Red	49	7/8"	
YAZ8C-2TC10E2				#10	3/4"	0.41"	0.75"	0.08"	2.19"								
YAZ8C-2TC14				1/4"	5/8"	0.44"	0.75"	0.08"	2.19"								
YAZ8C-2TC14E2				1/4"	3/4"	0.44"	0.75"	0.08"	2.32"								
YAZ8C-2TC14E1				1/4"	1"	0.44"	0.75"	0.08"	2.57"								
YAZ8C-2TC14E1				1/4"	3/4"	0.44"	0.75"	0.08"	2.32"								
YAZ8C-2TC38				3/8"	1"	0.58"	0.75"	0.06"	2.76"								
YAZ6C-2TC10E2	1	#6 AWG	—	#10	3/4"	0.42"	1.12"	0.09"	2.65"	Y1MRTC (2) MY29-3 (2) MY29-11 (2) MRC840 (2) Y644HSXT (2) Y81KFT (1) Y81KFTMBH (1) PAT81KFT-18V (1)	W5CVT (2) W5CRT (2) X5CRT (2) X8CART (2)	W5CVT (2) W5CRT (2) X5CRT (2) X8CART (2)	U5CRT (2) U8CART (2)	Blue	7 or 374	1-3/16"	
YAZ6C-2TC14				1/4"	5/8"	0.45"	1.12"	0.08"	2.65"								
YAZ6C-2TC14E2				1/4"	3/4"	0.45"	1.12"	0.08"	2.78"								
YAZ6C-2TC14E1				1/4"	1"	0.45"	1.12"	0.08"	3.03"								
YAZ6C-2TC38E2				3/8"	3/4"	0.58"	1.12"	0.06"	2.97"								
YAZ6C-2TC38E6				3/8"	7/8"	0.58"	1.12"	0.06"	3.09"								
YAZ6C-2TC38				3/8"	1"	0.58"	1.12"	0.06"	3.22"								
YAZ6C2TC38E16				3/8"	1-3/4"	0.58"	1.12"	0.06"	3.97"								
YAZ6C-2N				1/2"	1-3/4"	0.83"	1.12"	0.12"	4.40"								
YAZ5C-2N	1	#5 AWG	—	1/2"	1-3/4"	0.83"	1.12"	0.12"	4.43"	W5CRT (2) W5CVT (2) X5CRT (2)	W5CVT (2) W5CRT (2) X5CRT (2)	U5CRT (2)	Blue	7 or 374	1-3/16"		

▲ See tooling section of this catalog for complete tool and die listings
* Use PUADP-1 adaptor with U dies in Y46 HYPRESS™
** P-RT die sets for use in Y46 HYPRESS™ only, PUADP-1 adapter not required

*** The MM² conductor sizes listed are the recommendations for Class 2 conductor.
† The MM² conductor size referred to here is for Class 2 and Class 5 conductor. Available undrilled. Add suffix U to catalog number (example: YA25U)

♦ For applications greater than 2000 Volts consult cable manufacturer for voltage stress relief instructions.
Note: All dimensions shown are for reference only.

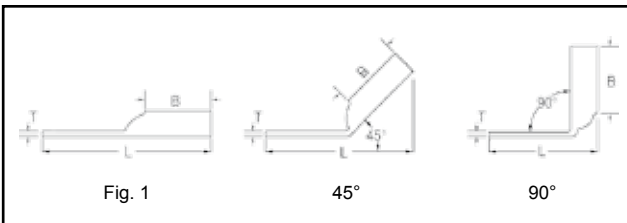
Blue highlighted items are industry standard and most frequently ordered.

Compression Connections

BURNDY®

Copper Compression — Code — Long Barrel — Inspection Window

TWO HOLE HYLUG™ CODE CONDUCTOR LONG BARREL WITH INSPECTION WINDOW (Continued)



C-44

UL Listed 90° C,
600 Volts to 35kV ♦

45° and 90° angles are available.
Please contact Customer Service to order:
1-800-346-4175



Catalog Number	Fig #	Conductor		Stud Hole Size	Stud Hole Spacing	Tongue Width	Figure Dimensions			Dieless (# of crimps)	▲ Installation Tooling			Color Code	Die Index	Wire Strip Length
		AWG	MM²				(B)	(T)	(L)		Mechanical		Hydraulic			
											MD6, OUR840, MD7-34R	BCT500HS, Y500CTHS	Y35, Y39 Y750, Y46* PAT750			
YAZ4C-2TC10-E2	1	#4 AWG	—	#10	3/4"	0.50"	1.12"	0.09"	2.67"	Y1MRTC (4) MY29-3 (2) MY29-11 (2) MRC840 (2) Y644HSXT (2) Y81KFT (1) Y81KFTMBH (1) PAT81KFT-18V (1)	W4CVT (2) X4CRT (2) X4CRT (2)	W4CVT (2) W4CRT (2) X4CRT (2)	U4CRT (2) U6CABT (2)	Gray	8 or 346	1-3/16"
YAZ4C-2TC14				1/4"	5/8"	0.50"	1.12"	0.09"	2.67"							
YAZ4C-2TC14E2				1/4"	3/4"	0.50"	1.12"	0.09"	2.80"							
YAZ4C-2TC38				3/8"	1"	0.58"	1.12"	0.08"	3.23"							
YAZ4C-2N				1/2"	1-3/4"	0.83"	1.12"	0.12"	4.45"							
YAZ3C-2TC14	1	#3 AWG #2 Sol	25	1/4"	5/8"	0.55"	1.25"	0.09"	2.83"	Y1MRTC (4) MY29-3 (2) MY29-11 (2) MRC840 (2) Y644HSXT (2) Y81KFT (2) Y81KFTMBH (2) PAT81KFT-18V (2)	W3CRT (2)	W3CRT (2)	U3CRT (2)	White	9	1-5/16"
YAZ3C-2TC14E2				1/4"	3/4"	0.55"	1.25"	0.09"	2.95"							
YAZ3C-2TC38E2				3/8"	3/4"	0.58"	1.25"	0.08"	3.14"							
YAZ3C-2TC38				3/8"	1"	0.58"	1.25"	0.08"	3.39"							
YAZ3C-2N				1/2"	1-3/4"	0.83"	1.25"	0.12"	4.62"							
YAZ2C-2TC10E2	1	#2 AWG	35	#10	3/4"	0.60"	1.25"	0.11"	2.85"	Y1MRTC (4) MY29-3 (2) MY29-11 (2) MRC840 (2) Y644HSXT (1) Y81KFT (2) Y81KFTMBH (2) PAT81KFT-18V (2)	W2CVT (2) W2CRT (2) X2CRT (2)	W2CVT (2) W2CRT (2) X2CRT (2)	U2CRT (2)	Brown	10	1-5/16"
YAZ2C-2TC14				1/4"	5/8"	0.60"	1.25"	0.11"	2.85"							
YAZ2C-2TC14E2				1/4"	3/4"	0.60"	1.25"	0.11"	2.97"							
YAZ2C-2TC14E1				1/4"	1"	0.60"	1.25"	0.11"	3.22"							
YAZ2C2TC516E7				5/16"	5/8"	0.60"	1.25"	0.11"	2.91"							
YAZ2C-2TC516E2				5/16"	3/4"	0.60"	1.25"	0.11"	3.03"							
YAZ2C-2TC38E2				3/8"	3/4"	0.60"	1.25"	0.11"	3.16"							
YAZ2C-2TC38E6				3/8"	7/8"	0.60"	1.25"	0.11"	3.28"							
YAZ2C-2TC38				3/8"	1"	0.60"	1.25"	0.11"	3.41"							
YAZ2C-2NTC38				3/8"	1-3/4"	0.60"	1.25"	0.11"	4.16"							
YAZ2C-2N				1/2"	1-3/4"	0.83"	1.25"	0.12"	4.64"							
YAZ1C-2TC14	1	#1 AWG	50	1/4"	5/8"	0.67"	1.38"	0.10"	3.01"	W1CVT (2) W1CRT-1 (2) X1CRT-1 (2)	W1CVT (2) W1CRT-1 (2) X1CRT-1 (2)	U1CRT-1 (2) U4CABT (2)	Green	11 or 375	1-7/16"	
YAZ1C-2TC14E2				1/4"	3/4"	0.67"	1.38"	0.10"	3.13"							
YAZ1C-2TC38				3/8"	1"	0.67"	1.38"	0.10"	3.57"							
YAZ1C-2N				1/2"	1-3/4"	0.83"	1.38"	0.12"	4.82"							

▲ See tooling section of this catalog for complete tool and die listings

* Use PUADP-1 adaptor with U dies in Y46 HYPRESS™

** P-RT die sets for use in Y46 HYPRESS™ only, PUADP-1 adaptor not required

*** The MM² conductor sizes listed are the recommendations for Class 2 conductor.

† The MM² conductor size referred to here is for Class 2 and Class 5 conductor.

Available undrilled. Add suffix U to catalog number (example: YA25U).

♦ For applications greater than 2000 Volts consult cable manufacturer for voltage stress relief instructions.

Note: All dimensions shown are for reference only.

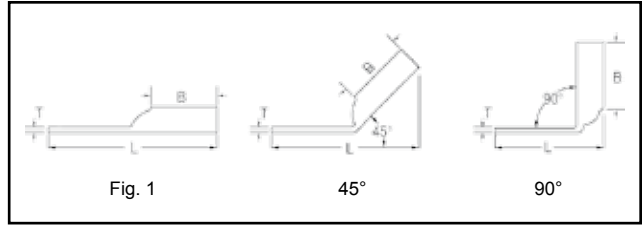
Blue highlighted items are industry standard and most frequently ordered.

US: 1-800-346-4175

www.burndy.com

Canada: 1-800-387-6487

**TWO HOLE HYLUG™
CODE CONDUCTOR LONG
BARREL WITH INSPECTION
WINDOW**
(Continued)



C-45

UL Listed 90° C,
600 Volts to 35kV ♦

45° and 90° angles are available.
Please contact Customer Service to order:
1-800-346-4175



Catalog Number	Fig #	Conductor		Stud Hole Size	Stud Hole Spacing	Tongue Width	Figure Dimensions			Dieless (# of crimps)	▲ Installation Tooling				Wire Strip Length		
		AWG	MM²				(B)	(T)	(L)		Mechanical		Hydraulic			Color Code	Die Index
											MD6, OUR840, MD7-34R	BCT500HS, Y500CTHS	Y35, Y39 Y750, Y46* PAT750				
YAZ25-2TC14	1	1/0 AWG	—	1/4"	5/8"	0.75"	1.38"	0.12"	3.04"	MY29-3 (2) MY29-11 (2) MRC840 (4) Y644HSXT (1) Y81KFT (2) Y81KFTMBH (2) PAT81KFT-18V (2)	W25VT (4) W25RT (4) X25RT (4)	W25VT (4) W25RT (4) X25RT (4)	U25RT (2) U2CABT (2)	Pink	12 or 348	1-7/16"	
YAZ25-2TC14E2				1/4"	3/4"	0.75"	1.38"	0.12"	3.16"								
YAZ25-2TC14E1				1/4"	1"	0.75"	1.38"	0.12"	3.41"								
YAZ252TC14E3				1/4"	1"	0.75"	1.38"	0.12"	3.42"								
YAZ25-2TC516E6				5/16"	7/8"	0.75"	1.38"	0.12"	3.35"								
YAZ25-2TC516				5/16"	1"	0.75"	1.38"	0.12"	3.47"								
YAZ25-2TC38				3/8"	1"	0.75"	1.38"	0.12"	3.60"								
YAZ25-2NTC38				3/8"	1-3/4"	0.75"	1.38"	0.12"	4.35"								
YAZ25-2N				1/2"	1-3/4"	0.83"	1.38"	0.11"	4.79"								
YAZ26-2TC14	1	2/0 AWG	70	1/4"	5/8"	0.83"	1.50"	0.12"	3.20"	MY29-3 (2) MY29-11 (2) MRC840 (4) Y644HSXT (1) Y81KFT (2) Y81KFTMBH (2) PAT81KFT-18V (2)	W26VT (4) W26RT (4) X26RT (4)	W26VT (4) W26RT (4) X26RT (4)	U26RT (2)	Black	13	1-9/16"	
YAZ26-2TC14E2				1/4"	3/4"	0.83"	1.50"	0.12"	3.32"								
YAZ262TC14E1				1/4"	1"	0.83"	1.50"	0.12"	3.57"								
YAZ26-2TC38				3/8"	1"	0.83"	1.50"	0.12"	3.76"								
YAZ262TC38E16				3/8"	1-3/4"	0.83"	1.50"	0.12"	4.51"								
YAZ26-2N				1/2"	1-3/4"	0.83"	1.50"	0.12"	4.95"								
YAZ27-2TC14E2	1	3/0 AWG	—	1/4"	3/4"	0.90"	1.50"	0.12"	3.36"	MY29-3 (2) MY29-11 (2) MRC840 (4) Y644HSXT (1) Y81KFT (2) Y81KFTMBH (2) PAT81KFT-18V (2)	W27VT (4) W27RT (4) X27RT (6)	W27VT (4) W27RT (4) X27RT (6)	U27RT (2)	Orange	14	1-9/16"	
YAZ27-2TC38				3/8"	1"	0.90"	1.50"	0.12"	3.80"								
YAZ27-2N				1/2"	1-3/4"	0.91"	1.50"	0.12"	4.98"								
YAZ28-2TC14E2	1	4/0 AWG	—	1/4"	3/4"	1.02"	1.62"	0.14"	3.55"	MY29-3 (2) MY29-11 (2) MRC840 (4) Y644HSXT (1) Y81KFT (2) Y81KFTMBH (2) PAT81KFT-18V (2)	W28VT (4) W28RT (4) X28RT (6)	W28VT (4) W28RT (4) X28RT (6)	U28RT (2)	Purple	15	1-11/16"	
YAZ28-2TC38				3/8"	1"	1.02"	1.62"	0.14"	3.99"								
YAZ28-2NTC38				3/8"	1-3/4"	1.02"	1.62"	0.14"	4.74"								
YAZ28-2N				1/2"	1-3/4"	1.02"	1.62"	0.14"	5.15"								
YAZ29-2TC38	1	250 kcmil	—	3/8"	1"	1.10"	1.62"	0.14"	3.99"	MY29-3 (2) MY29-11 (2) MRC840 (4) Y644HSXT (1) Y81KFT (2) Y81KFTMBH (2) PAT81KFT-18V (2)	W29VT (4) W29RT (8)	W29VT (4) W29RT (4) X29RT (8)	U29RT (2)	Yellow	16	1-11/16"	
YAZ29-2N				1/2"	1-3/4"	1.10"	1.62"	0.16"	5.18"								
YAZ30-2TC38	1	300 kcmil	150	3/8"	1"	1.20"	2.00"	0.16"	4.42"	MY29-3 (2) MY29-11 (2) MRC840 (4) Y644HSXT (1) Y81KFT (2) Y81KFTMBH (2) PAT81KFT-18V (2)	W30VT (4)	W30VT (4) W30RT (4)	U30RT (4) U28ART (4)	White	17 or 298	2-1/16"	
YAZ30-2N				1/2"	1-3/4"	1.20"	2.00"	0.16"	5.60"								
YAZ31-2TC14E2	1	350 kcmil	185	1/4"	3/4"	1.29"	2.00"	0.18"	4.02"	Y644HSXT (1) Y81KFT (3) Y81KFTMBH (3) PAT81KFT-18V (3)	W31VT (4)	W31VT (4) W31RT (4)	U31RT (4) U29ART (4)	Red	18 or 324	2-1/16"	
YAZ31-2TC38				3/8"	1"	1.29"	2.00"	0.18"	4.45"								
YAZ31-2N				1/2"	1-3/4"	1.29"	2.00"	0.18"	5.64"								
YAZ32-2TC38	1	400 kcmil	—	3/8"	1"	1.40"	2.12"	0.19"	4.62"	MY29-3 (2) MY29-11 (2) MRC840 (4) Y644HSXT (1) Y81KFT (2) Y81KFTMBH (2) PAT81KFT-18V (2)	W32VT (4)	W32VT (4) W32RT (4)	U32RT (4) U30ART (4)	Blue	19 or 470	2-3/16"	
YAZ32-2N				1/2"	1-3/4"	1.40"	2.12"	0.19"	5.81"								

▲ See tooling section of this catalog for complete tool and die listings

* Use PUADP-1 adaptor with U dies in Y46 HYPRESS™

** P-RT die sets for use in Y46 HYPRESS™ only, PUADP-1 adaptor not required

*** The MM² conductor sizes listed are the recommendations for Class 2 conductor.

† The MM² conductor size referred to here is for Class 2 and Class 5 conductor.

Available undrilled. Add suffix U to catalog number (example: YA25U).

♦ For applications greater than 2000 Volts consult cable manufacturer for voltage stress relief instructions.

Note: All dimensions shown are for reference only.

Blue highlighted items are industry standard and most frequently ordered.

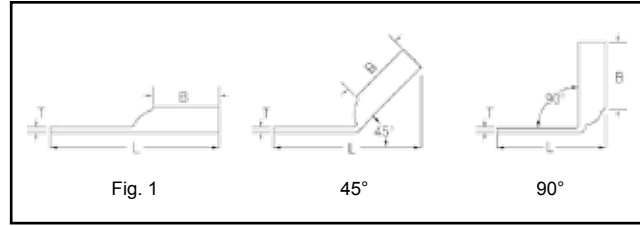
Compression Connections

Copper Compression — Code — Long Barrel — Inspection Window

BURNDY®

TWO HOLE HYLUG™ CODE CONDUCTOR LONG BARREL WITH INSPECTION WINDOW

(Continued)



45° and 90° angles are available.

Please contact Customer Service to order:
1-800-346-4175



C-46

UL Listed 90° C,
600 Volts to 35kV ♦

Catalog Number	Fig #	Conductor		Stud Hole Size	Stud Hole Spacing	Tongue Width	Figure Dimensions			Dieless (# of crimps)	▲ Installation Tooling				Wire Strip Length	
		AWG	MM²				(B)	(T)	(L)		Mechanical		Color Code	Die Index		
											MD6, OUR840, MD7-34R	Hydraulic BCT500HS, Y500CTHS				Y35, Y39 Y750, Y46* PAT750
YAZ33-2N	1	450 kcmil	—	1/2"	1-3/4"	1.48"	2.12"	0.21"	5.89"	Y644HSXT (1) Y81KFT (4) Y81KFTMBH (4) PAT81KFT-18V (4)	W33VT (4)	W33VT (4) W33RT (4)	U33RT (4)	Gray	326 or 538	2-5/16"
YAZ34-2TC14E2	1	500 kcmil	240	1/4"	3/4"	1.55"	2.25"	0.23"	4.42"		W34VT (4)	W34VT (4) W34RT (4)	U34RT (4) U31ART (4)	Brown	20 or 299	2-5/16"
YAZ34-2TC38				3/8"	1"	1.55"	2.25"	0.23"	4.85"		—	—	U35RT (4)	Yellow	21	2-11/16"
YAZ34-2N				1/2"	1-3/4"	1.55"	2.25"	0.23"	6.04"		—	—	U36RT (4) U32ART (4)	Green	22 or 472	2-3/4"
YAZ35-2N	1	550 kcmil	—	1/2"	1-3/4"	1.65"	2.62"	0.25"	6.45"		—	—	U37RT (4)	Orange	23	2-7/8"
YAZ36-2TC38	1	600 kcmil	300	3/8"	1"	1.74"	2.69"	0.26"	5.55"		—	—	U38RT (4)	Pink	400	2-7/8"
YAZ36-2N				1/2"	1-3/4"	1.74"	2.69"	0.26"	6.55"		—	—	U39RT (4) P39RT (4)**	Black	24	2-15/16"
YAZ37-2N	1	650 kcmil	—	1/2"	1-3/4"	1.80"	2.81"	0.27"	6.70"		—	—	P40RT (4)**	Orange	25	3"
YAZ38-2N	1	700 kcmil	—	1/2"	1-3/4"	1.84"	2.81"	0.27"	6.72"		—	—	—	Gold	26	3"
YAZ39-2NT38	1	750 kcmil	—	3/8"	1"	1.63"	2.88"	0.27"	5.82"		—	—	P44RT (4) **	White	27	3-1/16"
YAZ39-2TC38				3/8"	1"	1.91"	2.88"	0.27"	5.82"		—	—	P45RT (6) **	Yellow	29	3-1/4"
YAZ39-2N				1/2"	1-3/4"	1.91"	2.88"	0.27"	6.82"		—	—	—	Orange	30	2-1/16"
YAZ39-2NNT				1/2"	1-3/4"	1.63"	2.88"	0.27"	6.82"		—	—	P46RT (6) **	Green	31	3-5/16"
YAZ40-2N	1	800 kcmil	400	1/2"	1-3/4"	1.98"	2.94"	0.30"	6.89"		—	—	—	Gray	33	3-1/2"
YAZ41-2N	1	850 kcmil	—	1/2"	1-3/4"	2.01"	2.94"	0.31"	6.91"		—	—	—	Brown	34	3-1/2"
YAZ44-2TC38	1	1000 kcmil	500	3/8"	1"	2.19"	3.00"	0.33"	6.09"		—	—	—	—	—	—
YAZ44-2N				1/2"	1-3/4"	2.19"	3.00"	0.33"	7.08"	—	—	—	—	—	—	—
YAZ45-2N	—	1250 kcmil	—	1/2"	1-3/4"	2.46"	3.19"	0.38"	7.38"	—	—	—	—	—	—	
YAZ453-2N	—	1300 kcmil	—	1/2"	1-3/4"	2.53"	3.19"	0.39"	7.41"	—	—	—	—	—	—	
YAZ46-2N	—	1500 kcmil	—	1/2"	1-3/4"	2.69"	3.19"	0.40"	7.48"	—	—	—	—	—	—	
YAZ47-2N	—	1750 kcmil	—	1/2"	1-3/4"	2.90"	3.44"	0.42"	7.82"	—	—	—	—	—	—	
YAZ48-2N	—	2000 kcmil	—	1/2"	1-3/4"	3.10"	3.44"	0.46"	7.89"	—	—	—	—	—	—	

▲ See tooling section of this catalog for complete tool and die listings

* Use PUADP-1 adaptor with U dies in Y46 HYPRESS™

** P-RT die sets for use in Y46 HYPRESS™ only, PUADP-1 adapter not required

*** The MM² conductor sizes listed are the recommendations for Class 2 conductor

† The MM² conductor size referred to here is for Class 2 and Class 5 conductor

Available undrilled. Add suffix U to catalog number (example: YA25U)

♦ For applications greater than 2000 Volts consult cable manufacturer for voltage stress relief instructions

Note: All dimensions shown are for reference only

Blue highlighted items are industry standard and most frequently ordered.

US: 1-800-346-4175

www.burndy.com

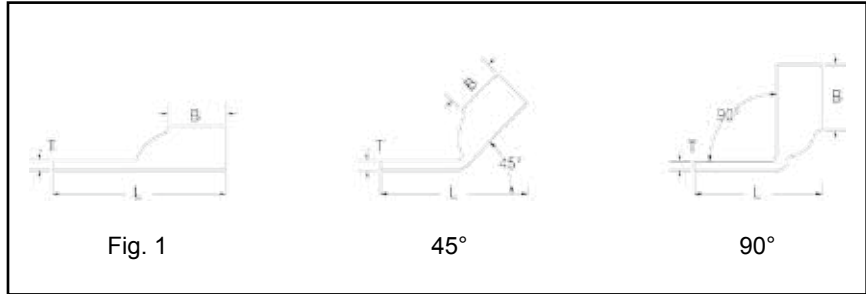
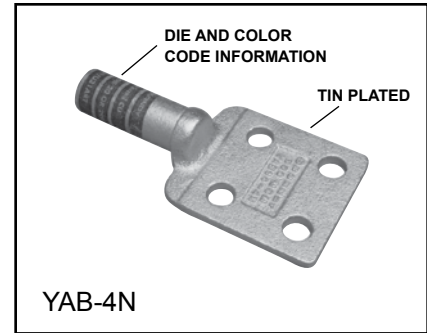
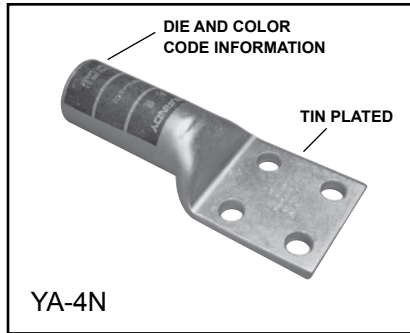
Canada: 1-800-387-6487

**FOUR HOLE HYLUG™
CODE CONDUCTOR**

TYPE YA

UL Listed 90° C,
600 Volts to 35kV

45° and 90° angles are available.
Please contact Customer Service to order:
1-800-346-4175



Catalog Number	Fig. #	Conductor		Stud Hole Size	Stud Hole Spacing	Tongue Width	Tongue Angle	Barrel Length	Tongue Thickness	Length (Total)	Installation Tooling			Wire Strip Length
		AWG	*** MM²								Hydraulic (Y35, Y39, Y750 Y46*)			
											* **	Color Code	Die Index	
YAB344N ▲	1	500 kcmil	—	1/2"	1.75"	3.00"	Straight	2.25"	0.25"	6.33"	U34RT	Brown	20	2-5/16"
YAB364N ▲	1	600 kcmil	—	5/8"	1.75"	3.00"	Straight	2.69"	0.25"	6.79"	U36RT	Green	22 or 472	2-3/4"
YAB394N ▲	1	750 kcmil	—	1/2"	1.75"	3.00"	Straight	2.88"	0.25"	7.15"	U39RT	Black	24	2-15/16"
YA444N	1	1000 kcmil	500	1/2"	1.75"	3.00"	Straight	3.00"	0.23"	7.14"	P44RT	White	27	3-1/16"
YA454N	1	1250 kcmil	—	1/2"	1.75"	3.00"	Straight	3.19"	0.30"	7.44"	P45RT	Yellow	29	3-1/4"
YA464N	1	1500 kcmil	—	1/2"	1.75"	3.00"	Straight	3.19"	0.34"	7.55"	P46RT	Green	31	3-1/4"
YA474N	1	1750 kcmil	—	1/2"	1.75"	2.90"	Straight	3.44"	0.42"	6.13"	‡L47RT	Gray	33	3-1/2"
YA484N	1	2000 kcmil	—	1/2"	1.75"	3.10"	Straight	3.44"	0.46"	7.98"	‡L48RT	Brown	34	3-1/2"
YA4864N	1	2500 kcmil	—	1/2"	1.75"	3.46"	Straight	4.69"	0.52"	9.38"	‡L486RT	—	—	4-3/4"

* Use PUADP-1 adaptor with U dies in Y46 HYPRESS™
** P dies for use with Y46 HYPRESS™ only. PUADP-1 adaptor not required

*** The MM² conductor sizes listed are for Class 2 conductor. For applications greater than 2000 Volts, consult cable manufacturer for voltage stress relief instructions
Available undrilled. Add suffix U to catalog number (example YA444NU)

‡ Requires Y60BHU HYPRESS™
▲ Not UL Listed
Note: All dimensions shown are for reference only

Blue highlighted items are industry standard and most frequently ordered.

ONE HOLE HYLUG™ FLEX CONDUCTOR STANDARD BARREL

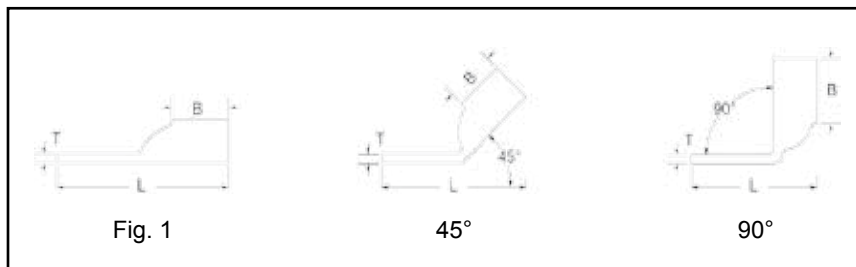
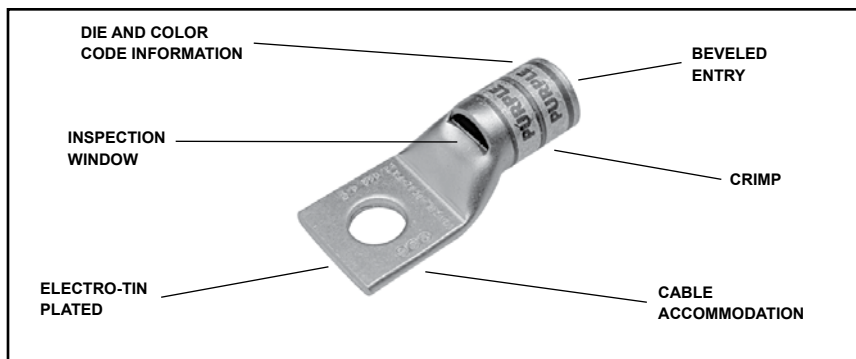
C-48

TYPES YA-L, YA-L-FX, YAV,
YAV-L-FX

COPPER COMPRESSION TERMINAL

UL Listed 90° C,
600 Volts to 35 kV ♦

45° and 90° angles are available.
Please contact Customer Service to order:
1-800-346-4175



Catalog Number	Fig #	Conductor		Stud Hole Size	Tongue Width	Figure Dimensions			▲ Installation Tooling							
		AWG	*** MM ²			(B)	(T)	(L)	Dieless (# of crimps)	Mechanical		Hydraulic		Color Code	Die Index	Wire Strip Length
										MD6, OUR840, MD7-34R	BCT500HS, Y500CTHS	Y35, Y39, Y750, Y46*, PAT750				
YA8CL-BOX	1	#8 Weld 37/24	**	#8 - #10	0.41"	0.44"	0.08"	1.16"	Y1MRTC (1) MY29-3 (1) MY29-11 (1) MRC840 (1) Y4PC834(1) Y8MRB-1 (1) Y81KFT (1)	W8CVT (1) W8CRT (1) X8CRT (1)	W8CVT (1) W8CRT (1) X8CRT (1)	U8CRT (1)	Red	49	7/16"	
YA8C-L1-BOX				1/4"	0.44"	0.44"	0.08"	1.26"								
YA8C-L2-BOX		#8 AWG	**	5/16"	0.52"	0.44"	0.06"	1.38"								
YA8C-L3-BOX		#6 Sol.	10	3/8"	0.58"	0.44"	0.06"	1.51"								
YA8C-L4-BOX		#8 Sol.	10	1/2"	0.71"	0.44"	0.05"	1.76"								
YAV6CL-TC10-FX	1	61/24 #6 Weld #6 AWG	**	#10	0.48"	0.50"	0.08"	1.30"	Y1MRTC (1) MY29-11 (1) MRC840 (1) Y644HSXT (1) Y81KFT (1)	W5CVT (1) W5CRT (1) X5CRT (1)	W5CVT (1) W5CRT (1) X5CRT (1)	U5CRT (1)	Blue	7	1/2"	
YAV6CL-TC14-FX				1/4"	0.48"	0.50"	0.08"	1.43"								
YAV6CL-TC516-FX				5/16"	0.52"	0.50"	0.07"	1.49"								
YAV6CL-TC38-FX				3/8"	0.58"	0.50"	0.06"	1.61"								
YAV6CL-TC12-FX				1/2"	0.75"	0.50"	0.12"	1.86"								
YAV6CL-TC34-FX				3/4"	1.04"	0.50"	0.09"	2.66"								
YAV4CL-TC10-FX	1	91/24 105/24 #4 Weld #4AWG	—	#10	0.55"	0.50"	0.09"	1.32"	Y1MRTC (2) Y644HSXT (1) MY29-11 (1) Y81KFT (1) PAT4PC834 (1) Y4PC834 (1) PAT81KFT-18V (1)	W4CVT (1) W4CRT (1) X4CRT (1)	W4CVT (1) W4CRT (1) X4CRT (1)	U4CRT (1)	Gray	8	1/2"	
YAV4CL-TC14-FX				1/4"	0.55"	0.50"	0.09"	1.44"								
YAV4CL-TC516-FX				5/16"	0.55"	0.50"	0.09"	1.51"								
YAV4CL-TC38-FX				3/8"	0.58"	0.50"	0.08"	1.67"								
YAV4CL-TC12-FX				1/2"	0.71"	0.50"	0.07"	1.92"								
YAV2CL-TC10-FX	1	125/24 150/24 #2 Weld #2 AWG	35	#10	0.68"	0.63"	0.10"	1.50"	PAT81KFT-18V (1)	W2CVT (1) W2CRT (1) X2CRT (1)	W2CVT (1) W2CRT (1) X2CRT (1)	U2CRT (1)	Brown	10	11/16"	
YAV2CL-TC14-FX				1/4"	0.68"	0.63"	0.10"	1.62"								
YAV2CL-TC516-FX				5/16"	0.68"	0.63"	0.10"	1.69"								
YAV2CL-TC38-FX				3/8"	0.68"	0.63"	0.10"	1.81"								
YAV2CL-TC12-FX				1/2"	0.73"	0.63"	0.09"	2.12"								

* Use PUADP-1 adapter with U dies in Y46 HYPRESS™

** The MM² conductor size listed is for both Class 2 and Class 5 conductors

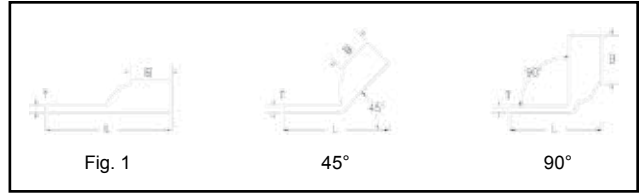
*** The MM² conductor sizes listed are the recommendations for Class 5 conductor

▲ See tooling section of this catalog for complete tool and die listings. Use only color-coded die recommendations for -FX connectors. For nest/indenter system contact factory

♦ For applications greater than 2000 Volts consult cable manufacturer for voltage stress relief instructions
Note: All dimensions shown are for reference only

Blue highlighted items are industry standard and most frequently ordered.

**ONE HOLE HYLUG™
FLEX CONDUCTOR
STANDARD BARREL**
(Continued)



UL Listed 90° C,
600 Volts to 35kV ♦

45° and 90° angles are available.
Please contact Customer Service to order:
1-800-346-4175



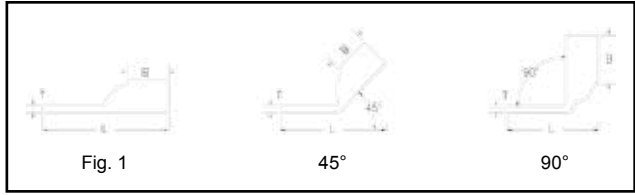
C-49

Catalog Number	Fig #	Conductor		Stud Hole Size	Tongue Width	Figure Dimensions			▲ Installation Tooling						
		AWG	MM²			Dieless (# of crimps)	Mechanical		Hydraulic		Color Code	Die Index	Wire Strip Length		
							MD6, OUR840, MD7-34R	BCT500HS, Y500CTHS	Y35, Y39 Y750, Y46* PAT750						
YAV1CL-TC10-FX	1	175/24 225/24 #1 Weld #1 AWG	—	#10	0.75"	0.62"	0.12"	1.52"	Y644HSXT (1) MY29-11 (1) PAT644XT-18V (1) Y81KFT (1) PAT4PC834 (1) Y4PC834 (1) PAT81KFT (1)	W1CVT (1) W1CRT-1 (1) X1CRT-1 (1)	W1CVT (1) W1CRT-1 (1) X1CRT-1 (1)	U1CRT-1 (1)	Green	11	11/16"
YAV1CL-TC14-FX				1/4"	0.75"	0.62"	0.12"	1.65"							
YAV1CL-TC516-FX				5/16"	0.75"	0.62"	0.12"	1.71"							
YAV1CL-TC38-FX				3/8"	0.75"	0.62"	0.12"	1.84"							
YAV1CL-TC12-FX				1/2"	0.75"	0.62"	0.12"	2.09"							
YAV25L-TC14-FX	1	275/24 1/0 Weld 1/0 AWG	50	1/4"	0.83"	0.69"	0.12"	1.75"	Y644HSXT (1) MY29-11 (1) PAT644XT-18V (1) Y81KFT (1) PAT4PC834 (1) Y4PC834 (1) PAT81KFT (1)	W25VT (2) W25RT (2) X25RT (2)	W25VT (2) W25RT (2) X25RT (2)	U25RT (1)	Pink	12	11/16"
YAV25L-TC516-FX				5/16"	0.83"	0.69"	0.12"	1.81"							
YAV25L-TC38-FX				3/8"	0.83"	0.69"	0.12"	1.94"							
YAV25L-TC12-FX				1/2"	0.83"	0.69"	0.12"	2.19"							
YAV26L-TC10-FX	1	325/24 2/0 Weld 2/0 AWG	70	#10	0.93"	0.81"	0.13"	1.80"	Y644HSXT (1) MY29-11 (1) PAT644XT-18V (1) Y81KFT (1) PAT4PC834 (1) Y4PC834 (1) PAT81KFT (1)	W26VT (2) W26RT (2) X26RT (2)	W26VT (2) W26RT (2) X26RT (2)	U26RT (1)	Black	13	13/16"
YAV26L-TC14-FX				1/4"	0.93"	0.81"	0.13"	1.92"							
YAV26L-TC516-FX				5/16"	0.93"	0.81"	0.13"	1.98"							
YAV26L-TC38-FX				3/8"	0.93"	0.81"	0.13"	2.11"							
YAV26L-TC12-FX				1/2"	0.93"	0.81"	0.13"	2.36"							
YAV26L-TC58-FX				5/8"	0.93"	0.81"	0.13"	2.61"							
YAV26L-TC34-FX	3/4"	1.10"	0.81"	0.11"	2.89"										
YAV27L-TC10-FX	1	450/24 3/0 Weld 3/0 AWG	95	#10	1.03"	1.00"	0.14"	2.03"	Y644HSXT (1) MY29-11 (1) PAT644XT-18V (1) Y81KFT (2) PAT4PC834 (2) Y4PC834 (2) PAT81KFT (2)	W27VT (2) W27RT (2) X27RT (3)	W27VT (2) W27RT (2) X27RT (3)	U27RT (1)	Orange	14	1"
YAV27L-TC14-FX				1/4"	1.03"	1.00"	0.14"	2.15"							
YAV27L-TC516-FX				5/16"	1.03"	1.00"	0.14"	2.21"							
YAV27L-TC38-FX				3/8"	1.03"	1.00"	0.14"	2.34"							
YAV27L-TC12-FX				1/2"	1.03"	1.00"	0.14"	2.59"							
YAV28L-TC14-FX	1	550/24 4/0 Weld 4/0 AWG	120	1/4"	1.14"	1.03"	0.15"	2.23"	Y644HSXT (1) MY29-11 (1) PAT644XT-18V (1) Y81KFT (2) PAT4PC834 (2) Y4PC834 (2) PAT81KFT (2)	W28VT (2) W28RT (2) X28RT (3)	W28VT (2) W28RT (2) X28RT (3)	U28RT (1)	Purple	15	1-1/16"
YAV28L-TC516-FX				5/16"	1.14"	1.03"	0.15"	2.29"							
YAV28L-TC38-FX				3/8"	1.14"	1.03"	0.15"	2.42"							
YAV28L-TC12-FX				1/2"	1.14"	1.03"	0.15"	2.67"							
YAV28L-TC58-FX				5/8"	1.14"	1.03"	0.15"	2.92"							
YAV28L-TC34-FX				3/4"	1.14"	1.03"	0.15"	3.11"							
YAV29L-TC14-FX	1	550/24 4/0 Weld	—	1/4"	1.18"	1.03"	0.16"	2.23"	Y644HSXT (1) MY29-11 (1) PAT644XT-18V (1) Y81KFT (2) PAT4PC834 (2) Y4PC834 (2) PAT81KFT (2)	W29VT (2) W29RT (2) X29RT (4)	W29VT (2) W29RT (2) X29RT (4)	U29RT (1)	Yellow	16	1-1/16"
YAV29L-TC516-FX				5/16"	1.18"	1.03"	0.16"	2.30"							
YAV29L-TC38-FX				3/8"	1.18"	1.03"	0.16"	2.42"							
YAV29L-TC12-FX				1/2"	1.18"	1.03"	0.16"	2.67"							
YAV29L-TC58-FX				5/8"	1.18"	1.03"	0.16"	2.92"							
YAV29L-TC34-FX				3/4"	1.18"	1.03"	0.16"	3.11"							

* Use PUADP-1 adapter with U dies in Y46 HYPRESS™
 ** The MM² conductor size listed is for both Class 2 and Class 5 conductors
 *** The MM² conductor sizes listed are the recommendations for Class 5 conductor
 ▲ See tooling section of this catalog for complete tool and die listings. Use only color-coded die recommendations for -FX connectors. For nest/indenter system contact factory
 ♦ For applications greater than 2000 Volts consult cable manufacturer for voltage stress relief instructions
Note: All dimensions shown are for reference only

Blue highlighted items are industry standard and most frequently ordered.

ONE HOLE HYLUG™ FLEX CONDUCTOR STANDARD BARREL (Continued)



C-50

UL Listed 90° C,
600 Volts to 35kV ♦

45° and 90° angles are available.
Please contact Customer Service to order:
1-800-346-4175



Catalog Number	Fig #	Conductor		Stud Hole Size	Tongue Width	Figure Dimensions			▲ Installation Tooling										
		AWG	MM²			(B)	(T)	(L)	Dieless (# of crimps)	Mechanical		Hydraulic		Color Code	Die Index	Wire Strip Length			
										MD6, OUR840, MD7-34R	BCT500HS, Y500CTHS	Y35, Y39, Y750, Y46*, PAT750							
YA30L-TC516-FX	1	250 Flex CLASS G 259 Str. CLASS H 427 Str.	—	5/16"	1.20"	1.03"	0.16"	2.31"	Y644HSXT (1) PAT644XT-18V (1) Y81KFT (2) PAT4PC834 (2) Y4PC834 (2) PAT81KFT (2)	W29VT (2) X29RT (4)	W29VT (2) W29RT (2) X29RT (4)	U29RT (1)	Yellow	16	1-1/8"				
YA30L-TC38-FX				3/8"	1.20"	1.03"	0.16"	2.44"											
YA30L-TC12-FX				1/2"	1.20"	1.03"	0.16"	2.69"											
YA30L-TC58-FX				5/8"	1.20"	1.03"	0.16"	2.94"											
YA30L-TC34-FX				3/4"	1.20"	1.03"	0.16"	3.12"											
YA31L-TC14-FX	1	250 Flex 637/24 CLASS I, K, M	150	1/4"	1.29"	1.06"	0.18"	2.31"	Y644HSXT (1) PAT644XT-18V (1) Y81KFT (2) PAT4PC834 (2) Y4PC834 (2) PAT81KFT (2)	W30VT (2)	W30VT (2) W30RT (2)	U30RT (2)	White	17 or 298	1-1/8"				
YA31L-TC516-FX				5/16"	1.29"	1.06"	0.18"	2.37"											
YA31L-TC38-FX				3/8"	1.29"	1.06"	0.18"	2.50"											
YA31L-TC12-FX				1/2"	1.29"	1.06"	0.18"	2.75"											
YA31L-NT12-FX				1/2"	0.96"	1.06"	0.18"	2.75"											
YA31L-TC58-FX				5/8"	1.29"	1.06"	0.18"	3.00"											
YA31L-TC34-FX	3/4"	1.29"	1.06"	0.18"	3.19"	1	313 kcmil 775/24 300 Flex	185	3/8"	1.40"	1.19"	0.19"	2.68"	W31VT (2)	W31VT (2) W31RT (2)	U31RT (2)	Red	18 or 324	1-1/4"
YA32L-TC38-FX	1/2"	1.40"	1.19"	0.19"	2.93"														
YA32L-TC12-FX	5/8"	1.40"	1.19"	0.19"	3.18"														
YA32L-TC58-FX	1"	1.74"	1.19"	0.27"	3.87"														
YA32L-TC100-FX	1	373.7 kcmil 925/24 350 FLEX	240	5/16"	1.55"	1.27"	0.23"	2.74"	Y644HSXT (1) PAT644XT-18V (1) Y81KFT (2) PAT4PC834 (3) Y4PC834 (3) PAT81KFT (3)	W32VT (2)	W32VT (2) W32RT (2)	U32RT (2)	Blue	19 or 470	1-5/16"				
YA34L-TC38-FX				3/8"	1.55"	1.27"	0.23"	2.87"											
YA34L-TC12-FX				1/2"	1.55"	1.27"	0.23"	3.12"											
YA34L-TC58-FX				5/8"	1.55"	1.27"	0.23"	3.37"											
YA36L-TC12-FX	1	444.4 kcmil 450 Flex 1100/24	—	1/2"	1.74"	1.38"	0.27"	3.29"	—	—	U34RT (2)	Brown	20 or 299	1-3/8"					
YA36L-TC58-FX				5/8"	1.74"	1.38"	0.27"	3.54"											
YA38L-TC516-FX	1	535.3 kcmil 1325/24 500 Flex	300	5/16"	1.84"	1.45"	0.27"	3.03"	Y644HSXT (1) PAT644XT-18V (1) Y81KFT (2) PAT4PC834 (3) Y4PC834 (3) PAT81KFT (3)	—	—	U38XRT (2)	Pink	L99	1-7/16"				
YA38L-TC38-FX				3/8"	1.84"	1.45"	0.27"	3.34"											
YA38L-TC12-FX				1/2"	1.84"	1.45"	0.27"	3.41"											
YA38L-TC58-FX				5/8"	1.84"	1.45"	0.27"	3.66"											
YA40L-TC516-FX	1	646 kcmil 1600/24	400	5/16"	1.98"	1.42"	0.30"	3.05"	—	—	U39RT (2)	Black	24	1-7/16"					
YA40L-TC38-FX				3/8"	1.98"	1.42"	0.30"	3.38"											
YA40L-TC12-FX				1/2"	1.98"	1.42"	0.30"	3.43"											
YA40L-TC58-FX				5/8"	1.98"	1.42"	0.30"	3.68"											
YA44L-TC12-FX	1	777.7 kcmil 1925/24	500	1/2"	2.19"	1.65"	0.33"	3.79"	—	—	U44XRT (2)	Yellow	L115	1-5/8"					
YA44L-TC58-FX				5/8"	2.19"	1.65"	0.33"	4.04"											

* Use PUADP-1 adapter with U dies in Y46 HYPRESS™
 ** The MM² conductor size listed is for both Class 2 and Class 5 conductors
 *** The MM² conductor sizes listed are the recommendations for Class 5 conductor

▲ See tooling section of this catalog for complete tool and die listings. Use only color-coded die recommendations for -FX connectors. For nest/indenter system contact factory.

♦ For applications greater than 2000 Volts consult cable manufacturer for voltage stress relief instructions.
Note: All dimensions shown are for reference only.

Blue highlighted items are industry standard and most frequently ordered.

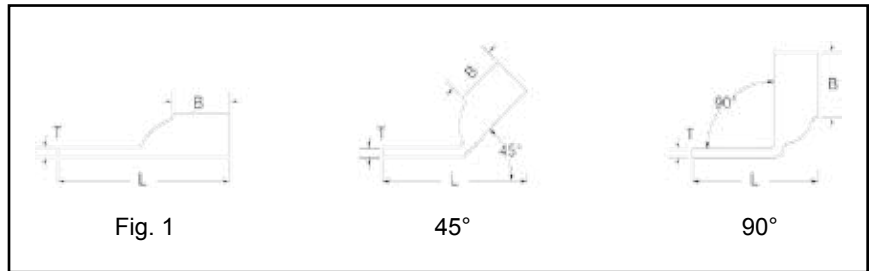
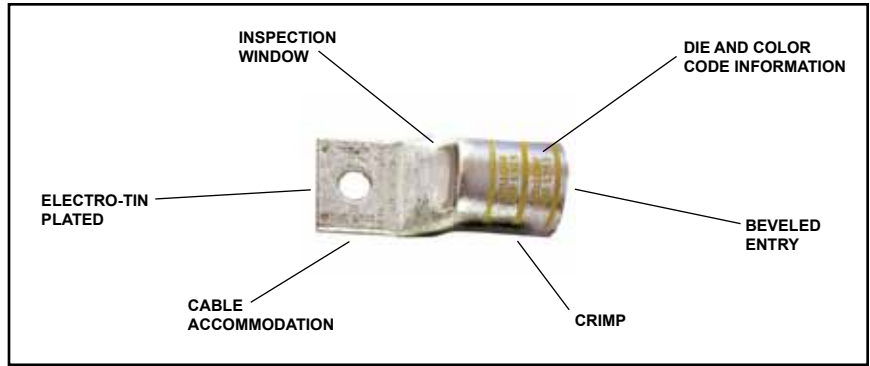
**ONE HOLE HYLUG™
FLEX CONDUCTOR
STANDARD BARREL
NARROW TONGUE**

TYPE YAV-L-NTFX

**COPPER COMPRESSION
NARROW TONGUE
TERMINAL**

UL Listed 90° C,
600 Volts to 35 kV ♦

45° and 90° angles are available.
Please contact Customer Service to order:
1-800-346-4175



C-51

Catalog Number	Fig #	Conductor		Stud Hole Size	Tongue Width	Figure Dimensions			Dieless (# of crimps)	Installation Tooling				Wire Strip Length		
		AWG	*** MM²			(B)	(T)	(L)		Mechanical		Hydraulic			Color Code	Die Index
										MD6, OUR840, MD7-34R	BCT500HS, Y500CTHS	Y35, Y39 Y750, Y46* PAT750				
YAV4CLNT10FX	1	#4 AWG #4 Weld 91/24 105/24	—	#10	0.41"	0.50"	0.09"	1.32"	Y1MRTC (2) MY29-11 (1) Y81KFT (1)	W4CRT (1) W4CVT (1) X4CRT (1)	W4CRT (1) W4CVT (1) X4CRT (1)	U4CRT (1)	Gray	8	1/2"	
YAV2CLNT14FX	1	#2 AWG #2 Weld 125/24 150/24	35	1/4"	0.46"	0.63"	0.10"	1.71"	Y81KFTMBH (1) PAT81KFT-18V (1) Y644HSXT (1)	W2CRT (1) W2CVT (1) X2CRT (1)	W2CVT (1) W2CRT (1) X2CRT (1)	U2CRT (1)	Brown	10	11/16"	
YAV2CLNT516FX				5/16"	0.44"	0.63"	0.10"	1.78"		W2CRT (1) W2CVT (1) X2CRT (1)	W2CVT (1) W2CRT (1) X2CRT (1)	U2CRT (1)	Brown	10	11/16"	
YAV25LNT14FX	1	1/0 AWG 1/0 Weld 275/24	50	1/4"	0.67"	0.69"	0.12"	1.75"	MY29-11 (1) Y644HSXT (1) Y81KFT (1) Y81KFTMBH (1) PAT81KFT-18V (1)	W25VT (2) W25RT (2) X25RT (2)	W25VT (2) W25RT (2) X25RT (2)	U25RT (1)	Pink	12	11/16"	
YAV25LNT516FX				5/16"	0.67"	0.69"	0.12"	1.81"		W25VT (2) W25RT (2) X25RT (2)	W25VT (2) W25RT (2) X25RT (2)	U25RT (1)	Pink	12	11/16"	
YAV25LNT38FX				3/8"	0.76"	0.69"	0.13"	1.94"		W25VT (2) W25RT (2) X25RT (2)	W25VT (2) W25RT (2) X25RT (2)	U25RT (1)	Pink	12	11/16"	
YAV26LNT516FX	1	2/0 AWG 2/0 Weld 325/24	70	1/4"	0.90"	0.81"	0.13"	1.98"	MY29-11 (1) Y644HSXT (1) Y81KFT (1) Y81KFTMBH (1) PAT81KFT-18V (1)	W26VT (2) W26RT (2) X26RT (2)	W26VT (2) W26RT (2) X26RT (2)	U26RT (1)	Black	13	13/16"	
YAV26LNT38FX				3/8"	0.90"	0.81"	0.13"	2.11"		W26VT (2) W26RT (2) X26RT (2)	W26VT (2) W26RT (2) X26RT (2)	U26RT (1)	Black	13	13/16"	
YAV26LNT12FX				1/2"	0.87"	0.81"	0.13"	2.36"		W26VT (2) W26RT (2) X26RT (2)	W26VT (2) W26RT (2) X26RT (2)	U26RT (1)	Black	13	13/16"	
YAV27LNT12FX	1	3/0 AWG 3/0 Weld 450/24	—	1/2"	0.76"	1.00"	0.14"	2.59"	Y81KFTMBH (1) PAT81KFT-18V (1)	W27VT (2) W27RT (2) X27RT (3)	W27VT (2) W27RT (2) X27RT (3)	U27RT (1)	Orange	14	1-1/16"	
YAV28LNT516FX	1	4/0 AWG 4/0 Weld 550/24	—	5/16"	0.94"	1.03"	0.15"	2.29"	MY29-11 (1) Y644HSXT (1) Y81KFT (1) Y81KFTMBH (1) PAT81KFT-18V (1)	W28VT (2) W28RT (2) X28RT (3)	W28VT (2) W28RT (2) X28RT (3)	U28RT (1)	Purple	15	1-1/16"	
YAV28LNT38FX				3/8"	0.94"	1.03"	0.15"	2.42"		W28VT (2) W28RT (2) X28RT (3)	W28VT (2) W28RT (2) X28RT (3)	U28RT (1)	Purple	15	1-1/16"	
YAV28LNT12FX				1/2"	0.76"	1.03"	0.15"	2.67"		W28VT (2) W28RT (2) X28RT (3)	W28VT (2) W28RT (2) X28RT (3)	U28RT (1)	Purple	15	1-1/16"	

Consult cable manufacturers for stress relief instructions
♦ For applications greater than 2000 Volts consult cable manufacturer for voltage stress relief instructions
* Use PUADP-1 adaptor with U dies in Y46 HYPRESS™

*** The MM² conductor sizes Listed are the recommendations for CLASS 5 conductor
▲ See tooling section of this catalog for complete tool and die listings. Use ONLY color-coded die recommendations for -FX connectors

Note: All dimensions shown are for reference only.

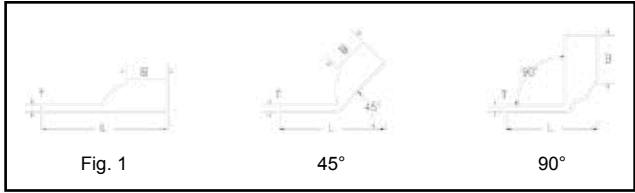
Blue highlighted items are industry standard and most frequently ordered.

Compression Connections

BURNDY®

Copper Compression — Flex — Standard Barrel — Narrow Tongue

ONE HOLE HYLUG™ FLEX CONDUCTOR STANDARD BARREL NARROW TONGUE (Continued)



C-52

UL Listed 90° C,
600 Volts to 35 kV ♦

45° and 90° angles are available.
Please contact Customer Service to order:
1-800-346-4175



Catalog Number	Fig #	Conductor		Stud Hole Size	Tongue Width	Figure Dimensions			Dieless (# of crimps)	Installation Tooling				Wire Strip Length	
		AWG	*** MM²			(B)	(T)	(L)		Mechanical	Hydraulic		Color Code		Die Index
										MD6, OUR840, MD7-34R	BCT500HS, Y500CTS	Y35, Y39 Y750, Y46* PAT750			
YA30LNT516FX	3	250 Flex 637/24	150	5/16"	0.96"	1.03"	0.15"	2.48"	Y644HSXT (1) Y81KFT (2) Y81KFTMBH (2) PAT81KFT-18V (2)	W29VT (2) X29RT (2)	W29VT (2) W29RT (2) X29RT (2)	U29RT (2)	Yellow	16	1-1/8"
YA31L-NT12-FX	1	250 Flex 637/24 CLASS I, K, M	150	1/2"	0.96"	1.06"	0.18"	2.75"	PAT644XT-18V (1) Y81KFT (2) PAT4PC834 (2) Y4PC834 (2) PAT81KFT (2)	W30VT (2)	W30VT (2) W30RT (2)	U30RT (2)	White	17	1-1/8"
YA32LNT516FX	1	313.1 kcmil 775/24	185	5/16"	0.96"	1.19"	0.19"	2.65"	Y644HSXT (1) Y81KFT (2) Y81KFTMBH (2) PAT81KFT-18V (2)	W31VT (2)	W31VT (2) W31RT (2)	U31RT (2)	Red	18	1-1/4"
YA32LNT38FX		3/8"		0.96"	1.19"	0.19"	2.68"								
YA38LNT12FX	1	535.3 kcmil 1325/24	300	1/2"	1.63"	1.45"	0.27"	3.41"	Y644HSXT (1) Y81KFT (2) Y81KFTMBH (2) PAT81KFT-18V (2)	—	—	U38XRT (2)	Pink	L99	1-7/16"
YA38LNTM20FX		M20		1.63"	1.45"	0.27"	3.84"								
YA40LENT12FX	1	646 WELD 1600/24 650 kcmil CLASS B,C,D,G,H,I,K,M	—	1/2"	1.35"	1.42"	0.30"	3.43"	Y644M (1) PAT644 (1) Y81KFT (2) PAT81KFT (3) Y4PC834 (3) PAT4PC834 (3)	—	—	U39RT (2)	Black	24	1-5/16"
YA44LNT38FX	1	777.7 kcmil 1925/24	500	3/8"	1.50"	1.65"	0.33"	3.79"	Y644HSXT (1) Y81KFT (2) Y81KFTMBH (2) PAT81KFT-18V (2)	—	—	U44XRT (2)	Yellow	L115	1-5/8"
YA44LNT12FX		1/2"		1.62"	1.65"	0.33"	3.98"								

Consult cable manufacturers for stress relief instructions
♦ For applications greater than 2000 Volts consult cable manufacturer for voltage stress relief instructions
* Use PUADP-1 adaptor with U dies in Y46 HYPRESS™

*** The MM² conductor sizes Listed are the recommendations for CLASS 5 conductor
▲ See tooling section of this catalog for complete tool and die listings. Use ONLY color-coded die recommendations for -FX connectors.

Note: All dimensions shown are for reference only.

Blue highlighted items are industry standard and most frequently ordered.

US: 1-800-346-4175

www.burndy.com

Canada: 1-800-387-6487

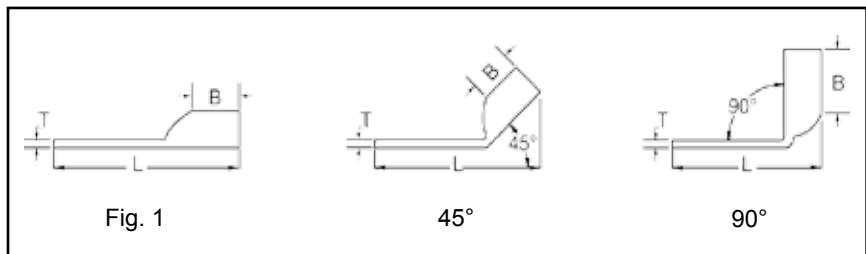
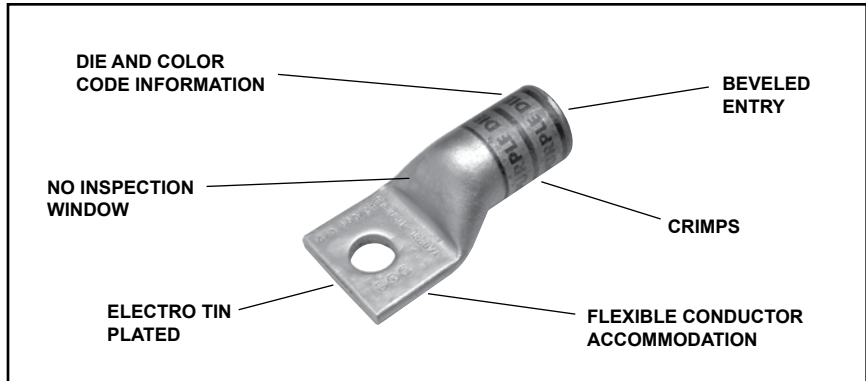
**ONE HOLE HYLUG™
FLEX CONDUCTOR
STANDARD BARREL
NO INSPECTION
WINDOW**

**TYPE YAG-L-TC
COPPER COMPRESSION
TERMINAL**



UL Listed 90° C,
600 Volts to 35 kV

45° and 90° angles are available.
Please contact Customer Service to order:
1-800-346-4175



C-53

Catalog Number	Fig #	Conductor		Stud Hole Size	Tongue Width	Figure Dimensions			Dieless (# of crimps)	▲ Installation Tooling				Wire Strip Length		
		AWG	MM²			(B)	(T)	(L)		Mechanical		Hydraulic			Color Code	Die Index
										MD6, OUR840, MD7-34R	BCT500HS, Y500CTHS	Y35, Y39, Y750 Y46*, PAT750				
YAG8CLTC14FX	1	37/24	10	1/4"	0.44"	0.44"	0.08"	1.32"	MY29-11 (1) Y1MRTC (1) Y81KFT (1)	W8CVT (1)	W8CRT (1)	U8CRT (1)	Red	49	1/2"	
YAG8CLTC516FX		#8 Weld		5/16"	0.52"	0.44"	0.06"	1.38"		W8CRT (1)	W8CRT (1)					
YAG8CLTC12FX		#8 Sol #8 AWG		1/2"	0.71"	0.44"	0.05"	1.76"		X8CRT (1)	X8CRT (1)					
YAG6CLTC14FX	1	61/24	16	1/4"	0.48"	0.50"	0.08"	1.43"	Y81KFTMBH (1) PAT81KFT-18V (1)	W5CVT (1)	W5CRT (1)	U5CRT (1)	Blue	7	1/2"	
YAG6CLTC516FX		#6 Weld		5/16"	0.52"	0.50"	0.07"	1.49"		W5CRT (1)	W5CRT (1)					
YAG6CLTC38FX		#6 AWG		3/8"	0.58"	0.50"	0.06"	1.61"		X5CRT (1)	X5CRT (1)					
YAG6CLTC12FX		#6 AWG		1/2"	0.75"	0.50"	0.12"	1.86"		X5CRT (1)	X5CRT (1)					
YAG4CLTC14FX	1	91/24	—	1/4"	0.55"	0.50"	0.09"	1.48"	MY29-11 (1) Y1MRTC (2) Y81KFT (1)	W4CVT (1)	W4CRT (1)	U4CRT (1)	Gray	8	1/2"	
YAG4CLTC516FX		105/24		5/16"	0.55"	0.50"	0.09"	1.55"		W4CRT (1)	W4CRT (1)					
YAG4CLTC38FX		#4 AWG		3/8"	0.58"	0.50"	0.08"	1.67"		X4CRT (1)	X4CRT (1)					
YAG4CLTC12FX		#4 Weld		1/2"	0.71"	0.50"	0.07"	1.92"		X4CRT (1)	X4CRT (1)					
YAG2CLTC14FX	1	#2 AWG	35	1/4"	0.68"	0.63"	0.10"	1.64"	Y81KFTMBH (1) PAT81KFT-18V (1) Y644HSXT (1)	W2CVT (1)	W2CRT (1)	U2CRT (1)	Brown	10	11/16"	
YAG2CLTC516FX		#2 Weld		5/16"	0.68"	0.63"	0.10"	1.70"		W2CRT (1)	W2CRT (1)					
YAG2CLTC38FX		125/24		3/8"	0.68"	0.63"	0.10"	1.83"		X2CRT (1)	X2CRT (1)					
YAG2CLTC12FX		150/24		1/2"	0.73"	0.63"	0.09"	2.12"		X2CRT (1)	X2CRT (1)					
YAG1CLTC14FX	1	#1 AWG	—	1/4"	0.75"	0.62"	0.12"	1.67"	MY29-11(1) Y644HSXT (1) Y81KFT (1)	W1CVT (1)	W1CRT (1)	U1CRT-1 (1)	Green	11	11/16"	
YAG1CLTC516FX		#1 Weld		5/16"	0.75"	0.62"	0.12"	1.73"		W1CRT-1 (1)	W1CRT-1 (1)					
YAG1CLTC38FX		175/24		3/8"	0.75"	0.62"	0.12"	1.86"		X1CRT-1 (1)	X1CRT-1 (1)					
YAG1CLTC12FX		225/24		1/2"	0.75"	0.62"	0.12"	2.11"		X1CRT-1 (1)	X1CRT-1 (1)					
YAG25LTC14FX	1	1/0 AWG	50	1/4"	0.83"	0.69"	0.12"	1.77"	MY29-11(1) Y644HSXT (1) Y81KFT (1)	W25CVT (2)	W25VT (2)	U25RT (1)	Pink	12	11/16"	
YAG25LTC516FX		1/0 Weld		5/16"	0.83"	0.69"	0.12"	1.84"		W25CRT (2)	W25RT (2)					
YAG25LTC38FX		225/24		3/8"	0.83"	0.69"	0.12"	1.96"		X25CRT (2)	X25RT (2)					
YAG25LTC12FX		225/24		1/2"	0.83"	0.69"	0.12"	2.21"		X25CRT (2)	X25RT (2)					
YAG26LTC14FX	1	2/0 AWG	70	1/4"	0.93"	0.81"	0.13"	1.95"	Y81KFTMBH (1) PAT81KFT-18V (1)	W26VT (2)	W26VT (2)	U26RT (1)	Black	13	13/16"	
YAG26LTC516FX		2/0 Weld		5/16"	0.93"	0.81"	0.13"	2.01"		W26RT (2)	W26RT (2)					
YAG26LTC38FX		325/24		3/8"	0.93"	0.81"	0.13"	2.13"		X26RT (2)	X26RT (2)					
YAG26LTC12FX		325/24		1/2"	0.93"	0.81"	0.13"	2.38"		X26RT (2)	X26RT (2)					
YAG27LTC14FX	1	3/0 AWG	95	1/4"	1.03"	1.00"	0.14"	2.18"	Y81KFTMBH (1) PAT81KFT-18V (1)	W27VT (2)	W27VT (2)	U27RT (1)	Orange	14	1"	
YAG27LTC516FX		3/0 Weld		5/16"	1.03"	1.00"	0.14"	2.24"		W27RT (2)	W27RT (2)					
YAG27LTC38FX		450/24		3/8"	1.03"	1.00"	0.14"	2.37"		X27RT (3)	X27RT (3)					
YAG27LTC12FX		450/24		1/2"	1.03"	1.00"	0.14"	2.62"		X27RT (3)	X27RT (3)					

* Use PUADP-1 adapter with U dies in Y46 HYPRESS™
 ** The MM² conductor size referenced here is for Class 5 conductor

▲ See tooling section of this catalog for complete tool and die listings

Note: All dimensions shown are for reference only.

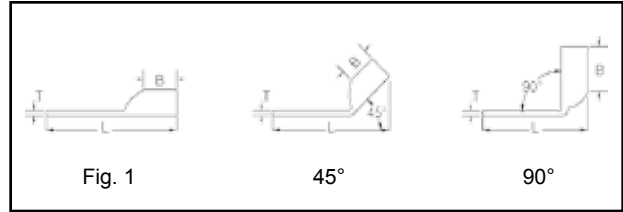
Blue highlighted items are industry standard and most frequently ordered.

Compression Connections

BURNDY®

Copper Compression — Flex — Standard Barrel — No Inspection Window

ONE HOLE HYLUG™ FLEX CONDUCTOR STANDARD BARREL NO INSPECTION WINDOW



C-54

(Continued)

45° and 90° angles are available.

Please contact Customer Service to order:

1-800-346-4175



UL Listed 90° C,
600 Volts to 35 kV

Catalog Number	Fig #	Conductor		Stud Hole Size	Tongue Width	Figure Dimensions			Dieless (# of crimps)	▲ Installation Tooling				Wire Strip Length		
		AWG	** MM²			(B)	(T)	(L)		Mechanical		Hydraulic			Color Code	Die Index
										MD6, OUR840, MD7-34R	BCT500HS, Y500CTHS	Y35, Y39, Y750, Y46* PAT750				
YAG28LTC14FX	1	4/0 AWG 4/0 Weld 550/24	—	1/4"	1.14"	1.03"	0.15"	2.26"	MY29-11 (1) Y644HSXT (1) Y81KFT (1) Y81KFTMBH (1) PAT81KFT-18V (1)	W28VT (2) W28RT (2) X28RT (3)	W28VT (2) W28RT (2) X28RT (3)	U28RT (1)	Purple	15	1-1/16"	
YAG28LTC516FX				5/16"	1.14"	1.03"	0.15"	2.32"								
YAG28LTC38FX				3/8"	1.14"	1.03"	0.15"	2.45"								
YAG28LTC12FX				1/2"	1.14"	1.03"	0.15"	2.70"								
YAG29LTC38FX	1	4/0 Weld 550/24	—	3/8"	1.18"	1.03"	0.16"	2.45"	Y644HSXT (1) Y81KFT (1) Y81KFTMBH (1) PAT81KFT-18V (1)	W29VT (2) X29RT (4)	W29VT (2) W29RT (2) X29RT (4)	U29RT (1)	Yellow	16	1-1/16"	
YAG29LTC12FX				1/2"	1.18"	1.03"	0.16"	2.70"								
YAG29LTC58FX				5/8"	1.18"	1.03"	0.16"	2.95"								
YAG30LTC38FX	1	250 Flex Class G 259 Str. Class H 427 Str.	—	3/8"	1.20"	1.03"	0.16"	2.47"	MY29-11 (1) Y644HSXT (1) Y81KFT (1) Y81KFTMBH (1) PAT81KFT-18V (1)	W29VT (2) X29RT (4)	W29VT (2) W29RT (2) X29RT (4)	U29RT (1)	Yellow	16	1-1/16"	
YAG30LTC12FX				1/2"	1.20"	1.03"	0.16"	2.72"								
YAG30LTC58FX				5/8"	1.20"	1.03"	0.16"	2.97"								
YAG31LTC14FX	1	250 Flex 637/24 Class I,K,M	150	1/4"	1.29"	1.06"	0.18"	2.35"	Y644HSXT (1) Y81KFT (1) Y81KFTMBH (1) PAT81KFT-18V (1)	W30VT (2)	W30VT (2) W30RT (2)	U30RT (2)	White	17	1-1/8"	
YAG31LTC516FX				5/16"	1.29"	1.06"	0.18"	2.41"								
YAG31LTC38FX				3/8"	1.29"	1.06"	0.18"	2.53"								
YAG31LTC12FX				1/2"	1.29"	1.06"	0.18"	2.78"								
YAG31LTC58FX				5/8"	1.29"	1.06"	0.18"	3.03"								
YAG32LTC12FX	1	313.1 kcmil 775/24 300 Flex	185	1/2"	1.40"	1.19"	0.19"	2.97"	Y644HSXT (1) Y81KFT (1) Y81KFTMBH (1) PAT81KFT-18V (1)	W31VT (2)	W31VT (2) W31RT (2)	U31RT (2)	Red	18	1-1/4"	
YAG32LTC58FX				5/8"	1.40"	1.19"	0.19"	3.22"								
YAG34LTC516FX	1	373.3 kcmil 925/24 350 Flex	240	5/16"	1.55"	1.27"	0.23"	2.78"	Y644HSXT (1) Y81KFT (1) Y81KFTMBH (1) PAT81KFT-18V (1)	W32VT (2)	W32VT (2) W32RT (2)	U32RT (2)	Blue	19	1-5/16"	
YAG34LTC38FX				3/8"	1.55"	1.27"	0.23"	2.91"								
YAG34LTC12FX				1/2"	1.55"	1.27"	0.23"	3.16"								
YAG34LTC58FX				5/8"	1.55"	1.27"	0.23"	3.41"								
YAG36LTC38FX	1	444.4 kcmil 1100/24 450 Flex	—	3/8"	1.73"	1.38"	0.27"	3.27"	—	—	U34RT (2)	Brown	20	1-3/8"		
YAG38LTC516FX	1	535.5 kcmil 1325/24 500 Flex	300	5/16"	1.84"	1.45"	0.27"	3.08"	—	—	U38XRT (2)	Pink	L99	1-7/16"		
YAG38LTC38FX				3/8"	1.84"	1.45"	0.27"	3.39"								
YAG38LTC12FX				1/2"	1.84"	1.45"	0.27"	3.46"								
YAG40LTC14FX	1	646 kcmil 1600/24 650 Flex	400	1/4"	1.96"	1.42"	0.30"	3.04"	Y644HSXT (1) Y81KFT (2) Y81KFTMBH (2) PAT81KFT-18V (2)	—	—	U39RT (2)	Black	24	1-5/16"	
YAG40LTC516FX				5/16"	1.96"	1.42"	0.30"	3.11"								
YAG40LTC38FX				3/8"	1.96"	1.42"	0.30"	3.42"								
YAG40LTC12FX				1/2"	1.96"	1.42"	0.30"	3.48"								
YAG44LTC516FX	1	777.7 kcmil 1925/24 750 Flex	500	5/16"	2.18"	1.65"	0.33"	3.81"	—	—	U44XRT (2)	Yellow	L115	1-5/8"		
YAG44LTC38FX				3/8"	2.18"	1.65"	0.33"	3.81"								
YAG44LTC12FX				1/2"	2.18"	1.65"	0.33"	3.85"								

* Use PUADP-1 adapter with U dies in Y46 HYPRESS™

▲ See tooling section of this catalog for complete tool and die listings

Note: All dimensions shown are for reference only.

** The MM² conductor size referenced here is for Class 5 conductor

Blue highlighted items are industry standard and most frequently ordered.

US: 1-800-346-4175

www.burndy.com

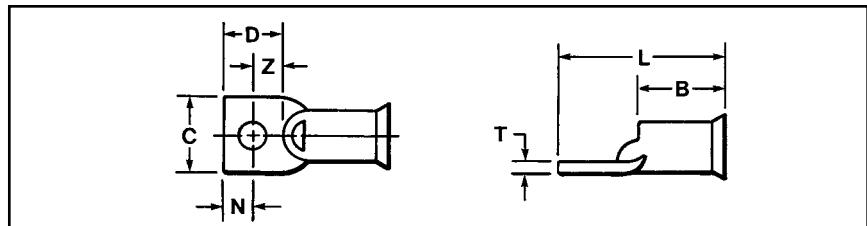
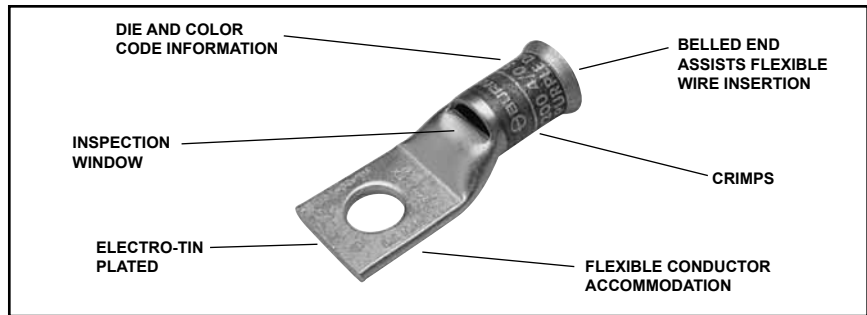
Canada: 1-800-387-6487

**ONE HOLE HYLUG™
FLEX CONDUCTOR
STANDARD BARREL
BELLED END**

TYPE YA-LB

**COPPER COMPRESSION
TERMINAL**

UL Listed 90° C,
600 Volts to 35kV ◆



C-55

Catalog Number	Flexible Conductor Size AWG/kcmil	Stranding Class (Size of Strand)					Locomotive Cable	Bolt Hole Size	Wire Strip Length	Installation Tooling	Dimensions						
		G	H	I (#24 Str.)	Battery Cable K (#30 Str.)	Welding Cable M (#34 Str.)					Dieless (# of crimps)	Die Index	B	L			
										Number of Strands							
YA8C-LB	8	49	133	41	168	420	37/24	#10	Y81KFT (1) Y81KFTMBH (1) PAT81KFT-18V (1)	1013	0.41"	1.12"					
YA5C-LB	6			63	266	665	61/24	1/4"		7/8"	1014	0.44"	1.73"				
YA4C-LB	5			84	336	836	91/24				5/16"	15/16"	1015	0.50"	1.73"		
YA3C-LB	4			105	420	1064	105/24	1016		0.55"			1.94"				
YA2C-LB	3			133	532	1323	125/24	1017		0.61"			1.97"				
YA1C-LB	2			161	665	1666	150/24	1018		0.68"			2.02"				
YA25-LB	1	133	259	210	836	2107	225/24	3/8"	1"	1019	0.75"	2.26"					
YA26-LB	1/0			266	1064	2646	275/24			1020	0.83"	2.61"					
YA27-LB	2/0			342	1323	3325	325/24			1-1/16"	1021	0.91"	2.67"				
YA28-LB	3/0			418	1666	4256	450/24				1022	1.02"	2.77"				
YA29-LB	4/0			—	—	—	—				1023	1.11"	2.82"				
YA30-LB	4/0			—	—	532	2107				5320	550/24	1/2"	1-1/8"	1024	1.20"	2.93"
YA31-LB	250			259	427	—	—			—	—	1-3/16"			1025	1.29"	3.31"
YA32-LB	250			—	—	—	—			—	—		5/8"	1 1/4"	1026	1.40"	3.56"
YA32-LB	262.2			—	—	637	2499			6384	650/24	1-7/16"			1027	1.52"	3.83"
YA34-LB	300			259	427	735	2989			7851	—				1-3/4"	1028	1.69"
YA34-LB	313.1	—	—	—	—	—	775/24	5/8"	1029	1.81"	4.27"						
YA34-LB	350	—	—	—	3458	8806	—		1-15/16"	Y81KFT (2) Y81KFTMBH (2) PAT81KFT-18V (2)	1030	1.89"	4.27"				
YA36-LB	373.7	—	—	—	—	—	925/24	1-15/16"			1031	1.95"	4.27"				
YA36-LB	400	259	427	980	—	—	—		1-15/16"	1032	2.17"	4.5"					
YA36-LB	444.4	—	—	—	—	—	1100/24	5/8"		1-15/16"	1030	1.89"	4.27"				
YA36-LB	450	—	—	1127	4522	11396	—		1-15/16"		1031	1.95"	4.27"				
YA38-LB	500	—	—	—	—	—	—	5/8"		1-15/16"	1029	1.81"	4.27"				
YA38-LB	535.3	—	—	—	—	—	1325/24		1-15/16"		Y81KFT (2) Y81KFTMBH (2) PAT81KFT-18V (2)	1030	1.89"	4.27"			
YA38-LB	550	427	703	1372	5054	—	—	1-15/16"		Y81KFT (2) Y81KFTMBH (2) PAT81KFT-18V (2)		1031	1.95"	4.27"			
YA39-LB	600	—	—	—	—	13664	—		1-15/16"		Y81KFT (2) Y81KFTMBH (2) PAT81KFT-18V (2)	1032	2.17"	4.5"			
YA40-LB	—	—	703	1470	—	14945	1600/24	1-15/16"		Y81KFT (2) Y81KFTMBH (2) PAT81KFT-18V (2)		1030	1.89"	4.27"			
YA44-LB	—	—	—	—	5985	—	—		1-15/16"		Y81KFT (2) Y81KFTMBH (2) PAT81KFT-18V (2)	1031	1.95"	4.27"			
YA44-LB	650	—	—	1596	—	—	—	1-15/16"		Y81KFT (2) Y81KFTMBH (2) PAT81KFT-18V (2)		1032	2.17"	4.5"			
YA44-LB	750	427	703	—	—	—	—		1-15/16"		Y81KFT (2) Y81KFTMBH (2) PAT81KFT-18V (2)	1030	1.89"	4.27"			
YA44-LB	777.7	—	—	—	—	—	1925/24	1-15/16"		Y81KFT (2) Y81KFTMBH (2) PAT81KFT-18V (2)		1031	1.95"	4.27"			

Note: All dimensions shown are for reference only.

Blue highlighted items are industry standard and most frequently ordered.

Compression Connections

BURNDY®

Copper Compression — Flex — Long Barrel — Inspection Window

ONE HOLE HYLUG™ FLEX CONDUCTOR LONG BARREL WITH INSPECTION WINDOW

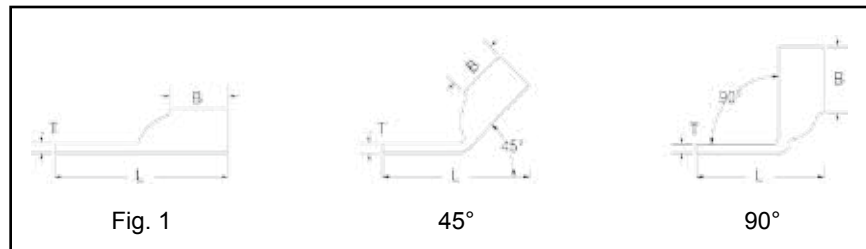
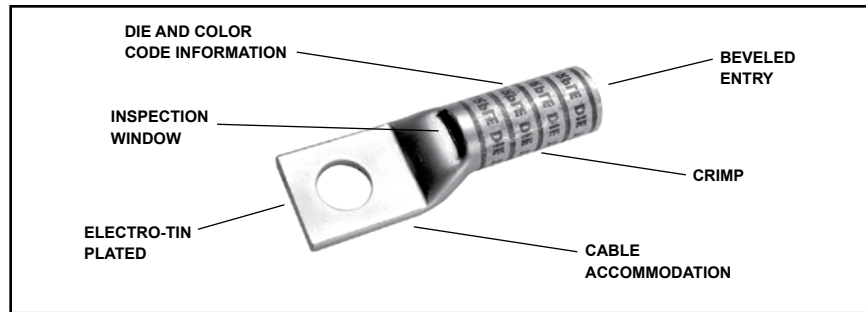
C-56

TYPES YAZ, YAZV

COPPER COMPRESSION TERMINAL

UL Listed 90° C,
600 Volts to 35kV ♦

45° and 90° angles are available.
Please contact Customer Service to order:
1-800-346-4175



Catalog Number	Fig #	Conductor		Stud Hole Size	Tongue Width	Figure Dimensions			Dieless (# of crimps)	▲ Installation Tooling				Wire Strip Length		
		AWG	MM²			(B)	(T)	(L)		Mechanical		Hydraulic			Color Code	Die Index
										MD6, OUR840, MD7-34R	BCT500HS, Y500CTHS	Y35, Y39 Y750, Y46* PAT750				
YAZ8CTC10	1	#8 AWG	10	#10	0.41"	0.75"	0.08"	1.43"	Y1MRTC (2) MY29-3 (2) MY29-11 (2) MRC840 (2) Y644HSXT (1) Y81KFT (1) Y81KFTMBH (1) PAT81KFT-18V (1)	W8CVT (2) W8CRT (2) X8CRT (2)	W8CVT (2) W8CRT (2) X8CRT (2)	U8CRT (2)	Red	49	13/16"	
YAZ8CTC14		#8 Weld		1/4"	0.44"	0.75"	0.08"	1.56"								
YAZ8CTC38		#6 Sol		3/8"	0.58"	0.75"	0.06"	1.75"								
YAZV6CTC14FX	1	61/24	**	1/4"	0.48"	0.75"	0.08"	1.59"	Y1MRTC (4) MY29-3 (2) MY29-11 (2) MRC840 (2) Y644HSXT (1) Y81KFT (1) Y81KFTMBH (1) PAT81KFT-18V (1)	W5CVT (2) W5CRT (2) X5CRT (2)	W5CVT (2) W5CRT (2) X5CRT (2)	U5CRT (2)	Blue	7 or 374	13/16"	
YAZV6CTC38FX		#6 Weld		3/8"	0.58"	0.75"	0.06"	1.77"								
YAZV4CTC14FX	1	91/24	—	1/4"	0.55"	1.25"	0.09"	2.19"	Y1MRTC (4) MY29-3 (2) MY29-11 (2) MRC840 (2) Y644HSXT (1) Y81KFT (1) Y81KFTMBH (1) PAT81KFT-18V (1)	W4CVT (2) W4CRT (2) X4CRT (2)	W4CVT (2) W4CRT (2) X4CRT (2)	U4CRT (2)	Gray	8 or 346	1-5/16"	
YAZV4CTC38FX		#4 Weld		3/8"	0.58"	1.25"	0.08"	2.42"								
YAZV2CTC14FX	1	125/24	35	1/4"	0.68"	1.38"	0.10"	2.37"	Y1MRTC (4) MY29-3 (2) MY29-11 (2) MRC840 (2) Y644HSXT (1) Y81KFT (1) Y81KFTMBH (1) PAT81KFT-18V (1)	W2CVT (2) W2CRT (2) X2CRT (2)	W2CVT (2) W2CRT (2) X2CRT (2)	U2CRT (2)	Brown	10	1-7/16"	
YAZV2CTC38FX		150/24		3/8"	0.68"	1.38"	0.10"	2.56"								
YAZV2CTC12FX		#2 Weld		1/2"	0.83"	1.38"	0.09"	2.87"								
YAZV1CTC14FX	1	174/24	—	1/4"	0.75"	1.38"	0.12"	2.40"	MY29-3 (2) MY29-11 (2) MRC840 (2) Y644HSXT (1) Y81KFT (1) Y81KFTMBH (1) PAT81KFT-18V (1)	W1CVT (2) W1CRT-1 (2) X1CRT-1 (2)	W1CVT (2) W1CRT-1 (2) X1CRT-1 (2)	U1CRT-1 (2)	Green	11 or 375	1-7/16"	
YAZV1CTC516FX		225/24		5/16"	0.75"	1.38"	0.12"	2.46"								
YAZV1CTC38FX		#1 Weld		3/8"	0.75"	1.38"	0.12"	2.59"								

* Use PUADP-1 adapter with U dies in Y46 HYPRESS™
 ** The MM² conductor size referenced here is for both Class 2 and Class 5 conductor
 *** The MM² conductor sizes listed are the recommendations for Class 5 conductor

▲ See tooling section of this catalog for complete tool and die listings. Use ONLY color-coded die recommendations for -FX connectors. For nest/indenter system contact factory

♦ For applications greater than 2000 Volts consult cable manufacturer for voltage stress relief instructions.
 Note: All dimensions shown are for reference only.

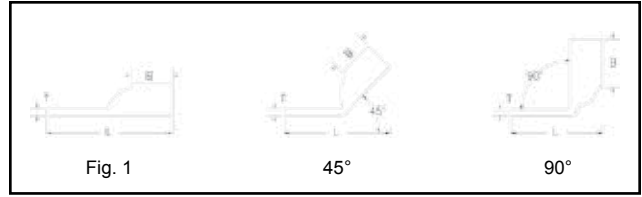
Blue highlighted items are industry standard and most frequently ordered.

US: 1-800-346-4175

www.burndy.com

Canada: 1-800-387-6487

**ONE HOLE HYLUG™
FLEX CONDUCTOR
LONG BARREL WITH
INSPECTION WINDOW**
(Continued)



45° and 90° angles are available.
Please contact Customer Service to order:
1-800-346-4175



C-57

UL Listed 90° C,
600 Volts to 35kV ◆

Catalog Number	Fig #	Conductor		Stud Hole Size	Tongue Width	Figure Dimensions			Dieless (# of crimps)	Installation Tooling					Wire Strip Length			
		AWG	MM²			(B)	(T)	(L)		Mechanical		Hydraulic		Color Code		Die Index		
										MD6, OUR840, MD7-34R	Y35, Y39 Y750, Y46 PAT750	BCT500HS, Y500CTHS	Y25RT (2)					
YAZV25TC14FX	1	275/24	50	1/4"	0.83"	1.50"	0.12"	2.56"	MY29-11 (2) Y644HSXT (1) Y81KFT (2) Y81KFTMBH (2) PAT81KFT-18V (2)	W25VT (4)	W25VT (4)	U25RT (2)	Pink	12 or 348	1-9/16"			
YAZV25TC38FX		1/0 Weld		3/8"	0.83"	1.50"	0.12"	2.75"		W25RT (4)	W25RT (4)							
YAZV25TC12FX		1/0 AWG		1/2"	0.83"	1.50"	0.12"	3.00"		X25RT (4)	X25RT (4)							
YAZV26TC14FX	1	325/24	70	1/4"	0.93"	1.50"	0.13"	2.61"		MY29-11 (2) Y644HSXT (1) Y81KFT (2) Y81KFTMBH (2) PAT81KFT-18V (2)	W26VT (4)	W26VT (4)	U26RT (2)	Black	13	1-9/16"		
YAZV26TC38FX		2/0 Weld		3/8"	0.93"	1.50"	0.13"	2.80"			W26RT (4)	W26RT (4)						
YAZV26TC12FX		2/0 AWG		1/2"	0.93"	1.50"	0.13"	3.05"			X26RT (4)	X26RT (4)						
YAZV27TC38FX	1	450/24	95	3/8"	1.03"	1.50"	0.14"	2.84"			MY29-11 (2) Y644HSXT (1) Y81KFT (2) Y81KFTMBH (2) PAT81KFT-18V (2)	W27VT (4)	W27VT (4)	U27RT (2)	Orange	14	1-9/16"	
YAZV28TC38FX	1	3/0 Weld		3/8"	0.94"	1.62"	0.14"	3.01"				W27RT (4)	W27RT (4)					
YAZV28TC12FX		3/0 AWG		1/2"	0.94"	1.62"	0.14"	3.26"				X27RT (6)	X27RT (6)					
YAZV28TC38FX	1	550/24	120	3/8"	1.14"	1.62"	0.14"	3.01"	MY29-11 (2) Y644HSXT (1) Y81KFT (2) Y81KFTMBH (2) PAT81KFT-18V (2)			W28VT (4)	W28VT (4)	U28RT (2)	Purple	15	1-11/16"	
YAZV28TC38FX		4/0 Weld		3/8"	1.14"	1.62"	0.14"	3.01"				W28RT (4)	W28RT (4)					
YAZV28TC12FX		4/0 AWG		1/2"	1.14"	1.62"	0.14"	3.26"				X28RT (4)	X28RT (4)					
YAZV29NT516FX	1	550/24	—	5/16"	0.96"	2.00"	0.16"	3.27"		MY29-11 (2) Y644HSXT (1) Y81KFT (2) Y81KFTMBH (2) PAT81KFT-18V (2)		W29VT (4)	W29VT (4)	U29RT (2)	Yellow	16	2-1/16"	
YAZV29NT516FX	4/0 Weld	—	5/16"	0.96"	2.00"	0.16"	3.27"	X29RT (8)				X29RT (8)						
YAZV29NT516FX	4/0 Weld	—	5/16"	0.96"	2.00"	0.16"	3.27"	X29RT (8)				X29RT (8)						
YAZ30TC38FX	1	250 Flex CLASS G 259 Str. CLASS H 427 Str.	—	3/8"	1.20"	2.00"	0.16"	3.41"			MY29-11 (2) Y644HSXT (1) Y81KFT (2) Y81KFTMBH (2) PAT81KFT-18V (2)	W29VT (4)	W29VT (4)	U29RT (2)	Yellow	16	2-1/16"	
YAZ30TC38FX	250 Flex	—	3/8"	1.20"	2.00"	0.16"	3.41"	X29RT (8)				X29RT (8)						
YAZ30TC38FX	250 Flex	—	3/8"	1.20"	2.00"	0.16"	3.41"	X29RT (8)				X29RT (8)						
YAZ31TC38FX	1	262.2 Flex 637/24 CLASS I,K,M	150	3/8"	1.28"	2.00"	0.18"	3.44"	MY29-11 (2) Y644HSXT (1) Y81KFT (2) Y81KFTMBH (2) PAT81KFT-18V (2)			W30VT (4)	W30VT (4)	U30RT (4)	White	17 or 298	2-1/16"	
YAZ31TC38FX	262.2 Flex	150	3/8"	1.28"	2.00"	0.18"	3.44"	W30RT (4)				W30RT (4)						
YAZ31TC38FX	262.2 Flex	150	3/8"	1.28"	2.00"	0.18"	3.44"	X30RT (4)				X30RT (4)						
YAZ32TC38FX	1	775/24 313.1 kcmil 300 Flex	185	3/8"	1.55"	2.12"	0.19"	3.61"		MY29-11 (2) Y644HSXT (1) Y81KFT (2) Y81KFTMBH (2) PAT81KFT-18V (2)		W31VT (4)	W31VT (4)	U31RT (4)	Red	18 or 324	2-3/16"	
YAZ32TC38FX	775/24	185	3/8"	1.55"	2.12"	0.19"	3.61"	W31RT (4)				W31RT (4)						
YAZ32TC38FX	775/24	185	3/8"	1.55"	2.12"	0.19"	3.61"	X31RT (4)				X31RT (4)						
YAZ34NT38FX	1	925/24	240	3/8"	0.96"	2.25"	0.23"	3.84"			MY29-11 (2) Y644HSXT (1) Y81KFT (2) Y81KFTMBH (2) PAT81KFT-18V (2)	W32VT (4)	W32VT (4)	U32RT (4)	Blue	19	2-5/16"	
YAZ34TC12FX		373.3 kcmil		240	3/8"	1.52"	2.25"	0.23"				4.09"	W32RT (4)					W32RT (4)
YAZ34TC38FX		350 Flex		240	1/2"	1.52"	2.25"	0.23"				3.84"	X32RT (4)					X32RT (4)
YAZ36TC38FX	1	1100/24 444.4 kcmil 450 Flex	—	3/8"	1.72"	2.69"	0.26"	4.54"	MY29-11 (2) Y644HSXT (1) Y81KFT (2) Y81KFTMBH (2) PAT81KFT-18V (2)			—	—	U34RT (4)	Brown	20 or 299	2-3/4"	
YAZ36TC38FX	1100/24	—	3/8"	1.72"	2.69"	0.26"	4.54"	—				—						
YAZ36TC38FX	1100/24	—	3/8"	1.72"	2.69"	0.26"	4.54"	—				—						
YAZ38NT38FX	1	1325/24	300	3/8"	1.63"	2.81"	0.27"	4.71"		MY29-11 (2) Y644HSXT (1) Y81KFT (2) Y81KFTMBH (2) PAT81KFT-18V (2)		—	—	U38XRT (4)	Pink	L99	2-7/8"	
YAZ38TC38FX		535.3 kcmil		300	3/8"	1.81"	2.81"	0.27"				4.71"	—					—
YAZ38NT12FX		500 Flex		300	1/2"	1.63"	2.81"	0.27"				4.77"	—					—
YAZ38TC12FX		500 Flex		300	1/2"	1.81"	2.81"	0.27"			4.77"	—	—					

* Use PUADP-1 adapter with U dies in Y46 HYPRESS™
 ** The MM² conductor size referenced here is for both Class 2 and Class 5 conductor
 *** The MM² conductor sizes listed are the recommendations for Class 5 conductor
 ▲ See tooling section of this catalog for complete tool and die listings. Use ONLY color-coded die recommendations for -FX connectors. For nest/indentor system contact factory.
 ◆ For applications greater than 2000 Volts consult cable manufacturer for voltage stress relief instructions.
 Note: All dimensions shown are for reference only.

Blue highlighted items are industry standard and most frequently ordered.

Compression Connections

BURNDY®

Copper Compression — Flex — Long Barrel — Belled End — No Inspection Window

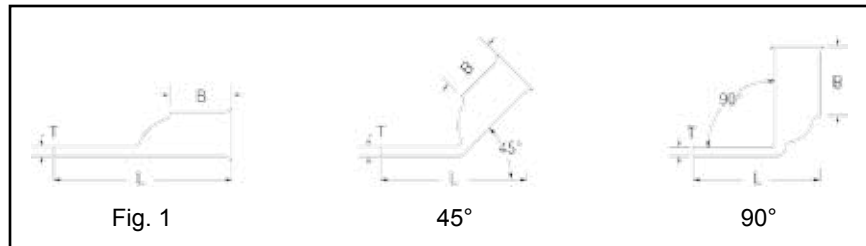
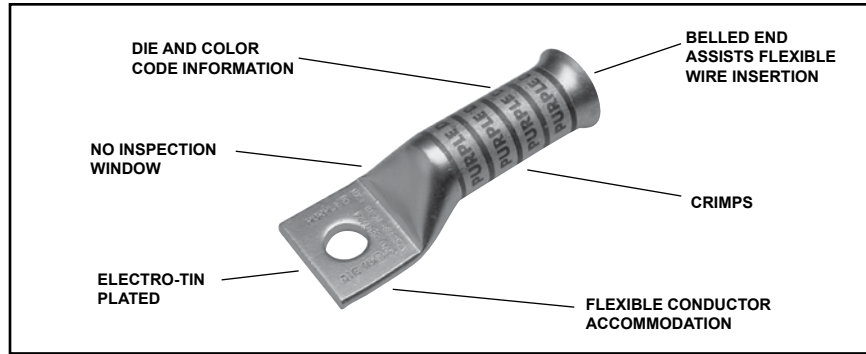
ONE HOLE HYLUG™ FLEX CONDUCTOR LONG BARREL BELLED END

C-58

TYPES YA-TC-FXB,
YAV-TC-FXB

UL Listed 90° C,
600 Volts to 35kV ♦

45° and 90° angles are available.
Please contact Customer Service to order:
1-800-346-4175



Catalog Number	Fig #	Conductor		Stud Hole Size	Tongue Width	Figure Dimensions			▲ Installation Tooling					Wire Strip Length	
		AWG	MM²			(B)	(T)	(L)	Dieless (# of crimps)	Mechanical	Hydraulic		Color Code		Die Index
										MD6, OUR840, MD7-34R	BCT500HS, Y500CTHS	Y35, Y39 Y750, Y46* PAT750			
YA8C-TC14-FXB	1	37/24 #8 Weld 8 AWG #8 Sol	** 10	1/4"	0.44"	0.90"	0.08"	1.78"	MRC840 (2) MY29-11 (2) Y1MRTC (2) Y81KFT (1) Y81KFTMBH (1) PAT81KFT-18V (1)	W8CVT (2)	W8CVT (2)	U8CRT (2)	Red	49	1"
YAV6C-TC10-FXB	1	61/24 #6 Weld #6 AWG	** 16	#8 - #10	0.48"	1.22"	0.08"	2.00"	MY29-11 (2) Y1MRTC (2) Y644HSXT (1) Y81KFT (1) Y81KFTMBH (1) PAT81KFT-18V (1)	W5CVT (2)	W5CVT (2)	U5CRT (2)	Blue	7	1-5/16"
YAV6C-TC14-FXB		91/24 #5 Str.	1/4"	0.48"	1.22"	0.08"	2.12"								
YA5CTC14FXB	1	#5 AWG	—	1/4"	0.44"	1.22"	0.07"	2.12"							
YAV4C-TC10-FXB	1	91/24	—	#8 - #10	0.55"	1.22"	0.09"	2.05"	MY29-11 (2) Y1MRTC (4) Y644HSXT (1) Y81KFT (1) Y81KFTMBH (1) PAT81KFT-18V (1)	W4CVT (2)	W4CVT (2)	U4CRT (2)	Gray	8	1-5/16"
YAV4C-TC14-FXB		105/24 #4 Weld		1/4"	0.55"	1.22"	0.09"	2.17"							
YAV4C-TC516-FXB		#4 AWG		5/16"	0.55"	1.22"	0.09"	2.24"							
YAV2C-TC10-FXB	1	125/24 #2 Weld	35	#8 - #10	0.68"	1.35"	0.10"	2.24"	Y81KFTMBH (1) PAT81KFT-18V (1)	W2CVT (2)	W2CVT (2)	U2CRT (2)	Brown	10	1-7/16"
YAV2C-TC516-FXB		150/24 #2 AWG		5/16"	0.68"	1.35"	0.10"	2.43"							
YAV1C-TC10-FXB	1	175/24 #1 Weld	—	#8 - #10	0.75"	1.50"	0.12"	2.41"	MY29-11 (2) Y644HSXT (1) Y81KFT (1) Y81KFTMBH (1) PAT81KFT-18V (1)	W1CVT (2)	W1CVT (2)	U1CRT-1 (2)	Green	11	1-9/16"
YAV1C-TC516-FXB		225/24 #1AWG		5/16"	0.75"	1.50"	0.12"	2.60"							

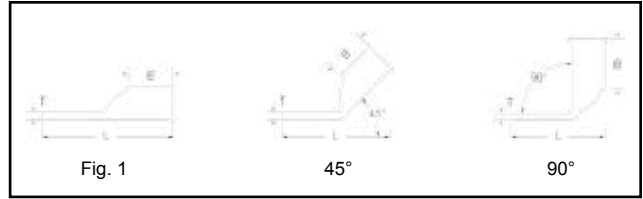

* Use PUADP-1 adapter with U dies in Y46 HYPRESS™
 ** The 16 MM² and 120 MM² referenced here are for both Class 2 and Class 5 conductor.
 *** The MM² conductor sizes listed are the recommendations for Class 5 conductor.

‡ P44RT for use with Y46 HYPRESS™ only, PUADP-1 adapter not required
 ▲ See tooling section of this catalog for complete tool and die listings. Use ONLY color-coded die recommendations for -FX connectors. For nest/indenter system contact factory

♦ For applications greater than 2000 Volts consult cable manufacturer for voltage stress relief instructions
 Note: All dimensions shown are for reference only.

Blue highlighted items are industry standard and most frequently ordered.

**ONE HOLE HYLUG™
FLEX CONDUCTOR
LONG BARREL
BELLED END
(Continued)**



45° and 90° angles are available.
Please contact Customer Service to order:
1-800-346-4175



UL Listed 90° C,
600 Volts to 35kV ♦

C-59

Catalog Number	Fig #	Conductor		Stud Hole Size	Tongue Width	Figure Dimensions			▲ Installation Tooling																			
		AWG	*** MM ²			(B)	(T)	(L)	Dieless (# of crimps)	Mechanical	Hydraulic		Color Code	Die Index	Wire Strip Length													
										MD6, OUR840, MD7-34R	BCT500HS, Y500CTHS	Y35, Y39 Y750, Y46* PAT750																
YAV25-TC10-FXB	1	275/24 1/0 Weld 1/0 AWG	50	#8 - #10	0.83"	1.50"	0.12"	2.45"	MY29-11 (2) Y644HSXT (1) Y81KFT (2) Y81KFTMBH (2) PAT81KFT-18V (2)	W25VT (4)	W25VT (4)	U25RT (2)	Pink	12	1-9/16"													
YAV25-TC516-FXB				5/16"	0.83"	1.50"	0.12"	2.64"																				
YAV25-TC38-FXB				3/8"	0.83"	1.50"	0.12"	2.77"																				
YAV25-TC12-FXB				1/2"	0.83"	1.50"	0.12"	3.20"																				
YAV26-TC38-FXB	1	352/24 2/0 Weld 2/0 AWG	70	3/8"	0.93"	1.63"	0.13"	2.95"		W26VT (4)	W26VT (4)	U26RT (2)	Black	13	1-13/16"													
YAV26-TC12-FXB				1/2"	0.93"	1.63"	0.13"	3.39"																				
YAV27-TC12-FXB	1	3/0 AWG 450/24 3/0 Weld	95	1/2"	1.04"	1.64"	0.14"	3.44"		W27VT (4)	W27VT (4)	U27RT (2)	Orange	14	1-13/16"													
YAV28-TC38-FXB	1	4/0 AWG	4/0 Str. (550/24)	—	1.14"	1.77"	0.14"	3.19"																				
YAV28-TC12-FXB				—	1.14"	1.77"	0.14"	3.63"																				
YA30-TC12-FXB	1	Class G 259 str. Class H 427 str. 250 Flex	—	1/2"	1.20"	2.16"	0.16"	4.04"		Y644HSXT (1) Y81KFT (2) Y81KFTMBH (2) PAT81KFT-18V (2)	W29VT (4)	W29VT (4)	U29RT (2)	Yellow	16	2-1/4"												
YA31-TC12-FXB	1	637/24 Class I,K,M	150	1/2"	1.29"	2.18"	0.18"	4.09"									W30VT (4)	W30VT (4)	U30RT (4)	White	17	2-1/4"						
YA32-TC12-FXB	1	313.1 kcmil	185	1/2"	1.40"	2.32"	0.19"	4.28"																				
YA34-TC12-FXB	1	373.7 kcmil 925/24	240	1/2"	1.55"	2.48"	0.23"	4.54"																				
YA36-TC12-FXB	1	444.4 kcmil 1100/24	—	1/2"	1.73"	2.95"	0.26"	5.09"	—														—	U34RT (4)	Brown	20	3-1/16"	
YA36-TC58-FXB				5/8"	1.73"	2.95"	0.26"	5.15"																				
YA38-TC12-FXB	1	550 kcmil 1325/24	300	1/2"	1.07"	3.08"	0.27"	5.07"	—														—	U38RT (4)	Pink	L99	3-3/16"	
YA38-TC58-FXB	1	535.3 kcmil 1325/24	300	5/8"	1.84"	3.08"	0.27"	5.32"																				
YA40-TC58-FXB	1	646 kcmil 1600/24	400	5/8"	1.98"	3.24"	0.30"	5.53"	Y644HSXT (1) Y81KFT (3) Y81KFTMBH (3) PAT81KFT-18V (3)														—	—	U39RT (4)	Black	24	3-5/16"
YA44-TC58-FXB	1	777.7 kcmil 1925/24	500	5/8"	2.18"	3.33"	0.32"	5.71"																				
YA46-TC58-FXB	1	1111 kcmil	—	5/8"	2.69"	3.58"	0.39"	6.19"	—														—	—	**P45RT (4)	Yellow	29	3-11/16"

* Use PUADP-1 adapter with U dies in Y46 HYPRESS™

** The 16 MM² and 120 MM² referenced here are for both Class 2 and Class 5 conductor

*** The MM² conductor sizes listed are the recommendations for Class 5 conductor

† P44RT for use with Y46 HYPRESS™ only.

PUADP-1 adapter not required.

▲ See tooling section of this catalog for complete tool and die listings. Use ONLY color-coded die recommendations for -FX connectors. For nest/indenter system contact factory.

♦ For applications greater than 2000 Volts consult cable manufacturer for voltage stress relief instructions

Note: All dimensions shown are for reference only.

Blue highlighted items are industry standard and most frequently ordered.

TWO HOLE HYLUG™ FLEX CONDUCTOR STANDARD BARREL

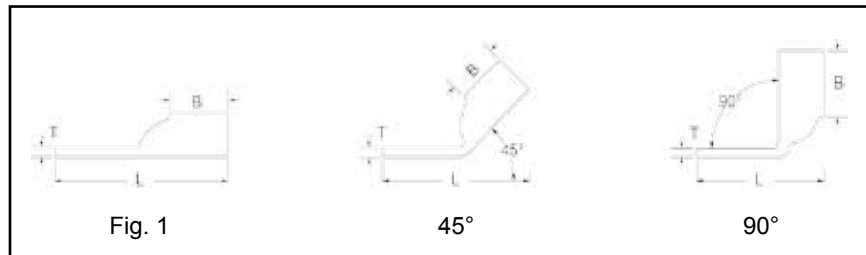
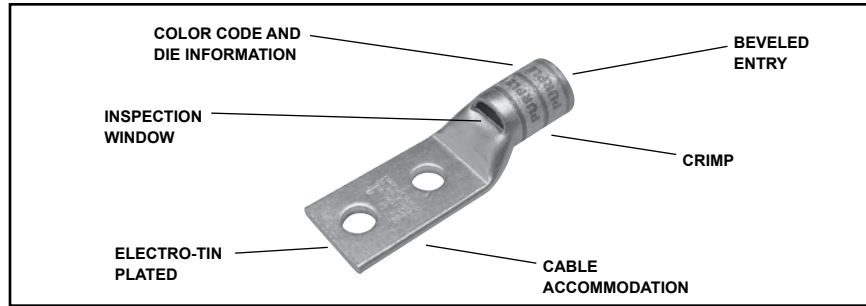
C-60

TYPES YA-L-2TC,
YA-L-2TC-FX, YAV-L-2TC-FX

COPPER COMPRESSION TERMINAL

UL Listed 90° C,
600 Volts to 35kV ♦

45° and 90° angles are available.
Please contact Customer Service to order:
1-800-346-4175



Catalog Number	Fig. #	Conductor		Stud Hole Size	Stud Hole Spacing	Tongue Width	Figure Dimensions			Dieless (# of Crimps)	▲ Installation Tooling			Color Code	Die Index	Wire Strip Length
		AWG	*** MM ²				(B)	(T)	(L)		Mechanical	Hydraulic				
												MD6, OUR840, MD7-34R	BCT500HS, Y500CTHS			
YA8C-L2TC10	1	#8 Weld #8 AWG 37/24 #8 Sol #6 Sol	10	#10	5/8"	0.41"	0.44"	0.08"	1.83"	MRC840 (1) MY29-3 (1) MY29-11 (1) Y8MRB-1 (1) Y1MRTC (1) Y81KFT (1) Y81KFTMBH (1) PAT81KFT-18V (1)	W8CVT (1) W8CRT (1) X8CRT (1)	W8CVT (1) W8CRT (1) X8CRT (1)	U8CRT (1)	Red	49	7/16"
YA8C-L2TC14				1/4"	5/8"	0.44"	0.44"	0.08"	1.95"							
YA8C-L2TC14E2				1/4"	3/4"	0.44"	0.44"	0.08"	2.08"							
YA8C-L2TC14E1				1/4"	1"	0.44"	0.44"	0.08"	2.33"							
YA8C-L2TC38				3/8"	1"	0.58"	0.44"	0.06"	2.52"							
YAV6C-L2TC10E9-FX	1	#6 Weld #6 AWG	16	#10	1/2"	0.48"	0.50"	0.08"	1.81"	MRC840 (1) MY29-11 (1) Y1MRTC (1) Y81KFT (1) Y81KFTMBH (1) PAT81KFT-18V (1) Y644HSXT (1)	W5CVT (1) W5CRT (1) X5CRT (1)	W5CVT (1) W5CRT (1) X5CRT (1)	U5CRT (1)	Blue	7	1/2"
YAV6C-L2TC10-FX				#10	5/8"	0.45"	0.50"	0.08"	1.94"							
YAV6C-L2TC10E4-FX				#10	11/16"	0.45"	0.50"	0.08"	2.00"							
YAV6C-L2TC10E2-FX				#10	3/4"	0.48"	0.50"	0.08"	2.06"							
YAV6C-L2TC14-FX				1/4"	5/8"	0.48"	0.50"	0.08"	2.06"							
YAV6C-L2TC14E2-FX				1/4"	3/4"	0.48"	0.50"	0.08"	2.16"							
YAV6C-L2TC14E1-FX				1/4"	1"	0.48"	0.50"	0.08"	2.44"							
YAV6C-L2TC516-FX				5/16"	1"	0.52"	0.50"	0.07"	2.50"							
YAV6C-L2TC38-FX				3/8"	1"	0.58"	0.50"	0.06"	2.62"							
YAV6C-L2NTC-FX				1/2"	1-3/4"	0.83"	0.50"	0.12"	3.81"							
YAV4C-L2TC14-FX	1	#4 Weld #4 AWG	—	1/4"	5/8"	0.55"	0.50"	0.09"	2.08"	MY29-11 (1) Y1MRTC (1) Y81KFT (1) Y81KFTMBH (1) PAT81KFT-18V (1) Y644HSXT (1)	W4CVT (1) W4CRT (1) X4CRT (1)	W4CVT (1) W4CRT (1) X4CRT (1)	U4CRT (1)	Gray	8	1/2"
YAV4C-L2TC14E2-FX				1/4"	3/4"	0.55"	0.50"	0.09"	2.20"							
YAV4C-L2TC14E1-FX				1/4"	1"	0.55"	0.50"	0.09"	2.45"							
YAV4C-L2TC516-FX				5/16"	1"	0.55"	0.50"	0.09"	2.52"							
YAV4C-L2TC38-FX				3/8"	1"	0.58"	0.50"	0.08"	2.68"							
YAV4C-L2NTC-FX				1/2"	1-3/4"	0.83"	0.50"	0.12"	3.87"							
YAV2C-L2TC14-FX	1	#2 Weld #2 AWG	35	1/4"	5/8"	0.68"	0.63"	0.10"	2.26"	MY29-11 (1) Y1MRTC (2) Y81KFT (1) Y81KFTMBH (1) PAT81KFT-18V (1) Y644HSXT (1)	W2CVT (1) W2CRT (1) X2CRT (1)	W2CVT (1) W2CRT (1) X2CRT (1)	U2CRT (1)	Brown	10	11/16"
YAV2C-L2TC14E2-FX				1/4"	3/4"	0.68"	0.63"	0.10"	2.38"							
YAV2C-L2TC14E1-FX				1/4"	1"	0.68"	0.63"	0.10"	2.63"							
YAV2C-L2TC516-FX				5/16"	1"	0.68"	0.63"	0.10"	2.71"							
YAV2C-L2TC38-FX				3/8"	1"	0.68"	0.63"	0.10"	2.82"							
YAV2C-L2NTC-FX	1/2"	1-3/4"	0.83"	0.63"	0.08"	4.07"										

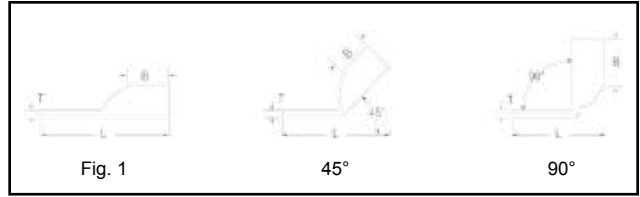

* Use PUADP-1 adaptor with U dies in Y46 HYPRESS™
 ** The MM² conductor size referenced here is for both Class 2 and Class 5 conductor
 *** The MM² conductor sizes listed are the recommendations for Class 5 conductor

▲ See tooling section of this catalog for complete tool and die listings. Use ONLY color-coded die recommendations for -FX connectors. For nest/indenter system contact factory

♦ For applications greater than 2000 Volts consult cable manufacturer for voltage stress relief instructions
 Note: All dimensions shown are for reference only.

Blue highlighted items are industry standard and most frequently ordered.

**TWO HOLE HYLUG™
FLEX CONDUCTOR
STANDARD BARREL**
(Continued)



UL Listed 90° C,
600 Volts to 35kV ♦

45° and 90° angles are available.
Please contact Customer Service to order:
1-800-346-4175



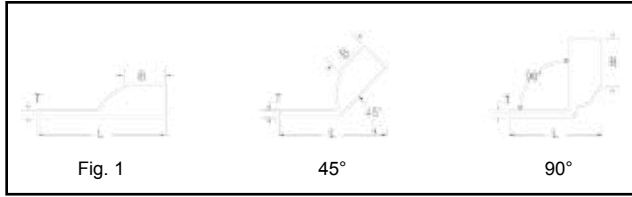

C-61

Catalog Number	Fig. #	Conductor		Stud Hole Size	Stud Hole Spacing	Tongue Width	Figure Dimensions			Dieless (# of Crimps)	▲ Installation Tooling				Wire Strip Length		
		AWG	MM²				(B)	(T)	(L)		Mechanical		Hydraulic			Color Code	Die Index
											MD6, OUR840, MD7-34R	BCT500HS, Y500CTHS	Y35, Y39 Y750, Y46* PAT750				
YAV1C-L2TC14-FX	1	175/24 225/24 #1 Weld #1 AWG	—	1/4"	5/8"	0.75"	0.62"	0.12"	2.28"	MY29-11 (1) Y644HSXT (1) Y81KFT (1) Y81KFTMBH (1) PAT81KFT-18V (1)	W1CVT (1) W1CRT-1 (1) X1CRT-1 (1)	W1CVT (1) W1CRT-1 (1) X1CRT-1 (1)	U1CRT-1 (1)	Green	11	11/16"	
YAV1C-L2TC14E2-FX				1/4"	3/4"	0.75"	0.62"	0.12"	2.41"								
YAV1C-L2TC14E1-FX				1/4"	1"	0.75"	0.62"	0.12"	2.65"								
YAV1C-L2TC516-FX				5/16"	1"	0.75"	0.62"	0.12"	2.72"								
YAV1C-L2TC38-FX				3/8"	1"	0.75"	0.62"	0.12"	2.85"								
YAV1C-L2NTC-FX	1/2"	1-3/4"	0.83"	0.62"	0.11"	4.04"											
YAV25-L2TC14-FX	1	275/24 1/0 Weld 1/0 AWG	50	1/4"	5/8"	0.83"	0.69"	0.12"	2.39"		MY29-11 (1) Y644HSXT (1) Y81KFT (1) Y81KFTMBH (1) PAT81KFT-18V (1)	W25VT (2) W25RT (2) X25RT (2)	W25VT (2) W25RT (2) X25RT (2)	U25RT (1)	Pink	12	11/16"
YAV25-L2TC14E2-FX				1/4"	3/4"	0.83"	0.69"	0.12"	2.51"								
YAV25-L2TC516E2-FX				5/16"	3/4"	0.83"	0.69"	0.12"	2.57"								
YAV25-L2TC516-FX				5/16"	1"	0.83"	0.69"	0.12"	2.82"								
YAV25-L2TC38-FX				3/8"	1"	0.83"	0.69"	0.12"	2.95"								
YAV25-L2TC12E1-FX	1/2"	1"	0.83"	0.69"	0.12"	3.20"											
YAV25-L2NTC-FX	1/2"	1-3/4"	0.83"	0.69"	0.12"	4.14"											
YAV26-L2TC14-FX	1	325/24 2/0 Weld 2/0 AWG	70 class 5	1/4"	5/8"	0.93"	0.81"	0.13"	2.56"	MY29-11 (1) Y644HSXT (1) Y81KFT (1) Y81KFTMBH (1) PAT81KFT-18V (1)		W26VT (2) W26RT (2) X26RT (2)	W26VT (2) W26RT (2) X26RT (2)	U26RT (1)	Black	13	13/16"
YAV26-L2TC14E2-FX				1/4"	3/4"	0.93"	0.81"	0.13"	2.68"								
YAV26-L2TC516-FX				5/16"	1"	0.93"	0.81"	0.13"	2.99"								
YAV26-L2TC38-FX				3/8"	1"	0.93"	0.81"	0.13"	3.12"								
YAV26-L2TC38E10-FX				3/8"	1-1/4"	2.08"	0.81"	0.13"	3.37"								
YAV26-L2TC12E1-FX	1/2"	1"	0.93"	0.81"	0.13"	3.37"											
YAV26-L2NTC-FX	1/2"	1-3/4"	0.93"	0.81"	0.13"	4.31"											
YAV27-L2TC14-FX	1	450/24 3/0 Weld 3/0 AWG	95	1/4"	5/8"	1.03"	1.00"	0.14"	2.79"		MY29-11 (1) Y644HSXT (1) Y81KFT (1) Y81KFTMBH (1) PAT81KFT-18V (1)	W27VT (2) W27RT (2) X27RT (3)	W27VT (2) W27RT (2) X27RT (3)	U27RT (1)	Orange	14	1"
YAV27-L2TC38-FX				3/8"	1"	1.03"	1.00"	0.14"	3.35"								
YAV27-L2NTC-FX				1/2"	1-3/4"	1.03"	1.00"	0.14"	4.54"								
YAV28-L2TC14E2-FX	1	550/24 4/0 Weld 4/0 AWG	120	1/4"	3/4"	1.14"	1.03"	0.15"	2.99"	MY29-11 (1) Y644HSXT (1) Y81KFT (1) Y81KFTMBH (1) PAT81KFT-18V (1)		W28VT (2) W28RT (2) X28RT (3)	W28VT (2) W28RT (2) X28RT (3)	U28RT (1)	Purple	15	1-1/16"
YAV28-L2TC14-FX				1/4"	5/8"	1.14"	1.03"	0.15"	2.86"								
YAV28-L2TC516-FX				5/16"	1"	1.14"	1.03"	0.15"	3.30"								
YAV28-L2TC38-FX				3/8"	1"	1.14"	1.03"	0.15"	3.43"								
YAV28-L2TC12E1-FX				1/2"	1"	1.14"	1.03"	0.15"	3.68"								
YAV28-L2TC12-FX	1/2"	1-1/4"	1.14"	1.03"	0.15"	3.93"											
YAV28-L2NTC-FX	1/2"	1-3/4"	1.14"	1.03"	0.15"	4.62"											
YAV29-L2TC14-FX	1	550/24 4/0 Weld 4/0 AWG	—	1/4"	5/8"	1.18"	1.03"	0.16"	2.87"		MY29-11 (1) Y644HSXT (1) Y81KFT (1) Y81KFTMBH (1) PAT81KFT-18V (1)	W29VT (2) W29RT (2) X29RT (4)	W29VT (2) W29RT (2) X29RT (4)	U29RT (1)	Yellow	16	1-1/16"
YAV29-L2TC14E2-FX				1/4"	3/4"	1.18"	1.03"	0.16"	2.99"								
YAV29-L2TC516-FX				5/16"	1"	1.18"	1.03"	0.16"	3.31"								
YAV29-L2TC38-FX				3/8"	1"	1.18"	1.03"	0.16"	3.43"								
YAV29-L2TC12E1-FX				1/2"	1"	1.18"	1.03"	0.16"	3.68"								
YAV29-L2TC12-FX	1/2"	1-1/4"	1.18"	1.03"	0.16"	3.93"											
YAV29-L2NTC-FX	1/2"	1-3/4"	1.18"	1.03"	0.16"	4.62"											

* Use PUADP-1 adaptor with U dies in Y46 HYPRESS™ ▲ See tooling section of this catalog for complete tool and die listings. Use ONLY color-coded die recommendations ♦ For applications greater than 2000 Volts consult cable manufacturer for voltage stress relief instructions
 ** The MM² conductor size referenced here is for both Class 2 and Class 5 conductor for -FX connectors. For nest/indenter system contact factory Note: All dimensions shown are for reference only.
 *** The MM² conductor sizes listed are the recommendations for Class 5 conductor

Blue highlighted items are industry standard and most frequently ordered.

TWO HOLE HYLUG™ FLEX CONDUCTOR STANDARD BARREL (Continued)



C-62

UL Listed 90° C,
600 Volts to 35kV ♦

45° and 90° angles are available.
Please contact Customer Service to order:
1-800-346-4175



Catalog Number	Fig. #	Conductor		Stud Hole Size	Stud Hole Spacing	Tongue Width	Figure Dimensions			▲ Installation Tooling							
		AWG	*** MM ²				(B)	(T)	(L)	Dieless (# of Crimps)	Mechanical		Hydraulic		Color Code	Die Index	Wire Strip Length
											MD6, OUR840, MD7-34R	BCT500HS, Y500CTHS	Y35, Y39 Y750, Y46* PAT750				
YA30-L2TC516-FX	1	250 Flex CLASS G	—	5/16"	1"	1.69"	1.03"	0.16"	3.32"	Y644HSXT (1) Y81KFT (1) Y81KFTMBH (1) PAT81KFT-18V (1)	W29VT (2) X29RT (4)	W29VT (2) W29RT (2) X29RT (4)	U29RT (1)	Yellow	16	1-1/16"	
YA30-L2TC38-FX		259 Str. CLASS H		3/8"	1"	1.20"	1.03"	0.16"	3.45"								
YA30-L2NTC-FX		427 Str.		1/2"	1-3/4"	1.20"	1.03"	0.16"	4.63"								
YA31-L2TC38-FX	1	250 Flex	150	3/8"	1"	1.29"	1.06"	0.18"	3.51"		W30VT (2)	W30VT (2) W30RT (2)	U30RT (2)	White	17 or 298	1-1/8"	
YA31-L2TC12-FX		637/24 CLASS I,K,M		1/2"	1-1/4"	1.29"	1.06"	0.18"	4.01"								
YA31-L2NTC-FX				1/2"	1-3/4"	1.29"	1.06"	0.18"	4.70"								
YA32-L2TC38-FX	1	775/24	185	3/8"	1"	1.40"	1.19"	0.19"	3.69"		W31VT (2)	W31VT (2) W31RT (2)	U31RT (2)	Red	18 or 324	1-1/4"	
YA32-L2NTC-FX		313.1 kcmil		1/2"	1-3/4"	1.40"	1.19"	0.19"	4.88"								
YA34-L2TC516-FX	1	373.7 kcmil 925/24 (350 kcmil Nom.)	240	5/16"	1"	1.55"	1.27"	0.23"	3.75"		W32VT (2)	W32VT (2) W32RT (2)	U32RT (2)	Blue	19 or 470	1-5/16"	
YA34-L2TC38-FX				3/8"	1"	1.55"	1.27"	0.23"	3.88"								
YA34-L2NTC38-FX				3/8"	1-3/4"	1.55"	1.27"	0.23"	4.63"								
YA34-L2TC12-FX				1/2"	1-1/4"	1.55"	1.27"	0.23"	4.38"								
YA34-L2NTC-FX				1/2"	1-3/4"	1.55"	1.27"	0.23"	5.06"								
YA36-L2TC38-FX	1	1100/24 444.4 kcmil	—	3/8"	1"	1.74"	1.38"	0.27"	4.24"		—	—	U34RT (2)	Brown	20 or 299	1-7/16"	
YA36-L2NTC-FX				1/2"	1-3/4"	1.74"	1.38"	0.27"	5.24"								
YA38-L2TC516-FX	1	535.3 kcmil 1325/24 (500 kcmil nom.)	300	5/16"	1"	1.84"	1.45"	0.27"	4.04"	—	—	U38XRT (2)	Pink	L99	1-7/16"		
YA38-L2TC38-FX				3/8"	1"	1.84"	1.45"	0.27"	4.35"								
YA38-L2TC12-FX				1/2"	1-1/4"	1.84"	1.45"	0.27"	4.67"								
YA38-L2NTC-FX				1/2"	1-3/4"	1.84"	1.45"	0.27"	5.35"								
YA39-L2TC38E10-FX	1	600 kcmil 1472/24	—	3/8"	1-1/4"	2.26"	1.42"	0.27"	4.61"	—	—	U38RT (2)	Purple	400	1-1/2"		
YA39-L2NTC-FX				1/2"	1-3/4"	1.91"	1.42"	0.27"	5.36"						1-3/8"		
YA40-L2TC38-FX	1	646 kcmil 1600/24	400	3/8"	1"	1.98"	1.42"	0.30"	4.38"	Y644HSXT (1) Y81KFT (2) Y81KFTMBH (2) PAT81KFT-18V (2)	—	—	U39RT (2)	Black	24	1-5/16"	
YA40-L2NTC-FX				1/2"	1-3/4"	1.98"	1.42"	0.30"	5.38"								
YA44-L2TC38-FX	1	777.7 kcmil 1925/24 750 kcmil nom.)	500	3/8"	1"	2.19"	1.65"	0.33"	4.74"	—	—	U44XRT (2)	Yellow	L115	1-5/8"		
YA44-L2TC12-FX				1/2"	1-1/4"	2.19"	1.65"	0.33"	5.05"								
YA44-L2TC12E3-FX				1/2"	1-1/2"	2.19"	1.65"	0.33"	5.30"								
YA44-L2NTC-FX				1/2"	1-3/4"	2.19"	1.65"	0.33"	5.74"								
YA44-L2TC58-FX				5/8"	1-1/2"	2.19"	1.65"	0.33"	5.55"								

* Use PUADP-1 adaptor with U dies in Y46 HYPRESS™

** The MM² conductor size referenced here is for both Class 2 and Class 5 conductor

*** The MM² conductor sizes listed are the recommendations for Class 5 conductor

▲ See tooling section of this catalog for complete tool and die listings. Use ONLY color-coded die recommendations for -FX connectors. For nest/indenter system contact factory

♦ For applications greater than 2000 Volts consult cable manufacturer for voltage stress relief instructions
Note: All dimensions shown are for reference only.

Blue highlighted items are industry standard and most frequently ordered.

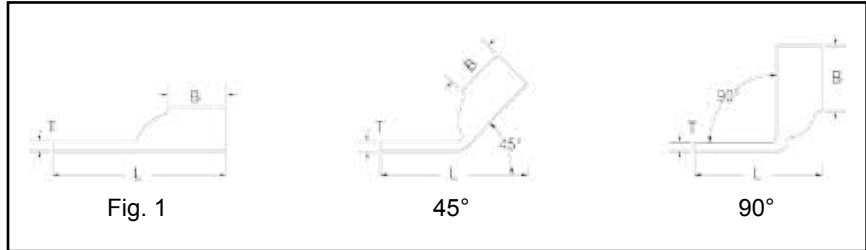

**TWO HOLE HYLUG™ FLEX
CONDUCTOR STANDARD
BARREL NARROW TONGUE**

TYPE YAV-L-2NTFX

**COPPER COMPRESSION
NARROW TONGUE TERMINAL**

UL Listed 90° C
600 Volts to 35 kV ♦

45° and 90° angles are available.
Please contact Customer Service to order:
1-800-346-4175



C-63

Catalog Number	Fig #	Conductor		Stud Hole Size	Stud Hole Spacing	Tongue Width	Figure Dimensions			Dieless (# of crimps)	▲ Installation Tooling					Wire Strip Length	
		AWG	MM²				(B)	(T)	(L)		Mechanical		Hydraulic		Color Code		Die Index
											MD6, OUR840, MD7-34R	BCT500HS, Y500CTHS	Y35, Y39 Y750, Y46* PAT750				
YAV4CL2NT10FX	1	#4 AWG	—	#10	5/8"	0.41"	0.50"	0.09"	1.95"	MY29-11 (1) Y1MRTC (2) Y81KFT (1)	W4CVT (1)	W4CRT (1)	U4CRT (1)	Gray	8	9/16"	
YAV4CL2NT10E1FX		#4 Weld 91/24		1"	0.41"	0.50"	0.09"	2.33"	W4CRT (1)		W4CRT (1)						
YAV4CL2NT14FX		1/4"		5/8"	0.45"	0.50"	0.09"	2.08"	X4CRT (1)		X4CRT (1)						
YAV2CL2NT10FX	1	#2 AWG	35	#10	5/8"	0.48"	0.63"	0.10"	2.14"	Y81KFTMBH (1) PAT81KFT-18V (1) Y644HSXT (1)	W2CVT (1)	W2CRT (1)	U2CRT (1)	Brown	10	11/16"	
YAV2CL2NT14FX		#2 Weld 1 25/24		1/4"	5/8"	0.48"	0.63"	0.10"	2.26"		W2CRT (1)	W2CRT (1)					
YAV2CL2NT14E1FX		1/4"		1"	0.48"	0.63"	0.10"	2.63"	X2CRT (1)		X2CRT (1)						
YAV1CL2NT14FX	1	#1 AWG	—	1/4"	5/8"	0.50"	0.62"	0.12"	2.28"	MY29-11 (1) Y644HSXT (1) Y81KFT (1)	W1CVT (1)	W1CRT-1 (1)	U1CRT-1 (1)	Green	11	11/16"	
YAV1CL2NT516FX		#1 Weld 175/24 225/24		5/16"	1"	0.58"	0.62"	0.12"	2.72"		X1CRT-1 (1)	X1CRT-1 (1)					
YAV25L2NT14FX	1	1/0 AWG	50	1/4"	5/8"	0.64"	0.69"	0.12"	2.39"	MY29-11 (1) Y644HSXT (1) Y81KFT (1)	W25VT (2)	W25RT (2)	U25RT (1)	Pink	12	11/16"	
YAV25L2NT14E1FX		1/0 Weld 275/24		1/4"	1"	0.64"	0.69"	0.12"	2.76"		W25RT (2)	W25RT (2)					
YAV25L2NT516FX		5/16"		1"	0.58"	0.69"	0.12"	2.82"	X25RT (2)		X25RT (2)						
YAV26L2NT14FX	1	2/0 AWG	70	1/4"	5/8"	0.64"	0.81"	0.13"	2.56"	Y81KFTMBH (1) PAT81KFT-18V (1)	W26VT (2)	W26RT (2)	U26RT (1)	Black	13	13/16"	
YAV26L2NT516FX		2/0 Weld 325/24		5/16"	1"	0.58"	0.81"	0.13"	2.99"		W26RT (2)	W26RT (2)					
YAV26L2NT38FX		3/8"		1"	0.63"	0.81"	0.13"	3.23"	X26RT (2)		X26RT (2)						
YAV28L2ENT14FX	1	4/0 AWG	—	1/4"	5/8"	0.76"	1.03"	0.15"	2.86"	MY29-11 (1) Y644HSXT (1) Y81KFT (1)	W28VT (2)	W28RT (2)	U28RT (1)	Purple	15	1-1/16"	
YAV28L2NT38FX		4/0 Weld 550/24		3/8"	1"	0.94"	1.03"	0.15"	3.43"		X28RT (3)	X28RT (3)					

Consult cable manufacturers for stress relief instructions
♦ For applications greater than 2000 Volts consult cable manufacturer for voltage stress relief instructions
* Use PUADP-1 adaptor with U dies in Y46 HYPRESS™

*** The MM² conductor sizes Listed are the recommendations for CLASS 5 conductor
▲ See tooling section of this catalog for complete tool and die listings. Use ONLY color-coded die recommendations for -FX connectors

Note: All dimensions shown are for reference only

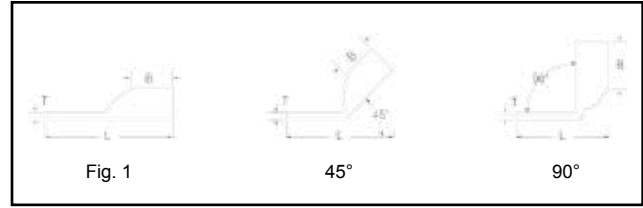
Blue highlighted items are industry standard and most frequently ordered.

Compression Connections

BURNDY®

Copper Compression — Flex — Standard Barrel — Narrow Tongue

TWO HOLE HYLUG™ FLEX CONDUCTOR STANDARD BARREL NARROW TONGUE (Continued)



45° and 90° angles are available.
Please contact Customer Service to order :
1-800-346-4175



C-64

UL Listed 90° C
600 Volts to 35 kV ♦

Catalog Number	Fig #	Conductor		Stud Hole Size	Stud Hole Spacing	Tongue Width	Figure Dimensions			Dieless (# of crimps)	▲ Installation Tooling					Wire Strip Length	
		AWG	*** MM²				(B)	(T)	(L)		Mechanical		Hydraulic		Color Code		Die In- dex
											MD6, OUR840, MD7-34R	BCT500HS, Y500CTS	Y35, Y39 Y750, Y46* PAT750				
YAV29L2NT38FX	1	4/0 AWG 4/0 Weld 550/24	—	3/8"	1"	0.94"	1.03"	0.16"	3.43"	Y644HSXT (1) Y81KFT (1) Y81KFTMBH (1) PAT81KFT-18V (1)	W29VT (2) X29RT (4)	W29VT (2) W29RT (2) X29RT (4)	U29RT (1)	Yellow	16	1-1/16"	
YA31L2NT38FX	1	250 Flex 637/24 Class I,K,M	150	3/8"	1"	0.96"	1.06"	0.18"	3.51"		W30VT (2)	W30VT (2) W30RT (2)	U30RT (2)	White	17 or 298	1-1/8"	
YA32L2NT38FX	1	313.1 kcmil 775/24 300 Flex	185	3/8"	1"	0.96"	1.19"	0.20"	3.69"		W31VT (2)	W31VT (2) W31RT (2)	U31RT (2)	Red	18	1-1/4"	
YA34L2NT38FX	1	373.7 kcmil 925/24 (350 kcmil Nom.)	240	3/8"	1"	0.96"	1.27"	0.23"	3.88"		W32VT (2)	W32VT (2) W32RT (2)	U32RT (2)	Blue	19 or 470	1-5/16"	
YA36L2NT38FX	1	444.4 kcmil 1100/24	—	3/8"	1"	1.63"	1.38"	0.27"	4.24"		—	—	U34RT (2)	Brown	20	1-7/16"	
YA36L2ENT38E10FX	1	450 Flex	—	3/8"	1-1/4"	2.30"	1.38"	0.27"	4.49"		—	—	—	—	—	—	
YA38L2ENT38FX	1	535.3 kcmil 1325/24 500 Flex	300	3/8"	1"	1.50"	1.45"	0.27"	4.35"		—	—	—	—	—	—	
YA38L2NT38FX				3/8"	1"	1.63"	1.45"	0.27"	4.35"		—	—	U38XRT (2)	Pink	L99	1-7/16"	
YA38L2NNTFX				1/2"	1-3/4"	1.63"	1.45"	0.27"	5.35"		—	—	—	—	—	—	—
YA40L2NNTFX	1	646 kcmil 1600/24 650 Flex	400	1/2"	1-3/4"	1.63"	1.42"	0.30"	5.38"		Y644HSXT (1) Y81KFT (2) Y81KFTMBH (2) PAT81KFT-18V (2)	—	—	U39RT (2)	Black	24	1-5/16"
YA44L2NT38FX	1	777.7 kcmil 1925/24 (750 kcmil nom.)	500	3/8"	1"	1.63"	1.65"	0.33"	4.74"	—		—	U44XRT (2)	Yellow	L115	1-5/8"	
YA44L2NNTFX				1/2"	1-3/4"	1.63"	1.65"	0.33"	5.74"	—		—	—	—	—	—	—
YA45L2NT38FX	1	929 kcmil 2300/24	—	3/8"	1"	1.70"	2.00"	0.38"	5.18"	—	—	P44RT (2)	White	27	2-1/16"		

Consult cable manufacturers for stress relief instructions
♦ For applications greater than 2000 Volts consult cable manufacturer for voltage stress relief instructions
* Use PUADP-1 adaptor with U dies in Y46 HYPRESS™

*** The MM² conductor sizes Listed are the recommendations for CLASS 5 conductor
▲ See tooling section of this catalog for complete tool and die listings. Use ONLY color-coded die recommendations for -FX connectors

Note: All dimensions shown are for reference only.

Blue highlighted items are industry standard and most frequently ordered.

US: 1-800-346-4175

www.burndy.com

Canada: 1-800-387-6487

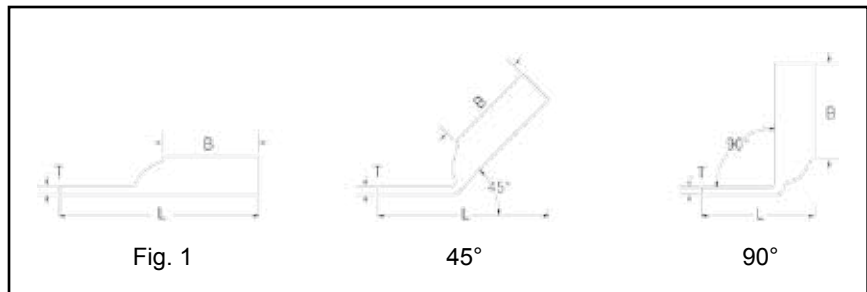
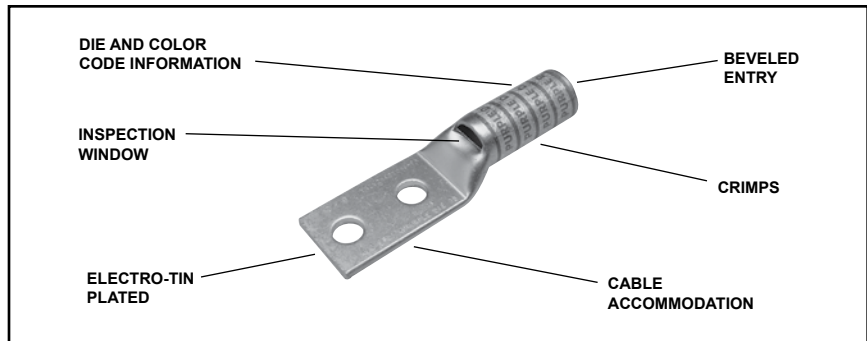
**TWO HOLE HYLUG™
FLEX CONDUCTOR
LONG BARREL WITH
INSPECTION WINDOW**

TYPE YAZ-FX

**COPPER COMPRESSION
TERMINAL**

UL Listed 90° C,
600 Volts to 35kV ♦

45° and 90° angles are available.
Please contact Customer Service to order :
1-800-346-4175



C-65

Catalog Number	Fig. #	Conductor		Stud Hole Size	Stud Hole Spacing	Tongue Width	Figure Dimensions			▲ Installation Tooling					Wire Strip Length			
		AWG	MM²				***	(B)	(T)	(L)	Dieless (# of Crimps)	Mechanical		Hydraulic		Color Code	Die Index	
												MD6, OUR840, MD7-34R	BCT500HS, Y500CTHS	Y35, Y39 Y750, Y46*				PAT750
YAZV102TC14E1	1	14-10 AWG	—	1/4"	1"	1.65"	0.69"	0.05"	2.53"	Y8MRB-1 (2) Y10D (2)	—	—	—	—	—	3/4"		
YAZ8C2TC10FX	1	37/24 #8 Weld #8 AWG #8 Sol #6 Sol	** 10	#10	5/8"	0.41"	0.81"	0.08"	2.20"	Y8MRB-1 (2) MY29-11 (2) Y1MRTC (2) Y81KFT (1) Y81KFTMBH (1) PAT81KFT-18V (1)	W8CVT (2) W8CRT (2) X8CRT (2)	W8CVT (2) W8CRT (2) X8CRT (2)	U8CRT (2)	Red	49	1"		
YAZ8C2TC10E2FX				#10	3/4"	0.41"	0.75"	0.08"	2.33"									
YAZ8C2TC14FX				1/4"	5/8"	0.44"	0.81"	0.08"	2.32"									
YAZ8C2TC14E2FX				1/4"	3/4"	0.44"	0.81"	0.08"	2.45"									
YAZ8C2TC14E1FX				1/4"	1"	0.44"	0.81"	0.08"	2.70"									
YAZ8C2TC38FX				3/8"	1"	0.58"	0.81"	0.06"	2.89"									
YAZV6C2TC10E2FX	1	61/24 #6 Weld #6 AWG	** 16	#10	3/4"	0.48"	0.75"	0.08"	2.22"	MY29-11 (2) Y644HSXT (1) Y1MRTC (2) Y81KFT (1) Y81KFTMBH (1) PAT81KFT-18V (1)	W5CVT (2) W5CRT (2) X5CRT (2)	W5CVT (2) W5CRT (2) X5CRT (2)	U5CRT (2)	Blue	7 or 374	1-3/16"		
YAZV6C2TC14FX				1/4"	5/8"	0.48"	0.75"	0.08"	2.22"									
YAZV6C2TC14E2FX				1/4"	3/4"	0.48"	0.75"	0.08"	2.35"									
YAZV6C2TC14E1FX				1/4"	1"	0.48"	0.75"	0.08"	2.60"									
YAZV6C2TC38E2FX				3/8"	3/4"	0.58"	0.75"	0.06"	2.53"									
YAZV6C2TC38E6FX				3/8"	7/8"	0.58"	0.75"	0.06"	2.66"									
YAZV6C2TC38FX	3/8"	1"	0.58"	0.75"	0.06"	2.78"												
YAZV4C2TC14FX	1	91/24-105/24 #4 Weld #4 AWG	—	1/4"	5/8"	0.55"	1.25"	0.09"	2.83"	Y1MRTC (4) MY29-11 (2) Y644HSXT (1) Y81KFT (1) Y81KFTMBH (1) PAT81KFT-18V (1)	W4CVT (2) W4CRT (2) X4CRT (2)	W4CVT (2) W4CRT (2) X4CRT (2)	U4CRT (2)	Gray	8 or 346	1-5/16"		
YAZV4C2TC14E2FX				1/4"	3/4"	0.55"	1.25"	0.09"	2.95"									
YAZV4C2TC38E2-FX				3/8"	3/4"	0.58"	1.25"	0.08"	3.14"									
YAZV4C2TC38FX				3/8"	1"	0.58"	1.25"	0.08"	3.39"									
YAZV2C2TC14FX	1	125/24-150/24 #2 Weld #2 AWG	35	1/4"	5/8"	0.68"	1.38"	0.10"	3.01"	Y1MRTC (4) MY29-11 (4) Y644HSXT (1) Y81KFT (1) Y81KFTMBH (1) PAT81KFT-18V (1)	W2CVT (2) W2CRT (2) X2CRT (2)	W2CVT (2) W2CRT (2) X2CRT (2)	U2CRT (2)	Brown	10	1-7/16"		
YAZV2C2TC14E2FX				1/4"	3/4"	0.68"	1.38"	0.10"	3.13"									
YAZV2C2TC38FX				3/8"	1"	0.68"	1.38"	0.10"	3.57"									
YAZV2C2NTCFX				1/2"	1-3/4"	0.83"	1.38"	0.10"	4.76"									

* Use PUADP-1 adapter with U dies in Y46 HYPRESS™ ▲ See tooling section of this catalog for complete tool and die listings. Use ONLY color-coded die recommendations for -FX connectors. For nest/indenter system contact factory ♦ For applications greater than 2000 Volts consult cable manufacturer for voltage stress relief instructions
 ** The MM² conductor size referenced here is for both Class 2 and Class 5 conductor Note: All dimensions shown are for reference only.
 *** The MM² conductor sizes listed are the recommendations for Class 5 conductor

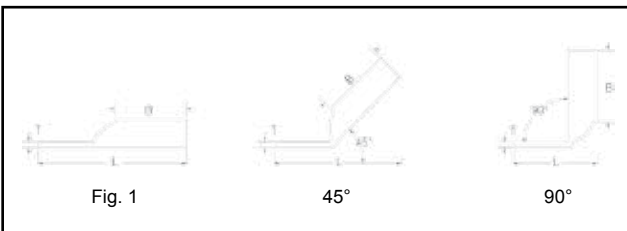

Blue highlighted items are industry standard and most frequently ordered.

Compression Connections

BURNDY®

Copper Compression — Flex — Long Barrel — Inspection Window

TWO HOLE HYLUG™ FLEX CONDUCTOR LONG BARREL WITH INSPECTION WINDOW (Continued)



C-66

UL Listed 90° C,
600 Volts to 35kV ♦

45° and 90° angles are available.

Please contact Customer Service to order:

1-800-346-4175



Catalog Number	Fig. #	Conductor		Stud Hole Size	Stud Hole Spacing	Tongue Width	Figure Dimensions			▲ Installation Tooling							
		AWG	*** MM²				(B)	(T)	(L)	Dieless (# of Crimps)	Mechanical		Hydraulic		Color Code	Die Index	Wire Strip Length
											MD6, OUR840, MD7-34R	BCT500HS, Y500CTS	Y35, Y39 Y750, Y46* PAT750				
YAZV1C2TC14FX	1	175/24-225/24 #1 Weld #1 AWG	—	1/4"	5/8"	0.75"	1.38"	0.12"	3.04"	MY29-11 (2) Y644HSXT (1) Y81KFT (2) Y81KFTMBH (2) PAT81KFT-18V (2)	W1CVT (2) W1CRT-1 (2) X1CRT-1 (2)	W1CVT (2) W1CRT-1 (2) X1CRT-1 (2)	U1CRT-1 (2)	Green	11 or 375	1-7/16"	
YAZV1C2TC14E2FX				1/4"	3/4"	0.75"	1.38"	0.12"	3.16"								
YAZV1C2TC14E1FX				1/4"	1"	0.75"	1.38"	0.12"	3.41"								
YAZV1C2TC516E6FX				5/16"	7/8"	0.75"	1.38"	0.12"	3.35"								
YAZV1C2TC516FX				5/16"	1"	0.75"	1.38"	0.12"	3.47"								
YAZV1C2TC38FX				3/8"	1"	0.75"	1.38"	0.12"	3.60"								
YAZV252TC14FX	1	275/24 1/0 Weld 1/0 AWG	50	1/4"	5/8"	0.83"	1.50"	0.12"	3.20"	W25VT (4) W25RT (4) X25RT (4)	W25VT (4) W25RT (4) X25RT (4)	U25RT (2)	Pink	12 or 348	1-9/16"		
YAZV252TC14E2FX				1/4"	3/4"	0.83"	1.50"	0.12"	3.32"								
YAZV252TC38FX				3/8"	1"	0.83"	1.50"	0.12"	3.76"								
YAZV252NTCFX				1/2"	1-3/4"	0.83"	1.50"	0.12"	4.95"								
YAZV262TC14FX	1	325/24 2/0 Weld 2/0 AWG	70	1/4"	5/8"	0.93"	1.50"	0.13"	3.20"	W26VT (4) W26RT (4) X26RT (4)	W26VT (4) W26RT (4) X26RT (4)	U26RT (2)	Black	13	1-9/16"		
YAZV262TC14E2FX				1/4"	3/4"	0.93"	1.50"	0.13"	3.32"								
YAZV262TC38E6FX				3/8"	7/8"	1.71"	1.50"	0.13"	3.68"								
YAZV262TC38FX				3/8"	1"	0.93"	1.50"	0.13"	3.76"								
YAZV262NTCFX				1/2"	1-3/4"	0.93"	1.50"	0.13"	4.95"								
YAZV272TC14E2FX	1	450/24 3/0 Weld 3/0 AWG	95	1/4"	3/4"	1.03"	1.50"	0.14"	3.36"	W27VT (4) W27RT (4) X27RT (6)	W27VT (4) W27RT (4) X27RT (6)	U27RT (2)	Orange	14	1-9/16"		
YAZV272TC38FX				3/8"	1"	1.03"	1.50"	0.14"	3.80"								
YAZV282TC14E2FX	1	550/24 4/0 Weld 4/0 AWG	120	1/4"	3/4"	1.14"	1.62"	0.15"	3.52"	W28VT (4) W28RT (4) X28RT (6)	W28VT (4) W28RT (4) X28RT (6)	U28RT (2)	Purple	15	1-11/16"		
YAZV282TC38FX				3/8"	1"	1.14"	1.62"	0.15"	3.96"								
YAZV282NTCFX				1/2"	1-3/4"	1.14"	1.62"	0.15"	4.93"								
YAZV292NT516FX	1	4/0 Flex Class I, K, M	—	5/16"	1-3/4"	0.96"	2.00"	0.16"	4.62"	W29VT (4) X29RT (8)	W29RT (4) W29VT (4) X29RT (8)	U29RT (2)	Yellow	16	2-1/16"		
YAZ302TC38FX	1	250 Flex CLASS G 259 Str. CLASS H 427 Str.	—	3/8"	1"	1.20"	2.00"	0.16"	4.42"	Y644HSXT (1) Y81KFT (2) Y81KFTMBH (2) PAT81KFT-18V (2)	W29VT (4) X29RT (8)	W29RT (4) W29VT (4) X29RT (8)	U29RT (2)	Yellow	16	2-1/16"	

* Use PUADP-1 adapter with U dies in Y46 HYPRESS™ ▲ See tooling section of this catalog for complete tool and die listings. Use ONLY color-coded die recommendations for -FX connectors. For nest/indenter system contact factory ♦ For applications greater than 2000 Volts consult cable manufacturer for voltage stress relief instructions **Note:** All dimensions shown are for reference only.

** The MM² conductor size referenced here is for both Class 2 and Class 5 conductor

*** The MM² conductor sizes listed are the recommendations for Class 5 conductor

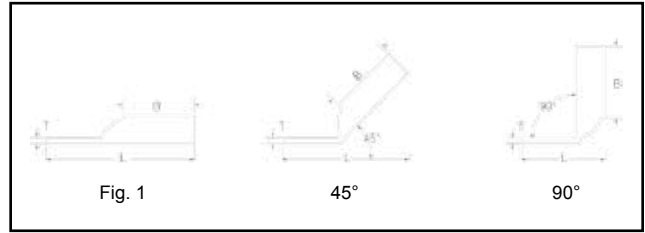
Blue highlighted items are industry standard and most frequently ordered.

US: 1-800-346-4175

www.burndy.com

Canada: 1-800-387-6487

**TWO HOLE HYLUG™
FLEX CONDUCTOR LONG
BARREL WITH INSPECTION
WINDOW**
(Continued)



C-67

UL Listed 90° C,
600 Volts to 35kV ♦

45° and 90° angles are available.
Please contact Customer Service to order:
1-800-346-4175



Catalog Number	Fig. #	Conductor		Stud Hole Size	Stud Hole Spacing	Tongue Width	Figure Dimensions			Dieless (# of Crimps)	▲ Installation Tooling						
		AWG	*** MM²				(B)	(T)	(L)		Mechanical		Hydraulic		Color Code	Die Index	Wire Strip Length
											MD6, OUR840, MD7-34R	BCT500HS, Y500CTHS	Y35, Y39, Y750, Y46*, PAT750				
YAZ312TC14E2FX	1	250 Flex 637/24 CLASS I, K, M	150	1/4"	3/4"	1.29"	2.00"	0.18"	4.02"	Y644HSXT (1) Y81KFT (2) Y81KFTMBH (2) PAT81KFT-18V (2)	W30VT (4)	W30VT (4) W30RT (4)	U30RT (4)	White	17 or 298	2-1/16"	
YAZ312TC38FX				3/8"	1"	1.29"	2.00"	0.18"	4.45"								
YAZ312NTCFX				1/2"	1-3/4"	3.02"	2.00"	0.18"	5.64"								
YAZ322TC38FX	1	775/24 313.1 kcmil	185	3/8"	1"	1.40"	2.12"	0.19"	4.62"	Y644HSXT (1) Y81KFT (2) Y81KFTMBH (2) PAT81KFT-18V (2)	W31VT (4)	W31VT (4) W31RT (4)	U31RT (4)	Red	18 or 324	2-3/16"	
YAZ342TC14E2FX	1	373.3 kcmil 925/24 350 kcmil nom.)	240	1/4"	3/4"	1.55"	2.25"	0.23"	4.42"								
YAZ342TC38FX				3/8"	1"	1.55"	2.25"	0.23"	4.85"								
YAZ342NT38FX				3/8"	1"	0.96"	2.25"	0.23"	4.85"								
YAZ342NTCFX				1/2"	1-3/4"	1.55"	2.25"	0.23"	6.04"								
YAZ362TC38FX	1	1100/24 444.4 kcmil	—	3/8"	1"	1.74"	2.69"	0.27"	5.55"	Y644HSXT (1) Y81KFT (2) Y81KFTMBH (2) PAT81KFT-18V (2)	—	—	U34RT (4)	Brown	20 or 299	2-3/4"	
YAZ382NT38FX	1	535.3 kcmil 1325/24 500 kcmil Flex	300	3/8"	1"	1.62"	2.81"	0.27"	5.72"								
YAZ382TC38FX				3/8"	1"	1.84"	2.81"	0.27"	5.72"								
YAZ382NNTFX				1/2"	1-3/4"	1.62"	2.81"	0.27"	6.72"								
YAZ382NTCFX				1/2"	1-3/4"	1.62"	2.81"	0.27"	6.72"								
YAZ402NTCFX	1	646 kcmil 1600/24 650 kcmil Flex	—	1/2"	1-3/4"	1.98"	2.94"	0.30"	6.89"	Y644HSXT (1) Y644MBH (1)	U39RT (4)	—	U39RT (4)	Black	24	3"	
YAZ442NT38FX	1	777.7 kcmil 1925/24 750 Flex	—	3/8"	1"	1.62"	3.00"	0.33"	6.08"								—

* Use PUADP-1 adapter with U dies in Y46 HYPRESS™ ▲ See tooling section of this catalog for complete tool and die listings. Use ONLY color-coded die recommendations for -FX connectors. For nest/indenter system contact factory
 ** The MM² conductor size referenced here is for both Class 2 and Class 5 conductor
 *** The MM² conductor sizes listed are the recommendations for Class 5 conductor
 ♦ For applications greater than 2000 Volts consult cable manufacturer for voltage stress relief instructions.
 Note: All dimensions shown are for reference only.

Blue highlighted items are industry standard and most frequently ordered.

Compression Connections

BURNDY®

Copper Compression — Flex — Long Barrel — Belled End — No Inspection Window

TWO HOLE HYLUG™ FLEX CONDUCTOR LONG BARREL BELLED END

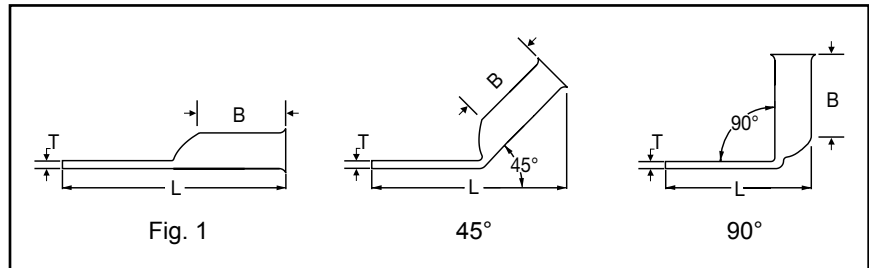
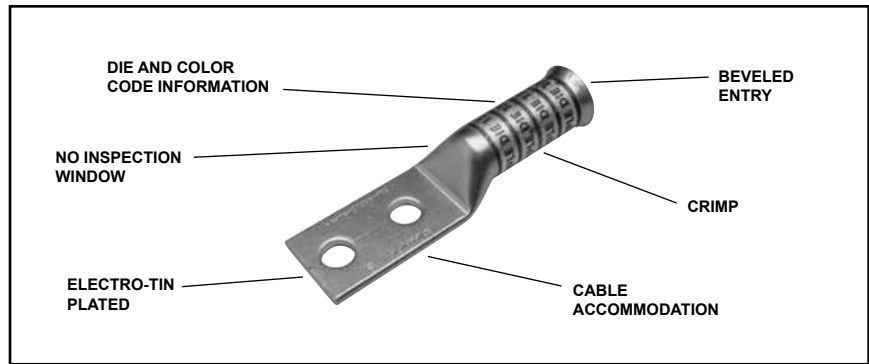
C-68

TYPES YA-2TC-FXB,
YAV-2TC-FXB

COPPER COMPRESSION TERMINAL

UL Listed 90° C,
600 Volts to 35kV ♦

45° and 90° angles are available.
Please contact Customer Service to order:
1-800-346-4175



Catalog Number	Fig #	Conductor		Stud Hole Size	Stud Hole Spacing	Tongue Width	Figure Dimensions			▲ Installation Tooling				Wire Strip Length										
		AWG	*** MM ²				(B)	(T)	(L)	Dieless (# of crimps)	Mechanical		Hydraulic		Color Code	Die Index								
											MD6, OUR840, MD7-34R	BCT500HS, Y500CTHS	Y35, Y39, Y750, Y46*, PAT750											
YA8C2TC14E2-FXB	1	37/24 #8 Weld #8 AWG #8 Sol #6 Sol	10	1/4"	3/4"	0.44"	0.90"	0.08"	2.54"	Y8MRB-1 (2) Y1MRTC (2) MY29-11 (2) Y81KFT (1) Y81KFTMBH (1) PAT81KFT-18V (1)	W8CRT (2) W8CVT (2) X8CRT (2)	W8CVT (2) W8CRT (2) X8CRT (2)	U8CRT (2)	Red	49	1"								
YA8C2TC38-FXB				3/8"	1"	0.58"	0.90"	0.06"	2.98"															
YAV6C2TC14-FXB	1	61/24 #6 Weld #6 AWG	16	1/4"	5/8"	0.48"	1.22"	0.08"	2.76"	Y1MRTC (2) MY29-11 (2) Y644HSXT (1) Y81KFT (1) Y81KFTMBH (1) PAT81KFT-18V (1)	W5CVT (2) W5CRT (2) X5CRT (2)	W5CVT (2) W5CRT (2) X5CRT (2)	U5CRT (2)	Blue	7	1-5/16"								
YAV6C2TC14E2-FXB				1/4"	3/4"	0.48"	1.22"	0.08"	2.88"															
YAV6C2TC38-FXB				3/8"	1"	0.58"	1.22"	0.06"	3.32"															
YAV6C2N-FXB				1/2"	1-3/4"	0.83"	1.22"	0.12"	4.51"															
YAV4C2TC14-FXB	1	91/24 - 105/24 #4 Weld #4 AWG	—	1/4"	5/8"	0.55"	1.22"	0.09"	2.81"	Y1MRTC (4) MY29-11 (2) Y644HSXT (1) Y81KFT (1) Y81KFTMBH (1) PAT81KFT-18V (1)	W4CVT (2) W4CRT (2) X4CRT (2)	W4CVT (2) W4CRT (2) X4CRT (2)	U4CRT (2)	Gray	8	1-5/16"								
YAV4C2TC14E2-FXB				1/4"	3/4"	0.55"	1.22"	0.09"	2.93"															
YAV4C2TC516-FXB				5/16"	1"	0.55"	1.22"	0.09"	3.24"															
YAV4C2TC38-FXB				3/8"	1"	0.58"	1.22"	0.09"	3.37"															
YAV4C2N-FXB				1/2"	1-3/4"	0.83"	1.22"	0.12"	4.56"															
YA3C2TC516-FXB	1	105/24 - 125/24 #3 Weld #3 AWG	—	5/16"	1"	0.55"	1.48"	0.09"	3.51"	Y1MRTC (4) MY29-11 (2) Y644HSXT (1) Y81KFT (1) Y81KFTMBH (1) PAT81KFT-18V (1)	W3CRT (2)	W3CRT (2)	U3CRT (2)	White	9	1-9/16"								
YA3C2TC38-FXB				3/8"	1"	0.58"	1.48"	0.09"	3.64"															
YAV3C2N-FXB				1/2"	1.75"	0.83"	1.48"	0.12"	4.83"															
YAV2C2TC14-FXB	1	125/24 - 150/24 #2 Weld #2 AWG	35	1/4"	5/8"	0.68"	1.35"	0.10"	3.00"	Y1MRTC (4) MY29-11 (2) Y644HSXT (1) Y81KFT (1) Y81KFTMBH (1) PAT81KFT-18V (1)	W2CVT (2) W2CRT (2) X2CRT (2)	W2CVT (2) W2CRT (2) X2CRT (2)	U2CRT (2)	Brown	10	1-7/16"								
YAV2C2TC14E2-FXB				1/4"	3/4"	0.68"	1.35"	0.10"	3.13"															
YAV2C2TC14E1-FXB				1/4"	1"	0.68"	1.35"	0.10"	3.38"															
YAV2C2TC516-FXB				5/16"	1"	0.68"	1.35"	0.10"	3.44"															
YAV2C2TC38-FXB				3/8"	1"	0.68"	1.35"	0.10"	3.57"															
YAV2C2N-FXB				1/2"	1-3/4"	0.83"	1.35"	0.12"	4.76"															

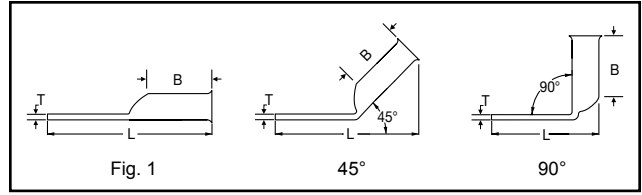

Consult cable manufacturers for stress relief instructions
 ♦ For applications greater than 2000 Volts consult cable manufacturer for voltage stress relief instructions
 * Use PUADP-1 adaptor with U dies in Y46 HYPRESS™
 ** The MM² conductor sizes referenced here are for both Class 2 and Class 5 conductors

*** The MM² conductor sizes listed are the recommendations for Class 5 conductor
 ‡ P-RT die sets for use in Y46 HYPRESS™ only, PUADP adaptor not required
 Note: All dimensions shown are for reference only.

▲ See tooling section of this catalog for complete tool and die listings. Use ONLY color-coded die recommendations for -FX connectors
 Consult shielded cable manufacturers for stress relief instructions.

Blue highlighted items are industry standard and most frequently ordered.

**TWO HOLE HYLUG™
FLEX CONDUCTOR
LONG BARREL
BELLED END
(Continued)**



45° and 90° angles are available.
Please contact Customer Service to order:
1-800-346-4175



C-69

UL Listed 90° C,
600 Volts to 35kV ♦

Catalog Number	Fig #	Conductor		Stud Hole Size	Stud Hole Spacing	Tongue Width	Figure Dimensions			Dieless (# of crimps)	▲ Installation Tooling											
		AWG	MM²				(B)	(T)	(L)		Mechanical		Hydraulic		Color Code	Die Index	Wire Strip Length					
											MD6, OUR840, MD7-34R	BCT500HS, Y500CTHS	Y35, Y39 Y750, Y46* PAT750									
YAV1C2TC38-FXB	1	175/24-225/24	—	3/8"	1"	0.75"	1.50"	0.12"	3.74"	MY29-11 (2) Y644HSXT (1) Y81KFT (1) Y81KFTMBH (1) PAT81KFT-18V (1)	W1CVT (2) W1CRT-1 (2) X1CRT-1 (2)	W1CVT (2) W1CRT-1 (2) X1CRT-1 (2)	U1CRT-1 (2)	Green	11	1-9/16"						
YAV1C2N-FXB		#1 Weld #1 AWG		1/2"	1-3/4"	0.83"	1.50"	0.11"	4.92"													
YAV252TC14-FXB	1	275/24	50	1/4"	5/8"	0.83"	1.50"	0.12"	3.21"	MY29-11 (2) Y644HSXT (1) Y81KFT (2) Y81KFTMBH (2) PAT81KFT-18V (2)	W25VT (4) W25RT (4) X25RT (4)	W25VT (4) W25RT (4) X25RT (4)	U25RT (2)	Pink	12	1-9/16"						
YAV252TC14E2-FXB		1/0 Weld		1/4"	3/4"	0.83"	1.50"	0.12"	3.34"													
YAV252TC38-FXB		1/0 AWG		3/8"	1"	0.83"	1.50"	0.12"	3.78"													
YAV262TC14-FXB	1	325/24	70	1/4"	5/8"	0.93"	1.63"	0.13"	3.40"		MY29-11 (2) Y644HSXT (1) Y81KFT (2) Y81KFTMBH (2) PAT81KFT-18V (2)	W26VT (4) W26RT (4) X26RT (4)	W26VT (4) W26RT (4) X26RT (4)	U26RT (2)	Black	13	1-13/16"					
YAV262TC14E2-FXB				2/0 Weld	1/4"	3/4"	0.93"	1.63"	0.13"			3.52"										
YAV262TC38-FXB				2/0 AWG	3/8"	1"	0.93"	1.63"	0.13"			3.96"										
YAV262NTC38-FXB				2/0 AWG	3/8"	1-3/4"	0.93"	1.63"	0.13"			4.71"										
YAV262N-FXB				1/2"	1-3/4"	0.93"	1.63"	0.13"	5.15"													
YAV272TC14E2-FXB	1	450/24	95	1/4"	3/4"	1.03"	1.64"	0.14"	3.58"			MY29-11 (2) Y644HSXT (1) Y81KFT (2) Y81KFTMBH (2) PAT81KFT-18V (2)	W27VT (4) W27RT (4) X27RT (6)	W27VT (4) W27RT (4) X27RT (6)	U27RT (2)	Orange	14	1-13/16"				
YAV272TC38-FXB		3/0 Weld		3/8"	1"	1.03"	1.64"	0.14"	4.01"													
YAV272N-FXB		3/0 AWG		1/2"	1-3/4"	1.03"	1.64"	0.14"	5.20"													
YAV282TC14E2-FXB	1	550/24	120	1/4"	3/4"	1.14"	1.77"	0.14"	3.76"				MY29-11 (2) Y644HSXT (1) Y81KFT (2) Y81KFTMBH (2) PAT81KFT-18V (2)	W28VT (4) W28RT (4) X28RT (6)	W28VT (4) W28RT (4) X28RT (6)	U28RT (2)	Purple	15	1-7/8"			
YAV282TC38-FXB				4/0 Weld	3/8"	1"	1.14"	1.77"	0.14"					4.20"								
YAV282NT38-FXB				4/0 AWG	3/8"	1"	1.14"	1.77"	0.14"					4.20"								
YAV282NTC38-FXB				4/0 AWG	3/8"	1-3/4"	1.14"	1.77"	0.14"					4.20"								
YAV282N-FXB				4/0 AWG	1/2"	1-3/4"	1.14"	1.77"	0.14"	5.39"												
YAV292TC14E2-FXB	1	550/24	—	1/4"	3/4"	1.18"	2.16"	0.16"	4.19"	MY29-11 (2) Y644HSXT (1) Y81KFT (2) Y81KFTMBH (2) PAT81KFT-18V (2)				W29VT (4) W29RT (6)	W29VT (4) W29RT (4) X29RT (6)	U29RT (2)	Yellow	16	2-1/4"			
YAV292TC38-FXB				4/0 Weld	3/8"	1"	1.18"	2.16"	0.16"					3.62"								
YAV292NT38-FXB				4/0 Weld	3/8"	1"	0.75"	2.16"	0.16"		5.54"											
YAV292NTC38-FXB				4/0 Weld	3/8"	1-3/4"	1.18"	2.16"	0.16"		5.37"											
YAV292N-FXB				4/0 Weld	1/2"	1-3/4"	1.18"	2.16"	0.16"		5.81"											
YA302N-FXB	1	250 Flex-CLASS G 259 Str. CLASS H 427 Str.	—	1/2"	1-3/4"	1.20"	2.16"	0.16"	5.80"		Y644HSXT (1) Y81KFT (2) Y81KFTMBH (2) PAT81KFT-18V (2)			W29VT (4) W29RT (6)	W29VT (4) W29RT (4) X29RT (6)	U29RT (2)	Yellow	16	2-1/4"			
YA312TC38-FXB	1	250 Flex 637/24 CLASS I,K,M	150	3/8"	1"	1.29"	2.18"	0.18"	4.66"		Y644HSXT (1) Y81KFT (2) Y81KFTMBH (2) PAT81KFT-18V (2)			W30VT (4)	W30VT (4) W30RT (4)	U30RT (4)	White	17	2-1/4"			
YA312N-FXB				1/2"	1-3/4"	1.29"	2.18"	0.18"	5.85"													

Consult cable manufacturers for stress relief instructions

♦ For applications greater than 2000 Volts consult cable manufacturer for voltage stress relief instructions

* Use PUADP-1 adaptor with U dies in Y46 HYPRESS™

** The MM² conductor sizes referenced here are for both Class 2 and Class 5 conductors

*** The MM² conductor sizes listed are the recommendations for Class 5 conductor

‡ P-RT die sets for use in Y46 HYPRESS™ only, PUADP adapter not required

Note: All dimensions shown are for reference only.

▲ See tooling section of this catalog for complete tool and die listings. Use ONLY color-coded die recommendations for -FX connectors

Consult shielded cable manufacturers for stress relief instructions.

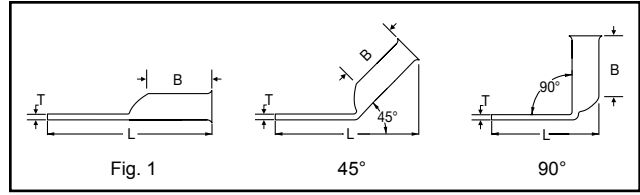

Blue highlighted items are industry standard and most frequently ordered.

Compression Connections

BURNDY®

Copper Compression — Flex — Long Barrel — Belled End — No Inspection Window

TWO HOLE HYLUG™ FLEX CONDUCTOR LONG BARREL BELLED END (Continued)



45° and 90° angles are available.

Please contact Customer Service to order:
1-800-346-4175



C-70

UL Listed 90° C,
600 Volts to 35kV ♦

Catalog Number	Fig #	Conductor		Stud Hole Size	Stud Hole Spacing	Tongue Width	Figure Dimensions			Dieless (# of crimps)	▲ Installation Tooling					Wire Strip Length	
		AWG	MM ²				(B)	(T)	(L)		Mechanical		Hydraulic		Color Code		Die Index
											MD6, OUR840, MD7-34R	BCT500HS, Y500CTS	Y35, Y39 Y750, Y46* PAT750				
YA322TC38-FXB	1	775/24	185	3/8"	1"	1.40"	2.32"	0.19"	4.85"	Y644HSXT (1) Y81KFT (2) Y81KFTMBH (2) PAT81KFT-18V (2)	W31VT (4)	W31RT (4) W31VT (4)	U31RT (4)	Red	18	2-1/4"	
YA322N-FXB		313.1 kcmil		1/2"	1-3/4"	1.40"	2.32"	0.19"	6.04"		W32VT (4)	W32RT (4) W32VT (4)	U32RT (4)	Blue	19	2-9/16"	
YA342TC38-FXB	1	925/24	240	3/8"	1"	1.55"	2.48"	0.23"	5.10"	Y644HSXT (1) Y81KFT (2) Y81KFTMBH (2) PAT81KFT-18V (2)	W32VT (4)	W32RT (4) W32VT (4)	U32RT (4)	Blue	19	2-9/16"	
YA342N-FXB		373.7 kcmil (350 kcmil nom.)		1/2"	1-3/4"	1.55"	2.48"	0.23"	6.29"		W32VT (4)	W32RT (4) W32VT (4)	U32RT (4)	Blue	19	2-9/16"	
YA362NFXB	1	1100/24	300	1/2"	1-3/4"	1.73"	2.95"	0.26"	6.84"	Y644HSXT (1) Y81KFT (2) Y81KFTMBH (2) PAT81KFT-18V (2)	—	—	U34RT (4)	Brown	20	3-1/16"	
YA382TC38-FXB	1	1325/24	535.3 kcmil (500 kcmil nom.)	3/8"	1"	1.84"	3.08"	0.26"	6.01"	Y644HSXT (1) Y81KFT (3) Y81KFTMBH (3) PAT81KFT-18V (3)	—	—	U38XRT (4)	Pink	L99	3-3/16"	
YA382N-FXB				3/8"	1-3/4"	1.84"	3.08"	0.26"	7.01"		—	—	U38XRT (4)	Pink	L99	3-3/16"	
YA382-FXBG3				1/2"	1-3/16"	1.84"	3.08"	0.27"	6.26"		—	—	U38XRT (4)	Pink	L99	3-3/16"	
YA382-FXBG2				1/2"	2"	1.84"	3.08"	0.27"	6.82"		—	—	U38XRT (4)	Pink	L99	3-3/16"	
YA402N-FXB	1	1600/24	400	1/2"	1-3/4"	1.98"	3.24"	0.30"	7.22"	Y644HSXT (1) Y81KFT (3) Y81KFTMBH (3) PAT81KFT-18V (3)	—	—	U39RT (4)	Black	24	3-5/16"	
YA442TC38-FXB	1	1925/24	500	3/8"	1"	2.19"	3.33"	0.33"	6.44"	Y644HSXT (1) Y81KFT (3) Y81KFTMBH (3) PAT81KFT-18V (3)	—	—	U44XRT (4)	Yellow	L115	3-7/16"	
YA442N-FXB		777.7 kcmil (750 kcmil nom.)		1/2"	1-3/4"	2.19"	3.33"	0.33"	7.44"		—	—	U44XRT (4)	Yellow	L115	3-7/16"	
YA462N-FXB	1	2750/24	—	1/2"	1-3/4"	2.69"	3.58"	0.39"	7.91"	—	—	—	P45RT (4) ‡	—	29	3-11/16"	

Consult cable manufacturers for stress relief instructions
 ♦ For applications greater than 2000 Volts consult cable manufacturer for voltage stress relief instructions
 * Use PUADP-1 adaptor with U dies in Y46 HYPRESS™
 ** The MM² conductor sizes referenced here are for both Class 2 and Class 5 conductors

*** The MM² conductor sizes listed are the recommendations for Class 5 conductor
 ‡ P-RT die sets for use in Y46 HYPRESS™ only, PUADP adaptor not required
Note: All dimensions shown are for reference only.

▲ See tooling section of this catalog for complete tool and die listings. Use ONLY color-coded die recommendations for -FX connectors
 Consult shielded cable manufacturers for stress relief instructions.

Blue highlighted items are industry standard and most frequently ordered.

US: 1-800-346-4175

www.burndy.com

Canada: 1-800-387-6487

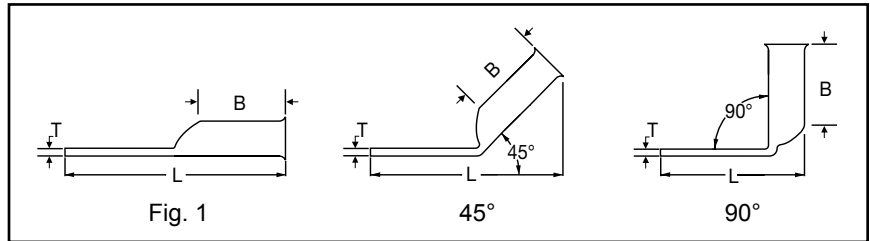
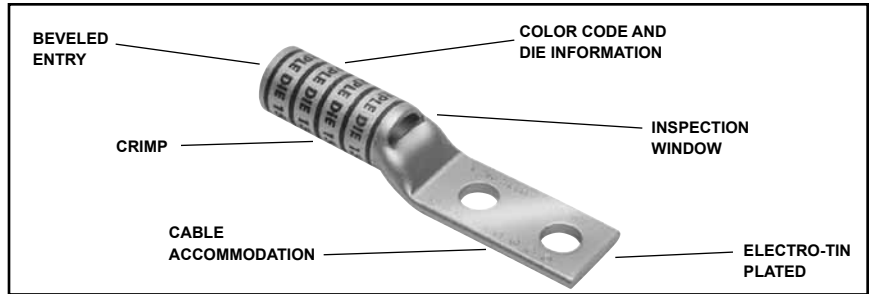
**TWO HOLE HYLUG™
FLEX CONDUCTOR
LONG BARREL
NARROW TONGUE**

**TYPES YAZ-2-NTFX,
YAZV-2NTFX**

**COPPER COMPRESSION
NARROW TONGUE TERMINAL**

UL Listed 90° C,
600 Volts to 35 kV ♦

45° and 90° angles are available.
Please contact Customer Service to order:
1-800-346-4175



Catalog Number	Fig. #	Conductor		Stud Hole Size	Stud Hole Spacing	Tongue Width	Figure Dimensions			Dieless (# of crimps)	▲ Installation Tooling					Wire Strip Length	
		AWG	MM ²				(B)	(T)	(L)		Mechanical		Hydraulic		Color Code		Die Index
											MD6, OUR840, MD7-34R	BCT500HS, Y500CTHS	Y35, Y39, Y750, Y46*, PAT750				
YAZV4C2NT14E2FX	1	#4 AWG #4 Weld 91/24 105/24	—	1/4"	0.75"	0.44"	1.25"	0.09"	2.95"	Y1MRTC (4) MY29-11 (2) Y644HSXT (1) Y81KFT (1)	W4CVT (2) W4CRT (2) X4CRT (2)	W4CVT (2) W4CRT (2) X4CRT (2)	U4CRT (2)	Gray	8	1-5/16"	
YAZV2C2NT14E2FX	1	#2 AWG #2 Weld 125/24 150/24	35	1/4"	0.75"	0.50"	1.38"	0.10"	3.14"	Y81KFTMBH (1) PAT81KFT-18V (1)	W2CVT (2) W2CRT (2) X2CRT (2)	W2CVT (2) W2CRT (2) X2CRT (2)	U2CRT (2)	Brown	10	1-7/16"	
YAZV252NT14FX	1	1/0 AWG 1/0 Weld 275/24	—	1/4"	0.62"	0.48"	1.50"	0.12"	3.35"	Y644HS (1) Y644MBH (1) PAT644 (1) Y81KFT (2) PAT81KFT (2) Y4PC834 (2) PAT4PC834 (2)	W25VT (4) W25RT (4) X25RT (4)	W25VT (4) W25RT (4) X25RT (4)	U25RT (2)	Pink	12 or 348	1-9/16"	
YAZV282NT38FX	1	4/0 AWG 4/0 Weld 550/24	—	3/8"	1.00"	0.94"	1.62"	0.17"	3.96"	MY29-11 (2) Y644HSXT (1) Y81KFT (2) Y81KFTMBH (2) PAT81KFT-18V (2)	W28VT (4) W28RT (4) X28RT (6)	W28VT (4) W28RT (4) X28RT (6)	U28RT (2)	Purple	15	1-11/16"	
YAZV292NT516FX	1	4/0 Flex Class I, K, M	—	5/16"	1.00"	0.96"	2.00"	0.16"	4.28"	Y644HSXT (1) Y81KFT (2)	W29VT (4) X29RT (8)	W29VT (4) W29RT (4) X29RT (8)	U29RT (2)	Yellow	16	2-1/16"	
YAZ342NT38FX	1	373.7 925/24 350 kcmil Flex	240	3/8"	1.00"	0.96"	2.25"	0.23"	4.85"	Y81KFTMBH (2) PAT81KFT-18V (2)	W32VT (4)	W32VT (4) W32RT (4)	U32RT (4)	Blue	19	2-5/16"	

Consult cable manufacturers for stress relief instructions
♦ For applications greater than 2000 Volts consult cable manufacturer for voltage stress relief instructions
* Use PUADP-1 adaptor with U dies in Y46 HYPRESS™

*** The MM² conductor sizes Listed are the recommendations for Class 5 conductor.
▲ See tooling section of this catalog for complete tool and die listings. Use ONLY color-coded die recommendations for -FX connectors.

Note: All dimensions shown are for reference only.

Blue highlighted items are industry standard and most frequently ordered.

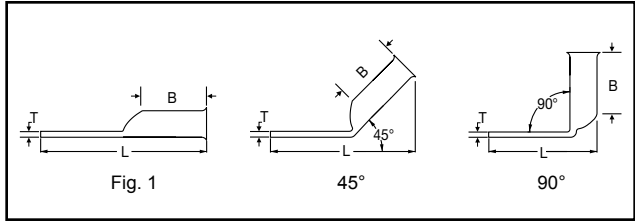
Compression Connections

BURNDY®

Copper Compression — Flex — Long Barrel — Narrow Tongue

TWO HOLE HYLUG™ FLEX CONDUCTOR LONG BARREL NARROW TONGUE

(Continued)



45° and 90° angles are available.
Please contact Customer Service to order:
1-800-346-4175



C-72

UL Listed 90° C,
600 Volts to 35 kV ♦

Catalog Number	Fig. #	Conductor		Stud Hole Size	Stud Hole Spacing	Tongue Width	Figure Dimensions			Dieless (# of crimps)	▲ Installation Tooling					
		AWG	MM²				(B)	(T)	(L)		Mechanical	Hydraulic		Color Code	Die Index	Wire Strip Length
											MD6, OUR840, MD7-34R	BCT500HS, Y500CTHS	Y35, Y39, Y750, Y46*, PAT750			
YAZ382ENT38FX	1	535.3 kcmil 1325/24 500 kcmil Flex	300	3/8"	1.00"	1.46"	2.81"	0.27"	5.72"	Y644HSXT (1) Y81KFT (2) Y81KFTMBH (2) PAT81KFT-18V (2)	—	—	U38XRT (4)	Pink	L99	2-7/8"
YAZ382NT38FX				3/8"	1.00"	1.62"	2.81"	0.27"	5.72"		—	—				
YAZ382NNTFX				1/2"	1.75"	1.62"	2.81"	0.27"	6.72"		—	—				
YAZ442NT38FX	1	777.7 kcmil 1925/24 750 Flex	500	3/8"	1.00"	1.62"	3.00"	0.33"	6.09"	—	—	U44XRT (4)	Yellow	L115	3-1/16"	

Consult cable manufacturers for stress relief instructions
♦ For applications greater than 2000 Volts consult cable manufacturer for voltage stress relief instructions
*** The MM² conductor sizes listed are the recommendations for Class 5 conductor.

* Use PUADP-1 adaptor with U dies in Y46 HYPRESS™ **Note:** All dimensions shown are for reference only.
▲ See tooling section of this catalog for complete tool and die listings. Use ONLY color-coded die recommendations for -FX connectors

Blue highlighted items are industry standard and most frequently ordered.

US: 1-800-346-4175

www.burndy.com

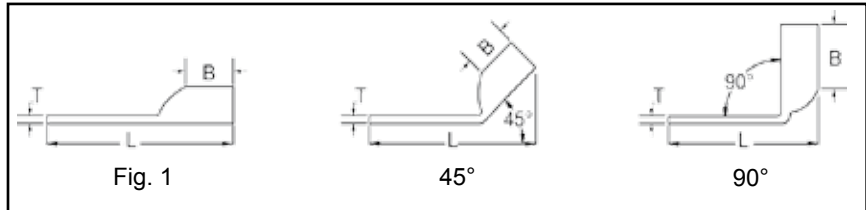

Canada: 1-800-387-6487

**ONE HOLE HYLUG™
FLEX CONDUCTOR
STANDARD BARREL
LEAD PLATED**

TYPE YAG-L-TC-LD

UL Listed 90° C,
600 Volts to 35kV ♦

45° and 90° angles are available.
Please contact Customer Service to order:
1-800-346-4175



C-73

Catalog Number	Fig #	Conductor		Stud Hole Size	Tongue Width	Figure Dimensions			Dieless (# of crimps)	▲ Installation Tooling				Wire Strip Length		
		AWG	MM²			(B)	(T)	(L)		Mechanical		Hydraulic			Color Code	Die Index
										MD6, OUR840, MD7-34R	BCT500HS, Y500CTS	Y35, Y39, Y750, Y46*, PAT750				
YAG18TC516LD	1	#22 - #18 AWG	—	5/16"	0.35"	0.32"	0.06"	1.42"	MR20 (1)				—	—	1/4"	
YAG8CLTC10LD	1	#8 Weld #8 AWG #8 Sol #6 Sol	10	#10	0.41"	0.44"	0.08"	1.19"	MY29-11 (1) Y1MRTC (1) Y81KFT (1) Y81KFTMBH (1) PAT81KFT-18V (1)	W8CVT (1) W8CRT (1) X8CRT (1)	W8CVT (1) W8CRT (1) X8CRT (1)	U8CRT (1)	Red	49	1/2"	
YAG8CLTC14LD				1/4"	0.44"	0.44"	0.08"	1.32"								
YAG8CLTC516LD				5/16"	0.52"	0.44"	0.06"	1.38"								
YAG8CLTC38LD				3/8"	0.58"	0.44"	0.06"	1.51"								
YAG8CLTC12LD				1/2"	0.71"	0.44"	0.05"	1.76"								
YAG6CLTC10LD	1	#6 Weld #6 AWG	16	#10	0.48"	0.50"	0.08"	1.30"	Y1MRTC (1) MY29-11 (1) Y81KFT (1) Y81KFTMBH (1) PAT81KFT-18V (1) Y644HSXT (1)	W5CVT (1) W5CRT (1) X5CRT (1)	W5CVT (1) W5CRT (1) X5CRT (1)	U5CRT (1)	Blue	7	1/2"	
YAG6CLTC14LD				1/4"	0.48"	0.50"	0.08"	1.43"								
YAG6CLTC516LD				5/16"	0.52"	0.50"	0.07"	1.49"								
YAG6CLTC38LD				3/8"	0.58"	0.50"	0.06"	1.61"								
YAG6CLTC12LD				1/2"	0.75"	0.50"	0.12"	1.86"								
YAG4CLTC10LD	1	#4 Weld #4 AWG	—	#10	0.55"	0.50"	0.09"	1.36"	Y1MRTC (2) MY29-11 (1) Y81KFT (1) Y81KFTMBH (1) PAT81KFT-18V (1) Y644HSXT (1)	W4CVT (1) W4CRT (1) X4CRT (1)	W4CVT (1) W4CRT (1) X4CRT (1)	U4CRT (1)	Gray	8	1/2"	
YAG4CLNT10LD				#10	0.41"	0.50"	0.09"	1.36"								
YAG4CLTC14LD				1/4"	0.55"	0.50"	0.09"	1.48"								
YAG4CLTC516LD				5/16"	0.55"	0.50"	0.09"	1.55"								
YAG4CLTC38LD				3/8"	0.58"	0.50"	0.08"	1.67"								
YAG4CLTC12LD	1/2"	0.71"	0.50"	0.07"	1.92"											
YAG2CLTC10LD	1	#2 Weld #2 AWG	35	#10	0.68"	0.63"	0.10"	1.52"	PAT81KFT-18V (1) Y644HSXT (1)	W2CRT (1) W2CVT (1) X2CRT (1)	W2CRT (1) W2CVT (1) X2CRT (1)	U2CRT (1)	Brown	10	11/16"	
YAG2CLTC14LD				1/4"	0.68"	0.63"	0.10"	1.64"								
YAG2CLTC516LD				5/16"	0.68"	0.63"	0.10"	1.70"								
YAG2CLTC38LD				3/8"	0.68"	0.63"	0.10"	1.83"								
YAG2CLTC12LD				1/2"	0.73"	0.63"	0.09"	2.12"								
YAG1CLTC10LD	1	#1 Weld #1 AWG	—	#10	0.75"	0.65"	0.12"	1.54"	MY29-11 (1) Y81KFT (1) Y81KFTMBH (1) PAT81KFT-18V (1)	W1CVT (1) W1CRT-1 (1) X1CRT-1 (1)	W1CVT (1) W1CRT-1 (1) X1CRT-1 (1)	U1CRT-1 (1)	Green	11	11/16"	
YAG1CLTC14LD				1/4"	0.75"	0.65"	0.12"	1.67"								
YAG1CLTC516LD				5/16"	0.75"	0.65"	0.12"	1.73"								
YAG1CLTC38LD				3/8"	0.75"	0.65"	0.12"	1.86"								
YAG1CLTC12LD				1/2"	0.75"	0.65"	0.12"	2.11"								

* Use PUADP-1 adapter with U dies in Y46 HYPRESS™
 ** The MM2 conductor size referenced here is for both Class 2 and Class 5 conductor.
 *** The MM² conductor sizes Listed are the recommendations for Class 5 conductor.

▲ See tooling section of this catalog for complete tool and die listings.
 † Alternate Tooling includes Y8MRB-1, MY29-11

♦ For applications greater than 2000 Volts consult cable manufacturer for voltage stress relief instructions.
 Note: All dimensions shown are for reference only.

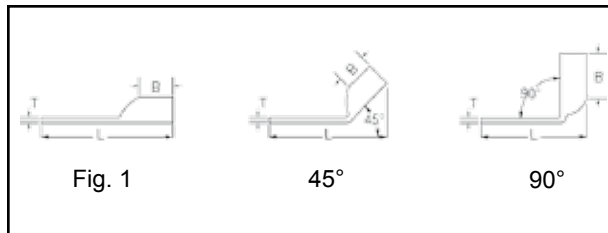

Blue highlighted items are industry standard and most frequently ordered.

Compression Connections

BURNDY®

Copper Compression — Flex — Lead Plated — No Inspection Window

ONE HOLE HYLUG™ FLEX CONDUCTOR STANDARD BARREL LEAD PLATED (Continued)



C-74

UL Listed 90° C,
600 Volts to 35kV ♦

45° and 90° angles are available.
Please contact Customer Service to order:
1-800-346-4175



Catalog Number	Fig #	Conductor		Stud Hole Size	Tongue Width	Figure Dimensions			Dieless (# of crimps)	▲ Installation Tooling							
		AWG	MM²			(B)	(T)	(L)		Mechanical		Hydraulic		Color Code	Die Index	Wire Strip Length	
										MD6, OUR840, MD7-34R	BCT500HS, Y500CTHS	Y35, Y39, Y750, Y46†, PAT750					
YAG25LTC14LD	1	275/24	50	1/4"	0.83"	0.69"	0.12"	1.77"	MY29-11 (1) Y644HSXT (1) Y81KFT (1) Y81KFTMBH (1) PAT81KFT-18V (1)	W25VT (2) W25RT (2) X25RT (2)	W25VT (2) W25RT (2) X25RT (2)	U25RT (1)	Pink	12	11/16"		
YAG25LTC516LD		1/0 Weld		5/16"	0.83"	0.69"	0.12"	1.84"									
YAG25LTC38LD		1/0 AWG		3/8"	0.83"	0.69"	0.12"	1.96"									
YAG25LTC12LD				1/2"	0.83"	0.69"	0.12"	2.21"									
YAG26LTC10LD	1	325/24	70	#10	0.93"	0.81"	0.13"	1.82"		MY29-11 (1) Y644HSXT (1) Y81KFT (1) Y81KFTMBH (1) PAT81KFT-18V (1)	W26VT (2) W26RT (2) X26RT (2)	W26VT (2) W26RT (2) X26RT (2)	U26RT (1)	Black	13	13/16"	
YAG26LTC14LD				1/4"	0.93"	0.81"	0.13"	1.95"									
YAG26LTC516LD				2/0 Weld	5/16"	0.93"	0.81"	0.13"									2.01"
YAG26LTC38LD				2/0 AWG	3/8"	0.93"	0.81"	0.13"									2.13"
YAG26LTC12LD					1/2"	0.93"	0.81"	0.13"									2.38"
YAG26LTC58LD		5/8"	0.93"	0.81"	0.13"	2.63"											
YAG26LTC34LD		3/4"	0.93"	0.81"	0.11"	2.89"											
YAG27LTC10LD	1	450/24	95	#10	1.03"	1.00"	0.14"	2.05"			MY29-11 (1) Y644HSXT (1) Y81KFT (1) Y81KFTMBH (1) PAT81KFT-18V (1)	W27VT (2) W27RT (2) X27RT (3)	W27VT (2) W27RT (2) X27RT (3)	U27RT (1)	Orange	14	1"
YAG27LTC14LD				1/4"	1.03"	1.00"	0.14"	2.18"									
YAG27LTC516LD				3/0 Weld	5/16"	1.03"	1.00"	0.14"	2.24"								
YAG27LTC38LD				3/0 AWG	3/8"	1.03"	1.00"	0.14"	2.37"								
YAG27LTC12LD		1/2"	1.03"	1.00"	0.14"	2.62"											
YAG28LTC14LD	1	550/24	120	1/4"	1.14"	1.03"	0.15"	2.26"	MY29-11 (1) Y644HSXT (1) Y81KFT (1) Y81KFTMBH (1) PAT81KFT-18V (1)	W28VT (2) W28RT (2) X28RT (3)		W28VT (2) W28RT (2) X28RT (3)	U28RT (1)	Purple	15	1-1/16"	
YAG28LTC516LD				5/16"	1.14"	1.03"	0.15"	2.32"									
YAG28LTC516N66LD				4/0 Weld	5/16"	1.14"	1.03"	0.15"									2.64"
YAG28LTC38LD				4/0 AWG	3/8"	1.14"	1.03"	0.15"									2.45"
YAG28LTC12LD					1/2"	1.14"	1.03"	0.15"									2.70"
YAG28LTC58LD		5/8"	1.14"	1.03"	0.15"	2.95"											
YAG29LTC516LD	1	550/24	—	5/16"	1.18"	1.03"	0.16"	2.33"		MY29-11 (1) Y644HSXT (1) Y81KFT (1) Y81KFTMBH (1) PAT81KFT-18V (1)		W29VT (2) X29RT (4)	W29VT (2) W29RT (2) X29RT (4)	U29RT (1)	Yellow	16	1 1/16"
YAG29LTC38LD				3/8"	1.18"	1.03"	0.16"	2.45"									
YAG29LTC12LD				1/2"	1.18"	1.03"	0.16"	2.70"									
YAG29LTC34LD				3/4"	1.18"	1.03"	0.16"	3.14"									
YAG30LTC58LD	1	250 Flex CLASS	—	5/8"	1.20"	1.03"	0.16"	2.97"			MY29-11 (1) Y644HSXT (1) Y81KFT (1) Y81KFTMBH (1) PAT81KFT-18V (1)	W30VT (2)	W30VT (2) W30RT (2)	U30RT (2)	White	17	1-1/8"
YAG30LTC34LD		G- 259 Str. CLASS H- 427 Str.		3/4"	1.20"	1.03"	0.16"	3.16"									
YAG31LTC14LD	1	637/259	150	1/4"	1.29"	1.06"	0.18"	2.35"	MY29-11 (1) Y644HSXT (1) Y81KFT (1) Y81KFTMBH (1) PAT81KFT-18V (1)			W31VT (2)	W31VT (2) W31RT (2)	U31RT (2)	Red	18	1-1/4"
YAG31LTC516LD				5/16"	1.29"	1.06"	0.18"	2.41"									
YAG31LTC38LD				3/8"	1.29"	1.06"	0.18"	2.53"									
YAG31LTC12LD				1/2"	1.29"	1.06"	0.18"	2.78"									
YAG31LNT12LD				1/2"	0.96"	1.06"	0.18"	2.78"									
YAG31LTC58LD				5/8"	1.29"	1.06"	0.18"	3.03"									
YAG31LTC34LD	3/4"	1.29"	1.06"	0.18"	3.22"												
YAG32LTC38LD	1	775/24-300	185	3/8"	1.40"	1.19"	0.19"	2.72"		MY29-11 (1) Y644HSXT (1) Y81KFT (1) Y81KFTMBH (1) PAT81KFT-18V (1)		W31VT (2)	W31VT (2) W31RT (2)	U31RT (2)	Red	18	1-1/4"
YAG32LTC12LD		Flex		1/2"	1.40"	1.19"	0.19"	2.97"									
YAG32LTC58LD		313.1 kcmil		5/8"	1.40"	1.19"	0.19"	3.22"									

* Use PUADP-1 adapter with U dies in Y46 HYPRESS™

*** The MM² conductor sizes listed are the recommendations for Class 5 conductor.

** The MM² conductor size referenced here is for both Class 2 and Class 5 conductor.

▲ See tooling section of this catalog for complete tool and die listings.

† Alternate Tooling includes Y8MRB-1, MY29-11

♦ For applications greater than 2000 Volts consult cable manufacturer for voltage stress relief instructions.

Note: All dimensions shown are for reference only.

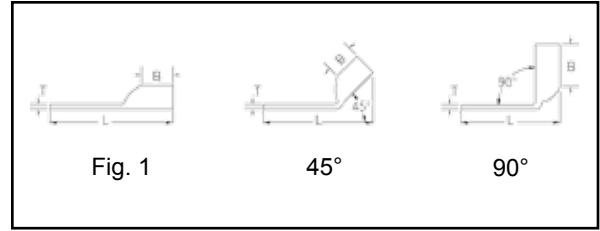

Blue highlighted items are industry standard and most frequently ordered.

US: 1-800-346-4175

www.burndy.com

Canada: 1-800-387-6487

**ONE HOLE HYLUG™
FLEX CONDUCTOR
STANDARD BARREL
LEAD PLATED
(Continued)**



C-75

UL Listed 90° C,
600 Volts to 35kV ♦

45° and 90° angles are available.
Please contact Customer Service to order:
1-800-346-4175



Catalog Number	Fig #	Conductor		Stud Hole Size	Tongue Width	Figure Dimensions			Dieless (# of crimps)	▲ Installation Tooling						
		AWG	MM²			(B)	(T)	(L)		Mechanical		Hydraulic		Color Code	Die Index	Wire Strip Length
										MD6, OUR840, MD7-34R	BCT500HS, Y500CTHS	Y35, Y39, Y750, Y46*, PAT750				
YAG34LTC516LD	1	925/24-350 Flex 373.7 kcmil	240	5/16"	1.55"	1.27"	0.23"	2.78"	Y644HSXT (1) Y81KFT (1) Y81KFTMBH (1) PAT81KFT-18V (1)	W32VT (2)	W32VT (2) W32RT (2)	U32RT (2)	Blue	19	1-5/16"	
YAG34LTC516N66LD				5/16"	1.54"	1.27"	0.23"	3.09"								
YAG34LNT516N66LD				5/16"	0.96"	1.27"	0.23"	3.09"								
YAG34LTC38LD				3/8"	1.55"	1.27"	0.23"	2.91"								
YAG34LTC12LD				1/2"	1.55"	1.27"	0.23"	3.16"								
YAG34LTC58LD				5/8"	1.55"	1.27"	0.23"	3.41"								
YAG36LTC12LD	1	1100/24-450 Flex 444.4 kcmil	—	1/2"	1.73"	1.38"	0.27"	3.34"	—	—	U34RT (2)	Brown	20	1-3/8"		
YAG36LTC58LD				5/8"	1.73"	1.38"	0.27"	3.59"								
YAG38LTC516LD	1	1325/24-500 Flex 535.3 kcmil	300	5/16"	1.84"	1.45"	0.27"	3.08"	—	—	U38XRT (2)	Pink	L99	1-7/16"		
YAG38LTC38LD				3/8"	1.84"	1.45"	0.27"	3.39"								
YAG38LTC12LD				1/2"	1.84"	1.45"	0.27"	3.46"								
YAG38LTC58LD				5/8"	1.84"	1.45"	0.27"	3.71"								
YAG40LTC516LD	1	1600/24-646 kcmil 650 Flex	400	5/16"	1.96"	1.42"	0.30"	3.11"	Y644HSXT (1) Y81KFT (2) Y81KFTMBH (2) PAT81KFT-18V (2)	—	—	U39RT (2)	Black	24	1-5/16"	
YAG40LTC38LD				3/8"	1.96"	1.42"	0.30"	3.42"								
YAG40LTC12LD				1/2"	1.96"	1.42"	0.30"	3.48"								
YAG40LTC58LD				5/8"	1.96"	1.42"	0.30"	3.73"								
YAG44LTC12LD	1	1925/24-750 Flex 777.7 kcmil	500	1/2"	2.18"	1.65"	0.33"	3.85"	—	—	U44XRT (2)	Yellow	L115	1-5/8"		
YAG44LTC58LD				5/8"	2.18"	1.65"	0.33"	4.10"								

* Use PUADP-1 adapter with U dies in Y46 HYPRESS™
 *** The MM² conductor sizes listed are the recommendations for Class 5 conductor.
 ▲ See tooling section of this catalog for complete tool and die listings.

† Alternate Tooling includes Y8MRB-1, MY29-11
 ♦ For applications greater than 2000 Volts consult cable manufacturer for voltage stress relief instructions.
Note: All dimensions shown are for reference only.

Blue highlighted items are industry standard and most frequently ordered.

Compression Connections

BURNDY®

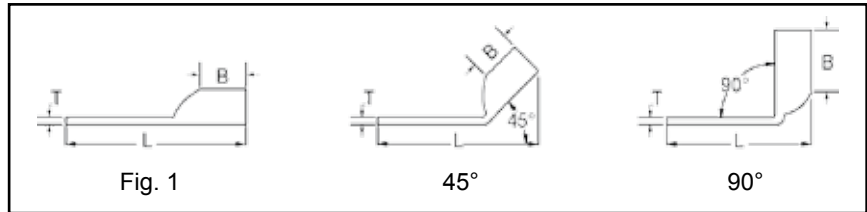
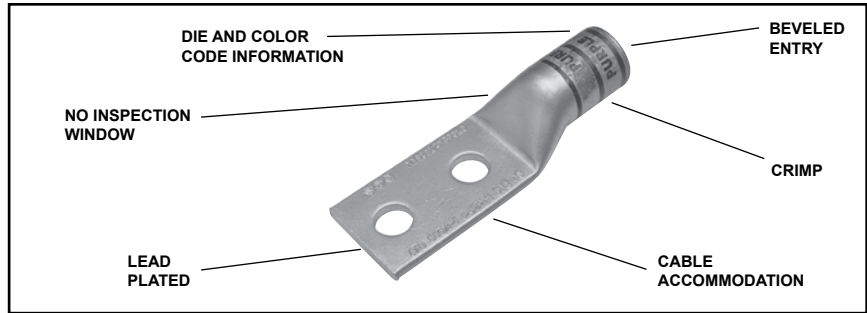
Copper Compression — Flex — Lead Plated — No Inspection Window

TWO HOLE HYLUG™ FLEX CONDUCTOR STANDARD BARREL LEAD PLATED

TYPE YAG-L-2TC-LD

COPPER COMPRESSION TERMINAL

UL Listed 90° C,
600 Volts to 35 kV ♦



45° and 90° angles are available.

Please contact Customer Service to order:

1-800-346-4175

Catalog Number	Fig. #	Conductor		Stud Hole Size	Stud Hole Spacing	Tongue Width	Figure Dimensions			▲ Installation Tooling				Wire Strip Length		
		AWG	MM ²				(B)	(T)	(L)	Dieless (# of Crimps)	Mechanical	Hydraulic			Color Code	Die Index
											MD6, OUR840, MD7-34R	BCT500HS, Y500CTHS	Y35, Y39, Y750, Y46*, PAT750			
YAG8CL-2TC10-LD	1	#8 Weld 37/24 #8 AWG #8 Sol #6 Sol	10	#10	5/8"	0.41"	0.44"	0.08"	1.84"	MRC840 (1) MY29-3 (1) MY29-11 (1) Y8MRB-1 (1) Y1MRTC (1) Y81KFT (1) Y81KFTMBH (1) PAT81KFT-18V (1)	W8CVT (1) W8CRT (1) X8CRT (1)	W8CVT (1) W8CRT (1) X8CRT (1)	U8CRT (1)	Red	49	7/16"
YAG8CL-2TC14-LD				1/4"	5/8"	0.44"	0.44"	0.08"	1.95"							
YAG8CL-2TC14E2-LD				1/4"	3/4"	0.44"	0.44"	0.08"	2.08"							
YAG8CL-2TC14E1-LD				1/4"	1"	0.44"	0.44"	0.08"	2.33"							
YAG8CL-2TC38-LD				3/8"	1"	0.58"	0.44"	0.06"	2.52"							
YAG6CL-2TC10E-LD	1	#6 Weld 61/24 #6 AWG	16	#10	1/2"	0.48"	0.50"	0.08"	1.81"	MY29-11 (1) Y1MRTC (1) Y81KFT (1) Y81KFTMBH (1) PAT81KFT-18V (1) Y644HSXT (1)	W5CVT (1) W5CRT (1) X5CRT (1)	W5CVT (1) W5CRT (1) X5CRT (1)	U5CRT (1)	Blue	7	1/2"
YAG6CL-2TC10-LD				#10	5/8"	0.45"	0.50"	0.08"	1.94"							
YAG6CL-2TC10E4-LD				#10	11/16"	0.44"	0.50"	0.07"	2.00"							
YAG6CL-2TC10E2-LD				#10	3/4"	0.48"	0.50"	0.08"	2.06"							
YAG6CL-2TC14-LD				1/4"	5/8"	0.48"	0.50"	0.08"	2.06"							
YAG6CL-2TC14E2-LD				1/4"	3/4"	0.48"	0.50"	0.08"	2.18"							
YAG6CL-2TC14E1-LD				1/4"	1"	0.48"	0.50"	0.08"	2.44"							
YAG6CL-2TC516-LD				5/16"	1"	0.52"	0.50"	0.07"	2.50"							
YAG6CL-2TC38-LD				3/8"	1"	0.58"	0.50"	0.06"	2.62"							
YAG6CL-2NTC-LD				1/2"	1-3/4"	0.83"	0.50"	0.12"	3.81"							
YAG4CL-2NT10-LD	1	#4 Weld 91/24 105/24 #4 AWG	—	#10	5/8"	0.41"	0.50"	0.09"	1.99"	MY29-11 (1) Y1MRTC (2) Y81KFT (1) Y81KFTMBH (1) PAT81KFT-18V (1)	W4CVT (1) W4CRT (1) X4CRT (1)	W4CVT (1) W4CRT (1) X4CRT (1)	U4CRT (1)	Gray	8	1/2"
YAG4CL-2NT10E1-LD				#10	1"	0.41"	0.50"	0.09"	2.37"							
YAG4CL-2TC14-LD				1/4"	5/8"	0.55"	0.50"	0.09"	2.11"							
YAG4CL-2TC14E2-LD				1/4"	3/4"	0.55"	0.50"	0.09"	2.24"							
YAG4CL-2TC14E1-LD				1/4"	1"	0.55"	0.50"	0.09"	2.49"							
YAG4CL-2TC516-LD				5/16"	1"	0.55"	0.50"	0.09"	2.56"							
YAG4CL-2TC38-LD				3/8"	1"	0.58"	0.50"	0.08"	2.68"							
YAG4CL-2NTC-LD				1/2"	1-3/4"	0.83"	0.50"	0.12"	3.87"							
YAG2CL-2TC14-LD	1	#2 Weld 125/24 150/24 #2 AWG	35	1/4"	5/8"	0.68"	0.63"	0.10"	2.28"	PAT81KFT-18V (1)	W2CVT (1) W2CRT (1) X2CRT (1)	W2CVT (1) W2CRT (1) X2CRT (1)	U2CRT (1)	Brown	10	11/16"
YAG2CL-2TC14E2-LD				1/4"	3/4"	0.68"	0.63"	0.10"	2.40"							
YAG2CL-2TC14E1-LD				1/4"	1"	0.68"	0.63"	0.10"	2.63"							
YAG2CL-2TC516-LD				5/16"	1"	0.68"	0.63"	0.10"	2.71"							
YAG2CL-2TC38-LD				3/8"	1"	0.68"	0.63"	0.10"	2.84"							
YAG2CL-2NTC-LD	1/2"	1-3/4"	0.83"	0.63"	0.08"	4.03"										

* Use PUADP-1 adapter with U dies in Y46 Hypress™.

** The MM² conductor size referenced here is for both Class 2 and Class 5 conductor.

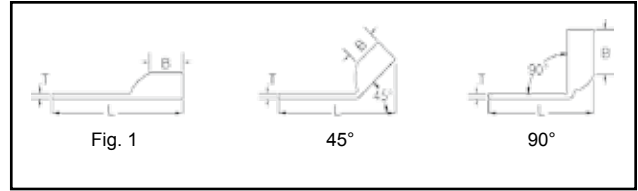

*** The MM² conductor sizes listed are the recommendations for Class 5 conductor.

♦ For applications greater than 2000 Volts consult cable manufacturer for voltage stress relief instructions.

Note: All dimensions shown are for reference only.

Blue highlighted items are industry standard and most frequently ordered.

**TWO HOLE HYLUG™
FLEX CONDUCTOR
STANDARD BARREL
LEAD PLATED
(Continued)**



UL Listed 90° C,
600 Volts to 35kV ♦

45° and 90° angles are available.
Please contact Customer Service to order:
1-800-346-4175



C-77

Catalog Number	Fig. #	Conductor		Stud Hole Size	Stud Hole Spacing	Tongue Width	Figure Dimensions			▲ Installation Tooling								
		AWG	MM²				(B)	(T)	(L)	Dieless (# of Crimps)	Mechanical		Hydraulic		Color Code	Die Index	Wire Strip Length	
											MD6, OUR840, MD7-34R	BCT500HS, Y500CTHS	Y35, Y39, Y750, Y46*, PAT750					
YAG1CL-2TC14-LD	1	#1 Weld 175/24 225/24	—	1/4"	5/8"	0.75"	0.62"	0.12"	2.30"	MY29-11 (1) Y644HSXT (1) Y81KFT (1) Y81KFTMBH (1) PAT81KFT-18V (1)	W1CVT (1) W1CRT-1 (1) X1CRT-1 (1)	W1CVT (1) W1CRT-1 (1) X1CRT-1 (1)	U1CRT-1 (1)	Green	11	11/16"		
YAG1CL-2TC14E2-LD				1/4"	3/4"	0.75"	0.69"	0.12"	2.49"									
YAG1CL-2TC14E1-LD				1/4"	1"	0.75"	0.69"	0.12"	2.73"									
YAG1CL-2TC516-LD				5/16"	1"	0.75"	0.62"	0.12"	2.74"									
YAG1CL-2TC38-LD				3/8"	1"	0.75"	0.62"	0.12"	2.87"									
YAG1CL-2NTC-LD	1/2"	1-3/4"	0.83"	0.62"	0.11"	4.06"												
YAG25L-2TC14-LD	1	1/0 Weld 275/24 1/0 AWG	50	1/4"	5/8"	0.83"	0.69"	0.12"	2.41"		MY29-11 (1) Y644HSXT (1) Y81KFT (1) Y81KFTMBH (1) PAT81KFT-18V (1)	W25VT (2) W25RT (2) X25RT (2)	W25VT (2) W25RT (2) X25RT (2)	U25RT (1)	Pink	12	11/16"	
YAG25L-2TC14E2-LD				1/4"	3/4"	0.83"	0.69"	0.12"	2.53"									
YAG25L-2TC516E2-LD				5/16"	3/4"	0.83"	0.69"	0.12"	2.60"									
YAG25L-2TC516-LD				5/16"	1"	0.83"	0.69"	0.12"	2.85"									
YAG25L-2TC38-LD				3/8"	1"	0.83"	0.69"	0.12"	2.97"									
YAG25L-2NTC-LD	1/2"	1-3/4"	0.83"	0.69"	0.12"	4.16"												
YAG25L-2TC12E1-LD	1/2"	1"	0.83"	0.69"	0.12"	3.22"												
YAG26L-2TC14-LD	1	2/0 Weld 325/24 2/0 AWG	70	1/4"	5/8"	0.93"	0.81"	0.13"	2.58"			MY29-11 (1) Y644HSXT (1) Y81KFT (1) Y81KFTMBH (1) PAT81KFT-18V (1)	W26VT (2) W26RT (2) X26RT (2)	W26VT (2) W26RT (2) X26RT (2)	U26RT (1)	Black	13	13/16"
YAG26L-2TC14E2-LD				1/4"	3/4"	0.93"	0.81"	0.13"	2.71"									
YAG26L-2TC516-LD				5/16"	1"	0.93"	0.81"	0.13"	3.02"									
YAG26L-2TC38-LD				3/8"	1"	0.93"	0.81"	0.13"	3.14"									
YAG26L-2NTC-LD				1/2"	1-3/4"	0.93"	0.81"	0.13"	4.33"									
YAG27L-2TC14-LD	1	3/0 Weld 450/24 3/0 AWG	95	1/4"	5/8"	1.03"	1.00"	0.14"	2.81"	MY29-11 (1) Y644HSXT (1) Y81KFT (1) Y81KFTMBH (1) PAT81KFT-18V (1)			W27VT (2) W27RT (2) X27RT (3)	W27VT (2) W27RT (2) X27RT (3)	U27RT (1)	Orange	14	1"
YAG27L-2TC14E2-LD				1/4"	3/4"	1.03"	1.00"	0.14"	2.94"									
YAG27L-2TC516-LD				5/16"	1"	1.03"	1.00"	0.14"	3.25"									
YAG27L-2TC38-LD				3/8"	1"	1.03"	1.00"	0.14"	3.38"									
YAG27L-2NTC-LD				1/2"	1-3/4"	1.03"	1.00"	0.14"	4.56"									
YAG28L-2TC14-LD	1	4/0 Weld 550/24 4/0 AWG	120	1/4"	5/8"	1.14"	1.03"	0.15"	2.90"		MY29-11 (1) Y644HSXT (1) Y81KFT (1) Y81KFTMBH (1) PAT81KFT-18V (1)		W28VT (2) W28RT (2) X28RT (3)	W28VT (2) W28RT (2) X28RT (3)	U28RT (1)	Purple	15	1-1/16"
YAG28L-2TC14E2-LD				1/4"	3/4"	1.14"	1.03"	0.15"	3.02"									
YAG28L-2TC516-LD				5/16"	1"	1.14"	1.03"	0.15"	3.33"									
YAG28L-2TC38-LD				3/8"	1"	1.14"	1.03"	0.15"	3.46"									
YAG28L-2NT38-LD				3/8"	1"	0.94"	1.03"	0.17"	3.48"									
YAG28L-2TC12E1-LD	1/2"	1"	1.14"	1.03"	0.17"	3.71"												
YAG28L-2TC12-LD	1/2"	1-1/4"	1.14"	1.03"	0.15"	3.96"												
YAG28L-2NTC-LD	1/2"	1-3/4"	1.14"	1.03"	0.15"	4.65"												
YAG29L-2TC14-LD	1	4/0 Flex 250 Code	—	1/4"	5/8"	1.14"	1.03"	0.16"	2.90"			MY29-11 (1) Y644HSXT (1) Y81KFT (1) Y81KFTMBH (1) PAT81KFT-18V (1)	W29VT (2) X29RT (4)	W29VT (2) W29RT (2) X29RT (4)	U29RT (1)	Yellow	16	1-1/16"
YAG29L-2TC14E2-LD				1/4"	3/4"	1.18"	1.03"	0.16"	3.03"									
YAG29L-2TC516-LD				5/16"	1"	1.18"	1.03"	0.16"	3.34"									
YAG29L-2TC38-LD				3/8"	1"	1.18"	1.03"	0.16"	3.43"									
YAG29L-2NT38-LD				3/8"	1"	0.94"	1.03"	0.16"	3.48"									
YAG29L-2TC12E1-LD	3/8"	1"	1.14"	1.03"	0.16"	3.71"												
YAG29L-2TC12-LD	1/2"	1-1/4"	1.18"	1.03"	0.16"	3.96"												
YAG29L-2NTC-LD	1/2"	1-3/4"	1.18"	1.03"	0.16"	4.65"												

* Use PUADP-1 adapter with U dies in Y46 Hypress™.

** The MM² conductor size referenced here is for both Class 2 and Class 5 conductor.

*** The MM² conductor sizes listed are the recommendations for Class 5 conductor.

♦ For applications greater than 2000 Volts consult cable manufacturer for voltage stress relief instructions.

Note: All dimensions shown are for reference only.

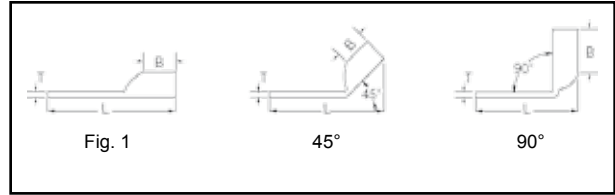

Blue highlighted items are industry standard and most frequently ordered.

Compression Connections

BURNDY®

Copper Compression — Flex — Lead Plated — No Inspection Window

TWO HOLE HYLUG™ FLEX CONDUCTOR STANDARD BARREL LEAD PLATED (Continued)



45° and 90° angles are available.

Please contact Customer Service to order:

1-800-346-4175



C-78

UL Listed 90° C,
600 Volts to 35kV ♦

Catalog Number	Fig. #	Conductor		Stud Hole Size	Stud Hole Spacing	Tongue Width	Figure Dimensions			Dieless (# of Crimps)	▲ Installation Tooling						
		AWG	MM²				(B)	(T)	(L)		Mechanical		Hydraulic		Color Code	Die Index	Wire Strip Length
											MD6, OUR840, MD7-34R	BCT500HS, Y500CTHS	Y35, Y39, Y750, Y46*, PAT750				
YAG30L-2TC38-LD	1	250 kcmil CLASS G 259 Str. CLASS H 427 Str.	—	3/8"	1"	1.20"	1.03"	0.16"	3.48"	Y644HSXT (1) Y81KFT (1) Y81KFTMBH (1) PAT81KFT-18V (1)	W29VT (2) X29RT (4)	W29VT (2) W29RT (2) X29RT (4)	U29RT (1)	Yellow	16	1-1/16"	
YAG30L-2TC12-LD				1/2"	1-1/4"	1.20"	1.03"	0.16"	3.98"								
YAG30L-2NTC-LD				1/2"	1-3/4"	1.20"	1.03"	0.16"	4.67"								
YAG31L-2TC38-LD	1	250 Weld 637/24 CLASS I, K, M	150	3/8"	1"	1.29"	1.06"	0.18"	3.54"	Y644HSXT (1) Y81KFT (1) Y81KFTMBH (1) PAT81KFT-18V (1)	W30VT(2)	W30VT (2) W30RT (2)	U30RT (2)	White	17	1-1/8"	
YAG31L-2NTC38-LD				3/8"	1-3/4"	1.29"	1.06"	0.18"	3.54"								
YAG31L-2TC12-LD				1/2"	1-1/4"	1.29"	1.06"	0.18"	4.04"								
YAG31L-2NTC-LD				1/2"	1-3/4"	1.29"	1.06"	0.18"	4.73"								
YAG32L-2TC38-LD	1	775/24 313.1 kcmil	185	3/8"	1"	1.40"	1.19"	0.19"	3.73"	Y644HSXT (1) Y81KFT (1) Y81KFTMBH (1) PAT81KFT-18V (1)	W31VT (2)	W31VT (2) W31RT (2)	U31RT (2)	Red	18	1-1/4"	
YAG32L-2NTC-LD				1/2"	1-3/4"	1.40"	1.19"	0.19"	4.91"								
YAG34L-2TC516-LD	1	373.7 kcmil 925/24 350 kcmil CLASS I	240	5/16"	1"	1.55"	1.27"	0.23"	3.79"	Y644HSXT (1) Y81KFT (1) Y81KFTMBH (1) PAT81KFT-18V (1)	W32VT (2)	W32VT (2) W32RT (2)	U32RT (2)	Blue	19	1-5/16"	
YAG34L-2TC38-LD				3/8"	1"	1.55"	1.27"	0.23"	3.92"								
YAG34L-2NT38-LD				3/8"	1-3/4"	0.96"	1.27"	0.23"	3.92"								
YAG34L-2TC12-LD				1/2"	1-1/4"	1.55"	1.27"	0.23"	4.42"								
YAG34L-2NTC-LD				1/2"	1-3/4"	1.55"	1.27"	0.23"	5.11"								
YAG36L-2TC38-LD	1	1100/24 444.4 kcmil	—	3/8"	1"	1.73"	1.38"	0.27"	4.28"	Y644HSXT (1) Y81KFT (1) Y81KFTMBH (1) PAT81KFT-18V (1)	—	—	U34RT(2) U31ART(1)	Brown	20	1-3/8"	
YAG36L-2NTC-LD				1/2"	1-3/4"	1.73"	1.38"	0.27"	5.28"								
YAG38L-2TC516-LD	1	535.3 kcmil 1325/24 500 kcmil CLASS I	300	5/16"	1"	1.82"	1.45"	0.27"	4.09"	Y644HSXT (1) Y81KFT (1) Y81KFTMBH (1) PAT81KFT-18V (1)	—	—	U38XRT (2)	Pink	L99	1-3/8"	
YAG38L-2NT38-LD				3/8"	1"	1.63"	1.45"	0.27"	4.40"								
YAG38L-2TC38-LD				3/8"	1"	1.82"	1.45"	0.27"	4.40"								
YAG38L-2TC12-LD				1/2"	1-1/4"	1.82"	1.45"	0.27"	4.72"								
YAG38L-2NTC-LD				1/2"	1-3/4"	1.82"	1.45"	0.27"	5.40"								
YAG39L-2NTC-LD	1	600 kcmil	—	1/2"	1-3/4"	1.90"	1.19"	0.27"	5.29"	Y644HSXT (1) Y81KFT (1) Y81KFTMBH (1) PAT81KFT-18V (1)	—	—	U38RT (2)	Purple	400	1-3/8"	
YAG40L-2TC38-LD	1	646 kcmil 1600/24	400	3/8"	1"	1.98"	1.42"	0.30"	4.43"	Y644HSXT (1) Y81KFT (1) Y81KFTMBH (1) PAT81KFT-18V (1)	—	—	U39RT (2)	Black	24	1-5/16"	
YAG40L-2NNT-LD				1/2"	1-3/4"	1.63"	1.42"	0.30"	5.43"								
YAG40L-2NTC-LD				1/2"	1-3/4"	1.98"	1.42"	0.30"	5.43"								
YAG44L-2TC38-LD	1	777.7 kcmil 1925/24 750 kcmil CLASS I	500	3/8"	1"	2.18"	1.65"	0.33"	4.80"	Y644HSXT (1) Y81KFT (1) Y81KFTMBH (1) PAT81KFT-18V (1)	—	—	U44XRT (2)	Yellow	L115	1-5/8"	
YAG44L-2TC12-LD				1/2"	1-1/4"	2.18"	1.65"	0.33"	5.11"								
YAG44L-2TC12E3-LD				1/2"	1-1/2"	2.18"	1.65"	0.33"	5.36"								
YAG44L-2NTC-LD				1/2"	1-3/4"	2.18"	1.65"	0.33"	5.80"								
YAG44L-2TC58-LD	1	750 kcmil CLASS I	—	5/8"	1-1/2"	2.18"	1.65"	0.33"	5.61"	Y644HSXT (1) Y81KFT (1) Y81KFTMBH (1) PAT81KFT-18V (1)	—	—	U44XRT (2)	Yellow	L115	1-5/8"	

* Use PUADP-1 adapter with U dies in Y46 Hypress™.

** The MM² conductor size referenced here is for both Class 2 and Class 5 conductor.

*** The MM² conductor sizes listed are the recommendations for Class 5 conductor.

♦ For applications greater than 2000 Volts consult cable manufacturer for voltage stress relief instructions.

Note: All dimensions shown are for reference only.

Blue highlighted items are industry standard and most frequently ordered.

US: 1-800-346-4175

www.burndy.com

Canada: 1-800-387-6487

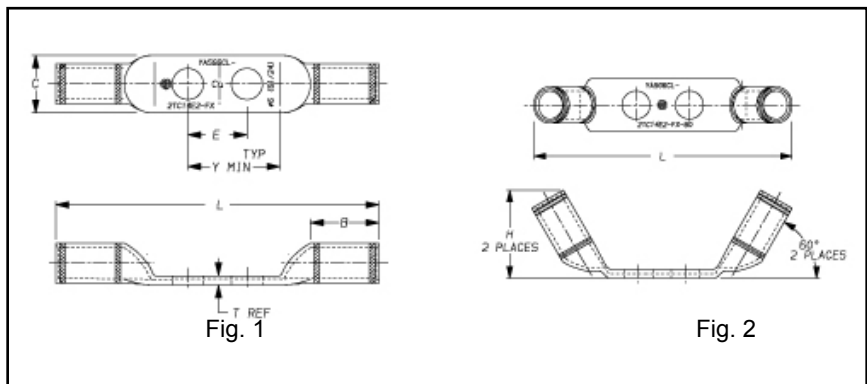
TYPE YAS-L-2TC-FX,60

**TWO HOLE HYLUG™ -
DOUBLE BARREL**

**COPPER COMPRESSION
TERMINAL**



C-79



Catalog Number	Conductor			Bolt Size	Fig. No.	Dimensions						Installation Tooling				Wire Strip Length		
	Flex	AWG	** MM ²			B	C	E	H	L	T Ref.	Y Min.	Die Index	Color Code	Mechanical		Hydraulic	
															MD7-34 MD6 OUR840		Y1MRTC	Y750, Y35, Y39, Y46*
YASG6CL-2TC14E2-FX	#6 Weld 61/24	#6 AWG	16	1/4"	1	0.50	0.48	0.75	—	3.0 (78)	0.08 (2)	1.14 (29)	7	Blue	W5CVT (1) W5CRT (1)	Y1MRTC (1)	U5CRT (1)	9/16"
YASV6CL-2TC14E2-FX**	#6 Weld 61/24	#6 AWG	16	1/4"	1	0.50	0.48	0.75	—	3.0 (78)	0.08 (2)	1.14 (29)	7	Blue	W5CVT (1) W5CRT (1)	Y1MRTC (1)	U5CRT (1)	9/16"
YASV6CL-2TC14E2-FX-60**									0.73	2.9 (75)								

◆ For applications greater than 2000 Volts consult cable manufacturer for voltage stress relief instructions.
* Use PUADP-1 adapter with U dies in Y46 HYPRESS™.

** Type YASV series have inspection hole.
*** The MM² conductor sizes listed are the recommendations for Class 2 and Class 5 conductor.

Note: All dimensions shown are for reference only.

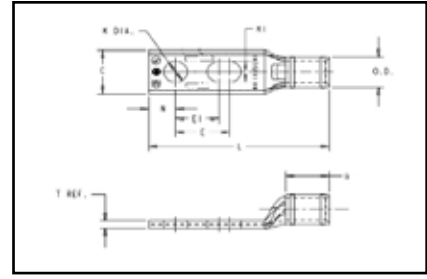
Blue highlighted items are industry standard and most frequently ordered.

Compression Connections

BURNDY®

Copper Compression — Slotted — Standard Barrel — Code/Flex

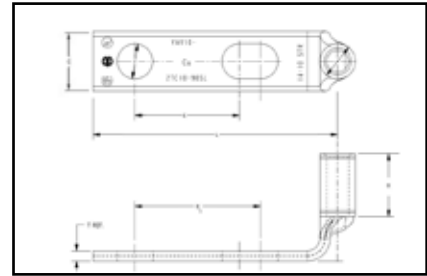
TWO HOLE SLOTTED HYLUG™ STANDARD BARREL



C-80

TYPES YA-L2TC-SL AND YAV-L2TC-FXSL

COPPER COMPRESSION TERMINAL



UL Listed 90° C,
600 Volts to 35 kV

Features & Benefits

Compression Slotted Lugs connect copper or tinned copper conductors to bus bars, CPI Racks, Cabinets or Cable Runway. Slotted and 90° Slotted lugs have one round and one oblong hole to match hole spacing on equipment mounting rails on CPI Racks and Cabinets and on most bus bars.

- Slotted stud provides built in flexibility for the terminal to conform to spacing requirements
- Accommodates a wide range of conductor combinations (AWG, Compact, DLO, Flex and Metric).

Catalog Number	Cond. Size	Stud Hole Size	Tongue Width	Dimensions (Inch)					Installation Tooling (# of crimps)					Wire Strip Length	
				B	T	L	E	E1	Dieless	Mechanical MD6, OUR840, MD7-34R	Hydraulic		Color Code		Die Index
											PATMD6, Y500THS PAT60018V	Y35, Y39, Y750 Y46, PAT750			
YA6CL2TC14E2SL	#6 AWG	1/4"	0.45"	0.81"	0.08"	2.47"	0.62"	0.75"	Y1MRTC (1) MY29-3 (1) MY29-11 (1) Y644HSXT-18V (1) PAT644XT-18V (1)	W5CVT (1) W5CRT (1) X5CRT (1) X8CART (1)	W5CVT (1) W5CRT (1)	U5CRT (1) U8CABT (1)	Blue	7 or 374	7/8"
YAV6CL2TC10FX90SL*	61/24 #6 WELD #6 AWG	#10	0.48"	0.50"	0.08"	1.54"	0.62"	0.75"	Y1MRTC (1) MY29-3 (1) MY29-11 (1) Y644HSXT-18V (1) PAT644XT-18V (1)	W5CVT (1) W5CRT (1) X5CRT (1) X8CART (1)	W5CVT (1) W5CRT (1)	U5CRT (1) U8CABT (1)	Blue	7 or 374	1/2"
YAV4CL2TC14FXSL	#4 AWG	1/4"	0.55"	0.50"	0.09"	2.08"	0.50"	0.62"	Y1MRTC (2) MY29-11 (1) Y644HSXT-18V (1)	W4CVT (1) W4CRT (1) X4CRT (1)	W4CVT (1) W4CRT (1) X4CRT (1)	U4CRT (1)	Gray	8	9/16"
YAV4CL2TC38FXSL		3/8"	0.58"	0.50"	0.08"	2.68"	0.75"	1.00"		W2CVT (1) W2CRT (1) X2CRT (1)	W2CVT (1) W2CRT (1) X2CRT (1)	U2CRT (1)	Brown	10	11/16"
YAV2CL2TC14FXSL	#2 AWG	1/4"	0.68"	0.62"	0.10"	2.26"	0.50"	0.62"	Y81KFT (2) Y1MRTC (2) Y644HSXT-18V (1) PAT81KFT-18V (2)	—	—	U44XRT (2)	Yellow	L115	1-2/3"
YAV2CL2TC38FXSL		3/8"	0.68"	0.62"	0.10"	2.82"	0.75"	1.00"							

* Denotes 90° Angle

Note: All dimensions shown are for reference only.

Blue highlighted items are industry standard and most frequently ordered.

US: 1-800-346-4175

www.burndy.com

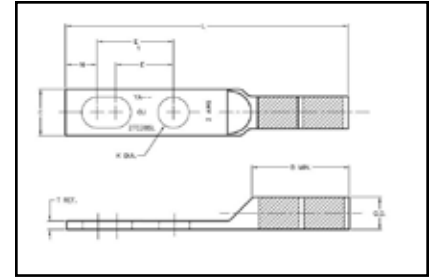
Canada: 1-800-387-6487

**TWO HOLE SLOTTED
HYLUG™ LONG BARREL**

TYPE YA-2TC-SL

Copper Compression Terminals

UL Listed 90° C,
600 Volts to 35 kV



C-81

Features & Benefits



Compression Slotted Lugs connect copper or tinned copper conductors to bus bars, CPI Racks, Cabinets or Cable Runway. Slotted and 90° Slotted lugs have one round and one obround hole to match hole spacing on equipment mounting rails on CPI Racks and Cabinets and on some bus bars.

- Slotted stud provides built in flexibility for the terminal to conform to various space requirements.
- Accommodates a wide range of conductor combinations (AWG, Compact, DLO, Flex and Metric).

Catalog Number	Wire Size	Stud Hole Size	Tongue Width	Figure Dimensions					Installation Tooling (# of crimps)					Wire Strip Length		
				(B)	(T)	(L)	(E)	(E1)	Dieless	Mechanical		Hydraulic			Color Code	Die Index
										MD6, OUR840, MD7-34R	BCT500HS, Y500CTHS	Y35, Y39, Y750, Y46, PAT750				
YA6C2TC38SL	#6 AWG	3/8"	0.58"	1.12"	0.06"	3.22"	0.75"	1.0"	Y1MRTC (2) MY29-3 (2) MY29-11 (2) MRC840 (2) Y81KFTMBH (1) Y81KFT (1) PAT81KFT (1)	W5CVT (2) W5CRT (2)	W5CVT (2) W5CRT (2)	U5CRT (2)	Blue	7 or 374	1-3/16	
YA6C2TC38SLBOX500		3/8"	0.58"	1.12"	0.06"	3.22"	0.75"	1.0"								
YA3C2TC38SL	#3 AWG	3/8"	0.58"	1.25"	0.08"	3.43"	0.75"	1.0"	Y1MRTC (4) MY29-3 (2) MY29-11 (2) MRC840 (2) Y644HSXT (1) PAT644HSXT (1)	W3CRT (2)	W3CRT (2)	U3CRT (2)	White	9	15/16	
YA3C2TC38SLBOX500		3/8"	0.58"	1.25"	0.08"	3.43"	0.75"	1.0"								
YA2C2TC38SL	#2 AWG	3/8"	0.60"	1.25"	0.11"	3.42"	0.75"	1.0"	Y644HSXT (1) PAT644HSXT (1) PAT81KFT (1) Y81KFT (1)	W2CVT (2) W2CRT (2)	W2CVT (2) W2CRT (2)	U2CRT (2)	Brown	10	1-5/16	
YA2C2TC38SLBOX500		3/8"	0.60"	1.25"	0.11"	3.42"	0.75"	1.0"								

Note: All dimensions shown are for reference only.

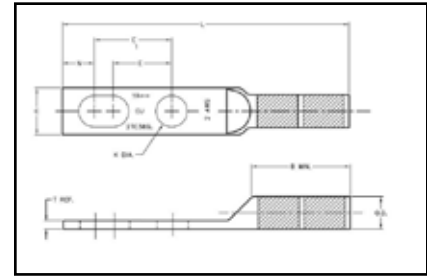
Blue highlighted items are industry standard and most frequently ordered.

Compression Connections

BURNDY®

Copper Compression — Slotted — Long Barrel — Code

TWO HOLE SLOTTED HYLUG™ LONG BARREL WITH INSPECTION WINDOW



C-82

TYPE YAZ-2TC-SL

COPPER COMPRESSION TERMINAL

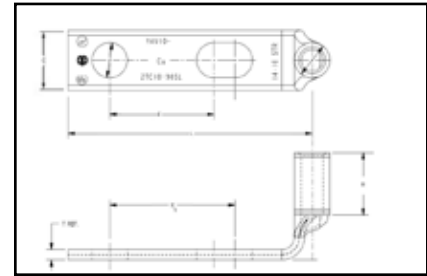


UL Listed 90° C,
600 Volts to 35 kV

Compression Slotted Lugs connect copper or tinned copper conductors to bus bars, CPI Racks, Cabinets or Cable Runway. Slotted and 90° Slotted lugs have one round and one obround hole to match hole spacing on equipment mounting rails on CPI Racks and Cabinets and on some bus bars.

Features & Benefits

- Slotted stud provides built in flexibility for the terminal to conform to various space requirements.
- Accommodates a wide range of conductor combinations (AWG, Compact, DLO, Flex and Metric).



Catalog Number	Wire Size	Stud Hole Size	Tongue Width	Figure Dimensions					Installation Tooling (# of crimps)				Wire Strip Length		
				(B)	(T)	(L)	(E)	(E1)	Dieless	Mech. MD6, OUR840, MD7-34R	Hydraulic			Color Code	Die Index
											BCT500HS, Y500CTHS	Y35, Y39, Y750 Y46, PAT750			
YAZ8C2TC10SL	#8 AWG	#10	0.41"	0.75"	0.08"	2.21"	0.62"	0.75"	Y1MRTC (2) Y8MRB-1 (2) MY29-3 (1) MY29-11 (2) PAT81KFT-18V (1) MRC840 (2)	W8CVT (2) W8CRT (2) X8CRT (2)	W8CRT (2)	U8CRT (2)	Red	49	13/16"
YAZ8C2TC1090SL*		#10	0.41"	0.75"	0.08"	1.50"	0.62"	0.75"							
YAZ6C2TC38SL	#6 AWG	3/8"	0.58"	1.12"	0.08"	3.22"	0.75"	1.00"	Y1MRTC (2) Y8MRB-1 (2) MY29-3 (1) MY29-11 (2) MRC840 (2) Y81KFT (1) Y81KFTMBH (1) PAT81KFT-18V (1)	W5CVT (2) W5CRT (2)	W5CVT (2) W5CRT (2)	U5CRT (2)	Blue	7 or 374	1-3/16"
YAZ6C2TC38SLBOX500		3/8"	0.58"	1.12"	0.08"	3.22"	0.75"	1.00"							
YAZ3C2TC38SL	#3 AWG	3/8"	0.58"	1.25"	0.08"	3.39"	0.75"	1.00"	Y1MRTC (4) MRC840 (2) PAT81KFT-18V (1) Y81KFT (1) Y81KFTMBH (1)	W3CRT (2)	W3CRT (2)	U3CRT (2)	White	9	1-5/16"
YAZ3C2TC38SLBOX500		3/8"	0.58"	1.25"	0.08"	3.43"	0.75"	1.00"							
YAZ2C2TC38SL	#2 AWG	3/8"	0.60"	1.25"	0.11"	3.41"	0.75"	1.00"	MY29-3 (2) MY29-11 (2) Y644HSXT (1) PAT644HSXT (1)	W2CVT (2) W2CRT (2)	W2CVT (2) W2CRT (2)	U2CRT (2)	Brown	10	1-5/16"
YAZ2C2TC38SLBOX500		3/8"	0.60"	1.25"	0.11"	3.42"	0.75"	1.00"							

* Denotes 90° Angle

Note: All dimensions shown are for reference only.

Blue highlighted items are industry standard and most frequently ordered.

US: 1-800-346-4175

www.burndy.com

Canada: 1-800-387-6487

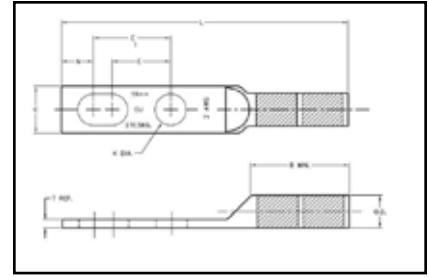
**TWO HOLE SLOTTED
HYLUG™ LONG BARREL
WITH INSPECTION
WINDOW**

**TYPES YAV-2TC-SL AND
YAZV-2TC-FXSL**

**COPPER COMPRESSION
TERMINAL**

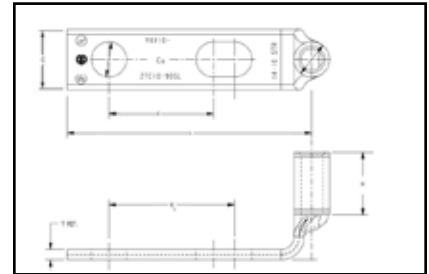
UL Listed 90° C,
600 Volts to 35 kV

Compression Slotted Lugs connect copper or tinned copper conductors to bus bars, CPI Racks, Cabinets or Cable Runway. Slotted and 90° Slotted lugs have one round and one oblong hole to match hole spacing on equipment mounting rails on CPI Racks and Cabinets and on most bus bars.



Features & Benefits

- Slotted stud provides built in flexibility for the terminal to conform to various space requirements.
- Accommodates a wide range of conductor combinations (AWG, Compact, DLO, Flex and Metric).



Catalog Number	Cond. Size	Stud Hole Size	Tongue Width	Dimensions					Installation Tooling (# of crimps)						Wire Strip Length
				B	T	L	E	E1	Dieless	Mech. MD6, OUR840, MD7-34R	Hydraulic		Color Code	Die Index	
											PATMD6, Y500CTHS PAT60018V	Y35, Y39, Y750 Y46, PAT750			
YAV102TC1090SL	#14 - #10 AWG	#10	0.36"	0.38"	0.06"	1.46"	0.63"	0.75"	Y8MRB-1 (1)	—	—	—	—	—	7/16"
YAZV102TC14SL		1/4"	0.41"	0.69"	0.05"	2.28"	0.62"	0.75"							3/4"
YAZV6C2TC10FX90SL*	#6 AWG	#10	0.48"	0.75"	0.08"	1.50"	0.75"	1.00"	Y1MRTC (2) Y8MRB-1 (2) MY29-3 (1) MY29-11 (2) MRC840 (2) Y81KFT (1) Y81KFTMBH (1) PAT81KFT-18V (1)	W5CVT (2) W5CRT (2)	W5CVT (2) W5CRT (2)	U5CRT (2)	Blue	7 or 374	1-3/16"
YAZV6C2TC14FXSLBOX500		1/4	0.58"	1.12"	0.08"	3.22"	0.63"	1.00"							
YAZV6C2TC14FXSL		1/4	0.58"	1.12"	0.08"	3.22"	0.63"	1.00"							
YAZV6C2TC38FXSLBOX500		3/8"	0.58"	1.12"	0.08"	3.22"	0.63"	1.00"							
YAZV6C2TC38FXSL		3/8"	0.58"	1.12"	0.08"	3.22"	0.63"	1.00"							
YAZV4C2TC14FXSL	#4 AWG	1/4"	0.55"	1.25"	0.09"	2.95"	0.63"	1.00"	Y1MRTC (4) MY29-3 (2) MY29-11 (2) MRC840 (2) Y644HSXT (2) Y81KFT (1) Y81KFTMBH (1) PAT81KFT-18V (1)	W4CVT (2) W4CRT (2) X4CRT (2)	W4CVT (2) W4CRT (2) X4CRT (2)	U4CRT (2)	Gray	8 or 346	1-5/16"
YAZV4C2TC14FXSLBOX500		1/4"	0.55"	1.25"	0.09"	2.95"	0.63"	1.00"							
YAZV4C2TC38FXSL		3/8"	0.55"	1.25"	0.09"	2.95"	0.63"	1.00"							
YAZV4C2TC38FXSLBOX500		3/8"	0.55"	1.25"	0.09"	2.95"	0.63"	1.00"							

* Denotes 90° Angle
Note: All dimensions shown are for reference only.

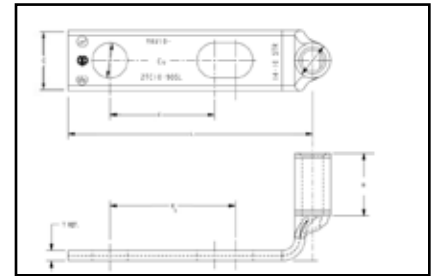
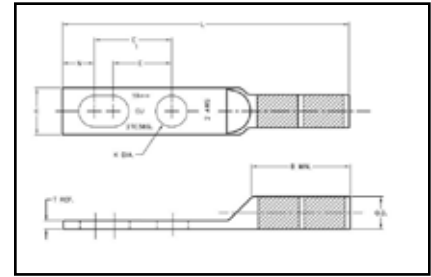
Blue highlighted items are industry standard and most frequently ordered.

Compression Connections

Copper Compression — Slotted — Long Barrel — Flex

BURNDY®

TWO HOLE SLOTTED HYLUG™ LONG BARREL WITH INSPECTION WINDOW



C-84

TYPES YAZ-2TC-SL AND YAZV-2TC-SL (Continued)



Catalog Number	Cond. Size	Stud Hole Size	Tongue Width	Dimensions					Installation Tooling (# of crimps)					Wire Strip Length	
				B	T	L	E	E1	Dieless	Mech. MD6, OUR840, MD7-34R	Hydraulic		Color Code		Die Index
											PATMD6, Y500CTHS, PAT60018V	Y35, Y39, Y750 Y46, PAT750			
YAZV2C2TC14FXSL	2 AWG	1/4"	0.60"	1.25"	0.11"	3.42"	0.75"	1.00"	Y1MRTC (4) MY29-3 (2) MY29-11 (2) MRC840 (2) Y644HSXT (1) Y81KFT (2) Y81KFTMBH (2) PAT644XT-18V (2)	W2CVT (2) W2CRT (2)	W2CVT (2) W2CRT (2)	U2CRT (2)	Brown	10	1-5/16"
YAZV2C2TC14FXSLBOX500		1/4"	0.60"	1.25"	0.11"	3.42"	0.75"	1.00"							
YAZV2C2TC38FXSL		3/8"	0.60"	1.25"	0.11"	3.42"	0.75"	1.00"							
YAZV2C2TC38FXSLBOX500		3/8"	0.60"	1.25"	0.11"	3.42"	0.75"	1.00"							
YAZV252TC14FXSL	1/0 AWG	1/4"	0.83"	1.50"	0.12"	3.44"	0.63"	1.00"	Y1MRTC (4) MY29-3 (2) MY29-11 (2) MRC840 (2) Y644HSXT (1) Y81KFT (2) Y81KFTMBH (2) PAT644XT-18V (2)	W25VT (4) W25RT (4) X25RT (4)	W25VT (4) W25RT (4) X25RT (4)	U25RT (2)	Pink	12	1-9/16"
YAZV252TC14FXSLBOX500		1/4"	0.83"	1.50"	0.12"	3.44"	0.63"	1.00"							
YAZV252TC38FXSL		3/8"	0.83"	1.50"	0.12"	3.44"	0.63"	1.00"							
YAZV252TC38FXSLBOX500		3/8"	0.83"	1.50"	0.12"	3.44"	0.63"	1.00"							
YAZV262TC14FXSL	2/0 AWG	1/4"	0.93"	1.50"	0.13"	3.58"	0.63"	1.00"	Y1MRTC (4) MY29-3 (2) MY29-11 (2) MRC840 (2) Y644HSXT (1) Y81KFT (2) Y81KFTMBH (2) PAT644XT-18V (2)	W26VT (4) W26RT (4) X26RT (4)	W26VT (4) W26RT (4) X26RT (4)	U26RT (2)	Black	13	1-9/16"
YAZV262TC14FXSLBOX500		1/4"	0.93"	1.50"	0.13"	3.58"	0.63"	1.00"							
YAZV262TC38FXSL		3/8"	0.93"	1.50"	0.13"	3.58"	0.63"	1.00"							
YAZV262TC38FXSLBOX500		3/8"	0.93"	1.50"	0.13"	3.58"	0.63"	1.00"							
YAZV282TC14FXSL	4/0 AWG	1/4"	1.14"	1.62"	0.15"	3.64"	0.63"	1.00"	MY29-3 (2) MY29-11 (2) MRC840 (4) Y644HSXT (1) Y81KFT (2) Y81KFTMBH (2) PAT644XT-18V (2)	W28VT (4) W28RT (4) X28RT (6)	W28VT (4) W28RT (4) X28RT (6)	U28RT (2)	Purple	15	1-11/16"
YAZV282TC14FXSLBOX500		1/4"	1.14"	1.62"	0.15"	3.64"	0.63"	1.00"							
YAZV282TC38FXSL		3/8"	1.14"	1.62"	0.15"	3.64"	0.63"	1.00"							
YAZV282TC38FXSLBOX500		3/8"	1.14"	1.62"	0.15"	3.64"	0.63"	1.00"							

Note: All dimensions shown are for reference only.

Blue highlighted items are industry standard and most frequently ordered.

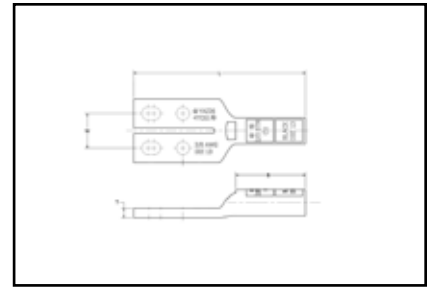

US: 1-800-346-4175

www.burndy.com

Canada: 1-800-387-6487

**HYLUG™ SPLIT TONGUE
STANDARD BARREL
TERMINALS**

TYPES YA-4TC, YAV-4TC-FX



C-85

UL Listed 90° C,
600 Volts to 35 kV♦



Catalog Number	Wire Size	Stud Hole Size	Stud Hole Spacing	Tongue Width	Figure Dimensions				Dieless	Installation Tooling (# of crimps)				Color Code	Wire Strip Length
					(B)	(T)	(L)	(W)		Mechanical	Hydraulic		Die Index		
											MD6, OUR840, MD7-34R	BCT500HS, Y500CTHS			
YA25L4TCG1	1/0 AWG	1/4"	0.62"	1.38"	0.88"	0.21"	3.05"	0.75"	MY29-3 (1) MY29-11 (1) Y644HSXT-18V (1) PAT644XT-18V (1)	W25VT(2) W25RT(2) X25RT(2)	W25VT(2) W25RT(2) X25RT(2)	U25RT(1) U2CABT(1)	12 or 348	Pink	15/16"
YA26L4TCG1	2/0 AWG	1/4"	0.62"	1.38"	0.94"	0.21"	3.15"	0.75"		W26VT(2) W26RT(2) X26RT(2)	W26VT(2) W26RT(2) X26RT(2)	U26RT(1) U26D-1(1)	13	Black	1"
YA27L4TCG1	3/0 AWG	1/4"	0.62"	1.38"	1.00"	0.21"	3.25"	0.75"		W27VT(2) W27RT(2) X27RT(2)	W27VT(2) W27RT(2) X27RT(2)	U27RT(1) U27D-1(1)	14	Orange	1-1/16"
YA28L4TCG1	4/0 AWG	1/4"	0.62"	1.38"	1.00"	0.21"	3.29"	0.75"		W28VT(2) W28RT(2) X28RT(2)	W28VT(2) W28RT(2) X28RT(2)	U28RT(1) U28D-1(1)	15	Purple	1-1/8"
YA29L4TCG1	250 kcmil	1/4"	0.62"	1.38"	1.06"	0.21"	3.39"	0.75"		W29VT(2) W29RT(2) X29RT(2)	W29VT(2) W29RT(2) X29RT(2)	U29RT(1) U29D-1(1)	16	Yellow	1-1/8"
YA31L4TCG1	350 kcmil	1/4"	0.62"	1.38"	1.06"	0.21"	3.46"	0.75"		W31RT(2) W31VT(2)	W31RT(2) W31VT(2)	U31RT(2) U29ART(2)	18 or 324	Red	1-1/8"
FLEX CONDUCTORS															
YAV2CL4TC14FXG1	125/2 #2 Weld 2 AWG	1/4"	0.62"	1.38"	0.62"	0.11"	2.84"	0.75"	MY29-3 (1) MY29-11 (1) Y644HSXT-18V (1) PAT644XT-18V (1)	W2CVT(1) W2CRT(1) X2CRT(1)	W2CVT(1) W2CRT(1) X2CRT(1)	U2CRT(1)	10	Brown	11/16"
YAV25L4TC14FXG1	275/24 1/0 Weld 1/0 AWG	1/4"	0.62"	1.38"	0.69"	0.21"	2.90"	0.75"		W25VT(1) W25RT(1) X25RT(1)	W25VT(1) W25RT(1) X25RT(1)	U25RT(1) U2CABT(1)	12 or 348	Pink	13/16"
YAV26L4TC14FXG1	325/24 2/0 Weld 2/0 AWG	1/4"	0.62"	1.38"	0.81"	0.21"	3.07"	0.75"		W26VT(1) W26RT(1) X26RT(1)	W26VT(1) W26RT(1) X26RT(1)	U26RT(1) U26D-1(1)	13	Black	1-1/16"
YAV27L4TC14FXG1	450/24 3/0 Weld 3/0 AWG	1/4"	0.62"	1.38"	1.00"	0.21"	3.30"	0.75"		W27RT(2) X27RT(3)	W27RT(2) X27RT(3)	U27RT(1) U27D-1(1)	14	Orange	1-1/16"
YAV28L4TC14FXG1	550/24 4/0 Weld 4/0 AWG	1/4"	0.62"	1.38"	1.00"	0.21"	3.38"	0.75"		W28VT(2) W28RT(2) X28RT(3)	W28VT(2) W28RT(2) X28RT(3)	U29RT(1) U29D-1(1)	15	Purple	11/16"

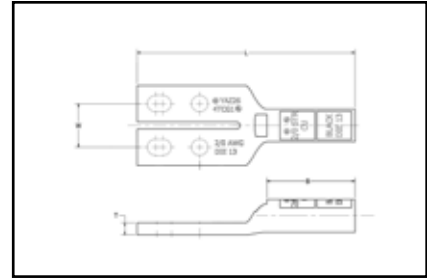

Blue highlighted items are industry standard and most frequently ordered.

Compression Connections

BURNDY®

Copper Compression — Split Tongue — Long Barrel — Code/Flex

HYLUG™ SPLIT TONGUE LONG BARREL TERMINALS WITH INSPECTION WINDOW



C-86

TYPE YAZ-4TC

UL Listed 90° C,
600 Volts to 35 kV◆



Catalog Number	Wire Size	Stud Hole Size	Stud Hole Spacing	Tongue Width	Figure Dimensions				Dieless	Installation Tooling (# of crimps)				Color Code	Wire Strip Length
					(B)	(T)	(L)	(W)		Mechanical	Hydraulic		Die Index		
											MD6, OUR840, MD7-34R	BCT500HS, Y500CTHS			
YAZ254TCG1	1/0 AWG	1/4"	0.62"-0.75"	1.38"	1.38"	0.11"	3.55"	0.75"	MY29-3 (1) MY29-11 (1) Y644HSXT-18V (1) PAT644XT-18V (1)	W25VT(1)	W25VT(1)	U25RT (2)	12 or 348	Pink	1-7/16"
YAZ254TC38E1G1		3/8"	1.00"-1.13"	1.63"	1.38"	0.11"	3.93"	0.88"		W25RT(1) X25RT(1)	W25RT(1) X25RT(1)	U2CABT (2)			
YAZ264TCG1	2/0 AWG	1/4"	0.62"-0.75"	1.38"	1.50"	0.21"	3.71"	0.75"		W26VT(2)	W26VT(2)	U26RT (2)	13	Black	1-9/16"
YAZ264TC38E1G1		3/8"	1.00"-1.13"	1.63"	1.50"	0.21"	4.09"	0.88"		W26RT(2) X26RT(2)	W26RT(2) X26RT(2)	U26D-1 (2)			
YAZ284TCG1	4/0 AWG	1/4"	0.62"-0.75"	1.38"	1.62"	0.21"	3.91"	0.75"		W28VT(2)	W28VT(2)	U28RT(1)	15	Purple	1-11/16"
YAZ294TCG1	250 kcmil	1/4"	0.62"-0.75"	1.38"	1.62"	0.21"	3.94"	0.75"		W28RT(2) X28RT(3)	W28RT(2) X28RT(3)	U28RT(1)	16	Yellow	1-11/16"
YAZ314TCG1	350 kcmil	1/4"	0.62"-0.75"	1.38"	2.00"	0.21"	4.39"	0.75"	W29VT(2)	W29VT(2)	U29RT (2)	18 or 324	Red	2-1/16"	
									W29RT(2) X29RT(3)	W29RT(2) X29RT(3)	U29D-1 (2)				
										W31VT(2)	W31VT(2)	U31RT (2)			
										W31RT(2)	W31RT(2)	U29ART (2)			
												U31D-1 (2)			

Blue highlighted items are industry standard and most frequently ordered.

US: 1-800-346-4175

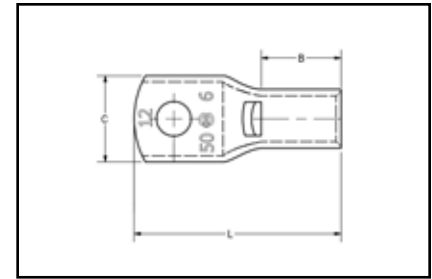
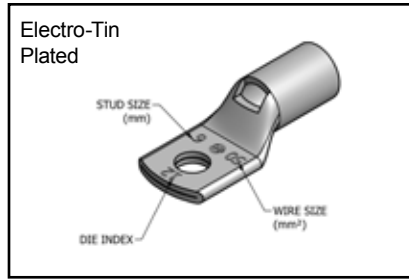
www.burndy.com

Canada: 1-800-387-6487

**ONE HOLE HYLUG™
CODE CONDUCTOR
STANDARD BARREL**

TYPE YAV-M

Made from electrolytic copper tube and is electro tin plate. Wire range is from 2.5 mm² to 630 mm² for class 2. Compatible to **IEC61238-1**.



C-87

Catalog Number	Wire Range (MM ²)	Stud Size	Dimensions (mm)				Dieless*	Installation Tooling				Wire Strip Length
			Tongue Thickness	(B)	(C)	(L)		Mechanical		Hydraulic	Die Index	
								MD6, OUR840, MD7-34R	BCT500HS, Y500CTHS			
YAV025M3	2.5	M3	1.0	6.9	7.9	19.1	Y10D (1) Y10-22 (1) MR8G98 (1) MR8-9Q (1) Y8MRB-1 (1) MR20 (1)	—	—	—	—	7
YAV025M4		M4	1.0	6.9	7.9	19.1						
YAV025M5		M5	1.0	6.9	7.9	19.1						
YAV025M6		M6	0.8	6.9	10.7	24.2						
YAV025M8		M8	0.8	6.9	11.2	24.2						
YAV06M4	6	M4	1.5	10.4	9.7	23.9	Y1MRTC (1) MY29-11 (1) MRC840 (1) Y81KFT (1) PAT81KFT-18V (1)	—	—	—	—	11
YAV06M5		M5	1.5	10.4	9.7	23.9						
YAV06M6		M6	1.3	10.4	11.9	26.9						
YAV06M8		M8	1.0	10.4	13.5	28.7						
YAV06M10		M10	1.0	11.9	14.2	29.1						
YAV10M4	10	M4	2.0	11.2	10.4	29.1	Y1MRTC (1) MY29-11 (1) MRC840 (1) Y81KFT (1) PAT81KFT-18V (1)	W8CVT (1) W8CRT (1) X8CRT (1)	W8CVT (1) W8CRT (1) X8CRT (1)	U8CRT (1)	49	11
YAV10M5		M5	1.8	11.2	10.4	28.5						
YAV10M6		M6	1.8	11.2	11.7	31.0						
YAV10M8		M8	1.5	11.2	13.2	33.0						
YAV10M10		M10	1.3	11.2	14.5	33.0						
YAV10M12	M12	1.3	11.2	18.5	38.6							
YAV16M4	16	M4	2.0	12.7	12.2	31.5	Y1MRTC (1) MY29-11 (1) MRC840 (1) Y644HSXT (1) PAT644XT18V (1) Y81KFT (1) PAT81KFT-18V (1)	W5CVT (1) W5CRT (1) X5CRT (1)	W5CVT (1) W5CRT (1) X5CRT (1)	U5CRT (1)	7	13
YAV16M5		M5	2.0	12.7	12.2	33.0						
YAV16M6		M6	2.0	12.7	12.2	33.0						
YAV16M8		M8	1.5	12.7	15.2	36.3						
YAV16M10		M10	1.5	12.7	14.7	40.9						
YAV16M12	M12	1.3	12.7	18.8	41.6							
YAV25M5	25	M5	2.3	12.7	14.0	33.5	Y1MRTC (2) MY29-11 (1) MRC840 (1) Y644HSXT (1) PAT644XT18V (1) Y81KFT (1) PAT81KFT-18V (1)	W3CRT (1)	W3CRT (1)	U3CRT (1)	9	13
YAV25M6		M6	2.0	12.7	12.7	34.5						
YAV25M8		M8	2.0	12.7	16.0	37.6						
YAV25M10		M10	2.0	12.7	14.7	41.4						
YAV25M12	M12	1.5	12.7	18.5	42.7							
YAV35M5	35	M5	2.5	16.0	17.3	38.1	Y1MRTC (2) MY29-11 (1) MRC840 (1) Y644HSXT (1) PAT644XT18V (1) Y81KFT (1) PAT81KFT-18V (1)	W2CVT (1) W2CRT (1) X2CRT (1)	W2CVT (1) W2CRT (1) X2CRT (1)	U2CRT (1)	10	17
YAV35M6		M6	2.5	16.0	17.5	43.7						
YAV35M8		M8	2.5	16.0	17.5	43.7						
YAV35M10		M10	2.5	16.0	17.3	45.9						
YAV35M12		M12	2.3	16.0	19.6	47.5						

* Use equivalent AWG setting on tool for installation

** PUADP-1 Adaptor is required to use "U" Dies in Y46 and PAT46 series tools

† P-RT Die sets for use in Y46 only, PUADP-1 Adaptor not required

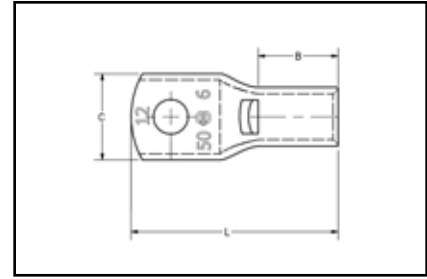
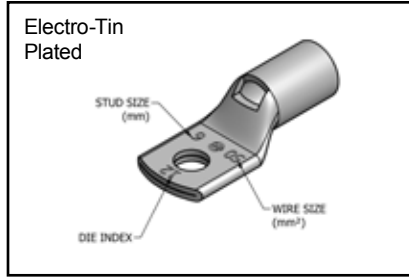
Blue highlighted items are industry standard and most frequently ordered.

Compression Connections

BURNDY®

Metric Lugs — Copper Compression — Code — Standard Barrel

ONE HOLE HYLUG™ CODE CONDUCTOR STANDARD BARREL



C-88

TYPE YAV-M (Continued)

Catalog Number	Wire Range (MM²)	Stud Size	Dimensions (mm)				Dieless*	Installation Tooling				Wire Strip Length
			Tongue Thickness	(B)	(C)	(L)		Mechanical		Hydraulic	Die Index	
								MD6, OUR840, MD7-34R	BCT500HS, Y500CTHS			
YAV50M6	50	M6	2.5	16.0	17.3	38.1	MY29-11 (1) MRC840 (2) Y644HSXT (1) PAT644XT18V (1) Y81KFT (1) PAT81KFT-18V (1)	W25VT (2) W25RT (2) X25RT (2)	W25VT (2) W25RT (2) X25RT (2)	U25RT (1)	12	17
YAV50M8		M8	2.5	16.0	17.3	42.9						
YAV50M10		M10	2.5	16.0	17.3	45.9						
YAV50M12		M12	2.5	16.0	18.5	52.3						
YAV50M14		M14	3.0	16.0	21.1	53.3						
YAV50M16		M16	3.6	16.0	25.9	58.7						
YAV70M5	70	M5	3.0	17.5	21.1	41.4	MY29-11 (1) MRC840 (2) Y644HSXT (1) PAT644XT18V (1) Y81KFT (1) PAT81KFT-18V (1)	W25VT (2) W25RT (2) X25RT (2)	W25VT (2) W25RT (2) X25RT (2)	U26RT (1)	13	19
YAV70M6		M6	3.0	17.5	21.1	44.5						
YAV70M8		M8	3.0	17.5	21.1	46.0						
YAV70M10		M10	3.0	17.5	21.1	49.3						
YAV70M12		M12	3.0	17.5	21.1	55.6						
YAV70M14		M14	2.8	17.5	22.4	56.6						
YAV70M16	M16	2.8	17.5	22.4	62.0							
YAV95M8	95	M8	3.3	20.6	23.6	50.3	MY29-11 (1) MRC840 (2) Y644HSXT (1) PAT644XT18V (1) Y81KFT (2) PAT81KFT-18V (2)	W27VT (2) W27RT (2) X27RT (3)	W27VT (2) W27RT (2) X27RT (3)	U27RT (1)	14	22
YAV95M10		M10	3.3	20.6	23.6	53.6						
YAV95M12		M12	3.3	20.6	23.6	59.9						
YAV95M14		M14	3.3	20.6	23.6	61.0						
YAV95M16		M16	3.3	20.6	23.6	66.3						
YAV95M20		M20	4.1	20.6	30.5	77.4						
YAV120M8	120	M8	3.8	26.2	29.0	58.2	MY29-11 (1) MRC840 (2) Y644HSXT (1) PAT644XT18V (1) Y81KFT (2) PAT81KFT-18V (2)	W28VT (2) W28RT (2) X28RT (3)	W28VT (2) W28RT (2) X28RT (3)	U28RT (1)	15	27
YAV120M10		M10	3.8	26.2	29.0	61.5						
YAV120M12		M12	3.8	26.2	29.0	67.8						
YAV120M14		M14	3.8	26.2	29.0	68.8						
YAV120M16		M16	3.8	26.2	29.0	74.2						
YAV120M20		M20	3.8	26.2	29.0	85.2						
YAV150M8	150	M8	4.1	26.2	30.5	58.7	Y644HSXT (1) PAT644XT18V (1) Y81KFT (2) PAT81KFT-18V (2)	W30VT (2)	W30VT (2) W30RT (2)	U30RT (2)	17	27
YAV150M10		M10	4.1	26.2	30.5	62.0						
YAV150M12		M12	4.1	26.2	30.5	68.3						
YAV150M14		M14	4.1	26.2	30.5	69.2						
YAV150M16		M16	4.1	26.2	30.5	74.7						
YAV150M20		M20	4.1	26.2	30.5	85.7						

* Use equivalent AWG setting on tool for installation

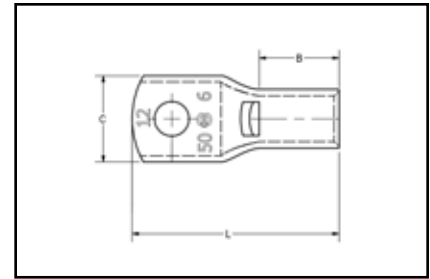
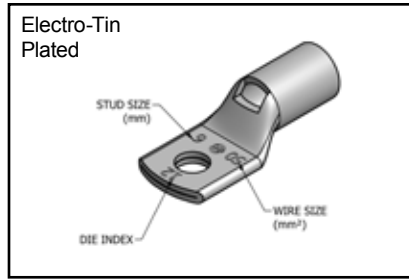
** PUADP-1 Adaptor is required to use "U" Dies in Y46 and PAT46 series tools

† P-RT Die sets for use in Y46 only, PUADP-1 Adaptor not required

Blue highlighted items are industry standard and most frequently ordered.

**ONE HOLE HYLUG™
CODE CONDUCTOR
STANDARD BARREL**

**TYPE YAV-M
(Continued)**



C-89

Catalog Number	Wire Range (MM²)	Stud Size	Dimensions (mm)				Dieless*	Installation Tooling				Wire Strip Length
			Tongue Thickness	(B)	(C)	(L)		Mechanical		Hydraulic	Die Index	
								MD6, OUR840, MD7-34R	BCT500HS, Y500CTHS	Y35, Y39, Y750, PAT750, Y46**, PAT46**		
YAV185M8	185	M8	4.6	26.9	32.8	60.2	—	W31VT (2)	W31VT (2) W31RT (2)	U31RT (2)	18	29
YAV185M10		M10	4.3	26.9	32.8	63.5						
YAV185M12		M12	4.3	26.9	32.8	69.9						
YAV185M14		M14	4.6	26.9	32.8	70.8						
YAV185M16		M16	4.6	26.9	32.8	76.2						
YAV185M20		M20	4.6	26.9	32.8	87.3						
YAV240M10	240	M10	5.8	32.3	39.4	72.9	Y644HSXT (1) PAT644XT18V (1) Y81KFT (2) PAT81KFT-18V (2)	W34VT (2)	W34VT (2) W34RT (2)	U34RT (2)	20	33
YAV240M12		M12	5.6	32.3	39.4	80.2						
YAV240M14		M14	5.8	32.3	39.4	81.3						
YAV240M16		M16	5.8	32.3	39.4	85.6						
YAV240M20		M20	5.8	32.3	39.4	96.6						
YAV300M10	300	M10	6.9	35.1	44.2	77.2	—	—	—	U36RT (2)	22	35
YAV300M12		M12	6.6	35.1	44.2	83.6						
YAV300M14		M14	6.9	35.1	44.2	84.6						
YAV300M16		M16	6.9	35.1	44.2	89.9						
YAV300M20		M20	6.9	35.1	44.2	100.9						
YAV400M12	400	M12	7.6	36.1	50.3	87.1	Y644HSXT (1) PAT644XT18V (1) Y81KFT (3) PAT81KFT-18V (3)	—	—	U39RT (3)	24	37
YAV400M14		M14	7.6	36.1	50.3	88.1						
YAV400M16		M16	7.6	36.1	50.3	93.5						
YAV400M20		M20	7.6	36.1	50.3	104.5						
YAV500M12	500	M12	8.1	41.9	55.6	96.2	—	—	U44XRT (3)	L115	43	
YAV500M16		M16	8.4	41.9	55.6	102.6						
YAV500M20		M20	8.4	41.9	55.6	113.7						
YAV630M12	630	M12	9.7	50.8	62.5	107.7	—	—	—	† P45RT (3)	29	55
YAV630M16		M16	9.7	50.8	62.5	114.0						
YAV630M20		M20	9.7	50.8	62.5	125.2						

* Use equivalent AWG setting on tool for installation

** PUADP-1 Adaptor is required to use "U" Dies in Y46 and PAT46 series tools

† P-RT Die sets for use in Y46 only, PUADP-1 Adaptor not required

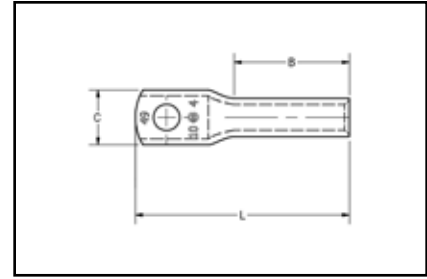
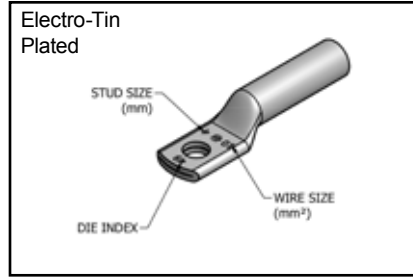
Blue highlighted items are industry standard and most frequently ordered.

Compression Connections

BURNDY®

Metric Lugs — Copper Compression — Code — Long Barrel

ONE HOLE HYLUG™ CODE CONDUCTOR LONG BARREL



C-90

TYPE YALB-M

Made from electrolytic copper tube and is electro tin plate. Wire range is from 10 mm² to 630 mm² for class 2. Compatible to IEC61238-1.

Catalog Number	Wire Range (MM ²)	Stud Size	Dimensions (mm)				Installation Tooling					
			Tongue Thickness	(B)	(C)	(L)	Dieless*	Mechanical		Hydraulic	Die Index	Wire Strip Length
								MD6, OUR840, MD7-34R	BCT500HS, Y500CTHS			
YALB10M4	10	M4	2.3	20.6	9.7	38.1	Y1MRTC (2) MY29-11 (1) MRC840 (2) Y81KFT (1) PAT81KFT-18V (1)	W8CVT (2) W8CRT (2) X8CRT (2)	W8CVT (2) W8CRT (2) X8CRT (2)	U8CRT (2)	49	22
YALB10M5		M5	2.0	20.6	10.4	39.8						
YALB10M6		M6	2.0	20.6	11.2	42.9						
YALB10M8		M8	1.5	20.6	13.2	44.5						
YALB10M10		M10	1.4	20.6	14.7	47.7						
YALB10M12		M12	3.0	20.6	21.1	58.8						
YALB16M4	16	M4	2.0	28.4	11.4	47.2	Y1MRTC (2) MY29-11 (2) MRC840 (2) Y644HSXT (1) PAT644XT18V (1) Y81KFT (1) PAT81KFT-18V (1)	W5CVT (2) W5CRT (2) X5CRT (2)	W5CVT (2) W5CRT (2) X5CRT (2)	U5CRT (2)	7	30
YALB16M5		M5	2.0	28.4	11.4	48.8						
YALB16M6		M6	2.0	28.4	12.2	51.8						
YALB16M8		M8	1.8	28.4	13.2	53.6						
YALB16M10		M10	1.5	28.4	14.7	59.2						
YALB16M12		M12	3.0	28.4	19.1	63.0						
YALB25M5	25	M5	2.3	31.8	14.0	53.6	PAT644XT18V (1) Y81KFT (1) PAT81KFT-18V (1)	W3CRT (2)	W3CRT (2)	U3CRT (2)	9	33
YALB25M6		M6	2.3	31.8	14.0	56.6						
YALB25M8		M8	2.3	31.8	14.0	58.4						
YALB25M10		M10	2.0	31.8	14.7	61.5						
YALB25M12		M12	3.0	31.8	21.1	67.8						
YALB35M5	35	M5	2.5	35.1	17.3	57.7	Y1MRTC (4) MY29-11 (2) MRC840 (2) Y644HSXT (1) PAT644XT18V (1) Y81KFT (1) PAT81KFT-18V (1)	W2CVT (2) W2CRT (2) X2CRT (2)	W2CVT (2) W2CRT (2) X2CRT (2)	U2CRT (2)	10	37
YALB35M6		M6	2.5	35.1	17.3	60.7						
YALB35M8		M8	2.5	35.1	17.3	62.2						
YALB35M10		M10	2.5	35.1	17.3	65.5						
YALB35M12		M12	3.0	35.1	21.1	71.9						
YALB50M6	50	M6	2.5	35.1	17.3	60.7	MY29-11 (2) MRC840 (4) Y644HSXT (1) PAT644XT18V (1) Y81KFT (2) PAT81KFT-18V (2)	W25VT (4) W25RT (4) X25RT (4)	W25VT (4) W25RT (4) X25RT (4)	U25RT (2)	12	37
YALB50M8		M8	2.5	35.1	17.3	62.2						
YALB50M10		M10	2.5	35.1	17.3	65.5						
YALB50M12		M12	3.0	35.1	21.1	71.9						
YALB50M14		M14	3.0	35.1	21.1	72.9						
YALB50M16		M16	3.0	35.1	21.1	78.2						

* Use equivalent AWG setting on tool for installation

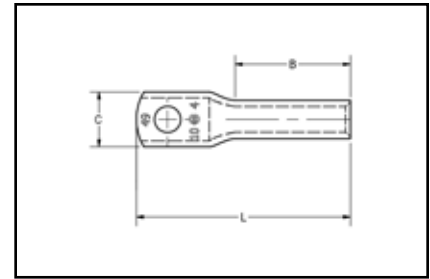
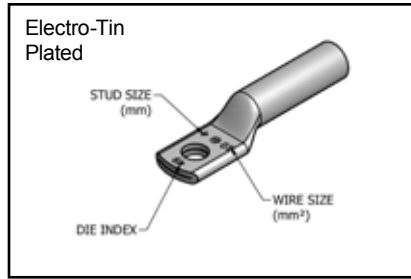
** PUADP-1 Adaptor is required to use "U" Dies in Y46 and PAT46 series tools

† P-RT Die sets for use in Y46 only, PUADP-1 Adaptor not required

Blue highlighted items are industry standard and most frequently ordered.

**ONE HOLE HYLUG™
CODE CONDUCTOR
LONG BARREL**

TYPE YALB-M
(Continued)



C-91

Catalog Number	Wire Range (MM ²)	Stud Size	Dimensions (mm)				Installation Tooling					Wire Strip Length
			Tongue Thickness	(B)	(C)	(L)	Dieless*	Mechanical		Hydraulic	Die Index	
								MD6, OUR840, MD7-34R	BCT500HS, Y500CTS	Y35, Y39, Y750, PAT750, Y46**, PAT46**		
YALB70M6	70	M6	3.0	38.1	21.1	65.5	MY29-11 (2) MRC840 (4) Y644HSXT (1) PAT644XT18V (1) Y81KFT (2) PAT81KFT-18V (2)	W26VT (4) W26RT (4) X26RT (4)	W26VT (4) W26RT (4) X26RT (4)	U26RT (2)	13	40
YALB70M8		M8	3.0	38.1	21.1	67.3						
YALB70M10		M10	3.0	38.1	21.1	70.4						
YALB70M12		M12	3.0	38.1	21.1	76.7						
YALB70M14		M14	3.0	38.1	21.1	77.7						
YALB70M16		M16	3.0	38.1	21.1	86.4						
YALB95M8	95	M8	3.3	38.1	23.6	68.6	MY29-11 (2) MRC840 (4) Y644HSXT (1) PAT644XT18V (1) Y81KFT (2) PAT81KFT-18V (2)	W27VT (4) W27RT (4) X27RT (6)	W27VT (4) W27RT (4) X27RT (6)	U27RT (2)	14	40
YALB95M10		M10	3.3	38.1	23.6	71.6						
YALB95M12		M12	3.3	38.1	23.6	78.0						
YALB95M14		M14	3.3	38.1	23.6	79.0						
YALB95M16		M16	3.3	38.1	23.6	84.3						
YALB95M20		M20	4.1	38.1	30.5	95.5						
YALB120M8	120	M8	3.6	41.1	29.0	73.9	MY29-11 (2) MRC840 (4) Y644HSXT (1) PAT644XT18V (1) Y81KFT (2) PAT81KFT-18V (2)	W28VT (4) W28RT (4) X28RT (6)	W28VT (4) W28RT (4) X28RT (6)	U28RT (2)	15	43
YALB120M10		M10	3.6	41.1	29.0	79.6						
YALB120M12		M12	3.6	41.1	29.0	83.6						
YALB120M14		M14	3.6	41.1	29.0	84.6						
YALB120M16		M16	3.6	41.1	29.0	89.9						
YALB120M20		M20	4.3	41.1	30.5	101.1						
YALB150M8	150	M8	4.1	50.8	30.5	84.1	Y644HSXT (1) PAT644XT18V (1) Y81KFT (3) PAT81KFT-18V (3)	W30VT (4)	W30VT (4) W30RT (4)	U30RT (4)	17	52
YALB150M10		M10	4.1	50.8	30.5	87.4						
YALB150M12		M12	4.1	50.8	30.5	93.7						
YALB150M14		M14	4.1	50.8	30.5	94.7						
YALB150M16		M16	4.1	50.8	30.5	100.1						
YALB150M20		M20	4.1	50.8	30.5	111.3						
YALB185M8	185	M8	4.3	50.8	32.8	85.1	Y644HSXT (1) PAT644XT18V (1) Y81KFT (3) PAT81KFT-18V (3)	W31VT (4)	W31VT (4) W31RT (4)	U31RT (4)	18	52
YALB185M10		M10	4.3	50.8	32.8	88.4						
YALB185M12		M12	4.3	50.8	32.8	94.7						
YALB185M14		M14	4.3	50.8	32.8	95.3						
YALB185M16		M16	4.3	50.8	32.8	101.1						
YALB185M20		M20	4.3	50.8	32.8	112.3						

* Use equivalent AWG setting on tool for installation

** PUADP-1 Adaptor is required to use "U" Dies in Y46 and PAT46 series tools

† P-RT Die sets for use in Y46 only, PUADP-1 Adaptor not required

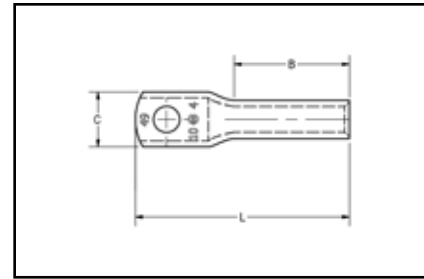
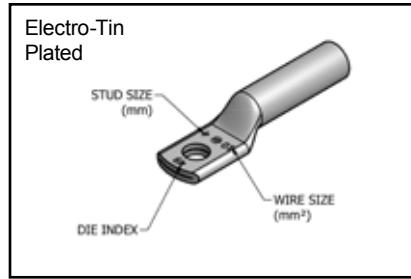
Blue highlighted items are industry standard and most frequently ordered.

Compression Connections

BURNDY®

Metric Lugs — Copper Compression — Code — Long Barrel

ONE HOLE HYLUG™ CODE CONDUCTOR LONG BARREL



C-92

TYPE YALB-M (Continued)

Catalog Number	Wire Range (MM²)	Stud Size	Dimensions (mm)				Installation Tooling					
			Tongue Thickness	(B)	(C)	(L)	Dieless*	Mechanical		Hydraulic	Die Index	Wire Strip Length
								MD6, OUR840, MD7-34R	BCT500HS, Y500CTHS			
YALB240M10	240	M10	5.6	57.2	39.4	98.0	Y644HSXT (1) PAT644XT18V (1) Y81KFT (4) PAT81KFT-18V (4)	W34VT (4)	W34VT (4)	U34RT (4)	20	59
YALB240M12		M12	5.6	57.2	39.4	105.2						
YALB240M14		M14	5.6	57.2	39.4	106.2						
YALB240M16		M16	5.6	57.2	39.4	111.3						
YALB240M20		M20	5.6	57.2	39.4	122.4						
YALB300M10	300	M10	6.6	68.3	44.2	111.8	Y644HSXT (1) PAT644XT18V (1) Y81KFT (4) PAT81KFT-18V (4)	—	—	U36RT (4)	22	70
YALB300M12		M12	6.6	68.3	44.2	118.1						
YALB300M14		M14	6.6	68.3	44.2	119.1						
YALB300M16		M16	6.6	68.3	44.2	124.5						
YALB300M20		M20	6.6	68.3	44.2	135.4						
YALB400M12	400	M12	7.6	74.7	50.2	127.0	—	—	—	U39RT (4)	24	76
YALB400M14		M14	7.6	74.7	50.2	128.0						
YALB400M16		M16	7.6	74.7	50.2	133.4						
YALB400M20		M20	7.6	74.7	50.2	144.3						
YALB500M12	500	M12	8.1	76.2	55.7	132.1	—	—	—	U44XRT (4)	L115	78
YALB500M16		M16	8.1	76.2	55.7	138.4						
YALB500M20		M20	8.1	76.2	55.7	149.4						
YALB630M12	630	M12	9.7	81.0	62.5	139.4	—	—	—	† P45RT (6)	29	83
YALB630M16		M16	9.7	81.0	62.5	145.8						
YALB630M20		M20	9.7	81.0	62.5	157.0						

* Use equivalent AWG setting on tool for installation

** PUADP-1 Adaptor is required to use "U" Dies in Y46 and PAT46 series tools

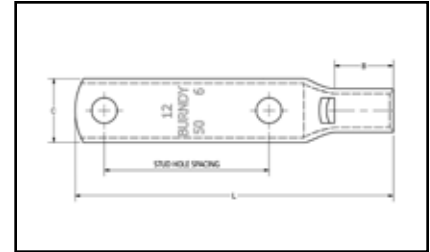
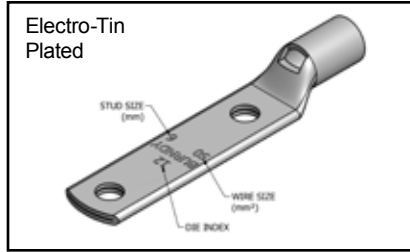
† P-RT Die sets for use in Y46 only, PUADP-1 Adaptor not required

Blue highlighted items are industry standard and most frequently ordered.

**TWO HOLE HYLUG™
CODE CONDUCTOR
STANDARD BARREL**

TYPE YAV-2M

Made from electrolytic copper tube and is electro tin plate. Wire range is from 2.5 mm² to 630 mm² for class 2. Compatible to IEC61238-1.



C-93

Catalog Number	Wire Range (MM ²)	Stud Size	Stud Hole Spacing	Dimensions (mm)				Dieless*	Installation Tooling				Wire Strip Length (mm)
				Tongue Thickness	(B)	(C)	(L)		Mechanical		Hydraulic Y35, Y39, Y750, PAT750, Y46**, PAT46**	Die Index	
									MD6, OUR840, MD7-34R	PAT600, Y500CTHS			
YAV0252M3	2.5	M3	25.4	1.0	6.7	7.9	44.7	Y10D (1) Y10-22 (1) MR8G98 (1) MR8-9Q (1) Y8MRB-1 (1) MR20 (1)	—	—	—	—	7
YAV0252M4		M4	25.4	1.0	6.7	7.9	44.7						
YAV0252M5		M5	25.4	1.0	6.7	7.9	44.7						
YAV0252M6		M6	25.4	0.8	6.7	10.7	49.8						
YAV0252M8		M8	25.4	0.8	6.7	11.0	49.8						
YAV062M4	6	M4	25.4	1.5	10.4	9.5	49.5	Y10D (1) Y10-22 (1) MR8G98 (1) MR8-9Q (1) Y8MRB-1 (1) MR20 (1)	—	—	—	—	11
YAV062M5		M5	25.4	1.5	10.4	9.5	49.5						
YAV062M6		M6	25.4	1.3	10.4	11.9	52.6						
YAV062M8		M8	25.4	1.0	10.4	13.5	54.4						
YAV062M10		M10	25.4	1.0	11.9	14.2	54.6						
YAV102M4	10	M4	44.5	2.0	11.2	10.4	73.4	Y1MRTC (1) MY29-11 (1) MRC840 (1) Y81KFT (1) PAT81KFT-18V (1)	W8CVT (1) W8CRT (1) X8CRT (1)	W8CVT (1) W8CRT (1) X8CRT (1)	U8CRT (1)	49	11
YAV102M5		M5	44.5	1.8	11.2	10.4	74.9						
YAV102M6		M6	44.5	1.8	11.2	11.7	78.2						
YAV102M8		M8	44.5	1.5	11.2	13.2	79.8						
YAV102M10		M10	44.5	1.3	11.2	13.7	83.1						
YAV102M12	M12	44.5	1.3	11.2	18.5	89.4							
YAV162M4	16	M4	44.5	2.3	12.7	12.2	76.2	Y1MRTC (1) MY29-11 (1) MRC840 (1) Y644HSXT (1) PAT644XT18V (1) Y81KFT (1) PAT81KFT-18V (1)	W5CVT (1) W5CRT (1) X5CRT (1)	W5CVT (1) W5CRT (1) X5CRT (1)	U5CRT (1)	7	13
YAV162M5		M5	44.5	2.0	12.7	12.2	77.7						
YAV162M6		M6	44.5	2.0	12.7	12.2	80.8						
YAV162M8		M8	44.5	1.5	12.7	15.2	82.6						
YAV162M10		M10	44.5	1.5	12.7	14.7	85.6						
YAV162M12	M12	44.5	1.3	12.7	18.8	91.9							
YAV252M5	25	M5	44.5	2.2	12.7	14.0	78.2	Y1MRTC (2) MY29-11 (1) MRC840 (1) Y644HSXT (1) PAT644XT18V (1) Y81KFT (1) PAT81KFT-18V (1)	W3CRT (1)	W3CRT (1)	U3CRT (1)	9	13
YAV252M6		M6	44.5	2.0	12.7	12.7	81.3						
YAV252M8		M8	44.5	2.0	12.7	16.0	83.1						
YAV252M10		M10	44.5	2.0	12.7	14.7	86.1						
YAV252M12		M12	44.5	1.5	12.7	18.5	92.5						
YAV352M5	35	M5	44.5	2.5	16.0	17.3	82.8	Y1MRTC (2) MY29-11 (1) MRC840 (1) Y644HSXT (1) PAT644XT18V (1) Y81KFT (1) PAT81KFT-18V (1)	W2CVT (1) W2CRT (1) X2CRT (1)	W2CVT (1) W2CRT (1) X2CRT (1)	U2CRT (1)	10	17
YAV352M6		M6	44.5	2.5	16.0	17.3	86.0						
YAV352M8		M8	44.5	2.5	16.0	17.3	87.6						
YAV352M10		M10	44.5	2.5	16.0	17.3	90.7						
YAV352M12		M12	44.5	2.3	16.0	17.3	97.0						
YAV502M6	50	M6	44.5	2.5	16.0	17.3	85.9	MY29-11 (1) MRC840 (2) Y644HSXT (1) PAT644XT18V (1) Y81KFT (1) PAT81KFT-18V (1)	W25VT (2) W25RT (2) X25RT (2)	W25VT (2) W25RT (2) X25RT (2)	U25RT (1)	12	17
YAV502M8		M8	44.5	2.5	16.0	17.3	87.6						
YAV502M10		M10	44.5	2.5	16.0	17.3	90.7						
YAV502M12		M12	44.5	2.5	16.0	18.5	97.0						
YAV502M14		M14	44.5	3.0	16.0	21.1	98.0						
YAV502M16		M16	44.5	3.6	16.0	25.9	104.9						

* Use equivalent AWG setting on tool for installation.

** PUADP-1 Adaptor is required to use "U" Dies in Y46 and PAT46 series tools.

† P-RT Die sets for use in Y46 only, PUADP-1 Adaptor not required.

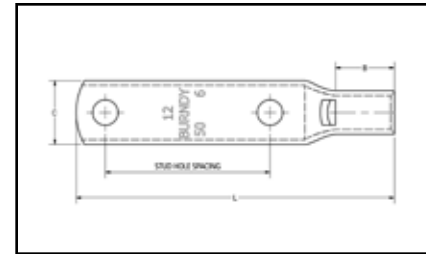
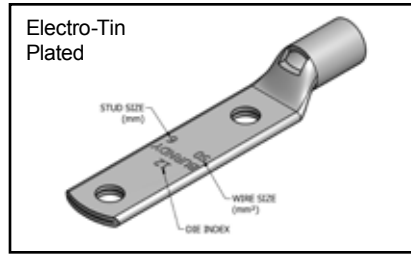
Blue highlighted items are industry standard and most frequently ordered.

Compression Connections

BURNDY®

Metric Lugs — Copper Compression — Code — Standard Barrel

TWO HOLE HYLUG™ CODE CONDUCTOR STANDARD BARREL



C-94

TYPE YAV-2M

(Continued)

Catalog Number	Wire Range (MM²)	Stud Size	Stud Hole Spacing	Dimensions (mm)				Installation Tooling					Wire Strip Length (mm)
				Tongue Thickness	(B)	(C)	(L)	Dieless*	Mechanical		Hydraulic Y35, Y39, Y750, PAT750, Y46**, PAT46**	Die Index	
									MD6, OUR840, MD7-34R	PAT600, Y500CTHS			
YAV702M6	70	M6	44.5	3.0	17.5	21.1	89.2	MY29-11 (1) MRC840 (2) Y644HSXT (1) PAT644XT18V (1) Y81KFT (1) PAT81KFT-18V (1)	W26VT (2) W26RT (2) X26RT (2)	W26VT (2) W26RT (2) X26RT (2)	U26RT (1)	13	19
YAV702M8		M8	44.5	3.0	17.5	21.1	90.7						
YAV702M10		M10	44.5	3.0	17.5	21.1	94.0						
YAV702M12		M12	44.5	3.0	17.5	21.1	100.3						
YAV702M14		M14	44.5	2.8	17.5	22.4	101.3						
YAV702M16		M16	44.5	2.8	17.5	22.4	106.7						
YAV952M8	95	M8	44.5	3.3	20.6	23.6	95.0	MY29-11 (1) MRC840 (2) Y644HSXT (1) PAT644XT18V (1) Y81KFT (2) PAT81KFT-18V (2)	W27VT (2) W27RT (2) X27RT (3)	W27VT (2) W27RT (2) X27RT (3)	U27RT (1)	14	22
YAV952M10		M10	44.5	3.3	20.6	23.6	98.3						
YAV952M12		M12	44.5	3.3	20.6	23.6	104.6						
YAV952M14		M14	44.5	3.3	20.6	23.6	105.7						
YAV952M16		M16	44.5	3.3	20.6	23.6	111.0						
YAV952M20		M20	44.5	4.1	20.6	30.5	123.4						
YAV1202M8	120	M8	44.5	3.8	26.2	29.0	102.9	W28VT (2) W28RT (2) X28RT (3)	W28VT (2) W28RT (2) X28RT (3)	U28RT (1)	15	27	
YAV1202M10		M10	44.5	3.8	26.2	29.0	106.2						
YAV1202M12		M12	44.5	3.8	26.2	29.0	112.5						
YAV1202M14		M14	44.5	3.8	26.2	29.0	113.5						
YAV1202M16		M16	44.5	3.8	26.2	29.0	118.9						
YAV1202M20		M20	44.5	3.8	26.2	29.0	130.8						
YAV1502M8	150	M8	44.5	4.1	26.2	30.5	103.4	Y644HSXT (1) PAT644XT18V (1) Y81KFT (2) PAT81KFT-18V (2)	W30VT (2)	W30VT (2) W30RT (2)	U30RT (2)	17	27
YAV1502M10		M10	44.5	4.1	26.2	30.5	106.7						
YAV1502M12		M12	44.5	4.1	26.2	30.5	113.0						
YAV1502M14		M14	44.5	4.1	26.2	30.5	114.8						
YAV1502M16		M16	44.5	4.1	26.2	30.5	119.4						
YAV1502M20		M20	44.5	4.1	26.2	30.5	131.3						
YAV1852M8	185	M8	44.5	4.6	26.9	32.8	104.9	W31VT (2)	W31VT (2) W31RT (2)	U31RT (2)	18	29	
YAV1852M10		M10	44.5	4.3	26.9	32.8	108.2						
YAV1852M12		M12	44.5	4.6	26.9	32.8	114.6						
YAV1852M14		M14	44.5	4.6	26.9	32.8	116.6						
YAV1852M16		M16	44.5	4.6	26.9	32.8	120.9						
YAV1852M20		M20	44.5	4.6	26.9	32.8	133.1						
YAV2402M10	240	M10	44.5	5.8	32.3	39.4	117.6	W34VT (2)	W34VT (2) W34RT (2)	U34RT (2)	20	33	
YAV2402M12		M12	44.5	5.6	32.3	39.4	125.0						
YAV2402M14		M14	44.5	5.8	32.3	39.4	126.0						
YAV2402M16		M16	44.5	5.8	32.3	39.4	130.3						
YAV2402M20	M20	44.5	5.8	32.3	39.4	142.5							

* Use equivalent AWG setting on tool for installation.

** PUADP-1 Adaptor is required to use "U" Dies in Y46 and PAT46 series tools.

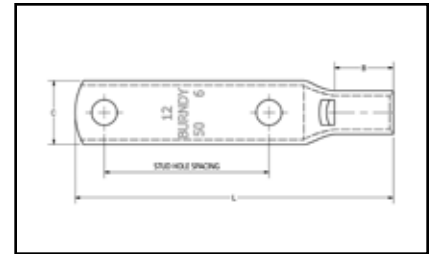
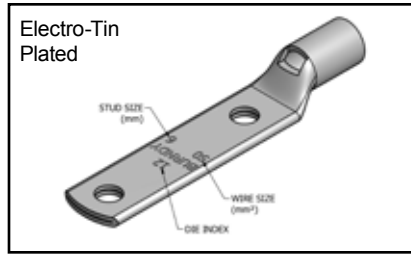
† P-RT Die sets for use in Y46 only, PUADP-1 Adaptor not required.

Blue highlighted items are industry standard and most frequently ordered.

**TWO HOLE HYLUG™
CODE CONDUCTOR
STANDARD BARREL**

TYPE YAV-2M

(Continued)



C-95

Catalog Number	Wire Range (MM²)	Stud Size	Stud Hole Spacing	Dimensions (mm)				Installation Tooling					Wire Strip Length (mm)
				Tongue Thickness	(B)	(C)	(L)	Dieless*	Mechanical		Hydraulic Y35, Y39, Y750, PAT750, Y46**, PAT46**	Die Index	
									MD6, OUR840, MD7-34R	PAT600, Y500CTHS			
YAV3002M10	300	M10	44.5	6.9	35.1	44.2	121.9	Y644HSXT (1) PAT644XT18V (1) Y81KFT (2) PAT81KFT-18V (2)	—	—	U36RT (2)	22	35
YAV3002M12		M12	44.5	6.6	35.1	44.2	128.3						
YAV3002M14		M14	44.5	6.9	35.1	44.2	129.3						
YAV3002M16		M16	44.5	6.9	35.1	44.2	134.6						
YAV3002M20		M20	44.5	6.9	35.1	44.2	145.5						
YAV4002M12	400	M12	44.5	7.6	36.1	50.3	131.8		—	—	U39RT (3)	24	37
YAV4002M14		M14	44.5	7.6	36.1	50.3	134.1						
YAV4002M16		M16	44.5	7.6	36.1	50.3	138.2						
YAV4002M20		M20	44.5	7.6	36.1	50.3	150.6						
YAV5002M12	500	M12	44.5	8.1	41.9	55.6	139.4		—	—	U44XRT (3)	L115	43
YAV5002M16		M16	44.5	8.1	41.9	55.6	147.3						
YAV5002M20		M20	44.5	8.1	41.9	55.6	160.0						
YAV6302M12	630	M12	44.5	9.7	50.8	62.5	152.4		—	—	† P45RT (3)	29	55
YAV6302M16		M16	44.5	9.7	50.8	62.5	158.8						
YAV6302M20		M20	44.5	9.7	50.8	62.5	169.9						

* Use equivalent AWG setting on tool for installation.

** PUADP-1 Adaptor is required to use "U" Dies in Y46 and PAT46 series tools.

† P-RT Die sets for use in Y46 only, PUADP-1 Adaptor not required.

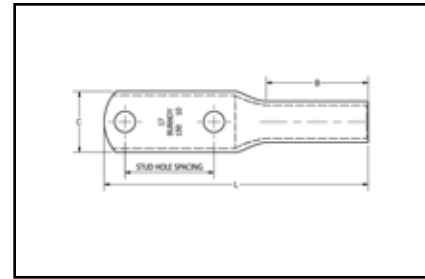
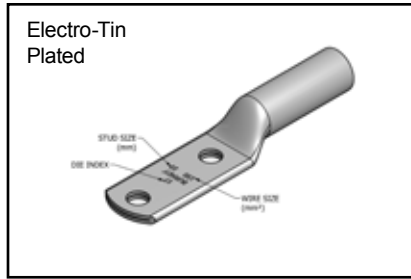
Blue highlighted items are industry standard and most frequently ordered.

Compression Connections

BURNDY®

Metric Lugs — Copper Compression — Code — Long Barrel

TWO HOLE HYLUG™ CODE CONDUCTOR LONG BARREL



C-96

TYPE YALB-2M

Made from electrolytic copper tube and is electro tin plate. Wire range is from 10 mm² to 630 mm² for class 2. Compatible to IEC61238-1.

Catalog Number	Wire Range (MM ²)	Stud Size	Stud Hole Spacing	Dimensions (mm)				Installation Tooling					Wire Strip Length (mm)
				Tongue Thickness	(B)	(C)	(L)	Dieless*	Mechanical		Hydraulic	Die Index	
									MD6, OUR840, MD7-34R	PAT600, Y500CTHS	Y35, Y39, Y750, PAT750, Y46**, PAT46**		
YALB102M4	10	M4	44.5	2.3	20.6	9.9	82.6	Y1MRTC (2) MY29-11 (1) MRC840 (2) Y81KFT (1) PAT81KFT-18V (1)	W8CVT (2) W8CRT (2) X8CRT (2)	W8CVT (2) W8CRT (2) X8CRT (2)	U8CRT (2)	49	22
YALB102M5		M5	44.5	2.0	20.6	10.4	84.3						
YALB102M6		M6	44.5	2.0	20.6	11.2	87.4						
YALB102M8		M8	44.5	1.5	20.6	13.2	88.9						
YALB102M10		M10	44.5	1.5	20.6	14.7	92.2						
YALB102M12		M12	44.5	3.0	20.6	21.1	103.4						
YALB162M4	16	M4	44.5	2.3	28.4	11.4	91.7	Y1MRTC (2) MY29-11 (2) MRC840 (2) Y644HSXT (1) PAT644XT18V (1) Y81KFT (1) PAT81KFT-18V (1)	W5CVT (2) W5CRT (2) X5CRT (2)	W5CVT (2) W5CRT (2) X5CRT (2)	U5CRT (2)	7	30
YALB162M5		M5	44.5	2.3	28.4	11.4	93.2						
YALB162M6		M6	44.5	2.0	28.4	12.2	96.5						
YALB162M8		M8	44.5	1.8	28.4	13.2	98.0						
YALB162M10		M10	44.5	1.5	28.4	14.7	103.6						
YALB162M12		M12	44.5	3.0	28.4	19.1	107.7						
YALB252M5	25	M5	44.5	2.3	31.8	14.0	98.0	W3CRT (2)	W3CRT (2)	U3CRT (2)	9	33	
YALB252M6		M6	44.5	2.3	31.8	14.0	101.1						
YALB252M8		M8	44.5	2.3	31.8	14.0	102.9						
YALB252M10		M10	44.5	2.0	31.8	14.7	105.9						
YALB252M12		M12	44.5	3.0	31.8	21.1	112.5						
YALB352M5	35	M5	44.5	2.5	35.1	17.3	102.1	W2CVT (2) W2CRT (2) X2CRT (2)	W2CVT (2) W2CRT (2) X2CRT (2)	U2CRT (2)	10	37	
YALB352M6		M6	44.5	2.5	35.1	17.3	105.2						
YALB352M8		M8	44.5	2.5	35.1	17.3	106.8						
YALB352M10		M10	44.5	2.5	35.1	17.3	110.0						
YALB352M12		M12	44.5	3.0	35.1	21.1	116.4						
YALB502M6	50	M6	44.5	2.5	35.1	17.3	105.2	MY29-11 (2) MRC840 (4) Y644HSXT (1) PAT644XT18V (1) Y81KFT (2) PAT81KFT-18V (2)	W25VT (4) W25RT (4) X25RT (4)	W25VT (4) W25RT (4) X25RT (4)	U25RT (2)	12	37
YALB502M8		M8	44.5	2.5	35.1	17.3	106.7						
YALB502M10		M10	44.5	2.5	35.1	17.3	110.0						
YALB502M12		M12	44.5	3.0	35.1	21.1	116.3						
YALB502M14		M14	44.5	3.0	35.1	21.1	117.3						
YALB502M16		M16	44.5	3.0	35.1	21.1	122.7						

* Use equivalent AWG setting on tool for installation

** PUADP-1 Adaptor is required to use "U" Dies in Y46 and PAT46 series tools

† P-RT Die sets for use in Y46 only, PUADP-1 Adaptor not required

Blue highlighted items are industry standard and most frequently ordered.

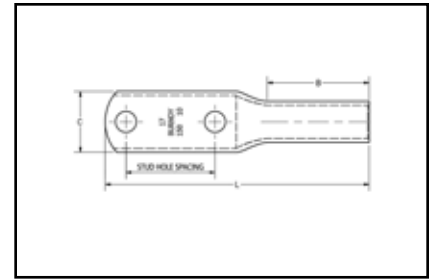
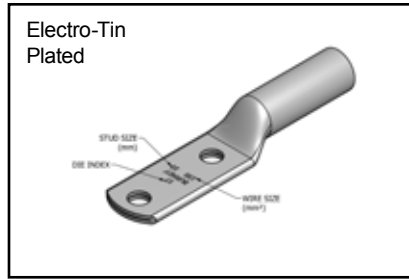
US: 1-800-346-4175

www.burndy.com

Canada: 1-800-387-6487

**TWO HOLE HYLUG™
CODE CONDUCTOR
LONG BARREL**

TYPE YALB-2M
(Continued)



C-97

Catalog Number	Wire Range (MM ²)	Stud Size	Stud Hole Spacing	Dimensions (mm)			Installation Tooling						
				Tongue Thickness	(B)	(C)	(L)	Dieless*	Mechanical		Hydraulic	Die Index	Wire Strip Length (mm)
									MD6, OUR840, MD7-34R	PAT600, Y500CTHS			
YALB702M6	70	M6	44.5	3.0	38.1	21.1	110.0	Dieless*	W26VT (4) W26RT (4) X26RT (4)	W26VT (4) W26RT (4) X26RT (4)	U26RT (2)	13	40
YALB702M8		M8	44.5	3.0	38.1	21.1	111.8						
YALB702M10		M10	44.5	3.0	38.1	21.1	114.8						
YALB702M12		M12	44.5	3.0	38.1	21.1	121.4						
YALB702M14		M14	44.5	3.0	38.1	21.1	122.2						
YALB702M16		M16	44.5	3.0	38.1	21.1	130.8						
YALB952M8	95	M8	44.5	3.3	38.1	23.6	113.0	MY29-11 (2) MRC840 (4) Y644HSXT (1) PAT644XT18V (1) Y81KFT (2) PAT81KFT-18V (2)	W27VT (4) W27RT (4) X27RT (6)	W27VT (4) W27RT (4) X27RT (6)	U27RT (2)	14	40
YALB952M10		M10	44.5	3.3	38.1	23.6	116.1						
YALB952M12		M12	44.5	3.3	38.1	23.6	122.4						
YALB952M14		M14	44.5	3.3	38.1	23.6	123.4						
YALB952M16		M16	44.5	3.3	38.1	23.6	128.8						
YALB952M20		M20	44.5	4.1	38.1	30.5	140.0						
YALB1202M8	120	M8	44.5	3.8	41.1	29.0	118.6	Dieless*	W28VT (4) W28RT (4) X28RT (6)	W28VT (4) W28RT (4) X28RT (6)	U28RT (2)	15	43
YALB1202M10		M10	44.5	3.8	41.1	29.0	124.1						
YALB1202M12		M12	44.5	3.8	41.1	29.0	128.0						
YALB1202M14		M14	44.5	3.8	41.1	29.0	129.0						
YALB1202M16		M16	44.5	3.8	41.1	29.0	134.4						
YALB1202M20		M20	44.5	4.3	41.1	30.5	145.5						
YALB1502M8	150	M8	44.5	4.1	50.8	30.5	128.8	Y644HSXT (1) PAT644XT18V (1) Y81KFT (3) PAT81KFT-18V (3)	W30VT (4)	W30VT (4) W30RT (4)	U30RT (4)	17	52
YALB1502M10		M10	44.5	4.1	50.8	30.5	131.8						
YALB1502M12		M12	44.5	4.1	50.8	30.5	138.2						
YALB1502M14		M14	44.5	4.1	50.8	30.5	139.2						
YALB1502M16		M16	44.5	4.1	50.8	30.5	145.3						
YALB1502M20		M20	44.5	4.1	50.8	30.5	156.2						
YALB1852M8	185	M8	44.5	4.3	50.8	32.8	129.8	Dieless*	W31VT (4)	W31VT (4) W31RT (4)	U31RT (4)	18	52
YALB1852M10		M10	44.5	4.3	50.8	32.8	132.8						
YALB1852M12		M12	44.5	4.3	50.8	32.8	139.2						
YALB1852M14		M14	44.5	4.3	50.8	32.8	139.7						
YALB1852M16		M16	44.5	4.3	50.8	32.8	145.5						
YALB1852M20		M20	44.5	4.3	50.8	32.8	156.7						

* Use equivalent AWG setting on tool for installation

** PUADP-1 Adaptor is required to use "U" Dies in Y46 and PAT46 series tools

† P-RT Die sets for use in Y46 only, PUADP-1 Adaptor not required

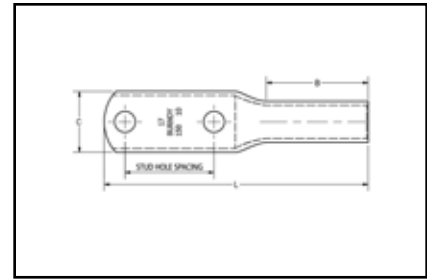
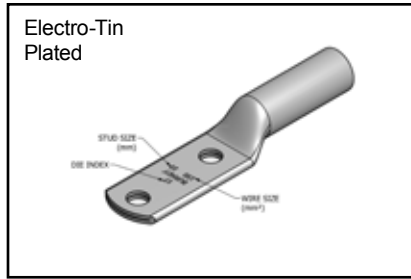
Blue highlighted items are industry standard and most frequently ordered.

Compression Connections

BURNDY®

Metric Lugs — Copper Compression — Code — Long Barrel

TWO HOLE HYLUG™ CODE CONDUCTOR LONG BARREL



C-98

TYPE YALB-2M
(Continued)

Catalog Number	Wire Range (MM²)	Stud Size	Stud Hole Spacing	Dimensions (mm)				Installation Tooling					
				Tongue Thickness	(B)	(C)	(L)	Dieless*	Mechanical		Hydraulic	Die Index	Wire Strip Length (mm)
									MD6, OUR840, MD7-34R	PAT600, Y500CTHS	Y35, Y39, Y750, PAT750, Y46**, PAT46**		
YALB2402M10	240	M10	44.5	5.6	57.2	39.4	142.5	Y644HSXT (1) PAT644XT18V (1) Y81KFT (4) PAT81KFT-18V (4)	W34VT (4)	W34VT (4) W34RT (4)	U34RT (4)	20	59
YALB2402M12		M12	44.5	5.6	57.2	39.4	149.6						
YALB2402M14		M14	44.5	5.6	57.2	39.4	150.6						
YALB2402M16		M16	44.5	5.6	57.2	39.4	156.0						
YALB2402M20		M20	44.5	5.6	57.2	39.4	166.9						
YALB3002M10	300	M10	44.5	6.6	68.3	44.2	156.2	Y644HSXT (1) PAT644XT18V (1) Y81KFT (4) PAT81KFT-18V (4)	—	—	U36RT (4)	22	70
YALB3002M12		M12	44.5	6.6	68.3	44.2	162.6						
YALB3002M14		M14	44.5	6.6	68.3	44.2	163.6						
YALB3002M16		M16	44.5	6.6	68.3	44.2	168.9						
YALB3002M20		M20	44.5	6.6	68.3	44.2	179.6						
YALB4002M12	400	M12	44.5	7.6	74.7	50.3	171.4	—	—	—	U39RT (4)	24	76
YALB4002M14		M14	44.5	7.6	74.7	50.3	172.5						
YALB4002M16		M16	44.5	7.6	74.7	50.3	177.8						
YALB4002M20		M20	44.5	7.6	74.7	50.3	189.0						
YALB5002M12	500	M12	44.5	8.1	76.2	55.6	176.5	—	—	—	U44XRT (4)	L115	78
YALB5002M16		M16	44.5	8.1	76.2	55.6	182.9						
YALB5002M20		M20	44.5	8.1	76.2	55.6	194.1						
YALB6302M12	630	M12	44.5	9.7	81.0	62.5	183.9	—	—	—	† P45RT (6)	29	83
YALB6302M16		M16	44.5	9.7	81.0	62.5	190.5						
YALB6302M20		M20	44.5	9.7	81.0	62.5	201.4						

* Use equivalent AWG setting on tool for installation

** PUADP-1 Adaptor is required to use "U" Dies in Y46 and PAT46 series tools

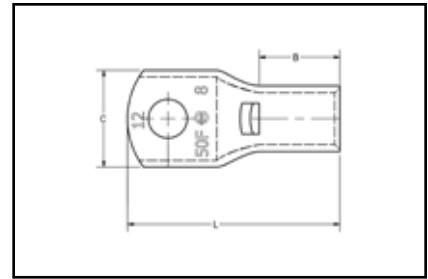
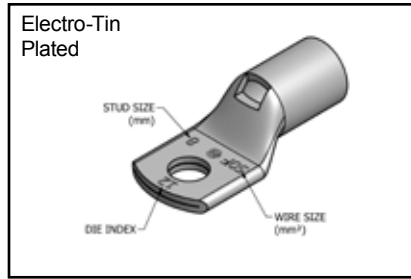
† P-RT Die sets for use in Y46 only, PUADP-1 Adaptor not required

Blue highlighted items are industry standard and most frequently ordered.

**ONE HOLE HYLUG™
FLEX CONDUCTOR
STANDARD BARREL**

TYPE YAV-FM

Made from electrolytic copper tube and is electro tin plate. Wire range is from 50 mm² to 630 mm² for class 5. Compatible to IEC61238-1.



C-99

Catalog Number	Wire Range (MM²)	Stud Size	Dimensions (mm)				Installation Tooling					
			Tongue Thickness	(B)	(C)	(L)	Dieless*	Mechanical		Hydraulic		Wire Strip Length
								MD6, OUR840, MD7-34R	BCT500HS, Y500CTHS	Y35, Y39, Y750, PAT750, Y46**, PAT46**	Die Index	
YAV50FM6	50	M6	3.0	17.5	21.1	46.0	MY29-11 (1) MRC840 (2) Y644HSXT (1) PAT644XT18V (1) Y81KFT (1) PAT81KFT-18V (1)	W25VT (2) W25RT (2) X25RT (2)	W25VT (2) W25RT (2) X25RT (2)	U25RT (1)	12	19
YAV50FM8		M8	3.0	17.5	21.1	46.0						
YAV50FM10		M10	3.0	17.5	21.1	49.3						
YAV50FM12		M12	3.0	17.5	21.1	55.6						
YAV50FM14		M14	3.0	17.5	22.4	56.6						
YAV50FM16		M16	3.0	17.5	22.4	61.9						
YAV70FM6	70	M6	3.3	20.6	23.6	49.0	MY29-11 (1) MRC840 (2) Y644HSXT (1) PAT644XT18V (1) Y81KFT (1) PAT81KFT-18V (1)	W26VT (2) W26RT (2) X26RT (2)	W26VT (2) W26RT (2) X26RT (2)	U26RT (1)	13	22
YAV70FM8		M8	3.3	20.6	23.6	50.3						
YAV70FM10		M10	3.3	20.6	23.6	54.0						
YAV70FM12		M12	3.3	20.6	23.6	60.0						
YAV70FM14		M14	3.3	20.6	23.6	61.0						
YAV70FM16		M16	3.3	20.6	23.6	66.3						
YAV95FM8	95	M8	3.6	25.4	26.2	56.0	MY29-11 (1) MRC840 (2) Y644HSXT (1) PAT644XT18V (1) Y81KFT (2) PAT81KFT-18V (2)	W27VT (2) W27RT (2) X27RT (3)	W27VT (2) W27RT (2) X27RT (3)	U27RT (1)	14	27
YAV95FM10		M10	3.6	25.4	26.2	59.0						
YAV95FM12		M12	3.6	25.4	26.2	66.0						
YAV95FM14		M14	3.6	25.4	26.2	66.8						
YAV95FM16		M16	3.6	25.4	26.2	72.1						
YAV95FM20		M20	3.6	25.4	26.2	83.2						
YAV120FM8	120	M8	3.8	26.2	29.0	58.2	MY29-11 (1) MRC840 (2) Y644HSXT (1) PAT644XT18V (1) Y81KFT (2) PAT81KFT-18V (2)	W28VT (2) W28RT (2) X28RT (3)	W28VT (2) W28RT (2) X28RT (3)	U28RT (1)	15	27
YAV120FM10		M10	3.8	26.2	29.0	61.0						
YAV120FM12		M12	3.8	26.2	29.0	68.0						
YAV120FM14		M14	3.8	26.2	29.0	68.8						
YAV120FM16		M16	3.8	26.2	29.0	74.1						
YAV120FM20		M20	3.8	26.2	29.0	85.2						
YAV150FM8	150	M8	4.6	26.9	32.8	60.2	Y644HSXT (1) PAT644XT18V (1) Y81KFT (2) PAT81KFT-18V (2)	W30VT (2)	W30VT (2) W30RT (2)	U30RT (2)	17	29
YAV150FM10		M10	4.6	26.9	32.8	64.0						
YAV150FM12		M12	4.6	26.9	32.8	70.0						
YAV150FM14		M14	4.6	26.9	32.8	70.8						
YAV150FM16		M16	4.6	26.9	32.8	76.0						
YAV150FM20		M20	4.6	26.9	32.8	87.3						

* Use equivalent AWG setting on tool for installation

** PUADP-1 Adaptor is required to use "U" Dies in Y46 and PAT46 series tools

† P-RT Die sets for use in Y46 only, PUADP-1 Adaptor not required

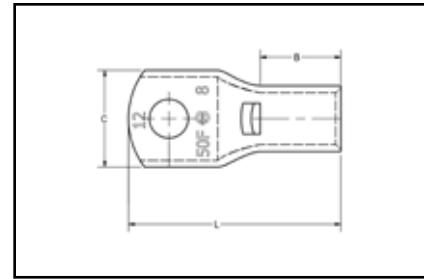
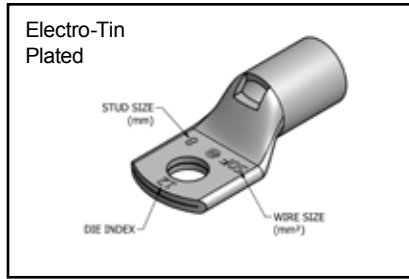
Blue highlighted items are industry standard and most frequently ordered.

Compression Connections

BURNDY®

Metric Lugs — Copper Compression — Flex — Standard Barrel

ONE HOLE HYLUG™ FLEX CONDUCTOR STANDARD BARREL



C-100

TYPE YAV-FM

(Continued)

Catalog Number	Wire Range (MM²)	Stud Size	Dimensions (mm)				Installation Tooling					
			Tongue Thickness	(B)	(C)	(L)	Dieless*	Mechanical		Hydraulic	Die Index	Wire Strip Length
								MD6, OUR840, MD7-34R	BCT500HS, Y500CTHS	Y35, Y39, Y750, PAT750, Y46**, PAT46**		
YAV185FM8	185	M8	5.0	30.2	35.6	64.8	Y644HSXT (1) PAT644XT18V (1) Y81KFT (2) PAT81KFT-18V (2)	W31VT (2)	W31VT (2) W31RT (2)	U31RT (2)	18	29
YAV185FM10		M10	5.0	30.2	35.6	68.0						
YAV185FM12		M12	5.0	30.2	35.6	74.0						
YAV185FM14		M14	5.0	30.2	35.6	75.4						
YAV185FM16		M16	5.0	30.2	35.6	81.0						
YAV185FM20		M20	5.0	30.2	35.6	91.8						
YAV240FM10	240	M10	5.8	32.3	39.4	72.9	Y644HSXT (1) PAT644XT18V (1) Y81KFT (2) PAT81KFT-18V (2)	W34VT (2)	W34VT (2) W34VT (2)	U34RT (2)	20	33
YAV240FM12		M12	5.8	32.3	39.4	79.0						
YAV240FM14		M14	5.8	32.3	39.4	80.2						
YAV240FM16		M16	5.8	32.3	39.4	85.5						
YAV240FM20		M20	5.8	32.3	39.4	96.6						
YAV300FM10	300	M10	6.9	36.8	46.7	80.2	Y644HSXT (1) PAT644XT18V (1) Y81KFT (2) PAT81KFT-18V (2)			U36RT (2)	22	38
YAV300FM12		M12	6.9	36.8	46.7	87.0						
YAV300FM14		M14	6.9	36.8	46.7	87.5						
YAV300FM16		M16	6.9	36.8	46.7	93.0						
YAV300FM20		M20	6.9	36.8	46.7	104.0						
YAV400FM12	400	M12	7.6	36.1	50.3	87.0	Y644HSXT (1) PAT644XT18V (1) Y81KFT (3) PAT81KFT-18V (3)			U39RT (3)	24	37
YAV400FM14		M14	7.6	36.1	50.3	88.1						
YAV400FM16		M16	7.6	36.1	50.3	93.5						
YAV400FM20		M20	7.6	36.1	50.3	104.5						
YAV500FM12	500	M12	8.4	41.9	55.6	96.0	Y644HSXT (1) PAT644XT18V (1) Y81KFT (3) PAT81KFT-18V (3)			U44XRT (3)	L115	43
YAV500FM16		M16	8.4	41.9	55.6	102.6						
YAV500FM20		M20	8.4	41.9	55.6	113.7						
YAV630FM12	630	M12	9.9	50.8	68.3	110.2	—			† P46RT (3)	31	55
YAV630FM16		M16	9.9	50.8	68.3	116.6						
YAV630FM20		M20	9.9	50.8	68.3	127.8						

* Use equivalent AWG setting on tool for installation

** PUADP-1 Adaptor is required to use "U" Dies in Y46 and PAT46 series tools

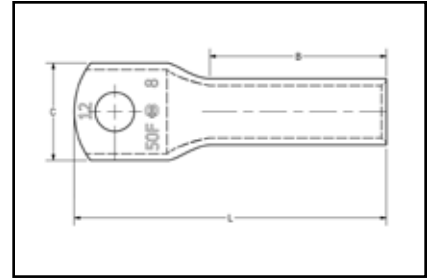
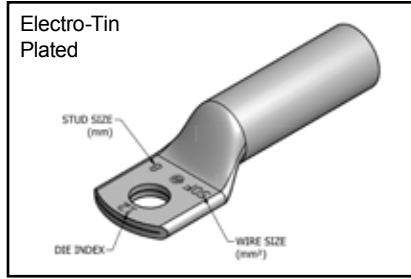
† P-RT Die sets for use in Y46 only, PUADP-1 Adaptor not required

Blue highlighted items are industry standard and most frequently ordered.

**ONE HOLE HYLUG™
FLEX CONDUCTOR
LONG BARREL**

TYPE YALB-FM

Made from electrolytic copper tube and is electro tin plate. Wire range is from 50 mm² to 630 mm² for class 5. Compatible to IEC61238-1.



C-101

Catalog Number	Wire Range (MM ²)	Stud Size	Dimensions (mm)				Installation Tooling					Wire Strip Length
			Tongue Thickness	(B)	(C)	(L)	Dieless*	Mechanical	Mechanical	Hydraulic	Die Index	
								MD6, OUR840, MD7-34R	BCT500HS, Y500CTHS	Y35, Y39, Y750, PAT750, Y46**, PAT46**		
YALB50FM6	50	M6	3.0	38.1	21.1	65.5	MY29-11 (2) MRC840 (4) Y644HSXT (1) PAT644XT18V (1) Y81KFT (2) PAT81KFT-18V (2)	W25VT (4) W25RT (4) X25RT (4)	W25VT (4) W25RT (4) X25RT (4)	U25RT (2)	12	40
YALB50FM8		M8	3.0	38.1	21.1	67.3						
YALB50FM10		M10	3.0	38.1	21.1	70.4						
YALB50FM12		M12	3.0	38.1	21.1	76.7						
YALB50FM14		M14	3.0	38.1	21.1	77.7						
YALB50FM16		M16	3.0	38.1	21.1	86.4						
YALB70FM6	70	M6	3.3	38.1	23.6	66.3	MY29-11 (2) MRC840 (4) Y644HSXT (1) PAT644XT18V (1) Y81KFT (2) PAT81KFT-18V (2)	W26VT (4) W26RT (4) X26RT (4)	W26VT (4) W26RT (4) X26RT (4)	U26RT (2)	13	40
YALB70FM8		M8	3.3	38.1	23.6	68.5						
YALB70FM10		M10	3.3	38.1	23.6	71.7						
YALB70FM12		M12	3.3	38.1	23.6	78.0						
YALB70FM14		M14	3.3	38.1	23.6	79.0						
YALB70FM16		M16	3.3	38.1	23.6	84.3						
YALB95FM8	95	M8	3.6	38.1	26.2	68.8	MY29-11 (2) MRC840 (4) Y644HSXT (1) PAT644XT18V (1) Y81KFT (2) PAT81KFT-18V (2)	W27VT (4) W27RT (4) X27RT (6)	W27VT (4) W27RT (4) X27RT (6)	U27RT (2)	14	43
YALB95FM10		M10	3.6	38.1	26.2	72.1						
YALB95FM12		M12	3.6	38.1	26.2	78.5						
YALB95FM14		M14	3.6	38.1	26.2	79.5						
YALB95FM16		M16	3.6	38.1	26.2	84.8						
YALB95FM20		M20	3.6	38.1	26.2	96.0						
YALB120FM8	120	M8	3.8	41.1	29.0	73.9	MY29-11 (2) MRC840 (4) Y644HSXT (1) PAT644XT18V (1) Y81KFT (2) PAT81KFT-18V (2)	W28VT (4) W28RT (4) X28RT (6)	W28VT (4) W28RT (4) X28RT (6)	U28RT (2)	15	43
YALB120FM10		M10	3.8	41.1	29.0	79.5						
YALB120FM12		M12	3.8	41.1	29.0	83.6						
YALB120FM14		M14	3.8	41.1	29.0	84.6						
YALB120FM16		M16	3.8	41.1	29.0	89.9						
YALB120FM20		M20	3.8	41.1	29.0	101.1						
YALB150FM8	150	M8	4.3	50.8	32.8	85.1	Y644HSXT (1) PAT644XT18V (1) Y81KFT (3) PAT81KFT-18V (3)	W30VT (4)	W30VT (4) W30RT (4)	U30RT (4)	17	52
YALB150FM10		M10	4.3	50.8	32.8	88.4						
YALB150FM12		M12	4.3	50.8	32.8	94.7						
YALB150FM14		M14	4.3	50.8	32.8	95.3						
YALB150FM16		M16	4.3	50.8	32.8	101.1						
YALB150FM20		M20	4.3	50.8	32.8	112.3						

* Use equivalent AWG setting on tool for installation.

** PUADP-1 Adaptor is required to use "U" Dies in Y46 and PAT46 series tools.

† P-RT Die sets for use in Y46 only, PUADP-1 Adaptor not required.

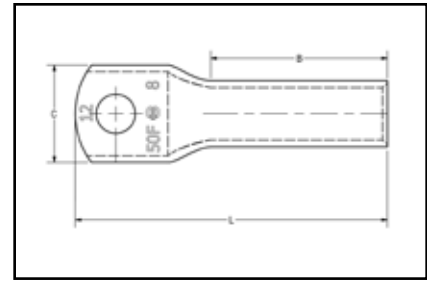
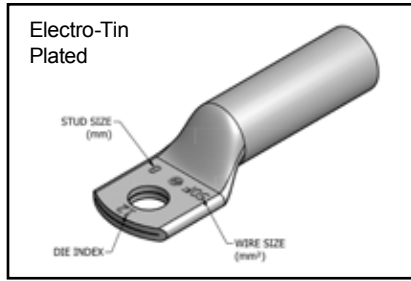
Blue highlighted items are industry standard and most frequently ordered.

Compression Connections

BURNDY®

Metric Lugs — Copper Compression — Flex — Long Barrel

ONE HOLE HYLUG™ FLEX CONDUCTOR LONG BARREL



C-102

TYPE YALB-FM

(Continued)

Catalog Number	Wire Range (MM²)	Stud Size	Dimensions (mm)				Installation Tooling					
			Tongue Thickness	(B)	(C)	(L)	Dieless*	Mechanical	Mechanical	Hydraulic	Die Index	Wire Strip Length
								MD6, OUR840, MD7-34R	BCT500HS, Y500CTHS	Y35, Y39, Y750, PAT750, Y46**, PAT46**		
YALB185FM8	185	M8	4.8	53.8	35.6	88.6	Y644HSXT (1) PAT644XT18V (1) Y81KFT (3) PAT81KFT-18V (3)	W31VT (4)	W31VT (4) W31RT (4)	U31RT (4)	18	52
YALB185FM10		M10	4.8	53.8	35.6	91.7						
YALB185FM12		M12	4.8	53.8	35.6	98.0						
YALB185FM14		M14	4.8	53.8	35.6	99.1						
YALB185FM16		M16	4.8	53.8	35.6	104.4						
YALB185FM20		M20	4.8	53.8	35.6	115.6						
YALB240FM10	240	M10	5.6	57.2	39.4	98.0	Y644HSXT (1) PAT644XT18V (1) Y81KFT (4) PAT81KFT-18V (4)	W34VT (4)	W34VT (4) W34RT (4)	U34RT (4)	20	59
YALB240FM12		M12	5.6	57.2	39.4	105.2						
YALB240FM14		M14	5.6	57.2	39.4	106.2						
YALB240FM16		M16	5.6	57.2	39.4	111.5						
YALB240FM20		M20	5.6	57.2	39.4	122.4						
YALB300FM10	300	M10	6.9	71.4	46.7	114.8	Y644HSXT (1) PAT644XT18V (1) Y81KFT (4) PAT81KFT-18V (4)			U36RT (4)	22	73
YALB300FM12		M12	6.9	71.4	46.7	121.2						
YALB300FM14		M14	6.9	71.4	46.7	122.2						
YALB300FM16		M16	6.9	71.4	46.7	127.5						
YALB300FM20		M20	6.9	71.4	46.7	138.7						
YALB400FM12	400	M12	7.6	74.7	50.3	127.0	Y644HSXT (1) PAT644XT18V (1) Y81KFT (4) PAT81KFT-18V (4)	—	—	U39RT (4)	24	76
YALB400FM14		M14	7.6	74.7	50.3	128.0						
YALB400FM16		M16	7.6	74.7	50.3	133.4						
YALB400FM20		M20	7.6	74.7	50.3	144.5						
YALB500FM12	500	M12	8.1	76.2	55.6	132.1	Y644HSXT (1) PAT644XT18V (1) Y81KFT (4) PAT81KFT-18V (4)			U44XRT (4)	L115	78
YALB500FM16		M16	8.1	76.2	55.6	138.4						
YALB500FM20		M20	8.1	76.2	55.6	149.4						
YALB630FM12	630	M12	9.9	81.0	68.3	140.5	—			† P46RT (6)	31	83
YALB630FM16		M16	9.9	81.0	68.3	146.8						
YALB630FM20		M20	9.9	81.0	68.3	158.0						

* Use equivalent AWG setting on tool for installation.

** PUADP-1 Adaptor is required to use "U" Dies in Y46 and PAT46 series tools.

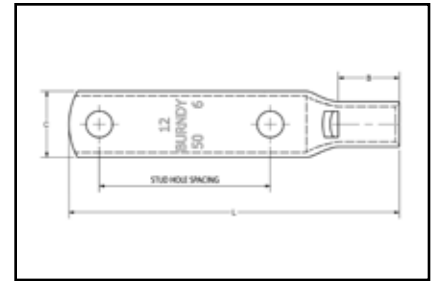
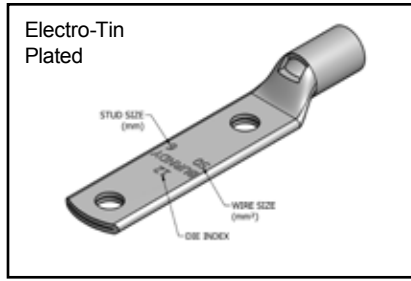
† P-RT Die sets for use in Y46 only, PUADP-1 Adaptor not required.

Blue highlighted items are industry standard and most frequently ordered.

**TWO HOLE HYLUG™
FLEX CONDUCTOR
STANDARD BARREL**

TYPE YAV-F2M

Made from electrolytic copper tube and is electro tin plate. Wire range is from 50 mm² to 630 mm² for class 5. Compatible to IEC61238-1.



C-103

Catalog Number	Wire Range (MM ²)	Stud Size	Stud Hole Spacing	Dimensions (mm)				Installation Tooling					Wire Strip Length (mm)
				Tongue Thickness	(B)	(C)	(L)	Dieless*	Mechanical		Hydraulic	Die Index	
									MD6, OUR840, MD7-34R	PAT600, Y500CTHS	Y35, Y39, Y750, PAT750, Y46**, PAT46**		
YAV50F2M6	50	M6	44.5	3.0	17.5	21.1	89.2	MY29-11 (1) MRC840 (2) Y644HSXT (1) PAT644XT18V (1) Y81KFT (1) PAT81KFT-18V (1)	W25VT (2) W25RT (2) X25RT (2)	W25VT (2) W25RT (2) X25RT (2)	U25RT (1)	12	19
YAV50F2M8		M8	44.5	3.0	17.5	21.1	90.7						
YAV50F2M10		M10	44.5	3.0	17.5	21.1	94.0						
YAV50F2M12		M12	44.5	3.0	17.5	21.1	100.3						
YAV50F2M14		M14	44.5	3.0	17.5	22.4	101.3						
YAV50F2M16		M16	44.5	3.0	17.5	22.4	106.7						
YAV70F2M6	70	M6	44.5	3.3	20.6	23.6	93.2	PAT644XT18V (1) Y81KFT (1) PAT81KFT-18V (1)	W26RT (2) W26VT (2) X26RT (2)	W26RT (2) W26VT (2) X26RT (2)	U26RT (1)	13	22
YAV70F2M8		M8	44.5	3.3	20.6	23.6	95.0						
YAV70F2M10		M10	44.5	3.3	20.6	23.6	98.3						
YAV70F2M12		M12	44.5	3.3	20.6	23.6	104.6						
YAV70F2M14		M14	44.5	3.3	20.6	23.6	105.7						
YAV70F2M16		M16	44.5	3.3	20.6	23.6	111.0						
YAV95F2M8	95	M8	44.5	3.6	25.4	26.2	100.8	MY29-11 (1) MRC840 (2) Y644HSXT (1) PAT644XT18V (1) Y81KFT (2) PAT81KFT-18V (2)	W27VT (2) W27RT (2) X27RT (3)	W27VT (2) W27RT (2) X27RT (3)	U27RT (1)	14	27
YAV95F2M10		M10	44.5	3.6	25.4	26.2	104.1						
YAV95F2M12		M12	44.5	3.6	25.4	26.2	110.5						
YAV95F2M14		M14	44.5	3.6	25.4	26.2	111.5						
YAV95F2M16		M16	44.5	3.6	25.4	26.2	116.8						
YAV95F2M20		M20	44.5	3.6	25.4	26.2	128.0						
YAV120F2M8	120	M8	44.5	3.8	26.2	29.0	102.9	PAT644XT18V (1) Y81KFT (2) PAT81KFT-18V (2)	W28VT (2) W28RT (2) X28RT (3)	W28VT (2) W28RT (2) X28RT (3)	U28RT (1)	15	27
YAV120F2M10		M10	44.5	3.8	26.2	29.0	106.2						
YAV120F2M12		M12	44.5	3.8	26.2	29.0	112.5						
YAV120F2M14		M14	44.5	3.8	26.2	29.0	113.5						
YAV120F2M16		M16	44.5	3.8	26.2	29.0	118.9						
YAV120F2M20		M20	44.5	3.8	26.2	29.0	130.0						
YAV150F2M8	150	M8	44.5	4.6	26.9	32.8	104.9	Y644HSXT (1) PAT644XT18V (1) Y81KFT (2) PAT81KFT-18V (2)	W30VT (2)	W30VT (2) W30RT (2)	U30RT (2)	17	29
YAV150F2M10		M10	44.5	4.6	26.9	32.8	108.2						
YAV150F2M12		M12	44.5	4.6	26.9	32.8	114.6						
YAV150F2M14		M14	44.5	4.6	26.9	32.8	115.6						
YAV150F2M16		M16	44.5	4.6	26.9	32.8	120.9						
YAV150F2M20		M20	44.5	4.6	26.9	32.8	132.1						
YAV185F2M8	185	M8	44.5	4.8	30.2	35.6	109.5	Y644HSXT (1) PAT644XT18V (1) Y81KFT (2) PAT81KFT-18V (2)	W31VT (2)	W31VT (2) W31RT (2)	U31RT (2)	18	29
YAV185F2M10		M10	44.5	4.8	30.2	35.6	112.8						
YAV185F2M12		M12	44.5	4.8	30.2	35.6	119.1						
YAV185F2M14		M14	44.5	4.8	30.2	35.6	120.1						
YAV185F2M16		M16	44.5	4.8	30.2	35.6	125.5						
YAV185F2M20		M20	44.5	4.8	30.2	35.6	136.7						

* Use equivalent AWG setting on tool for installation.

** PUADP-1 Adaptor is required to use "U" Dies in Y46 and PAT46 series tools.

† P-RT Die sets for use in Y46 only, PUADP-1 Adaptor not required.

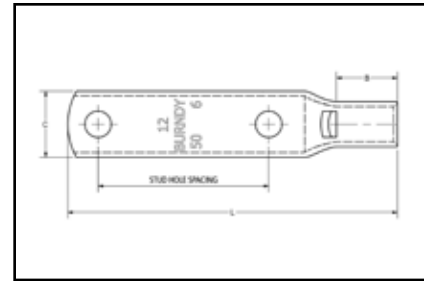
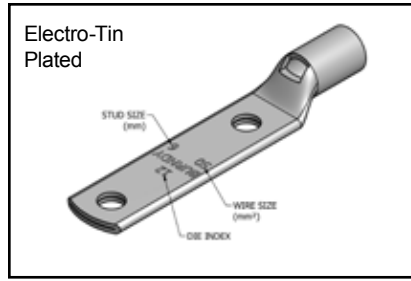
Blue highlighted items are industry standard and most frequently ordered.

Compression Connections

BURNDY®

Metric Lugs — Copper Compression — Flex — Standard Barrel

TWO HOLE HYLUG™ FLEX CONDUCTOR STANDARD BARREL



C-104

TYPE YAV-F2M (Continued)

Catalog Number	Wire Range (MM²)	Stud Size	Stud Hole Spacing	Dimensions (mm)			Installation Tooling				Wire Strip Length (mm)		
				Tongue Thickness	(B)	(C)	(L)	Mechanical		Hydraulic Y35, Y39, Y750, PAT750, Y46**, PAT46**		Die Index	
								MD6, OUR840, MD7-34R	PAT600, Y500CTHS				
YAV240F2M10	240	M10	44.5	5.8	32.3	39.4	117.6	Y644HSXT (1) PAT644XT18V (1) Y81KFT (2) PAT81KFT-18V (2)	W34VT (2)	W34VT (2) W34RT (2)	U34RT (2)	20	33
YAV240F2M12		M12	44.5	5.8	32.3	39.4	123.9						
YAV240F2M14		M14	44.5	5.8	32.3	39.4	124.9						
YAV240F2M16		M16	44.5	5.8	32.3	39.4	130.3						
YAV240F2M20		M20	44.5	5.8	32.3	39.4	141.3						
YAV300F2M10	300	M10	44.5	6.9	36.8	46.7	124.9	Y644HSXT (1) PAT644XT18V (1) Y81KFT (2) PAT81KFT-18V (2)	—	—	U36RT (2)	22	38
YAV300F2M12		M12	44.5	6.9	36.8	46.7	131.3						
YAV300F2M14		M14	44.5	6.9	36.8	46.7	132.2						
YAV300F2M16		M16	44.5	6.9	36.8	46.7	137.7						
YAV300F2M20		M20	44.5	6.9	36.8	46.7	148.7						
YAV400F2M12	400	M12	44.5	7.6	36.1	50.3	131.8	Y644HSXT (1) PAT644XT18V (1) Y81KFT (3) PAT81KFT-18V (3)	—	—	U39RT (3)	24	37
YAV400F2M14		M14	44.5	7.6	36.1	50.3	132.8						
YAV400F2M16		M16	44.5	7.6	36.1	50.3	138.2						
YAV400F2M20		M20	44.5	7.6	36.1	50.3	149.2						
YAV500F2M12	500	M12	44.5	8.4	41.9	55.6	140.9	Y644HSXT (1) PAT644XT18V (1) Y81KFT (3) PAT81KFT-18V (3)	—	—	U44XRT (3)	L115	43
YAV500F2M16		M16	44.5	8.4	41.9	55.6	147.3						
YAV500F2M20		M20	44.5	8.4	41.9	55.6	158.4						
YAV630F2M12	630	M12	44.5	9.9	50.8	68.3	154.9	—	—	—	† P46RT (3)	31	55
YAV630F2M16		M16	44.5	9.9	50.8	68.3	161.3						
YAV630F2M20		M20	44.5	9.9	50.8	68.3	172.4						

* Use equivalent AWG setting on tool for installation.

** PUADP-1 Adaptor is required to use "U" Dies in Y46 and PAT46 series tools.

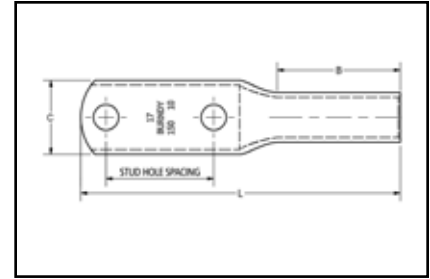
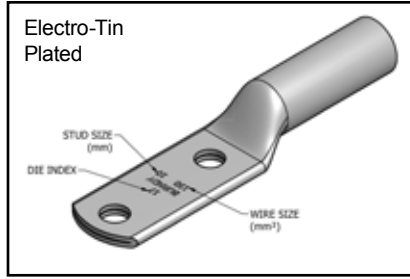
† P-RT Die sets for use in Y46 only, PUADP-1 Adaptor not required.

Blue highlighted items are industry standard and most frequently ordered.

**TWO HOLE HYLUG™
FLEX CONDUCTOR
LONG BARREL**

TYPE YALB-F2M

Made from electrolytic copper tube and is electro tin plate. Wire range is from 50 mm² to 630 mm² for class 5. Compatible to IEC61238-1.



C-105

Catalog Number	Wire Range (MM²)	Stud Size	Stud Hole Spacing	Dimensions (mm)				Installation Tooling					Wire Strip Length (mm)
				Tongue Width	(B)	(C)	(L)	Dieless*	Mechanical		Hydraulic	Die Index	
									MD6, OUR840, MD7-34R	PAT600, Y500CTHS			
YALB50F2M6	50	M6	44.5	3.0	38.1	21.1	110.2	MY29-11 (2) MRC840 (4) Y644HSXT (1) PAT644XT18V (1) Y81KFT (2) PAT81KFT-18V (2)	W25VT (4) W25RT (4) X25RT (4)	W25VT (4) W25RT (4) X25RT (4)	U25RT (2)	12	40
YALB50F2M8		M8	44.5	3.0	38.1	21.1	112.0						
YALB50F2M10		M10	44.5	3.0	38.1	21.1	115.1						
YALB50F2M12		M12	44.5	3.0	38.1	21.1	121.4						
YALB50F2M14		M14	44.5	3.0	38.1	21.1	122.4						
YALB50F2M16		M16	44.5	3.0	38.1	21.1	131.1						
YALB70F2M6	70	M6	44.5	3.3	38.1	23.6	111.0	MY29-11 (2) MRC840 (4) Y644HSXT (1) PAT644XT18V (1) Y81KFT (2) PAT81KFT-18V (2)	W26VT (4) W26RT (4) X26RT (4)	W26VT (4) W26RT (4) X26RT (4)	U26RT (2)	13	43
YALB70F2M8		M8	44.5	3.3	38.1	23.6	113.3						
YALB70F2M10		M10	44.5	3.3	38.1	23.6	116.3						
YALB70F2M12		M12	44.5	3.3	38.1	23.6	122.7						
YALB70F2M14		M14	44.5	3.3	38.1	23.6	123.7						
YALB70F2M16		M16	44.5	3.3	38.1	23.6	129.0						
YALB95F2M8	95	M8	44.5	3.6	38.1	26.2	114.3	MY29-11 (2) MRC840 (4) Y644HSXT (1) PAT644XT18V (1) Y81KFT (2) PAT81KFT-18V (2)	W27VT (4) W27RT (4) X27RT (6)	W27VT (4) W27RT (4) X27RT (6)	U27RT (2)	14	43
YALB95F2M10		M10	44.5	3.6	38.1	26.2	117.6						
YALB95F2M12		M12	44.5	3.6	38.1	26.2	124.0						
YALB95F2M14		M14	44.5	3.6	38.1	26.2	125.0						
YALB95F2M16		M16	44.5	3.6	38.1	26.2	130.3						
YALB95F2M20		M20	44.5	3.6	38.1	26.2	141.2						
YALB120F2M8	120	M8	44.5	3.8	41.1	29.0	118.6	Y644HSXT (1) PAT644XT18V (1) Y81KFT (3) PAT81KFT-18V (3)	W28VT (4) W28RT (4) X28RT (6)	W28VT (4) W28RT (4) X28RT (6)	U28RT (2)	15	52
YALB120F2M10		M10	44.5	3.8	41.1	29.0	124.2						
YALB120F2M12		M12	44.5	3.8	41.1	29.0	128.3						
YALB120F2M14		M14	44.5	3.8	41.1	29.0	129.3						
YALB120F2M16		M16	44.5	3.8	41.1	29.0	134.6						
YALB120F2M20		M20	44.5	4.3	41.1	30.5	145.8						
YALB150F2M8	150	M8	44.5	4.3	50.8	32.8	129.8	Y644HSXT (1) PAT644XT18V (1) Y81KFT (3) PAT81KFT-18V (3)	W30VT (4)	W30VT (4) W30RT (4)	U30RT (4)	17	52
YALB150F2M10		M10	44.5	4.3	50.8	32.8	133.1						
YALB150F2M12		M12	44.5	4.3	50.8	32.8	139.4						
YALB150F2M14		M14	44.5	4.3	50.8	32.8	140.0						
YALB150F2M16		M16	44.5	4.3	50.8	32.8	145.8						
YALB150F2M20		M20	44.5	4.3	50.8	32.8	157.0						

* Use equivalent AWG setting on tool for installation.

** PUADP-1 Adaptor is required to use "U" Dies in Y46 and PAT46 series tools.

† P-RT Die sets for use in Y46 only, PUADP-1 Adaptor not required.

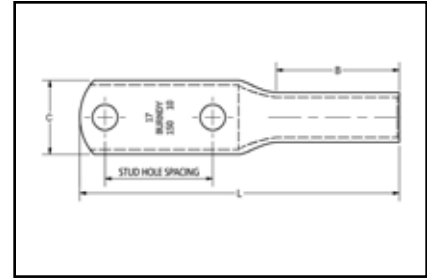
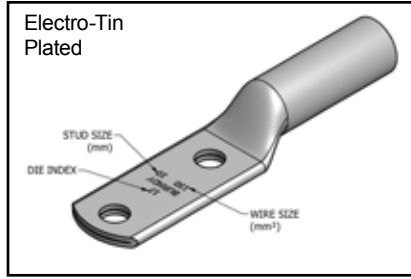
Blue highlighted items are industry standard and most frequently ordered.

Compression Connections

BURNDY®

Metric Lugs — Copper Compression — Flex — Long Barrel

TWO HOLE HYLUG™ FLEX CONDUCTOR LONG BARREL



C-106

TYPE YALB-F2M

(Continued)

Catalog Number	Wire Range (MM²)	Stud Size	Stud Hole Spacing	Dimensions (mm)				Installation Tooling					
				Tongue Thickness	(B)	(C)	(L)	Dieless*	Mechanical		Hydraulic Y35, Y39, Y750, PAT750, Y46**, PAT46**	Die Index	Wire Strip Length (mm)
									MD6, OUR840, MD7-34R	PAT600, Y500CTHS			
YALB185F2M8	185	M8	44.5	4.8	53.8	35.6	134.1	Y644HSXT (1)	W31VT (4)	W31VT (4) W31RT (4)	U31RT (4)	18	52
YALB185F2M10		M10	44.5	4.8	53.8	35.6	137.4	PAT644XT18V (1)					
YALB185F2M12		M12	44.5	4.8	53.8	35.6	143.8	Y81KFT (3)					
YALB185F2M14		M14	44.5	4.8	53.8	35.6	144.8	PAT81KFT-18V (3)					
YALB185F2M16		M16	44.5	4.8	53.8	35.6	150.1						
YALB185F2M20		M20	44.5	4.8	53.8	35.6	161.3						
YALB240F2M10	240	M10	44.5	5.6	57.2	39.4	142.7	Y644HSXT (1) PAT644XT18V (1) Y81KFT (4) PAT81KFT-18V (4)	W34VT (4)	W34VT (4) W34RT (4)	U34RT (4)	20	59
YALB240F2M12		M12	44.5	5.6	57.2	39.4	149.9						
YALB240F2M14		M14	44.5	5.6	57.2	39.4	150.9						
YALB240F2M16		M16	44.5	5.6	57.2	39.4	156.2						
YALB240F2M20		M20	44.5	5.6	57.2	39.4	167.1						
YALB300F2M10	300	M10	44.5	6.9	71.4	46.7	160.8	Y644HSXT (1) PAT644XT18V (1) Y81KFT (4) PAT81KFT-18V (4)	—	—	U36RT (4)	22	73
YALB300F2M12		M12	44.5	6.9	71.4	46.7	167.1						
YALB300F2M14		M14	44.5	6.9	71.4	46.7	168.1						
YALB300F2M16		M16	44.5	6.9	71.4	46.7	173.5						
YALB300F2M20		M20	44.5	6.9	71.4	46.7	184.7						
YALB400F2M12	400	M12	44.5	7.6	74.7	50.3	171.7	—	—	U39RT (4)	24	76	
YALB400F2M14		M14	44.5	7.6	74.7	50.3	172.7						
YALB400F2M16		M16	44.5	7.6	74.7	50.3	178.1						
YALB400F2M20		M20	44.5	7.6	74.7	50.3	189.2						
YALB500F2M12	500	M12	44.5	8.1	76.2	55.6	176.8	—	—	U44XRT (4)	L115	78	
YALB500F2M16		M16	44.5	8.1	76.2	55.6	183.1						
YALB500F2M20		M20	44.5	8.1	76.2	55.6	194.1						
YALB630F2M12	630	M12	44.5	9.9	81.0	68.3	186.9	—	—	† P46RT (6)	31	83	
YALB630F2M16		M16	44.5	9.9	81.0	68.3	193.3						
YALB630F2M20		M20	44.5	9.9	81.0	68.3	204.5						

* Use equivalent AWG setting on tool for installation.

** PUADP-1 Adaptor is required to use "U" Dies in Y46 and PAT46 series tools.

† P-RT Die sets for use in Y46 only, PUADP-1 Adaptor not required.

Blue highlighted items are industry standard and most frequently ordered.

US: 1-800-346-4175

www.burndy.com

Canada: 1-800-387-6487

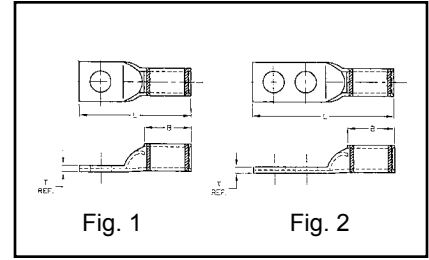

**E-LINE HYLUG™
EQUIPMENT LINE**

TYPE YA-E

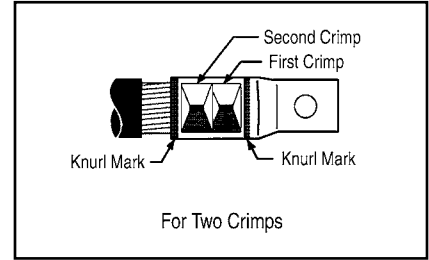
**COPPER AND ALUMINUM
COMPRESSION TERMINAL**

UL Listed 90° C,
600 Volts to 35 kV ♦

YA-E Equipment terminals are designed to provide replacements for original equipment mechanical or other compression terminals. These narrow tongue terminals are specially designed to fit in tight areas. Whether you're upgrading or replacing, YA-E connectors



will provide for any of your cable termination needs. When installed with our dieless tool, these terminals can accommodate a range of conductor sizes.



C-107

COPPER E-LINE HYLUG™ COMPRESSION TERMINALS

Catalog Number	Fig. No.	Conductor Accommodations		Stud Hole Size	Stud Hole Spacing	Tongue Width (max)	Dimensions			Dieless (number of crimps)	† Installation Tooling				
		Copper Only					B	T	L		Mechanical MD6, MD7 (number of crimps)	Hydraulic Y35, Y750, Y46*, PAT750 (number of crimps)	Color Code	Die Index	Wire Strip Length
		Conventional Wire Size	Expanded Wire Range using Y644HSXT												
YA25LN50T14E	1			1/4"	—	0.50"	0.88"	0.12"	1.84"	Y644HSXT (1)	W25VT (2)	U25RT (1)	Pink	12 or 348	15/16"
YA25LN64T516E	1	1/0 AWG	#6 - 1/0 AWG	5/16"	—	0.64"	0.88"	0.12"	1.96"	PAT644XT-18VHS (1) Y81KFT (1)	W25RT (2)	U2CABT (1)			
YA26LN50T14E	1	2/0 AWG	#4 - 2/0 AWG	1/4"	—	0.50"	0.94"	0.12"	1.94"	Y81KFTMBH (1) PAT81KFT-18V (1)	W26VT (2) W26RT (2)	U26RT (1)	Black	13	1"
YA30L24N100T38E	1	300 kcmil	2/0 AWG - 300 kcmil	3/8"	—	1.00"	1.03"	0.16"	2.44"	Y644HSXT (1)	W30RT (2)	U30RT (2) U28ART (2)	White	17 or 298	1-1/16"
YA34L6N131T12E	1			1/2"	—	1.31"	1.27"	0.23"	3.31"	PAT644XT-18VHS (1)					
YA342LNN119T12E	2	500 kcmil	4/0 AWG - 500 kcmil	1/2"	1.75"	1.19"	1.27"	0.22"	5.06"	Y81KFT (2)	—	U34RT (2)	Brown	20 or 299	1-5/16"
YA342LNN131T12E				1/2"	1.75"	1.31"	1.27"	0.22"	5.06"	Y81KFTMBH (2)					
YA39L6N131T12E	1	750 kcmil	500 - 750 kcmil	1/2"	—	1.31"	1.42"	0.27"	3.61"	PAT81KFT-18V (2)					
YA392LNN131T12E	2			1/2"	1.745"	1.31"	1.42"	0.27"	5.37"		—	U39RT (2)	Black	24	1-1/2"

ALUMINUM E-LINE HYLUG™ COMPRESSION TERMINALS

Catalog Number	Fig. No.	Conductor Accommodations		Stud Hole Size	Stud Hole Spacing	Tongue Width (max)	Dimensions			Dieless (number of crimps)	† Installation Tooling			
		Aluminum	Copper or Aluminum				B	T	L		Hydraulic Y35, Y750, Y46*, PAT750 (number of crimps)	Color Code	Die Index	Wire Strip Length
		Conventional Wire Size	Expanded Wire Range using Y644HSXT											
YA8CA3S56T14E	1	#8 AWG	#8 AWG	1/4"	—	0.56"	0.62"	0.09"	1.65"	Y644HSXT (1)	U8CABT (1)	Blue	374	11/16"
YA2CA5S53T14E	1	#2 AWG	#6 - #2 AWG	1/4"	—	0.53"	1.00"	0.22"	2.25"	PAT644XT-18VHS (1) Y81KFT (1)	U2CABT (1)	Pink	348	1-3/16"
YA2CA1S91T516E				5/16"	—	0.91"	1.12"	0.16"	2.50"					
YA25A1S60T516E	1	1/0 AWG	#1 - 1/0 AWG	5/16"	—	0.63"	1.00"	0.21"	2.29"	Y81KFTMBH (1) PAT81KFT-18V (1)	U25ART (1)	Tan	296	1-1/8"
YA25A3N69T38E				3/8"	—	0.69"	1.05"	0.21"	2.38"					
YA26A13N100T516E				5/16"	—	1.00"	1.11"	0.24"	2.45"					
YA26A6N100T38E	1	2/0 AWG	#1 - 2/0 AWG	3/8"	—	1.00"	1.11"	0.24"	2.53"	Y644HSXT (1) PAT644XT-18VHS (1)	U26ART (2)	Olive	297	1-3/16"
YA27A10S76T516E				5/16"	—	0.76"	1.11"	0.26"	2.58"					
YA28A1N100T38E	1	4/0 AWG	1/0 - 4/0 AWG	5/16"	—	1.00"	1.39"	0.30"	2.94"	Y81KFT (2) Y81KFTMBH (2)	U27ART (2)	Ruby	467	1-3/16"
YA28A14N100T516E				3/8"	—	1.00"	1.39"	0.30"	2.85"					
YA30A9N100T516E	1	300 kcmil	2/0 AWG - 300 kcmil	5/16"	—	1.00"	1.53"	0.36"	3.12"	PAT81KFT-18V (2)	U30ART (2)	Blue	470	1-5/8"

† A variety of BURNDY® installation tools are available and not all tools are listed. If you require additional tooling information, please feel free to call our customer service department for other recommendations.

* Use PUADP-1 adapter with U dies in Y46 HYPRESS™, P-RT die sets for use in Y46 HYPRESS™ only. PUADP-1 adapter not required.

** 900 Compact Aluminum Cable not UL Listed. Tested with Y644HSXT and PAT644XT-18V dieless tools only. Note: All dimensions shown are for reference only. Overlap crimps when using U Dies.

Blue highlighted items are industry standard and most frequently ordered.

Compression Connections

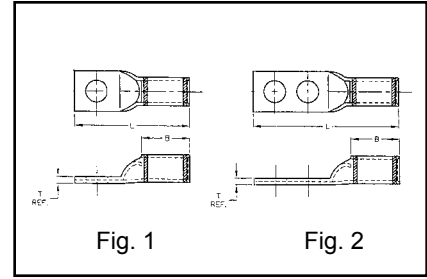

BURNDY®

Copper and Aluminum Compression — Narrow Tongue — One and Two Hole

E-LINE HYLUG™ EQUIPMENT LINE

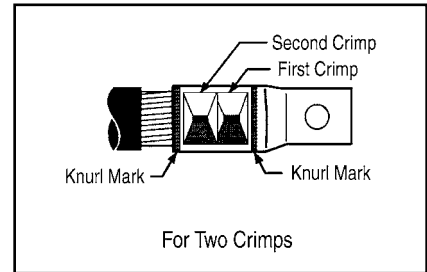
TYPE YA-E

COPPER AND ALUMINUM
COMPRESSION TERMINAL



C-108

UL Listed 90° C,
600 Volts to 35 kV ♦



ALUMINUM E-LINE HYLUG™ COMPRESSION TERMINALS

Catalog Number	Fig. No.	Conductor Accommodations		Stud Hole Size	Stud Hole Spacing	Tongue Width (max)	Dimensions			† Installation Tooling				
		Aluminum	Copper or Aluminum				B	T	L	Dieless (number of crimps)	Hydraulic Y35, Y750, Y46*, PAT750 (number of crimps)	Color Code	Die Index	Wire Strip Length
		Conventional Wire Size	Expanded Wire Range using Y644HSXT											
YA30A6N100T38E	1	300 kcmil	2/0 AWG - 300 kcmil	3/8"	—	1.00"	1.53"	0.36"	3.20"	Y644HSXT (1) PAT644XT-18VHS (1)	U30ART (2)	Blue	470	1-5/8"
YA30A1N131T12E				1/2"	—	1.31"	1.53"	0.35"	3.57"					
YA31A11N100T516E	1	350 kcmil	3/0 AWG - 350 kcmil	5/16"	—	1.00"	1.85"	0.39"	3.51"	Y81KFT (2) Y81KFTMBH (2) PAT81KFT-18V (2)	U31ART (2)	Brown	299	1-7/8"
YA31A9N100T38E				3/8"	—	1.00"	1.85"	0.39"	3.59"					
YA32A8N106T516E	1	400 kcmil	4/0 AWG - 400 kcmil	5/16"	—	1.06"	2.26"	0.43"	3.92"		U32ART (4)	Green	472	2-5/16"
YA34A8N131T38E	1	500 kcmil	4/0 AWG - 500 kcmil	3/8"	—	1.31"	1.64"	0.35"	3.88"	Y644HSXT (2) PAT644XT-18VHS (2)	U34ART (4)	Pink	300	1-11/16"
YA34A7N131T12E				1/2"	—	1.31"	1.64"	0.35"	3.88"					
YA34A3N131T12E	2			1/2"	1.75	1.31"	1.64"	0.39"	5.71"					
YA36A9N131TD12E	1	600 kcmil	250 - 600 kcmil	1/2"	—	1.31"	1.64"	0.39"	3.98"	Y81KFT (2) Y81KFTMBH (2) PAT81KFT-18V (2)	U34ART (4)	Pink	300	1-11/16"
YA36A3N131TD38E				3/8"	—	1.31"	1.64"	0.39"	5.32"					
YA36A3N131TD12E	2			1/2"	1.75	1.31"	1.64"	0.39"	5.71"					
YA39A1N131TD12E	1	750 kcmil	500 - 900 kcmil Aluminum 500 kcmil Copper Only	1/2"	—	1.31"	1.86"	0.31"	4.28"					1-15/16"
YA39A5N131TD12E				2	1/2"	1.75	1.31"	1.86"	0.31"	6.09"				

† A variety of BURNDY® installation tools are available and not all tools are listed. If you require additional tooling information, please feel free to call our customer service department for other recommendations.

* Use PUADP-1 adapter with U dies in Y46 HYPRESS™, P-RT die sets for use in Y46 HYPRESS™ only. PUADP-1 adapter not required.

** 900 Compact Aluminum Cable not UL Listed. Tested with Y644HSXT and PAT644XT-18V dieless tools only. **Note:** All dimensions shown are for reference only. Overlap crimps when using U Dies.

Blue highlighted items are industry standard and most frequently ordered.

US: 1-800-346-4175

www.burndy.com

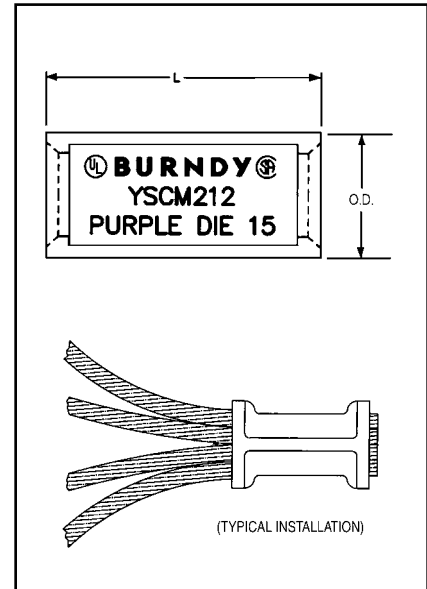
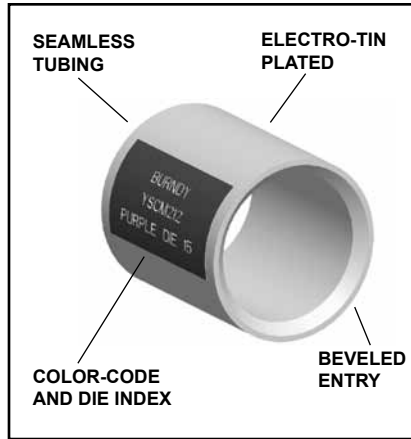
Canada: 1-800-387-6487

TYPE YSCM

HYLINK™

**Color-Coded
Uninsulated Parallel Splice**

Type YSCM HYLINK™ seamless parallel splice connectors permit stranded wires to be laid parallel inside the connector and spliced together with BURNDY® compression tools. Each YSCM connector accommodates a wide range of conductors and is color-coded to ensure proper tool and die match. YSCM connectors are cULus Listed WIRE CONNECTORS per UL 486A/B for GROUNDING and BONDING, and UL 467 and rated for Direct Burial in Earth and Concrete.



C-109

Catalog Number	Conductor Range Cable ‡		Dimensions Inches [mm]		Color Code	Die Index	Recommended Installation Tooling		Wire Strip Length †
	Circular Mils		L ±.03	O.D. ±.01			OUR840, Y500CTHS, PAT60018V Series	Y35, Y750, PAT750 Series	
	Min.	Max.							
YSCM17	13,060	16,910	0.50 [13]	0.27 [7]	Red	49	X8CRT, W8CRT	U8CRT	11/16
YSCM27	16,910	26,890	0.50 [13]	0.31 [8]	Blue	7	X5CRT, W5CRT	U5CRT	11/16
YSCM42	29,970	41,520	0.50 [13]	0.38 [10]	Gray	8	X4CRT, W4CRT	U4CRT	11/16
YSCM66	42,750	66,040	0.62 [16]	0.47 [12]	Brown	10	X2CRT, W2CRT	U2CRT	3/4
YSCM80	67,980	80,020	0.62 [16]	0.52 [13]	Green	11	X1CRT-1, W1CRT-1	U1CRT-1	3/4
YSCM104	82,870	103,630	0.69 [18]	0.57 [14]	Pink	12	X25RT, W25RT	U25RT	15/16
YSCM133	104,960	133,220	0.81 [21]	0.64 [16]	Black	13	X26RT, W26RT	U26RT	1-1/16
YSCM167	134,340	166,560	0.81 [21]	0.70 [18]	Orange	14	X27RT, W27RT	U27RT	1-1/16
YSCM212	167,380	211,820	0.88 [22]	0.78 [20]	Purple	15	X28RT, W28RT	U28RT	1-1/16
YSCM231	230,800	230,800	1.05 [27]	0.81 [21]	Yellow	16	X29RT, W29RT*	U29RT	1-1/16

Notes:

- Material: Copper per ASTM B75.
 - Finish: Tin plated. For nickel plating, add suffix "NK" to the Catalog Number.
- † Recommended strip length. Strip length dependant on size, no. of wires and insulation thickness.
- ‡ Refer to Circular Mil Table per ASTM B8 for total Class B Circular Mil calculations.
- * YSCM231 can also be installed with MY29-3 and retain Listings.

Add the circular mils of the wires you wish to splice; that sum would be used to determine the correct splice using the Min/Max columns on the table above.

The table to the right are for reference only.

Blue highlighted items are industry standard and most frequently ordered.

Circular Mil Table per ASTM B8			
Size		ASTM Strandings	
Circular Mils	AWG	Class	Cable Diameter (in)
1,022	20	B	0.036
1,624	18	B	0.045
2,583	16	B	0.057
4,107	14	B	0.072
6,530	12	B	0.091
10,380	10	B	0.116
13,090	9	B	0.130
16,510	8	B	0.146
20,820	7	B	0.164
26,250	6	B	0.184
33,100	5	B	0.206
41,740	4	AA	0.254
41,740	4	B&A	0.232
52,630	3	AA	0.285
52,630	3	B&A	0.260

Circular Mil Table per ASTM B8			
Size		ASTM Strandings	
Circular Mils	AWG	Class	Cable Diameter (in)
66,370	2	AA	0.320
66,370	2	B&A	0.292
83,690	1	AA	0.360
83,690	1	A	0.328
83,690	1	B	0.332
105,500	1/0	A&A	0.368
105,500	1/0	—	0.390
105,500	1/0	B	0.373
133,100	2/0	A&A	0.414
133,100	2/0	—	0.438
133,100	2/0	B	0.419
167,800	3/0	A&A	0.464
167,800	3/0	—	0.492
167,800	3/0	B	0.470
211,600	4/0	A&A	0.522
211,600	4/0	—	0.522
211,600	4/0	B	0.528

Compression Connections

Copper Compression — Code Splice

BURNDY®

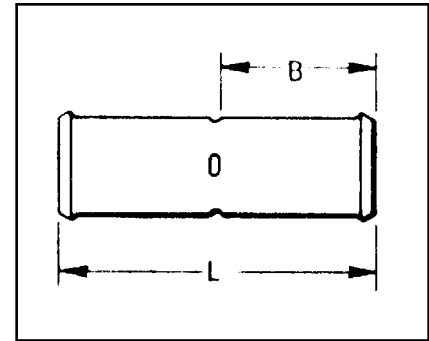
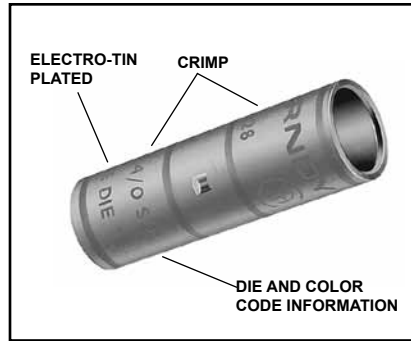
TYPE YS-L

**HYLINK™ SPLICE
STANDARD BARREL**

C-110

COPPER COMPRESSION

UL Listed 90° C,
600 Volts to 35 kV ◆



Features & Benefits

- Standard barrel length
 - ◆ Ideal for limited space applications while providing ample barrel length for proper crimp
- Four (4) center conductor stops
 - ◆ Provides a center wire stop for proper conductor insertion



Catalog Number	Conductor		Dimensions		Dieless (# of crimps)	Installation Tooling ▲					Wire Strip Length	
	AWG	*** MM²	L	B		Mechanical			Y35, ■ Y39, Y750, Y46*			▲ Die Index & Embossment
						Y1MRTC Y2MR	MD7-34R	MD6 OUR840	Die Number (# crimps)	Color Code		
YS8C-L-BOX	8 Str.	10	1.00	0.44	Y81KFT (1) Y81KFTMBH (1) PAT81KFT-18V (1)	Y1MRTC (1)	W8CVT (1)	X8CRT (1)	U8CRT (1)	Red	49	1/2"
YS6C-LBOX	6 Str.	—	1.75	0.81			W5CVT (1)	X5CRT (1)	U5CRT (1)	Blue	7 or 374	7/8"
YS5C-LBOX	5 Str.	16	1.90	0.81		Y1MRTC (2)	W4CVT (1)	X4CRT (1)	U4CRT (1)	Gray	8 or 346	7/8"
YS3C-L	3 Str./ 2 Sol.	25	2.05	0.88			—	—	U3CRT (1)	White	9	15/16"
YS2C-LBOX	2 Str.	—	2.00	0.88			W2CVT (1)	X2CRT (1)	U2CRT (1)	Brown	10	15/16"
YS1C-LBOX	1 Str.	50	2.06	0.88			W1CVT (1)	X1CRT (1)	U1CRT-1 (1)	Green	11 or 375	15/16"
YS25-LBOX	1/0 Str.	—	2.08	0.88			W25VT (2)	X25RT (2)	U25RT (1)	Pink	12 or 348	15/16"
YS26-LBOX	2/0 Str.	70	2.17	0.94			W26VT (2)	X26RT (2)	U26RT (1)	Black	13	1"
YS27-LBOX	3/0 Str.	95	2.30	1.00			W27VT (2)	X27RT (2)	U27RT (1)	Orange	14	1-1/16"
YS28-LBOX	4/0 Str.	—	2.32	1.00			W28VT (2)	X28RT (2)	U28RT (1)	Purple	15	1-1/16"
YS29-LBOX	250 kcmil	120	2.46	1.06	W29VT (2)	—	U29RT (1)	Yellow	16	1-1/8"		
YS30-L	300 kcmil	150	2.47	1.06	Y81KFT (2) Y81KFTMBH (2) PAT81KFT-18V (2)	W30VT (2)	—	U30RT (2)	White	17 or 298	1-1/8"	
YS31-L	350 kcmil	185	2.60	1.12		W31VT (2)	—	U31RT (2)	Red	18 or 324	1-3/16"	
YS32-L	400 kcmil	—	2.74	1.19		W32VT (2)	—	U32RT (2)	Blue	19 or 470	1-1/4"	
YS34-L	500 kcmil	240	3.15	1.38		W34VT (2)	—	U34RT (2)	Brown	20 or 299	1-7/16"	
YS36-L	600 kcmil	300	3.22	1.38		—	—	U36RT (2)	Green	22 or 472	1-7/16"	
YS38-L	700 kcmil	—	3.22	1.38		—	—	U38RT (2)	Pink	400	1-7/16"	
YS39-L	750 kcmil	—	3.72	1.62	Y81KFT (3) Y81KFTMBH (3) PAT81KFT-18V (3)	—	—	U39RT (2)	Black	24	1-11/16"	
YS44-L	1000 kcmil	500	4.28	1.88		—	—	P44RT (2)**	White	27	1-15/16"	

▲ See tooling section of this catalog for complete tool and die listings.

* Use PUADP-1 adapter with U dies in Y46 HYPRESS™.

** P44RT for use with Y46 HYPRESS™ only. PUADP-1 adaptor not required.

*** The MM² conductor sizes listed are the recommendations for Class 2 conductor.

■ The maximum size for the Y35 is 400 kcmil insulated code cable.

◆ For applications greater than 2000 Volts consult cable manufacturer for voltage stress relief instructions.

Note: All dimensions shown are for reference only.

Blue highlighted items are industry standard and most frequently ordered.

US: 1-800-346-4175

www.burndy.com

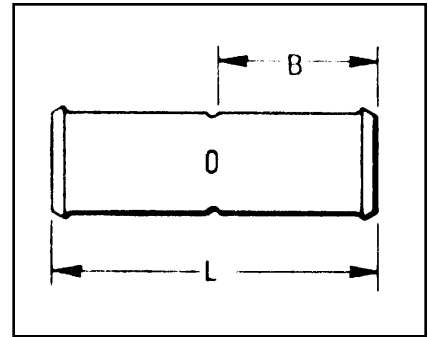
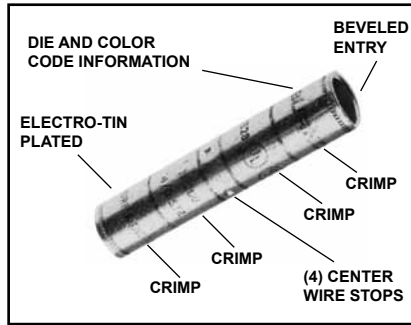
Canada: 1-800-387-6487

TYPE YS

HYLINK™ SPLICE - LONG BARREL

COPPER COMPRESSION SPLICE

UL Listed 90° C,
600 Volts to 35 kV ♦



Features & Benefits

- Long barrel length
 - ◊ Ideal for 600 volt heavy duty applications Also may be used at higher voltages up to 35kV
- Four (4) center conductor stops
 - ◊ Provides a center wire stop for proper conductor insertion
- High pull out force
 - ◊ Provides added security for much greater mechanical and electrical properties

Catalog Number	Conductor		Dimensions		Dieless (# of crimps)	Installation Tooling ▲						Wire Strip Length	
	AWG	*** MM²	L	B		Mechanical			Y35 ■, Y39, Y750, Y46*		▲ Die Index & Embossment		
						Y1MRTC	MD7-34R	MD6 OUR840	Die Number (# crimps)	Color Code			
YS8C	8 Str.	10	1.75	0.78	Y81KFT (1) Y81KFTMBH (1) PAT81KFT-18V (1)	Y1MRTC (2)	W8CVT (2)	X8CRT (2)	U8CRT (2)	Red	49	7/8"	
YS6C	6 Str.	—	2.38	1.09			W5CVT (2)	X5CRT (2)	U5CRT (2)	Blue	7 or 374	1-3/16"	
YS5C	5 Str.	16	2.55	1.09		Y1MRTC (4)	W4CVT (2)	X4CRT (2)	U4CRT (2)	Gray	8 or 346	1-3/16"	
YS4C	4 Str.	—	2.55	1.09			—	U3CRT (2)	—	White	9	1-5/16"	
YS3C	3 Str. / 2 Sol.	25	2.80	1.22	Y81KFT (2) Y81KFTMBH (2) PAT81KFT-18V (2)	Y1MRTC (4)	W2CVT (2)	W2CVT (2)	U2CRT (2)	Brown	10	1-5/8"	
YR2C2WT	2 Str. / 2 Sol.	25	3.03	1.25			W2CRT (2)	W2CRT (2)	—	—	—	—	—
YS2C	2 Str.	35	2.82	1.22		W2CVT (2)	X2CRT (2)	U2CRT (2)	Brown	10	1-5/16"		
YS1C	1 Str.	50	3.07	1.34		W1CVT (2)	X1CRT-1 (2)	U1CRT-1 (2)	Green	11 or 375	1-7/16"		
YS25	1/0 Str.	—	3.08	1.34		—	W25VT (4)	X25RT (4)	U25RT (2)	Pink	12 or 348	1-7/16"	
YS26	2/0 Str.	70	3.30	1.45			W26VT (4)	X26RT (4)	U26RT (2)	Black	13	1-9/16"	
YS27	3/0 Str.	—	3.30	1.45			W27VT (4)	X27RT (4)	U27RT (2)	Orange	14	1-9/16"	
YS28	4/0 Str.	—	3.57	1.58			W28VT (4)	X28RT (4)	U28RT (2)	Purple	15	1-11/16"	
YS29	250 kcmil	120	3.58	1.58			W29VT (4)	—	U29RT (2)	Yellow	16	1-11/16"	
YS30	300 kcmil	150	4.34	1.95			Y81KFT (3) Y81KFTMBH (3) PAT81KFT-18V (3)	W30VT (4)	—	U30RT (4)	White	17 or 298	2-1/16"
YS31	350 kcmil	185	4.35	1.95	W31VT (4)			—	U31RT (4)	Red	18 or 324	2-1/16"	
YS32	400 kcmil	—	4.62	2.08	W32VT (4)			—	U32RT (4)	Blue	19 or 470	2-3/16"	
YS34	500 kcmil	240	4.91	2.2	W34VT (4)	—		U34RT (4)	Brown	20 or 299	2-5/16"		
YS36	600 kcmil	300	5.85	2.63	Y81KFT (4) Y81KFTMBH (4) PAT81KFT-18V (4)	—	—	U36RT (4)	Green	22 or 472	2-3/4"		
YS39	750 kcmil	—	6.38	2.81				U39RT (4)	Black	24	2-15/16"		
YS44	1000 kcmil	500	6.55	2.94				—	—	P44RT (2)**	White	27	3-1/16"
YS46	1500 kcmil	—	7.01	3.13						P46RT (6)**	Green	31	3-1/4"
YS48	2000 kcmil	—	7.57	3.27	—	—	L48RT (4)	Brown	34	3-3/8"			

① Not color coded.
* Use PUADP-1 adapter with U dies in Y46 HYPRESS™.
** P44RT for use with Y46 HYPRESS™ only. PUADP-1 adapter not required.

*** The MM² conductor sizes listed are the recommendations for Class 2 conductor.
■ The maximum size for the Y35 is 400 kcmil.
▲ See tooling section of this catalog for complete tool and die listings

♦ For applications greater than 2000 Volts consult cable manufacturer for voltage stress relief instructions.
† Requires Y60BHU HYPRESS™ with L48RT die set.
Note: All dimensions shown are for reference only.

Blue highlighted items are industry standard and most frequently ordered.

TYPES Y-R

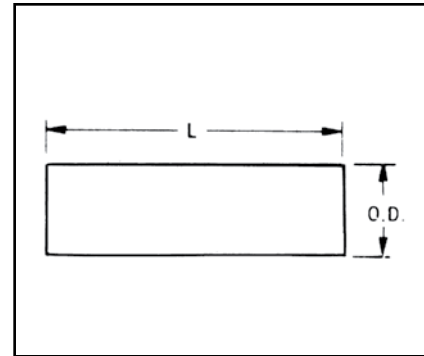

REDUCING ADAPTER

FOR COPPER

C-112

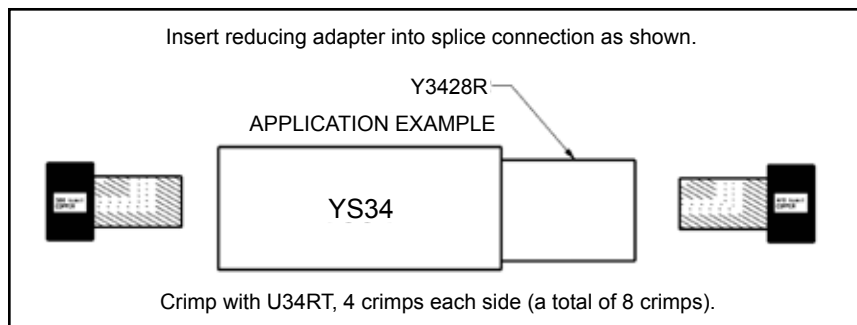
600 Volts to 35 kV ♦

The Y-R reducing adapter has been designed to allow large size, long barrel, copper long barrel. HYDENT™, HYSPLICE™ and HYTEE™ terminals, splices and T taps to be used on smaller conductor sizes. To use, simply insert the reducer into the barrel, insert the wire into the reducer adapter and crimp the outer barrel using its recommended tooling.



Features & Benefits

- Wide range of conductors are accommodated
 - ◊ Lowers inventory requirements and affords maximum versatility
- Same die set for all legs of the connection
 - ◊ Permits the same tool and die combination normally used on the compression barrel
- Length fits the long barrel connector design (YS, YA)
 - ◊ Can be used on all long barrel connectors. Field cut to fit shorter length compression barrels (YS-L, YA-L)
- Manufactured from high conductivity electrolytic copper and electro-tin plated
 - ◊ Provides maximum conductivity low resistance and ductility for an excellent combination of electrical and crimp forming properties and provides long lasting corrosion resistance



Catalog Number	Wire Range		Dimensions	
	From	To	Max O.D.	L
Y286CR	4/0 Str.	6,8, Str. 6 Sol.	0.53	1.75
Y284WR		4 Sol.		
Y284CR		4 Str.		
Y282CR		2 Str.		
Y281CR		1 Str.		
Y2825R		1/0 Str.		
Y2826R		2/0 Str.		
Y2827R		3/0 Str.		
Y2928R	250 kcmil	4/0	0.58	1.62
Y304CR	300 kcmil	#4	0.64	2.00
Y302CR		#2		
Y3025R		1/0		
Y3026R		2/0		
Y3027R		3/0		
Y3028R		4/0		
Y3126R		350 kcmil		
Y3128R	4/0			
Y3129R	250			
Y342CR	500 kcmil	2 Str.	0.82	2.50
Y3425R		1/0 Str.		
Y3426R		2/0 Str.		
Y3427R		3/0 Str.		
Y3428R		4/0 Str.		
Y3429R		250 kcmil		
Y3430R		300 kcmil		
Y3431R		350 kcmil		
Y3432R		400 kcmil		
Y3934R		750 kcmil		
Y3936R	600 kcmil			
Y4439R	1000 kcmil	750 kcmil	1.30	3.00

Contact Technical Support for other sizes not listed.
 ♦ For applications greater than 2000 Volts consult cable manufacturer for voltage stress relief instructions.
Note: All dimensions shown are for reference only.

Blue highlighted items are industry standard and most frequently ordered.

TYPE YS-LB

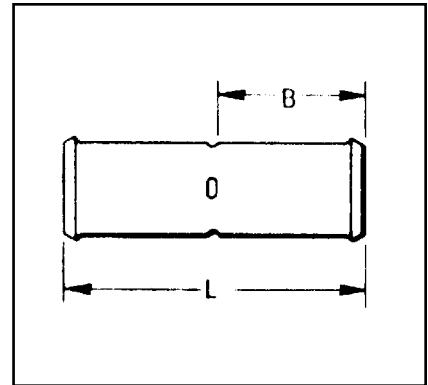
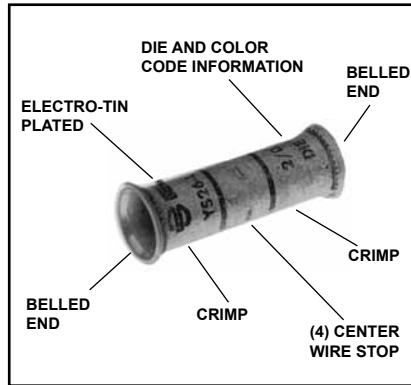
HYLINK™

**UNINSULATED
BELLED COPPER
COMPRESSION SPLICE**

**STANDARD LENGTH
BELLED BARREL**

UL Listed 90° C,
600 Volts to 35 kV ◆

HYLINK™ type YS-LB splices are designed for flexible and extra flexible copper conductors used in mining machines, locomotives, welding cables and other flexible cable applications. The seamless, high conductivity copper, electro-tin plated belled barrel provides for easy insertion of flexible stranded conductors and the nest indenter die system provides an excellent electrical and mechanical connection.



C-113

Features & Benefits

- Belled barrel ends
 - ◊ Provides easy cable insertion into the splice barrel and smooth cable strain relief during cable flexing and movement
- Standard length barrel
 - ◊ Permits easy passage around pulleys yet is long enough for easy crimping



Catalog Number	Flex Cable	Copper Cables *						Dimensions	
		Flexible and Extra Flexible Cables						B	L
		Class G	Class H	Class I	Battery Cable Class K	Welding Cable Class M	Locomotive Cable		
YS5C-LB	6 Flex	#6 (49 str)	#6 (133 str)	#6 (63/24)	#6 (266/30)	#6 (665/34)	#6 (61/24)	0.81	1.82
YS4C-LB	5 Flex	#5 (49 str)	#5 (133 str)	#5 (84/24)	#5 (336/30)	#5 (836/34)	#5 (91/24)	0.81	1.84
YS3C-LB	4 Flex	#4 (49 str)	#4 (133 str)	#4 (105/24)	#4 (420/30)	#4 (1064/34)	#4 (105/24)	0.88	1.96
YS2C-LB	3 Flex	#3 (49 str)	#3 (133 str)	#3 (133/24)	#3 (532/30)	#3 (1323/24)	#3 (125/24)	0.87	1.98
YS1C-LB	2 Flex	#2 (49 str)	#2 (133 str)	#2 (161/24)	#2 (665/30)	#2 (1666/34)	#2 (150/24)	0.87	1.97
YS25-LB	1 Flex	#1 (133 str)	#1 (259 str)	#1 (210/24)	#1 (836/30)	#1 (2107/34)	#1 (225/24)	0.87	2.00
YS26-LB	1/0 Flex	1/0 (133 str)	1/0 (259 str)	1/0 (266/24)	1/0 (1064/30)	1/0 (2646/34)	1/0 (275/24)	0.93	2.12
YS27-LB	2/0 Flex	2/0 (133 str)	2/0 (259 str)	2/0 (342/24)	2/0 (1323/30)	2/0 (3325/34)	2/0 (325/24)	0.99	2.24
YS28-LB	3/0 Flex	3/0 (133 str)	3/0 (259 str)	3/0 (418/24)	3/0 (1666/30)	—	3/0 (450/24)	0.98	2.26
YS29-LB	4/0 Flex	4/0 (133 str)	4/0 (259 str)	—	—	—	—	1.04	2.40
YS30-LB	4/0 - 250 Flex	250 kcmil (259 str)	250 kcmil (427 str)	4/0 (532/24)	4/0 (2107/30)	4/0 (5320/34)	4/0 (550/24)	1.04	2.41
YS32-LB	300 kcmil	300 kcmil (259 str)	300 kcmil (427 str)	300 kcmil (735/24)	300 kcmil (2989/30)	300 kcmil (7581/34)	313.1 kcmil (775/24)	1.17	2.69
YS34-LB	350 kcmil 400 kcmil	350 kcmil (259 str) 400 kcmil (259 str)	350 kcmil (427 str) 400 kcmil (427 str)	350 kcmil (882/24) 400 kcmil (980/24)	350 kcmil (3458/30)	350 kcmil (8806/34)	373.7 kcmil (925/24)	1.35	3.10
YS38-LB	500 kcmil	550 kcmil (427 str)	550 kcmil (703 str)	500 kcmil (1225/24) 550 kcmil (1372/24)	500 kcmil (5054/30)	500 kcmil (12691/34)	535.3 kcmil (1325/24)	1.85	3.14

* Contact BURNDY® for conductors not shown.

◆ For applications greater than 2000 Volts consult cable manufacturer for voltage stress relief instructions.

Note: All dimensions shown are for reference only.

Blue highlighted items are industry standard and most frequently ordered.

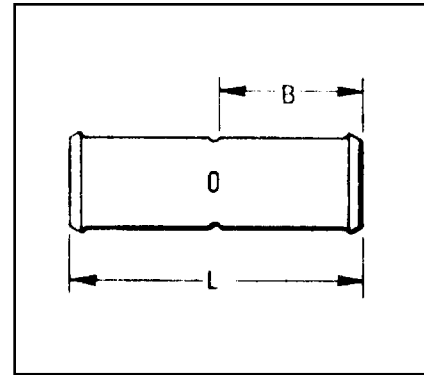

Compression Connections

BURNDY®

Copper Compression — Flex — Splice — Belled Ends

TYPE YS-LB

INSTALLATION TOOLING CHART



C-114

UNINSULATED BELLED COPPER COMPRESSION SPLICE

STANDARD LENGTH BELLED BARREL

UL Listed 90° C,
600 Volts to 35 kV ♦



Catalog Number	Flex Cable	Installation Tooling ▲				Hydraulic						Wire Strip Length	
		Dieless (# of Crimps)	Dieless HYTOOL™ (# of crimps)	Die Index	Die Type	Y35 †	Y39 †	Y750 †	Y45 †	Y46 * †	Y60BHU		
YS5C-LB ①	6 Flex	PAT644XT18V (1) Y644HSXT (1) Y644HSXTBH (1) Y81KFT (1) Y81KFTMBH (1) PAT81KFT-18V (1)	MR4C MY29-3 MY29-11	7	DIE SET	U5CRT	U5CRT	U5CRT	U5CRT	U5CRT	U5CRT	-	7/8"
				1014	NEST	U6CD-1	U6CD-1	U6CD-1	U6CD-1	U6CD-1	-		
					INDENTOR	Y34PR	Y34PR	Y34PR	Y34PR	Y34PR	-		
YS4C-LB	5 Flex		MR4C MY29-3 MY29-11	8	DIE SET	U4CRT	U4CRT	U4CRT	U4CRT	U4CRT	U4CRT	-	7/8"
					1015	NEST	U4CD-1	U4CD-1	U4CD-1	U4CD-1	U4CD-1	-	
						INDENTOR	Y34PR	Y34PR	Y34PR	Y34PR	Y34PR	-	
YS3C-LB	4 Flex		MY29-3 MY29-11	9	DIE SET	U3CRT	U3CRT	U3CRT	U3CRT	U3CRT	U3CRT	-	15/16"
					1016	NEST	U3CD-1	U3CD-1	U3CD-1	U3CD-1	U3CD-1	-	
						INDENTOR	Y34PR	Y34PR	Y34PR	Y34PR	Y34PR	-	
YS2C-LB	3 Flex		MY29-3 MY29-11	10	DIE SET	U2CRT	U2CRT	U2CRT	U2CRT	U2CRT	U2CRT	-	15/16"
					1017	NEST	U2CD-1	U2CD-1	U2CD-1	U2CD-1	U2CD-1	-	
						INDENTOR	Y34PR	Y34PR	Y34PR	Y34PR	Y34PR	-	
YS1C-LB	2 Flex	MY29-3 MY29-11	11	DIE SET	U1CRT-1	U1CRT-1	U1CRT-1	U1CRT-1	U1CRT-1	U1CRT-1	-	15/16"	
				1018	NEST	U1CD-1	U1CD-1	U1CD-1	U1CD-1	U1CD-1	-		
					INDENTOR	Y34PR	Y34PR	Y34PR	Y34PR	Y34PR	-		
YS25-LB	1 Flex	MY29-3 MY29-11	12	DIE SET	U25RT	U25RT	U25RT	U25RT	U25RT	U25RT	-	15/16"	
				1019	NEST	U25D-1	U25D-1	U25D-1	U25D-1	U25D-1	-		
					INDENTOR	Y34PR-2	Y34PR-2	Y34PR-2	Y34PR-2	Y34PR-2	-		
YS26-LB	1/0 Flex	MY29-3 MY29-11	13	DIE SET	U26RT	U26RT	U26RT	U26RT	U26RT	U26RT	-	1"	
				1020	NEST	U26D-1	U26D-1	U26D-1	U26D-1	U26D-1	-		
					INDENTOR	Y34PR-2	Y34PR-2	Y34PR-2	Y34PR-2	Y34PR-2	-		
YS27-LB	2/0 Flex	MY29-3 MY29-11	14	DIE SET	U27RT	U27RT	U27RT	U27RT	U27RT	U27RT	-	1-1/16"	
				1021	NEST	U27D-1	U27D-1	U27D-1	U27D-1	U27D-1	-		
					INDENTOR	Y34PR-2	Y34PR-2	Y34PR-2	Y34PR-2	Y34PR-2	-		

† Use Y35P3 adaptor with Y34PR indentor.

* Use PUADP-1 adaptor with U-DIES in Y46 HYPRESS™.

▲ See Tooling section in this catalog for complete tool and die listings.

① Not color coded.

♦ For applications greater than 2000 Volts consult cable manufacturer for voltage stress relief instructions.

Note: All dimensions shown are for reference only.

Blue highlighted items are industry standard and most frequently ordered.

US: 1-800-346-4175

www.burndy.com

Canada: 1-800-387-6487

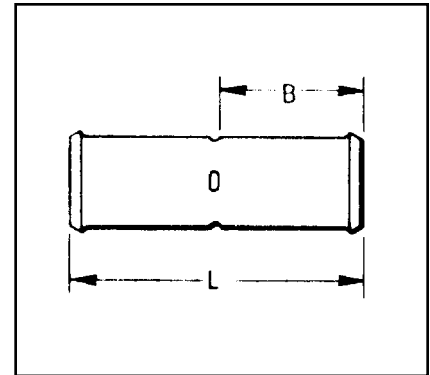
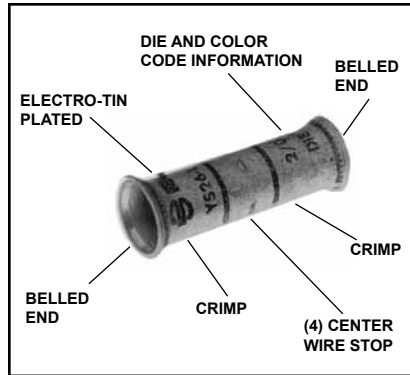
TYPE YS-LB
(Continued)

INSTALLATION TOOLING CHART

UNINSULATED BELLED COPPER COMPRESSION SPLICE

STANDARD LENGTH BELLED BARREL

UL Listed 90° C,
600 Volts to 35 kV ♦



C-115

Catalog Number	Flex Cable	Installation Tooling ▲				Hydraulic						Wire Strip Length				
		Dieless (# of Crimps)	Dieless HYTOOL™ (# of crimps)	Die Index	Die Type	Y35 †	Y39 †	Y750 †	Y45 †	Y46* †	Y60BHU					
YS28-LB	3/0 Flex	PAT644XT18V (2) Y644HSXT (2) Y644HSXTBH (2) Y81KFT (2) Y81KFTMBH (2) PAT81KFT-18V (2)	MY29-3 MY29-11	15	DIE SET	U28RT	U28RT	U28RT	U28RT	U28RT	U28RT	-	1-1/16"			
				1022	NEST	-	U28D-1	U28D-1	U28D-1	U28D-1	U28D-1	-				
					INDENTOR	-	Y34PR-2	Y34PR-2	Y34PR-2	Y34PR-2	Y34PR-2	-				
YS29-LB	4/0 Flex		MY29-3 MY29-11	16	DIE SET	U29RT	U29RT	U29RT	U29RT	U29RT	U29RT	-	1-1/16"			
				1023	NEST	-	U29D-1	U29D-1	U29D-1	U29D-1	U29D-1	-				
					INDENTOR	-	Y34PR-2	Y34PR-2	Y34PR-2	Y34PR-2	Y34PR-2	-				
YS30-LB	4/0-250 Flex		PAT644XT18V (2) Y644HSXT (2) Y644HSXTBH (2) Y81KFT (2) Y81KFTMBH (2) PAT81KFT-18V (2)	-	17	DIE SET	U30RT	U30RT	U30RT	U30RT	U30RT	L30RT	1-1/8"			
					1024	NEST	-	U30D-1	U30D-1	U30D-1	U30D-1	U30D-1		-		
YS32-LB	300 kcmil			PAT644XT18V (2) Y644HSXT (2) Y644HSXTBH (2) Y81KFT (2) Y81KFTMBH (2) PAT81KFT-18V (2)		-	19	DIE SET	U32RT	U32RT	U32RT	U32RT	U32RT	L32RT	1 1/4"	
					1026			NEST	-	U32D-1	U32D-1	U32D-1	U32D-1	U32D-1		-
YS34-LB	300 kcmil 400 kcmil					PAT644XT18V (2) Y644HSXT (2) Y644HSXTBH (2) Y81KFT (2) Y81KFTMBH (2) PAT81KFT-18V (2)	-	20	DIE SET	-	U34RT	U34RT	U34RT	U34RT	L34RT	1 7/16"
					1027				NEST	-	U34D-1	U34D-1	U34D-1	U34D-1	U34D-1	
YS38-LB	550 kcmil	PAT644XT18V (2) Y644HSXT (2) Y644HSXTBH (2) Y81KFT (2) Y81KFTMBH (2) PAT81KFT-18V (2)					-	400	DIE SET	U38RT	U38RT	U38RT	U38RT	U38RT	-	1 15/16"
					1029				NEST	-	-	-	-	P38D	-	
									INDENTOR	-	-	-	-	P48PR-1	-	

† Use Y35P3 adaptor with Y34PR indenter.

* Use PUADP-1 adaptor with U-DIES in Y46 HYPRESS™.

▲ See Tooling section in this catalog for complete tool and die listings.

① Not color coded.

♦ For applications greater than 2000 Volts consult cable manufacturer for voltage stress relief instructions.

Note: All dimensions shown are for reference only.

Blue highlighted items are industry standard and most frequently ordered.

Compression Connections

BURNDY®

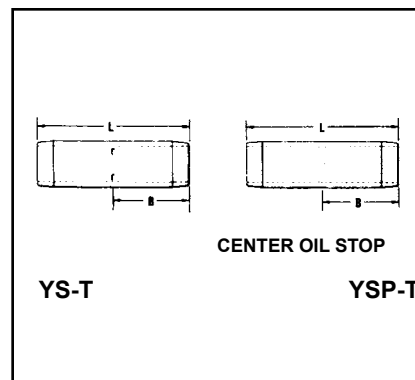
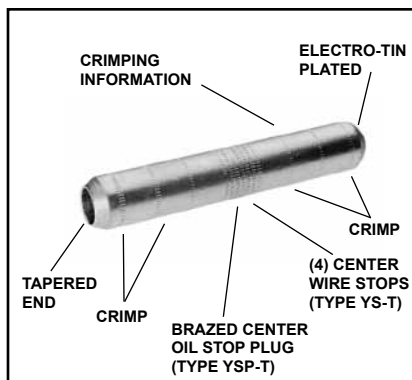
Copper Compression — Code — Splice — Tapered Ends

TYPES YS-T AND YSP-T

HIGH-VOLTAGE HYLINK™

UNINSULATED HIGH VOLTAGE COPPER COMPRESSION SPLICE

STANDARD BARREL - TAPERED ENDS



Features & Benefits

- Tapered connector ends per EEI standard TD160
 - ◊ Suitable for use on voltages 5 kV through 35 kV to aid in preventing corona emission and simplify taping thus lowering installed cost
- Type YS-T four center wire stops
 - ◊ Provides a center wire stop for proper conductor insertion
- Type YSP-T has a center plug permanently brazed in place
 - ◊ Prevents oil within oil-filled conductors from passing through the splice connector and provides a center strip for proper conductor insertion



UL Listed 90° C,
600 Volts to 35 kV ♦

Seamless types YS-T and YSP-T high conductivity copper electro-tin plated compression HYLINK™ high-voltage splices with standard barrel and tapered ends are ideally suited for higher voltage applications from 5 kV through 35 kV.

Type YS-T splice connector has four center wire stops for proper conductor insertion.

Type YSP-T splice connector has a brazed in place center plug to prevent the passage of oil between two oil filled conductors or between conductors without oil and conductors with oil and acts as a center wire stop for proper conductor insertion.

Catalog Number		Code	Dimensions		Installation Tooling- Nest/Indentor ▲					Wire Strip Length
					Y34B Y34PR Indentor	Y35, Y39, Y750, Y34PR Indentor Y35P3 Adaptor	Y35, Y39, Y750, Y46*, PAT750 Die Number (# of crimps per end)	Die Index ▲	No. of Indent	
YS-T	YSP-T	Conductors	B	L	Nest Die	Nest Die				
YS6C-T**	—	6 Str.	0.90	2.16	B6CD	U6CD-1	U5CRT (2)	7	1	15/16"
YS4C-T**	YSP4C-T**	4 Str.	0.90	2.16	B4CD	U4CD-1	U4CRT (2)	8	1	15/16"
YS2C-T**	YSP2C-T**	2 Str.	0.98	2.34	B2CD	U2D-1	U2CRT (2)	10	1	1"
YS1C-T**	YSP1C-T**	1 Str.	0.97	2.31	B1CD	U1D-1	U1CRT-1 (2)	11	1	1"
YS25-T**	YSP25-T**	1/0 Str.	0.98	2.35	B25D	U25D-1	U25RT (2)	12	1	1-3/32"
YS26-T**	YSP26-T**	2/0 Str.	1.04	2.47	B26D	U26D-1	U26RT (2)	13	1	1-3/32"
YS28-T	YSP28-T	4/0 Str.	1.13	2.67	B28D	U28D-1	U28RT (2)	15	1	1-3/16"
YS29-T	YSP29-T	250 kcmil	1.21	2.85	B29D	U29D-1	U29RT (2)	16	1	1-3/32"
YS30-T	YSP30-T	300 kcmil	1.22	2.87	B30D	U30D-1	U30RT (4)	17	2	1-5/16"
YS31-T	YSP31-T	350 kcmil	1.32	3.09	B31D	U31D-1	U31RT (4)	18	2	1-3/5"
YS34-T	YSP34-T	500 kcmil	1.68	3.86	No Die Needed	U34D-1	U34RT (4)	20	2	1-3/4"
YS39-T	YSP39-T	750 kcmil	2.00	4.60	—	—	U39RT (4)	24	2	2-1/8"

* Use adapter PUADP-1 with U Dies in Y46 HYPRESS™. Y46 HYPRESS™ uses the same nest indentor and adaptor as the Y35, Y39 and Y750, but with the PUADP-1 adaptors.

** A 0.06 radius at each end is used for sizes 6-27.
 ■ The maximum size for the Y35 is 400 kcmil.
 ▲ See tooling section of this catalog for complete tool and die listings.

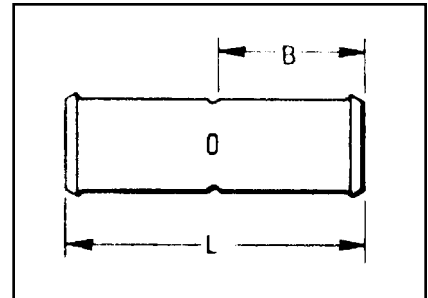
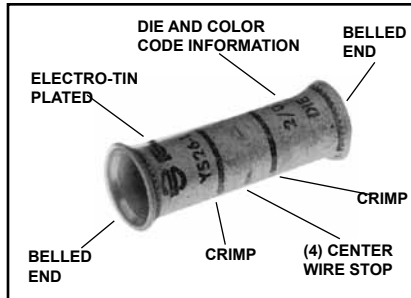
♦ For applications greater than 2000 Volts consult cable manufacturer for voltage stress relief instructions.
Note: All dimensions shown are for reference only.

Blue highlighted items are industry standard and most frequently ordered.

TYPE YS-FXB

HYLINK™ - SPLICE - BELLED LONG BARREL

UL Listed 90° C,
600 Volts to 35 kV ♦



C-117



Features & Benefits

- Long barrel length
- ◊ High voltage terminations
- Four (4) center conductor stops
- ◊ Provides a center wire stop for proper conductor insertion
- High pull out force
- ◊ Provides added security for greater mechanical and electrical properties
- Belled cable entry
- ◊ A funnel type entry provide easy insertion of extra flexible cables plus offers mechanical strain relief for individual strands

Catalog Number	Conductor		Dimensions		Installation Tooling					Cable Strip Length
	Flexible Cable Code AWG	*** MM²	L (mm)	B (mm)	Dieless (# of crimps/end)	Mechanical	Y35 ■, Y39, Y750, Y46*			
							Y1MRTC	Embossed Die Index	Color Code	Die Number (# of crimps/end)
YS8C-FXB	#8 Str. (37/24) #8 AWG	10	1.99 (51)	0.90 (23)	Y81KFT (1) Y81KFTMBH (1) PAT81KFT-18V (1)	Y1MRTC (2)	49	Red	U8CRT (2)	1" (25)
YSV6C-FXB	#6 Str. (61/24) #6 AWG	†	2.62 (67)	1.22 (31)		Y1MRTC (2)	7	Blue	U5CRT (2)	1-5/16" (33)
YSV4C-FXB	#4 Str. (91/24-105/24) #4 AWG	—	2.62 (67)	1.22 (31)		Y1MRTC (4)	8	Gray	U4CRT (2)	1-5/16" (33)
YSV2C-FXB	#2 Str. (125/24-105/24) #2 AWG	35	2.89 (73)	1.35 (34)		Y1MRTC (4)	10	Brown	U2CRT (2)	1-7/16" (37)
YSV1C-FXB	#1 Str. (175/24-225/24) #1 AWG	—	3.18 (81)	1.50 (38)		—	11	Green	U1CRT-1 (2)	1-9/16" (40)
YSV25-FXB	1/0 Str. (275/24) 1/0 AWG	50	3.18 (81)	1.50 (38)		—	12	Pink	U25RT (2)	1-9/16" (40)
YSV26-FXB	2/0 Str. (325/24) 2/0 AWG	70	3.44 (87)	1.63 (41)		—	13	Black	U26RT (2)	1-11/16" (43)
YSV27-FXB	3/0 Str. (450/24) 3/0 AWG	95	3.46 (88)	1.64 (42)		—	14	Orange	U27RT (2)	1-11/16" (43)
YSV28-FXB	4/0 Str. (550/24) 4/0 AWG	†	3.72 (94)	1.77 (45)		—	15	Purple	U28RT (2)	1-7/8" (48)
YS30-FXB	250 kcmil Flex Class G 259 Str. Class H 427 Str.	—	4.51 (115)	2.16 (55)		Y81KFT (2) Y81KFTMBH (2) PAT81KFT-18V (2)	—	16	Yellow	U29RT (2)
YS31-FXB	263 kcmil (650/24) 250 Flex Class I,K,M	150	4.54 (115)	2.18 (55)	—		17	White	U30RT (4)	2-1/4" (57)
YS32-FXB	313.1 kcmil (775/24) 300 kcmil Nom.	185	4.82 (122)	2.32 (59)	—		18	Red	U31RT (4)	2-7/16" (62)
YS34-FXB	373 kcmil (925/24) 350 kcmil Nom.	240	5.14 (131)	2.48 (63)	—		19	Blue	U32RT (4)	2-9/16" (65)
YS36-FXB	444.4 kcmil (1100/24) 450 kcmil Nom.	300	6.09 (155)	2.95 (75)	—		20	Brown	U34RT (4)	3-1/16" (79)
YS38-FXB	535.3 kcmil (1325/24) 500 kcmil Nom.	—	6.34 (161)	3.08 (78)	—		L99	Pink	U38XRT (4)	3-3/16" (81)
YS40-FXB	646 kcmil (1600/24) 600 kcmil Nom.	400	6.66 (1.69)	3.24 (82)	—		24	Black	U39RT (4)	3-5/16" (84)
YS44-FXB	777.7 kcmil (1925/24) 750 kcmil Nom.	500	6.84 (174)	3.33 (85)	—		L115	Yellow	U44XRT (4)	3-7/16" (87)

* Use PUADP-1 adapter with U dies in Y46 HYPRESS™. † 16 MM² and 120 MM² referenced are for both Class 2 and Class 5. ♦ For applications greater than 2000 Volts consult cable manufacturer for voltage stress relief instructions. ** P44RT and P46RT dies sets are for use with Y46 HYPRESS™ only. PUADP-1 adapter not required. ■ The maximum size for the Y35 is 373.7 kcmil. Note: All dimensions shown are for reference only. *** The MM² conductor sizes listed are the recommendations for Class 5 conductor. ▲ See tooling section of this catalog for complete tool and die listings. Measurements in brackets [] are in metric dimensions.

Blue highlighted items are industry standard and most frequently ordered.

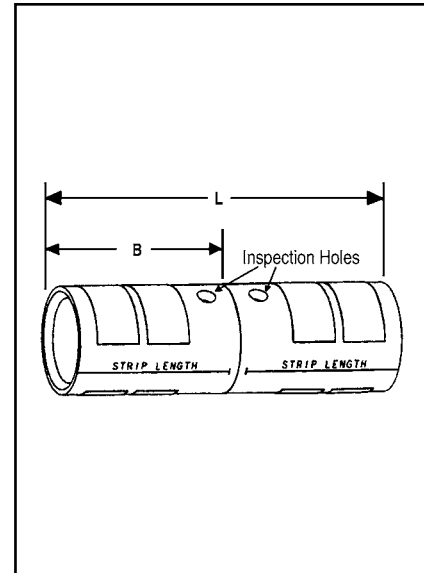
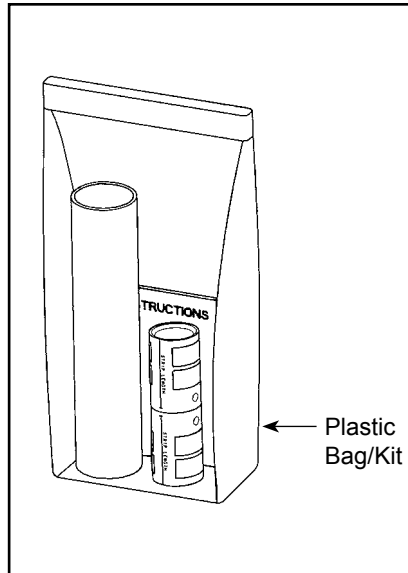
TYPE YS-TC

HYSPLICE™

C-118

In-line Splice Kits for Telecommunications Applications

YS-TC kits are for splicing cables and covering the connection with clear heat shrink. Splices are constructed from seamless, high conductivity electrolytic copper tubing for maximum conductivity and tin-plated to resist corrosion. Each YS-TC splice is provided with inspection holes and cable stops. The YS-TC family also features the BURNDY® color code system.



* Clear Heat Shrink Kit Catalog Number	Wire Size		Connector					Wire Strip Length
			Barrel Type	Dimensions		Color Code	Die Index	
				Barrel B	Length L			
YS44FXLTCKITC	750 kcmil Flex	500 mm ² Class 5	Standard	1.90	4.30	Yellow	L115	1.96
YS39LTCKITC	750 kcmil Code	—	Standard	1.62	3.68	Black	23	1.67
YS38FXLTCKITC	500 kcmil Flex	300 mm ² Class 5	Standard	1.71	3.87	Pink	L99	1.77
YS34LTCKITC	500 kcmil Code	240 mm ² Class 2	Standard	1.56	3.51	Brown	20	1.60
YS34FXLTCKITC	350 kcmil Flex	240 mm ² Class 2	Standard	1.56	3.51	Blue	19 or L80	1.60
YS31LTCKITC	350 kcmil Code	185 mm ² Class 2	Standard	1.39	3.10	Red	17	1.42
YS29FXLTCKITC	4/0 AWG Flex	—	Standard	1.36	2.98	Yellow	16	1.38
YS28LTCKITC	4/0 AWG Code	—	Standard	1.23	2.69	Purple	15	1.24
YS26LTCKITC	2/0 AWG Code	70 mm ²	Standard	1.16	2.62	Black	13	1.10
YS26FXLTCKITC	2/0 AWG Flex or Code	70 mm ² Class 5	Standard	1.09	2.41	Black	13	1.10
YS25LTCKITC	1/0 AWG Code	—	Standard	1.04	2.37	Pink	12	1.00
YS25FXLTCKITC	1/0 AWG Flex or Code	50 mm ² Class 5	Standard	1.04	2.18	Pink	12	1.00
YS2CLTCKITC	#2 AWG Code	35 mm ² Class 5	Standard	0.82	1.88	Brown	10	0.78
YS2CFXLTCKITC	#2 AWG Flex or Code	35 mm ² Class 5	Standard	0.82	1.73	Brown	10	0.78
YS4CFXLTCKITC	#4 AWG Flex or Code	—	Standard	0.74	1.69	Gray	8	0.71
YS6CFXLTCKITC	#6 AWG Flex or Code	16 mm ² Class 5 or Class 2	Standard	0.73	1.60	Blue	7 or 24	0.70
YS8CFXLTCKITC	#8 AWG Flex or Code	—	Standard	0.65	1.48	Red	49	0.62

* Clear Heatshrink – UL224 VW1 Listed – passes TELCORDIA GR-347-CORE Abrasion and Cut Test. (Up to 750 kcmil Class B code cable. Contact factory for 750 flex cable applications.)

Note: All dimensions shown are for reference only.

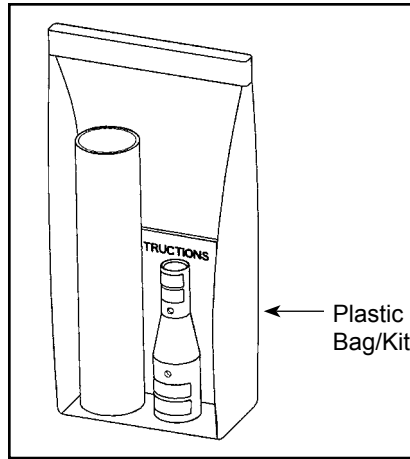
Blue highlighted items are industry standard and most frequently ordered.

TYPE YSR-TC

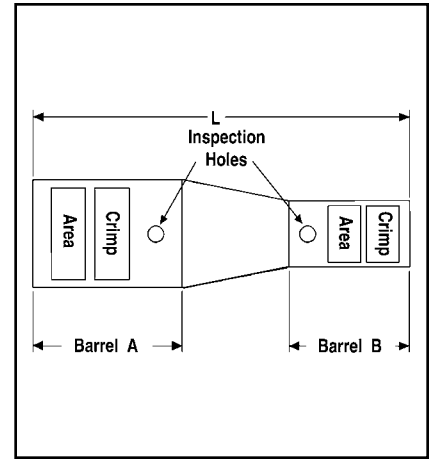
HYREDUCER™

In-line Reducer Splice Kits for Telecommunications Applications

YSR-TC reducing splice kits provide for splicing two different cable sizes with inspection holes. The larger conductor is inserted first and butts against the center of the connector where the smaller barrel begins. Constructed from seamless, high conductivity electrolytic copper tubing for maximum conductivity and tin plated to resist corrosion. The YSR-TC family also features the BURNDY® color code system.



Plastic Bag/Kit



C-119

**Clear Heat Shrink Kit Catalog Number	Wire Size				Barrel Type	Connector							Wire Strip Length	
	Barrel A		Barrel B			Dimensions			Color Code		Die Index		Barrel A	Barrel B
	AWG	mm ²	AWG	mm ²		Barrel A	Barrel B	L	Barrel A	Barrel B	Barrel A	Barrel B		
YSR44FX39LTCKITC	750 kcmil Flex	500 mm ² Class 5	750 kcmil Code	—	Standard	2.09	1.78	4.38	Yellow	Black	L115	24	1.96	1.67
YSR44FX38FLTCKITC			500 kcmil Flex	300 mm ²		2.09	1.60	4.61		Pink		L99		1.77
YSR44FX34LTCKITC			500 kcmil Code	240 mm ²		2.09	1.69	4.91		Brown		20		1.60
YSR44FX34FLTCKITC			350 kcmil Flex	240 mm ²		2.09	1.69	4.91		Blue		19 or L80		1.60
YSR44FX31LTCKITC			350 kcmil Code	185 mm ²		2.09	1.49	5.18		Red		18		1.41
YSR44FX30LTCKITC			300 kcmil Code	150 mm ²		2.09	1.30	5.01		White		17 or 298		1.24
YSR44FX29FLTCKITC †			4/0 AWG Flex	120 mm ²		2.09	1.44	5.33		Yellow		16		1.38
YSR44FX28FLTCKITC †			4/0 AWG Flex or Telco Flex	120 mm ²		2.09	1.43	5.46		Purple		15		1.36
YSR44FX29LTCKITC †			250 kcmil Code	—		2.09	1.44	5.53		Yellow		16		1.38
YSR44FX28LTCKITC †			4/0 AWG Code	—		1.78	1.30	5.27		Purple		15		1.24
YSR3939LTCKITC	750 kcmil Code	—	750 kcmil Code	—	Standard	1.78	1.78	4.13	Black	Black	24	24	1.67	1.67
YSR3938FLTCKITC			500 kcmil Flex	300 mm ²		1.78	1.88	3.79		Pink		L99		1.77
YSR3934LTCKITC			500 kcmil Code	240 mm ²		1.78	1.69	4.09		Brown		20		1.60
YSR3934FLTCKITC			350 kcmil Flex	240 mm ²		1.78	1.69	4.09		Blue		19 or L80		1.60
YSR3931LTCKITC			350 kcmil Code	185 mm ²		1.78	1.49	4.36		Red		18		1.41
YSR3930LTCKITC			300 kcmil Code	150 mm ²		1.78	1.30	4.23		White		17 or 298		1.24
YSR3929LTCKITC †			250 kcmil Code	—		1.78	1.44	4.71		Yellow		16		1.38
YSR3929FLTCKITC			4/0 AWG Flex	120 mm ²		1.78	1.44	4.59		Yellow		16		1.38
YSR3928FLTCKITC †			4/0 AWG Flex or Telco Flex	120 mm ²		1.78	1.43	4.64		Purple		15		1.36
YSR3928LTCKITC †			4/0 AWG Code	—		1.78	1.30	4.65		Purple		15		1.24
YSR38FX34LTCKITC	500 kcmil Flex	300 mm ²	500 kcmil Code	240 mm ²	Standard	1.88	1.69	4.06	Pink	Brown	L99	20	1.77	1.60
YSR38FX34FLTCKITC			350 kcmil Flex	240 mm ²		1.88	1.69	4.06		Blue		19 or L80		

† Provided with 2 heat shrink tubings. One will overlap the other. Install the smaller first and larger second.

** Clear Heatshrink – UL224 VW1 Listed – passes TELCORDIA GR-347-CORE Abrasion and Cut Test. (Up to 750 kcmil Class B code cable. Contact factory for 750 flex cable applications.)

Note 1: All dimensions shown are for reference only.

Note 2: Non-inspection window versions are available. Please contact customer service.

Note 3: Installation Tooling Charts on pages C-94 - C-99.

Blue highlighted items are industry standard and most frequently ordered.

Compression Connections

BURNDY®

Copper Compression — Reducing Splice Kit — Code and Flex — Inspection Window

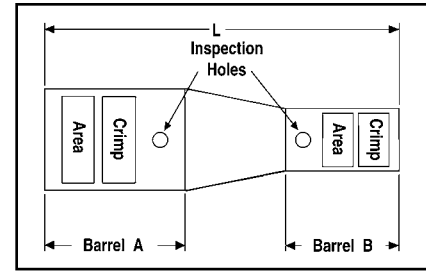
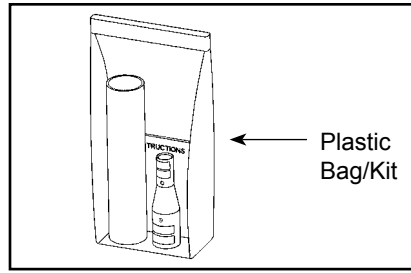
TYPE YSR-TC

HYREDUCER™

(Continued)

C-120

In-line Reducer Splice Kits for Telecommunications Applications



**Clear Heat Shrink Kit Catalog Number	Wire Size				Barrel Type	Connector							Wire Strip Length	
	Barrel A		Barrel B			Dimensions			Color Code		Die Index		Barrel A	Barrel B
	AWG	mm ²	AWG	mm ²		Barrel A	Barrel B	L	Barrel A	Barrel B	Barrel A	Barrel B	Barrel A	Barrel B
YSR38FX31LTCKITC	500 kcmil Flex	300 mm ²	350 kcmil Code	185 mm ²	Standard	1.88	1.49	4.33	Pink	Red	L99	18	1.77	1.41
YSR38FX30LTCKITC			300 kcmil Code	150 mm ²		1.88	1.30	4.2		White		17 or 298		1.24
YSR38FX29LTCKITC †			250 kcmil Code	—		1.88	1.44	4.67		Yellow		16		1.38
YSR38FX29FXLTCKITC †			4/0 AWG FLEX-CLASS I,K,M	120 mm ²		1.88	1.44	4.48		Yellow		16		1.38
YSR38FX28FXLTCKITC †			4/0 AWG FLEX	—		1.88	1.43	4.6		Purple		15		1.36
YSR38FX28LTCKITC †			4/0 AWG Str.	—		1.88	1.30	4.62		Purple		15		1.24
YSR38FX26FXLTCKITC †			2/0 AWG FLEX-Str.	70 mm ² Class 5		1.88	1.13	4.62		Black		13		1.09
YSR3434FXLTCKITC	500 kcmil Code	240 mm ²	350 kcmil Flex	240 mm ²	Standard	1.69	1.69	3.51	Brown	Blue	20	19 or L80	1.60	1.60
YSR3431LTCKITC			350 kcmil Code	185 mm ²		1.69	1.49	3.66		Red		18		1.41
YSR3429FXLTCKITC			4/0 AWG Flex	—		1.69	1.44	3.81		Yellow		16		1.38
YSR3428FXLTCKITC			4/0 AWG Flex or Telco Flex	120 mm ²		1.69	1.43	3.93		Purple		15		1.36
YSR3428LTCKITC			4/0 AWG Code	—		1.69	1.30	3.95		Purple		15		1.24
YSR3426FXLTCKITC †			2/0 AWG Flex- Str.	70 mm ² Str.-Flex		1.69	1.13	4.01		Black		13		1.09
YSR3425FXLTCKITC †			1/0 AWG Flex- Str.	50 mm ²		1.69	1.04	4.01		Pink		12		1.00
YSR34FX31LTCKITC	350 kcmil Flex	240 mm ²	350 kcmil Code	185 mm ²	Standard	1.69	1.49	3.63	Blue	Red	19 or L80	18	1.60	1.41
YSR34FX29FXLTCKITC			4/0 AWG Flex	120 mm ²		1.69	1.44	3.81		Yellow		16		1.38
YSR34FX28FXLTCKITC			4/0 AWG Code	—		1.69	1.43	3.86		Purple		15		1.36
YSR34FX28LTCKITC			4/0 AWG Code	—		1.69	1.30	3.95		Purple		15		1.24
YSR34FX26FXLTCKITC			2/0 AWG Flex or Code	70 mm ² Class 5		1.69	1.13	3.94		Black		13		1.09
YSR34FX25FXLTCKITC			1/0 AWG Flex or Code	50 mm ²		1.69	1.04	4.01		Pink		12		1.00
YSR34FX2CFXLTCKITC			#2 AWG Flex or Code	35 mm ²		1.69	0.82	4.02		Brown		10		0.78
YSR34FX4CFXLTCKITC † †			#4 AWG Flex or Code	—		1.69	0.74	4.11		Gray		8		0.71
YSR34FX6CFXLTCKITC † †			#6 AWG Flex or Code	16 mm ²		1.69	0.73	4.26		Blue		7		0.70
YSR32FX29FXLTCKITC			300 kcmil Flex	185 mm ² Class 2		4/0 AWG Flex	120 mm ²	1.57		1.44		3.50		Red
YSR32FX28FXLTCKITC	4/0 AWG Flex or Telco Flex	1.57			1.43	3.46		Purple	15	1.36				
YSR3129FXLTCKITC	350 kcmil Code	185 mm ² Class 2	4/0 AWG Code	120 mm ²	1.49	1.44	3.13	Red	Yellow	19 or L80	18	1.41	1.38	
YSR3128FXLTCKITC			4/0 AWG Flex or Telco Flex		1.49	1.43	3.25		Purple		15		1.36	

† Provided with 2 heat shrink tubings. One will overlap the other. Install the smaller first and larger second.
 † † Provided with 4 heat shrink tubings. Install the smaller first and continue with the next size.

** Clear Heatshrink – UL224 VW1 Listed – passes TELCORDIA GR-347-CORE Abrasion and Cut Test. (Up to 750 kcmil Class B code cable. Contact factory for 750 flex cable applications.)

Note 1: All dimensions shown are for reference only.
 Note 2: Non-inspection window versions are available. Please contact customer service.
 Note 3: Installation Tooling Charts on pages C-94 - C-99.

Blue highlighted items are industry standard and most frequently ordered.

US: 1-800-346-4175

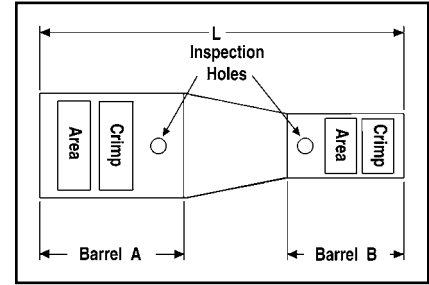
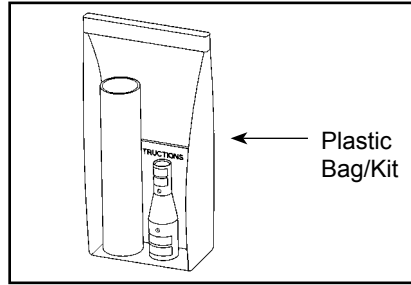
www.burndy.com

Canada: 1-800-387-6487

TYPE YSR-TC

HYREDUCER™
(Continued)

In-line Reducer Splice Kits for
Telecommunications
Applications



C-121

**Clear Heat Shrink Kit Catalog Number	Wire Size				Barrel Type	Connector						Wire Strip Length		
	Barrel A		Barrel B			Dimensions			Color Code		Die Index		Barrel A	Barrel B
	AWG	mm ²	AWG	mm ²		Barrel A	Barrel B	L	Barrel A	Barrel B	Barrel A	Barrel B		
YSR3128LTCKITC	350 kcmil Code	185 mm ² Class 2	4/0 AWG Code	—	Standard	1.49	1.30	3.27	Red	Purple	18	15	1.41	1.24
YSR3126FXLTCKITC			2/0 AWG Flex or Code	70 mm ² Class 5		1.49	1.16	3.24	Red	Black	18	13	1.41	1.10
YSR3125FXLTCKITC			1/0 AWG Flex or Code	50 mm ²		1.49	1.04	3.33	Red	Pink	18	12	1.41	1.00
YSR312CFXLTCKITC			#2 AWG Flex or Code	35 mm ²		1.49	0.82	3.37	Red	Brown	18	10	1.41	0.78
YSR314CFXLTCKITC †			#4 AWG Flex or Code	—		1.49	0.74	3.43	Red	Gray	18	8	1.41	0.71
YSR316CFXLTCKITC †			#6 AWG Flex or Code	16 mm ²		1.49	0.73	3.58	Red	Blue	18	7	1.41	0.70
YSR29FX28LTCKITC	4/0 AWG Flex	120 mm ²	4/0 AWG Code	—	1.44	1.30	3.00	Yellow	Purple	16	15	1.38	1.24	
YSR29FX25FXLTCKITC			1/0 AWG Flex or Code	50 mm ²	1.44	1.04	3.10	Yellow	Pink	16	12	1.38	1.00	
YSR29FX2CFXLTCKITC			#2 AWG Flex or Code	35 mm ²	1.44	0.82	3.13	Yellow	Brown	16	10	1.38	0.78	
YSR28FX28LTCKITC	4/0 AWG Flex or Telco Flex	120 mm ²	4/0 AWG Code	—	1.43	1.43	3.00	Purple	Purple	15	15	1.36	1.24	
YSR28FX26FXLTCKITC			2/0 AWG Flex or Code	70 mm ² Class 5	1.43	1.13	2.94	Purple	Black	15	13	1.36	1.19	
YSR28FX25FXLTCKITC			1/0 AWG Flex or Code	50 mm ²	1.43	1.04	3.07	Purple	Pink	15	12	1.36	1.00	
YSR28FX2CFXLTCKITC			#2 AWG Flex or Code	35 mm ²	1.43	0.82	3.11	Purple	Brown	15	10	1.36	0.78	
YSR28FX4CFXLTCKITC †			#4 AWG Flex or Code	—	1.43	0.74	3.10	Purple	Gray	15	8	1.36	0.71	
YSR2825FXLTCKITC	4/0 AWG Code	—	1/0 AWG Flex or Code	50 mm ²	1.30	1.04	2.66	Purple	Pink	15	12	1.24	1.00	
YSR282CFXLTCKITC			#2 AWG Flex or Code	35 mm ²	1.30	0.82	2.7	Purple	Brown	15	10	1.24	0.78	
YSR284CFXLTCKITC †			#4 AWG Flex or Code	—	1.30	0.74	2.69	Purple	Gray	15	8	1.24	0.71	
YSR286CFXLTCKITC †			#6 AWG Flex or Code	16 mm ²	1.30	0.73	2.99	Purple	Blue	15	7	1.24	0.70	
YSR26FX25FXLTCKITC	2/0 AWG Flex or Code	70 mm ²	1/0 AWG Flex or Code	50 mm ²	1.16	1.04	2.36	Black	Pink	13	12	1.10	1.00	
YSR26FX2CFXLTCKITC			#2 AWG Flex or Code	35 mm ²	1.16	0.82	2.41	Black	Brown	13	10	1.10	0.78	
YSR26FX4CFXLTCKITC †			#4 AWG Flex or Code	—	1.16	0.74	2.47	Black	Gray	13	8	1.10	0.71	
YSR26FX6CFXLTCKITC †			#6 AWG Flex or Code	16 mm ²	1.16	0.73	2.71	Black	Blue	13	7	1.10	0.70	

† Provided with 2 heat shrink tubings. One will overlap the other. Install the smaller first and larger second.

** Clear Heatshrink – UL224 VW1 Listed – passes TELCORDIA GR-347-CORE Abrasion and Cut Test. (Up to 750 kcmil Class B code cable. Contact factory for 750 flex cable applications.)

Note 1: All dimensions shown are for reference only.

Note 2: Non-inspection window versions are available. Please contact customer service.

Note 3: Installation Tooling Charts on pages C-94 - C-99.

Blue highlighted items are industry standard and most frequently ordered.

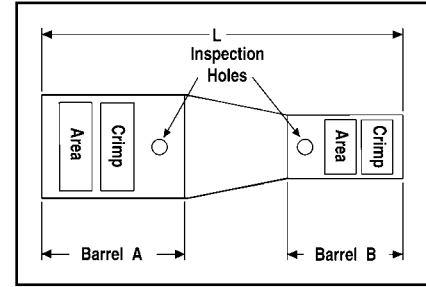
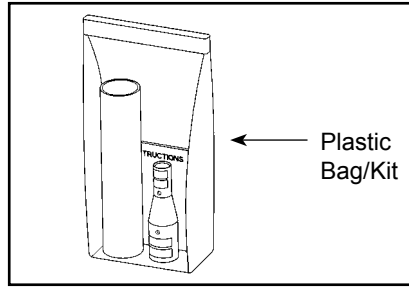
Compression Connections

BURNDY®

Copper Compression — Reducing Splice Kit — Code and Flex — Inspection Window

TYPE YSR-TC

HYREDUCER™
(Continued)



C-122

In-line Reducer Splice Kits
for Telecommunications
Applications

**Clear Heat Shrink Kit Catalog Number	Wire Size				Barrel Type	Connector						Wire Strip Length		
	Barrel A		Barrel B			Dimensions			Color Code		Die Index		Barrel A	Barrel B
	AWG	mm ²	AWG	mm ²		Barrel A	Barrel B	L	Barrel A	Barrel B	Barrel A	Barrel B		
YSR25FX2CFXLTKITC	1/0 AWG Flex or Code	50 mm ²	#2 AWG Flex or Code	35 mm ²	Standard	1.04	0.82	2.12	Pink	Brown	12	10	1.00	0.76
YSR25FX4CFXLTKITC †			#4 AWG Flex or Code	—		1.04	0.74	2.18	Pink	Gray	12	8	1.00	0.62
YSR25FX6CFXLTKITC †			#6 AWG Flex or Code	16 mm ²		1.04	0.73	2.42	Pink	Blue	12	7	1.00	0.61
YSR25FX8CFXLTKITC †			#8 AWG Flex- Str., #6 Sol	10 mm ² Str.-Flex		1.04	0.63	2.51	Pink	Red	12	49	1.01	0.60
YSR2CFX4CFXLTKITC	#2 AWG Flex or Code	35 mm ²	#4 AWG Flex or Code	—		0.82	0.74	1.79	Brown	Gray	10	8	0.78	0.63
YSR2CFX6CFXLTKITC			#6 AWG Flex or Code	16 mm ²		0.82	0.73	1.96	Brown	Blue	10	7	0.78	0.61
YSR2CFX8CFXLTKITC			#8 AWG Flex or Code	10 mm ²		0.82	0.60	1.79	Brown	Red	10	49	0.78	0.60
YSR4CFX6CFXLTKITC	#4 AWG Flex or Code	—	#6 AWG Flex or Code	16 mm ²		0.74	0.73	1.67	Gray	Blue	8	7	0.71	0.61
YSR4CFX8CFXLTKITC			#8 AWG Flex or Code	10 mm ²		0.74	0.60	1.50	Gray	Red	8	49	0.71	0.60
YSR4CFX10CLTKITC			#10 AWG Flex or Code	6 mm ² Str. or 2.5 mm ² Flex		0.74	0.66	1.66	Gray	—	8	—	0.71	0.65
YSR6CFX8CFXLTKITC	#6 AWG Flex or Code	16 mm ²	#8 AWG Flex or Code	10 mm ²		0.73	0.60	1.37	Blue	Red	7	49	0.70	0.57
YSR6CFX10CLTKITC			#10 AWG Flex or Code	6 mm ² Str. or 2.5 mm ² Flex		0.73	0.66	1.53	Blue	—	7	—	0.70	0.63
YSR6CFX14CLTKITC			#14 - 10 Flex - Str., #12-10 Sol	—		0.73	0.66	1.53	Blue	—	7	—	0.70	0.63
YSR8CFX10CLTKITC	#8 AWG Flex or Code	10 mm ²	#10 AWG Flex or Code	6 mm ² Str. or 2.5 mm ² Flex		0.60	0.66	1.41	Red	—	49	—	0.57	0.63
YSR8CFX14CLTKITC			#14 AWG Flex or Code	—		0.60	0.66	1.41	Red	—	49	—	0.57	0.63
YSR10CFX12CLTKITC	#14-10 Flex-Str.	6 mm ² Str. or 2.5 mm ² Flex	#12 AWG Flex or Code	6 mm ² Str. or 2.5 mm ² Flex		0.66	0.66	1.45	—	—	—	—	0.63	0.63
YSR10CFX14CLTKITC	#12-10 Sol.	—	#14 AWG Flex or Code	—	0.66	0.66	1.45	—	—	—	—	0.63	0.63	

† Provided with 2 heat shrink tubings. One will overlap the other. Install the smaller first and larger second.

** Clear Heatshrink — UL224 VW1 Listed — passes
TELCORDIA GR-347-CORE Abrasion and Cut Test.
(Up to 750 kcmil Class B code cable. Contact factory for
750 flex cable applications.)

Note 1: All dimensions shown are for reference only.

Note 2: Non-inspection window versions are available.
Please contact customer service.

Note 3: Installation Tooling Charts on pages C-94 - C-99.

Blue highlighted items are industry standard and most frequently ordered.

US: 1-800-346-4175

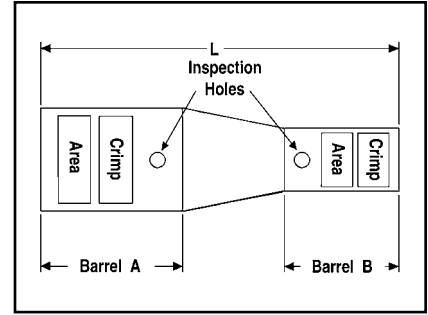
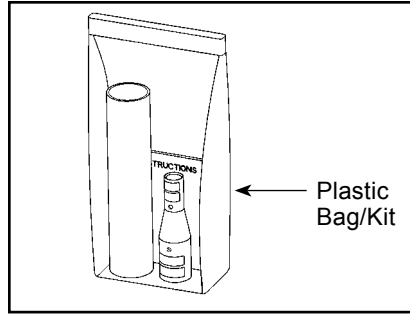
www.burndy.com

Canada: 1-800-387-6487

TYPE YSR-TC

INSTALLATION TOOLING CHART

In-line Reducer Splice Kits for Telecommunications Applications



C-123

** Clear Heat Shrink Kit Catalog Number	Installation Tooling																	
	Wire Range				Color Code				Die Index		Hydraulic Y750, Y35, Y46, PAT750, BAT750		Hydraulic BCT500HS, Y500CTHS		Mechanical OUR840, MD7-34		Dieless Y/PAT644XT-18V Series, MY29-11	
	Barrel A		Barrel B		Barrel A	Barrel B	Barrel A	Barrel B	Barrel A	Barrel B	Barrel A	Barrel B	Barrel A	Barrel B	Barrel A	Barrel B		
	AWG	mm²	AWG	mm²														
YSR44FX39LTCKITC	750 kcmil Flex	500 mm² Class 5	750 kcmil Code	—	Yellow	Black	L115	24	U44XRT (2)	U39RT (2) P39RT (2)	—	—	—	—	Y644HSXT (1) PAT644XT-18V (1)	Y644HSXT (1) PAT644XT-18V (1)		
YSR44FX38FLTKITC			500 kcmil Flex	300 mm²	Yellow	Pink	L115	L99	U44XRT (2)	U38XRT (2)	—	—	—	—	Y644HSXT (1) PAT644XT-18V (1)	Y644HSXT (1) PAT644XT-18V (1)		
YSR44FX34LTCKITC			500 kcmil Code	240 mm²	Yellow	Brown	L115	20	U44XRT (2)	U34RT (2) U31ART (2)	—	W34VT (2) W34RT (2)	—	W34VT (2) W34RT (2)	Y644HSXT (1), PAT644XT-18V (1)	Y644HSXT (1), PAT644XT-18V (1)		
YSR44FX34FLTKITC			350 kcmil Flex	240 mm²	Yellow	Blue	L115	19 or L80	U44XRT (2)	U32RT (2)	—	W32VT (2) W32RT (2)	—	W32VT (2) W32RT (2)	Y644HSXT (1), PAT644XT-18V (1)	Y644HSXT (1), PAT644XT-18V (1)		
YSR44FX31LTCKITC			350 kcmil Code	185 mm²	Yellow	Red	L115	18	U44XRT (2)	U31RT (2)	—	W31VT (2) W31RT (2)	—	W31VT (2) W31RT (2)	Y644HSXT (1), PAT644XT-18V (1)	Y644HSXT (1), PAT644XT-18V (1)		
YSR44FX30LTCKITC			300 kcmil Code	150 mm²	Yellow	White	L115	17 or 298	U44XRT (2)	U30RT (2)	—	W30VT (2) W30RT (2)	—	W30VT (2) W30RT (2)	Y644HSXT (1), PAT644XT-18V (1)	Y644HSXT (1), PAT644XT-18V (1)		
YSR44FX29LTCKITC †			250 kcmil Code	—	Yellow	Yellow	L115	16	U44XRT (2)	U29RT (1)	—	W29VT (2) W29RT (2) X29RT (4)	—	W29VT (2) W29RT (2) X29RT (4)	Y644HSXT (1), PAT644XT-18V (1)	Y644HSXT (1), PAT644XT-18V (1)		
YSR44FX29FLTKITC †			4/0 AWG Flex	120 mm²	Yellow	Yellow	L115	16	U44XRT (2)	U29RT (1)	—	W29VT (2) W29RT (2) X29RT (4)	—	W29VT (2) W29RT (2) X29RT (4)	Y644HSXT (1), PAT644XT-18V (1)	Y644HSXT (1), PAT644XT-18V (1)		
YSR44FX28FLTKITC †			4/0 AWG Flex or Telco Flex	120 mm²	Yellow	Purple	L115	15	U44XRT (2)	U28RT (1)	—	W28VT (2) W28RT (2) X28RT (3)	—	W28VT (2) W28RT (2) X28RT (3)	Y644HSXT (1), PAT644XT-18V (1)	Y644HSXT (1), PAT644XT-18V (1)		
YSR44FX28LTCKITC †			4/0 AWG Code	—	Yellow	Purple	L115	15	U44XRT (2)	U28RT (1)	—	W28VT (2) W28RT (2) X28RT (3)	—	W28VT (2) W28RT (2) X28RT (3)	Y644HSXT (1), PAT644XT-18V (1)	MY29-11 (1), Y644HSXT (1), MRC840 (2) PAT644XT-18V (1)		
YSR3939LTCKITC	750 kcmil Code	—	750 kcmil Code	—	Black	Black	24	24	U39RT (2) P39RT (2)	U39RT (2) P39RT (2)	—	—	—	—	Y644HSXT (1), PAT644XT-18V (1)	Y644HSXT (1), PAT644XT-18V (1)		
YSR3938FLTKITC			500 kcmil Flex	300 mm²	Black	Pink	24	L99	U39RT (2) P39RT (2)	U38XRT (2)	—	—	—	—	Y644HSXT (1), PAT644XT-18V (1)	Y644HSXT (1), PAT644XT-18V (1)		
YSR3934LTCKITC			500 kcmil Code	240 mm²	Black	Brown	24	20	U39RT (2) P39RT (2)	U34RT (2) U31ART (2)	—	W34VT (2) W34RT (2)	—	W34VT (2) W34RT (2)	Y644HSXT (1), PAT644XT-18V (1)	Y644HSXT (1), PAT644XT-18V (1)		
YSR3934FLTKITC			350 kcmil Flex	240 mm²	Black	Blue	24	19 or L80	U39RT (2) P39RT (2)	U32RT (2)	—	W32VT (2) W32RT (2)	—	W32VT (2) W32RT (2)	Y644HSXT (1), PAT644XT-18V (1)	Y644HSXT (1), PAT644XT-18V (1)		
YSR3931LTCKITC			350 kcmil Code	185 mm²	Black	Red	24	18	U39RT (2) P39RT (2)	U31RT (2)	—	W31VT (2) W31RT (2)	—	W31VT (2) W31RT (2)	Y644HSXT (1), PAT644XT-18V (1)	Y644HSXT (1), PAT644XT-18V (1)		
YSR3930LTCKITC			300 kcmil Code	150 mm²	Black	White	24	17 or 298	U39RT (2) P39RT (2)	U30RT (2)	—	W30VT (2) W30RT (2)	—	W30VT (2) W30RT (2)	Y644HSXT (1), PAT644XT-18V (1)	Y644HSXT (1), PAT644XT-18V (1)		
YSR3929LTCKITC †			250 kcmil Code	—	Black	Yellow	24	16	U39RT (2) P39RT (2)	U29RT (1)	—	W29VT (2) W29RT (2) X29RT (4)	—	W29VT (2) W29RT (2) X29RT (4)	Y644HSXT (1), PAT644XT-18V (1)	Y644HSXT (1), PAT644XT-18V (1)		
YSR3929FLTKITC			4/0 AWG Flex	120 mm²	Black	Yellow	24	16	U39RT (2) P39RT (2)	U29RT (1)	—	W29VT (2) W29RT (2) X29RT (4)	—	W29VT (2) W29RT (2) X29RT (4)	Y644HSXT (1), PAT644XT-18V (1)	Y644HSXT (1), PAT644XT-18V (1)		
YSR3928FLTKITC †			4/0 AWG Flex or Telco Flex	120 mm²	Black	Purple	24	15	U39RT (2) P39RT (2)	U28RT (1)	—	W28VT (2) W28RT (2) X28RT (3)	—	W28VT (2) W28RT (2) X28RT (3)	Y644HSXT (1), PAT644XT-18V (1)	Y644HSXT (1), PAT644XT-18V (1)		
YSR3928LTCKITC †			4/0 AWG Code	—	Black	Purple	24	15	U39RT (2) P39RT (2)	U28RT (1)	—	W28VT (2) W28RT (2) X28RT (3)	—	W28VT (2) W28RT (2) X28RT (3)	Y644HSXT (1), PAT644XT-18V (1)	MY29-11 (1), Y644HSXT (1), MRC840 (2) PAT644XT-18V (1)		

Note 1: All dimensions shown are for reference only.
 Note 2: Non-inspection window versions are available. Please contact customer service.

† Provided with 2 heat shrink tubings. One will overlap the other. Install the smaller first and larger second.
 ** Clear Heatshrink – UL224 VW1 Listed – passes TELCORDIA GR-347-CORE Abrasion and Cut Test.

(Up to 750 kcmil Class B code cable. Contact factory for 750 flex cable applications.)

(Installation Tooling Chart continued on next 5 pages)

Blue highlighted items are industry standard and most frequently ordered.

Compression Connections

BURNDY®

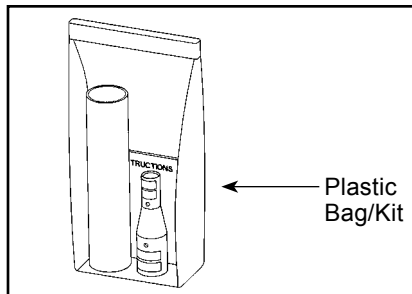
Copper Compression — Reducing Splice Kit — Code and Flex — Inspection Window

TYPE YSR-TC

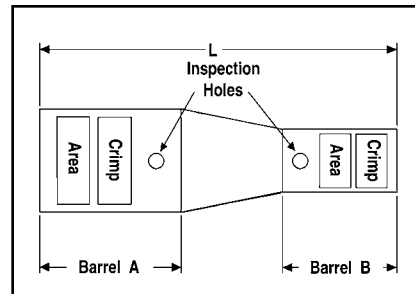
INSTALLATION TOOLING CHART (Continued)

C-124

In-line Reducer Splice Kits for Telecommunications Applications



Plastic Bag/Kit



** Clear Heat Shrink Kit Catalog Number	Wire Range		Installation Tooling															
			Color Code		Die Index		Hydraulic Y750, Y35, Y46, PAT750, BAT750		Hydraulic BCT500HS, Y500CTHS		Mechanical OUR840, MD7-34		Dieless Y/PAT644XT-18V Series, MY29-11					
	Barrel A	Barrel B	Barrel A	Barrel B	Barrel A	Barrel B	Barrel A	Barrel B	Barrel A	Barrel B	Barrel A	Barrel B	Barrel A	Barrel B				
	AWG	mm ²	AWG	mm ²	AWG	mm ²	AWG	mm ²	AWG	mm ²	AWG	mm ²	AWG	mm ²	AWG	mm ²		
YSR38FX34LTCKITC	500 kcmil Flex	300 mm ²	500 kcmil Code	240 mm ²	Pink	Brown	L99	20	U38XRT (2)	U34RT (2) U31ART (2)	—	W34VT (2) W34RT (2)	—	W34VT (2) W34RT (2)	Y644HSXT (1), PAT644XT-18V (1)	Y644HSXT (1), PAT644XT-18V (1)		
YSR38FX34FXLTCKITC			350 kcmil Flex	240 mm ²	Pink	Blue	L99	19 or L80	U38XRT (2)	U32RT (2)	—	W32VT (2) W32RT (2)	—	W32VT (2) W32RT (2)	Y644HSXT (1), PAT644XT-18V (1)	Y644HSXT (1), PAT644XT-18V (1)		
YSR38FX31LTCKITC			350 kcmil Code	185 mm ²	Pink	Red	L99	18	U38XRT (2)	U31RT (2)	—	W31VT (2) W31RT (2)	—	W31VT (2) W31RT (2)	Y644HSXT (1), PAT644XT-18V (1)	Y644HSXT (1), PAT644XT-18V (1)		
YSR38FX30LTCKITC			300 kcmil Code	150 mm ²	Pink	White	L99	17 or 298	U38XRT (2)	U30RT (2)	—	W30VT (2) W30RT (2)	—	W30VT (2) W30RT (2)	Y644HSXT (1), PAT644XT-18V (1)	Y644HSXT (1), PAT644XT-18V (1)		
YSR38FX29LTCKITC †			250 kcmil Code	—	Pink	Yellow	L99	16	U38XRT (2)	U29RT (1)	—	W29VT (2) W29RT (2) X29RT (4)	—	W29VT (2) W29RT (2) X29RT (4)	Y644HSXT (1), PAT644XT-18V (1)	Y644HSXT (1), PAT644XT-18V (1)		
YSR38FX29FXLTCKITC †			4/0 AWG Flex	120 mm ²	Pink	Yellow	L99	16	U38XRT (2)	U29RT (1)	—	W29VT (2) W29RT (2) X29RT (4)	—	W29VT (2) W29RT (2) X29RT (4)	Y644HSXT (1), PAT644XT-18V (1)	Y644HSXT (1), PAT644XT-18V (1)		
YSR38FX28FXLTCKITC †			4/0 AWG Flex or Telco Flex	120 mm ²	Pink	Purple	L99	15	U38XRT (2)	U28RT (1)	—	W28VT (2) W28RT (2) X28RT (3)	—	W28VT (2) W28RT (2) X28RT (3)	Y644HSXT (1), PAT644XT-18V (1)	Y644HSXT (1), PAT644XT-18V (1)		
YSR38FX28LTCKITC †			4/0 AWG Code	—	Pink	Purple	L99	15	U38XRT (2)	U28RT (1)	—	W28VT (2) W28RT (2) X28RT (3)	—	W28VT (2) W28RT (2) X28RT (3)	Y644HSXT (1), PAT644XT-18V (1)	MY29-11 (1), Y644HSXT (1), PAT644XT-18V (1), MRC840 (2)		
YSR38FX26FXLTCKITC †			2/0 AWG Flex or Code	70 mm ² Class 5	Pink	Black	L99	13	U38XRT (2)	U26RT (1)	—	W26VT (2) W26RT (2) X26RT (2)	—	W26VT (2) W26RT (2) X26RT (2)	Y644HSXT (1), PAT644XT-18V (1)	MY29-11 (1), Y644HSXT (1), PAT644XT-18V (1)		
YSR3434FXLTCKITC			500 kcmil Code	240 mm ²	350 kcmil Flex	240 mm ²	Brown	Blue	20	19 or L80	U34RT (2) U31ART (2)	U32RT (2)	W34VT (2) W34RT (2)	W32VT (2) W32RT (2)	W34VT (2) W34RT (2)	W32VT (2) W32RT (2)	Y644HSXT (1), PAT644XT-18V (1)	Y644HSXT (1), PAT644XT-18V (1)
YSR3431LTCKITC	350 kcmil Code	185 mm ²			Brown	Red	20	18	U34RT (2) U31ART (2)	U31RT (2)	W34VT (2) W34RT (2)	W31VT (2) W31RT (2)	W34VT (2) W34RT (2)	W31VT (2) W31RT (2)	Y644HSXT (1), PAT644XT-18V (1)	Y644HSXT (1), PAT644XT-18V (1)		
YSR3429FXLTCKITC	4/0 AWG Flex	120 mm ²			Brown	Yellow	20	16	U34RT (2) U31ART (2)	U29RT (1)	W34VT (2) W34RT (2)	W29VT (2) W29RT (2) X29RT (4)	W34VT (2) W34RT (2)	W29VT (2) W29RT (2) X29RT (4)	Y644HSXT (1), PAT644XT-18V (1)	Y644HSXT (1), PAT644XT-18V (1)		
YSR3428FXLTCKITC	4/0 AWG Flex or Telco Flex	120 mm ²			Brown	Purple	20	15	U34RT (2) U31ART (2)	U28RT (1)	W34VT (2) W34RT (2)	W28VT (2) W28RT (2) X28RT (3)	W34VT (2) W34RT (2)	W28VT (2) W28RT (2) X28RT (3)	Y644HSXT (1), PAT644XT-18V (1)	Y644HSXT (1), PAT644XT-18V (1)		
YSR3428LTCKITC	4/0 AWG Code	—			Brown	Purple	20	15	U34RT (2) U31ART (2)	U28RT (1)	W34VT (2) W34RT (2)	W28VT (2) W28RT (2) X28RT (3)	W34VT (2) W34RT (2)	W28VT (2) W28RT (2) X28RT (3)	Y644HSXT (1), PAT644XT-18V (1)	MY29-11 (1), Y644HSXT (1), PAT644XT-18V (1), MRC840 (2)		
YSR3426FXLTCKITC	2/0 AWG Flex-Str.	70 mm ² Str.-Flex			Brown	Black	20	13	U34RT (2) U31ART (2)	U26RT (1)	U34VT (2) U34RT (2)	W26VT (2) W26RT (2) X26RT (2)	W34VT (2)	W26VT (2) W26RT (2) X26RT (2)	Y644HSXT (1), PAT644XT-18V (1)	MY29-11 (1), Y644HSXT (1), PAT644XT-18V (1)		
YSR3425FXLTCKITC †	1/0 AWG Flex or Code	50 mm ²			Brown	Pink	20	12	U34RT (2) U31ART (2)	U25RT (1)	W34VT (2) W34RT (2)	W25VT (2) W25RT (2) X25RT (2)	W34VT (2) W34RT (2)	W25VT (2) W25RT (2) X25RT (2)	Y644HSXT (1), PAT644XT-18V (1)	MY29-11 (1), Y644HSXT (1), PAT644XT-18V (1)		
YSR34FX31LTCKITC	350 kcmil Flex	240 mm ²			350 kcmil Code	185 mm ²	Blue	Red	19 or L80	18	U32RT (2)	U31RT (2)	W32VT (2) W32RT (2)	W31VT (2) W31RT (2)	W32VT (2) W32RT (2)	W31VT (2) W31RT (2)	Y644HSXT (1), PAT644XT-18V (1)	Y644HSXT (1), PAT644XT-18V (1)
YSR34FX29FXLTCKITC					4/0 AWG Flex	120 mm ²	Blue	Yellow	19 or L80	16	U32RT (2)	U29RT (1)	W32VT (2) W32RT (2)	W29VT (2) W29RT (2) X29RT (4)	W32VT (2) W32RT (2)	W29VT (2) W29RT (2) X29RT (4)	Y644HSXT (1), PAT644XT-18V (1)	Y644HSXT (1), PAT644XT-18V (1)

Note 1: All dimensions shown are for reference only.
 Note 2: Non-inspection window versions are available. Please contact customer service.

† Provided with 2 heat shrink tubings. One will overlap the other. Install the smaller first and larger second.
 ** Clear Heatshrink – UL224 VW1 Listed – passes TELCORDIA GR-347-CORE Abrasion and Cut Test.

(Up to 750 kcmil Class B code cable. Contact factory for 750 flex cable applications.)

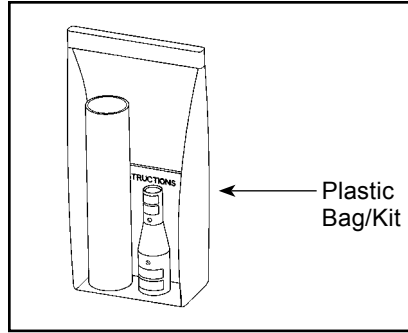
(Installation Tooling Chart continued on next 4 pages)

Blue highlighted items are industry standard and most frequently ordered.

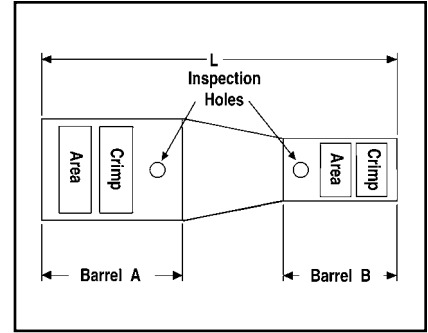
TYPE YSR-TC

INSTALLATION TOOLING CHART (Continued)

In-line Reducer Splice Kits for Telecommunications Applications



Plastic Bag/Kit



C-125

** Clear Heat Shrink Kit Catalog Number	Installation Tooling																	
	Wire Range				Color Code				Die Index		Hydraulic		Hydraulic		Mechanical		Dieless	
	Barrel A		Barrel B		Barrel A	Barrel B	Barrel A	Barrel B	Y750, Y35, Y46, PAT750, BAT750		BCT500HS, Y500CHS		OUR840, MD7-34		Y/PAT644XT-18V Series, MY29-11			
	AWG	mm ²	AWG	mm ²					Barrel A	Barrel B	Barrel A	Barrel B	Barrel A	Barrel B	Barrel A	Barrel B	Barrel A	Barrel B
YSR34FX28FXLTCKITC	350 kcmil Flex	240 mm ²	4/0 AWG Flex or Telco Flex	120 mm ²	Blue	Purple	19 or L80	15	U32RT (2)	U28RT (1)	W32VT (2) W32RT (2)	W28VT (2) W28RT (2) X28RT (3)	W32VT (2) W32RT (2)	W28VT (2) W28RT (2) X28RT (3)	Y644HSXT (1), PAT644XT-18V (1)	Y644HSXT (1), PAT644XT-18V (1)		
YSR34FX28LTCKITC			4/0 AWG Code	—	Blue	Purple	19 or L80	15	U32RT (2)	U28RT (1)	W32VT (2) W32RT (2)	W28VT (2) W28RT (2) X28RT (3)	W32VT (2) W32RT (2)	W28VT (2) W28RT (2) X28RT (3)	Y644HSXT (1), PAT644XT-18V (1)	MY29-11 (1), Y644HSXT (1), PAT644XT-18V (1), MRC840 (2)		
YSR34FX26FXLTCKITC			2/0 AWG Flex or Code	70 mm ² Class 5	Blue	Black	19 or L80	13	U32RT (2)	U26RT (1)	W32VT (2) W32RT (2)	W26VT (2) W26RT (2) X26RT (2)	W32VT (2) W32RT (2)	W26VT (2) W26RT (2) X26RT (2)	Y644HSXT (1), PAT644XT-18V (1)	MY29-11 (1), Y644HSXT (1), PAT644XT-18V (1)		
YSR34FX25FXLTCKITC			1/0 AWG Flex or Code	50 mm ²	Blue	Pink	19 or L80	12	U32RT (2)	U25RT (1) U2CABT (1)	W32VT (2) W32RT (2)	W25VT (2) W25RT (2) X25RT (2)	W32VT (2) W32RT (2)	W25VT (2) W25RT (2) X25RT (2)	Y644HSXT (1), PAT644XT-18V (1)	MY29-11 (1), Y644HSXT (1), PAT644XT-18V (1)		
YSR34FX2CFXLTCKITC			#2 AWG Flex or Code	35 mm ²	Blue	Brown	19 or L80	10	U32RT (2)	U2CRT (1)	W32VT (2) W32RT (2)	W2CVT (1) W2CRT (1) X2CRT (1)	W32VT (2) W32RT (2)	W2CVT (1) W2CRT (1) X2CRT (1)	Y644HSXT (1), PAT644XT-18V (1)	Y1MRTC (2), MY29-11 (1), Y644HSXT (1), PAT644XT-18V (1)		
YSR34FX4CFXLTCKITC †			#4 AWG Flex or Code	—	Blue	Gray	19 or L80	8	U32RT (2)	U4CRT (1)	W32VT (2) W32RT (2)	W4CVT (1) W4CRT (1) X4CRT (1)	W32VT (2) W32RT (2)	W4CVT (1) W4CRT (1) X4CRT (1)	Y644HSXT (1), PAT644XT-18V (1)	Y1MRTC (2), MY29-11 (1), Y644HSXT (1), PAT644XT-18V (1)		
YSR34FX6CFXLTCKITC †			#6 AWG Flex or Code	16 mm ²	Blue	Blue	19 or L80	7	U32RT (2)	U5CRT (1)	W32VT (2) W32RT (2)	W5CVT (1) W5CRT (1) X5CRT (1)	W32VT (2) W32RT (2)	W5CVT (1) W5CRT (1) X5CRT (1)	Y644HSXT (1), PAT644XT-18V (1)	Y1MRTC (2), MY29-11 (1), Y644HSXT (1), PAT644XT-18V (1)		
YSR32FX29FXLTCKITC	300 kcmil Flex	185 mm ² Class 2	4/0 AWG Flex	120 mm ²	Red	Yellow	19 or L80	16	U31RT (2)	U29RT (1)	W31VT (2) W31RT (2)	W29VT (2) W29RT (2) X29RT (4)	W31VT (2) W31RT (2)	W29VT (2) W29RT (2) X29RT (4)	Y644HSXT (1), PAT644XT-18V (1)	Y644HSXT (1), PAT644XT-18V (1)		
YSR32FX28FXLTCKITC			4/0 AWG Flex or Telco Flex	120 mm ²	Red	Purple	19 or L80	15	U31RT (2)	U28RT (1)	W31VT (2) W31RT (2)	W28VT (2) W28RT (2) X28RT (3)	W31VT (2) W31RT (2)	W28VT (2) W28RT (2) X28RT (3)	Y644HSXT (1), PAT644XT-18V (1)	MY29-11 (1), Y644HSXT (1), PAT644XT-18V (1), MRC840 (2)		
YSR3129FXLTCKITC	350 kcmil Code	185 mm ² Class 2	4/0 AWG Flex	120 mm ²	Red	Yellow	18	16	U31RT (2)	U29RT (1)	W31VT (2)	W29RT (2) W31RT (2)	W29VT (2) W31VT (2) X29RT (4)	W29VT (2) W29RT (2) X29RT (4)	Y644HSXT (1), PAT644XT-18V (1)	Y644HSXT (1), PAT644XT-18V (1)		
YSR3128FXLTCKITC			4/0 AWG Flex or Telco Flex	120 mm ²	Red	Purple	18	15	U31RT (2)	U28RT (1)	W31VT (2) W31RT (2)	W28VT (2) W28RT (2) X28RT (3)	W31VT (2) W31RT (2)	W28VT (2) W28RT (2) X28RT (3)	Y644HSXT (1), PAT644XT-18V (1)	Y644HSXT (1), PAT644XT-18V (1)		
YSR3128LTCKITC			4/0 AWG Code	—	Red	Purple	18	15	U31RT (2)	U28RT (1)	W31VT (2) W31RT (2)	W28VT (2) W28RT (2) X28RT (3)	W31VT (2) W31RT (2)	W28VT (2) W28RT (2) X28RT (3)	Y644HSXT (1), PAT644XT-18V (1)	MY29-11 (1), Y644HSXT (1), MRC840 (2), PAT644XT-18V (1)		

Note 1: All dimensions shown are for reference only.
 Note 2: Non-inspection window versions are available. Please contact customer service.

† Provided with 2 heat shrink tubings. One will overlap the other. Install the smaller first and larger second.
 ** Clear Heatshrink – UL224 VW1 Listed – passes TELCORDIA GR-347-CORE Abrasion and Cut Test.

(Up to 750 kcmil Class B code cable. Contact factory for 750 flex cable applications.)

(Installation Tooling Chart continued on next 3 pages)

Blue highlighted items are industry standard and most frequently ordered.

Compression Connections

BURNDY®

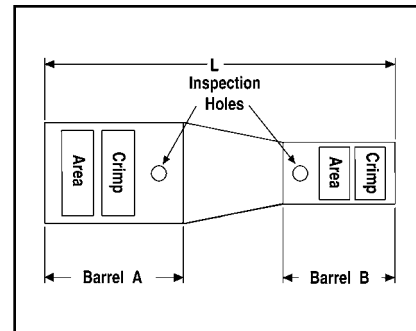
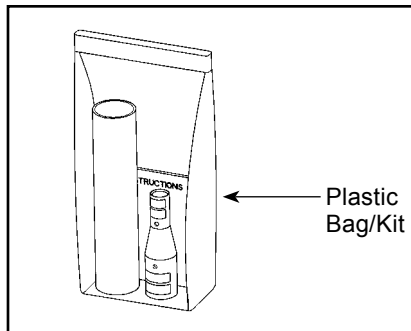
Copper Compression — Reducing Splice Kit — Code and Flex — Inspection Window

TYPE YSR-TC

INSTALLATION TOOLING CHART (Continued)

C-126

In-line Reducer Splice Kits for Telecommunications Applications



** Clear Heat Shrink Kit Catalog Number	Installation Tooling																	
	Wire Range				Color Code				Die Index		Hydraulic Y750, Y35, Y46, PAT750, BAT750		Hydraulic BCT500HS, Y500CTHS		Mechanical OUR840, MD7-34		Dieless Y/PAT644XT-18V Series, MY29-11	
	Barrel A		Barrel B		Barrel A	Barrel B	Barrel A	Barrel B	Barrel A	Barrel B	Barrel A	Barrel B	Barrel A	Barrel B	Barrel A	Barrel B		
	AWG	mm²	AWG	mm²	A	B	A	B	A	B	A	B	A	B	A	B		
YSR3126FXLTCKITC	350 kcmil Code	185 mm² Class 2	2/0 AWG Flex or Code	70 mm² Class 5	Red	Black	18	13	U31RT (2)	U26RT (1)	W31VT (2) W31RT (2)	W26VT (2) W26RT (2) X26RT (2)	W31VT (2)	W28VT (2) W28RT (2) X28RT (3)	Y644HSXT (1), PAT644XT-18V (1)	MY29-11 (1), Y644HSXT (1), PAT644XT-18V (1)		
YSR3125FXLTCKITC			1/0 AWG Flex or Code	50 mm²	Red	Pink	18	12	U31RT (2)	U25RT (1)	W31VT (2) W31RT (2)	W25VT (2) W25RT (2) X25RT (2)	W31VT (2)	W28VT (2) W28RT (2) X28RT (3)	Y644HSXT (1), PAT644XT-18V (1)	MY29-11 (1), Y644HSXT (1), PAT644XT-18V (1)		
YSR312CFXLTCKITC	350 kcmil Code	185 mm² Class 2	#2 AWG Flex or Code	35 mm²	Red	Brown	18	10	U31RT (2)	U2CRT (1)	W31VT (2) W31RT (2)	W2CVT (1) W2CRT (1) X2CRT (1)	W31VT (2)	W26VT (2) W26RT (2) X26RT (2)	Y644HSXT (1), PAT644XT-18V (1)	Y1MRCT (2), MY29-11 (1), Y644HSXT (1), PAT644XT-18V (1)		
YSR314CFXLTCKITC †			#4 AWG Flex or Code	—	Red	Gray	18	8	U31RT (2)	U4CRT (1)	W31VT (2) W31RT (2)	W4CVT (1) W4CRT (1) X4CRT (1)	W31VT (2)	W25VT (2) W25RT (2) X25RT (2)	Y644HSXT (1), PAT644XT-18V (1)	Y1MRCT (2), MY29-11 (1), Y644HSXT (1), PAT644XT-18V (1)		
YSR316CFXLTCKITC †			#6 AWG Flex or Code	16 mm²	Red	Blue	18	7	U31RT (2)	U5CRT (1)	W31VT (2) W31RT (2)	W5CVT (1) W5CRT (1) X5CRT (1)	W31VT (2)	W2CVT (1) W2CRT (1) X2CRT (1)	Y644HSXT (1), PAT644XT-18V (1)	Y1MRCT (1), MY29-11 (1), Y644HSXT (1), PAT644XT-18V (1)		
YSR29FX28LTCKITC	4/0 AWG Flex	120 mm²	4/0 AWG Code	—	Yellow	Purple	16	15	U29RT (1)	U28RT (1)	W29VT (2) W29RT (2) X29RT (4)	W28VT (2) W28RT (2) X28RT (3)	W29VT (2) W29RT (2) X29RT (4)	W4CVT (1) W4CRT (1) X4CRT (1)	Y644HSXT (1), PAT644XT-18V (1)	MY29-11 (1), Y644HSXT (1), PAT644XT-18V (1), MRC840 (2)		
YSR29FX25FXLTCKITC			1/0 AWG Flex or Code	50 mm²	Yellow	Pink	16	12	U29RT (1)	U25RT (1)	W29VT (2) W29RT (2) X29RT (4)	W25VT (2) W25RT (2) X25RT (2)	W29VT (2) W29RT (2) X29RT (4)	W5CVT (1) W5CRT (1) X5CRT (1)	Y644HSXT (1), PAT644XT-18V (1)	MY29-11 (1), Y644HSXT (1), PAT644XT-18V (1)		
YSR29FX2CFXLTCKITC			#2 AWG Flex or Code	35 mm²	Yellow	Brown	16	10	U29RT (1)	U2CRT (1)	W29VT (2) W29RT (2) X29RT (4)	W2CVT (1) W2CRT (1) X2CRT (1)	W29VT (2) W29RT (2) X29RT (4)	W29VT (2) W29RT (2) X29RT (4)	Y644HSXT (1), PAT644XT-18V (1)	Y1MRCT (2), MY29-11 (1), Y644HSXT (1), PAT644XT-18V (1)		
YSR28FX28LTCKITC			4/0 AWG Code	—	Purple	Purple	15	15	U28RT (1)	U28RT (1)	W28VT (2) W28RT (2) X28RT (3)	W28VT (2) W28RT (2) X28RT (3)	W28VT (2) W28RT (2) X28RT (3)	W28VT (2) W28RT (2) X28RT (3)	Y644HSXT (1), PAT644XT-18V (1)	MY29-11 (1), Y644HSXT (1), PAT644XT-18V (1), MRC840 (2)		
YSR28FX26FXLTCKITC	4/0 AWG Flex or Telco Flex	120 mm²	2/0 AWG Flex or Code	70 mm² Class 5	Purple	Black	15	13	U28RT (1)	U26RT (1)	W28VT (2) W28RT (2) X28RT (3)	W26VT (2) W26RT (2) X26RT (2)	W28VT (2) W28RT (2) X28RT (3)	W29VT (2) W29RT (2) X29RT (4)	Y644HSXT (1), PAT644XT-18V (1)	MY29-11 (1), Y644HSXT (1), PAT644XT-18V (1)		
YSR28FX25FXLTCKITC			1/0 AWG Flex or Code	50 mm²	Purple	Pink	15	12	U28RT (1)	U25RT (1)	W28VT (2) W28RT (2) X28RT (3)	W25VT (2) W25RT (2) X25RT (2)	W28VT (2) W28RT (2) X28RT (3)	W28VT (2) W28RT (2) X28RT (3)	Y644HSXT (1), PAT644XT-18V (1)	MY29-11 (1), Y644HSXT (1), PAT644XT-18V (1)		
YSR28FX2CFXLTCKITC			#2 AWG Flex or Code	35 mm²	Purple	Brown	15	10	U28RT (1)	U2CRT (10)	W28VT (2) W28RT (2) X28RT (3)	W2CVT (1) W2CRT (1) X2CRT (1)	W28VT (2) W28RT (2) X28RT (3)	W28VT (2) W28RT (2) X28RT (3)	Y644HSXT (1), PAT644XT-18V (1)	MY29-11 (1), Y644HSXT (1), PAT644XT-18V (1), Y1MRCT (2)		

Note 1: All dimensions shown are for reference only.
 Note 2: Non-inspection window versions are available. Please contact customer service.

† Provided with 2 heat shrink tubings. One will overlap the other. Install the smaller first and larger second.
 ** Clear Heatshrink – UL224 VW1 Listed – passes TELCORDIA GR-347-CORE Abrasion and Cut Test.

(Up to 750 kcmil Class B code cable. Contact factory for 750 flex cable applications.)

(Installation Tooling Chart continued on next 2 pages)

Blue highlighted items are industry standard and most frequently ordered.

US: 1-800-346-4175

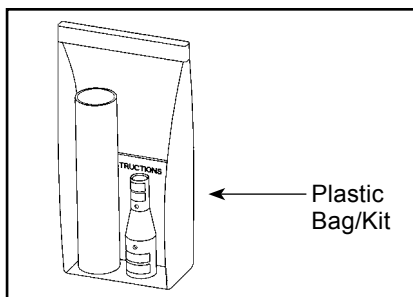
www.burndy.com

Canada: 1-800-387-6487

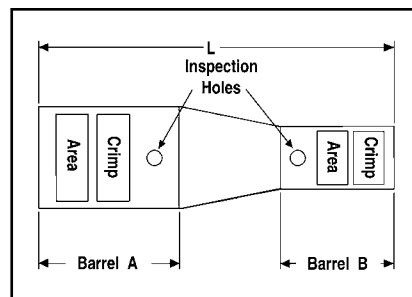
TYPE YSR-TC

INSTALLATION TOOLING CHART (Continued)

In-line Reducer Splice Kits for Telecommunications Applications



Plastic Bag/Kit



C-127

** Clear Heat Shrink Kit Catalog Number	Wire Range		Installation Tooling													
			Color Code		Die Index		Hydraulic Y750, Y35, Y46, PAT750, BAT750		Hydraulic BCT500HS, Y500CTHS		Mechanical OUR840, MD7-34		Dieless Y/PAT644XT-18V Series, MY29-11			
	Barrel A	Barrel B	Barrel A	Barrel B	Barrel A	Barrel B	Barrel A	Barrel B	Barrel A	Barrel B	Barrel A	Barrel B	Barrel A	Barrel B		
	AWG	mm ²	AWG	mm ²	A	B	A	B	A	B	A	B	A	B	A	B
YSR28FX4CFXLTKITC †	4/0 AWG Flex or Telco Flex	120 mm ²	#4 AWG Flex or Code	—	Purple	Gray	15	8	U28RT (1)	U4CRT (1)	W28VT (2) W28RT (2) X28RT (3)	W4CVT (1) W4CRT (1) X4CRT (1)	W28VT (2) W28RT (2) X28RT (3)	W4CVT (1) W4CRT (1) X4CRT (1)	Y644HSXT (1), PAT644XT-18V (1)	Y1MRTC (2), MY29-11 (1), Y644HSXT (1), PAT644XT-18V (1)
YSR2825FXLTKITC	4/0 AWG Code	—	1/0 AWG Flex or Code	50 mm ²	Purple	Pink	15	12	U28RT (1)	U25RT (1)	W28VT (2) W28RT (2) X28RT (3)	W25VT (2) W25RT (2) X25RT (2)	W28VT (2) W28RT (2) X28RT (3)	W25VT (2) W25RT (2) X25RT (2)	MY29-11 (1), Y644HSXT (1), PAT644XT-18V (1)	MRC840 (2) MY29-11 (1), Y644HSXT (1), PAT644XT-18V (1)
YSR282CFXLTKITC			#2 AWG Flex or Code	35 mm ²	Purple	Brown	15	10	U28RT (1)	U2CRT (1)	W28VT (2) W28RT (2) X28RT (3)	W2CVT (1) W2CRT (1) X2CRT (1)	W28VT (2) W28RT (2) X28RT (3)	W2CVT (1) W2CRT (1) X2CRT (1)	MY29-11 (1), Y644HSXT (1), PAT644XT-18V (1), MRC840 (2)	Y1MRTC (2), MY29-11 (1), Y644HSXT (1), PAT644XT-18V (1)
YSR284CFXLTKITC †			#4 AWG Flex or Code	—	Purple	Gray	15	8	U28RT (1)	U4CRT (1)	W28VT (2) W28RT (2) X28RT (3)	W4CVT (1) W4CRT (1) X4CRT (1)	W28VT (2) W28RT (2) X28RT (3)	W4CVT (1) W4CRT (1) X4CRT (1)	MY29-11 (1), Y644HSXT (1), PAT644XT-18V (1), MRC840 (2)	Y1MRTC (2), MY29-11 (1), Y644HSXT (1), PAT644XT-18V (1)
YSR286CFXLTKITC †			#6 AWG Flex or Code	16 mm ²	Purple	Blue	15	7	U28RT (1)	U5CRT (1)	W28VT (2) W28RT (2) X28RT (3)	W5CVT (1) W5CRT (1) X5CRT (1)	W28VT (2) W28RT (2) X28RT (3)	W5CVT (1) W5CRT (1) X5CRT (1)	MY29-11 (1), Y644HSXT (1), PAT644XT-18V (1), MRC840 (2)	Y1MRTC (1), MY29-11 (1), Y644HSXT (1), PAT644XT-18V (1)
YSR26FX25FXLTKITC	2/0 AWG Flex or Code	70 mm ²	1/0 AWG Flex or Code	50 mm ²	Black	Pink	13	12	U26RT (1)	U25RT (1)	W26VT (2) W26RT (2) X26RT (2)	W25VT (2) W25RT (2) X25RT (2)	W26VT (2) W26RT (2) X26RT (2)	W25VT (2) W25RT (2) X25RT (2)	MY29-11 (1), Y644HSXT (1), PAT644XT-18V (1)	MY29-11 (1), Y644HSXT (1), PAT644XT-18V (1)
YSR26FX2CFXLTKITC			#2 AWG Flex or Code	35 mm ²	Black	Brown	13	10	U26RT (1)	U2CRT (1)	W26VT (2) W26RT (2) X26RT (2)	W2CVT (1) W2CRT (1) X2CRT (1)	W26VT (2) W26RT (2) X26RT (2)	W2CVT (1) W2CRT (1) X2CRT (1)	MY29-11 (1), Y644HSXT (1), PAT644XT-18V (1)	Y1MRTC (2), MY29-11 (1), Y644HSXT (1), PAT644XT-18V (1)
YSR26FX4CFXLTKITC †			#4 AWG Flex or Code	—	Black	Gray	13	8	U26RT (1)	U4CRT (1)	W26VT (2) W26RT (2) X26RT (2)	W4CVT (1) W4CRT (1) X4CRT (1)	W26VT (2) W26RT (2) X26RT (2)	W4CVT (1) W4CRT (1) X4CRT (1)	MY29-11 (1), Y644HSXT (1), PAT644XT-18V (1)	Y1MRTC (2), MY29-11 (1), Y644HSXT (1), PAT644XT-18V (1)
YSR26FX6CFXLTKITC †			#6 AWG Flex or Code	16 mm ²	Black	Blue	13	7	U26RT (1)	U5CRT (1)	W26VT (2) W26RT (2) X26RT (2)	W5CVT (1) W5CRT (1) X5CRT (1)	W26VT (2) W26RT (2) X26RT (2)	W5CVT (1) W5CRT (1) X5CRT (1)	MY29-11 (1), Y644HSXT (1), PAT644XT-18V (1)	Y1MRTC (1), MY29-11 (1), Y644HSXT (1), PAT644XT-18V (1)
YSR25FX2CFXLTKITC	1/0 AWG Flex or Code	50 mm ²	#2 AWG Flex or Code	35 mm ²	Pink	Brown	12	10	U25RT (1)	U2CRT (1)	W25VT (2) W25RT (2) X25RT (2)	W2CVT (1) W2CRT (1) X2CRT (1)	W25VT (2) W25RT (2) X25RT (2)	W2CVT (1) W2CRT (1) X2CRT (1)	MY29-11 (1), Y644HSXT (1), PAT644XT-18V (1)	Y1MRTC (2), MY29-11 (1), Y644HSXT (1), PAT644XT-18V (1)
YSR25FX4CFXLTKITC †			#4 AWG Flex or Code	—	Pink	Gray	12	8	U25RT (1)	U4CRT (1)	W25VT (2) W25RT (2) X25RT (2)	W4CVT (1) W4CRT (1) X4CRT (1)	W25VT (2) W25RT (2) X25RT (2)	W4CVT (1) W4CRT (1) X4CRT (1)	MY29-11 (1), Y644HSXT (1), PAT644XT-18V (1)	Y1MRTC (1), MY29-11 (1), Y644HSXT (1), PAT644XT-18V (1)
YSR25FX6CFXLTKITC †			#6 AWG Flex or Code	16 mm ²	Pink	Blue	12	7	U25RT (1)	U5CRT (1)	W25VT (2) W25RT (2) X25RT (2)	W5CVT (1) W5CRT (1) X5CRT (1)	W25VT (2) W25RT (2) X25RT (2)	W5CVT (1) W5CRT (1) X5CRT (1)	MY29-11 (1), Y644HSXT (1), PAT644XT-18V (1)	Y1MRTC (1), MY29-11 (1), Y644HSXT (1), PAT644XT-18V (1)
YSR25FX8CFXLTKITC			#8 AWG Flex or Code, #6 Sol	10 mm ²	Pink	Red	12	49	U25RT (1)	U8CRT (1)	W25VT (2) W25RT (2) X25RT (2)	W8CVT (1) W8CRT (1) X8CRT (1)	W25VT (2) W25RT (2) X25RT (2)	W8CVT (1) W8CRT (1) X8CRT (1)	MY29-11 (1), Y644HSXT (1), PAT644XT-18V (1)	Y8MRB-1 (1), Y1MRTC (1), MY29-3 (1), MY29-11 (1)

Note 1: All dimensions shown are for reference only.
 Note 2: Non-inspection window versions are available. Please contact customer service.

† Provided with 2 heat shrink tubings. One will overlap the other. Install the smaller first and larger second.
 ** Clear Heatshrink – UL224 VW1 Listed – passes TELCORDIA GR-347-CORE Abrasion and Cut Test.

(Up to 750 kcmil Class B code cable. Contact factory for 750 flex cable applications.)

(Installation Tooling Chart continued on next page)

Blue highlighted items are industry standard and most frequently ordered.

Compression Connections

BURNDY®

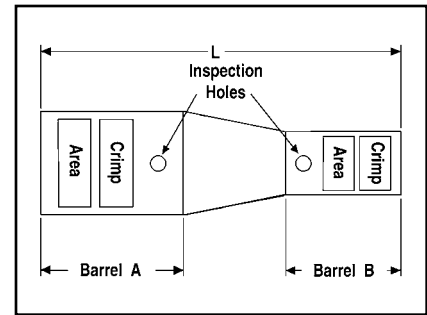
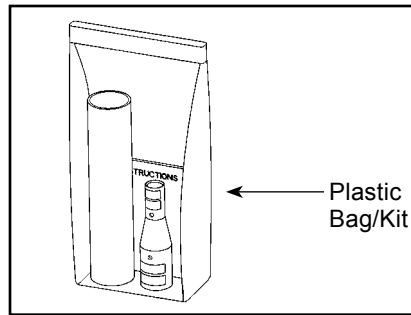
Copper Compression — Reducing Splice Kit — Code and Flex — Inspection Window

TYPE YSR-TC

INSTALLATION TOOLING CHART (Continued)

C-128

In-line Reducer Splice Kits for Telecommunications Applications



** Clear Heat Shrink Kit Catalog Number	Installation Tooling																	
	Wire Range				Color Code				Die Index		Hydraulic		Hydraulic		Mechanical		Dieless	
	Barrel A		Barrel B		Barrel A	Barrel B	Barrel A	Barrel B	Y750, Y35, Y46, PAT750, BAT750		BCT500HS, Y500CTHS		OUR840, MD7-34		Y/PAT644XT-18V Series, MY29-11			
	AWG	mm ²	AWG	mm ²					Barrel A	Barrel B	Barrel A	Barrel B	Barrel A	Barrel B	Barrel A	Barrel B		
YSR2CFX4CFXLTCKITC	#2 AWG Flex or Code	35 mm ²	#4 AWG Flex or Code	—	Brown	Gray	10	8	U2CRT (1)	U4CRT (1)	W2CVT (1) W2CRT (1) X2CRT (1)	W4CVT (1) W4CRT (1) X4CRT (1)	W2CVT (1) W2CRT (1) X2CRT (1)	W4CVT (1) W4CRT (1) X4CRT (1)	Y1MRTC (2), MY29-11 (1), Y644HSXT (1), PAT644XT-18V (1)	Y1MRTC (2), MY29-11 (1), Y644HSXT (1), PAT644XT-18V (1)		
YSR2CFX6CFXLTCKITC			#6 AWG Flex or Code	16 mm ²	Brown	Blue	10	7	U2CRT (1)	U5CRT (1)	W2CVT (1) W2CRT (1) X2CRT (1)	W5CVT (1) W5CRT (1) X5CRT (1)	W2CVT (1) W2CRT (1) X2CRT (1)	W5CVT (1) W5CRT (1) X5CRT (1)	Y1MRTC (2), MY29-11 (1), Y644HSXT (1), PAT644XT-18V (1)	Y1MRTC (1), MY29-11 (1), Y644HSXT (1), PAT644XT-18V (1)		
YSR2CFX8CFXLTCKITC			#8 AWG Flex or Code	10 mm ²	Brown	Red	10	49	U2CRT (1)	U8CRT (1)	W2CVT (1) W2CRT (1) X2CRT (1)	W8CVT (1) W8CRT (1) X8CRT (1)	W2CVT (1) W2CRT (1) X2CRT (1)	W8CVT (1) W8CRT (1) X8CRT (1)	Y1MRTC (2), MY29-11 (1), Y644HSXT (1), PAT644XT-18V (1)	Y8MRB-1 (1), Y1MRTC (1), MY29-3 (1), MY29-11 (1)		
YSR4CFX6CFXLTCKITC	#4 AWG Flex or Code	—	#6 AWG Flex or Code	16 mm ²	Gray	Blue	8	7	U4CRT (1)	U5CRT (1)	W4CVT (1) W4CRT (1) X4CRT (1)	W5CVT (1) W5CRT (1) X5CRT (1)	W4CVT (1) W4CRT (1) X4CRT (1)	W5CVT (1) W5CRT (1) X5CRT (1)	Y1MRTC (2), MY29-11 (1), Y644HSXT (1), PAT644XT-18V (1)	Y1MRTC (1), MY29-11 (1), Y644HSXT (1), PAT644XT-18V (1)		
YSR4CFX8CFXLTCKITC			#8 AWG Flex or Code	10 mm ²	Gray	Red	8	49	U4CRT (1)	U8CRT (1)	W4CVT (1) W4CRT (1) X4CRT (1)	W8CVT (1) W8CRT (1) X8CRT (1)	W4CVT (1) W4CRT (1) X4CRT (1)	W8CVT (1) W8CRT (1) X8CRT (1)	Y1MRTC (2), MY29-11 (1), Y644HSXT (1), PAT644XT-18V (1)	Y8MRB-1 (1), Y1MRTC (1), MY29-3 (1), MY29-11 (1)		
YSR4CFX10CLTCKITC			#10 AWG Flex or Code	6 mm ² Str. or 2.5 mm ² Flex	Gray	—	8	—	U4CRT (1)	—	W4CVT (1) W4CRT (1) X4CRT (1)	—	W4CVT (1) W4CRT (1) X4CRT (1)	—	Y1MRTC (2), MY29-11 (1), Y644HSXT (1), PAT644XT-18V (1)	Y8MRB-1 (2), MR8G98 (2), Y10D (2)		
YSR6CFX8CFXLTCKITC	#6 AWG Flex or Code	16 mm ²	#8 AWG Flex or Code	10 mm ²	Blue	Red	7	49	U5CRT (1)	U8CRT (1)	W5CVT (1) W5CRT (1) X5CRT (1)	W8CVT (1) W8CRT (1) X8CRT (1)	W5CVT (1) W5CRT (1) X5CRT (1)	W8CVT (1) W8CRT (1) X8CRT (1)	Y1MRTC (1), MY29-11 (1), Y644HSXT (1), PAT644XT-18V (1)	Y8MRB-1 (1), Y1MRTC (1), MY29-3 (1), MY29-11 (1)		
YSR6CFX10CLTCKITC			#10 AWG Flex or Code	6 mm ² Str. or 2.5 mm ² Flex	Blue	—	7	—	U5CRT (1)	—	W5CVT (1) W5CRT (1) X5CRT (1)	—	W5CVT (1) W5CRT (1) X5CRT (1)	—	Y1MRTC (1), MY29-11 (1), Y644HSXT (1), PAT644XT-18V (1)	Y8MRB-1 (2), MR8G98 (2), Y10D (2)		
YSR6CFX14CLTCKITC			#14 AWG Flex - Str. #12-10 Sol	6 mm ² Str. or 2.5 mm ² Flex	Blue	—	7	—	U5CRT (1)	—	W5CVT (1) W5CRT (1) X5CRT (1)	—	W5CVT (1) W5CRT (1) X5CRT (1)	—	Y1MRTC (1), MY29-11 (1), Y644HSXT (1), PAT644XT-18V (1)	Y8MRB-1 (2), MR8G98 (2), Y10D (2)		
YSR8CFX10CLTCKITC	#8 AWG Flex or Code	10 mm ²	#10 AWG Flex or Code	6 mm ² Str. or 2.5 mm ² Flex	Red	—	49	—	U8CRT (1)	—	W8CVT (1) W8CRT (1) X8CRT (1)	—	W8CVT (1) W8CRT (1) X8CRT (1)	—	Y8MRB-1 (1), Y1MRTC (1), MY29-3 (1), MY29-11 (1)	Y8MRB-1 (2), MR8G98 (2), Y10D (2)		
YSR8CFX14CLTCKITC			#14 AWG Flex or Code	6 mm ² Str. or 2.5 mm ² Flex	Red	—	49	—	U8CRT (1)	—	W8CVT (1) W8CRT (1) X8CRT (1)	—	W8CVT (1) W8CRT (1) X8CRT (1)	—	Y8MRB-1 (1), Y1MRTC (1), MY29-3 (1), MY29-11 (1)	Y8MRB-1 (2), MR8G98 (2), Y10D (2)		
YSR10CFX12CLTCKITC	#10 AWG Flex or Code	6 mm ² Str. or 2.5 mm ² Flex	#12 AWG Flex or Code	6 mm ² Str. or 2.5 mm ² Flex	—	—	—	—	—	—	—	—	—	—	Y8MRB-1 (2), MR8G98 (2), Y10D (2)	Y8MRB-1 (2), MR8G98 (2), Y10D (2)		
YSR10CFX14CLTCKITC			#14 AWG Flex or Code	6 mm ² Str. or 2.5 mm ² Flex	—	—	—	—	—	—	—	—	—	—	—	Y8MRB-1 (2), MR8G98 (2), Y10D (2)	Y8MRB-1 (2), MR8G98 (2), Y10D (2)	

Note 1: All dimensions shown are for reference only.
 Note 2: Non-inspection window versions are available. Please contact customer service.

† Provided with 2 heat shrink tubings. One will overlap the other. Install the smaller first and larger second.

** Clear Heatshrink – UL224 VW1 Listed – passes TELCORDIA GR-347-CORE Abrasion and Cut Test.(Up to 750 kcmil Class B code cable. Contact factory for 750 flex cable applications.)

Blue highlighted items are industry standard and most frequently ordered.

US: 1-800-346-4175

www.burndy.com

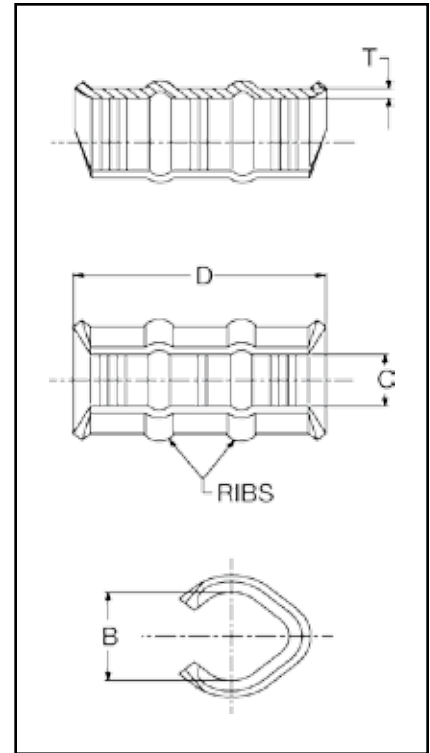

Canada: 1-800-387-6487

TYPE YC-L

THIN-WALL COPPER C-TAP

UL Listed to 600 Volts

Type YC-L is a thin-wall high conductivity copper connector for making copper tap and parallel connections from #14 to 3/0 AWG.



Features & Benefits

- Manufactured from high conductivity wrought copper
 - ◇ Provides low resistance and excellent electrical conductivity
- Range-taking connector
 - ◇ Lowers inventory requirements
- Reinforced ribs
 - ◇ Provides maximum pull-out values
- Compact size
 - ◇ Easy to tape and insulate connection
- Economical
 - ◇ Provides low installed cost

C-129

Catalog Number	Accommodates		No. of Ribs	Dimensions				Color Code	Installation Tooling						Wire Strip Length
									Mechanical			Hydraulic			
									Y1MRTC	MD6, 0UR840 & MD7-34R Die No. (# crimps)	Die ▲ Index Embossment	BCT500, Y500CT, BAT500 (# crimps)	Y35, Y39, Y750, Y45, Y46* (# of crimps)	Die ▲ Index Embossment	
YC8L12	10 8	10 12	0	0.25	0.21	0.6	0.07	Blue	Blue (1)	W5CVT (1)	7	—	—	—	5/8"
YC6L12	8 6	10-8 12-10	0	0.33	0.25	0.6	0.07	Gray	Gray (2)	W4CVT (1)	8	—	—	—	5/8"
YC4L12**	6 5,4	8-6 12-8	1	0.39	0.28	1.18	0.07	Brown	Brown (2)	W2CVT (2)	10	WC4 (1)	UC4 (1)	10M	1-3/16"
YC3L12	5,4 3	6-5 12-6	1	0.46	0.27	1.18	0.08	Green	—	W1CVT (2)	11	—	—	—	1-3/16"
YC2L12**	4 3 2	4 5 12-6	1	0.5	0.36	1.18	0.08	Pink	—	W25VT (2)	12	WC2 (1)	UC2 (1)	12M	1-3/16"
YC1L12**	3 2 1	4-3 5-4 12-5	2	0.55	0.34	1.75	0.08	Black	—	W26VT (3)	13	WC1 (2)	UC1 (1)	13M	1-13/16"
YC25L12**	2 Str. 2 Sol. 1 Str. 1 Sol.	2 Str. 2 Sol. 3 Str. 3 Sol. 4 Str. 4 Sol. 3 Str. 3 Sol.	2	0.62	0.42	1.75	0.09	Orange	—	W27VT (3)	14	WC25 (2)	UC25 (1)	14M	1-13/16"
YC26L12	1 1/0 2/0	2-1 3-2 12-3	2	0.69	0.43	1.75	0.09	Purple	—	W28VT (3)	15	—	UC26 (1)	15	1-13/16"
YC27L12	1/0 2/0 3/0	1-1/0 2-1 12-2	2	0.81	0.48	1.75	0.09	Yellow	—	W29VT (3)	16	—	—	—	1-13/16"

▲ See tooling section of this catalog for complete tool and die listings.

* Use PUADP-1 adapter with U dies in Y46 HYPRESS™ For Tin plating add TN suffix (example = YC10L12TN)

Note: All dimensions shown are for reference only.

** Also Listed for Grounding and Bonding (Cannot use Y1MRTC tool for this feature)

Blue highlighted items are industry standard and most frequently ordered.

Compression Connections

Copper Compression — C-Tap

BURNDY®

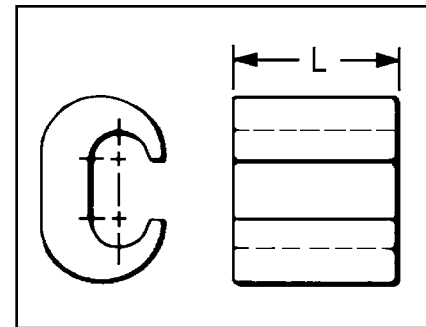

TYPE YC-C

COPPER CRIMPIT™

C-130

UL Listed 90° C,
600 Volts to 35 kV ♦

Type YC-C copper CRIMPIT™ connector is a range-taking C shape compression connector for making tap or parallel copper connections from #12 sol. to 4/0 strand conductor.



Features & Benefits

- Range-taking conductor
 - ◊ Lowers inventory requirements
- Compact size
 - ◊ Easy to tape and insulate connection
- Manufactured from high conductivity wrought copper
 - ◊ Provides low resistance and excellent electrical conductivity
- Economical
 - ◊ Provides low installed cost

Copperweld-Copper Conductors

- 8A - Use CRIMPITS™ accommodating 6 str. Copper
- 6A - Use CRIMPITS™ accommodating 4 Str. Copper
- 4A - Use CRIMPITS™ accommodating 2 Str. Copper
- 2A - Use CRIMPITS™ accommodating 1/0 and 2/0 Copper



Catalog Number	Run	Tap	L	▲ Die Index	Tools, Die Set, Catalog Number and (±No. of Crimps) ▲			CRIMPIT™ for 1 Str. Copper	
					MD6	OUR840	Y35, Y750, Y45, Y46*	Run	Tap
YC10C10 †	12 Sol.-10 Str.	12 Sol.-10 Str.	3/8"	238	W238 (1)	W238 (1)	U238 (1)	—	—
YC8C8	8 Sol.-8 Str.	10 Sol.- 8 Str.	1/2"	162	W162 (2)	W162 (2)	U162** (1)	—	—
YC4C8	6 Sol.-4 Str.	8 Sol.- 8 Str.	5/8"	BG or 5/8	BG (2) W-BG** (1)	XBG (2) XNBG (2)	U-BG (1)	—	—
YC4C6		6 Sol.- 6 Str.							
YC4C4		4 sol.- 4 Str.							
YC2C4	2 Sol.-2 Str.	8 Sol.- 4 Str.	3/4"	C	W-C (2)	—	U-C (1)	1 Str.	6.8 Str., 8 Sol.
YC2C2		2 Sol.- 2 Str.						—	—
YC26C2	1/0 Sol.-2/0 Str.	8 Sol.- 2 Str.	11/12"	E or O	—	—	U-E (3) U-O (1)	1 Str.	1 or 2 Str.
YC26C26		1/0 Sol.- 2/0 Str.						—	—
YC28C2	3/0 Sol.-4/0 Str.	6 Sol.- 2 Str.	1-1/6"	F or D3	—	—	U-F (3) U-D3** (1)	—	—
YC28C26		1/0 Sol.- 2/0 Str.							
YC28C28		3/0.- 4/0 Str.							

† Not UL Listed.

‡ Number of Crimps.

▲ See tooling section of this catalog for complete tool and die listings.

* Use PUADP-1 adapter when using U dies in the Y46 HYPRESS™.

** Multiple crimp die set. Makes more than one crimp per tool compression. Figure () indicates number of compressions.

♦ For applications greater than 2000 Volts consult cable manufacturer for voltage stress relief instructions.

Note: All dimensions shown are for reference only.

Blue highlighted items are industry standard and most frequently ordered.

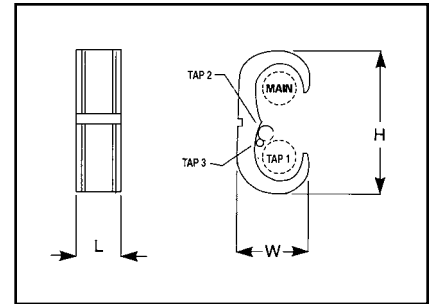
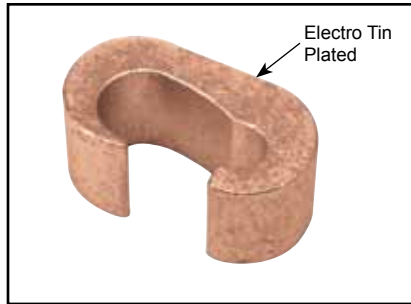
US: 1-800-346-4175

www.burndy.com

Canada: 1-800-387-6487

TYPE YCHC

C-TAP COPPER CRIMPIT™



C-131

Features & Benefits

- Wide range of run/tap combinations including Class B code I and locomotive flexible conductor combinations. All (B/B, B/I, I/I) combinations are recommended
 - ◇ Each connector accommodates many cable combinations, allowing maximum flexibility for the design and installation of a system
- Color-coded on the connector that matches the die
 - ◇ Provides matched system for fast and easy installation
- Each connector has a recommended insulating cover available. Flame retardant type CF-FR covers meet oxygen index 28 and UL94 V-O requirements
 - ◇ A complete insulated UL Listed installation is provided
- Die index embossed on connector after completion of crimp
 - ◇ Permanent inspectability of installed connector is insure consistently reliable and dependable connections

BURNDY Catalog Number	Flame Retardant Cover		Conductor Sizes Code/(Flex) Cable				▲ Tooling († No. of Crimps)						▲ Die Index & Embossment	H	W	L	Strip Length	
	Clear Cat. No.	Black Cat. No. ‡	Main	Tap 1	Tap 2	Tap 3	Y35	†	Y750	†	Y46*	†						Color Code
YCHC44TC44	CCFR-FR	CFR-FR	1000-750 (750-500)	1000-750 (750-500)	—	—	—	—	—	—	P1102	1	White	1102	3.59	1.73	1.16	1-1/4"
YCHC39TC39	CCFR-FR	CFR-FR		750-350 (550-350)	—	—	—	—	—	—	P1103	1	Blue	1103	3.12	1.53	1.06	1-1/8"
YCHC39TC31	CCFR-FR	CFR-FR	750-500 (550-500)	350-2 (250-2)	2-6 Str./Sol. (2-8)	8-14 (8-14)	—	—	—	—	P1103	1	Blue	1103	2.96	1.53	1.31	1-3/8"
YCHC39TC2	CCFR-FR	CFR-FR		2-6 Str./Sol. (2-8)	8-14 (8-14)	—	—	—	—	—	P1103	1	Blue	1103	2.66	1.53	1.31	1-3/8"
YCHC34TC34	CCFN-FR	CFN-FR		500-4/0 (350-4/0)	—	—	—	—	U1104	2	U1104	1	Brown	1104	2.97	1.38	1.00	1-1/4"
YCHC34TC29	CCFN-FR	CFN-FR	500-4/0 (350-4/0)	250-2 (4/0-2)	2-6 Str./Sol. (2-8)	—	—	—	U1104	2	U1104	1	Brown	1104	2.45	1.26	0.88	1"
YCHC34TC2	CCFN-FR	CFN-FR		2-6 Str./Sol. (2-8)	8-14 (8-14)	—	—	—	U1104	2	U1104	1	Brown	1104	2.45	1.26	0.94	1"
YCHC29TC29	CCFDXFR	CFD-FR		250-2 (4/0-2)	—	—	—	—	U997	1	U997	1	Orange	997	2.12	0.98	0.94	1"
YCHC29TC2	CCFD-FR	CFD-FR	250-2 (4/0-2)	2-6 Str./Sol. (2-8)	8-14 (8-14)	—	—	—	U251	1	U251	1	Red	251	1.78	0.97	0.81	1"
YCHC2TC2	CCFO-FR	CFO-FR	2-6 Str./Sol. (2-8)	2-6 Str./Sol. (2-8)	8-14 (8-14)	—	U-C	1	U-C	1	U-C	1	Brown	C	1.22	0.60	0.81	1"
YCHC8TC8	◆	◆	8-12 (8-12)	8-12 (8-12)	—	—	U-240	1	U-240	1	U-240	1	Red	240	0.53	0.35	0.56	5/8"

Note: To properly use tap 2 and/or tap 3 conductors in YCHC connector a conductor from the tap 1 cable range must be included in the tap 1 groove.

‡ To obtain covers made of polyethylene remove suffix-FR (example: CFO). CFO is not flame retardant.
 * Use PUADP-1 adaptor with U dies in Y46.
 ▲ See tooling section of Master Catalog for complete tool and die listings.

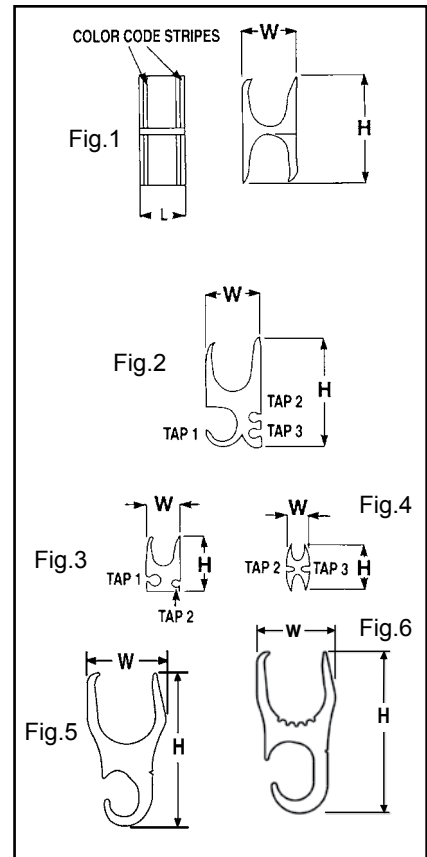
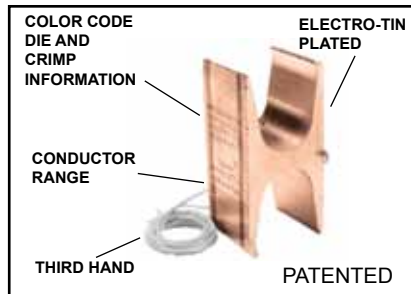
◆ For applications requiring flame retardant cover, use either a CCFBG-FR (Clear) or CFBG-FR (Black) cover and YH2C2C connector by ordering YH8C8CWCC (Clear) or YH8C8CWC (Black).

Note: All dimensions shown are for reference only.

Blue highlighted items are industry standard and most frequently ordered.

TYPE YH

H-TAP COPPER CRIMPIT™



Features & Benefits

- Accommodates a wide range of run/tap copper cable combinations including both flexible and code combinations. All (B/B, B/I, I/B, I/I) combinations acceptable
 - Each connector has many copper cable combination applications allowing maximum flexibility for the design and installation of a system
- Tap grooves function independently of each other. Use of one tap is required. Balance may be used or left empty
 - Provides maximum design and installation flexibility
- Color code on the connector matches installation die
 - Provides matched system for fast and easy installation
- Die index embossed on connector after completion of crimp
 - Permanent inspectibility of installed connectors to insure consistently reliable and dependable connections
- Recommended flame retardant type CF-FR insulating covers meet oxygen index 28 and UL94 V-O requirements
 - A complete insulated UL Listed installation is provided
- "Third Hand" constrains conductors while installer completes crimp, included with each connector
 - Simplifies installation, reducing installed cost

TABLE 1 CODE CONDUCTOR AND METRIC EQUIVALENT

H-Tap Connector	Kit Catalog Number		Fig. No.	Conductor Sizes Code/(Flex Cable)				Metric Conductor Sizes (mm ²)			
	Flame Retardant Cover			Main	Tap 1	Tap 2	Tap 3	Main	Tap 1	Tap 2	Tap 3
	Clear	Black ‡									
YH4444	YH4444WCC	YH4444WC	1	1000-750	1000-750	—	—	500-400	500-400	—	—
YH4434*	YH4434WCC*	YH4434WC	6	1000-750 (750-500) (750)	1000-750 (750-500) (750)	—	—	1000-750 (777-500) (777-750)	500-350 (350 FX)	—	—
YH4429	YH4429WCC	YH4429WC	5	1000-750 (777-500)	250-2 (4/0-2)	—	—	500-400	150-35	—	—
YH3939	YH3939WCC	YH3939WC	1	750-500 (550-500)	750-350 (550-313)	—	—	300-300	300-185	—	—
YH3931	YH3931WCC	YH3931WC	2	750-350 (550-500)	4/0-1/0 (250-1/0)	1-6 Str/Sol (1-8)	2-14 (2-14)	300-185	95-70	35-16	35-2.5
YH3434	YH3434WCC	YH3434WC	1	500-250 (350-4/0)	500-4/0 (350-4/0)	—	—	240-150	240-120	—	—
YH3429	YH3429WCC	YH3429WC	2	500-4/0 (350-4/0)	250/1/0 (4/0-1/0)	1-6 Str/Sol (1-8)	8-14 (8-14)	240-120	120-70	35-16	6-2.5
YH2929	YH2929WCC	YH2929WC	1	250-2 (4/0-2)	250-2 (4/0-2)	—	—	120-35	120-35	—	—
YH292C	YH292CWCC	YH292CWC	3	250-2 (4/0-2)	2-6 Str/Sol (2-8)	8-14	—	120-35	35-16	6-2.5	—
YH298C	YH298CWCC	YH298CWC	3	250-2 (4/0-2)	8-14	8-14	—	120-35	6-2.5	6-2.5	—
YH2C2C	YH2C2CWCC	YH2C2CWC	4	2-6 Str/Sol (2-8)	2-6 Str/Sol (2-8)	8-14	8-14	35-16	35-16	6-2.5	6-2.5
YH6C6C	YH6C6CWCC	YH6C6CWC	1	6-10 (6-10)	6-14 (6-14)	—	—	10-6	10-2.5	—	—
YH8C8C	YH8C8CWCC	YH8C8CWC	4	8-14 (8-14)	8-14 (8-14)	—	—	6-2.5	6-2.5	—	—

* Use PUADP-1 adaptor with U dies in Y46.

▲ See tooling section of this catalog for complete tool and die listings.

* Not CSA Approved.

Note: All H-Taps ROHS compliant.

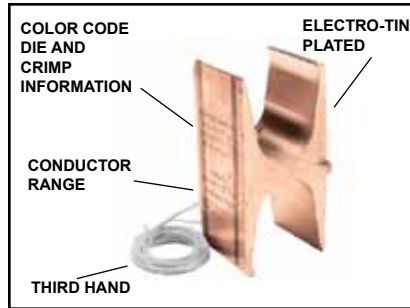
Note: All dimensions shown are for reference only.

Blue highlighted items are industry standard and most frequently ordered.

TYPE YH

H-TAP COPPER CRIMPIT™

(Continued)



C-133

TABLE 2 FLEX AND METRIC CONDUCTOR RANGES

Catalog Number		Maximum Conductor in Range	Maximum Metric Dimensions	Diameter mm	Minimum Conductor in Range	Minimum Metric Dimensions	Diameter mm
		Flex Conductor (AWG/kcmil)	mm ²		Flex Conductor (AWG/kcmil)	mm ²	
YH4444	Main	777	393	28	500	253	24
	Tap 1	777	393	28	500	253	24
	Main	777	393	28	750	380	31
YH4434*	Tap 1	—	—	—	350	177	20
YH4429	Main	777	393	28	500	253	24
	Tap 1	4/0	107	15.5	2	33.6	8
YH3939	Main	550	278	25	500	253	24
	Tap 1	550	278	25	350	177	20
YH3931	Main	550	278	25	500	253	24
	Tap1	250	126	17	1/0	53.5	11
	Tap 2	1	42	9	8	8	4
	Tap 3	2	33.6	8	14	2	2
YH3434	Main	350	177	20	4/0	107	15.5
	Tap 1	350	177	20	4/0	107	15.5
YH3429	Main	350	177	20	4/0	107	15.5
	Tap 1	4/0	107	15.5	1/0	53	11
	Tap 2	1	42	9	8	8	4
	Tap 3	8	8	4	14	2	2
YH2929	Main	4/0	107	15.5	2	33.6	8
	Tap 1	4/0	107	15.5	2	33.6	8
YH292C	Main	4/0	107	15.5	2	33.6	8
	Tap1	2	33.6	8	8	8	4
	Tap 2	8	8	4	14	2	2
YH298C	Main	4/0	107	15.5	2	33.6	8
	Tap1	8	8	4	14	2	2
	Tap 2	8	8	4	14	2	2
YH2C2C	Main	2	33.6	8	8	8	4
	Tap 1	2	33.6	8	8	8	4
	Tap 2	8	8	4	14	2	2
	Tap 3	8	8	4	14	2	2
YH6C6C	Main	6	13	5	10	5	3
	Tap 1	6	13	5	14	2	2
YH8C8C	Main	8	8	4	14	2	2
	Tap 1	8	8	4	14	2	2

• Use PUADP-1 adaptor with U dies in Y46.

▲ See tooling section of this catalog for complete tool and die listings.

* Not CSA Approved.

Note: All H-Taps ROHS compliant.

Note: All dimensions shown are for reference only.

Blue highlighted items are industry standard and most frequently ordered.

TYPE YH

H-TAP COPPER CRIMPIT™

(Continued)

C-134

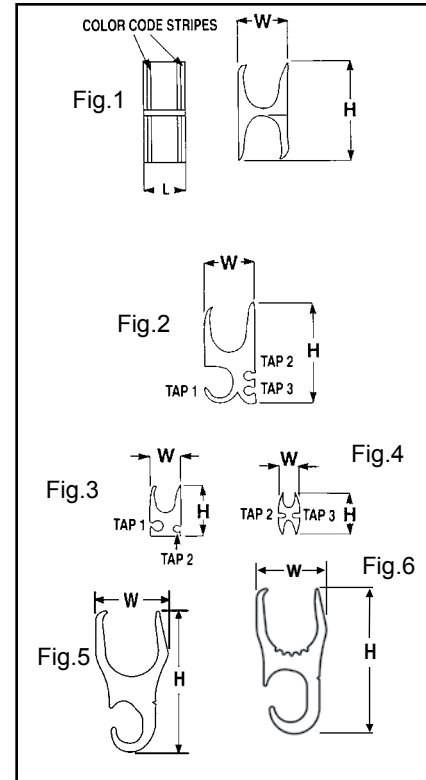
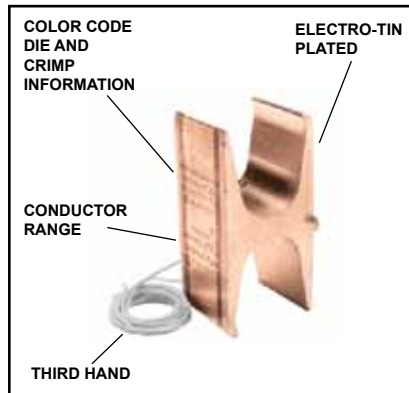


TABLE 3 INSTALLATION TOOLING + DIMENSIONS

BURNDY Catalog Number	Kit Catalog Number		▲ Tooling († No. of Crimps)							Color Code	▲ Die Index & Embossment	H	W	L	Strip Length
	Flame Retardant Cover	Clear	Black ‡	Fig. No.	Y35	†	Y750	†	Y46*						
YH4444	YH4444WCC	YH4444WC	1	—	—	—	—	P1102	1	White	1102	3.38	1.70	1.00	1-1/8"
YH4434*	YH4434WCC*	YH4434WC	6	—	—	—	—	P1102	1	Yellow	KR	3.38	1.70	1.00	1-3/8"
YH4429	YH4429WCC	YH4429WC	5	—	—	—	—	PYFR	1	Yellow	KR	3.22	1.70	1.00	1-3/8"
YH3939	YH3939WCC	YH3939WC	1	—	—	—	—	PYFR	1	Yellow	KR	2.97	1.50	1.25	1-3/8"
YH3931	YH3931WCC	YH3931WC	2	—	—	—	—	PYFR	1	Yellow	KR	2.97	1.50	0.95	1-1/16"
YH3434	YH3434WCC	YH3434WC	1	—	—	U1104M U1104	1 2	P1104 U1104M	1	Brown	1104	2.43	1.15	1.00	1-1/8"
YH3429	YH3429WCC	YH3429WC	2	—	—	U1104M U1104	1 2	P1104 U1104M	1	Brown	1104	2.23	1.31	1.00	1-1/8"
YH2929	YH2929WCC	YH2929WC	1	—	—	U654	1	U654 P654	1	Purple	654	1.85	0.90	0.90	1-1/16"
YH292C	YH292CWCC	YH292CWC	3	—	—	U654	1	U654 P654	1	Purple	654	1.52	0.90	0.90	1-1/16"
YH298C	YH298CWCC	YH298CWC	3	—	—	U654	1	U654 P654	1	Purple	654	1.52	0.90	0.90	1-1/16"
YH2C2C	YH2C2CWCC	YH2C2CWC	4	U-C	1	U-C	1	U-C	1	Brown	C	1.25	0.60	0.75	7/8"
YH6C6C	YH6C6CWCC	YH6C6CWC	1	UBGRT	1	UBGRT	1	UBGRT	1	Orange	BG	0.81	0.39	0.60	3/4"
YH8C8C	YH8C8CWCC	YH8C8CWC	4	U11T-1	1	U11T-1	1	U11T-1	1	Green	11	0.63	0.40	0.60	3/4"

• Use PUADP-1 adaptor with U dies in Y46.

▲ See tooling section of this catalog for complete tool and die listings.

* Not CSA Approved.

Note: All H-Taps ROHS compliant.

Note: All dimensions shown are for reference only.

Blue highlighted items are industry standard and most frequently ordered.

TYPE CF-FR

**H-TAP —
FLAME RETARDANT COVER**

UL Listed to 600 Volts



600 VOLT 90° C



Features & Benefits

- One-piece design
 - ◊ No extra parts or hardware required
- Slips over connector and latches securely shut
 - ◊ Fast, easy, reliable insulation of H-Tap compression
- Eliminates taping
 - ◊ Economical, fast, easy installation
- Flash barriers
 - ◊ Protects against electrical flashover
- CF-FR flame retardant design
 - ◊ Self-extinguishing retardant properties
- Minimum 28 oxygen index
 - ◊ Self-extinguishing retardant properties
- UL 94 V-O rated
 - ◊ Self-extinguishing retardant properties

C-135

Catalog Number	Max. Conductor Accommodated	Matched H Copper CRIMPIT™	Max. Connector Length	Connector Color Code
CFBG-FR	#8 AWG	YH8C8C	0.65	Green
	#6 AWG	YH6C6C		Orange
CFO-FR	#2 AWG	YH2C2C	0.80	Brown
CFD-FR	250 kcmil	YH292C, YH298C, YH2929	0.95	Purple
CFN-FR	500 kcmil	YH3434, YH3429*	1.10	Brown
CFR-FR †	750 kcmil	YH3939, YH3931, YH4429	1.30	Yellow
	1000 kcmil	YH4434, YH4444	1.10	Yellow, White

* Use CFN-FR for single tap installation; use CFR-FR when 2 or more tap conductors are installed.

† Two-piece design packaged together.
Note: All dimensions shown are for reference only.


TYPE CCF-FR

**CLEAR H-TAP —
FLAME RETARDANT COVER**

UL Listed to 600 Volts



600 VOLT 90° C



Features & Benefits

- Two-Piece design with Positive Locking Latch to ensure correct installation, preventing opening after installation and eliminating the need for taping
- Mounted Magnifying Lens provides increased visibility of Die Embossment on installed H-Tap Connectors
- Made of Polished Clear Polycarbonate-material that provides:
 - ◊ High visibility for inspection of installed connectors
 - ◊ Flame Retardant UL94 V-O Rated Material-self-extinguishing retardant properties
 - ◊ High impact design
- Built in Channels to accommodate and hold Cable ties, Hook & Loop ties, or Waxed Cord, securely in place after installation
- Patented highly flexible fingers designed to contour around the conductor
- Internal pockets designed to accommodate Identification tags (4 ID tags included)
- Molded barriers prevent installed H-Tap Connectors from Electrical Flashover
- Covers come packaged complete with (2) Cover Halves, (2) Cable Ties and (4) Identification Labels

Catalog Number	Max. Conductor Accommodated	Matched H Copper CRIMPIT™	Max. Connector Length	Connector Color Code
CCFBG-FR	#8 AWG	YH8C8C	0.65	Green
	#6 AWG	YH6C6C		Orange
CCFO-FR	#2 AWG	YH2C2C	0.80	Brown
CCFD-FR	250 kcmil	YH292C, YH298C	0.95	Purple
CCFDX-FR	250 kcmil	YH2929	0.95	Purple
CCFN-FR	500 kcmil	YH3434, YH3429*	1.10	Brown
CCFR-FR	750 kcmil	YH3939, YH3931, YH4429	1.30	Yellow
	1000 kcmil	YH4434, YH4444	1.10	White

* Use CCFN-FR for single tap installation; use CCFR-FR when 2 or more tap conductors are installed.

Note: All dimensions shown are for reference only.

Blue highlighted items are industry standard and most frequently ordered.

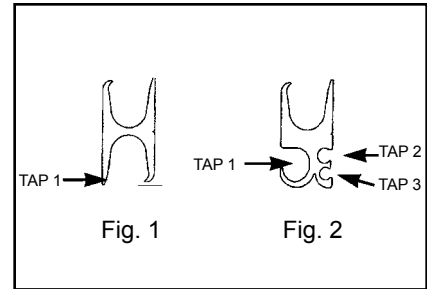
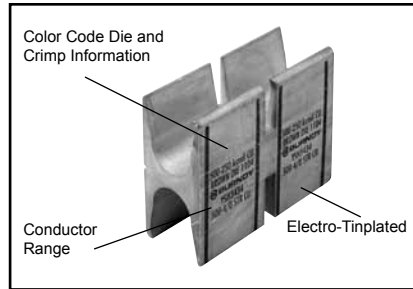
TYPES YSH

H COPPER CRIMPIT™

COPPER SPLIT COMPRESSION WYE TAP CONNECTOR

C-136

The YSH heavy duty connectors are designed for insulated underground wye splices. The split H copper CRIMPIT™ connector is longer than our standard H copper CRIMPIT™ and is suitable for use on high voltage (15kV) power cables with copper conductors. The connectors cannot be used with oil filled or mass impregnated cables since no oil stop is provided. The connector is installed with standard BURNDY® HYPRESS™ tools and is made of tin-plated electrolytic copper.



Features & Benefits

- Accommodates a wide range of run/tap copper cable combinations including both flexible and code combinations. All (B/B, B/I, I/B, I/I) combinations acceptable
 - ◇ Each connector has many copper cable combination applications allowing maximum flexibility for the design and installation of a system
- Tap grooves function independently from each other; use of one tap is required, balance may be used or left empty
 - ◇ Provides maximum design and installation flexibility
- Color code on the connector matches installation die
 - ◇ Provides matched system for fast and easy installation
- Die index embossed on connector after completion of crimp
 - ◇ Permanent inspectability of installed connectors to ensure consistently reliable and dependable connections
- Insulation is not provided. Insulation can be obtained from Raychem (800-272-9243) type HVSJ Splice kits for 15 kV installations
 - ◇ A complete IEEE 404 15 kV installation is provided

Expanded Tap 1 Components	
Expanded Catalog Number	Tap 1 Range
YSH-292C-E	#2 Str.
YSH-2925-E	1/0 Str.

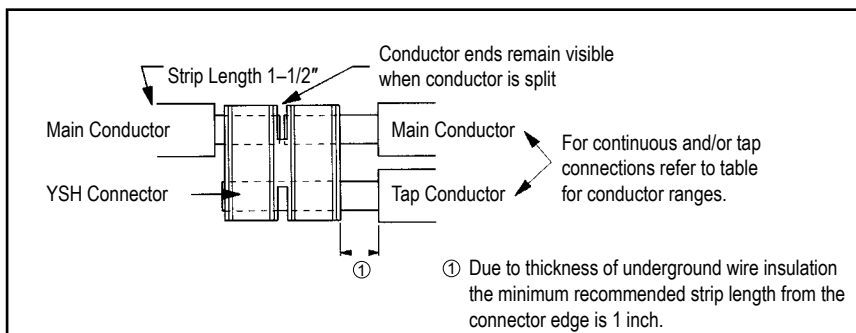
Catalog Number	Fig. #	Conductor Sizes Code Expanded Tap 1 (Flex Cable)				Y750	†	Y46*	†	Color Code	Die Index ▲ & Embossment	H	W	L	Wire Strip Length
		AWG	Tap 1	Tap 2	Tap 3										
YSH2929	1	250 kcmil - #2 AWG (4/0-2)	250 kcmil - #2 AWG (4/0-2)	-	-	U654	4	P654	2	Purple	654	1.85	0.90	3.00	1-1/2 in
YSH3429	2	500 kcmil - 4/0 AWG (350-4/0)	250 kcmil - 1/0 AWG (4/0-1/0)	#1-#6 AWG (1-8)	#8-#14 AWG (8-14)	U1104	4	P1104	2	Brown	1104	2.23	1.31	3.00	
YSH3434	1	500- 250 Kcmil (350-4/0)	500 kcmil - 4/0 AWG (350-4/0)	-	-	U1104	4	P1104	2	Brown	1104	2.43	1.15	3.00	
YSH3931	2	750 - 350 Kcmil (550-500)	4/0 - 1/0 AWG (350-1/0)	#1-#6 AWG (1-8)	#2-#14 AWG (2-14)	-	-	PYFR	2	Yellow	KR	2.97	1.50	3.00	
YSH3939	1	750 - 500 Kcmil (550-500)	750 - 350 Kcmil (550-350)	-	-	-	-	PYFR	2	Yellow	KR	2.97	1.50	3.00	

* Use PUADP-1 adaptor with U dies in Y46. The Y46 and P dies result in a smooth crimp surface and is recommended for voltages above 600 V.

▲ See tooling section of this catalog for complete tool and die listings.

† Number of crimps per connector. U dies require double crimps.

Note: All dimensions shown are for reference only.



Blue highlighted items are industry standard and most frequently ordered.

TYPE YST

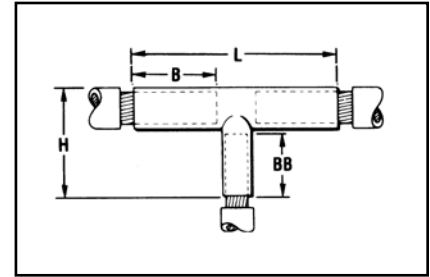
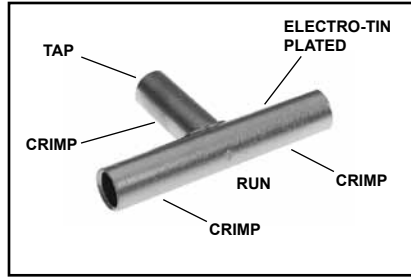
UNINSULATED T

COPPER HYTEE™ COUPLER

UL Listed 90° C,
600 Volts to 35 kV ♦

Type YST copper compression tee is designed for connecting a run conductor with a perpendicular tap conductor.

YST connectors are commonly used in junction boxes and manholes to make a radial tap off a main run. They are needed in many industrial, utility generation and commercial applications. The most common cable combinations are listed below. BURNDY® Type Y-R reducers can be used to accommodate most cable combinations.



C-137

Features & Benefits

- Manufactured from seamless high conductivity electrolytic copper
 - ◇ Provides maximum conductivity, low resistance and ductility for an excellent combination of electrical and crimp forming properties
- Long barrel design on all three (3) legs
 - ◇ Provides for an additional crimp or indent with almost twice the pull out strength properties as a standard length barrel plus a connection that will operate cooler under heavy loading
- Long barrel permits the use of the Y-R reducers
 - ◇ Affords total flexibility and versatility for virtually any conductor combination
- Electro-tin plated
 - ◇ Provides durable long-lasting corrosion resistance
- Barrel diameter closely matches commercial (code) cable and Navy cable diameters
 - ◇ Provides an excellent relationship of the conductor/connector combination to produce a high quality electrical connection with the recommended tooling

Catalog Number	Code • Conductors		Dimensions				Dieless (# of crimps)			Installation Tooling ▲					Wire Length			
	Run	Tap	B	BB	H	L	# of crimps	Mechanical HYTOOL™	Hydraulic HYPRESS™	Run Conductors		Tap Conductors			Run	Tap		
										Y35, ▲ 739, Y750, Y46*	Y35, ▲ 739, Y750, Y46*	Die Number (# of crimps)	Color Code	Die Index			Die Number (# of crimps)	Color Code
YST4C4C	4 str.	4 str.	1.12	1.38	1.72	3.25	Y81KFT (1) Y81KFTMBH (1) PAT81KFT-18V (1)	MY29-3 (2) MY29-11 (2) MD6 (4)** MD7 (4)**	Y644HSXT (1)	U4CRT (2)	Gray	8	U4CRT (2)	Gray	8	1-3/16"	1-3/16"	
YST2C2C	2 str.	2 str.	1.25	1.56	1.98	3.56				U2CRT (2)	Brown	10	U2CRT (2)	Brown	10	1-5/16"	1-5/16"	
YST2525	1/0 str.	1/0 str.	1.38	1.56	1.91	3.81				U24RT (2)	Pink	12	U25RT (2)	Pink	12	1-7/16"	1-7/16"	
YST2626	2/0 str.	2/0 str.	1.50	1.67	2.18	3.94				U26RT (2)	Black	13	U26RT (2)	Black	13	1-9/16"	1-9/16"	
YST282C	4/0 str.	2 str.	1.62	1.50	2.12	3.94				U28RT (2)	Purple	15	U2CRT (2)	Brown	10	1-11/16"	1-5/16"	
YST2825	4/0 str.	1/0 str.	1.62	1.56	2.25	4.00				U28RT (2)	Purple	15	U25RT (2)	Pink	12	1-11/16"	1-5/8"	
YST2828	4/0 str.	4/0 str.	1.62	1.75	2.44	4.19				—	U28RT (2)	Purple	15	U28RT (2)	Purple	15	1-11/16"	1-13/16"
YST2929	250 kcmil	250 kcmil	1.62	1.78	2.53	4.25				—	U29RT (2)	Yellow	16	U29RT (2)	Yellow	16	1-11/16"	1-11/16"
YST3131	350 kcmil	350 kcmil	2.00	2.25	3.12	5.50				—	U31RT (4)	Red	18	U31RT (4)	Red	18	2"	2"
YST3428	500 kcmil	4/0 str.	2.25	1.75	2.81	5.81				—	U34RT (4)	Brown	20	U28RT (2)	Purple	15	2-5/16"	1-11/16"
YST3434	500 kcmil	500 kcmil	2.25	2.70	3.76	6.19	—	U34RT (4)	Brown	20	U34RT (4)	Brown	20	2-5/16"	2-5/16"			
YST3939	750 kcmil	750 kcmil	2.88	3.34	4.64	8.12	—	U39RT (4)	Black	24	U39RT (4)	Black	24	2-15/16"	2-15/16"			

* Use adapter PUADP-1 with U Dies in Y46 HYPRESS™. • Contact factory for conductor combinations not shown.
 ** Use with appropriate W Dies (see page O-29). ▲ See tooling section of this catalog for complete tool and die listings.
 ■ The maximum size for the Y35 is 400 kcmil. ♦ For applications greater than 2000 Volts consult cable manufacturer for voltage stress relief instructions.
 Note: All dimensions shown are for reference only.

Blue highlighted items are industry standard and most frequently ordered.

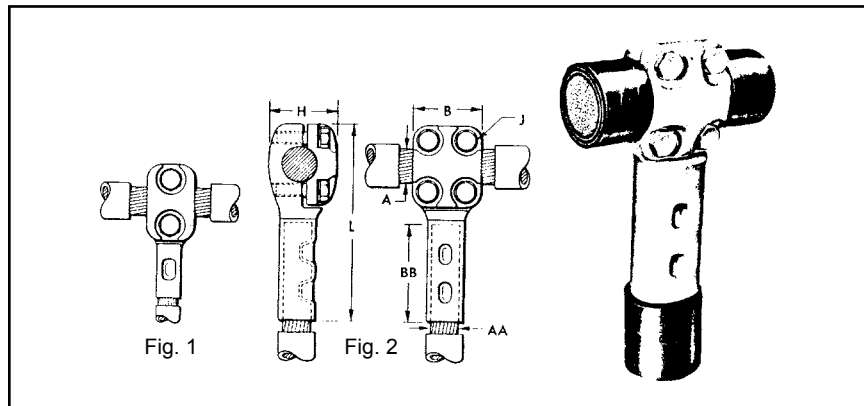
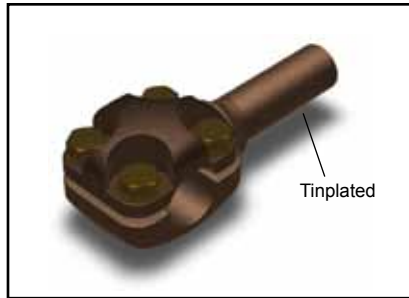
T CONNECTOR

TYPE NYT CABLE RUN — CABLE TAP

C-138

UL Listed 90° C,
600 Volts to 35 kV ♦

A T connector designed to provide a clamp type element on the run and a permanent HYPRESS™ connection on the tap. Recommended for use on ring buses or for applications where occasional disconnects from the run conductor are desired without disturbing the tap connection. Tin plated. For proper installation of tap cable, see table below.



Catalog Number	Conductor Size		Fig. No.	Dimensions in Inches					Installation Information				(No. of Indents)	App. Ship. Wt. in Lbs.				
									HYPRESS™ and Indentor Die						Nest Die			
									Y29B with Y29PR	Y34A with Y34PR	Y34B with Y34PR	Y48B with Y44PR						
NYT2828	4/0 Str.	4/0 Str.	2	2	1-5/8	1-3/8	3/8	4-5/16	D28L	A28D	B28D	E28D	(1)	2.2				
NYT2925	250 kcmil	1/0 Str.	1	1-3/8	1-3/8	1-7/16	3/8	4-1/16	D25L	A25D	B25D	—	(1)	1.5				
NYT2929	250 kcmil	250 kcmil	2	2	1-5/8	1-7/16	3/8	4-7/16	D29L	A29D	B29D	E29D	(1)	2.2				
NYT3426	500 kcmil	2/0 Str.	1	1-3/8	1-1/2	1-5/8	3/8	4-7/16	D26L	A26D	B26D	—	(1)	1.7				
NYT3428	500 kcmil	4/0 Str.	2	2	1-5/8	1-5/8	3/8	4-5/8	D28L	A28D	B28D	E28D	(1)	2.5				
NYT3429	500 kcmil	250 kcmil	2	2	1-5/8	1-5/8	3/8	4-5/8	D29L	A29D	B29D	E29D	(1)	2.5				
NYT3434	500 kcmil	500 kcmil	2	2	2-1/4	1-5/8	3/8	5-3/8	—	A34D	No Nest Die Req.	E34D	(2)	2.5				
NYT3929	750 kcmil	250 kcmil	2	2	1-5/8	1-7/8	3/8	4-13/16	D29L	A29D	B29D	E29D	(1)	2.5				
NYT3934	750 kcmil	500 kcmil	2	2	2-1/4	1-7/8	3/8	5-9/16	—	A34D	No Nest Die Req.	E34D	(2)	2.7				
NYT4429	1000 kcmil	250 kcmil	2	2	1-5/8	2-1/8	3/8	5	D29L	A29D	B29D	E29D	(1)	2.5				
NYT4431	1000 kcmil	350 kcmil	2	2	2	2-1/8	3/8	5-7/16	—	A31D	B31D	E31D	(2)	2.5				
NYT4434	1000 kcmil	500 kcmil	2	2	2-1/4	2-1/8	3/8	5-3/4	—	A34D	No Nest Die Req.	E34D	(2)	2.7				
NYT4444	1000 kcmil	1000 kcmil	2	2-11/16	3	2-5/16	1/2	7	—	—	—	No Nest Die Req.	(2)	3.2				
NYT4646	1500 kcmil	1500 kcmil	2	2-11/16	3-3/16	2-3/4	1/2	7-11/16	—	—	—	C46D*	(2)	8.0				

* Y48B HYPRESS™ with Y48PR indentor.

♦ For applications greater than 2000 Volts consult cable manufacturer for voltage stress relief instructions.

Note: Circumferential dies may be used. For information contact BURNDY®.

Note: All dimensions shown are for reference only.

Blue highlighted items are industry standard and most frequently ordered.

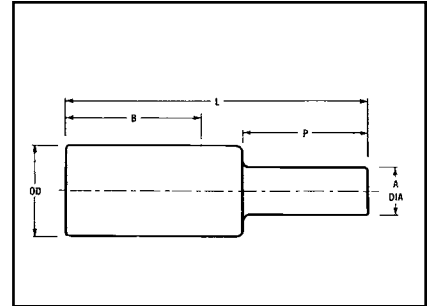
TYPES YE-P, YE-P-FX

HYPLUG™ FOR COPPER CONDUCTOR

Type YE-P copper compression adaptors are designed for reliable termination of copper conductor when the current capacity of the conductor is downsized, but larger conductor is utilized. Typical applications are for voltage drop protection when oversized conductors are used or flex conductor is used. These adaptors facilitate the termination into existing mechanical set screw connectors for various stranded copper cables.



600 v, 900C EPDM rubber cover
Note: Cover supplied with the connector



C-139



90° C

Catalog Number	Accommodates Copper Wire Sizes				Dimensions					Color Code	Die Index	Installation Data												Cable Strip Length
	Flex Cable	Code AWG	Navy	Pin Size Equivalent	A Dia	B	L	P	OD			Mech Tools (# of Crimps)				Hydraulic Tools (# of Crimps)				Y644HSXT (Accommodates Expanded Wire Range)				
												MY	Y1MRTC	MD7-34R	MD6/MD7	Y35/Y39 Y750	Y45	④ Y46	Y60 BHU					
YEY4CP20X75FX	#4 Str. (91/24-105/24)	#4	40	4 AWG	0.20 [5]	1.37 [35]	2.27 [58]	0.75 [19]	0.38 [10]	Gray	8	MY29-11 (1)	Y1MRTC (4)	W4CVT (2)	W4CRT (2)	U4CRT (2)	U4CRT (2)	U4CRT (2)	—	#4 - #6 AWG(1)	1-1/2"			
YEY2CP26X75FX	#2 Str. (125/24-150/24)	#2	60	2 AWG	0.26 [7]	1.65 [42]	2.60 [66]	0.75 [19]	0.46 [12]	Brown	10	MY29-11 (1)	Y1MRTC (4)	W2CVT (2)	W2CRT (2)	U2CRT (2)	U2CRT (2)	U2CRT (2)	—	#2 - #6 AWG(1)	1-3/4"			
YEY1CP29X75FX	#1 Str. (175/24-225/24)	#1	75	1 AWG	0.29 [8]	1.66 [42]	2.63 [67]	0.75 [19]	0.51 [13]	Green	11	MY29-11 (1)	—	W1CVT (2)	W1CRT-1 (2)	U1CRT-1 (2)	U1CRT-1 (2)	U1CRT-1 (2)	—	#1 - #6 AWG(1)	1-3/4"			
YEY25P33X75FX	1/0 Str. (275/24)	1/0	100	1/0 AWG	0.33 [8]	1.80 [46]	2.80 [71]	0.75 [19]	0.56 [14]	Pink	12	MY29-11 (1)	—	W25VT (4)	W25RT (4)	U25RT (2)	U25RT (2)	U25RT (2)	—	1/0 - #6 AWG(1)	1-7/8"			
YEY26P37X75FX	2/0 Str. (325/24)	2/0	125	2/0 AWG	0.37 [9]	1.82 [46]	2.86 [73]	0.75 [19]	0.63 [16]	Black	13	MY29-11 (1)	—	W26VT (4)	W26RT (4)	U26RT (2)	U26RT (2)	U26RT (2)	—	2/0 - #4 AWG(1)	1-7/8"			
YEY27P41X82FX	3/0 Str. (450/24)	3/0	150	3/0 AWG	0.41 [10]	1.97 [50]	3.11 [77]	0.82 [21]	0.70 [18]	Orange	14	MY29-11 (1)	—	W27VT (4)	W27RT (4)	U27RT (2)	U27RT (2)	U27RT (2)	—	3/0 - #2 AWG(1)	2-1/16"			
YEY28P46X92FX	4/0 Str. (550/24)	4/0	200	4/0 AWG	0.46 [12]	1.99 [51]	3.28 [81]	0.92 [23]	0.77 [20]	Purple	15	MY29-11 (1)	—	W28VT (4)	W28RT (4)	U28RT (2)	U28RT (2)	U28RT (2)	—	4/0 - #1 AWG(1)	2-1/16"			
Flex Cable Only																								
YEY30P50X100FX	250 kcmil Flex CLASS G 259 CLASS H 427	—	250 kcmil	250 kcmil	0.50 [10]	2.37 [60]	3.75 [95]	1.00 [25]	0.81 [21]	Yellow	16	MY29-11 (1)	—	W29VT (4)	W29RT (4)	U29RT (2)	U29RT (2)	U29RT (2)	L29RT (1)	250kcmil-1/0 AWG (1)	2-3/8"			
YEY31P51X102FX	262.6 kcmil Flex (650/24) 250 Flex CLASS I, K, M	—	262.6 kcmil	262.6 kcmil	0.51 [13]	2.39 [61]	3.82 [97]	1.02 [26]	0.88 [22]	White	17	—	—	W30VT (8)	W30RT (8)	U30RT (4)	U30RT (4)	U30RT (4)	L30RT (1)	250kcmil-1/0 AWG (1)	2-1/2"			
YEY32P55X110FX	313.1 kcmil (775/24) (300 kcmil Nom)	—	300 kcmil	300 kcmil	0.55 [14]	2.53 [65]	4.08 [104]	1.10 [28]	0.95 [24]	Red	18	—	—	W31VT (8)	W31RT (8)	U31RT (4)	U31RT (4)	U31RT (4)	L31RT (1)	300kcmil-2/0 AWG (1)	2-5/8"			
YEY34P59X118FX	373.7 kcmil (925/24) (350 kcmil Nom)	—	350 kcmil	350 kcmil	0.59 [15]	2.68 [68]	4.36 [111]	1.18 [30]	1.06 [27]	Blue	19	—	—	W32VT (8)	W32RT (8)	U32RT (4)	U32RT (4)	U32RT (4)	L32RT (1)	350kcmil-3/0 AWG (1)	2-3/4"			
YEY36P67X134FX	444.4 kcmil (1100/24) (450 kcmil Nom)	—	450 kcmil	450 kcmil	0.67 [17]	3.14 [80]	5.04 [128]	1.34 [34]	1.19 [30]	Brown	20	—	—	W34VT (8)	W34RT (8)	U34RT (4)	U34RT (4)	U34RT (4)	L34RT (2)	450kcmil-4/0 AWG (1)	3-1/4"			
YEY38P71X142FX	535.3 kcmil (1325/24) (500 kcmil Nom)	—	500 kcmil	500 kcmil	0.71 [18]	3.29 [84]	5.30 [135]	1.42 [36]	1.25 [32]	Pink	L99	—	—	—	—	U38XRT (4)	U38XRT (4)	U38XRT (4)	—	500kcmil-4/0 AWG (1)	3-3/8"			
YEY40P78X156FX	646 kcmil (1600/24) (600 kcmil Nom)	—	600 kcmil	600 kcmil	0.78 [20]	3.31 [84]	5.51 [140]	1.56 [40]	1.35 [34]	Black	24	—	—	—	—	U39RT (4)	U39RT (4)	U39RT (4)	L39RT (2)	600kcmil-250 kcmil (1)	3-7/16"			
YEY44P87X174FX	777.7 kcmil (1925/24) (750 kcmil Nom)	—	750 kcmil	750 kcmil	0.87 [22]	3.54 [90]	5.99 [152]	1.74 [44]	1.50 [38]	Yellow	L115	—	—	—	—	U44XRT (4)	U44XRT (4)	U44XRT (4)	—	750kcmil-500 kcmil (1)	3-5/8"			
Code Conductor Only AWG																								
YEY29P50X100	250 kcmil	250	250 kcmil	250 kcmil	0.50 [13]	1.99 [51]	3.33 [84]	1.00 [25]	0.75 [19]	Yellow	16	MY29-11 (1)	—	W29VT (4)	W29RT (4)	U29RT (2)	U29RT (2)	U29RT (2)	—	250 kcmil - 1/0 AWG (1)	2-1/2"			
YEY30P55X110	300 kcmil	300	300 kcmil	300 kcmil	0.55 [14]	2.37 [60]	3.85 [98]	1.10 [28]	0.81 [21]	White	17	—	—	W30VT (8)	W30RT (8)	U30RT (4)	U30RT (4)	U30RT (4)	L30RT (1)	300 kcmil - 2/0 AWG(1)	2-5/8"			
YEY31P59X118	350 kcmil	350	350 kcmil	350 kcmil	0.59 [15]	2.39 [61]	3.98 [101]	1.18 [30]	0.88 [22]	Red	18	—	—	W31VT (8)	W31RT (8)	U31RT (4)	U31RT (4)	U31RT (4)	L31RT (1)	350 kcmil - 3/0 AWG(1)	2-3/4"			
YEY32P63X126	400 kcmil	400	400 kcmil	400 kcmil	0.63 [16]	2.53 [65]	4.24 [108]	1.26 [32]	0.95 [24]	Blue	19	—	—	W32VT (8)	W32RT (8)	U32RT (4)	U32RT (4)	U32RT (4)	L32RT (1)	400 kcmil - 4/0 AWG(1)	3-1/4"			
YEY34P71X142	500 kcmil	—	500 kcmil	500 kcmil	0.71 [18]	2.68 [68]	4.60 [117]	1.42 [36]	1.06 [27]	Brown	20	—	—	W34VT (8)	W34RT (8)	U34RT (4)	U34RT (4)	U34RT (4)	L34RT (2)	500 kcmil - 4/0 AWG(1)	3-3/8"			
YEY36P78X156	600 kcmil	—	600 kcmil	600 kcmil	0.78 [20]	3.14 [80]	5.38 [133]	1.56 [40]	1.19 [30]	Green	22	—	—	—	—	U36RT (4)	U36RT (4)	U36RT (4)	L36RT (2)	600 kcmil - 250 kcmil(1)	1-3/4"			
YEY39P87X174	750 kcmil	—	750 kcmil	750 kcmil	0.87 [22]	3.37 [86]	5.73 [145]	1.74 [44]	1.30 [33]	Black	24	—	—	—	—	U39RT (4)	S39RT (4)	P39RT (4)	L39RT (2)	750 kcmil - 500 kcmil(1)	3-5/8"			

1. For sizes above 4/0 the MD6-6R2 must be used.

④ To use U Dies in Y46 HYPRESS™, catalog number PUADP-1 die adaptor is required.

Note: All dimensions shown are for reference only. This page only is UL Listed

Blue highlighted items are industry standard and most frequently ordered.

Compression Connections

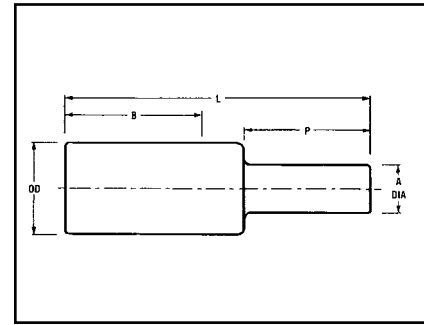
Copper Compression — Adaptors

BURNDY®

TYPES YE-P, YE-P-FX (Continued)

HYPLUG™ FOR COPPER CONDUCTOR

C-140



Catalog Number	Accommodates Copper Wire Sizes				Dimensions					Installation Data													
	Flex Cable	Code AWG	Navy	Pin Size Equivalent	A Dia	B	L	P	OD	Color Code	Die Index	Mech Tools (# of Crimps)				Hydraulic Tools (# of Crimps)				Y64HSXT (Accommodates Expanded Wire Range)	Cable Strip Length		
												MY	Y1MRTC	MD7-34R	MD6/MD7	Y35/Y39 Y750	Y45	④ Y46	Y60 BHU				
YEY2CP23X75FX	#2 Str. (125/24-150/24)	#2	60	3 AWG	0.23 [6]	1.65 [42]	2.60 [66]	0.75 [19]	0.46 [12]	Brown	10	MY29-11 (1)	Y1MRTC (4)	W2CVT (2)	W2CRT (2)	U2CRT (2)	U2CRT (2)	U2CRT (2)	—	#2 - #6 AWG(1)	1-3/4"		
YEY1CP26X75FX	#1 Str. (175/24-225/24)	#1	75	2 AWG	0.26 [7]	1.66 [42]	2.63 [67]	0.75 [19]	0.51 [13]	Green	11	MY29-11 (1)	—	W1CVT (2)	W1CRT-1 (2)	U1CRT-1 (2)	U1CRT-1 (2)	U1CRT-1 (2)	—	#1 - #6 AWG(1)	1-3/4"		
YEY2SP29X75FX	1/0 Str. (275/24)	1/0	100	1 AWG	0.29 [8]	1.80 [46]	2.80 [71]	0.75 [19]	0.56 [14]	Pink	12	MY29-11 (1)	—	W25VT (4)	W25RT (4)	U25RT (2)	U25RT (2)	U25RT (2)	—	1/0 - #6 AWG(1)	1-7/8"		
YEY26P3X75FX	2/0 Str. (325/24)	2/0	125	1/0 AWG	0.33 [8]	1.82 [46]	2.86 [73]	0.75 [19]	0.63 [16]	Black	13	MY29-11 (1)	—	W26VT (4)	W26RT (4)	U26RT (2)	U26RT (2)	U26RT (2)	—	2/0 - #4 AWG(1)	1-7/8"		
YEY27P37X75FX	3/0 Str. (450/24)	3/0	150	2/0 AWG	0.37 [9]	1.97 [50]	3.04 [77]	0.75 [19]	0.70 [18]	Orange	14	MY29-11 (1)	—	W27VT (4)	W27RT (4)	U27RT (2)	U27RT (2)	U27RT (2)	—	3/0 - #2 AWG(1)	2-1/16"		
YEY28P41X75FX	4/0 Str. (550/24)	4/0	200	3/0 AWG	0.41 [10]	1.99 [51]	3.11 [81]	0.75 [21]	0.77 [20]	Purple	15	MY29-11 (1)	—	W28VT (4)	W28RT (4)	U28RT (2)	U28RT (2)	U28RT (2)	—	4/0 - #1 AWG(1)	2-1/16"		
Flex Cable Only																							
YE30P46X92FX	250 kcmil Flex Class G 259 Class H 427	—	4/0	4/0	0.46 [12]	2.37 [60]	3.67 [93]	0.92 [23]	0.81 [21]	Yellow	16	MY29-11 (1)	—	W29VT (4)	W29RT (4)	U29RT (2)	U29RT (2)	U29RT (2)	L29RT (1)	250 kcmil - 1/0 AWG (1)	2-3/8"		
YE32P51X102FX	313.1 kcmil (775/24) (300 kcmil Nom)	—	250 kcmil	250 kcmil	0.51 [13]	2.53 [65]	4.00 [102]	1.02 [26]	0.95 [24]	Red	18	—	—	W31VT (8)	W31RT (8)	U31RT (4)	U31RT (4)	U31RT (4)	L31RT (1)	300 kcmil - 2/0 AWG (1)	2-5/8"		
YE34P55X110FX	373.7 kcmil (925/24) (350 kcmil Nom)	—	300 kcmil	300 kcmil	0.55 [14]	2.68 [68]	4.28 [109]	1.10 [28]	1.06 [27]	Blue	19	—	—	W32VT (8)	W32RT (8)	U32RT (4)	U32RT (4)	U32RT (4)	L32RT (1)	350 kcmil - 3/0 AWG (1)	2-3/4"		
YE36P59X118FX	444.4 kcmil (1100/24) (450 kcmil Nom)	—	350 kcmil	350 kcmil	0.59 [15]	3.14 [80]	4.88 [124]	1.18 [30]	1.19 [30]	Brown	20	—	—	W34VT (8)	W34RT (8)	U34RT (4)	U34RT (4)	U34RT (4)	L34RT (2)	450 kcmil - 4/0 AWG (1)	3-1/4"		
YE38P67X134FX	535.3 kcmil (1325/24) (500 kcmil Nom)	—	450 kcmil	450 kcmil	0.67 [17]	3.29 [84]	5.22 [133]	1.34 [34]	1.25 [32]	Pink	L99	—	—	—	—	U38XRT (4)	U38XRT (4)	U38XRT (4)	—	500 kcmil - 4/0 AWG (1)	3-3/8"		
YE40P71X142FX	646 kcmil (1600/24) (600 kcmil Nom)	—	500 kcmil	500 kcmil	0.71 [18]	3.31 [84]	5.37 [136]	1.42 [34]	1.35 [34]	Black	24	—	—	—	—	U39RT (4)	U39RT (4)	U39RT (4)	L39RT (2)	600 kcmil - 250 kcmil (1)	3-7/16"		
YE44P78X156FX	777.7 kcmil (1925/24) (750 kcmil Nom)	—	600 kcmil	600 kcmil	0.78 [20]	3.54 [90]	5.81 [148]	1.56 [40]	1.50 [38]	Yellow	L115	—	—	—	—	U44XRT (4)	U44XRT (4)	U44XRT (4)	—	750 kcmil - 500 kcmil (1)	3-5/8"		
Code Conductor Only AWG																							
YE29P46X92	250 kcmil	250	4/0	4/0	0.46 [12]	1.99 [51]	3.25 [82]	0.92 [23]	0.75 [19]	Yellow	16	MY29-11 (1)	—	W29VT (4)	W29RT (4)	U29RT (2)	U29RT (2)	U29RT (2)	—	250 kcmil - 1/0 AWG (1)	2-1/2"		
YE30P50X100	300 kcmil	300	250 kcmil	250 kcmil	0.50 [13]	2.37 [60]	3.75 [95]	1.00 [25]	0.81 [21]	White	17	—	—	W30VT (8)	W30RT (8)	U30RT (4)	U30RT (4)	U30RT (4)	L30RT (1)	300 kcmil - 2/0 AWG (1)	2-5/8"		
YE31P55X110	350 kcmil	350	300 kcmil	300 kcmil	0.55 [14]	2.39 [61]	3.90 [99]	1.10 [28]	0.88 [22]	Red	18	—	—	W31VT (8)	W31RT (8)	U31RT (4)	U31RT (4)	U31RT (4)	L31RT (1)	350 kcmil - 3/0 AWG (1)	2-3/4"		
YE32P59X118	400 kcmil	400	350 kcmil	350 kcmil	0.59 [15]	2.53 [65]	4.16 [106]	1.18 [30]	1.06 [27]	Blue	19	—	—	W32VT (8)	W32RT (8)	U32RT (4)	U32RT (4)	U32RT (4)	L32RT (1)	400 kcmil - 4/0 AWG (1)	3-1/4"		
YE34P63X126	500 kcmil	—	400 kcmil	400 kcmil	0.63 [16]	2.68 [68]	4.44 [113]	1.26 [32]	1.04 [27]	Brown	20	—	—	W34VT (8)	W34RT (8)	U34RT (4)	U34RT (4)	U34RT (4)	L34RT (2)	500 kcmil - 4/0 AWG (1)	3-3/8"		
YE36P71X142	600 kcmil	—	500 kcmil	500 kcmil	0.71 [18]	3.14 [80]	5.11 [130]	1.42 [36]	1.19 [30]	Green	22	—	—	—	—	U36RT (4)	U36RT (4)	U36RT (4)	L36RT (2)	600 kcmil - 250 kcmil (1)	3-7/16"		
YE39P78X156	750 kcmil	—	600 kcmil	600 kcmil	0.78 [20]	3.37 [86]	5.55 [141]	1.56 [40]	1.30 [33]	Black	24	—	—	—	—	U39RT (4)	S39RT (4)	P39RT (4)	L39RT (2)	750 kcmil - 500 kcmil (1)	3-5/8"		

1. For sizes above 4/0 the MD6-6R2 must be used.

④ To use U Dies in Y46 HYPRESS™, catalog number PUADP-1 die adaptor is required.

Note: All dimensions shown are for reference only.

Blue highlighted items are industry standard and most frequently ordered.

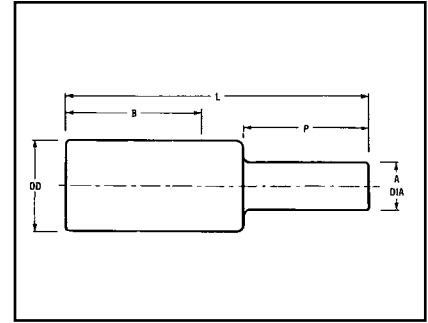
US: 1-800-346-4175

www.burndy.com

Canada: 1-800-387-6487

TYPES YE-P, YE-P-FX
(Continued)

HYPLUG™ FOR COPPER CONDUCTOR



C-141

REDUCED PIN DIAMETER

Catalog Number	Accommodates Copper Wire Sizes				Dimensions					Installation Data												
	Flex Cable	Code AWG	Navy	Pin Size Equivalent	A Dia	B	L	P	OD	Color Code	Die Index	Mech Tools (# of Crimps)				Hydraulic Tools (# of Crimps)					Y64HSXT (Accommodates Expanded Wire Range)	Cable Strip Length
												MY	Y1M-RTC	MD7-34R	MD6/MD7	Y35/Y39 Y750	Y45	④ Y46	Y60 BHU			
YE4CP16X75FX	#4 Str. (91/24-105/24)	#4	40	#6	0.16 [4]	1.37 [35]	2.27 [58]	0.75 [19]	0.38 [10]	Gray	8	MY29-11 (1)	Y1MRTC (2)	W4CVT (2)	W4CRT (2)	U4CRT (2)	U4CRT (2)	U4CRT (2)	—	#4 - #6 AWG(1)	1-15/32"	
YE2CP20X75FX	#2 Str. (125/24-150/24)	#2	60	#4	0.20 [5]	1.65 [42]	2.60 [66]	0.75 [19]	0.46 [12]	Brown	10	MY29-11 (1)	Y1MRTC (2)	W2CVT (2)	W2CRT (2)	U2CRT (2)	U2CRT (2)	U2CRT (2)	—	#2 - #6 AWG(1)	1-3/4"	
YE1CP23X75FX	#1 Str. (175/24-225/24)	#1	75	#3	0.23 [6]	1.66 [42]	2.63 [67]	0.75 [19]	0.51 [13]	Green	11	MY29-11 (1)	—	W1CVT (2)	W1CRT-1 (2)	U1CRT-1 (2)	U1CRT-1 (2)	U1CRT-1 (2)	—	#1 - #6 AWG(1)	1-3/4"	
YE25P26X75FX	1/0 Str. (275/24)	1/0	100	#2	0.26 [7]	1.80 [46]	2.80 [71]	0.75 [19]	0.56 [14]	Pink	12	MY29-11 (1)	—	W25VT (4)	W25RT (4)	U25RT (2)	U25RT (2)	U25RT (2)	—	1/0 - #6 AWG(1)	1-7/8"	
YE26P29X75FX	2/0 Str. (325/24)	2/0	125	#1	0.29 [8]	1.82 [46]	2.86 [73]	0.75 [19]	0.63 [16]	Black	13	MY29-11 (1)	—	W26VT (4)	W26RT (4)	U26RT (2)	U26RT (2)	U26RT (2)	—	2/0 - #4 AWG(1)	1-7/8"	
YE27P33X75FX	3/0 Str. (450/24)	3/0	150	1/0	0.33 [8]	1.97 [50]	3.04 [77]	0.75 [19]	0.70 [18]	Orange	14	MY29-11 (1)	—	W27VT (4)	W27RT (4)	U27RT (2)	U27RT (2)	U27RT (2)	—	3/0 - #2 AWG(1)	2-1/16"	
YE28P37X75FX	4/0 Str. (550/24)	4/0	200	2/0	0.37 [9]	1.99 [51]	3.11 [81]	0.75 [19]	0.77 [20]	Purple	15	MY29-11 (1)	—	W28VT (4)	W28RT (4)	U28RT (2)	U28RT (2)	U28RT (2)	—	4/0 - #1 AWG(1)	2-1/16"	
Flex Cable Only																						
YE31P41X82FX	262.6 kcmil (650/24) 250 Flex Class I, K, M	—	—	3/0	0.41 [10]	2.39 [61]	3.62 [92]	0.82 [21]	0.88 [22]	White	17	—	—	W30VT (8)	W30RT (8)	U30RT (4)	U30RT (4)	U30RT (4)	L30RT (1)	250kcmil-1/0 AWG (1)	2-1/2"	
YE34P51X102FX	373.7 kcmil (925/24) (350 kcmil Nom)	—	—	250 kcmil	0.51 [13]	2.68 [68]	4.20 [107]	1.02 [26]	1.06 [27]	Blue	19	—	—	W32VT (8)	W32RT (8)	U32RT (4)	U32RT (4)	U32RT (4)	L32RT (1)	350kcmil-3/0 AWG (1)	2-3/4"	
YE38P59X118FX	535.3 kcmil (1325/24) (500 kcmil Nom)	—	—	350 kcmil	0.59 [15]	3.29 [84]	5.06 [129]	1.18 [30]	1.25 [32]	Pink	L99	—	—	—	—	U38XRT (4)	U38XRT (4)	U38XRT (4)	—	500kcmil-4/0 AWG (1)	3-3/8"	
YE40P67X134FX	646 kcmil (1600/24) (600 kcmil Nom)	—	—	450 kcmil	0.67 [17]	3.31 [84]	5.29 [134]	1.34 [34]	1.35 [34]	Black	24	—	—	—	—	U39RT (4)	U39RT (4)	U39RT (4)	L39RT (2)	600kcmil-250 kcmil (1)	3-7/16"	
Code Conductor Only AWG																						
YE29P31X109	250 kcmil	—	—	#1	0.31 [8]	1.06 [27]	2.49 [63]	1.09 [28]	0.75 [19]	Yellow	16	—	—	—	W29RT (4)	U29RT (2)	U29RT (2)	U29RT (2)	L29RT (2)	—	1-1/8"	
YE29P41X82	250 kcmil	—	—	3/0	0.41 [10]	1.99 [51]	3.15 [80]	0.82 [21]	0.75 [19]	Yellow	16	MY29-11 (1)	—	W29VT (4)	W29RT (4)	U29RT (2)	U29RT (2)	U29RT (2)	—	250 kcmil - 1/0 AWG(1)	2-1/2"	
YE30P46X92	300 kcmil	—	—	4/0	0.46 [12]	2.37 [60]	3.67 [93]	0.92 [23]	0.81 [21]	White	17	—	—	W30VT (8)	W30RT (8)	U30RT (4)	U30RT (4)	U30RT (4)	L30RT (1)	300 kcmil - 2/0 AWG(1)	2-5/8"	
YE31P50X100	350 kcmil	—	—	250 kcmil	0.51 [13]	2.39 [61]	3.80 [96]	1.00 [25]	0.88 [22]	Red	18	—	—	W31VT (8)	W31RT (8)	U31RT (4)	U31RT (4)	U31RT (4)	L31RT (1)	350 kcmil - 3/0 AWG(1)	2-3/4"	
YE36P63X126	600 kcmil	—	—	400 kcmil	0.63 [16]	3.14 [80]	4.95 [126]	1.26 [32]	1.19 [30]	Green	22	—	—	—	—	U36RT (4)	U36RT (4)	U36RT (4)	L36RT (2)	600 kcmil - 250 kcmil(1)	3-7/16"	
YE39P71X142	750 kcmil	—	—	500 kcmil	0.71 [18]	3.37 [86]	5.41 [137]	1.42 [36]	1.30 [33]	Black	24	—	—	—	—	U39RT (4)	S39RT (4)	P39RT (4)	L39RT (2)	750 kcmil - 500 kcmil(1)	3-5/8"	
YE32P55X110	400 kcmil	—	—	300 kcmil	0.55 [14]	2.53 [65]	4.08 [104]	1.10 [28]	0.95 [26]	Blue	19	—	—	W32VT (8)	W32RT (8)	U32RT (4)	U32RT (4)	U32RT (4)	L32RT (1)	400 kcmil - 4/0 AWG(1)	3-1/4"	
YE34P59X118	500 kcmil	—	—	350 kcmil	0.59 [15]	2.68 [68]	4.36 [111]	1.18 [30]	1.07 [27]	Brown	20	—	—	W34VT (8)	W34RT (8)	U34RT (4)	U34RT (4)	U34RT (4)	L34RT (2)	500 kcmil - 4/0 AWG(1)	3-3/8"	

1. For sizes above 4/0 the MD6-6R2 must be used.

④ To use U Dies in Y46 HYPRESS™, catalog number PUADP-1 die adaptor is required.

Note: All dimensions shown are for reference only.

Blue highlighted items are industry standard and most frequently ordered.

C-142

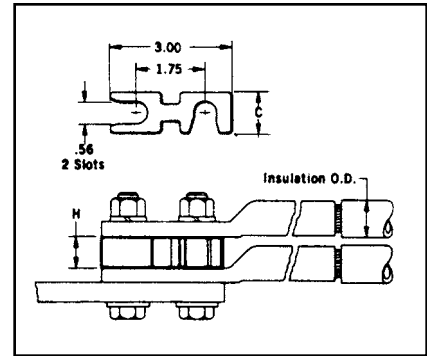

TYPE ASA-U

HYSTACK™ TERMINAL STACKING ADAPTOR

FOR ALUMINUM AND COPPER TERMINALS

UL Listed 90° C,
600 Volts to 35 kV

The Hystack™ adaptor is specially designed to allow standard terminals to be stacked on two or four hole NEMA transformer or equipment terminal pads. Hystack™ is tin-plated, high-conductivity aluminum to provide optimum corrosion resistance. Only three sizes accommodate terminals from 250 mcm through 1000 mcm to help keep costly inventories to a minimum.



Accommodates Copper and Aluminum Compression Terminals		Catalog Number	C	H
Conductor Max.	Insulation O.D.			
250 kcmil	0.87	ASA250U	1.00	0.77
800 kcmil	1.37	ASA800U	1.00	1.13
1000 kcmil	1.49	ASA1000U	1.25	1.25

To stack 4 hole NEMA drilled terminals use 2 adaptors assembled side by side.



ASA-U stacking adaptors are recommended for use with any BURNDY® UL Listed compression terminal, 2 or 4 hole NEMA pad aluminum and copper lugs, types YA, YA-L, YA-A, and for all 2-hole NEMA spaced lugs in the OVERHEAD and UNDERGROUND catalog sections.
Note: All dimensions shown are for reference only.



TYPE CUSA

HYSTACK™ TERMINAL STACKING ADAPTOR

This Hystack™ adaptor is specially designed to get terminals to the back end of a bus bar or other areas that require terminals to be elevated off the mounting surface. This Hystack™ is made from high conductivity copper and tin-plated to provide optimum corrosion resistance. It will accommodate #10 AWG through 750 kcmil HYLUG™ terminals.



Reference: Catalog Number TMH332.

This TMH332 Kit has just the right hardware when using the CUSA442TC38 Hystack on a 1/4 bus bar with a 4/0 through 750 kcmil HYLUG™.

Catalog Number	Stud Hole Size	Stud Hole Spacing	Length	Width	Height
CUSA442TC38	3/8"	1"	1.75"	1.12"	1.50"
CUSA442NTC	1/2"	1-3/4"	3.00"	1.12"	1.50"

Note: All dimensions shown are for reference only.

Blue highlighted items are industry standard and most frequently ordered.

TYPES YA-A AND YA-A-TN

HYLUG™

UNINSULATED ALUMINUM COMPRESSION TERMINAL

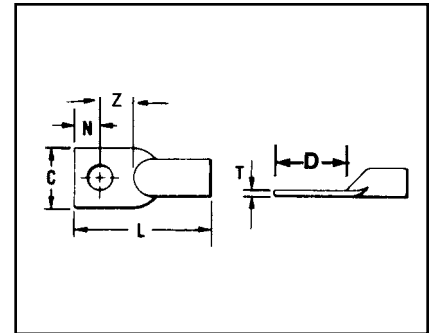
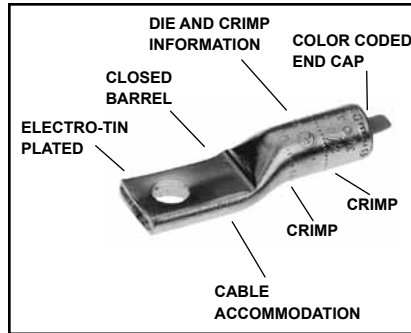
FOR ALUMINUM AND COPPER CONDUCTORS

1-HOLE DESIGN

UL Listed 90° C, 600 Volts to 35 kV ◆

Type YA-A aluminum tin-plated compression HYLUG™ terminals are dual-rated and designed for use on both aluminum and copper conductors from #12 sol. through 2000 kcmil.

They are designed for heavy duty applications to 35kV. YA-A terminals are prefilled with PENETROX™, and assembled with color-coded end caps. The aluminum HYLUG™ terminals are designed for a permanent trouble-free electrical termination.



Features & Benefits

- Manufactured from high conductivity, wrought aluminum with heavy duty wall thickness
 - ◇ Provides maximum conductivity, low resistance and ductility for an excellent combination of electrical and crimp forming properties
- Electro-tin plated
 - ◇ Provides durable long lasting corrosion resistance
- Internally beveled barrel
 - ◇ Provides easy cable insertion
- Meets UL486B 90° C requirements
 - ◇ Provides a quality electrical dual connection
- Connector is clearly marked with wire size, die index, color-code and the proper number and location of crimps
 - ◇ Provides easy identification and tooling recommendation for a proper compression which forms a homogeneous mass resulting in an excellent electrical connection
- Factory prefilled with PENETROX™ oxide inhibiting compound
 - ◇ Oxide inhibiting compound contains homogeneously suspended metallic particles to penetrate the wires' oxides, establish electrical continuity and forms an airtight connection
- Color-coded end caps inserted in barrel end
 - ◇ Prevents foreign materials from entering and contaminating the connector prior to usage plus identifies the proper color-coded die for a reliable connection

Catalog Number	Code Conductor	Stud Size	No. of Holes in Pad	Dimensions						Installation Tooling ▲					Wire Strip Length
				C	D	L	N	T	Z	Dieless (# of crimps)		Y35, Y39, Y750, Y46*		▲ Die Index	
										Mechanical Tooling	Hydraulic HYPRESS™	Die Number (# of crimps)	Color Code		
YA12A-TN ‡	12 Str.	#10	1	0.41	0.50	1.19	0.20	0.07	0.30	MR8-27 (1)	—	—	①	—	5/8"
YA10A-TN ‡	10 Str.	#10	1	0.41	0.50	1.22	0.20	0.06	0.30						
YA8CA1	8 AWG	#10	1	0.53	0.60	1.50	0.20	0.09	0.40	MY29-3 (1) MRC840AL (1)	Y81KFT (1) Y81KFTMBH (1) PAT81KFT-18V (1)	U8CABT (1)	Blue	374	5/8"
YA8CA3		1/4	1	0.53	0.75	1.65	0.25	0.09	0.50						
YA6CA1	6 AWG	1/4	1	0.47	0.75	1.84	0.33	0.14	0.42	MY29-3 (1) MRC840AL (1)	MY644HSXT (1) Y81KFT (1) Y81KFTMBH (1) PAT81KFT-18V (1)	U6CABT (1)	Gray	346	3/4"
YA6CA3		3/8	1	0.65	1.19	2.28	0.44	0.09	0.75						
YA4CA1	4AWG	1/4	1	0.47	0.75	2.13	0.33	0.18	0.42	MY29-3 (1) MRC840AL (1)	Y81KFT (1) Y81KFTMBH (1) PAT81KFT-18V (1) Y644HSXT (1)	U4CABT (1)	Green	375	7/8"
YA4CA3		5/16	1	0.80	0.87	2.25	0.41	0.12	0.46						
YA4CA6		3/8	1	0.80	0.94	2.32	0.44	0.12	0.50						

• Contact BURNDY® for conductor, stud sizes and hole drillings not shown.
 ▲ See tooling section of this catalog for complete tool and die listings.
 ① No color code assigned.

‡ UL Listed for Aluminum only.
 * Use PUADP-1 adaptor with U dies in Y46 Hypress™.
 ◆ For applications greater than 2000 Volts consult cable manufacturer for voltage stress relief instructions.
Note: All dimensions shown are for reference only.

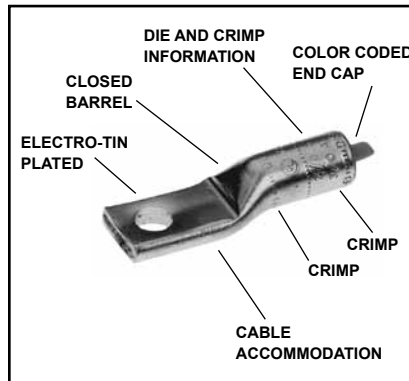
Blue highlighted items are industry standard and most frequently ordered.

Compression Connections

BURNDY®

Aluminum Compression — Tin Plated — For Aluminum & Copper Conductors

TYPES YA-A AND YA-A-TN (Continued)



UL Listed 90° C,
600 Volts to 35 kV ◆

C-144 HYLUG™

UNINSULATED ALUMINUM COMPRESSION TERMINAL FOR ALUMINUM AND COPPER CONDUCTORS

1-HOLE DESIGN

Catalog Number	Code Conductor *	Stud Size	No. of Holes in Pad	Dimensions						Installation Tooling ▲					Wire Strip Length
				C	D	L	N	T	Z	Dieless (# of crimps)		Die Number (# of crimps)	Color Code	▲ Die Index	
										Mechanical Tooling	Hydraulic HYPRESS™				
YA2CA5	2AWG	1/4	1	0.50	0.75	2.25	0.33	0.22	0.42	MY29-3 (1) MRC840AL (1)	Y81KFT (2) Y81KFTMBH (2) Y644HSXT (1) PAT81KFT-18V (2)	U2CABT (1)	Pink	348	1-1/8"
YA2CA1		5/16	1	0.88	0.88	2.50	0.41	0.16	0.47			U1CART (1)	Gold	471	15/16"
YA2CA3		3/8	1	0.88	0.94	2.56	0.44	0.16	0.50			U25ART (1)	Tan	296	1-1/16"
YA1CA1	1 AWG	3/8	1	0.76	1.19	2.59	0.44	0.19	0.75	MY29-3 (2) MRC840AL (2)	Y81KFT (2) Y81KFTMBH (2) Y644HSXT (1) PAT81KFT-18V (2)	U1CART (1)	Gold	471	15/16"
YA25A1	1/0	5/16	1	0.60	0.87	2.31	0.41	0.21	0.46			U26ART (2)	Olive	297	1-3/8"
YA25A3		3/8	1	0.82	1.18	2.67	0.63	0.21	0.55			U27ART (2)	Ruby	467	1-1/2"
YA25A9		1/2	1	1.03	1.34	2.83	0.63	0.17	0.71	U28ART (2)	White	298	1-5/8"		
YA26A6	2/0 AWG	3/8	1	0.67	1.89	2.79	0.44	0.24	0.74	MY29-3 (2) MRC840AL (2)	Y81KFT (2) Y81KFTMBH (2) Y644HSXT (1) PAT81KFT-18V (2)	U26ART (2)	Olive	297	1-3/8"
YA26A1		1/2	1	1.03	1.36	3.03	0.63	0.20	0.73			U27ART (2)	Ruby	467	1-1/2"
YA27A1	3/0 AWG	3/8	1	0.73	1.18	2.88	0.44	0.26	0.74	MY29-3 (2) MRC840AL (2)	Y81KFT (2) Y81KFTMBH (2) Y644HSXT (1) PAT81KFT-18V (2)	U27ART (2)	Ruby	467	1-1/2"
YA27A3		1/2	1	1.04	1.37	3.27	0.63	0.26	0.74			U28ART (2)	White	298	1-5/8"
YA28A1	4/0 AWG	3/8	1	1.17	1.18	3.26	0.44	0.30	0.74	MY29-3 (2) MRC840AL (2)	Y81KFT (2) Y81KFTMBH (2) Y644HSXT (1) PAT81KFT-18V (2)	U28ART (2)	White	298	1-5/8"
YA28A3		1/2	1	1.17	1.36	3.44	0.63	0.30	0.73			U29ART (2)	Red	324	1-9/16"
YA29A9	250 kcmil	3/8	1	1.26	0.83	3.09	0.41	0.33	0.42	—	Y81KFT (2) Y81KFTMBH (2) Y644HSXT (1) PAT81KFT-18V (2)	U29ART (2)	Red	324	1-5/8"
YA29A1		1/2	1	1.26	1.36	3.53	0.63	0.33	0.73			U30ART (2)	Blue	470	1-3/4"
YA30A6	300 kcmil	3/8	1	1.38	1.37	3.90	0.63	0.36	0.74	—	Y81KFT (2) Y81KFTMBH (2) Y644HSXT (1) PAT81KFT-18V (2)	U30ART (2)	Blue	470	1-3/4"
YA30A1		1/2	1	1.38	1.37	3.90	0.63	0.36	0.74			U31ART (2)	Brown	299	2-1/8"
YA31A1	350 kcmil	1/2	1	1.52	1.37	4.33	0.63	0.39	0.74	—	Y644HSXT (1) Y81KFT (3) Y81KFTMBH (3) PAT81KFT-18V (3)	U31ART (2)	Brown	299	2-1/8"
YA32A9	400 kcmil	3/8	1	1.62	0.83	3.95	0.41	0.43	0.42	—	Y644HSXT (1) Y81KFT (4) Y81KFTMBH (4) PAT81KFT-18V (4) PAT644XT-18V (2)	U32ART (4)	Green	472	2-5/16"
YA32A1		5/8	1	1.62	1.88	4.92	0.88	0.43	1.00			U33ART (4)	Pink	300	2-5/8"
YA34A1	500 kcmil	5/8	1	1.80	1.91	5.56	0.88	0.46	1.03	—	Y644HSXT (1) Y81KFT (4) Y81KFTMBH (4) PAT81KFT-18V (4) PAT644XT-18V (2)	U34ART (4)	Black	473	2-7/8"
YA36A1	600 kcmil	5/8	1	1.97	1.88	5.82	0.88	0.52	1.00			U39ART-2 (4)	Yellow	936	2-7/8"
YA39A1	700-750 kcmil 900 Compact AL*	1/2	1	2.05	1.34	5.26	0.63	0.43	0.71	—	Y644HSXT (1) Y81KFT (4) Y81KFTMBH (4) PAT81KFT-18V (4) PAT644XT-18V (2)	U39ART-2 (4)	Yellow	936	2-7/8"
YA39A3		5/8	1	2.05	1.88	5.80	0.88	0.43	1.00			U40ART (4)	Gray	474	3"
YA39A34	700-750 kcmil	3/4	1	2.05	2.19	6.17	1.00	0.43	1.19	—	Y644HSXT (1) Y81KFT (4) Y81KFTMBH (4) PAT81KFT-18V (4) PAT644XT-18V (2)	U40ART (4)	Gray	474	3"
YA40A1	800 kcmil	5/8	1	1.65	1.87	6.12	0.88	0.60	0.99			U42ART (4) [^]	Gray	303	2-7/8"
YA42A1	900 kcmil AL 600 kcmil CU	1/2	1	2.14	1.36	5.32	0.63	0.39	0.71	—	Y644HSXT (2) Y644HSXTBH (2) PAT644XT-18V (2)	U42ART (4) [^]	Gray	303	2-7/8"
YA42A3		5/8	1	2.14	1.36	5.32	0.63	0.39	1.00			P44ART** (4)	Gray	474	3"
YA44A1	1000 kcmil	5/8	1	2.50	1.89	6.50	0.88	0.66	1.01	—	Y644HSXT (2) Y644HSXTBH (2) PAT644XT-18V (2)	P44ART** (4)	Gray	474	3"

* Contact BURNDY® for conductor, stud sizes and hole drillings not shown.

▲ See tooling section of this catalog for complete tool and die listings.

* Use PUADP-1 adaptor with U dies in Y46 HYPRESS™.

** P44ART for use with Y46 HYPRESS™ only. PUADP-1 adaptor not required.

+ Tested with Y644HSXT and PAT644 dieless tools only and not UL Listed with any tool on 900 Compact Al.

◆ For applications greater than 2000 Volts consult cable manufacturer for voltage stress relief instructions.

[^] U die for 900 AL only

Note: All dimensions shown are for reference only.

Blue highlighted items are industry standard and most frequently ordered.

US: 1-800-346-4175

www.burndy.com

Canada: 1-800-387-6487

TYPE YA-A

HYLUG™

**UNINSULATED ALUMINUM
COMPRESSION TERMINAL
FOR ALUMINUM AND
COPPER CONDUCTORS**

2-HOLE AND 4-HOLE DESIGNS

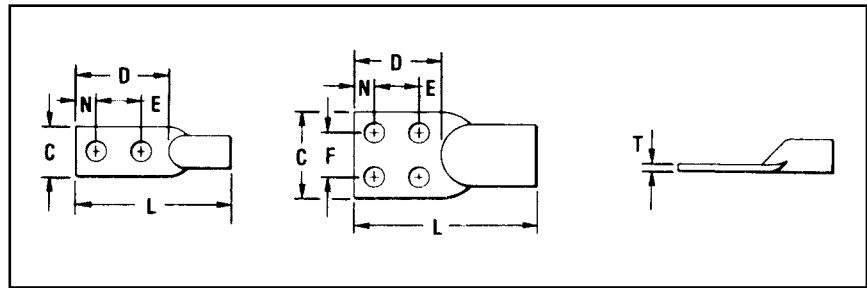
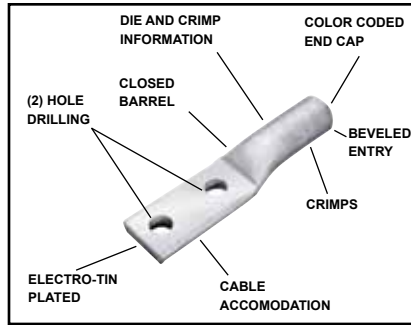
UL Listed 90° C,
600 Volts to 35 kV ♦

Type YA-A 2- and 4-hole pads inhibit connector rotation and increase area contact. These aluminum terminals have the same design features and benefits as the 1-hole YA-A with an added stud hole for a more secure termination to various types of equipment pads. They are dual-rated for use on both aluminum and copper conductors.



Features & Benefits

- Manufactured from high conductivity, wrought aluminum with heavy duty wall thickness
- ◊ Provides maximum conductivity, low resistance and ductility for an excellent combination of electrical and crimp forming properties
- Electro-tin plated
- ◊ Provides durable long lasting corrosion resistance



- Internally beveled barrel
 - ◊ Provides easy cable insertion
- Meets UL486B 90° C requirements
 - ◊ Provides a quality electrical dual connection
- Connector is clearly marked with wire size, die index, color-code and the proper number and location of crimps
 - ◊ Provides easy identification and tooling recommendation for a proper compression which forms a homogeneous mass resulting in an excellent electrical connection
- Factory prefilled with PENETROX™ oxide inhibiting compound
 - ◊ Oxide inhibiting compound contains homogeneously suspended metallic particles to penetrate the wires' oxides, establish electrical continuity and forms an airtight connection
- Color-coded end caps inserted in barrel end
 - ◊ Prevents foreign materials from entering and contaminating the connector prior to usage plus identifies the proper color-coded die for a reliable connection

**Y644HSXT DIELESS HYPRESS™
RANGE-TAKING
CAPABILITIES**

The following size HYDENT™ lugs and two way splices, when crimped with the Y644HSXT DIELESS HYPRESS™ tool, produce the following range taking capabilities:

Aluminum Connectors					
Standard Wire Size	Expanded Wire Range	Standard Wire Size	Expanded Wire Range	Standard Wire Size	Expanded Wire Range
#6 AWG	#6 AWG	1/0 AWG	1/0 - #1 AWG	250 kcmil	250 kcmil - 1/0 AWG
#4 AWG	#4 - #6 AWG	2/0 AWG	2/0 - #1 AWG	300 kcmil	300 kcmil - 2.0 AWG
#2 AWG	#2 - #6 AWG	3/0 AWG	3/0 - #1 AWG	350 kcmil	350 kcmil - 3/0 AWG
#1 AWG	#1 - #2 AWG	4/0 AWG	4/0 - #1 AWG	400 kcmil	400 kcmil - 4/0 AWG
				500 kcmil	500 kcmil - 4/0 AWG
				600 kcmil	600 - 250 kcmil
				750 kcmil	750 - 500 kcmil

Blue highlighted items are industry standard and most frequently ordered.

Compression Connections

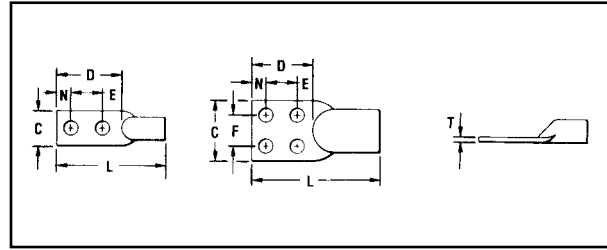
BURNDY®

Aluminum Compression — Tin Plated — For Aluminum & Copper Conductors

TYPE YA-A

HYLUG™

**UNINSULATED ALUMINUM
COMPRESSION TERMINAL
FOR ALUMINUM AND
COPPER CONDUCTORS**



UL Listed 90° C,
600 Volts to 35 kV ♦



C-146

2-HOLE AND 4-HOLE DESIGNS

Catalog Number	Code Conductor	Stud Size	No. of Holes in Pad	Dimensions							Installation Tooling ▲					Wire Strip Length
				C	D	E & F	L	N	T REF.	Z MIN.	Dieless (# of crimps)		Y35, Y39, Y750, Y46*	▲ Die Index		
											Mechanical Tooling	Hydraulic HYPRESS			Die Number (# of crimps)	
YA2CA9	2 str.	1/2	2	0.88	3.11	1.75	4.73	0.63	0.16	0.73	MY29-3 (1)	Y644HSXT (1) Y81KFT (1) Y81KFTMBH (1) PAT81KFT-18V (1)	U2CABT (1)	Pink	348	1-1/8"
YA25A5	1/0 str.	3/8	2	0.82	2.24	1.06	3.73	0.63	0.21	0.55	MY29-3 (1)	Y644HSXT (1) Y81KFT (2) Y81KFTMBH (2) PAT81KFT-18V (2)	U25ART (1)	Tan	296	1-1/16"
YA25A7		1/2		1.03	3.10	1.75	4.59	0.63	0.17	0.72			U26ART (2)	Olive	297	1-3/8"
YA26A3	2/0 str.	1/2	2	1.03	3.11	1.75	4.78	0.63	0.20	0.73	MY29-3 (2)	Y644HSXT (1) Y81KFT (2) Y81KFTMBH (2) PAT81KFT-18V (2)	U27ART (2)	Ruby	467	1-1/2"
YA26A5		3/8		0.92	1.89	1.00	3.56	0.44	0.24	0.45			U28ART (2)	White	298	1-5/8"
YA27A5	3/0 str.	1/2	2	1.04	3.12	1.75	3.02	0.63	0.26	0.74	-	Y644HSXT (1) Y81KFT (3) Y81KFTMBH (3) PAT81KFT-18V (3)	U29ART (2)	Red	324	1-5/8"
YA27A7		3/8		1.04	1.89	1.00	3.79	0.44	0.26	0.45			U30ART (2)	Blue	470	1-3/4"
YA28A5	4/0 str.	1/2	2	1.17	3.11	1.75	5.19	0.63	0.30	0.73	-	Y644HSXT (1) Y81KFT (4) Y81KFTMBH (4) PAT81KFT-18V (4)	U31ART (2)	Brown	299	2-1/8"
YA28A7		3/8		1.17	1.89	1.00	3.97	0.44	0.30	0.45			U32ART (4)	Green	472	2"
YA29A3	250 kcmil	1/2	2	1.26	3.11	1.75	5.28	0.63	0.33	0.73	-	Y644HSXT (1) Y81KFT (4) Y81KFTMBH (4) PAT81KFT-18V (4)	U34ART (4)	Pink	300	2-5/8"
YA29A5		3/8		1.26	1.89	1.00	4.06	0.44	0.33	0.45			U36ART (4)	Black	473	2-7/8"
YA30A3	300 kcmil	1/2	2	1.38	3.11	1.75	5.64	0.63	0.36	0.73	-	Y644HSXT (1) Y81KFT (4) Y81KFTMBH (4) PAT81KFT-18V (4)	U39ART-2 (4)	Yellow	936	2-7/8"
YA30A5		3/8		1.38	1.89	1.00	4.42	0.44	0.36	0.45			P39ART** (4)	Red	301	2-7/8"
YA31A5	350 kcmil	3/8	2	1.52	1.89	1.00	4.85	0.44	0.39	0.45	-	Y644HSXT (1) Y81KFT (4) Y81KFTMBH (4) PAT81KFT-18V (4)	U42ART (4) [▲]	Gray	303	2-7/8"
YA31A3		1/2		1.52	3.11	1.75	6.07	0.63	0.39	0.73			P44ART** (4)	Brown	302	3"
YA32A5	400 kcmil	3/8	2	1.62	1.89	1.00	4.93	0.44	0.43	0.45	-	Y644HSXT (1) Y81KFT (4) Y81KFTMBH (4) PAT81KFT-18V (4)	L46ART (2) ‡	Blue	478	2-3/4"
YA32A3		1/2		1.62	3.11	1.75	6.15	0.63	0.43	0.73			L48ART (2) ‡	Red	479	4-1/8"
YA34A3	500 kcmil	1/2	2	1.62	3.15	1.75	6.80	0.63	0.46	0.77	-	Y644HSXT (1) Y81KFT (4) Y81KFTMBH (4) PAT81KFT-18V (4)	U42ART (4) [▲]	Gray	303	2-7/8"
YA34A5		3/8		1.80	1.89	1.00	5.54	0.44	0.46	0.45			P44ART** (4)	Brown	302	3"
YA36A3	600 kcmil	1/2	2	1.62	3.15	1.75	7.09	0.63	0.52	0.77	-	Y644HSXT (1) Y81KFT (4) Y81KFTMBH (4) PAT81KFT-18V (4)	U42ART (4) [▲]	Gray	303	2-7/8"
YA36A5		3/8		1.97	1.89	1.00	5.64	0.69	0.52	0.45			P44ART** (4)	Brown	302	3"
YA39A5	700/750 kcmil	1/2	2	1.62	3.15	1.75	7.07	0.63	0.43	0.77	-	Y644HSXT (1) Y81KFT (4) Y81KFTMBH (4) PAT81KFT-18V (4)	U42ART (4) [▲]	Gray	303	2-7/8"
YA39A7		3/8		2.05	1.89	1.00	5.81	0.44	0.43	0.45			P44ART** (4)	Brown	302	3"
YA39AM2	900 Compact AL +	1/2	2	1.69	3.12	1.75	7.31	0.63	0.57	0.74	+	Y644HSXT (1) Y81KFT (4) Y81KFTMBH (4) PAT81KFT-18V (4)	U42ART (4) [▲]	Gray	303	2-7/8"
YA40A3	800 kcmil	1/2	2	2.25	3.16	1.75	7.41	0.63	0.60	0.78	+	Y644HSXT (1) Y81KFT (4) Y81KFTMBH (4) PAT81KFT-18V (4)	U42ART (4) [▲]	Gray	303	2-7/8"
YA42A5	900 kcmil AL 600 kcmil Cu	1/2	2	1.62	3.13	1.75	7.09	0.63	0.39	0.77	-	Y644HSXT (1) Y81KFT (4) Y81KFTMBH (4) PAT81KFT-18V (4)	U42ART (4) [▲]	Gray	303	2-7/8"
YA42A7		3/8		2.14	3.13	1.00	5.96	0.44	0.39	0.45			P44ART** (4)	Brown	302	3"
YA44A3	1000 kcmil	1/2	2	1.65	3.15	1.75	7.76	0.63	0.55	0.77	+	Y644HSXT (1) Y81KFT (4) Y81KFTMBH (4) PAT81KFT-18V (4)	U42ART (4) [▲]	Gray	303	2-7/8"
YA45A5 ^{▲▲}	1250 kcmil	1/2	2	2.59	3.12	1.75	7.73	0.63	0.51	0.74	+	Y644HSXT (1) Y81KFT (4) Y81KFTMBH (4) PAT81KFT-18V (4)	U42ART (4) [▲]	Gray	303	2-7/8"
YA46A3 ^{▲▲}	1500 kcmil	1/2	2	3.08	3.15	1.75	8.73	0.63	0.81	0.77	-	Y644HSXT (1) Y81KFT (4) Y81KFTMBH (4) PAT81KFT-18V (4)	U42ART (4) [▲]	Gray	303	2-7/8"
YA46A5 ^{▲▲}		1/2		4	3.08	3.15	1.75	8.73	0.63	0.81			0.77	L46ART (2) ‡	Blue	478
YA48A3 ^{▲▲}	2000 kcmil	1/2	2	3.57	3.11	1.75	8.49	0.63	0.90	0.73	+	Y644HSXT (1) Y81KFT (4) Y81KFTMBH (4) PAT81KFT-18V (4)	U42ART (4) [▲]	Gray	303	2-7/8"

• Contact BURNDY® for conductor, stud sizes and hole drillings not shown.
▲ See tooling section of this catalog for complete tool and die listings.
‡ Use Y60 BHU HYPRESS™ with L46ART and L48ART die sets.

* Use PUADP-1 adaptor with U dies in Y46 HYPRESS™.
** P39ART and P44ART die sets for use with Y46 HYPRESS™ only. PUADP-1 adaptor not required.
+ Tested with Y644HSXT and PAT644 dieless tools only and not UL Listed with any tool on 900 Compact AL.

♦ For applications greater than 2000 Volts consult cable manufacturer for voltage stress relief instructions.
▲ U die for 900 AL only
▲▲ 75° C Rated
Note: All dimensions shown are for reference only.

Blue highlighted items are industry standard and most frequently ordered.

TYPE YA-A-KIT

TRANSFORMER LUG KIT

Each kit contains the UL Listed and CSA Certified AL9CU rated aluminum compression connectors and tongue mounting hardware needed to terminate aluminum or copper cables in "dry type" transformers. The KVA rating gives an approximate cross reference to the appropriate kit.



C-147

Features & Benefits

- UL Listed AL9CU dual rated compression terminals and CSA Certified
 - ◊ Ensure the transformer feeders and taps are terminated properly
- Plated steel cap screws and hex nuts with captive conical washers or individual Belleville washers
 - ◊ Terminal to bus connections are made using proper hardware resulting in true torque to pressure performance, compensates for dissimilar metal expansion and contraction
- Hardware packed in plastic bag
 - ◊ No lost hardware prior to installation

Catalog Number	KVA		Terminals		Wire Range with Y644HSXT	Bolt		Hardware		Washer	
			Qty.	Cat. No.		Qty.	Size	Qty.	Size	Qty.	Washer
YA-A-KIT1	15-37.5	1Ø	8	YA2C-A5	#6-2 AWG	8	1/4-20 X 3/4	8	1/2 x 20HN	Captive	
	15-45.3	3Ø	4	YA30-A7	2/0 AWG-300 kcmil						
YA-AKIT2	50-75	1Ø	12	YA30-A7	2/0 AWG-300 kcmil	8	1/4-20 X 3/4	16	1/4 X 20HN	Captive	
	75-112.5	3Ø									
YA-AKIT3	100-167	1Ø	3	YA30-A7	2/0 AWG-300 kcmil	3	1/4-20 X 3/4	3	1/4 X 20	Captive	
	150-300	3Ø	22	YA39-A1	500-750 kcmil	16	1/2-13 X 2	16	1/2-13	16	1/2 Belleville

HH- Hex Head
HN- Hex Nut
See Mechanical section for set screw terminal kits.
Note: All dimensions shown are for reference only.

Blue highlighted items are industry standard and most frequently ordered.

TYPE AYP, AYPO

HYPLUG™

C-148

FOR ALUMINUM AND COPPER CONDUCTOR

UL Listed 90° C,
600 Volts to 35 kV ◆

Types AYP and AYPO aluminum compression adaptors are designed for reliable termination of aluminum and copper conductor in mechanical connectors. Typical applications include mechanical connectors in molded case circuit breakers, panel board equipment and meter sockets.



AL9CU



AL9



TYPE AYP



TYPE AYPO

Features & Benefits

- All-aluminum electro-tin plated design
 - ◆ Eliminates possible bi-metallic corrosion and provides the shortest connector length design possible
- Shortest connector length design possible
 - ◆ Permits easy installation in equipment with limited working space
- Solid electro-tin plated aluminum plug
 - ◆ Proper electrical connection made easily. Eliminates "how tight is tight" problem
- Smooth surface on the solid EC aluminum electro-tin plated plug
 - ◆ Provides greater area contact establishing excellent electrical conductivity
- Solid plug has same diameter as current carrying equivalent copper wire
 - ◆ Permits use of larger aluminum wire to connect equipment
- Offset plug design available in sizes 2/0 through 750 kcmil
 - ◆ Provides flexibility and maximizes the use of limited space eliminating interference between conductors and equipment
- Electro-tin plated
 - ◆ Resists corrosion
- Factory prefilled with the proper amount of PENETROX™ joint compound
 - ◆ PENETROX™, BURNDY® oxide inhibiting compound with conductive metallic particles penetrates aluminum oxide between strands and forms an air-tight connection
- EPDM rubber covers are supplied with each connector and are rated for 600 V
 - ◆ Eliminates taping
- Only (5) die sets install the complete line from #6 to 750 kcmil
 - ◆ Lowers inventory requirements and saves money
- Supplied in a plastic convenience pack
 - ◆ The cover and connector are kept together and free of foreign material until used
- Connectors are clearly marked with catalog number, wire size, and color coded die index
 - ◆ Provides clear, easy to use information to lower installed cost

◆ For applications greater than 2000 Volts consult cable manufacturer for voltage stress relief instructions.

Y644HSXT DIELESS HYPRESS™

RANGE-TAKING CAPABILITIES

The following HYPLUG™ lugs and two way splices, when crimped with the Y644HSXT DIELESS HYPRESS™ tool, produce the following range-taking capabilities for Aluminum Conductor only:

Aluminum Connectors Only					
Standard Wire Size	Expanded Wire Range	Standard Wire Size	Expanded Wire Range	Standard Wire Size	Expanded Wire Range
#6 AWG	#6 AWG	1/0 AWG	1/0 - #1 AWG	250 kcmil	250 kcmil - 1/0 AWG
#4 AWG	#4 - #6 AWG	2/0 AWG	2/0 - #1 AWG	300 kcmil	300 kcmil - 2.0 AWG
#2 AWG	#2 - #6 AWG	3/0 AWG	3/0 - #1 AWG	350 kcmil	350 kcmil - 3/0 AWG
#1 AWG	#1 - #2 AWG	4/0 AWG	4/0 - #1 AWG	400 kcmil	400 kcmil - 4/0 AWG
				500 kcmil	500 kcmil - 4/0 AWG
				600 kcmil	600 - 250 kcmil
				750 kcmil	750 - 500 kcmil

Blue highlighted items are industry standard and most frequently ordered.

TYPES AYP, AYPO

HYPLUG™

FOR ALUMINUM AND COPPER CONDUCTOR

UL Listed 90° C,
600 Volts to 35 kV♦



AL9CU



AL9

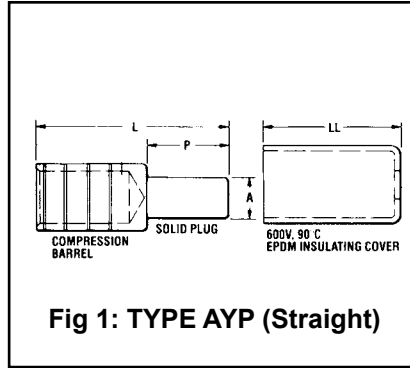


Fig 1: TYPE AYP (Straight)

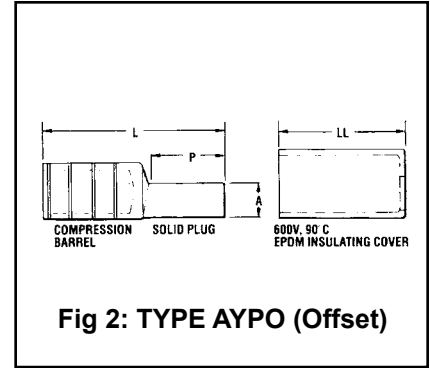


Fig 2: TYPE AYPO (Offset)

C-149

Catalog Number	Copper & Aluminum Conductor	Fig. No.	Dimensions				Installation Tooling ▲						Wire Strip Length	
			A ▼ Plug Dia.	P Plug Length	L HYPLUG Length	LL Cover Length	HYTOOLS			Y35, Y39, Y750, Y46*		▲ Die Index & Embossment		
							Dieless Tools (# of crimps)	+ OH25	+ MD6	Die Number (# of crimps)	Color Code			
AYP6	6 Str.	1	0.23	0.68	1.85	2.03								
AYP4	4 Str.	1	0.23	0.68	1.85	2.03	MY29-3 (2) ** + Y644HSXT (1) Y81KFT (1) Y81KFTMBH (1) PAT81KFT-18V (1)	1 crimp	W241	U25ART (1)	Tan	296	1-1/16"	
AYP2	2 Str.	1	0.23	0.68	1.85	2.03								
AYP1	1 Str.	1	0.26	0.84	2.01	2.03								
AYP1/0	1/0 Str.	1	0.29	0.84	2.01	2.03								
AYPO2/0	2/0 Str.	2	0.33	1.09	2.70	2.23	MY29-3 (2) ** + Y644HSXT (1) Y81KFT (2) Y81KFTMBH (2) PAT81KFT-18V (2)	—	—	U28ART (2)	White	298	1-1/8"	
AYPO3/0	3/0 Str.	2	0.37	1.22	2.80	2.23								
AYPO4/0	4/0 Str.	2	0.42	1.22	2.80	2.23								
AYP250	250 kcmil	1	0.47	1.22	2.63	2.54	Hydraulic: Y644HSXT (1) Y81KFT (2) Y81KFTMBH (2) PAT81KFT-18V (2)	—	—	U31ART (2)	Brown	299	1-1/8"	
AYPO250	250 kcmil	2	0.47	1.22	2.98	2.54								
AYPO300	300 kcmil	2	0.53	1.34	3.08	2.54								
AYP350	350 kcmil	1	0.57	1.34	2.75	2.54				U34ART (2)	Pink	300	1-1/8"	
AYPO350	350 kcmil	2	0.57	1.34	3.08	2.54								
AYPO400	400 kcmil	2	0.63	1.60	3.43	2.81								
AYP500	500 kcmil	1	0.68	1.60	3.08	2.81	U34ART (2)	Pink	300	1-1/8"				
AYPO500	500 kcmil	2	0.68	1.60	3.43	2.81								
AYPO600	600 kcmil	2	0.73	1.64	4.02	3.69	Y644HSXT (1) Y81KFT (3) Y81KFTMBH (3) PAT81KFT-18V (3)	—	—	U39ART-2 (3)	Yellow	936	1-3/4"	
AYP750	700/750 kcmil 900 Compact AL†	1	0.81	1.76	3.79	3.69								
AYPO750	700/750 kcmil 900 Compact AL†	2	0.81	1.76	4.16	3.69								

Scratch brush aluminum conductor before installation.
▲ See tooling section of this catalog for complete tool and die listings.
** For MY29-3 use aluminum index plate at 1/0 setting for sizes #6 through 1/0 or at 4/0 setting for sizes 2/0 through 4/0.
+ Not UL Listed with these tools.

* Use PUADP-1 adaptor with U dies in Y46 HYPRESS™.
■ Also accommodates compressed and compact conductors (except for 700 kcmil in 750 kcmil barrel).
† Tested with Y644HSXT and PAT644XT-18V dieless tools only and not UL Listed with any tool on 900 Compact AL.

♦ For applications greater than 2000 Volts consult cable manufacturer for voltage stress relief instructions.
Note: All dimensions shown are for reference only.
▼ For copper equivalent wire size see page O-11 (Aluminum 1350 Cable).
Note: CSA certified for AL Conductor only.

Blue highlighted items are industry standard and most frequently ordered.

TYPE YS-A

HYLINK™

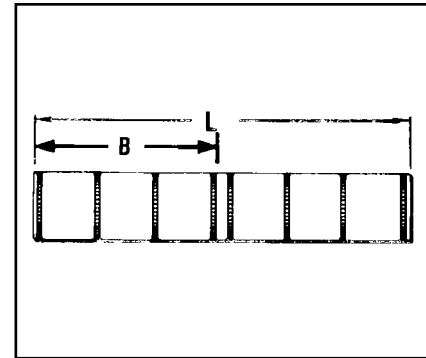
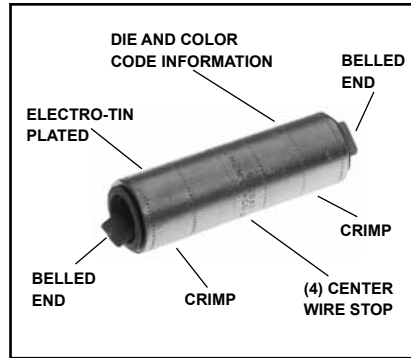
C-150

UNINSULATED ALUMINUM COMPRESSION SPLICE

UL Listed 90° C,
600 Volts to 35 kV ♦

Type YS-A is a high-conductivity aluminum tin-plated compression butt splice for use on all combinations of aluminum to aluminum, aluminum to copper, and copper to copper conductor combinations.

They are designed to accommodate conductors from #12 str. through 1,000 kcmil in standard and heavy duty applications. Prefilled with PENETROX™ oxide inhibiting compounds and assembled with color-coded end caps, the connectors provide a permanent trouble-free electrical splice with flexibility and low installed cost.



Features and Benefits

- Manufactured from high-conductivity wrought aluminum with heavy duty wall thickness
 - ◊ Provides high-conductivity/low resistance and ductility for an excellent combination of electrical and crimp forming properties
- Electro-tin plated
 - ◊ Provides durable long lasting corrosion resistance
- Internally beveled barrel
 - ◊ Provides easy cable entry
- Solid center stop and prefilled with PENETROX™ oxide inhibiting compound
 - ◊ Provides stop for proper conductor insertion and an aid in forcing the PENETROX™ between the individual wire strands
- Color-coded end caps
 - ◊ Provides easy wire size and die code identification plus prevents foreign materials from entering and contaminating the connector prior to usage
- Connector is clearly marked with wire size, die index and the proper number and location of crimps
 - ◊ Provides easy identification and tooling recommendation. Proper compression forms a homogeneous mass resulting in an excellent electrical connection

Catalog Number	Code • Conductor	Dimensions		Installation Tooling ▲				Wire Strip Length	
				Dieless (# of crimps/end)		Y35, ■ Y39, Y750, Y46*			▲ Die Index & Embossment
		B	L	Mechanical HYTOOL™	Hydraulic HYPRESS™	Die Number (# of crimps per end)	Color Code		
YS12AG1 ‡	#12 Str.	0.45	1.03	Ratchet: MR8-27 (1)	—	—	①	—	5/8"
YS10WAG1 ‡	#10 Sol.	0.50	1.12		—	—	—	—	5/8"
YS8CA1	8 Str.	0.59	1.44	MY29-3 (1) MRC840AL (1)	Y644HSXT (1) Y81KFT (1) Y81KFTMBH (1) PAT81KFT-18V (1)	U8CABT (1)	Blue	374	5/8"
YS6CA1	6 Str.	0.72	1.70		U6CABT (1)	Gray	346	3/4"	
YS4CA1	4 Str.	0.86	1.97		U4CABT (1)	Green	375	7/8"	
YS2CA1	2 Str.	1.09	2.44	MY29-3 (1) MRC840AL (1)	Y644HSXT (1) Y81KFT (2) Y81KFTMBH (2) PAT81KFT-18V (2)	U2CABT (1)	Pink	348	1-1/8"
YS1CA1	1 Str.	0.90	2.05		U1CART (1)	Gold	471	15/16"	
YS25A1	1/0 Str.	1.06	2.37		U25ART (1)	Tan	296	1-1/16"	

▲ See tooling section of this catalog for complete tool and die listing.

① No color code assigned.

‡ UL Listed for Aluminum only. Not CSA Certified.

* Use PUADP-1 adaptor with U dies in Y46 HYPRESS™.

■ The largest size for the Y35 is 400 kcmil.

♦ For applications greater than 2000 Volts consult cable manufacturer for voltage stress relief instructions.

● Also accommodates compressed and compact conductors (except for 700 kcmil in 750 kcmil barrel).

Note: All dimensions shown are for reference only.

Blue highlighted items are industry standard and most frequently ordered.

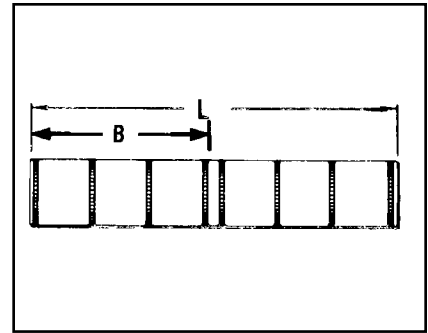
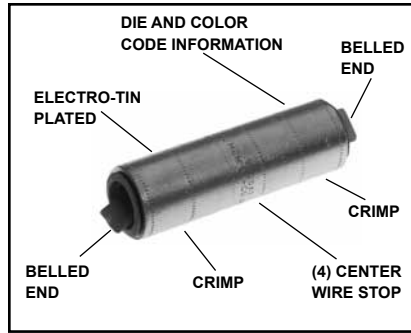
TYPE YS-A

(Continued)

HYLINK™

**UNINSULATED ALUMINUM
COMPRESSION SPLICE**

UL Listed 90° C,
600 Volts to 35 kV ♦



C-151

Catalog Number	Code • Conductor	Dimensions B L		Installation Tooling ▲					Wire Strip Length
				Dieless (# of crimps/end)		Y35, ■ Y39, Y750, Y46*		▲ Die Index & Embossment	
				Mechanical HYTOOL™	Hydraulic HYPRESS™	Die Number (# of crimps per end)	Color Code		
YS26A1	2/0 str.	1.18	2.61	MY29-3 (2) MRC840AL (2)	Y644HSXT (1) Y81KFT (2)	U26ART (2)	Olive	297	1-3/8"
YS27A1	3/0 str.	1.31	2.88			U27ART (2)	Ruby	467	1-1/2"
YS28A1	4/0 str.	1.40	3.06	MY29-3 (2)	Y81KFTMBH (2) PAT81KFT-18V (2)	U28ART (2)	White	298	1-5/8"
YS29A1	250kcmil	1.46	3.18			U29ART (2)	Red	324	1-5/8"
YS30A1	300 kcmil	1.47	3.20			U30ART (2)	Blue	470	1-3/4"
YS31A1	350 kcmil	1.89	4.04	—	Y644HSXT (1) Y81KFT (3) Y81KFTMBH (3) PAT81KFT-18V (3)	U31ART (2)	Brown	299	2-1/8"
YS32A1	400kcmil	2.30	4.86	—	Y644HSXT (1) Y81KFT (4) Y81KFTMBH (4) PAT81KFT-18V (4)	U32ART (2)	Green	472	2-1/2"
YS34A1	500 kcmil	2.38	5.02	—		U34ART (2)	Pink	300	2-5/8"
YS36A1	600 kcmil	2.44	5.14	—		U36ART (4)	Black	473	2-7/8"
YS39A1*	700/750 kcmil 900 Compact Al †	2.50	5.26	—		U39ART-2 (4)	Yellow	936	2-7/8"
YS39AM1*	700/750 kcmil 900 Compact Al †	2.63	5.58	—	P39ART** (4)	Red	301	2-7/8"	
YS42A1	600 - 900 kcmil	2.50	5.26	—	Y644HSXT (2) PAT644HSXT (2)	U42ART (4) ^	Gray	—	2-7/8"
YS44A1^^	1000 kcmil	2.84	5.94	—	—	P44ART** (4)	Brown	302	3"
YS45A1^^	1250 kcmil	2.84	6.21	—	—	P48PR1/L44ART** (6)	Brown	302	2.88"
YS46A1^^	1500 kcmil	3.40	7.05	—	—	L46ART*** (2)	Blue	478	3.38"
YS47A1^^	1750 kcmil	3.99	8.31	—	—	L47ART*** (2)	White	587	4"
YS48A1^^	2000 kcmil	3.66	7.58	—	—	L48ART*** (2)	Red	479	3.63"
YS483A1^^	2250 kcmil ALUMINUM ONLY	3.66	7.58	—	—	L48ART*** (2)	Red	479	3.63"

▲ See tooling section of this catalog for complete tool and die listings.

‡ UL Listed for Aluminum only. Not CSA Certified.

* Use PUADP-1 adaptor with U dies in Y46 HYPRESS™.

** P39ART and P44ART for use with Y46 HYPRESS™ only. PUADP-1 adapter not required.

■ The largest size for the Y35 is 400 kcmil.

*** Y60BHU only.

90° C Rated.

† Tested with Y644HSXT and PAT644XT-18V dieless tools only and not UL Listed with any tool on 900 Compact Al.

● Also accommodates compressed and compact conductors. (Except 700 kcmil in 750 kcmil barrel)

Note: All dimensions shown are for reference only.

^ U Die for 900 AL only.

^^ 75° C Rated.

Y644HSXT DIELESS HYPRESS™

RANGE-TAKING

CAPABILITIES

The following HYLINK™ splices, when crimped with the Y644HSXT DIELESS HYPRESS™ tool, produce the range-taking capabilities in the table to the right.

Aluminum Splices					
Standard Wire Size	Expanded Wire Range	Standard Wire Size	Expanded Wire Range	Standard Wire Size	Expanded Wire Range
#6 AWG	#6 AWG	1/0 AWG	1/0 - #1 AWG	250 kcmil	250 kcmil - 1/0 AWG
#4 AWG	#4 - #6 AWG	2/0 AWG	2/0 - #1 AWG	300 kcmil	300 kcmil - 2.0 AWG
#2 AWG	#2 - #6 AWG	3/0 AWG	3/0 - #1 AWG	350 kcmil	350 kcmil - 3/0 AWG
#1 AWG	#1 - #2 AWG	4/0 AWG	4/0 - #1 AWG	400 kcmil	400 kcmil - 4/0 AWG
				500 kcmil	500 kcmil - 4/0 AWG
				600 kcmil	600 - 250 kcmil
				750 kcmil	750 - 500 kcmil

Blue highlighted items are industry standard and most frequently ordered.

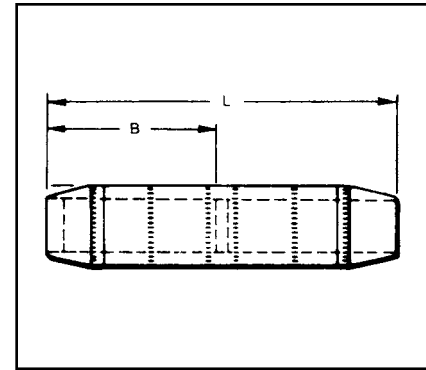
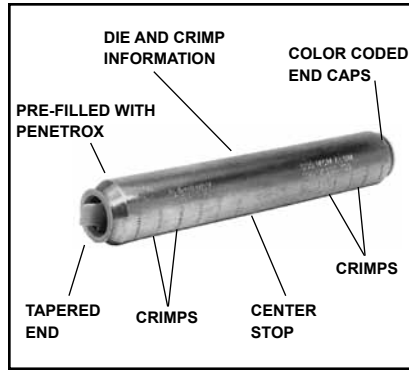
TYPE YS-AT

HIGH VOLTAGE UNINSULATED ALUMINUM COMPRESSION SPLICE

C-152

Type YS-AT is a high-conductivity aluminum electro-tin plated compression butt splice with tapered ends for high voltage applications up to 35 kV.

The YS-AT provides the same benefits as the YS-A with the addition of tapered ends for easy installation of high voltage insulating kits. Tapered ends aid in preventing corona emission and insulation breakdown. Recommended for high voltage splice applications.



Features & Benefits

- Tapered ends for applications through 35kV
 - ◊ Permits easy taping and aids in preventing corona emission and insulation breakdown
- Heavy wall aluminum tubing
 - ◊ For use with combinations of AL-AL, AL-CU, CU-CU

Catalog Number	• † Code Conductor	Dimensions		Installation Tooling ▲				Wire Strip Length
				Y35, ■ Y39, Y750, Y46*			Die Index & Embossment ▲	
		B	L	Die Number	(Crimps per End)	Color Code		
YS2CAT	2 str.	1.58	4.00	U2CABT	(2)	Pink	348	2 1/4"
YS25AT	1/0 str.	1.96	4.73	U25ART	(2)	Tan	296	2 5/8"
YS26AT	2/0 str.	1.83	4.29	U26ART	(3)	Olive	297	2 3/8"
YS27AT	3/0 str.	2.04	4.69	U27ART	(3)	Ruby	467	2 5/8"
YS28AT	4/0 str.	2.16	5.05	U28ART	(3)	White	298	2 3/4"
YS29AT	250 kcmil	2.29	5.37	U29ART	(3)	Red	324	2 7/8"
YS30AT	300 kcmil	2.54	5.91	U30ART	(3)	Blue	470	3 1/8"
YS31AT	350 kcmil	2.68	6.23	U31ART	(3)	Brown	299	3 3/8"
YS34AT	500 kcmil	3.39	7.79	U34ART	(6)	Pink	300	4 1/8"
YS39AT	700/750 kcmil • 900 Compact AL ▼	3.69	8.57	P39ART**	(6)	Red	301	4 1/2"
YS44AT	1000 kcmil 900 Compact AL ▼	3.77	9.69	P44ART**	(6)	Brown	302	4 3/4"

† Contact BURNDY® for conductor sizes not shown.

* Use PUADP-1 adapter for U dies.

** P39ART and P44ART for use with Y46 HYPRESS™ only. PUADP-1 adapter not required.

■ The maximum size for the Y35 is 400 kcmil.

▲ See tooling section of this catalog for complete tool and die listings.

● Also accommodates compressed and compact conductors (except 700 kcmil in 750 kcmil barrel).

▼ Tested with Y644HSXT and PAT644XT-18V dieless tools only and not UL Listed with any tool on 900 Compact AL.

Note: All dimensions shown are for reference only.

Blue highlighted items are industry standard and most frequently ordered.

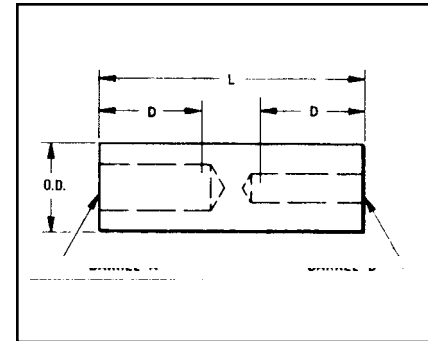
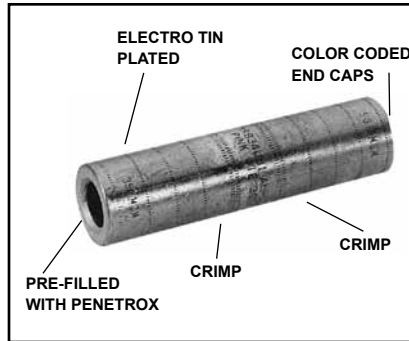
TYPE YRB

HYREDUCER™

**FOR ALUMINUM TO COPPER
AND ALUMINUM TO ALUMINUM**

UL Listed 90° C,
600 Volts to 35 kV ♦

HYREDUCER™ type YRB reducer butt splice is designed to splice two different conductor sizes and is UL Listed for aluminum to copper and aluminum to aluminum applications. The outside diameter is held constant to minimize installation dies and is factory prefilled with PENETROX™.



C-153

Features & Benefits

- Constant outside diameters. Electro tin-plated
 - ◊ Minimizes installation dies and provides a smooth profile for easy taping and provides durable long lasting corrosion resistance
- Factory prefilled with BURNDY® PENETROX™ oxide inhibiting compound
 - ◊ Contains homogeneously suspended conductive metallic particles which penetrate oxides between conductor strands and forms an air tight connection
- Solid center barrier
 - ◊ Provides center stop for correct cable insertion and aids the thorough penetration of PENETROX™ oxide inhibiting compound between conductor strands
- Connectors are clearly marked with catalog number, wire size, and color-coded die index
 - ◊ Provides clear, easy to use information to lower installed costs
- Each barrel end has a plastic end cap
 - ◊ Keeps the connector barrels free of foreign materials

Catalog Number	Conductor Range • Aluminum or Copper Size †		Dimensions			Installation Tooling ▲ Hydraulic Tools, Die Sets (No. of Crimps ‡)				Wire Strip Length
	Barrel A	Barrel B	O.D	D	L	Y35 ■, Y39, Y750, Y46* ‡	‡	Die▲ Index	Color Code	
YRB2U4	1 str. 2 str.	4 str. 3 str.	0.65	0.88	2.00	U25ART	(1)	296	Tan	15/16"
YRB25U2	1/0 str.	1 str. 2 str.	0.65	0.88	2.00	U25ART	(1)	296	Tan	15/16"
YRB27U25	3/0 str.	1/0 str.	0.85	1.36	3.31	U28ART	(2)	298	White	1-7/16"
YRB27U26	3/0 str.	2/0 str.	0.85	1.36	3.31	U28ART	(2)	298	White	1-7/16"
YRB28U26	4/0 str.	2/0 str.	0.85	1.36	3.31	U28ART	(2)	298	White	1-7/16"
YRB29U28	250 kcmil	4/0 str.	1.11	1.73	4.21	U31ART	(2)	299	Brown	1-13/16"
YRB31U28	350 kcmil	4/0 str.	1.11	1.73	4.21	U31ART	(2)	299	Brown	1-13/16"
YRB31U29	350 kcmil	250 kcmil	1.11	1.73	4.21	U31ART	(2)	299	Brown	1-13/16"
YRB34U31	500 kcmil	350 kcmil	1.31	2.11	5.12	U34ART	(4)	300	Pink	2-3/16"
YRB36U31	600 kcmil	350 kcmil	1.46	2.25	5.57	U39ART-2	(4)	936	Yellow	2-5/16"
YRB36U34	600 kcmil	500 kcmil	1.46	2.25	5.57	U39ART-2	(4)	936	Yellow	2-5/16"
YRB39U34	700/750 kcmil • 900 Compact AL ▼	500 kcmil	1.46	2.25	5.57	U39ART-2	(4)	936	Yellow	2-5/16"
YRB39U36	700/750 kcmil • 900 Compact AL ▼	600 kcmil	1.46	2.25	5.57	U39ART-2	(4)	936	Yellow	2-5/16"

† Contact BURNDY® for conductor sizes not shown.

▲ See tooling section of this catalog for complete tool and die listings.

‡ Number of crimps.

* Use PUADP-1 adaptor with U dies shown in Y46 HYPRESS™.

■ The maximum size for the Y35 is 400 kcmil.

♦ For applications greater than 2000 Volts consult cable manufacturer for voltage stress relief instructions.

• Also accommodates compressed and compact conductors (except 700 kcmil in 750 kcmil barrel).

▼ Tested with Y644HSXT and PAT644XT-18V dieless tools only and not UL Listed with any tool on 900 Compact AL.

Note: All dimensions shown are for reference only.

Blue highlighted items are industry standard and most frequently ordered.

TYPES YFD, YFN, YFO AND YFR

H-CRIMPIT™

C-154

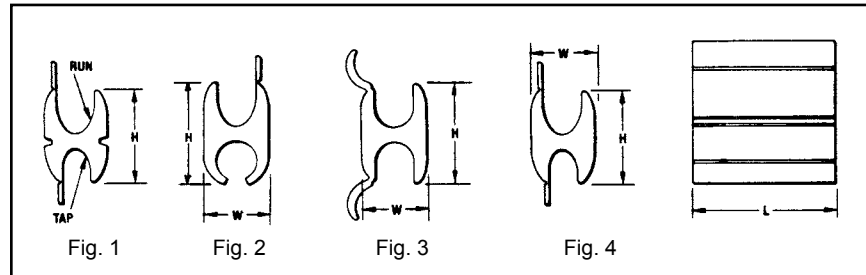

UNINSULATED ALUMINUM COMPRESSION TAP CONNECTOR

FOR ALUMINUM TO COPPER AND ALUMINUM TO ALUMINUM

UL Listed 90° C,
600 Volts to 35 kV ◆

H-CRIMPIT™ compression tap connectors Types YFD, YFN, YFO and YFR are for use with aluminum to aluminum and aluminum to copper connections.

The H-CRIMPIT™ is ideal for making both parallel and tap compression connections in risers and gutters. It should only be installed with hydraulic tools.



Features & Benefits

- Each connector is factory sealed in polyethylene
 - ◆ Maintains the connector free of dirt and foreign materials prior to being used
- When installed the connector has a smooth profile
 - ◆ Easy to tape or to install an insulating CRIMPIT™ cover (See Types CFA, CFA-FR) thereby lowering installed costs
- Connectors are marked with color-codes to match installation die
 - ◆ Easy die selections lower installed cost
- UL 486B Listed
 - ◆ Provides a quality electrical connection

Accommodates ②						Installation Tooling ▲												
Copper or Aluminum		Compact		Dia. Range		Catalog Number	Fig. #	H [mm]	L [mm]	W [mm]	▲ Die Index	Color Code	Hydraulic Tools, Die Sets (No. of Crimps)			Dieless Tools Die Adaptor, (No. of Crimps)		Wire Strip Length
Run	Tap	Run	④ Tap	Run	Tap								Y750, Y35 Y39	Y46	()	Y644HSXT, Y644MBH		
1/0-6 Str	1-6 Str	2/0-6	1-6 Str	0.398 - 0.162	0.332 - 0.162	YFO-140*	1	1.15 [29.2]	1.62 [41.1]	0.70 [17.8]	O	Green	UYFO, U-O	UYFO, U-O	(2)	PT30541	(1)	1-7/8"
4/0-1 Str	2/0-1 Str	250-1/0	3/0-1/0	0.563 - 0.338	0.477 - 0.338	YFD-365*	1	1.42 [36.1]	2.50 [63.5]	0.89 [22.6]	D3	Blue	U-D3, U-YFD	U-D3, U-YFD	(3)	PT30540	(2)	2-3/4"
500-4/0	500-4/0	500-250	500-250	0.815 - 0.522	0.815 - 0.522	YFN-540	3	1.82 [46.2]	4.50 [114.3]	1.23 [31.2]	N	Red	U-N U-YFN	P-N P-YFN	(3)	—	—	4-7/8"
900-600	600-350	900-700	600-400	1.1108 - 0.877	0.893 - 0.659	YFR-865	4	3.04 [77.2]	4.62 [117.3]	1.74 [44.2]	KR	Yellow	—	P-KR P-YFR	(4)	—	—	5"

▲ See tooling section of this catalog for complete tool and die listings.
† Do not use U-YFN die set with P-UADP-1 adaptor in Y46 HYPRESS™. Use P-YFN only.

◆ For applications greater than 2000 Volts consult cable manufacturer for voltage stress relief instructions.
* CSA Listed.
Note: All dimensions shown are for reference only.

Notes:
1 Material: Aluminum.
For Conductor combinations of AL to AL or AL to CU.
② Catalog Number PUADP-1-Adaptor is required to use U type dies in Y46 tools.
③ Other conductors not listed in table can be accommodated as long as the conductor diameter falls within diameter range specified.


Blue highlighted items are industry standard and most frequently ordered.

TYPES CFA AND CFA-FR

**H-CRIMPIT™
INSULATING COVERS AND
FLAME RETARDANT
INSULATING COVERS**

**FOR O, D3, N, AND KR DIE
SIZE H-TAP COMPRESSION
CONNECTORS**

UL Listed to 600 Volts



C-155

Type CFA insulating covers are made of high impact, high density polyethylene to insulate H-tap CRIMPIT™ compression connectors. Overlapping flash barriers protect both seams against possible electrical flashover. End fingers remain closed or wrap closely around conductors. Multiple latches lock cover closed securely.

Type CFA-FR flame retardant insulating covers are made of high impact, high density polypropylene with a minimum 28 oxygen index. This cover incorporates all the features of the CFA design plus the benefit of self-extinguishing flame retardant properties. Material is UL 94V-O rated.

Both CFA and CFA-FR types are suitable for indoor and outdoor use. Pliable in cool weather application.

Features & Benefits

- One-piece design, no extra parts or hardware required
- Slips over connector and latches securely shut for fast, easy, reliable insulation of H-Tap compression connectors
- Eliminates taping providing economical, fast, easy installation
- Flash barriers protects against electrical flashover
- CFA-FR flame retardant design with minimum 28 oxygen index, UL 94 V-O rated; self-extinguishing flame retardant properties



Catalog Number	Max. Conductor Accommodated	Insulated H-Tap CRIMPIT™ Connectors	Max. Conductor Length	Connector Die Index	Connector Color Code
CFAO-FR	1/0	YFO140	2-1/2"	O	Green
CFAD	4/0	YFD265, YFD365, YFD415	3-1/8"	D	Blue
CFAD-FR					
CFAN	500 kcmil	YFN515, YFN565	2-1/2"	N-Short Connector	Red
CFAN-FR					
CFANL		YFN465, YFN540, YFN615	5-1/2"	N-Long Connector	Red
CFANL-FR					
CFAR*	900 kcmil	YFR715, YFR765, YFR815, YFR865, YFR915	4-7/8"	KR	Yellow
CFAR-FR*					

* Two piece design packaged together.

Note: All dimensions shown are for reference only.

Blue highlighted items are industry standard and most frequently ordered.