





MADE IN U.S.A.



MORSE[®]

THE M. K. MORSE COMPANY

POWER TOOL ACCESSORIES

MORSE[®]

THE M. K. MORSE COMPANY

M. K. Morse products are manufactured in Canton, Ohio, in one of the industry's most advanced production facilities. This facility has undergone a number of expansions over the years as we developed our unique integrated manufacturing approach that helps us ship most orders for standard stock products within 24 hours.

In addition to this plant, there are M. K. Morse warehouses in California, Canada, England, Finland and India. Our products are available to professional contractors through a worldwide network of professional contractor and industrial supply distributors. To find your nearest M. K. Morse distributor call 1-800-733-3377. Internationally call 001-330-453-8187.



RAPID RESPONSE

QUESTIONS? CALL FOR SOLUTIONS
800-733-3377 ▼ 330-453-8187



WE HELP POWER TOOLS DO THEIR JOB BETTER

Our whole business is making saw blades for professionals. We make blades that last longer, cut smoother and do every conceivable cutting job. We make them for plumbers, electricians, carpenters, roofers, sheet metal workers, and anyone who uses power tools.

We make it our job to never, ever, let these people down. Toward this end we've continually invested in better research and development, better manufacturing processes, better raw materials and better warehousing facilities. The result is a wide-ranging product line that offers professionals blades that work better and last longer.

THE SAW MAKERS' ART AS PRACTICED AT M. K. MORSE






Since 1963 we have been developing, improving and refining our saw blade manufacturing processes. The saw makers' art, as practiced by Morse, is a combination of advanced production processes, engineering innovation and a highly skilled team.

Many of our engineering and production employees have been at it for decades. Today they work in a fully integrated manufacturing facility where we do everything but make our own steel. This gives us total control of our processes, making it easier for us to meet tight production deadlines.

For more information about The M. K. Morse Company, these products or our complete line of band saw products...


visit us at mkmorse.com



	Reciprocating Saw Blades	
	Morse CTR Carbide Tipped Blade	4
	Master Cobalt® Wood Cutting	5
	Master Cobalt® Hybrid® Wood/Metal	6
	Master Cobalt® Metal Cutting	7
	Advanced Edge Power® (metal)	9
	Advanced Edge Bolt® (structurals)	10
	Havoc® (demolition)	11
	Renovator® (remodeling)	12
	Auto Salvage®	13
	Pipe Boss® (tailpipe/automotive)	14
	Air Saw Blades	15
	Fire & Rescue Blades	16
	Plaster/Lath & Drywall Cutting	17
	U-Shank Blades	17
	Pallet Dismantling & Carbide Grit Blades	18
	Diamond Grit Blades	19
	Tungsten Carbide Tipped Blades	20
	Jab Saw & Recip Kits	21
	Hole Cutting & Boring Tools	
	Advanced Edge® Premium Hole Saws	23
	Master Cobalt® Bi-Metal Hole Saws	25
	Master Cobalt® Hole Saw Kits	26
	Arbors and Accessories	28
	Fast Adapt QR® Arbor Systems	29
	Master Cobalt® Deep Cut Hole Saws	30
	Carbide Tipped Hole Saws	30
	Tungsten Carbide Grit Hole Saws	31
	Recessed Lighting Hole Saws	31
	The Real McCoy® Bi-Metal Hole Saws	32
	The Real McCoy® Hole Saw Kits	33
	Combination Hole Saw Kits	34
	Carbide Tipped Hole Cutters	35
	Carbide Tipped Hole Cutter Kits	36
	Diamond Grit Hole Saws	36
	Step Drills & Self Feeding Wood Bits	37
	Double Cut Auger Bits & Spade Bits	38
	Metal Cutting Circular Saw Blades	
	Morse Metal Devil NXT®	40
	Metal Devil CL™ for Cordless Saws	40
	Metal Cutting Circular Saw Machines	
	Morse Metal Devil NXT® Circular Saws	41
	Morse Metal Devil® V-Blocks	42
	Type 1 Abrasive Wheel Mandrels	42
	Portable Band Saw Blades	
	Morse 811 & 1216 Portable Band Blades	44
	Master Cobalt® Bi-Metal Blades	45
	Morse Straight Pitch Bi-Metal Blades	45
	Carbon & Stationary Band Saw Blades	46
	Jig Saw Blades	
	Bi-Metal Jig Saw Blades	48
	Carbon Jig Saw Blades	49
	Jig Saw Blade Assortments	50
	Carbide Grit Blades	50
	Hack Saw Blades and Frames	
	Morse Bi-Metal Blades	52
	Hack Saw Frames	53
	Carbide Grit Hack Saw Blades	54
	PVC/ABS Hand Saw & Blades	54
	Information	
	Merchandising Information	55
	Warranty & Contact Information	Back Cover

ALL NEW
MORSE[®]
 THE M. K. MORSE COMPANY

CTR



CARBIDE TIPPED RECIP BLADES



UNIVERSAL TANG
fits all standard reciprocating saws

RIGID BLADE BODY
1" (25.4mm) x .050" (1.3mm) Thick
produces superior cutting performance

WC GRADE CARBIDE TIPS
for superior metal cutting

8 TEETH
per inch

NOSE TIP
for corner cuts



WHEN IT COMES TO **EXTREME METAL CUTTING**

The **ALL NEW** Morse **CTR** Recip

is the **best choice** for thick metal cutting applications between 3/16" and 1/2". This high performance blade provides longer cutting life over traditional bi-metal blades.

Features & Benefits

- ▼ **More Cost Effective** than bi-metal blades when cutting stainless steel, high strength alloys and other tough metals
- ▼ Precision ground carbide teeth
- ▼ **Maximum cutting performance** in thick metal applications
- ▼ 1 in x .050" blade body for straighter cuts and less vibration
- ▼ Available in 4", 6" and 9" lengths

CUTTING APPLICATIONS



TPI	Length	Width	Thickness	Length (mm)	Width (mm)	Thickness (mm)	Model#	Part#	Quantity Per Pkg.	Package Type
8	4"	1"	0.050	102	25	1.30	CTR408MC1	405201	1	Card
8	6"	1"	0.050	152	25	1.30	CTR608MC1	405218	1	Card
8	9"	1"	0.050	229	25	1.30	CTR908MC1	405225	1	Card

RECIPROCATING SAW BLADES




MASTER COBALT® WOOD

The Morse Master Cobalt® Wood reciprocating blade is specifically designed for cutting all types of wood, wood composites, and nail embedded wood.

FEATURES:	BENEFITS:
▼ Available in .035" (0.90mm) and .050" (1.30mm) thickness	▼ .035 (0.90mm) blades for flexibility in tight spaces ▼ .050 (1.30mm) blades for increased rigidity and heavier feed pressure
▼ Tapered blade body	▼ Best for plunge cutting
▼ Straight & variable tooth pitch	▼ Speed of cut ▼ Easier feed in wood
▼ Reinforced tooth design with compound relief	▼ High impact resistance
▼ Positive rake on .050 (1.30mm) x 6 TPI blades	▼ More aggressive cutting
▼ Bi-metal construction	▼ Long cutting life ▼ Heat and wear resistant

TPI	Length	Width	Thickness	Length (mm)	Width (mm)	Thickness (mm)	Previous Model #	New Model#	Part#	Quantity Per Pkg.	Package Type
6	6"	3/4"	0.035	152	20	0.90	Same	RB63506T05	400190	5	Card
6	6"	3/4"	0.035	152	20	0.90	Same	RB63506T15	398404	15	Tube
6	6"	3/4"	0.035	152	20	0.90	Same	RB63506T25	398718	25	Tube
6	6"	3/4"	0.035	152	20	0.90	Same	RB63506T50	400183	50	Tube
6	6"	3/4"	0.050	152	11	1.30	Same	RB65006C2	397339	2	Card
6	6"	3/4"	0.050	152	20	1.30	RBMC65005T05	RB65006T05	402040	5	Card
6	6"	3/4"	0.050	152	11	1.30	RBMC65005T25	RB65006T25	398732	25	Tube
6	6"	3/4"	0.050	152	20	1.30	Same	RB65006T50	402057	50	Tube
6	6"	7/16"	0.050	152	20	1.30	Same	RB65006CT05	399517	5	Card
6	6"	7/16"	0.050	152	20	1.30	Same	RB65006CT50	399500	50	Tube
6	9"	3/4"	0.035	229	20	0.90	Same	RB93506T05	400176	5	Card
6	9"	3/4"	0.035	229	20	0.90	Same	RB93506T50	400169	50	Tube
6	9"	3/4"	0.050	229	20	1.30	Same	RB95006C2	397391	2	Card
6	9"	3/4"	0.050	229	20	1.30	RBMC95005T05	RB95006T05	402026	5	Card
6	9"	3/4"	0.050	229	20	1.30	RBMC95005T25	RB95006T25	398794	25	Tube
6	9"	3/4"	0.050	229	20	1.30	Same	RB95006T50	402033	50	Tube
6	12"	3/4"	0.035	305	20	0.90	Same	RB123506T50	400145	50	Tube
6	12"	3/4"	0.035	305	20	0.90	Same	RB123506T05	400152	5	Card
6	12"	3/4"	0.050	305	20	1.30	Same	RB125006C	402286	1	Card
6	12"	3/4"	0.050	305	20	1.30	RBMC125005T05	RB125006T05	402156	5	Card
6	12"	3/4"	0.050	305	20	1.30	RBMC125005T25	RB125006T25	398633	25	Tube
6	12"	3/4"	0.050	305	20	1.30	Same	RB125006T50	402149	50	Tube
2/3	12"	3/4"	0.050	305	20	1.30	Same	RB125023T05	401593	5	Card
2/3	12"	3/4"	0.050	305	20	1.30	Same	RB125023T50	401616	50	Tube
5/8	6"	3/4"	0.035	152	20	0.90	Same	RB658T50	398558	50	Tube
5/8	6"	3/4"	0.050	152	20	1.30	Same	RB65058T05	398510	5	Card
5/8	6"	3/4"	0.050	152	20	1.30	Same	RB65058T50	398503	50	Tube
5/8	12"	3/4"	0.050	305	20	1.30	Same	RB125058T50	398442	50	Tube

RECIPROCATING SAW BLADES



MASTER COBALT[®] HYBRID[®] WOOD METAL

The Morse Master Cobalt HYBRID[®] reciprocating saw blade is the best choice for applications that need a blade that cuts through a variety of materials ranging from wood and plastic to ferrous and non-ferrous metals.


FEATURES:	BENEFITS:
▼ Available in .035" (0.90mm) and .050" (1.30mm) thickness	▼ .035 (0.90mm) blades for flexibility in tight spaces ▼ .050 (1.30mm) blades for rigidity and heavier feed pressure
▼ Straight blade body	▼ Greater beam strength
▼ Straight & variable tooth pitch	▼ Speed of cut ▼ Broader range of thickness applications
▼ Bi-metal construction	▼ Long cutting life ▼ Heat and wear resistant

TPI	Length	Width	Thickness	Length (mm)	Width (mm)	Thickness (mm)	Previous Model #	New Model#	Part#	Quantity Per Pkg.	Package Type
10	6"	3/4"	0.035	152	20	0.90	RB610, RBMC610	RB610C2	397285	2	Card
10	6"	3/4"	0.035	152	20	0.90	RB610, RBMC610	RB610T05	400398	5	Card
10	6"	3/4"	0.035	152	20	0.90	RB610, RBMC610	RB610T25	398664	25	Tube
10	6"	3/4"	0.035	152	20	0.90	RB610, RBMC610	RB610T50	400381	50	Tube
10	8"	3/4"	0.035	203	20	0.90	RBMC810T05	RB810T05	400473	5	Card
10	9"	1"	0.050	229	25	1.30	RBMC95010T05	RB95010T05	404303	5	Card
10	9"	1"	0.050	229	25	1.30	RBMC95010T25	RB95010T25	404310	25	Tube
10	10"	3/4"	0.035	254	20	0.90	Same	RB1010T05	402576	5	Card
10	10"	3/4"	0.035	254	20	0.90	Same	RB1010T50	402569	50	Tube
10	12"	3/4"	0.035	305	20	0.90	Same	RB1210T05	400251	5	Card
10	12"	3/4"	0.035	305	20	0.90	Same	RB1210T50	400244	50	Tube
10	12"	1"	0.050	305	25	1.30	RBMC125010T05	RB125010T05	404242	5	Card
10	12"	1"	0.050	305	25	1.30	RBMC125010T25	RB125010T25	404259	25	Tube
8/12	8"	3/4"	0.050	203	20	1.30	Same	RB850812T05	400930	5	Card
8/12	8"	3/4"	0.050	203	20	1.30	Same	RB850812T50	400947	50	Tube
8/12	12"	3/4"	0.050	305	20	1.30	Same	RB1250812T05	400916	5	Card
8/12	12"	3/4"	0.050	305	20	1.30	Same	RB1250812T50	400923	50	Tube
10/14	4"	3/4"	0.035	102	20	0.90	Same	RB41014T05	402613	5	Card
10/14	4"	3/4"	0.035	102	20	0.90	Same	RB41014T50	402606	50	Tube
10/14	6"	3/4"	0.035	152	20	0.90	Same	RB61014T05	402002	5	Card
10/14	6"	3/4"	0.035	152	20	0.90	Same	RB61014T50	402019	50	Tube
10/14	6"	3/4"	0.050	152	20	1.30	Same	RB6501014C2	397360	2	Card
10/14	6"	3/4"	0.050	152	20	1.30	Same	RB6501014T05	399234	5	Card
10/14	6"	3/4"	0.050	152	20	1.30	Same	RB6501014T50	399227	50	Tube
10/14	6"	3/4"	0.050	152	20	1.30	Same	RB6501014TT05	398541	5	Card
10/14	6"	3/4"	0.050	152	20	1.30	Same	RB6501014TT50	398534	50	Tube
10/14	8"	3/4"	0.035	203	20	0.90	Same	RB81014C2	397407	2	Card
10/14	8"	3/4"	0.035	203	20	0.90	Same	RB81014T05	402118	5	Card

RECIPROCATING SAW BLADES

▼ Continued – Master Cobalt **HYBRID**

TPI	Length	Width	Thickness	Length (mm)	Width (mm)	Thickness (mm)	Previous Model #	New Model#	Part#	Quantity Per Pkg.	Package Type
10/14	8"	3/4"	0.035	203	20	0.90	Same	RB81014T15	398411	15	Tube
10/14	8"	3/4"	0.035	203	20	0.90	Same	RB81014T25	398756	25	Tube
10/14	8"	3/4"	0.035	203	20	0.90	Same	RB81014T50	402101	50	Tube
10/14	8"	3/4"	0.050	203	20	1.30	Same	RB8501014C2	397384	2	Card
10/14	8"	3/4"	0.050	203	20	1.30	Same	RB8501014T05	402071	5	Card
10/14	8"	3/4"	0.050	203	20	1.30	Same	RB8501014T50	402064	50	Tube
10/14	12"	3/4"	0.035	305	20	0.90	Same	RB121014T05	400114	5	Card
10/14	12"	3/4"	0.035	305	20	0.90	Same	RB121014T50	400107	50	Tube
10/14	12"	3/4"	0.050	305	20	1.30	Same	RB12501014C	402248	1	Card
10/14	12"	3/4"	0.050	305	20	1.30	Same	RB12501014T05	402095	5	Card
10/14	12"	3/4"	0.050	305	20	1.30	Same	RB12501014T25	398640	25	Tube
10/14	12"	3/4"	0.050	305	20	1.30	Same	RB12501014T50	402088	50	Tube
10/14	12"	3/4"	0.050	305	20	1.30	Same	RB12501014STT05	398435	5	Card
10/14	12"	3/4"	0.050	305	20	1.30	Same	RB12501014STT50	398428	50	Tube



MASTER COBALT® METAL

The Morse Master Cobalt® Metal reciprocating blade is the best choice for cutting any machinable metal up to 1/4" (6.4mm) in thickness.

FEATURES:	BENEFITS:
▼ Available in .035" (0.90mm), .042" (1.00mm) and .050" (1.30mm) thickness	▼ .035" (0.90mm) blades for flexibility in tight spaces ▼ .050" (1.30mm) blades for rigidity and heavier feed pressure
▼ Blade widths 3/4" (20mm) and 1" (25mm)	▼ 3/4" (20mm) width blades provide flexibility ▼ 1" (25mm) width blades provide rigidity and beam strength
▼ Straight tooth pitch	▼ Smooth cutting action
▼ Bi-metal construction	▼ Long cutting life ▼ Heat and wear resistant

TPI	Length	Width	Thickness	Length (mm)	Width (mm)	Thickness (mm)	Previous Model #	New Model#	Part#	Quantity Per Pkg.	Package Type
14	4"	3/4"	0.035	102	20	0.90	Same	RB414T05	400237	5	Card
14	4"	3/4"	0.035	102	20	0.90	Same	RB414T50	400220	50	Tube
14	6"	3/4"	0.035	152	20	0.90	RB614, RBMC614	RB614C2	397308	2	Card
14	6"	3/4"	0.035	152	20	0.90	RB614, RBMC614	RB614T05	400411	5	Card
14	6"	3/4"	0.035	152	20	0.90	RB614, RBMC614	RB614T15	398381	15	Tube
14	6"	3/4"	0.035	152	20	0.90	RB614, RBMC614	RB614T25	398671	25	Tube
14	6"	3/4"	0.035	152	20	0.90	RB614, RBMC614	RB614T50	400404	50	Tube
14	6"	1"	0.042	152	25	1.00	RBMC64214T05	RB64214T05	404181	5	Card
14	6"	1"	0.042	152	25	1.00	RBMC64214T25	RB64214T25	404198	25	Tube
14	6"	3/4"	0.050	152	20	1.30	Same	RB65014T05	399623	5	Card
14	6"	3/4"	0.050	152	20	1.30	Same	RB65014T50	399616	50	Tube
14	8"	3/4"	0.035	203	20	0.90	RB814, RBMC814	RB814C2	397377	2	Card
14	8"	3/4"	0.035	203	20	0.90	RB814, RBMC814	RB814T05	400497	5	Card
14	8"	3/4"	0.035	203	20	0.90	RB814, RBMC814	RB814T25	398763	25	Tube
14	8"	3/4"	0.035	203	20	0.90	RB814, RBMC814	RB814T50	400480	50	Tube


Continued Next Page ►

RECIPROCATING SAW BLADES

▼ Continued – Master Cobalt **METAL CUTTING**

TPI	Length	Width	Thickness	Length (mm)	Width (mm)	Thickness (mm)	Previous Model #	New Model#	Part#	Quantity Per Pkg.	Package Type
14	9"	3/4"	0.035	229	20	0.90	Same	RB914T05	400985	5	Card
14	9"	3/4"	0.035	229	20	0.90	Same	RB914T50	400992	50	Tube
14	9"	1"	0.042	229	25	1.00	RBMC94214T05	RB94214T05	403900	5	Card
14	9"	1"	0.042	229	25	1.00	RBMC94214T25	RB94214T25	403917	25	Tube
14	9"	1"	0.050	229	25	1.30	RBMC95014T05	RB95014T05	404327	5	Card
14	9"	1"	0.050	229	25	1.30	RBMC95014T25	RB95014T25	404334	25	Tube
14	12"	3/4"	0.035	305	20	0.90	Same	RB1214T05	400138	5	Card
14	12"	3/4"	0.035	305	20	0.90	Same	RB1214T50	400121	50	Tube
14	12"	1"	0.042	305	25	1.00	RBMC124214T05	RB124214T05	403962	5	Card
14	12"	1"	0.042	305	25	1.00	RBMC124214T25	RB124214T25	403979	25	Tube
14	12"	1"	0.050	305	25	1.30	RBMC125014T05	RB125014T05	404266	5	Card
14	12"	1"	0.050	305	25	1.30	RBMC125014T25	RB125014T25	404273	25	Tube
18	3"	5/16"	0.035	76	6	0.90	Same	RB318T05	401999	5	Card
18	3"	5/16"	0.035	76	6	0.90	Same	RB318T50	401982	50	Tube
18	4"	3/4"	0.035	102	20	0.90	Same	RB418C2	397247	2	Card
18	4"	3/4"	0.035	102	20	0.90	Same	RB418T05	400275	5	Card
18	4"	3/4"	0.035	102	20	0.90	Same	RB418T50	400268	50	Tube
18	6"	3/4"	0.035	152	20	0.90	RB618, RBMC618	RB618C2	397315	2	Card
18	6"	3/4"	0.035	152	20	0.90	RB618, RBMC618	RB618T05	400435	5	Card
18	6"	3/4"	0.035	152	20	0.90	RB618, RBMC618	RB618T15	398398	15	Tube
18	6"	3/4"	0.035	152	20	0.90	RB618, RBMC618	RB618T25	398688	25	Tube
18	6"	3/4"	0.035	152	20	0.90	RB618, RBMC618	RB618T50	400428	50	Tube
18	6"	1"	0.042	152	25	1.00	RBMC64218T05	RB64218T05	404204	5	Card
18	6"	1"	0.042	152	25	1.00	RBMC64218T25	RB64218T25	404211	25	Tube
18	6"	3/4"	0.050	152	20	1.30	Same	RB65018T05	399647	5	Card
18	6"	3/4"	0.050	152	20	1.30	Same	RB65018T50	399630	50	Tube
18	8"	3/4"	0.035	203	20	0.90	RB818, RBMC818	RB818T05	402590	5	Card
18	8"	3/4"	0.035	203	20	0.90	RB818, RBMC818	RB818T25	398770	25	Tube
18	8"	3/4"	0.035	203	20	0.90	RB818, RBMC818	RB818T50	402583	50	Tube
18	9"	3/4"	0.035	229	20	0.90	Same	RB918T05	401005	5	Card
18	9"	3/4"	0.035	229	20	0.90	Same	RB918T50	401012	50	Tube
18	9"	1"	0.042	229	25	1.00	RBMC94218T05	RB94218T05	403924	5	Card
18	9"	1"	0.042	229	25	1.00	RBMC94218T25	RB94218T25	403931	25	Tube
18	9"	1"	0.050	229	25	1.30	RBMC95018T05	RB95018T05	404341	5	Card
18	9"	1"	0.050	229	25	1.30	RBMC95018T25	RB95018T25	404358	25	Tube
18	10"	3/4"	0.035	254	20	0.90	Same	RB1018T05	398497	5	Card
18	10"	3/4"	0.035	254	20	0.90	Same	RB1018T50	398480	50	Tube
18	12"	3/4"	0.035	305	20	0.90	RB1218, RBMC1218	RB1218T05	400213	5	Card
18	12"	3/4"	0.035	305	20	0.90	RB1218, RBMC1218	RB1218T25	398619	25	Tube
18	12"	3/4"	0.035	305	20	0.90	RB1218, RBMC1218	RB1218T50	400206	50	Tube
18	12"	1"	0.042	305	25	1.00	RBMC124218T05	RB124218T05	403986	5	Card
18	12"	1"	0.042	305	25	1.00	RBMC124218T25	RB124218T25	403993	25	Tube
18	12"	1"	0.050	305	25	1.30	RBMC125018T05	RB125018T05	404280	5	Card
18	12"	1"	0.050	305	25	1.30	RBMC125018T25	RB125018T25	404297	25	Tube
24	4"	3/4"	0.035	102	20	0.90	Same	RB424T05	400312	5	Card
24	4"	3/4"	0.035	102	20	0.90	Same	RB424T50	400305	50	Tube
24	6"	3/4"	0.035	152	20	0.90	RB624, RBMC624	RB624C2	397322	2	Card
24	6"	3/4"	0.035	152	20	0.90	RB624, RBMC624	RB624T05	400459	5	Card
24	6"	3/4"	0.035	152	20	0.90	RB624, RBMC624	RB624T25	398701	25	Tube
24	6"	3/4"	0.035	152	20	0.90	RB624, RBMC624	RB624T50	400442	50	Tube
24	6"	1"	0.042	152	25	1.00	RBMC64224T05	RB64224T05	404228	5	Card
24	6"	1"	0.042	152	25	1.00	RBMC64224T25	RB64224T25	404235	25	Tube

RECIPROCATING SAW BLADES




The Morse Advanced Edge Power® reciprocating saw blade “powers” through the toughest applications. This heavy duty blade is perfect for cutting any machinable metal, as well as wood, wood composite, plastic, or rubber.

FEATURES:	BENEFITS:
▼ Available in 1" (25mm) width and .042" (1.00mm) thickness	▼ 1" (25mm) width blades provide more rigidity and beam strength ▼ .042" 1.00mm thick blades accept heavier feed pressure
▼ Straight tooth pitch	▼ Smooth cutting action
▼ Bi-metal construction	▼ Long cutting life ▼ Heat and wear resistant

TPI	Length	Width	Thickness	Length (mm)	Width (mm)	Thickness (mm)	Previous Model #	New Model#	Part#	Quantity Per Pkg.	Package Type
10	6"	1"	0.042	152	25	1.00	NEW	RBWP64210T05	392006	5	Card
10	6"	1"	0.042	152	25	1.00	NEW	RBWP64210T25	392013	25	Tube
10	9"	1"	0.042	229	25	1.00	NEW	RBWP94210T05	392068	5	Card
10	9"	1"	0.042	229	25	1.00	NEW	RBWP94210T25	392075	25	Tube
10	12"	1"	0.042	305	25	1.00	NEW	RBWP124210T05	392129	5	Card
10	12"	1"	0.042	305	25	1.00	NEW	RBWP124210T25	392136	25	Tube
14	6"	1"	0.042	152	25	1.00	NEW	RBWP64214T05	392020	5	Card
14	6"	1"	0.042	152	25	1.00	NEW	RBWP64214T25	392037	25	Tube
14	9"	1"	0.042	229	25	1.00	NEW	RBWP94214T05	392082	5	Card
14	9"	1"	0.042	229	25	1.00	NEW	RBWP94214T25	392099	25	Tube
14	12"	1"	0.042	305	25	1.00	NEW	RBWP124214T05	392143	5	Card
14	12"	1"	0.042	305	25	1.00	NEW	RBWP124214T25	392150	25	Tube
18	6"	1"	0.042	152	25	1.00	NEW	RBWP64218T05	392044	5	Card
18	6"	1"	0.042	152	25	1.00	NEW	RBWP64218T25	392051	25	Tube
18	9"	1"	0.042	229	25	1.00	NEW	RBWP94218T05	392105	5	Card
18	9"	1"	0.042	229	25	1.00	NEW	RBWP94218T25	392112	25	Tube
18	12"	1"	0.042	305	25	1.00	NEW	RBWP124218T05	392167	5	Card
18	12"	1"	0.042	305	25	1.00	NEW	RBWP124218T25	392174	25	Tube

RECIPROCATING SAW BLADES



The Morse Advanced Edge BOLT® reciprocating saw blade cuts lightning fast. The patent pending design excels in applications of small solids and structural shapes.

FEATURES:	BENEFITS:
<ul style="list-style-type: none"> Available in 3/4" (20mm) width and .035" (0.90mm) & .050" (1.30mm) thickness 	<ul style="list-style-type: none"> Use .035" (0.90mm) blades for flexibility in tight spaces Use .050" (1.30mm) blades accept heavier feed pressure
<ul style="list-style-type: none"> Variable tooth pitches 	<ul style="list-style-type: none"> Smooth cutting action
<ul style="list-style-type: none"> Reinforced, positive rake tooth design 	<ul style="list-style-type: none"> Fast cutting Impact resistant teeth
<ul style="list-style-type: none"> Bi-metal construction 	<ul style="list-style-type: none"> Long cutting life Heat and wear resistant

TPI	Length	Width	Thickness	Length (mm)	Width (mm)	Thickness (mm)	Previous Model #	New Model#	Part#	Quantity Per Pkg.	Package Type
8/11	6"	3/4"	0.035	152	20	0.90	NEW	RBAE6811T05	393003	5	Card
8/11	6"	3/4"	0.035	152	20	0.90	NEW	RBAE6811T50	393010	50	Tube
8/11	6"	3/4"	0.050	152	20	1.30	NEW	RBAE650811T05	393188	5	Card
8/11	6"	3/4"	0.050	152	20	1.30	NEW	RBAE650811T50	393195	50	Tube
8/11	9"	3/4"	0.035	229	20	0.90	NEW	RBAE9811T05	393065	5	Card
8/11	9"	3/4"	0.035	229	20	0.90	NEW	RBAE9811T50	393072	50	Tube
8/11	9"	3/4"	0.050	229	20	1.30	NEW	RBAE950811T05	393249	5	Card
8/11	9"	3/4"	0.050	229	20	1.30	NEW	RBAE950811T50	393256	50	Tube
8/11	12"	3/4"	0.035	305	20	0.90	NEW	RBAE12811T05	393126	5	Card
8/11	12"	3/4"	0.035	305	20	0.90	NEW	RBAE12811T50	393133	50	Tube
8/11	12"	3/4"	0.050	305	20	1.30	NEW	RBAE1250811T05	393300	5	Card
8/11	12"	3/4"	0.050	305	20	1.30	NEW	RBAE1250811T50	393317	50	Tube
11/15	6"	3/4"	0.035	152	20	0.90	NEW	RBAE61115T05	393027	5	Card
11/15	6"	3/4"	0.035	152	20	0.90	NEW	RBAE61115T50	393034	50	Tube
11/15	6"	3/4"	0.050	152	20	1.30	NEW	RBAE6501115T05	393201	5	Card
11/15	6"	3/4"	0.050	152	20	1.30	NEW	RBAE6501115T50	393218	50	Tube
11/15	9"	3/4"	0.035	229	20	0.90	NEW	RBAE91115T05	393089	5	Card
11/15	9"	3/4"	0.035	229	20	0.90	NEW	RBAE91115T50	393096	50	Tube
11/15	9"	3/4"	0.050	229	20	1.30	NEW	RBAE9501115T05	393263	5	Card
11/15	9"	3/4"	0.050	229	20	1.30	NEW	RBAE9501115T50	393270	50	Tube
11/15	12"	3/4"	0.035	305	20	0.90	NEW	RBAE121115T05	393140	5	Card
11/15	12"	3/4"	0.035	305	20	0.90	NEW	RBAE121115T50	393157	50	Tube
11/15	12"	3/4"	0.050	305	20	1.30	NEW	RBAE12501115T05	393324	5	Card
11/15	12"	3/4"	0.050	305	20	1.30	NEW	RBAE12501115T50	393331	50	Tube
15/21	6"	3/4"	0.035	152	20	0.90	NEW	RBAE61521T05	393041	5	Card
15/21	6"	3/4"	0.035	152	20	0.90	NEW	RBAE61521T50	393058	50	Tube
15/21	6"	3/4"	0.050	152	20	1.30	NEW	RBAE6501521T05	393225	5	Card
15/21	6"	3/4"	0.050	152	20	1.30	NEW	RBAE6501521T50	393232	50	Tube

Continued Next Page ▶

RECIPROCATING SAW BLADES

▼ Continued – Advanced Edge **BOLT**

TPI	Length	Width	Thickness	Length (mm)	Width (mm)	Thickness (mm)	Previous Model #	New Model#	Part#	Quantity Per Pkg.	Package Type
15/21	9"	3/4"	0.035	229	20	0.90	NEW	RBAE91521T05	393102	5	Card
15/21	9"	3/4"	0.035	229	20	0.90	NEW	RBAE91521T50	393119	50	Tube
15/21	9"	3/4"	0.050	229	20	1.30	NEW	RBAE9501521T05	393287	5	Card
15/21	9"	3/4"	0.050	229	20	1.30	NEW	RBAE9501521T50	393294	50	Tube
15/21	12"	3/4"	0.035	305	20	0.90	NEW	RBAE121521T05	393164	5	Card
15/21	12"	3/4"	0.035	305	20	0.90	NEW	RBAE121521T50	393171	50	Tube
15/21	12"	3/4"	0.050	305	20	1.30	NEW	RBAE12501521T05	393348	5	Card
15/21	12"	3/4"	0.050	305	20	1.30	NEW	RBAE12501521T50	393355	50	Tube



The Morse HAVOC® Demolition (formerly the **McRipper**) reciprocating saw blade is specifically designed for “roughing in” applications on the construction site. This blade will cut through all types of wood, wood composites, metal, and nail embedded wood.

FEATURES:	BENEFITS:
▼ Available in .062" (1.60mm) thickness	▼ Provides minimum deflection for more stable cutting in wider cuts
▼ Available in 7/8" (22mm) blade width	▼ 7/8" (22mm) wide blades for increased rigidity and heavier feed pressure
▼ Tapered blade body	▼ Best for plunge cutting
▼ Straight tooth pitch	▼ Fast cutting
▼ Reinforced, positive rake 6 TPI tooth design	▼ High impact resistance ▼ More aggressive cutting
▼ Bi-metal construction	▼ Long cutting life ▼ Heat and wear resistant

TPI	Length	Width	Thickness	Length (mm)	Width (mm)	Thickness (mm)	Previous Model #	New Model#	Part#	Quantity Per Pkg.	Package Type
6	6"	7/8"	0.062	152	22	1.60	Same	RB66206T03	398350	3	Card
6	6"	7/8"	0.062	152	22	1.60	Same	RB66206T20	398343	20	Tube
6	9"	7/8"	0.062	229	22	1.60	Same	RB96206C	397186	1	Card
6	9"	7/8"	0.062	229	22	1.60	Same	RB96206T03	402422	3	Card
6	9"	7/8"	0.062	229	22	1.60	Same	RB96206T20	402415	20	Tube
6	12"	7/8"	0.062	305	22	1.60	Same	RB126206C	397209	1	Card
6	12"	7/8"	0.062	305	22	1.60	Same	RB126206T03	398312	3	Card
6	12"	7/8"	0.062	305	22	1.60	Same	RB126206T20	398305	20	Tube
10	6"	7/8"	0.062	152	22	1.60	Same	RB66210T03	398374	3	Card
10	6"	7/8"	0.062	152	22	1.60	Same	RB66210T20	398367	20	Tube
10	9"	7/8"	0.062	229	22	1.60	Same	RB96210T03	402446	3	Card
10	9"	7/8"	0.062	229	22	1.60	Same	RB96210T20	402439	20	Tube
10	12"	7/8"	0.062	305	22	1.60	Same	RB126210T03	398336	3	Card
10	12"	7/8"	0.062	305	22	1.60	Same	RB126210T20	398329	20	Tube



RENOVATOR®



The Morse RENOVATOR® reciprocating saw blade is the ultimate heavy duty, demolition/remodeling blade in the market. This blade cuts through wood and metals without leaving frayed or jagged cut edges, no need for additional finishing.

FEATURES:	BENEFITS:
▼ Available in .062" (1.60mm) thickness	▼ Provides increased rigidity for more stable cutting in wider cuts
▼ Available in 1" (25mm) blade width	▼ 1" (25mm) wide blades offer more beam strength
▼ Tapered blade body	▼ Best for plunge cutting
▼ Variable tooth pitch	▼ Fast cutting ▼ Smooth cut finish
▼ Reinforced tooth design	▼ High impact resistant tooth
▼ Bi-metal construction	▼ Long cutting life ▼ Heat and wear resistant

TPI	Length	Width	Thickness	Length (mm)	Width (mm)	Thickness (mm)	Previous Model #	New Model#	Part#	Quantity Per Pkg.	Package Type
8/11	6"	1"	0.062	152	25	1.60	NEW	RBR662811T03	392518	3	Card
8/11	6"	1"	0.062	152	25	1.60	NEW	RBR662811T20	392525	20	Tube
8/11	9"	1"	0.062	229	25	1.60	NEW	RBR962811T03	392532	3	Card
8/11	9"	1"	0.062	229	25	1.60	NEW	RBR962811T20	392549	20	Tube
8/11	12"	1"	0.062	305	25	1.60	NEW	RBR1262811T03	392556	3	Card
8/11	12"	1"	0.062	305	25	1.60	NEW	RBR1262811T20	392563	20	Tube



The Morse Auto SALVAGE® reciprocating blade is targeted for any automotive reclamation/recycling, but can also be used for other automotive modifications requiring metal cutting.

FEATURES:	BENEFITS:
▼ Available in .035" (0.90mm) thickness	▼ .035" (0.90mm) thick blades for flexibility in tight spaces ▼ Cut between body panels, gets under stripped/rusted fasteners
▼ Available in 3/4" (20mm) blade width	▼ 3/4" (20mm) wide blades provide flexibility ▼ Allows for cutting in hard to reach places that a cutting torch would otherwise create more damage
▼ Straight & variable tooth pitch	▼ Smooth cutting action
▼ Bi-metal construction	▼ Long cutting life ▼ Heat and wear resistant

TPI	Length	Width	Thickness	Length (mm)	Width (mm)	Thickness (mm)	Previous Model #	New Model#	Part#	Quantity Per Pkg.	Package Type
14	6"	3/4"	0.035	152	20	0.90	NEW	RBSA614T05	395519	5	Card
14	6"	3/4"	0.035	152	20	0.90	NEW	RBSA614T50	395526	50	Tube
14	8"	3/4"	0.035	203	20	0.90	NEW	RBSA814T05	395557	5	Card
14	8"	3/4"	0.035	203	20	0.90	NEW	RBSA814T50	395564	50	Tube
14	12"	3/4"	0.035	305	20	0.90	NEW	RBSA1214T05	395595	5	Card
14	12"	3/4"	0.035	305	20	0.90	NEW	RBSA1214T50	395601	50	Tube
18	6"	3/4"	0.035	152	20	0.90	NEW	RBSA618T05	395533	5	Card
18	6"	3/4"	0.035	152	20	0.90	NEW	RBSA618T50	395540	50	Tube
18	8"	3/4"	0.035	203	20	0.90	NEW	RBSA818T05	395571	5	Card
18	8"	3/4"	0.035	203	20	0.90	NEW	RBSA818T50	395588	50	Tube
18	12"	3/4"	0.035	305	20	0.90	NEW	RBSA1218T05	395632	5	Card
18	12"	3/4"	0.035	305	20	0.90	NEW	RBSA1218T50	395649	50	Tube
10/14	12"	3/4"	0.035	305	20	0.90	NEW	RBSA121014T05	395618	5	Card
10/14	12"	3/4"	0.035	305	20	0.90	NEW	RBSA121014T50	395625	50	Tube



PIPE BOSS®

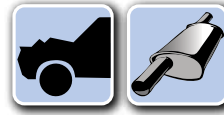


The Morse PIPE BOSS® reciprocating saw blade is specifically targeted for tailpipe and muffler removal, but can also be used for other automotive modifications where metal cutting is necessary.

FEATURES:	BENEFITS:
▼ Available in .050" (1.30mm) thickness	▼ .050" (1.30mm) thick blades accept heavier feed pressure
▼ Available in 1" (25mm) blade width	▼ 1" (25mm) wide blades provide more rigidity and beam strength
▼ Straight tooth pitch	▼ Smooth cutting action
▼ Bi-metal construction	▼ Long cutting life ▼ Heat and wear resistant

TPI	Length	Width	Thickness	Length (mm)	Width (mm)	Thickness (mm)	Previous Model #	New Model#	Part#	Quantity Per Pkg.	Package Type
14	6"	1"	0.050	152	25	1.30	NEW	RBPB65014T05	395014	5	Card
14	6"	1"	0.050	152	25	1.30	NEW	RBPB65014T25	395021	25	Tube
14	9"	1"	0.050	229	25	1.30	NEW	RBPB95014T05	395038	5	Card
14	9"	1"	0.050	229	25	1.30	NEW	RBPB95014T25	395045	25	Tube
14	12"	1"	0.050	305	25	1.30	NEW	RBPB125014T05	395052	5	Card
14	12"	1"	0.050	305	25	1.30	NEW	RBPB125014T25	395069	25	Tube

Air Saw Blades



The Morse AIR SAW reciprocating saw blade is specifically designed for use in pneumatic saws for thin sheet metal applications. Primarily used for automotive body modification and sheet metal fabrication.

FEATURES:	BENEFITS:
▼ Available in .025" (0.60mm) and .035" (0.90mm) thickness	▼ Cut between body panels and under stripped/rusted fasteners
▼ Blade widths of 1/2"	▼ 1/2" (12.7mm) wide blades provide flexibility for radius cuts
▼ Straight tooth pitch	▼ Smooth cutting action
▼ Bi-metal construction	▼ Long cutting life ▼ Heat and wear resistant

TPI	Length	Width	Thickness	Length (mm)	Width (mm)	Thickness (mm)	Previous Model #	New Model#	Part#	Quantity Per Pkg.	Package Type
10	3-5/8"	1/2"	0.025	92	12.7	0.60	New	RBA3610T25	399128	25	Tube
10	4"	1/2"	0.025	102	12.7	0.60	New	RBA410T25	396967	25	Tube
14	3"	1/2"	0.025	76	12.7	0.60	Same	RBA314T05	398220	5	Card
14	3"	1/2"	0.025	76	12.7	0.60	Same	RBA314T25	398572	25	Tube
14	3"	1/2"	0.035	76	12.7	0.90	Same	RBA33514T05	396806	5	Card
14	3"	1/2"	0.035	76	12.7	0.90	Same	RBA33514T25	396882	25	Tube
14	3-5/8"	1/2"	0.025	92	12.7	0.60	New	RBA3614T25	399135	25	Tube
14	4"	1/2"	0.025	102	12.7	0.60	Same	RBA414T05	397506	5	Card
14	4"	1/2"	0.025	102	12.7	0.60	Same	RBA414T25	397513	25	Tube
14	4"	1/2"	0.035	102	12.7	0.90	Same	RBA43514T05	396844	5	Card
14	4"	1/2"	0.035	102	12.7	0.90	Same	RBA43514T25	396929	25	Tube
18	3"	1/2"	0.025	76	12.7	0.60	Same	RBA318T05	398244	5	Card
18	3"	1/2"	0.025	76	12.7	0.60	Same	RBA318T25	398589	25	Tube
18	3"	1/2"	0.035	76	12.7	0.90	Same	RBA33518T05	396813	5	Card
18	3"	1/2"	0.035	76	12.7	0.90	Same	RBA33518T25	396899	25	Tube
18	3-5/8"	1/2"	0.025	92	12.7	0.60	New	RBA3618T25	399142	25	Tube
18	4"	1/2"	0.025	102	12.7	0.60	Same	RBA418T05	397520	5	Card
18	4"	1/2"	0.025	102	12.7	0.60	Same	RBA418T25	397537	25	Tube
18	4"	1/2"	0.035	102	12.7	0.90	Same	RBA43518T05	396851	5	Card
18	4"	1/2"	0.035	102	12.7	0.90	Same	RBA43518T25	396936	25	Tube
24	3"	1/2"	0.025	76	12.7	0.60	Same	RBA324T05	398268	5	Card
24	3"	1/2"	0.025	76	12.7	0.60	Same	RBA324T25	398596	25	Tube
24	3"	1/2"	0.035	76	12.7	0.90	Same	RBA33524T05	396820	5	Card
24	3"	1/2"	0.035	76	12.7	0.90	Same	RBA33524T25	396905	25	Tube
24	3-5/8"	1/2"	0.025	92	12.7	0.60	New	RBA3624T25	399159	25	Tube
24	4"	1/2"	0.025	102	12.7	0.60	Same	RBA424T05	397544	5	Card
24	4"	1/2"	0.025	102	12.7	0.60	Same	RBA424T25	397551	25	Tube
24	4"	1/2"	0.035	102	12.7	0.90	Same	RBA43524T05	396943	5	Card
24	4"	1/2"	0.035	102	12.7	0.90	Same	RBA43524T25	396968	25	Tube
32	3"	1/2"	0.025	76	12.7	0.60	Same	RBA332T05	398282	5	Card
32	3"	1/2"	0.025	76	12.7	0.60	Same	RBA332T25	398602	25	Tube
32	3"	1/2"	0.035	76	12.7	0.90	Same	RBA33532T05	396837	5	Card
32	3"	1/2"	0.035	76	12.7	0.90	Same	RBA33532T25	396912	25	Tube
32	4"	1/2"	0.025	102	12.7	0.60	Same	RBA432T05	397568	5	Card
32	4"	1/2"	0.025	102	12.7	0.60	Same	RBA432T25	397575	25	Tube
32	4"	1/2"	0.035	102	12.7	0.90	Same	RBA43532T05	396875	5	Card
32	4"	1/2"	0.035	102	12.7	0.90	Same	RBA43532T25	396950	25	Tube



FIRE+RESCUE

The Morse FIRE + RESCUE reciprocating saw blade is preferred by professional firefighters who rely on quality and consistency. This blade is specifically designed for automotive extrication.

FEATURES:	BENEFITS:
▼ Available in .062" (1.60mm) thickness	▼ Provides minimum deflection for more stable cutting in wider cuts
▼ Available in 7/8" (22mm) blade width	▼ 7/8" (22mm) wide blades for increased rigidity and heavier feed pressures
▼ Straight tooth pitch	▼ Quick and more efficient cutting in multiple wall applications
▼ Optimized set pattern	▼ Reduces vibration and operator fatigue ▼ Reduces chance for blade binding in cut
▼ Bi-metal construction	▼ Long cutting life ▼ Heat and wear resistant

TPI	Length	Width	Thickness	Length (mm)	Width (mm)	Thickness (mm)	Previous Model #	New Model#	Part#	Quantity Per Pkg.	Package Type
10	6"	7/8"	0.062	152	22	1.60	Same	RBFR66210WT03	403665	3	Card
10	6"	7/8"	0.062	152	22	1.60	Same	RBFR66210WT20	403511	20	Tube
10	9"	7/8"	0.062	229	22	1.60	Same	RBFR96210WT03	403689	3	Card
10	9"	7/8"	0.062	229	22	1.60	Same	RBFR96210WT20	403528	20	Tube
10	12"	7/8"	0.062	305	22	1.60	Same	RBFR126210WT03	403702	3	Card
10	12"	7/8"	0.062	305	22	1.60	Same	RBFR126210WT20	403504	20	Tube
14	6"	7/8"	0.062	152	22	1.60	Same	RBFR66214WC	397117	1	Card
14	6"	7/8"	0.062	152	22	1.60	Same	RBFR66214WT03	403672	3	Card
14	6"	7/8"	0.062	152	22	1.60	Same	RBFR66214WT20	403542	20	Tube
14	9"	7/8"	0.062	229	22	1.60	Same	RBFR96214WC	397131	1	Card
14	9"	7/8"	0.062	229	22	1.60	Same	RBFR96214WT03	403696	3	Card
14	9"	7/8"	0.062	229	22	1.60	Same	RBFR96214WT20	403559	20	Tube
14	12"	7/8"	0.062	305	22	1.60	Same	RBFR126214WC	397155	1	Card
14	12"	7/8"	0.062	305	22	1.60	Same	RBFR126214WT03	403719	3	Card
14	12"	7/8"	0.062	305	22	1.60	Same	RBFR126214WT20	403535	20	Tube

MORSE PLASTER

PLASTER / LATH & DRYWALL CUTTING



The Morse PLASTER reciprocating saw blade is specifically designed for cutting drywall, plasterboard, and plaster with wood or metal lath. With a "V" style tooth, cut edge fraying/chipping is significantly reduced, requiring less finishing.

FEATURES:	BENEFITS:
▼ Available in .050" (1.30mm) thickness	▼ .050" (1.30mm) blades for increased rigidity and heavier feed pressures
▼ Blade width of 3/4" (20mm)	▼ 3/4" (20mm) wide blades provide flexibility
▼ Special "V" tooth design	▼ Cuts in both directions
▼ Bi-metal construction	▼ Long cutting life ▼ Heat and wear resistant

TPI	Length	Width	Thickness	Length (mm)	Width (mm)	Thickness (mm)	Previous Model #	New Model#	Part#	Quantity Per Pkg.	Package Type
6	6"	3/4"	0.050	152	20	1.30	RB606PT05	RB65006PT05	400350	5	Card
6	6"	3/4"	0.050	152	20	1.30	RB606PT50	RB65006PT50	400343	50	Tube

U-Shank Blades



The Morse U-SHANK reciprocating saw blade is designed for cutting pipes and metal sections. Fits pipe clamp recip saws from manufacturers like REMS, Roller's, Ridgid, Pace and Flex.

FEATURES:	BENEFITS:
▼ Available in .035" (0.90mm), .050" (1.30mm) and .062" (1.60mm) thickness	▼ .035" (0.90mm) blades for flexibility in tight spaces ▼ .050" (1.30mm) blades for straighter cuts
▼ Blade widths of 1" (25mm)	▼ 1" (25mm) wide blades provide more rigidity and beam strength
▼ Coarse and fine tooth pitches	▼ Coarse/Plastic Fine/Metal
▼ Bi-metal construction	▼ Long cutting life ▼ Heat and wear resistant

TPI	Length	Width	Thickness	Length (mm)	Width (mm)	Thickness (mm)	Previous Model #	New Model#	Part#	Quantity Per Pkg.	Package Type
6	12"	1"	0.050	305	25	1.30	Same	RBU1206T05	403641	5	Tube
8	5.5"	1"	0.062	140	25	1.60	Same	RBU5508T05	400015	5	Tube
8	8"	1"	0.062	203	25	1.60	Same	RBU808T05	400053	5	Tube
8	10.5"	1"	0.062	269	25	1.60	Same	RBU10508T05	399975	5	Tube
8	12"	1"	0.062	305	25	1.60	Same	RBU1208T05	403610	5	Tube
14	5.5"	1"	0.035	140	25	0.90	Same	RBU5514T05	400039	5	Tube
14	8"	1"	0.035	203	25	0.90	Same	RBU814T05	400077	5	Tube
14	12"	1"	0.035	305	25	0.90	Same	RBU1214T05	403627	5	Tube



Pallet Dismantling



The Morse PALLET DISMANTLER reciprocating saw blade is specifically designed for pallet recycling.

FEATURES:	BENEFITS:
▼ Available in 3/4" (20mm) width by .035" (0.90mm) thickness	▼ .035" (0.90mm) blades for greater flexibility to get between boards
▼ Round nose design	▼ Helps prevent blade from catching between boards
▼ Straight tooth pitch	▼ Smooth cutting action
▼ Narrow kerf	▼ Fast cutting ▼ Less damage to boards that can be re-used

TPI	Length	Width	Thickness	Length (mm)	Width (mm)	Thickness (mm)	Previous Model #	New Model#	Part#	Quantity Per Pkg.	Package Type
10	8"	3/4"	.035	203	20	.90	NEW	RB810RRPB500	401425	500	Box
10	9"	3/4"	.035	229	20	.90	NEW	RB910RRPB250	401661	250	Box
10	10"	3/4"	.035	254	20	.90	NEW	RB1010RRPB250	401463	250	Box

Carbide Grit



The Morse CARBIDE GRIT reciprocating saw blade is the best design for cutting materials too thin, hard, or abrasive for conventional carbide tipped or bi-metal blades. Applications such as hardened steel, formed glass, fiberglass, laminates and composites.

FEATURES:	BENEFITS:
▼ Available in 3/4" (20mm) width	▼ 3/4" (0.90mm) wide blades for greater flexibility
▼ Tempered steel body	▼ Durable, straighter cuts
▼ Carbide grit edge	▼ Won't tear thin materials ▼ Resistant to heat
▼ Narrow kerf	▼ Fast cutting

TPI	Length	Width	Thickness	Length (mm)	Width (mm)	Thickness (mm)	Previous Model #	New Model#	Part#	Quantity Per Pkg.	Package Type
Grit	4"	3/4"	Coarse	102	20	Coarse	SAME	RCTCG4	402750	1	Card
Grit	4"	3/4"	Coarse	102	20	Coarse	SAME	RTCG4T03	403368	3	Card
Grit	4"	3/4"	Coarse	102	20	Coarse	SAME	RTCG4T25	402910	25	Tube
Grit	6"	3/4"	Coarse	152	20	Coarse	SAME	RCTCG6	402767	1	Card
Grit	6"	3/4"	Coarse	152	20	Coarse	SAME	RTCG6T03	403375	3	Card
Grit	6"	3/4"	Coarse	152	20	Coarse	SAME	RTCG6T25	402927	25	Tube
Grit	8"	3/4"	Coarse	203	20	Coarse	SAME	RCTCG8	402774	1	Card
Grit	8"	3/4"	Coarse	203	20	Coarse	SAME	RTCG8T03	403382	3	Card
Grit	8"	3/4"	Coarse	203	20	Coarse	SAME	RTCG8T25	402934	25	Tube

DIAMONDGRIT™



The Morse DIAMOND GRIT reciprocating saw blade is specifically designed for the commercial or residential cutting of ceramics, granites, and stone.



- Granite (stone)*
- Ceramic Tile*
- Glass Block*
- Architectural Stone*
- Brick (masonry)*
- Cast Iron*
- Laminate Flooring*

LONG LASTING


Industrial Diamond Grit brazed to hardened and tempered alloy body.

FAST CUTTING

Fast and easy cutting of abrasive materials.

STRAIGHT CUTTING

3/4" wide durable body for straight cuts.



Diamond Grit Recip Blades

The use of natural stone, porcelain and masonry products continues to grow world-wide. These difficult to cut materials are increasingly being used in residential and commercial construction as well as home remodeling.

Morse Diamond Grit reciprocating saw blades provide longer life and faster cutting in these materials than the conventional carbide grit and carbide tipped reciprocating saw blades.

FEATURES:				BENEFITS:			
▼ Available in 3/4" (20mm)				▼ Blades provide flexibility			
▼ Tempered steel blade body				▼ Durable, straighter cuts			
▼ Industrial diamond grit edge				▼ Smooth cutting action			
▼ Narrow kerf				▼ Longer life than carbide grit			
				▼ Fast cutting			

TPI	Length	Width	Thickness	Length (mm)	Width (mm)	Thickness (mm)	Previous Model #	New Model#	Part#	Quantity Per Pkg.	Package Type
DG	6"	3/4"	Coarse	152	20	Coarse	SAME	RBDG6C	129701	1	Card
DG	9"	3/4"	Coarse	229	20	Coarse	SAME	RBDG9C	129718	1	Card



Carbide Tipped

The Morse CARBIDE TIPPED reciprocating saw blade is best for abrasive material applications that still require the cutting action and chip clearing capacity of gullets for speed of cut. Applications such as wood composites (particle board), nail free wood, plastics, non-ferrous metals (aluminum), and fiberglass.

FEATURES:	BENEFITS:
▼ Available in 3/4" (20mm) width by .050" (1.30mm) thickness	▼ Durable, straighter cuts
▼ Coarse, ground teeth	▼ Aggressive, fast cutting ▼ Ground for clean, accurate cuts
▼ Carbide tooth tips	▼ Won't tear thin materials ▼ Resistant to heat
▼ Narrow kerf	▼ Fast cutting

TPI	Length	Width	Thickness	Length (mm)	Width (mm)	Thickness (mm)	Previous Model #	New Model#	Part#	Quantity Per Pkg.	Package Type
3	6"	3/4"	0.050	152	20	1.30	SAME	RTCT603C	403047	1	Card
3	6"	3/4"	0.050	152	20	1.30	SAME	RTCT603T03	403443	3	Card
3	6"	3/4"	0.050	152	20	1.30	SAME	RTCT603T25	403122	25	Tube
3	9"	3/4"	0.050	229	20	1.30	SAME	RTCT903C	403061	1	Card
3	9"	3/4"	0.050	229	20	1.30	SAME	RTCT903T03	403467	3	Card
3	9"	3/4"	0.050	229	20	1.30	SAME	RTCT903T25	403146	25	Tube
3	12"	3/4"	0.050	305	20	1.30	SAME	RTCT1203C	403085	1	Card
3	12"	3/4"	0.050	305	20	1.30	SAME	RTCT1203T03	403481	3	Card
3	12"	3/4"	0.050	305	20	1.30	SAME	RTCT1203T25	403108	25	Tube
6	6"	3/4"	0.050	152	20	1.30	SAME	RTCT606SC	403054	1	Card
6	6"	3/4"	0.050	152	20	1.30	SAME	RTCT606ST03	403450	3	Card
6	6"	3/4"	0.050	152	20	1.30	SAME	RTCT606ST25	403139	25	Tube
6	9"	3/4"	0.050	229	20	1.30	SAME	RTCT906C	403078	1	Card
6	9"	3/4"	0.050	229	20	1.30	SAME	RTCT906T03	403474	3	Card
6	9"	3/4"	0.050	229	20	1.30	SAME	RTCT906T25	403153	25	Tube
6	12"	3/4"	0.050	305	20	1.30	SAME	RTCT1206C	403092	1	Card
6	12"	3/4"	0.050	305	20	1.30	SAME	RTCT1206T03	403498	3	Card
6	12"	3/4"	0.050	305	20	1.30	SAME	RTCT1206T25	403115	25	Tube

Jab Saw

Heavy duty, ergonomic handle to use with either a reciprocating or a hack saw blade. Allows for quick blade changes for various applications.



Description	Previous Model #	New Model#	Part#	Quantity Per Pkg.	Package Type
Jab Saw with 6" (152mm) .050" (1.30mm) 6 TPI Blade	SAME	JSHRBC01	397063	1	Card

Recip Kits & Assortment Pouch

Handy assortments of our most popular sizes in tough high-strength polystyrene boxes. Allows for quick blade changes for various applications.

Description	Previous Model #	New Model#	Part#	Contents
General Purpose Kit	SAME	RBKITGP01	397483	(5) ea: RB618, (6) ea: RB65006, (2) ea: RB814, RB8501014, RB95006 + Storage Tube
Heavy Duty Kit	SAME	RBKITHD01	397490	(4) ea: RBWP64218, (2) ea: RB66210, RBFR66214W, RB96210, RBWP94214 + Storage Tube
Demolition Kit	NEW	RBKITDM01	397971	(3) ea: RBR662811, (2) ea: RB66206, RB66210, RB96206, RBR962811 + Storage Tube
Contractor General Use Kit	SAME	RBKIT01	405003	(14) ea: RB63506, (7) ea: RB610, RB61014, RB614, RB618,
Contractor Heavy Duty Kit	SAME	RBKIT02	405010	(10) ea: RB65006, (5) ea: RB65058, RB6501014, RB65014, RB65018
Demolition Kit	SAME	RBKIT03	405027	(5) ea: RB65006, RB65058, RB6501014, (4) ea: RB66206 / (8) ea: RB66210
Assortment Card	SAME	RBP01	403030	(1) ea: RB414, RB418, RB614, RB618, RB65006



HOLE CUTTING & BORING TOOLS

Hole Saws

Hole saws from The M. K. Morse Company are uniquely designed to clear chips during cutting so they require less cutting pressure and last longer. When it comes to making holes in any material, Morse leads the way.

Blade Type	Application
Advanced Edge® Premium Bi-Metal Hole Saws	Engineered for optimized cutting performance and life. Exceptional durability yields cost-per-cut savings over other saws when cutting stainless steel, steel, machinable metals, nail-embedded woods & plastics.
Master Cobalt® Bi-Metal AV Hole Saws	All types of machinable metal including stainless steel, wood, nail-embedded wood, plastic. Standard 1-1/2" cutting depth cuts through 2 x 4's.
Real McCoy® Bi-Metal TA Hole Saws w/ Built-In Arbor	All types of machinable metal including stainless steel, wood, nail-embedded wood, plastic. Standard 1-1/2" cutting depth cuts through 2 x 4's. Pass through shank – no separate arbor required.
Tungsten Carbide Tipped AT Hole Saws	Nail free wood, plastic, fiberglass, drywall, fiberboard, plaster, acoustic tile, countertops. Coarser tooth pitch than bimetal hole saws for very fast cutting in soft abrasive material. Not recommended for pipe.
Tungsten Carbide Grit Edge ATCG Hole Saws	For use in hard or abrasive material. Cement, brick, cinder block, cement board, plaster with lath, unglazed ceramics, fiberglass, composites, computer flooring, acoustic tile.
Diamond Grit Edge Hole Saws	Extremely hard or brittle materials where cut finish is important. Use with granite (stone), ceramic tile, glass block, architectural stone, brick (masonry), cast iron, laminate flooring.
Carbide Tipped Hole Cutters	Precision ground for clean cuts. Cuts stainless steel, sheet metal, pipe & conduit, aluminum, plastics.
Spade Bits	Wood, plastic, plywood, formica. Fast, deep cutting at any angle.
Step Drills	Sheet metal, plastic/plexiglass, PVC, composition board. Use to drill new holes or enlarge existing holes. Commonly used in electrical and automotive applications. Also use to deburr in auto rust proofing.
Double Cut Auger Bits	Excellent for deep boring in wood and nail embedded wood. Applications include landscaping timbers, plumbing & electrical installation, log & timber frame construction.
Self Feeding Wood Bits	Precision ground for extremely fast, accurate boring in woods, composites and plastics.

advanced edge®

THE INDUSTRY'S
HARDEST
WORKING
BI-METAL HOLE SAW



Unique Tooth Face Design & Aggressive Tooth Rake Angle

Advantage: Smooth efficient chip clearing in a wide range of cutting applications.

Benefit: Maximum penetration into work piece for quick efficient cutting.

Larger Tooth Profile

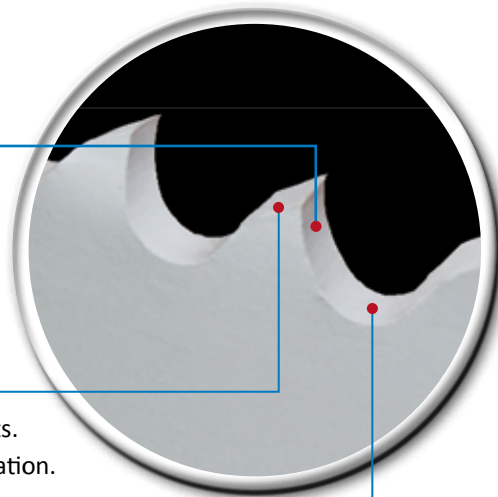
Advantage: Increased impact resistance in interrupted cuts.

Benefit: Longer tooth life while maintaining cutting penetration.

Deeper Gullets

Advantage: Smooth chip clearing in "deep" cutting applications.

Benefit: Efficient chip clearing provides longer tooth life.



PTP Set Technology

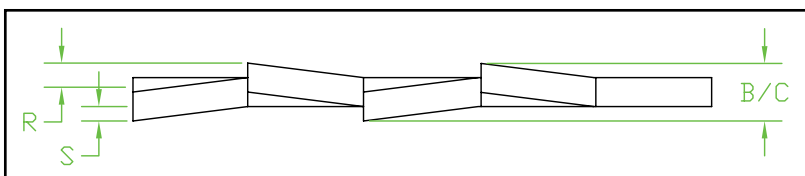
[Proper Tooth Positioning]

Advantage:

- More teeth to share the cutting load.
- All teeth are perpendicular to work surface.
- Cutting forces are evenly distributed.

Benefit:

- Smoother cutting
- Increased cutting life



See Advanced Edge®
In Action



Hole Saw Kits

Description	Model #	Comp. #	Arbors																	
			3/4"	7/8"	1-1/8"	1-3/8"	1-1/2"	1-3/4"	2"	2-1/4"	2-1/2"	3"	3-1/4"	3-5/8"	3-3/4"	4-1/8"	4-1/4"	4-1/2"	4-3/4"	
Electricians Kit 8 pc	MK0600L	168007		▼	▼	▼		▼	▼		▼									MK05, MK03
Plumbers Kit 8 pc	MK8600P	168014	▼	▼	▼		▼	▼		▼										MK05, MK03
General Purpose Kit 11 pc	MK7700G	168021	▼	▼	▼	▼	▼	▼	▼	▼	▼									MK05, MK03
Master Electricians Kit 14 pc	MK21200L	168038	▼	▼	▼	▼	▼	▼	▼		▼	▼		▼		▼			▼	MK05, MK03 MK04
Industrial Kit 19pc	MK21300I	171007	▼	▼	▼	▼	▼	▼	▼	▼	▼	▼	▼	▼	▼	▼	▼	▼	▼	MK03, 04, 05 12" Extension

Arbors

PACKAGING: 1 per box

Model #	Computer #	Shank	Chuck Size	Use with diameters:
MK03 *	168205	1/2"	1/2"	Over 1-1/4"
MK04	168212	1/4"	1/4"	Up to 1-3/16"
MK05	168229	3/8"	3/8"	Up to 1-3/16"
MK06 *	168236	3/8"	3/8"	Over 1-1/4"

* Indicates PIN DRIVE Arbors

Pilot Drills

PACKAGING: 10 per pack

Model #	Computer #	Description
MK5156PD	168106	3-1/16" x 1/4" (78mm x 6.5mm)



PACKAGING: 1 per box

Diameter*		Product Numbers		Pipe Tap Size Inches	Pipe Ent. Size Inches
Inches	mm	Model #	Comp. #		
MK09-MK244 use the following 1/2-20 arbors MK04 or MK05					
9/16	14	MK09	168304		
5/8	16	MK10	168311		
	16	MK105	168328		
11/16	17	MK11	168335		
	19	MK12	168342	1/2	3/8
3/4	20	MK125	168359		
	21	MK13	168366		
7/8	22	MK14	168373	3/4	1/2
15/16	24	MK15	168380		
	25	MK155	168397		
1	25	MK16	168403		
1-1/16	27	MK17	168410		
1-1/8	29	MK18	168427	1	3/4
	30	MK185	168434		
1-3/16	30	MK19	168441		
	32	MK204	168465		
	35	MK224	168502		
	38	MK244	168540	1-1/4	
MK20-MK385 use the following 5/8-18 arbors MK03, MK06					
1-1/4	32	MK20	168458		
	32	MK205	168472		
1-5/16	33	MK21	168489		
1-3/8	35	MK22	168496		1
	35	MK225	168519		
1-7/16	37	MK23	168526		
1-1/2	38	MK24	168533	1-1/4	
1-9/16	40	MK25	168557		
	40	MK255	168564		
1-5/8	41	MK26	168571		
1-11/16	43	MK27	168588		
1-3/4	44	MK28	168595	1-1/2	1-1/4
	45	MK285	168601		
1-13/16	46	MK29	168618		
1-7/8	48	MK30	168625		
	50	MK315	168632		
2	51	MK32	168649		1-1/2

Diameter*		Product Numbers		Pipe Tap Size Inches	Pipe Ent. Size Inches
Inches	mm	Model #	Comp. #		
MK20-MK38 use the following 5/8-18 arbors MK03, MK06					
2-1/16	52	MK33	168656		
2-1/8	54	MK34	168663		
	55	MK345	168670		
2-1/4	57	MK36	168687	2	
2-5/16	59	MK37	168694		
2-3/8	60	MK38	168700		
	62	MK385	168717		
MK40-MK96 use the following 5/8-18 arbors MK03, MK06					
2-1/2	64	MK40	168724		2
2-9/16	65	MK41	168731		
2-5/8	67	MK42	168748	2-1/2	
	68	MK425	168755		
	68.5	MK435	168762		
	70	MK44	168779		
2-7/8	73	MK46	168786		
	75	MK475	168793		
	76	MK48	168809		2-1/2
3-1/8	79	MK50	168816		
3-1/4	83	MK52	168823	3	
	86	MK54	168830		
3-1/2	89	MK56	168847		
3-5/8	92	MK58	168854		3
3-3/4	95	MK60	168861	3-1/2	
	98	MK62	168878		
	100	MK63	168885		
4	102	MK64	168892		
4-1/8	105	MK66	168908		3-1/2
4-1/4	108	MK68	168915	4	
4-3/8	111	MK70	168922		
4-1/2	114	MK72	168939		4
4-3/4	121	MK76	168946	4-1/2	
	127	MK80	168953		
5-1/4	133	MK84	168960		
5-1/2	140	MK88	168977		
5-3/4	146	MK92	168984		
6	152	MK96	168991		

* Metric sizes shown in red are exact millimeter sizes. Metric sizes in black are approximate metric equivalents of exact inch sizes

MASTER COBALT® Bi-Metal Hole Saws

Premium line of professional quality bi-metal hole saws feature an M3 high-speed steel cutting edge, electron beam welded to a tough steel backer. Caps stand up to abuse and punishment, yet are lighter and easier to use than those of competitors. Cutting depth is 1-1/2" (38mm). A separate arbor is required (see page 28).

Features & Benefits

- Positive rake teeth provides better chip clearance
- 1 1/2" cutting depth will cut through a 2 x 4
- Requires a separate arbor
- Variable pitch teeth reduces friction and heat
- Expanded gullets allow for faster cutting and increased blade life
- Better tooth match for better chip clearance and smoother cutting
- Reinforced tooth flank makes teeth stronger for longer life and resistance to tooth strippage

Applications

Wood, plastic, machinable metals, stainless steel alloys, nail-embedded wood



PACKAGING: 1 per box

Diameter		Model #	Comp #	Pipe Tap Size Inches	Pipe Ent. Size Inches	Diameter		Model #	Comp #	Pipe Tap Size Inches	Pipe Ent. Size Inches
Inches	mm					Inches	mm				
AV09-AV244 use the following 1/2-20 arbors M24, M24K, M34, M44, or M44K						AV20-AV38 use the following 5/8-18 arbors M35PS, M45, M45P, M46PS, M55P, or M44K					
9/16	14	AV09	170093			2-1/16	52	AV33	170338		
5/8	16	AV10	170109			2-1/8	54	AV34	170345		
	16	AV105	175104				55	AV345	175340		
11/16	17	AV11	170116			2-1/4	57	AV36	170369	2	
3/4	19	AV12	170123	1/2	3/8	2-5/16	59	AV37	170376		
	20	AV125	175128			2-3/8	60	AV38	170383		
13/16	21	AV13	170130				62	AV385	175388		
7/8	22	AV14	170147	3/4	1/2	AV40-AV96 use the following 5/8-18 arbors M45P, M46PS, M55P, or M44K					
15/16	24	AV15	170154			2-1/2	64	AV40	170406		2
	25	AV155	175159			2-9/16	65	AV41	170413		
1	25	AV16	170161			2-5/8	67	AV42	170420	2-1/2	
1-1/16	27	AV17	170178				68	AV425	175425		
1-1/8	29	AV18	170185	1	3/4		68.5	AV435	175432		
	30	AV185	175180			2-3/4	70	AV44	170444		
1-3/16	30	AV19	170192			2-7/8	73	AV46	170468		
1-1/4	32	AV204	174022				75	AV475	175470		
1-3/8	35	AV224	174220			3	76	AV48	170482	2-1/2	
1-1/2	38	AV244	174244	1-1/4		3-1/8	79	AV50	170505		
AV20-AV385 use the following 5/8-18 arbors M35PS, M45, M45P, M46PS, M55P, or M44K						3-1/4	83	AV52	170529	3	
1-1/4	32	AV20	170208			3-3/8	86	AV54	170543		
	32	AV205	175203			3-1/2	89	AV56	170567		
1-5/16	33	AV21	170215			3-5/8	92	AV58	170581	3	
1-3/8	35	AV22	170222		1	3-3/4	95	AV60	170604	3-1/2	
	35	AV225	175227			3-7/8	98	AV62	170628		
1-7/16	37	AV23	170239				100	AV63	170635		
1-1/2	38	AV24	170246	1-1/4		4	102	AV64	170642		
1-9/16	40	AV25	170253			4-1/8	105	AV66	170666		3-1/2
	40	AV255	175258			4-1/4	108	AV68	170680	4	
1-5/8	41	AV26	170260			4-3/8	111	AV70	170703		
1-11/16	43	AV27	170277			4-1/2	114	AV72	170727		4
1-3/4	44	AV28	170284	1-1/2	1-1/4	4-3/4	121	AV76	170765	4-1/2	
	45	AV285	175289			5	127	AV80	170802		
1-13/16	46	AV29	170291			5-1/4	133	AV84	170840		
1-7/8	48	AV30	170307			5-1/2	140	AV88	170888		
	50	AV315	175319			5-3/4	146	AV92	170925		
2	51	AV32	170321		1-1/2	6	152	AV96	170963		

* Metric sizes shown in red are exact millimeter sizes. Metric sizes in black are approximate metric equivalents of exact inch sizes. For Master Cobalt Hole Saw Kits see pages 26 & 27. For arbors and accessories, see page 28.



BULK PACK HOLE SAWS - 25 per box Same spec. No individual boxes. Packed in a flat divided box.								MASTER PACK HOLE SAWS - 20 per box Same spec. Individually boxed. Can be a shelf or counter POP.							
Inches	mm	Model #	Comp #	Inches	mm	Model #	Comp #	Inches	mm	Model #	Comp #	Inches	mm	Model #	Comp #
3/4	19	AV12B25	169004	1-1/2	38	AV24B25	169059	3/4	19	AV12M20	169110	1-1/2	38	AV24M20	169165
7/8	22	AV14B25	169011	1-5/8	41	AV26B25	169066	7/8	22	AV14M20	169127	1-5/8	41	AV26M20	169172
1	25	AV16B25	169028	1-7/8	48	AV30B25	169073	1	25	AV16M20	169134	1-7/8	48	AV30M20	169189
1-1/8	29	AV18B25	169035	2	51	AV32B25	169080	1-1/8	29	AV18M20	169141	2	51	AV32M20	169196
1-1/4	32	AV20B25	169042	2-1/8	54	AV34B25	169097	1-1/4	32	AV20M20	169158				
1-3/8	35	AV22B25	169349	2-3/8	60	AV38B25	169103								

MASTER COBALT® Bi-Metal Hole Saw Kits

These handy hole saw kits conveniently organize and store the sizes pros need within easy reach. Cutting depth is 1-1/2" (38mm). Arbor required. For comparable metric sizes see chart on page 27.

13 pc. Master Electricians Kit: AV08E / 171083

Entrance sizes to 4" Saws (1 each): 7/8", 1-1/8", 1-3/8", 1-3/4", 2", 2-1/2", 3" 3-5/8", 4-1/8", 4-1/2"
Arbors (1 each): M24K, M44, M45P



8 pc. Electricians Kit: AV02E / 171021

Entrance sizes to 2" Saws (1 each): 7/8", 1-1/8", 1-3/8", 1-3/4", 2", 2-1/2" Arbors (1 each): M44, M45P



5 pc. Special Electricians Kit: AV09E / 171090

Pipe and conduit entrance sizes 2-1/2" - 4".
Saws (1 each): 3", 3-5/8", 4-1/8", 4-1/2" Arbor (1): M45P



9 pc. Electricians Kit: AV04E / 169431

Pipe and conduit entrance sizes through 2".
Saws (1 each): 7/8", 1-1/8", 1-3/8", 1-3/4", 2", 2-1/2"
Arbors (1 each): M34, M45P Adaptor Nut (1): M44NH01

8 pc. Plumbers Kit: AV04P / 171045

Contains pipe tap sizes for pipe through 2" Saws (1 each): 3/4", 7/8", 1-1/8", 1-1/2", 1-3/4", 2-1/4" Arbors (1 each): M44, M45P

16 pc. Master Plumbers Kit: AV16P / 169417

Entrance sizes to 4" Saws (1 each): 3/4", 7/8", 1-1/8", 1-1/2", 1-3/4", 2-1/4", 2-9/16", 3", 3-1/2", 4, 4-1/4", 4-1/2" Arbors (1 each): M34, M45P
Pilot Drills (1 each): MPD4501, MPD401



6 pc. Mechanics Kit: AV05M / 171052

The 5 most popular hole saw sizes for construction, industrial and automotive jobs. Saws (1 each): 7/8", 1", 1-1/8", 1-1/4", 1-1/2" Arbor (1): M34



8 pc. Refrigeration kit: AV01R / 170994

Entrance sizes to 1-1/2" Saws (1 each): 5/8", 7/8", 1-1/8", 1-3/8", 1-5/8", 2-1/8" Arbor (1 each): M34, M35PS

13 pc. Maintenance Kit: AV100 / 171106

A handy general purpose kit for plumbing and electrical jobs on pipe and conduit through 2".
Saws (1 each): 3/4", 7/8", 1-1/8", 1-3/8", 1-1/2", 1-3/4", 2", 2-1/4", 2-1/2" Arbors (1 each): M24K, M44, M45P Extension (1): 12"



8 pc. Utility Kit: AV03U / 171076

6 commonly used hole saws for general purpose use. Saws (1 each): 3/4", 7/8", 1-1/8", 1-1/2", 1-3/4", 2-1/2"
Arbor (1): M34, M45P



HOLE CUTTING & BORING TOOLS

8 pc. Locksmith Kit: AV02L / 171038

Designed for the professional locksmith, this kit contains sizes for installation of popular locks, deadbolts, etc.
Saws (1 each): 7/8", 1", 1-1/4", 1-1/2", 1-3/4", 2-1/8"
Arbors (1 each): M24, M45P



8 pc. Locksmith Kit: AV04L / 169448

A variation on our professional locksmith kit. Contains sizes for installation of popular locks, deadbolts, etc.
Saws (1 each): 7/8", 1", 1-1/4", 1-1/2", 1-3/4", 2-1/8"
Arbors (1 each): M34, M35PS



15 pc. Industrial Kit: AV08I / 169424

Covers a range of common industrial plumbing and electrical applications. Saws (1 each): 3/4", 7/8", 1", 1-1/4", 1-3/8", 1-1/2", 1-3/4", 2", 2-1/4", 2-1/2", 3" Arbors (1 each): M34, M45P
Extension (1): 12", Ejector Spring (1): MES101

19 pc. Industrial kit: AV06I / 171069

Cover a broad range of common industrial plumbing and electrical jobs on pipe and conduit through 4".
Saws (1 each): 3/4", 7/8", 1-1/8", 1-3/8", 1-1/2", 1-3/4", 2", 2-1/4", 2-1/2", 3", 3-1/4", 3-5/8", 3-3/4", 4-1/4", 4-1/2"
Arbors (1 each): M24K, M44, M45P Extension (1): 12"



25 pc. Professional Tradesman Kit: AV23M / 169356

Cover a broad range of common industrial maintenance, plumbing and electrical jobs on pipe and conduit through 4-1/2".
Saws (1 each): 3/4", 7/8", 1", 1-1/8", 1-3/8", 1-1/2", 1-3/4", 2", 2-1/8", 2-1/4", 2-1/2", 2-11/16", 3", 3-1/4", 3-3/8", 3-5/8", 3-3/4", 4-1/8", 4-1/2", 4-3/4"
Arbors (1 each): M34, M45P
Pilot Drills (1 each): MPD4S01, MPD401
Extension (1): 12"

Kit Content Comparison Chart For AV Hole Saw Kits

Diameter		AV08E	AV02E	AV09E	AV04E	AV04P	AV16P	AV05M	AV01R	AV100	AV03U	AV02L	AV04L	AV08I	AV06I	AV23M
Inches	mm															
5/8	16															
3/4	19															
7/8	22	▼	▼		▼	▼	▼	▼	▼	▼	▼	▼	▼	▼	▼	▼
1	25											▼	▼	▼	▼	▼
1-1/8	29	▼	▼		▼	▼	▼	▼	▼	▼	▼	▼	▼	▼	▼	▼
1-1/4	32											▼	▼	▼	▼	▼
1-3/8	35	▼	▼		▼	▼	▼	▼	▼	▼	▼	▼	▼	▼	▼	▼
1-1/2	38											▼	▼	▼	▼	▼
1-5/8	41															
1-3/4	44	▼	▼		▼	▼	▼	▼	▼	▼	▼	▼	▼	▼	▼	▼
2	51	▼	▼		▼	▼	▼	▼	▼	▼	▼	▼	▼	▼	▼	▼
2-1/8	54											▼	▼	▼	▼	▼
2-1/4	57															
2-1/2	64	▼	▼		▼	▼	▼	▼	▼	▼	▼	▼	▼	▼	▼	▼
2-9/16	65															
2-11/16	68															
3	76	▼	▼		▼	▼	▼	▼	▼	▼	▼	▼	▼	▼	▼	▼
3-1/4	83															
3-3/8	86															
3-1/2	89															
3-5/8	92	▼	▼		▼	▼	▼	▼	▼	▼	▼	▼	▼	▼	▼	▼
3-3/4	95															
4	102															
4-1/8	105	▼	▼		▼	▼	▼	▼	▼	▼	▼	▼	▼	▼	▼	▼
4-1/4	108															
4-1/2	114	▼	▼		▼	▼	▼	▼	▼	▼	▼	▼	▼	▼	▼	▼
4-3/4	121															
Arbor	Thread															
M24	1/2-20										▼					
M24K	1/2-20	▼							▼	▼					▼	▼
M34	1/2-20			▼		▼	▼	▼		▼			▼	▼		▼
M35PS	5/8-18							▼				▼				
M44	1/2-20	▼	▼		▼	▼	▼	▼	▼	▼	▼	▼	▼	▼	▼	▼
M45P	5/8-18	▼	▼	▼	▼	▼	▼	▼	▼	▼	▼	▼	▼	▼	▼	▼
ME12-12"	Extension								▼				▼	▼	▼	▼

Arbors

Durable, heavy-duty, carbon steel arbors come complete with pilot drills. Adapt Morse hole saws to any power drill used by professionals.

PACKAGING: 1 per box – or 1 per card



SDS arbors are used in tools having SDS chucks, to drive hole saws in rotary hammers or hammer drills having a straight rotary option.



Arbors Complete with Pilot Drills

Model #	Computer #	Shank Size	Thread Size	Drill Number	Computer Number	Chuck Size	Fits Saws	Follow Through
M24K	140027	1/4 Round	1/2 - 20	MPD401	140775	1/4	*9/16" - 1-3/16"	3/4" - 1-1/2"
M24KCT **	140935	1/4 Round	1/2 - 20	MPD4CT01	140850	1/4	*9/16" - 1-3/16"	3/4" - 1-1/2"
M24	140010	1/4 Hex	1/2 - 20	MPD4S01	140799	1/4	*9/16" - 1-3/16"	3/4" - 1-1/2"
M34	140041	3/8 Hex	1/2 - 20	MPD4S01	140799	3/8	*9/16" - 1-3/16"	3/4" - 1-1/2"
M34CT **	140898	3/8 Hex	1/2 - 20	MPD4SCT01	140874	3/8	3/4" - 1-3/16"	3/4" - 1-1/2"
M44K	140089	7/16 Hex	1/2 - 20	MPD401	140775	1/2	9/16" - 6"	1-1/2" - 6"
M44	140072	7/16 Hex	1/2 - 20	MPD401	140775	1/2	*9/16" - 1-3/16"	3/4" - 1-1/2"
M44CT **	140102	7/16 Hex	1/2 - 20	MPD4CT01	140850	1/2	*9/16" - 1-3/16"	3/4" - 1-1/2"
M35PS	140065	3/8 Hex	5/8 - 18	MPD4S01	140779	3/8	1-1/4" - 6"	1-1/2" - 6"
M35PSCT **	140195	3/8 Hex	5/8 - 18	MPD4SCT01	140874	3/8	1-1/4" - 6"	1-1/2" - 6"
M45	140140	7/16 Hex	5/8 - 18	MPD401	140775	1/2	1-1/4" - 6"	1-1/2" - 6"
M45P	140164	7/16 Hex	5/8 - 18	MPD401	140775	1/2	1-1/4" - 6"	1-1/2" - 6"
M45PCT **	140904	7/16 Hex	5/8 - 18	MPD4CT01	140850	1/2	1-1/4" - 6"	1-1/2" - 6"
M46PS	140201	7/16 Hex	5/8 - 18	MPD4S01	140799	1/2	1-1/4" - 6"	1-1/2" - 6"
M55P	140218	5/8 Hex	5/8 - 18	MPD401	140775	3/4	1-1/4" - 6"	1-1/2" - 6"
SDS5/8QC	140928	SDS	5/8 - 18	MPD4S01	140799	SDS	1-1/4" - 6"	1-1/2" - 6"
SDS1/2QC	140911	SDS	1/2 - 20	MPD4S01	140799	SDS	*9/16" - 1-3/16"	3/4" - 1-1/2"
Carded Arbors								
M24C	140058	1/4 Hex	1/2-20	MPD4S01	140799	1/4	*9/16" - 1-3/16"	3/4" - 1-1/2"
M24KC	140539	1/4 Round	1/2-20	MPD401	140775	1/4	*9/16" - 1-3/16"	3/4" - 1-1/2"
M34C	140546	3/8 Hex	1/2-20	MPD4S01	140799	3/8	*9/16" - 1-3/16"	3/4" - 1-1/2"
M35PSC	140553	3/8 Hex	5/8-18	MPD4S01	140799	3/8	1-1/4" - 6"	1-1/2" - 6"
M44C	140560	7/16 Hex	1/2-20	MPD401	140775	1/2	9/16" - 1-3/16"	3/4" - 1-1/2"
M45PC	140577	7/16 Hex	5/8-18	MPD401	140775	1/2	1-1/4" - 6"	1-1/2" - 6"

*Hole saws, AV204, AV224, AV244, require the use of one of the arbors marked with an asterisk.

** Comes with carbide tipped pilot drill for use with carbide tipped and carbide grit hole saws.



Fast-Adapt® Chuck

Allow for fast keyless insertion and removal of any 1/4", 3/8" or 7/16" hex shank power tool accessory that has a power groove.

Fits 3/8" and larger chucks.



7/16" shank extensions work best with 7/16" shank arbors or Real McCoy® hole saws

Pilot Drills and Accessories

Model #	Comp #	Description
MPD401	140775	4-5/16" X 1/4" (110mm X 6.5mm) Pilot Drill, shank ground 3 sides, split point
MPD4CT01	140850	3-7/8" X 1/4" (102mm X 6.5mm) Carbide Tipped Pilot Drill
MPD4N01	140782	4" X 1/4" (102mm X 6.5mm) Pilot Drill, 3 notches for set screw
MPD4S01	140799	3-1/16" X 1/4" (78mm X 6.5mm) Pilot Drill for M24, M34, M35PS arbors
MPD4SCT01	140874	2-3/4" X 1/4" (73mm X 6.5mm) Carbide Tipped Pilot Drill
TACPD4	120043	4-5/16" X 1/4" (110mm X 6.5mm) Pilot Drill, Carded, 10 per pack
TACPD4CT	120029	3-7/8" X 1/4" (102mm X 6.5mm) Carbide Tipped Pilot Drill
TACPD4S	122047	3-1/16" X 1/4" (78mm X 6.5mm) Pilot Drill, Carded, 10 per pack
TACPD4SCT	120012	2-3/4" X 1/4" (73mm X 6.5mm) Carbide Tipped Pilot Drill
MES101	140805	Ejector Spring, fits all 1/4" pilot drills
ME381	140409	12" (305mm) Extension for shank of 3/8" (9.5mm) arbors for 3/8" or larger drill chuck
WSFEXT5	123990	5-1/2" (140mm) Extension for shank of 7/16" (10.5mm) arbors for 1/2" drill chuck
ME121	141123	12" (305mm) Extension for shank of 7/16" (10.5mm) arbors for 1/2" drill chuck
M44N01 Nut	140751	Adapts arbors with 1/2 - 20 threads to fit hole saws with 5/8 - 18 threads
M44NH01	140744	Hex Adapter Nut
MQC14	140386	Fast-Adapt Chuck fits 3/8" & larger chucks. Use with 1/4" shanks
MQC38	140393	Fast-Adapt Chuck fits 3/8" & larger chucks. Use with 3/8" & 7/16" shanks

Arbor Kits

Model #	Comp #	Contains
MK1 ARBOR KIT	140331	1 M24K 1 MN1 Nut 1 M44K 1 MN2 Nut
MK2 ARBOR KIT	140348	1M24K 1 MN1 Nut 1 MN2 Nut
MK3 ARBOR KIT	140355	1 M44K 1 MN1 1 MN2 Nut

Other pack quantities available. See current price list.

Fast Adapt QR[®]






QUICK RELEASE ARBOR SYSTEM

Morse Fast Adapt QR provides the solution for the professionals who consistently use common sizes of hole saws everyday.

TWIST and a CLICK

Change a hole saw in less time than ever by using **FAST ADAPT QR**.



ARBOR	PILOT DRILL	5/8 ADAPTER	1/2 ADAPTER	COMBO PACK
Model#: MQRAC Comp.#: 143042 FAST ADAPT QR Universal Arbor Works with adapters MQR58C & MQR12C  <p>1 per card</p>	Model#: MQRPDC Comp.#: 143035 FAST ADAPT QR Pilot Drill Works with MQRAC - Fast Adapt Arbor  <p>1 per card</p>	Model#: MQR58C Comp.#: 143011 FAST ADAPT QR 5/8 Thread Fits Hole Saw sizes 1-1/4" (32mm) and larger  <p>5 per card</p>	Model#: MQR12C Comp.#: 143028 FAST ADAPT QR 1/2 Thread Fits Hole Saw sizes 9/16" (14mm) to 1-3/16" (30mm)  <p>5 per card</p>	Model#: MQR5812C Comp.#: 143004 FAST ADAPT QR Combo Pack Includes: (3) MQR58 Adapters and (2) MQR12 Adapters 

MASTER COBALT® Deep Cutting Bi-Metal Hole Saws

Extra deep 1-7/8" (48mm) cutting depth for specialty cuts made by locksmiths, remodelers, and general contractors alike. Separate arbor required.

PACKAGING: 1 per box

Features & Benefits

- Easily cuts through 2 x 4's, joists, and most doors in one pass with extra clearance
- Variable pitch smoothes cutting action with minimum vibration

Applications

Wood, plastic, machinable metals, stainless steel alloys, nail-embedded wood



Diameter		Model #	Computer #	Pipe Tap Size Inches	Pipe Ent. Size Inches	Diameter		Model #	Computer #	Pipe Tap Size Inches	Pipe Ent. Size Inches
Inches	mm					Inches	mm				
3/4	19	AD12	150002	1/2	3/8	2-3/4	70	AD44	150354		
7/8	22	AD14	150019	3/4	1/2	3	76	AD48	150132		2-1/2
1	25	AD16	150026			3-1/4	83	AD52	150385	3	
1-1/8	29	AD18	150033	1	3/4	3-3/8	86	AD54	150149		
1-3/16	30	AD19	150248			3-1/2	89	AD56	150187		
1-1/4	32	AD20	150040			3-3/4	95	AD60	150408		
1-3/8	35	AD22	150057		1	3-7/8	98	AD62	150194	3-1/2	
1-1/2	38	AD24	150064	1-1/4		4	102	AD64	150200		
1-3/4	44	AD28	150071	1-1/2	1-1/4	4-1/4	108	AD68	150156		
1-7/8	48	AD30	150088		1-1/2	4-1/2	114	AD72	150439		4
2	51	AD32	150095			4-3/4	121	AD76	150446	4-1/2	
2-1/8	54	AD34	150101			5	127	AD80	150453		
2-1/4	57	AD36	150118	2		5-1/2	140	AD88	150460		
2-3/8	60	AD38	150170			6	152	AD96	150484		
2-1/2	64	AD40	150125		2	6-5/8	168	AD106	150163		

Carbide Tipped Hole Saws

Tungsten carbide tooth tips offer the highest wear resistance possible for fast holes and longer life cutting abrasive materials. Cutting depth is 1-1/2". Arbor required. PACKAGING: 1 per box



Features & Benefits

- Special tooth design for very fast hole saw cutting
- Ground and set teeth help to cut materials that bi-metal saws will not cut
- 3 teeth per inch creates a wider gullet for better chip clearance and faster cutting

Applications

Acoustic tile, countertops, drywall, fiberboard, fiberglass, plaster, plastic, nail-free wood

Diameter		Model #	Comp #	Diameter		Model #	Comp #
Inches	mm			Inches	mm		
9/16	14	AT09	160049	2-5/16	59	AT37	160377
	16	AT105	160100	2-3/8	60	AT38	160384
11/16	17	AT11	160117	2-1/2	64	AT40	160407
3/4	19	AT12	160124	2-9/16	65	AT41	160414
	20	AT125	160063	2-5/8	67	AT42	160421
13/16	21	AT13	160131	2-11/16	68.2	AT43	160438
7/8	22	AT14	160148	2-3/4	70	AT44	160445
15/16	24	AT15	160155	2-7/8	73	AT46	160469
1	25	AT16	160162	3	76	AT48	160483
1-1/16	27	AT17	160179	3-1/8	79	AT50	160506
1-1/8	29	AT18	160186	3-1/4	83	AT52	160520
1-3/16	30	AT19	160193	3-3/8	86	AT54	160544
1-1/4	32	AT20	160209	3-1/2	89	AT56	160568
1-5/16	33	AT21	160216	3-5/8	92	AT58	160582
1-3/8	35	AT22	160223	3-3/4	95	AT60	160605
1-7/16	37	AT23	160230	3-7/8	98	AT62	160629
1-1/2	38	AT24	160247	4	102	AT64	160643
1-9/16	40	AT25	160254	4-1/8	105	AT66	160667
1-5/8	41	AT26	160261	4-1/4	108	AT68	160681
1-11/16	43	AT27	160278	4-3/8	111	AT70	160704
1-3/4	44	AT28	160285	4-1/2	114	AT72	160728
1-13/16	46	AT29	160292	4-3/4	121	AT76	160766
1-7/8	48	AT30	160308	5	127	AT80	160803
2	51	AT32	160322	5-1/4	133	AT84	160841
2-1/16	52	AT33	160339	5-1/2	140	AT88	160889
2-1/8	54	AT34	160346	5-3/4	146	AT92	160926
2-1/4	57	AT36	160360	6	152	AT96	160964

For arbors and accessories, see page 28.

12 pc. Carbide Tipped Maintenance Kit: AT100 / 160056

Contains popular sizes used in installation of 1/2"-2" pipe and conduit through abrasive materials. Saws (1 each): 3/4", 7/8", 1-1/8", 1-3/8", 1-1/2", 1-3/4", 2", 2-1/4", 2-1/2" Arbors (1 each): M24K, M44, M45P Extension (1): 12"



8 pc. Carbide Tipped Electricians Kit: AT02E / 160001

Pipe and conduit entrance sizes to 2" through abrasive materials. Saws (1 each): 7/8", 1-1/8", 1-3/8", 1-3/4", 2", 2-1/2" Arbors (1 each): M34CT, M45PCT



Tungsten Carbide Grit Hole Saws

Long-lasting choice for very hard abrasive materials. These hole saws create clean holes in materials too hard or abrasive for standard bi-metal saws, or so thin they would strip bi-metal or chip carbide teeth. Cutting depth of 1-1/2". Arbor required.



Features & Benefits

- Super resistance to heat, wear and abrasion with shock resistant back
- Tungsten carbide grains are bonded to alloy backs with a gulleted snag resistant edge
- CT pilot drill recommended for masonry type materials

Applications

Acoustic tile, brick, cast iron, cement board, ceramics, cinderblock, composites, computer flooring, fiberglass, hardened steel, particle-board, asbestos board, and Formica.

PACKAGING: 1 per box

Diameter		Model #	Comp #	Pipe Tap Size Inches	Pipe Ent. Size Inches	Diameter		Model #	Comp #	Pipe Tap Size Inches	Pipe Ent. Size Inches
Inches	mm					Inches	mm				
3/4	19	ATCG12	161084	1/2	3/8	2-3/8	60	ATCG38	161299		
13/16	21	ATCG13	161091			2-1/2	64	ATCG40	161305		2
7/8	22	ATCG14	161107	3/4	1/2	2 9/16	65	ATCG41	161312		
15/16	24	ATCG15	161114			2-5/8	67	ATCG42	161329	2-1/2	
1	25	ATCG16	161121			2-3/4	70	ATCG44	161336		
1-1/16	27	ATCG17	161138			2-7/8	73	ATCG46	161343		
1-1/8	29	ATCG18	161145	1	3/4	3	76	ATCG48	161350		2-1/2
1-3/16	30	ATCG19	161152			3-1/8	79	ATCG50	161367		
1-1/4	32	ATCG20	161008			3-1/4	83	ATCG52	161374	3	
1-5/16	33	ATCG21	161169			3-3/8	86	ATCG54	161381		
1-3/8	35	ATCG22	161015		1	3-1/2	89	ATCG56	161398		
1-7/16	37	ATCG23	161176			3-5/8	92	ATCG58	161077		3
1-1/2	38	ATCG24	161183	1-1/4		3-3/4	95	ATCG60	161404	3-1/2	
1-9/16	40	ATCG25	161190			3-7/8	98	ATCG62	161411		
1-5/8	41	ATCG26	161206			4	102	ATCG64	161428		
1-11/16	43	ATCG27	161213			4-1/8	105	ATCG66	161435		3-1/2
1-3/4	44	ATCG28	161022	1-1/2	1-1/4	4-1/4	108	ATCG68	161442	4	
1-13/16	46	ATCG29	161220			4-3/8	111	ATCG70	161039		
1-7/8	48	ATCG30	161237			4-1/2	114	ATCG72	161459		4
2	51	ATCG32	161244		1-1/2	4-3/4	121	ATCG76	161466	4-1/2	
2-1/16	52	ATCG33	161251			5	127	ATCG80	161473		
2-1/8	54	ATCG34	161268			5-1/2	140	ATCG88	161480		
2-1/4	57	ATCG36	161275	2		5-3/4	146	ATCG92	161497		
2-5/16	59	ATCG37	161282			6	152	ATCG96	161503		

13 pc. Tungsten Carbide Grit Hole Saw Kit: ATCG100 / 160995

Maintenance kit includes popular sizes for plumbing, electrical, and industrial maintenance jobs. Saws (1 each): 3/4", 7/8", 1-1/8", 1-3/8", 1-1/2", 1-3/4", 2", 2-1/4", 2-1/2" Extension (1): 12" Arbors (1 each): M24KCT, M44CT, M45PCT



Recessed Lighting Hole Saw

Cleanly cuts abrasive materials such as lath, plaster and ceiling tile.

Features & Benefits

- For installing lighting fixtures from Mini Juno, Capri, Marco, Halo, Progress, Lithonla, Ligholier, Preacolite and others.

Applications

Lath, plaster, ceiling tile

PACKAGING: 1 per box

Diameter		Model #	Computer #	For Installing These Lighting Fixtures
Inches	mm			
4-3/8	111	ATCG70	161039	Mini Juno, Capri, Marco, Halo
6-3/8	162	ATCG104	161046	Halo, Capri
6-5/8	168	ATCG106	161053	Juno, Progress
6-7/8	174	ATCG110	161060	Lithonla, Marco, Lightolier, Progress, Capri, Preacolite
BIMETAL HOLE SAWS				
6-3/8	162	AV104	170314	Halo, Capri
6-5/8	168	AD106	150163	Juno, Progress

THE REAL McCOY® Bi-Metal Hole Saws

A convenient multi-purpose hole saw for general contractor cutting applications. Attached 7/16" pass-through shank arbor is a time saver. Cutting depth is 1-1/2" (38mm). Requires 4-5/16" (110mm) pilot drill. See page 29. PACKAGING: 1 per box



Features & Benefits

- Positive rake teeth for more aggressive cutting
- Deeper gullets for better chip clearance
- Better tooth match for smoother cutting
- Variable pitch teeth reduces friction and heat
- No separate arbor required
- 1 1/2" cutting depth will cut through a 2 x 4

Applications

Wood, plastic, machinable metals, stainless steel alloys, nail-embedded wood

Diameter		Model #	Comp #	Pipe Tap Size Inches	Pipe Ent. Size Inches	Diameter		Model #	Comp #	Pipe Tap Size Inches	Pipe Ent. Size Inches
Inches	mm					Inches	mm				
9/16	14	TA09	110099			2-1/8	54	TA34	110341		
5/8	16	TA10	110105			2-1/4	57	TA36	110365	2	
	16	TA105	115100			2-5/16	59	TA37	110372		
11/16	17	TA11	110112			2-3/8	60	TA38	110389		
3/4	19	TA12	110129	1/2	3/8	2-1/2	64	TA40	110402		2
	20	TA125	115124			2-9/16	65	TA41	110419		
13/16	21	TA13	110136			2-5/8	67	TA42	110426	2-1/2	
7/8	22	TA14	110143	3/4	1/2		68	TA425	115421		
15/16	24	TA15	110150				68.5	TA435	115438		
	25	TA155	115155			2-3/4	70	TA44	110440		
1	25	TA16	110167			2-7/8	73	TA46	110464		
1-1/16	27	TA17	110174				75	TA475	115476		
1-1/8	29	TA18	110181	1	3/4	3	76	TA48	110488		2-1/2
	30	TA185	115186			3-1/8	79	TA50	110501		
1-3/16	30	TA19	110198			3-1/4	83	TA52	110525	3	
1-1/4	32	TA20	110204			3-3/8	86	TA54	110549		
	32	TA205	115209			3-1/2	89	TA56	110563		
1-5/16	33	TA21	110211			3-5/8	92	TA58	110587		3
1-3/8	35	TA22	110228		1	3-3/4	95	TA60	110600	3-1/2	
	35	TA225	115223			3-7/8	98	TA62	110624		
1-7/16	37	TA23	110235	1-1/4			100	TA63	110631		
1-1/2	38	TA24	110242			4	102	TA64	110648		
1-9/16	40	TA25	110259			4-1/8	105	TA66	110662		3-1/2
	40	TA255	115254			4-1/4	108	TA68	110686	4	
1-5/8	41	TA26	110266			4-3/8	111	TA70	110709		
1-11/16	43	TA27	110273			4-1/2	114	TA72	110723		4
1-3/4	44	TA28	110280	1-1/2	1-1/4	4-3/4	121	TA76	110761	4-1/2	
	45	TA285	115285			5	127	TA80	110808		
1-13/16	46	TA29	110297			5-1/2	140	TA88	110884		
1-7/8	48	TA30	110303			5-3/4	146	TA92	110921		
	50	TA315	115315			6	152	TA96	110969		
2	51	TA32	110327		1-1/2						
2-1/16	52	TA33	110334								

* Metric sizes shown in red are exact millimeter sizes. Metric sizes in black are approximate metric equivalents of exact inch sizes.



THE REAL McCOY® Deep Cutting Hole Saws

The 1-7/8" cutting depth provides extra depth for specialty cuts made by locksmiths, remodelers and general contractors alike. Easily cuts through 2 x 4's, joists and most doors in one pass with extra clearance.

PACKAGING: 1 per box

7/16" hex shank arbor

Diameter		Model #	Comp #	Pipe Tap Size Inches	Pipe Ent. Size Inches	Diameter		Model #	Comp #	Pipe Tap Size Inches	Pipe Ent. Size Inches
Inches	mm					Inches	mm				
3/4	19	TAD12	123006			2-3/8	60	TAD38	123242		
13/16	21	TAD13	123013			2-1/2	64	TAD40	123259		2
7/8	22	TAD14	123020	3/4	1/2	2-9/16	65	TAD41	123266		
15/16	24	TAD15	123037			2-5/8	67	TAD42	123273	2-1/2	
1	25	TAD16	123044			2-3/4	70	TAD44	123280		
1-1/16	27	TAD17	123051			2-7/8	73	TAD46	123297		
1-1/8	29	TAD18	123068	1	3/4	3	76	TAD48	123303		2-1/2
1-3/16	30	TAD19	123075			3-1/8	79	TAD50	123310		
1-1/4	32	TAD20	123082			3-1/4	83	TAD52	123327	3	
1-5/16	33	TAD21	123099			3-3/8	86	TAD54	123334		
1-3/8	35	TAD22	123105		1	3-1/2	89	TAD56	123341		
1-7/16	37	TAD23	123112	1-1/4		3-5/8	92	TAD58	123358		3
1-1/2	38	TAD24	123129			3-3/4	95	TAD60	123365	3-1/2	
1-9/16	40	TAD25	123136			3-7/8	98	TAD62	123372		
1-5/8	41	TAD26	123143			4	102	TAD64	123389		
1-11/16	43	TAD27	123150			4-1/8	105	TAD66	123396		3-1/2
1-3/4	44	TAD28	123167	1-1/2	1-1/4	4-1/4	108	TAD68	123402	4	
1-13/16	46	TAD29	123174			4-3/8	111	TAD70	123419		
1-7/8	48	TAD30	123181			4-1/2	114	TAD72	123426		4
2	51	TAD32	123198		1-1/2	4-3/4	121	TAD76	123433	4-1/2	
2-1/16	52	TAD33	123204			5	127	TAD80	123440		
2-1/8	54	TAD34	123211			5-1/2	140	TAD88	123457		
2-1/4	57	TAD36	123228	2		5-3/4	146	TAD92	123464		
2-5/16	59	TAD37	123235			6	152	TAD96	123471		

THE REAL McCOY® Bi-Metal Variable Pitch Hole Saw Kits

These handy hole saw kits conveniently organize and store popular bi-metal hole saws with attached arbors in sizes for the professional user.

Standard Kits offer 1-1/2" cutting depth. 7/16" hex shank arbor.
Deep Cut Kits offer 1-7/8" cutting depth. 7/16" hex shank arbor.
 For comparable metric sizes see charts on page 34.



9 pc. Electricians Kit: TA02E / 111027
Deep Cut Electricians Kit: TAD02E / 123495

Entrance sizes to 2"
 Saws (1 each): 7/8", 1-1/8", 1-3/8", 1-3/4", 2", 2-1/2"
 Pilot Drills (3): 4-5/16"



9 pc. Plumbers Kit: TA04P / 111041
Deep Cut Plumbers Kit: TAD04P / 123518

Contains pipe tap sizes for pipe through 2".
 Saws (1 each): 3/4", 7/8", 1-1/8", 1-1/2", 1-3/4", 2-1/4"
 Pilot Drills (3): 4-5/16"



15 pc. Maintenance Kit: TA01 / 111010
Deep Cut Maintenance Kit: TAD01 / 123488

A handy general purpose kit for industrial, general purpose, plumbing and electrical jobs on pipe and conduit through 2".
 Saws (1 each): 3/4", 7/8", 1-1/8", 1-3/8", 1-1/2", 1-3/4", 2", 2-1/4", 2-1/2"
 Pilot Drills (4): 4-5/16"
 Extension (1): 12"
 (1) Flat Head Screwdriver



6 pc. Mechanics Kit: TA05M / 111058

The 5 most popular hole saw sizes for construction, industrial and automotive aftermarket jobs.
 Saws (1 each): 7/8", 1", 1-1/8", 1-1/4", 1-1/2"
 Pilot Drills (1): 4-5/16"



13 pc. Locksmiths Kit: TA03L / 111034
Deep Cut Locksmiths Kit: TAD03L / 123501

Contains sizes for installation of popular locks, deadbolts, etc.
 Saws (1 each): 3/4", 7/8", 1", 1-3/8", 1-1/2", 1-5/8", 1-3/4", 2-1/8"
 Pilot Drills (4): 4-5/16"
 (1) Flat Head Screwdriver



3 pc. Lock Installation Kit: TACKIT1 / 121019

The 2 most popular sizes for lock installation to assure accurate installation in wood or metal doors.
 Saws (1 each): 1", 2-1/8"
 Pilot Drills (1): 4-5/16"
 Packed: 1 kit per card, 2 per standard pack



5 pc. Home Owners Utility Kit: TAHUK01 / 110006

Specially designed for homeowners' most common uses including installation of locks and cable wires.
 Saws (1 each): 3/4", 1", 1-1/2", 2-1/8"
 Pilot Drills (1): 4-5/16"

Kit Content Comparison Chart For TA Hole Saw Kits

Diameter		TA02E *	TA04P *	TA01 *	TA05M	TA03L *	TACLKIT1	TAHUK01
Inches	mm							
3/4	19	▼	▼	▼	▼			▼
7/8	22	▼	▼	▼	▼			▼
1	25			▼	▼	▼		▼
1-1/8	29	▼	▼	▼	▼			
1-1/4	32			▼	▼			
1-3/8	35	▼		▼	▼			
1-1/2	38		▼	▼	▼			▼
1-5/8	41				▼	▼		
1-3/4	44	▼	▼	▼				
2	51	▼		▼				
2-1/8	54				▼	▼		▼
2-1/4	57		▼	▼				
2-1/2	64	▼		▼				
Additional Items								
Pilot Drills								
4-5/16"	110	3	3	4	1	4	1	1
ME12-12" Extension Screwdriver				▼		▼		

* Also Available as Deep Cut Kits (TAD Model Numbers.)



Combination Hole Saw Kits

We've integrated various hole saws to provide more advanced cutting solutions for professionals. Morse Master Cobalt® bimetal hole saws are provided in both kits for smooth cuts in wood, plastic, stainless steel, nail-embedded wood and other machinable metals.

29 pc. Electrician's Combination Kit: AVELE01 / 169776

The AVELE01 offers 16 bimetal and 9 carbide tipped hole saws in one convenient kit offering a broad range of popular diameters used by electricians. The carbide tipped hole saws included in this kit are designed for fast cuts in abrasive materials. Applications include fiberglass, drywall, aluminum and countertops.

28 pc. Plumber's Combination Kit: AVPLU01 / 169783

For plumbers, M. K. Morse combined 13 bimetal and 9 carbide grit hole saws with diameters for cutting requirements through pipe tap and entrance sizes up to 4 inches (102mm). Carbide grit hole saws provide clean cuts in thin materials and cut very hard, abrasive materials such as hardened steel, cast iron, brick, cement, ceramics, computer flooring, composites and acoustic tile.

	3/4"	7/8"	1"	1-1/8"	1-1/4"	1-3/8"	1-1/2"	1-3/4"	2"	2-1/8"	2-1/4"	2-1/2"	2-9/16"	2-11/16"	3"	3-1/2"	3-5/8"	4"	4-1/8"	4-1/4"	4-1/2"	4-3/4"	Arbors	Pilot Drills
AVELE01	●	●	●	●	●	●	●	●	●	●	●	●	●	●	●	●	●	●	●	●	●	●	●	
BI-METAL	●	●	●	●	●	●	●	●	●	●	●	●	●	●	●	●	●	●	●	●	●	●	●	M34
CARBIDE TIP	●	●	●	●	●	●	●	●	●	●	●	●	●	●	●	●	●	●	●	●	●	●	●	HSS (2)
																								3-1/4"
AVPLU01	●	●	●	●	●	●	●	●	●	●	●	●	●	●	●	●	●	●	●	●	●	●	●	
BI-METAL	●	●	●	●	●	●	●	●	●	●	●	●	●	●	●	●	●	●	●	●	●	●	●	M24
CARBIDE GRIT	●	●	●	●	●	●	●	●	●	●	●	●	●	●	●	●	●	●	●	●	●	●	●	HSS(2)
																								3-1/16"
																								CT (2) 2-7/8"

METAL CUTTING CARBIDE TIPPED HOLE CUTTERS

Features & Benefits

- Precision ground triple chip tooth for smooth cutting
- Two cutting depths offered: 1" (25mm) for pipe & conduit 3/16" (4.5mm) for sheet metal
- Ejector spring for slug removal
- Step-center pilot bit reduces "break through" impact
- Grooved gullet directs chips away from the cut
- Flat shank fits most drill chucks

Applications

- Sheet metal
- Stainless steel
- Pipe
- Aluminum
- PVC/ABS
- Plastic



Shallow Cutters - Depth 3/16" (4.5 mm)			
Inch	mm	Model	Part No.
9/16"	14	CTS09	166034
5/8"	16	CTS10	166041
11/16"	17	CTS11	166058
3/4"	19	CTS12	166065
	20	CTS125	166577
13/16"	21	CTS13	166072
7/8"	22	CTS14	166089
15/16"	24	CTS15	166096
	25	CTS155	166584
1"	25	CTS16	166102
1-1/16"	27	CTS17	166119
1-1/8"	29	CTS18	166126
1-3/16"	30	CTS19	166133
1-7/32"	31	CTS195	166140
1-1/4"	32	CTS20	166157
	32	CTS205	166591
1-5/16"	33	CTS21	166164
1-3/8"	35	CTS22	166171
1-7/16"	37	CTS23	166188
	38	CTS235	166607

Shallow Cutters - Depth 3/16" (4.5 mm)			
Inch	mm	Model	Part No.
1-1/2"	38	CTS24	166195
1-9/16"	40	CTS25	166201
1-5/8"	41	CTS26	166218
1-11/16"	43	CTS27	166225
1-3/4"	44	CTS28	166232
1-13/16"	46	CTS29	166249
1-7/8"	48	CTS30	166256
1-15/16"	49	CTS31	166263
	50	CTS315	166614
2"	51	CTS32	166270
2-1/8"	54	CTS34	166287
2-3/16"	55.5	CTS35	166294
2-1/4"	57	CTS36	166300
2-5/16"	59	CTS37	166317
2-3/8"	60	CTS38	166324
2-7/16"	62	CTS39	166331
2-1/2"	64	CTS40	166348
2-9/16"	65	CTS41	166355
2-5/8"	67	CTS42	166362
2-11/16"	68.5	CTS435	166379

Shallow Cutters - Depth 3/16" (4.5 mm)			
Inch	mm	Model	Part No.
2-3/4"	70	CTS44	166386
2-13/16"	71.5	CTS45	166393
2-7/8"	73	CTS46	166409
2-15/16"	74.5	CTS47	166416
3"	76	CTS48	166423
3-1/8"	79	CTS50	166430
3-1/4"	83	CTS52	166447
3-3/8"	86	CTS54	166454
3-1/2"	89	CTS56	166461
3-5/8"	92	CTS58	166478
3-3/4"	95	CTS60	166485
3-7/8"	98	CTS62	166492
4"	102	CTS64	166508
4-1/8"	105	CTS66	166515
4-1/4"	108	CTS68	166522
4-3/8"	111	CTS70	166539
4-1/2"	114	CTS72	166546
4-3/4"	121	CTS76	166553
5"	127	CTS80	166560



Deep Cutters - Depth 1" (25 mm)			
Inch	mm	Model No.	Part No.
9/16"	14	CTD09	167024
5/8"	16	CTD10	167031
11/16"	17	CTD11	167048
3/4"	19	CTD12	167055
	20	CTD125	167437
13/16"	21	CTD13	167062
7/8"	22	CTD14	167079
15/16"	24	CTD15	167086
	25	CTD155	167444
1"	25	CTD16	167093
1-1/16"	27	CTD17	167109
1-1/8"	29	CTD18	167116
1-3/16"	30	CTD19	167123
1-1/4"	32	CTD20	167130
	32	CTD205	167451
1-5/16"	33	CTD21	167147
1-3/8"	35	CTD22	167154
1-7/16"	37	CTD23	167161
	38	CTD235	167468
1-1/2"	38	CTD24	167178

Deep Cutters - Depth 1" (25 mm)			
Inch	mm	Model No.	Part No.
1-9/16"	40	CTD25	167185
1-5/8"	41	CTD26	167192
1-11/16"	43	CTD27	167208
1-3/4"	44	CTD28	167215
1-13/16"	46	CTD29	167222
1-7/8"	48	CTD30	167239
1-15/16"	49	CTD31	167246
	50	CTD315	167475
2"	51	CTD32	167253
2-1/8"	54	CTD34	167260
2-1/4"	57	CTD36	167277
2-3/8"	60	CTD38	167284
2-1/2"	64	CTD40	167291
2-9/16"	65	CTD41	167307
2-5/8"	67	CTD42	167314
2-3/4"	70	CTD44	167321
2-7/8"	73	CTD46	167338
3"	76	CTD48	167345
3-1/4"	83	CTD52	167352
3-1/2"	89	CTD56	167369

Deep Cutters - Depth 1" (25 mm)			
Inch	mm	Model No.	Part No.
3-5/8"	92	CTD58	167376
3-3/4"	95	CTD60	167383
4"	102	CTD64	167390
4-1/8"	105	CTD66	167406
4-1/4"	108	CTD68	167413
4-1/2"	114	CTD72	167420

Shallow Cutter Accessories		
Description	Model	Part No.
Set Screw	CTSW01	166003
Stepped Pilot Drill	CTSP	166010
Ejector Spring	CTSS	166027

Deep Cutter Accessories		
Description	Model No.	Part No.
Set Screw	CTSW01	166003
Stepped Pilot Drill	CTDP	167000
Ejector Spring	CTDS	167017



CARBIDE TIPPED HOLE CUTTER KITS



CTS01 (166720)
ELECTRICIAN
 6 pc Shallow Cut

Kit contains:
 1 - CTS14 7/8" (22mm) 1 - CTS18 1-1/8" (29mm)
 1 - CTS22 1-3/8" (35mm) 1 - CTSP Pilot drill
 1 - CTSS Ejector spring 1 - Hex key

Kit provides clearance for the most common electrical conduit diameters used by professional electricians (from 1/2" up to 1")



CTD01 (167543)
BOLT CLEARANCE
 7 pc Deep Cut

Kit contains:
 1 - CTD11 11/16" (17mm) 1 - CTD13 13/16" (21mm)
 1 - CTD15 15/16" (24mm) 1 - CTD17 1-1/16" (27mm)
 1 - CTDP Pilot drill 1 - CTDS Ejector spring
 1 - Hex Key

Kit provides clearance diameters for the most popular bolt sizes used by professional mechanical and general contractors



CTS02 (166737)
MASTER ELECTRICIAN
 9 pc Shallow Cut

Kit contains:
 1 - CTS14 7/8" (22mm) 1 - CTS18 1-1/8" (29mm)
 1 - CTS22 1-3/8" (35mm) 1 - CTS28 1-3/4" (44mm)
 1 - CTS32 2" (51mm) 1 - CTS40 2-1/2" (64mm)
 1 - CTSP Pilot drill 1 - CTSS Ejector spring
 1 - Hex key

Kit provides clearance for the most common electrical conduit diameters used by professional electricians (from 1/2" up to 2")

DIAMONDGRIT™



See Diamond Grit™
 In Action



Granite (stone)

Ceramic Tile

Glass Block

Architectural Stone

Brick (masonry)

Cast Iron

Laminate Flooring

LONG LASTING

Industrial Diamond Grit brazed to hardened and tempered alloy body.

FAST CUTTING

Fast and easy cutting of abrasive materials.

SMOOTH CLEAN CUTS

Finish cut edges are smooth and clean.

SELF GUIDING

Hollow core center keeps hole saw centered in cut.

EASY PLUG REMOVAL


Side slots allow for fast removal of material.

Diameter		Model #	Computer #	Pipe Tap Size Inches	Pipe Ent. Size Inches
Inches	mm				
Diamond Grit Hole Saws with Quick Change Arbor					
3/16	4.8	DGM03C	129152		
1/4	6	DGM04C	129169		
5/16	8	DGM05C	129176		
3/8	9.5	DGM06C	129183		
1/2	12.7	DGM08C	129190		
5/8	16	DGM10C	129206		
3/4	19	DGM12C	129213	1/2 (13mm)	3/8 (9.5mm)
1	25	DGM16C	129220		
1-3/8	35	DGM22C	129237		
Diamond Grit Hole Saws & Quick Start™ Auto Pilot (Arbor Required - pg.28)					
7/8	22	DG14C	129008	3/4 (19mm)	1/2 (13mm)
1-1/8	29	DG18C	129015	1 (25mm)	3/4 (19mm)
1-1/4	32	DG20C	129022		
2	51	DG32C	129039		1-1/2 (38mm)
2-1/2	64	DG40C	129046		2 (51mm)
Auto Pilot		DGAPC	129503		

PACKAGING: 1 per card

Step Drills

Step drills are ideal for drilling repetitive holes by electrical contractors, sheet metal workers, and auto mechanics. HSS drills are made of high speed steel with double fluted ground cutting edge for long life. Morse also carries TiN coated drills to reduce friction, allowing the bits to last up to six times longer than HSS drills. One per box.



Features & Benefits

- Reduce secondary operations with trailing flute that automatically deburs holes
- Increase accuracy when drilling with 3 flats on shank for secure fastening in drill
- Faster penetration than standard points with split point tip for self starting drills
- Re-sharpenable cutting edges allows for longer tool life

Applications

Steel, copper, brass, aluminum, Plexiglass, sheet metal, PVC, plasterboard, hole enlarging

Description	1/Tube		Shank Inches	Point Type
	Model #	Computer #		
1/8" - 1/2" by 32nds	ESD01	124003	1/4	Self-Starting
3/16" - 1/2" by 16ths	ESD02	124010	1/4	Self-Starting
3/16" - 7/8" by 16ths	ESD03	124027	3/8	Self-Starting
1/4" - 3/4" by 16ths	ESD04	124034	3/8	Self-Starting
1/4" - 1-1/8" by 16ths	ESD05	124041	3/8	Self-Starting
1/8" - 3/8" by 16ths	ESD06	124058	1/4	Self-Starting
1/8" - 1/2" by 16ths	ESD07	124065	1/4	Self-Starting
9/16" - 1" by 16ths	ESD08	124072	3/8	Hole Enlarging 1/2" or larger Pilot Holes
3/4" - 1-3/8" by 16ths	ESD09	124089	1/2	Hole Enlarging 3/4" or larger Pilot Holes
1/4" - 7/8" by 16ths	ESD10	124096	3/8	Self-Starting
1/4" - 1-3/8" by 8ths	ESD11	124102	3/8	Self-Starting
TiN Coated Step Drills				
1/8" - 1/2" by 32nds	ESD01TiN	124119	1/4	Self-Starting
3/16" - 1/2" by 16ths	ESD02TiN	124126	1/4	Self-Starting
3/16" - 7/8" by 16ths	ESD03TiN	124133	3/8	Self-Starting
1/4" - 3/4" by 16ths	ESD04TiN	124140	3/8	Self-Starting



Step Drill Kit: ESDKIT01 / 124201

This kit offers 4 of the most popular step drill sizes for electrical, automotive and sheet metal applications. Contains: ESD01, ESD03, ESD04, ESD05

Self Feeding Wood Bits

Morse self feeding wood bits are precision ground for clean, accurate holes and single chip lift for efficient chip removal. (1) per tube

Features & Benefits

- Resharpen using the Morse Auger/Wood bit file.
- Threaded feed screw pulls bit into and through the cut for ease of use
- 7/16" shanks have milled flats for secure gripping by the chuck from safe, fast cutting



Applications

Hardwoods, soft woods, plastics, wood composites, PVC, plastic conduit

Bore Diameter		Shank Size*	Model Number	Computer #
Inches	mm			
1"	25	7/16"	WSF1000	123822
1-1/8"	29	7/16"	WSF1125	123839
1-1/4"	32	7/16"	WSF1250	123846
1-3/8"	35	7/16"	WSF1375	123853
1-1/2"	38	7/16"	WSF1500	123860
1-3/4"	44	7/16"	WSF1750	123877
2"	51	7/16"	WSF2000	123884
2-1/8"	54	7/16"	WSF2125	123891
2-1/4"	57	7/16"	WSF2250	123907
2-9/16"	65	7/16"	WSF2562	123914
3"	76	7/16"	WSF3000	123921
3-5/8"	92	7/16"	WSF3625	123938
4-5/8"	118	7/16"	WSF4625	123945
5-1/2" Extension		7/16"	WSFEXT5	123990
Self Feeding Wood Bit Kits				
4 Piece Contractor Kit			WSFKIT1	123952
Contains: 1-3/8", 1-1/2", 2-1/8", 2-9/16"				
8 Piece Contractor Kit			WSFKIT2	123969
Contains: 1", 1-1/8", 1-1/4", 1-3/8", 1-1/2", 1-3/4", 2-1/8", 2-9/16", 5-1/2" Extension				
Screw Tip Replacement Kits				
For 1" to 2-9/16" (25-65mm) bits			WSFRKIT1	123976
Contains: 3 screw tips, 1 set screw, 1 hex key				
For 3" to 4-5/8" (76-117mm) bits			WSFRKIT2	123983
Contains: 3 screw tips, 1 set screw, 1 hex key				

* Shanks are designed to work in Fast-Adapt® MQC38 quick change chuck adaptors (pg 28) and standard chucks.



36" Length Double Cut Augers Available December 2016

Double Cut Auger Bits

Premium double fluted auger bits provide excellent deep boring in wood and nail-embedded wood applications. Precision ground, heat-treated and tempered cutting edges cut through nails. (1) per tube

Features & Benefits

- Self-feed screw point for effortless boring
- Double flute design for fast chip removal and less clearing of bit
- Resharpener edge allows for quick touch ups to maintain edge and life of bit
- 7/16" quick change shank allows for use with quick change chuck

Applications

Wood and nail-embedded wood



Auger/Wood Bit File: WSAB6STFILE / 125499

These files are designed for sharpening and extending the life of Morse auger and wood bits. Six inch slim taper file with attached wooden handle. PACKAGING: 1 per tube

Bore Diameter		Length	Shank Size*	Model Number	Computer #
Inches	mm				
9/16"	14	36"	7/16"	WSAB360562	125178
5/8"	16	36"	7/16"	WSAB360625	125185
11/16"	17	36"	7/16"	WSAB360687	125192
3/4"	19	36"	7/16"	WSAB360750	125239
13/16"	21	36"	7/16"	WSAB360812	125246
7/8"	22	36"	7/16"	WSAB360875	125253
15/16"	24	36"	7/16"	WSAB360937	125260
1"	25	36"	7/16"	WSAB361000	125277
1-1/16"	27	36"	7/16"	WSAB361062	125284
1-1/8"	29	36"	7/16"	WSAB361125	125291
3/8"	9.5	18"	3/8"	WSAB180375	125505
7/16"	11	18"	7/16"	WSAB180437	125512
1/2"	13	18"	7/16"	WSAB180500	125529
9/16"	14	18"	7/16"	WSAB180562	125536
5/8"	16	18"	7/16"	WSAB180625	125543
11/16"	17	18"	7/16"	WSAB180687	125550
3/4"	19	18"	7/16"	WSAB180750	125567
13/16"	21	18"	7/16"	WSAB180812	125574
7/8"	22	18"	7/16"	WSAB180875	125581
15/16"	24	18"	7/16"	WSAB180937	125598
1"	25	18"	7/16"	WSAB181000	125604
1-1/16"	27	18"	7/16"	WSAB181062	125611
1-1/8"	29	18"	7/16"	WSAB181125	125628
1-1/4"	32	18"	7/16"	WSAB181250	125635
1-3/8"	35	18"	7/16"	WSAB181375	125642
1-1/2"	38	18"	7/16"	WSAB181500	125659
1/4"	6	7-1/2"	1/4"	WSAB750250	125772
5/16"	8	7-1/2"	5/16"	WSAB750312	125789
3/8"	10	7-1/2"	3/8"	WSAB750375	125796
7/16"	11	7-1/2"	7/16"	WSAB750437	124973
1/2"	13	7-1/2"	7/16"	WSAB750500	124980
9/16"	14	7-1/2"	7/16"	WSAB750562	124997
5/8"	16	7-1/2"	7/16"	WSAB750625	125666
11/16"	17	7-1/2"	7/16"	WSAB750687	125673
3/4"	19	7-1/2"	7/16"	WSAB750750	125680
13/16"	21	7-1/2"	7/16"	WSAB750812	125697
7/8"	22	7-1/2"	7/16"	WSAB750875	125703
15/16"	24	7-1/2"	7/16"	WSAB750937	125710
1"	25	7-1/2"	7/16"	WSAB751000	125727
1-1/8"	29	7-1/2"	7/16"	WSAB751125	125734
1-1/4"	32	7-1/2"	7/16"	WSAB751250	125741
1-3/8"	35	7-1/2"	7/16"	WSAB751375	125758
1-1/2"	38	7-1/2"	7/16"	WSAB751500	125765

* Shanks are designed to work in Fast-Adapt® MQC38 quick change chucks (pg 28) and standard chucks.

Spade Bits

A popular item for boring small holes through wood. Stem works with 1/4" Fast-Adapt®

Features & Benefits

- Produce a cleaner hole with less vibration with the angled spur
- Uses bit to pull lead wire back through the drilled hole
- 1/4" (6.4mm) quick change shank size fits all power drills

Applications

Wood, plastic, plywood, formica, wood composites



PACKAGING: 1 per card, 5 per standard pack

		10/Box		1/Card				10/Box		1/Card	
Description	Model #	Computer #	Model #	Computer #	Description	Model #	Computer #	Model #	Computer #		
1/4" 6mm	WSB250	125000	WSB250C	125307	13/16" 21mm	WSB812	125093	WSB812C	125390		
5/16" 8mm	WSB312	125017	WSB312C	125314	7/8" 22mm	WSB875	125109	WSB875C	125406		
3/8" 10mm	WSB375	125024	WSB375C	125321	15/16" 24mm	WSB937	125116	WSB937C	125413		
7/16" 11mm	WSB437	125031	WSB437C	125338	1" 25mm	WSB1000	125123	WSB1000C	125420		
1/2" 13mm	WSB500	125048	WSB500C	125345	1-1/8" 29mm	WSB1125	125130	WSB1125C	125437		
9/16" 14mm	WSB562	125055	WSB562C	125352	1-1/4" 32mm	WSB1250	125147	WSB1250C	125444		
5/8" 16mm	WSB625	125062	WSB625C	125369	1-3/8" 35mm	WSB1375	125154	WSB1375C	125451		
11/16" 17mm	WSB687	125079	WSB687C	125376	1-1/2" 38mm	WSB1500	125161	WSB1500C	125468		
3/4" 19mm	WSB750	125086	WSB750C	125383							

METAL CUTTING CIRCULAR SAW BLADES & MACHINES

Metal Devil **NXT**

Metal-Cutting Circular Saw Blades

Cut through steel and other tough metals faster than ever. Unique combinations of metallurgy and blade configurations are tailored for peak performance in specific applications.

Cut Cool

When we demonstrate the Morse Metal Devil NXT® blade, we ask viewers to touch the freshly cut metal edges. People are amazed to find how cool it is to the touch. The unique metallurgy of the carbide tips means there is minimal heat transferred to the inner plate.

Cut Faster


Morse Metal Devil NXT blades cut so much faster than traditional methods, that it is hardly even a race. Consider that a Morse Metal Devil NXT blade can cut through 6" x 1/4" thick steel in approximately 12 seconds.

Cut Longer

The Morse Metal Devil NXT is constructed with a hardened steel inner plate that has a unique combination of tungsten carbide and titanium carbide tips brazed to the teeth. As a result Morse Metal Devil blades offer exceptional wear resistance and make more cuts than any other metal cutting blade on the market today.



**See Metal Devil NXT®
In Action**

Blade Type	Application
Metal Devil CL™ 	Designed to be optimized for use on cordless metal cutting circular saws.
Steel	Used to cut angle iron, steel plate, channel iron, I-beams, pipe and other ferrous metal shapes and parts.
Thin Steel	Used to cut ferrous metals under 1/8" without bending the cut edge including corrugated roofing, sheet metal, conduit, and steel studs.
Stainless Steel	Used to cut all stainless steel, including 1/4" or thinner stainless plate, or 1/8" or thinner wall stainless tube.
Aluminum	Used to cut all 3/8" or thinner aluminum parts including extrusions, plate, angle and grating.
Steel Studs (14" only)	Specially engineered to make quick, clean, accurate cuts on steel studs with square or miter cuts using 14" metal cutting saws.

CIRCULAR SAW BLADES

Blade Diameter	Part Number	# of Teeth	Arbor	Applications	Computer #	MAX RPM	Machine
5-3/8" 137mm	▼ CSM5383258NSC	32	5/8	Steel	101332	4200	Makita BCSS50 / BSS501
	▼ CSM53832NSC	32	20mm	Steel	101325	4200	Milwaukee M18 Makita BCSS50 / BSS501 Panasonic EY3530NQMKW / EY452LN2M
	▼ CSM53848NAC	48	20-10mm-5/8	Aluminum	101578	4200	
	NEW ▼ CSM53850CLTSC	50	20mm	Thin Steel	101769	4200	
6-1/4" 159mm	▼ CSM62554NAC	54	5/8	Aluminum	101585	4200	Makita 5046DWDE
	CSM62548NSIC	48	20-16mm	Steel	101509	4200	Standard Circular Saws
	▼ CSM62556CLTSC	56	20mm	Thin Steel	101776	4200	Cordless Circular Saws
6-1/2" 165mm	▼ CSM6504020NSC	40	20mm	Steel	101523	4200	Panasonic EY3552GQW
	CSM6504820TSC	48	20mm	Thin Steel	100649	4200	
	▼ CSM65040NSC	40	5/8	Steel	101516	4200	Bosch CCS180K / 1617K Makita BSS610 Dewalt DC310K / DC390K Ridgid R3203 Milwaukee 2630-20 / 0730-20 Hilti SCM22-A/DIO4891A
	▼ CSM6504058CLSC	40	5/8	Steel	100984	4200	
	▼ CSM6504858CLSSC	48	5/8	Stainless Steel	101714	4200	
	▼ CSM6505658CLAC	56	5/8	Aluminum	101738	4200	
	▼ CSM6504020CLSC	40	20mm	Steel	101745	4200	
	▼ CSM6504820CLSSC	48	20mm	Stainless Steel	101707	4200	
	▼ CSM6505620CLAC	56	20mm	Aluminum	101721	4200	Panasonic EY3552GQW Hilti SCM18-A/03490197
	▼ CSM67540NSC	40	20mm	Steel	101530	4200	
6-3/4" 171mm	CSM6754030SIC	40	20mm	Steel	100458	4200	Dewalt DW934K-2 Standard Circular Saws
	▼ CSM740NSC	40	20mm	Steel	101363	5800	Morse CSM7MB / CSM7NXTB Evolution Steel Saw Jancy MCSL07-2 Milwaukee 0740-20
▼ CSM744NSSC	44	20mm	Stainless Steel	101677	5800		
▼ CSM754NAC	54	20mm	Aluminum	101608	5800		
▼ CSM768NTSC	68	20mm	Thin Steel	101783	5800		
7-1/4" 184mm	▼ CSM72540NSC	40	5/8 KO	Steel	101349	5800	Bosch CSS / CS10 / CS20 / 1677M / 1677MD Dewalt DC300K / 364 / DW368 DW369CSK Makita 4131 / 5057KB / 5007FAK / 5007FK / 5740NB / 5377MG / 5277NB Milwaukee 6390-20 / 6391-21 / 6394-21 / 6477-20
	▼ CSM72548NSC	48	5/8 KO	Steel	101356	5800	
	▼ CSM72560NAC	60	5/8 KO	Aluminum	101615	5800	
	▼ CSM72568NTSC	68	5/8 KO	Thin Steel	101790	5800	
	CSM7254020SC	40	20mm	Steel	101547	5800	
	CSM72548NSIC	48	20mm	Steel	101554	5800	Evolution Fury / Outrage / Rage 1 / Rage 4
7-1/2" 191mm	CSM7506830TSIC	68	30mm	Thin Steel	100533	5800	Standard Circular Saws
8" 203mm	▼ CSM842NSC	42	5/8	Steel	101387	5800	Milwaukee 6370-20
	▼ CSM848NSC	48	5/8	Steel	101394	5800	
	▼ CSM850NSSC	50	5/8	Stainless Steel	101684	5800	
	▼ CSM860NAC	60	5/8	Aluminum	101622	5800	
	▼ CSM868NTSC	68	5/8	Thin Steel	101806	5800	
8-1/4" 210mm	▼ CSM82548NSC	48	5/8 KO	Steel	101370	5800	Dewalt DW384, Makita 5008MGA
9" 229mm	▼ CSM948NSC	48	1	Steel	101400	3200	Morse CSM9MB / CSM9NXTB Evolution Steel Saw 5 Jancy MCSL09 / MCSL09-2
	▼ CSM956NSSC	56	1	Stainless	101691	3200	
	▼ CSM968NTSC	68	1	Thin Steel	101813	3200	
	▼ CSM972NAC	72	1	Aluminum	101639	3200	
10" 254mm	▼ CSM1052NTSC	52	5/8 KO	Thin Steel	101820	5200	Bosch 4410 / 4405, Dewalt DW713 Ridgid MS1065LZA
	▼ CSM1072NAC	72	5/8 KO	Aluminum	101646	5500	
12" 305mm	▼ CSM1260NSC	60	1	Steel	101561	1800	Makita LC1230
	▼ CSM1280NAC	80	1	Aluminum	101653	3800	
	▼ CSM1280NTSC	80	1	Thin Steel	101837	2000	
14" 356mm	▼ CSM1466NSC	66	1	Steel	101318	1800	Morse CSM14MB, Dewalt DW872, Evolution Fury2 / Rage2 Evolution Steel Saw2 Jancy MCCS14 MCCS14-2 Milwaukee 6190-20 Ridgid 614
	▼ CSM1480NAC	80	1	Aluminum	101660	3800	
	▼ CSM1481NSTC	81	1	Steel Studs	100786	1800	
	▼ CSM1490NTSC	90	1	Thin Steel	101844	1800	
	▼ CSM1490NSSC	90	1	Stainless	100793	1800	

5-3/8" blades include special bushings allowing them to fit 20mm, 10mm and 5/8" arbor holes. *5/8 KO fits both diamond and circular arbors
 Blades in red indicate international machine arbor sizes. ▼ Indicates NEW Metal Devil CL Blades ▼ Indicates NEW Metal Devil NXT® Blades

METAL DEVIL NXT® CIRCULAR SAWS

Metal Devil NXT

M. K. Morse stocks factory original circular saw machine parts and offers machine repairs at our facility in Canton, Ohio.

INCLUDES

Laser Guide, 0-45° Beveling, Overload Switch, Cutting Guide Ergonomically Designed Side Handle, Retracting Blade Guard, Quick Release Metal Chip Collection Chamber and Easy Blade Changes, 7' Power Cord, Carrying Case, Safety Goggles, Ear Plugs, Metal Devil® NXT Steel Cutting Blade.

CUTTING CAPABILITIES

2-3/8" Maximum Cutting Reach
1/4" Maximum Thickness of Cut Mild Steel
0-45° Bevel Cut

SPECIFICATIONS

3800 RPM | 1560 Watts
120 V | 60Hz | 13 Amp
20mm Arbor
Weight: 18 lbs



7" CSM7NXTB

COMPUTER NO.
100960



INCLUDES

Laser Guide, 0-45° Beveling, Overload Switch, Cutting Guide Ergonomically Designed Side Handle, Retracting Blade Guard, Quick Release Metal Chip Collection Chamber and Easy Blade Changes, 7' Power Cord, Carrying Case, Safety Goggles, Ear Plugs, Metal Devil® NXT Steel Cutting Blade.

CUTTING CAPABILITIES

3-1/4" Maximum Cutting Reach
3/8" Maximum Thickness of Cut Mild Steel
0-45° Bevel Cut

SPECIFICATIONS

2300 RPM | 1800 Watts
120 V | 60Hz | 15 Amp
1" Arbor
Weight: 22 lbs



9" CSM9NXTB

COMPUTER NO.
100977



INCLUDES

0-45° Mitering Vice, Overload Switch, Retracting Blade Guard, Quick Release Metal Chip Collection Chamber, 6mm & 8mm Blade Wrench, Safety Goggles, Ear Plugs, Metal Devil® NXT Steel Cutting Blade.

CUTTING CAPABILITIES

	45°	90°
Round	4-1/8"	5-1/8"
Square	3 1/2" x 3 1/2"	4 3/4" x 4 3/4"
Rectangle	3 1/8" x 4 3/8"	3 3/4" x 7 1/4"

SPECIFICATIONS

1300 RPM
120 V | 60Hz | 15 Amp
1" Arbor
Weight: 53 lbs



14" CSM14MB

COMPUTER NO.
101172



Metal Devil V-Blocks provide safe and secure clamping for round material. See pg. 42



For the CSM14MB Saw (pg. 41)

Metal Devil V-Blocks

- Durable Steel Body
- Securely Holds Rounds, Squares & Rectangular Materials
- Can Employ Several Vice Configurations to Accommodate a Variety of Structural Materials
- Strengthen The Clamping Performance of the Vice System
- Improves Cutting Performance on Structural Shapes
- Optimizes Blade Life
- Provides Precise Cutting Results
- Reduces Opportunity for Machine Damage



Maximum Material Dimensions to be used with V-Blocks:

- Square 3-7/8
- Round 3"



Metal Devil V-Blocks:
CSP14A01 / 100724

Abrasive Wheel Mandrels

These mandrels are made to fit Type 1 resin bonded wheels that are a popular choice for high speed air or electric die grinders for both cut-off and grinding applications.

Features & Benefits

- Precision machined to ensure concentricity for faster cutting and safer operation
- Flush Type for special access applications such as flush cuts or corner cuts
- Nut Type for general purpose cutting, slotting or grinding applications



Applications

Type 1 resin bonded wheels on die grinders

Two styles:

Nut Type



for general purpose cutting, slotting or grinding applications.

Flush Type



for special access applications such as flush cuts or corner cuts.

Model #	Computer #	Shank Size	Arbor Hole Size	Fits Wheel Thickness
Flush Type				
HMANF15	690089	1/4	3/8	1/32-1/4
HMANF250-S	690102	1/4	1/4	1/32-1/4
HMANF250-L	690096	1/4	1/4	1/4-1/2
HMANF375-S	690126	3/8	3/8	1/32-1/4
HMANF375-L	690119	3/8	3/8	1/4-1/2
HMAN40 Kit	690164	1/4, 3/8	1/4, 3/8	1/32-1/4
HMANC40 Card	690010	1/4	1/4	1/32-1/4
Nut Type				
HMAN15	690133	1/4	3/8	1/32-1/4
HMAN250	690140	1/4	1/4	1/32-3/8
HMAN375	690157	3/8	3/8	1/32-1/2

PORTABLE BAND SAW BLADES

Portable Band Saw Blades

These rugged, heat treated blades are welded-to-length in our manufacturing plant. They install easily, last a long time and smoothly cut a wide variety of materials.

Features & Benefits (Bi-Metal Blades)

- Shock resistant teeth are great for cutting machinable metals
- Special heavy duty skus available in .025" thickness
- Morse stocks lengths for any portable band saw on the market today
- [Master Cobalt® only] Variable pitch allows for a broad range of materials to be cut and reduce vibration when cutting

Applications (Bi-Metal Blades)

Machinable metals: pipe, tubing, solids and stainless steel

Applications (Carbon Blades)

Wood, Plastic, Plywood, Aluminum, General Purpose

Blade Type	Application
Morse 811 High Performance Universal Blade	A truly universal usage blade. Cuts machinable metals, stainless steel, plastics and nail embedded wood. The unique tooth geometry and bi-metal construction provide exceptional blade life with excellent speed-of-cut performance. This blade can easily cut materials you would cut with 8/12 through 18 teeth per inch blades.
Master Cobalt® Bi-Metal	Use on machinable metals, including stainless steel, pipe, tubing and solids. Bi-Metal blades offer high heat, wear and shock resistance. Variable pitch allows a broader range of applications and reduced vibration when cutting. This combination results in the longest blade life among competitive blades.
Straight Pitch Bi-Metal	Use on machinable metals, including stainless steel, pipe, tubing and solids. Premium straight pitch blades offer high resistance to heat, wear and shock contributing to longer blade life.
Carbon Steel	Use on easy to machine metals. These economical blades are straight pitch.
Stationary Band Saw Blades	Use for cutting wood and easy to machine metals. Carbon hard edge/flex back blades offer reliable performance.



PERFORMANCE

UNLIKE ANY OTHERS



MORSE
THE M. K. MORSE COMPANY

811 & 1216 PATENT PENDING

HIGH PERFORMANCE BI-METAL

PORTABLE BAND SAW BLADES

FEATURES:	BENEFITS:
<ul style="list-style-type: none"> ▼ Universal Cutting – cuts everything you do with <i>one blade</i> 	<ul style="list-style-type: none"> ▼ Replaces need for blades 8/12 through 18TPI ▼ Fewer blade changes/ increased productivity ▼ Less blade inventory
<ul style="list-style-type: none"> ▼ Increased weld contact area 	<ul style="list-style-type: none"> ▼ Reduced tooth strippage ▼ More pieces cut ▼ Longest blade life
<ul style="list-style-type: none"> ▼ Larger tooth spacing, unique rake angle 	<ul style="list-style-type: none"> ▼ Fast cutting ▼ More pieces cut in less time ▼ Increased productivity

AVERAGE CUT TIMES

New Morse 1216 & Morse 811 portable band saw blades vs. Lenox portable band saw blades in laboratory cutting tests.

	Based on 50 Cuts	
	Uni-Strut 1-1/4" x 1-1/4" x 5/64"	Angle Iron 1-1/4" x 1-1/4" x 3/16"
Morse 12/16	6.95	15.78
Wolf-Band®	10.15	17.68
Master-Band®	13.57	20.75

AVAILABLE SIZES

27-3/16"
Fits: Milwaukee¹ – 2429-21XC, M12 (2429-20)

28-13/16"
Fits: Masterforce² – Flexpower 2410440
Bosch³ – BSH180

32-7/8"
Fits: Stout⁴ – STX-250, STX-250AC, STX-50
DeWalt⁵ – DCS370L, B, K

35-3/8"
Fits: Milwaukee¹ – M18 (2629-20), 6242-6, 2629-22

44-7/8"
Fits: Standard Models

¹Milwaukee® is a registered trademark of Milwaukee Electric Tool Corp., ²Masterforce® is a registered trademark of Menard, Inc., ³Bosch® is a registered trademark of Robert Bosch GmbH, ⁴Stout Tool® is a registered trademark of Meritool LLC, ⁵DeWalt® is a registered trademark of The Black & Decker Corp.

	50 Cuts in each material		
	304 Stainless Bar 1" x 1/4"	Angle Iron 1-1/4" x 1-1/4" x 3/16"	Black Iron Pipe 1/2"
Morse 811	9.86	13.01	6.45
Wolf-Band®	16.19	15.03	8.53
Master-Band®	20.17	19.96	10.29

Master-Band®, Wolf-Band® and Lenox® are registered trademarks of Irwin Industrial Tool Company.

PACKAGING: 3 per box - 20 boxes per carton & 25 per box. BULK: 100 blades of specification per carton.

Length X Width X Thickness		TPI	Set	Boxed 3/box		Boxed 25/box		Bulk 100/carton	
Inches	mm			Model #	Comp. #	Model #	Comp. #	Model #	Comp. #
HEAVY WALL BLADES									
27-3/16 X 1/2 X .020	691 X 12.7 X .50	8/11	Modified Raker	ZWEP27811MC	002653				
28-13/16 X 1/2 X .020	732 X 12.7 X .50	8/11	Modified Raker	ZWEP28811MC	002660				
32-7/8 X 1/2 X .020	835 X 12.7 X .50	8/11	Modified Raker	ZWEP32811MC	002677				
35-3/8 X 1/2 X .020	899 X 12.7 X .50	8/11	Modified Raker	ZWEP35811MC	002684				
44-7/8 X 1/2 X .020	1140 X 12.7 X .50	8/11	Modified Raker	ZWEP44811MC	002486	ZWEP44811MCB25	002462	ZWEP44811MCB	002455
THIN WALL BLADES									
27-3/16 X 1/2 X .020	691 X 12.7 X .50	12/16	Modified Raker	ZWEP271216MC	002691				
28-13/16 X 1/2 X .020	732 X 12.7 X .50	12/16	Modified Raker	ZWEP281216MC	002707				
32-7/8 X 1/2 X .020	835 X 12.7 X .50	12/16	Modified Raker	ZWEP321216MC	002714				
35-3/8 X 1/2 X .020	899 X 12.7 X .50	12/16	Modified Raker	ZWEP351216MC	002721				
44-7/8 X 1/2 X .020	1140 X 12.7 X .50	12/16	Modified Raker	ZWEP441216MC	002738	ZWEP441216MCB25	002745	ZWEP441216MCB	002752

MASTER COBALT®

Variable pitch teeth on these premium bi-metal portable band saw blades reduces vibration when cutting.

Features Matrix II cutting edges and the longest life compared to any competitive blades.

Available in several lengths as well as standard (.020") and heavy duty (.025") thickness.

PACKAGING: 3 & 5 per box - 20 boxes per carton. BULK: 100 blades of specification per carton.

Length X Width X Thickness		TPI	Set	Boxed 3/box		Boxed 5/box		Bulk 100/carton	
Inches	mm			Model #	Comp. #	Model #	Comp. #	Model #	Comp. #
VARIABLE PITCH									
27-3/16 X 1/2 X .020	691 X 12.7 X .50	14/18	Wavy	ZWEP271418MC	001823			ZWEP271418MCB	001847
28-13/16 X 1/2 X .020	732 X 12.7 X .50	10/14	Modified Raker	ZWEP281014MC	001755			ZWEP281014MCB	001786
28-13/16 X 1/2 X .020	732 X 12.7 X .50	14/18	Wavy	ZWEP281418MC	001748			ZWEP281418MCB	001779
32-7/8 X 1/2 X .020	835 X 12.7 X .50	10/14	Modified Raker	ZWEP321014MC	001861			ZWEP321014MCB	003292
32-7/8 X 1/2 X .020	835 X 12.7 X .50	14/18	Wavy	ZWEP321418MC	001892			ZWEP321418MCB	003308
32-7/8 X 1/2 X .020	835 X 12.7 X .50	20/24	Wavy	ZWEP322024MC	001878			ZWEP322024MCB	003315
35-3/8 X 1/2 X .020	899 X 12.7 X .50	10/14	Modified Raker	ZWEP351014MC	003049			ZWEP351014MCB	003445
35-3/8 X 1/2 X .020	899 X 12.7 X .50	14/18	Wavy	ZWEP351418MC	003056			ZWEP351418MCB	003452
35-3/8 X 1/2 X .020	899 X 12.7 X .50	20/24	Wavy	ZWEP352024MC	003063			ZWEP352024MCB	003469
44-7/8 X 1/2 X .020	1140 X 12.7 X .50	10/14	Modified Raker	ZWEP441014MC	001175	ZWEP441014MCB5	002370	ZWEP441014MCB	002233
44-7/8 X 1/2 X .020	1140 X 12.7 X .50	14/18	Wavy	ZWEP441418MC	001182			ZWEP441418MCB	002240
44-7/8 X 1/2 X .020	1140 X 12.7 X .50	20/24	Wavy	ZWEP442024MC	001199	ZWEP442024MCB5	002363	ZWEP442024MCB	002257
44-7/8 X 1/2 X .025	1140 X 12.7 X .63	10/14	Modified Raker	ZWEP44251014	001953				
44-7/8 X 1/2 X .025	1140 X 12.7 X .63	14/18	Wavy	ZWEP44251418	001960				

Straight Pitch Bi-Metal

Straight pitch bi-metal blades with Matrix II cutting edges and straight pitch teeth, these blades cut fast and last a long time with reduced breakage and high resistance to heat, wear and shock.

Available in several lengths as well as standard (.020") and heavy duty (.025") thickness.

PACKAGING: 3 per box, 20 boxes per carton (15 per carton for blades over 53"). BULK: 100 blades of spec per carton.

Length X Width X Thickness		TPI	Set	Boxed 3/box		Bulk 100/carton		1/Card - 5/Standard Pack	
Inches	mm			Model #	Comp. #	Model #	Comp. #	Model #	Comp. #
STANDARD PITCH									
27-3/16 X 1/2 X .020	691 X 12.7 X .50	18	Wavy	ZWEP2718W	001830	ZWEP2718WB	001854		
28-13/16 X 1/2 X .020	732 X 12.7 X .50	24	Wavy	ZWEP2824W	001762	ZWEP2824WB	001793		
32-7/8 X 1/2 X .020	835 X 12.7 X .50	10	Raker	ZWEP3210R	001885	ZWEP3210RB	003254		
32-7/8 X 1/2 X .020	835 X 12.7 X .50	14	Wavy	ZWEP3214W	001908	ZWEP3214WB	003261		
32-7/8 X 1/2 X .020	835 X 12.7 X .50	18	Wavy	ZWEP3218W	001915	ZWEP3218WB	003278		
32-7/8 X 1/2 X .020	835 X 12.7 X .50	24	Wavy	ZWEP3224W	001922	ZWEP3224WB	003285		
35-3/8 X 1/2 X .020	899 X 12.7 X .50	10	Raker	ZWEP3510R	003001	ZWEP3510RB	003407		
35-3/8 X 1/2 X .020	899 X 12.7 X .50	14	Wavy	ZWEP3514W	003018	ZWEP3514WB	003414		
35-3/8 X 1/2 X .020	899 X 12.7 X .50	18	Wavy	ZWEP3518W	003025	ZWEP3518WB	003421		
35-3/8 X 1/2 X .020	899 X 12.7 X .50	24	Wavy	ZWEP3524W	003032	ZWEP3524WB	003438		
44-7/8 X 1/2 X .020	1140 X 12.7 X .50	10	Raker	ZWEP4410R	001205	ZWEP4410RB	002158	ZCWEAD10	000017
44-7/8 X 1/2 X .020	1140 X 12.7 X .50	14	Wavy	ZWEP4414W	001212	ZWEP4414WB	002165	ZCWEAD14	000024
44-7/8 X 1/2 X .020	1140 X 12.7 X .50	18	Wavy	ZWEP4418W	001229	ZWEP4418WB	002172	ZCWEAD18	000031
44-7/8 X 1/2 X .020	1140 X 12.7 X .50	24	Wavy	ZWEP4424W	001236	ZWEP4424WB	002189	ZCWEAD24	000048
44-7/8 X 1/2 X .025	1140 X 12.7 X .63	14	Wavy	ZWEP442514W	001939				
44-7/8 X 1/2 X .025	1140 X 12.7 X .63	18	Wavy	ZWEP442518W	001946				
53-3/4 X 1/2 X .020	1365 X 12.7 X .50	10	Raker	ZWEP5310R	001274	ZWEP5310RB	002196		
53-3/4 X 1/2 X .020	1365 X 12.7 X .50	14	Wavy	ZWEP5314W	001281	ZWEP5314WB	002202		
53-3/4 X 1/2 X .020	1365 X 12.7 X .50	18	Wavy	ZWEP5318W	001298	ZWEP5318WB	002219		
53-3/4 X 1/2 X .020	1365 X 12.7 X .50	24	Wavy	ZWEP5324W	001304	ZWEP5324WB	002226		
53-3/4 X 1/2 X .020	1365 X 12.7 X .50	10/14	Mod. Raker	ZWEP531014	001311	ZWEP531014B	002264		
53-3/4 X 1/2 X .020	1365 X 12.7 X .50	14/18	Wavy	ZWEP531418	001328				
54 X 1/2 X .025	1372 X 12.7 X 6.4	10	Raker	ZWEP5410R	001342	ZWEP5410RB	001588		
54 X 1/2 X .025	1372 X 12.7 X 6.4	14	Wavy	ZWEP5414W	001359	ZWEP5414WB	001595		
54 X 1/2 X .025	1372 X 12.7 X 6.4	18	Wavy	ZWEP5418W	001366	ZWEP5418WB	001601		
54 X 1/2 X .025	1372 X 12.7 X 6.4	24	Wavy	ZWEP5424W	001373	ZWEP5424WB	001618		

25 Pack Portable Band Saw Blades

Our most popular sizes of bi-metal portable band saw blades in easy-to-store, 25 pack dispenser boxes.

Length X Width X Thickness		TPI	Set	Pitch	Model #	Computer #
Inches	mm					
44-7/8 X 1/2 X .020	1140 X 12.7 X .50	14	Wavy	Standard	ZWEP4414WB25	002318
44-7/8 X 1/2 X .020	1140 X 12.7 X .50	18	Wavy	Standard	ZWEP4418WB25	002301
44-7/8 X 1/2 X .025	1140 X 12.7 X .63	14	Wavy	Standard	ZWEP442514WB25	001977
44-7/8 X 1/2 X .025	1140 X 12.7 X .63	18	Wavy	Standard	ZWEP442518WB25	001984
44-7/8 X 1/2 X .020	1140 X 12.7 X .50	10/14	Wavy	Variable	ZWEP441014MCB25	002356
44-7/8 X 1/2 X .020	1140 X 12.7 X .50	14/18	Wavy	Variable	ZWEP441418MCB25	002295
44-7/8 X 1/2 X .025	1140 X 12.7 X .63	10/14	Modified Raker	Variable	ZWEP44251014B25	001991
44-7/8 X 1/2 X .025	1140 X 12.7 X .63	14/18	Wavy	Variable	ZWEP44251418B25	002004



Carbon Blades

These economical blades are milled from solid carbon steel. Suitable for use on easier-to-machine metals, including pipe, tubing and solids.

PACKAGING: 3 blades per box, 20 boxes per carton. BULK: 100 blades of spec. per carton.

Length X Width X Thickness		TPI	Set	Boxed		Bulk	
Inches	mm			Model #	Computer #	Model #	Computer #
STANDARD PITCH							
44-7/8 X 1/2 X .020	1140 X 12.7 X .50	14	Wavy	ZHEP4414W	001427	ZHEP4414WB	001670
44-7/8 X 1/2 X .020	1140 X 12.7 X .50	18	Wavy	ZHEP4418W	001434	ZHEP4418WB	001687
44-7/8 X 1/2 X .020	1140 X 12.7 X .50	24	Wavy	ZHEP4424W	001441	ZHEP4424WB	001694


Stationary Band Saw Blades

Designed for use on stationary band saws, these carbon hard edge flexible back blades have teeth hardened to Rc 64-66. Reliable cutting action on wood and metals with guaranteed welds. PACKAGING: 1 blade per card. 5 cards per box.

Length X Width X Thickness		Teeth Per Inch															
		03		04		06		08		14		18		24		32	
		Mod. #	Comp #	Mod. #	Comp #	Mod. #	Comp #	Mod. #	Comp #	Mod. #	Comp #	Mod. #	Comp #	Mod. #	Comp #	Mod. #	Comp #
52-3/4 X 1/8 X .018	1340 X 3.2 X .5					ZCAB06	000178	ZCAA08A	002509	ZCA14A	002516	ZCAB18	000192	ZCAB24	000208	ZCAB32	000215
52-3/4 X 1/4 X .014	1340 X 6.4 X .3							ZCBA08A	002523	ZCBA14A	002530						
56-1/8 X 1/8 X .018	1426 X 3.2 X .5					ZCBB06	000246			ZCBB14	000253	ZCBB18	000260	ZCBB24	000277	ZCBB32	000284
56-1/8 X 1/4 X .014	1426 X 6.4 X .3					ZCCB06	000673										
56-1/8 X 3/8 X .014	1426 X 9.5 X .3							ZCCA08A	002547	ZCCA14A	002554						
57 X 1/8 X .018	1448 X 3.2 X .5					ZCCB06	000314			ZCCB14	000321	ZCCB18	000338	ZCCB24	000345		
57 X 1/4 X .014	1448 X 6.4 X .3					ZCCC06	000352			ZCCC14	000369			ZCC24	000376		
57 X 3/8 X .014	1448 X 9.5 X .3									ZCA14A	002561						
59-1/4 X 1/8 X .018	1505 X 3.2 X .5					ZCZB06	000819										
59-1/4 X 1/4 X .014	1505 X 6.4 X .3					ZCZC06	000826										
59-1/4 X 3/8 X .014	1505 X 9.5 X .3							ZCDA08A	002578	ZCDA14A	002585						
59-1/2 X 1/8 X .018	1511 X 3.2 X .5					ZCDB06	000406			ZCDB14	000413	ZCDB18	000420	ZCDB24	000437	ZCDB32	000444
59-1/2 X 1/4 X .014	1511 X 6.4 X .3					ZCDC06	000451			ZCDC14	000468			ZCDC24	000482	ZCDC32	000499
59-1/2 X 3/8 X .014	1511 X 9.5 X .3							ZCEA08A	002592	ZCEA14A	002608						
62 X 1/8 X .018	1575 X 3.2 X .5					ZCEB06	000529			ZCEB14	000536	ZCEB18	000543	ZCEB24	000550	ZCEB32	000567
62 X 1/4 X .014	1575 X 6.4 X .3					ZCEC06	000574			ZCEC14	000581			ZCEC24	000604	ZCEC32	000611
62 X 3/8 X .014	1575 X 9.5 X .3					ZCFD06	000628			ZCFD14	000635	ZCFD18	000642	ZCFD24	000659	ZCFD32	000666
64-1/2 X 1/2 X .025	1638 X 12.7 X .6									ZCGA14A	002615						
70 X 1/8 X .018	1778 X 3.2 X .5					ZCGB06	000697										
70 X 1/4 X .014	1778 X 6.4 X .3					ZCGC06	000703										
70 X 3/8 X .014	1778 X 9.5 X .3									ZCHA14A	002622						
71-3/4 X 1/8 X .018	1822 X 3.2 X .5																
71-3/4 X 1/4 X .014	1822 X 6.4 X .3					ZCHB06	000857										
72-7/16 X 1/8 X .025	1840 X 3.2 X .6									ZCIA14	000871						
72-7/16 X 1/4 X .025	1840 X 6.4 X .6					ZCIB06	000888										
72-7/16 X 3/8 X .025	1840 X 9.5 X .6			ZCIC04	001076												
72-7/16 X 1/2 X .025	1840 X 12.7 X .6	ZCID03	001083														
80 X 1/8 X .018	2032 X 3.2 X .5					ZCJB06	000901			ZCJA14A	002639						
80 X 1/4 X .014	2032 X 6.4 X .3					ZCJC06	000918										
80 X 3/8 X .014	2032 X 9.5 X .3																
82 X 1/8 X .018	2083 X 3.2 X .5					ZCKB06	000949			ZCKA14A	002646						
82 X 1/4 X .014	2083 X 6.4 X .3					ZCKC06	000956										
82 X 3/8 X .014	2083 X 9.5 X .3																
93-1/2 X 1/8 X .025	2362 X 3.2 X .6					ZCLB06	000987			ZCLA14	000970						
93-1/2 X 1/4 X .025	2362 X 6.4 X .6					ZCLC06	000994			ZCLB14	001052						
93-1/2 X 3/8 X .025	2362 X 9.5 X .6					ZCLD06	001014			ZCLC14	001069	ZCLC18	001007				
93-1/2 X 1/2 X .025	2362 X 12.7 X .6									ZCLD14	001021	ZCLD18	001038	ZCLD24	001045		

We manufacture a full line of high-quality, long-life industrial band saw blades. For a free copy of the Morse Industrial Band Saw Blade Catalog, call 1-800-733-3377.

JIG SAW BLADES




Jig Saw Accessories

These safe, smooth-cutting blades cut quickly through a wide variety of materials. All are available in different shank configurations to fit various saw models

Blade Type	Application
Bi-Metal	Used primarily for cutting ferrous and non-ferrous metals. Milled and set teeth allow for better clearance while cutting metal. Using a larger tooth (6, 8 tpi) allows for more efficient cutting in hard board, wood and other wood composites.
Carbon Steel	Used for cutting all types of wood and non-metallic products. The conical ground/cross sharpened teeth offer very clean and fast cuts. Specs also available in milled and set style teeth.
Carbide Grit	Used for cutting fiberglass, ceramic tile, composites, laminates, marble floor tiles, etc. Super resistance to heat, wear and abrasion. Allows the cutting of materials that other blades are unable to cut.

Bi-Metal Blades

For cutting ferrous and non-ferrous metals. Hard, durable high speed steel tooth points electron beam welded to a spring steel backer for toughness and stability during cutting.



Features & Benefits

- Milled and set teeth for better clearance while cutting metal
- Larger tooth (6, 8 tpi) are more efficient cutting in hard board, wood and other wood composites
- Available in a universal shank and T-shank

Applications

Machinable metal, wood, nail-embedded wood, composites, plastic, rubber

Recommended Use	Length X Width X Thickness		Teeth per Inch	25/Tube		5/Card 10/standard pack		2/Card 5/standard pack		Tooth Style
	Inches	mm		Model #	Comp #	Model #	Comp #	Model #	Comp #	
UNIVERSAL SHANK: Used on all popular jig saw machines accepting universal shank.										
Wood, fiber board, asbestos, coarse-cut.	4 X 3/8 X .035	100 X 10 X .9	6	SB3606T25	400855	SB3606C5	404549	SB3606C2	397636	M
Wood, plywood, hard-board.	4 X 3/8 X .035	100 X 10 X .9	10	SB3610T25	400879	SB3610C5	404556	SB3610C2	397643	M
Non-ferrous metals, Fiberglass, hard rubber, nail-embedded wood.	4 X 3/8 X .035	100 X 10 X .9	14	SB3614T25	400893	SB3614C5	404563	SB3614C2	397650	M
Metal 18 gauge to 1/8".	3 X 3/8 X .035	75 X 10 X .9	18	SB2718T25	400794	SB2718C5	404518	SB2718C2	397612	M
Metal and non-ferrous metal up to 1/8".	3 X 3/8 X .035	75 X 10 X .9	24	SB2724T25	400831	SB2724C5	404525	SB2724C2	397629	M
Scroll - non-ferrous metals, fiberglass, plywood.	3-5/8 X 3/16 X .035	92 X 5 X .9	12	SB4125T25	399487	SB4125C5	404532	SB4125C2	397667	M
Scroll - metal 18 gauge to 1/8"	2-3/4 X 3/16 X .035	70 X 5 X .9	18	SB2718ST25	402972	SB2718SC5	404501	SB2718SC2	397605	M
T-SHANK: Used on all popular jig saw machines accepting Bosch or T-shank.										
Wood, fiber board, asbestos, roughing work.	4 X 3/8 X .040	100 X 8 X 1.0	6	SB0406T25	400732	SB0406C5	404600	SB0406C2	397704	M
General purpose - wood cutting, compositions, plastic.	4 X 3/8 X .035	100 X 8 X .9	8	SB0408T25	400756	SB0408C5	404617	SB0408C2	397711	M
All woods, composition material, plastics, plywood.	4 X 3/8 X .035	100 X 8 X .9	10	SB0410T25	400770	SB0410C5	404624	SB0410C2	397728	M
Steel and non-ferrous Metal 1/8" thick and up.	3 X 3/8 X .035	75 X 10 X .9	14	SB0314T25	400671	SB0314C5	404570	SB0314C2	397674	M
Metals over 18 gauge, tubing, conduit.	3 X 3/8 X .035	75 X 10 X .9	18	SB0318T25	400695	SB0318C5	404587	SB0318C2	397681	M
Thin metal, plastic fine cuts under 18 gauge	3 X 3/8 X .035	75 X 10 X .9	24	SB0324T25	400718	SB0324C5	404594	SB0324C2	397698	M
Softwood, aluminum, non-ferrous metal up to 3/8", sandwich material up to 3-3/4". Extra long blade.	5-1/4 X 3/8 X .042 5-1/4 X 3/8 X .042	132 X 8 X 1.1 132 X 8 X 1.1	12 21	SB0512LT25 SB0521LT25	401272 401319	SB0512LC5 SB0521LC5	404631 404648			M M

TOOTH STYLE: M (Milled)

Carbon Blades

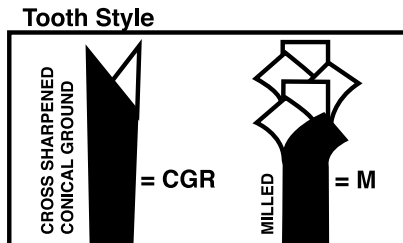
Used for cutting all types of wood and non-metallic products. The ground/cross sharpened teeth offer very clean and fast cuts. Specs also available in milled and set style teeth. Shank styles are available in either universal or T-shank.

Features & Benefits

- High quality carbon steel blades are ideal for cutting woods, chipboards, plywoods, plastic, and similar material.
- Available in both universal shank and T-shank
- Tooth styles are either milled or cross sharpened-conical ground

Applications

Softwood, hardwood, chipboards, plywood, plastic



PACKAGING: 5 per card, 10 per standard pack
2 per card, 5 per standard pack

Recommended Use	Length X Width X Thickness		Teeth per Inch	25/Tube		5/Card		2/Card		Tooth Style
	Inches	mm		Model #	Comp #	Model #	Comp #	Model #	Comp #	
UNIVERSAL SHANK: Used on all popular jig saw machines accepting universal shank.										
Softwood, hardwood, plywood, chipboard, plastic up to 2" thick. Clean/fast cutting.	4 X 5/16 X .050	100 X 8 X 1.3	6	SC406T25	399722	SC406C5	404853	SC406C2	397865	CGR
Softwood, hardwood, plywood, chipboard, plastic up to 1" thick. Very clean cuts.	4 X 5/16 X .050	100 X 8 X 1.3	10	SC410T25	399746	SC410C5	404860	SC410C2	397889	CGR
Reverse tooth - non-splitting cuts of laminates, and chipboard. Very clean cutting.	4 X 5/16 X .060	100 X 8 X 1.5	10	SC410RT25	399739	SC410RC5	404877	SC410RC2	397872	CGR
Scroll cutting wood, plywoods, etc. Super fine finish. Ground, taper back.	2-3/4 X 3/16 X .050	70 X 5 X 1.3	20	SC2720T25	399692	SC2720C5	404815	SC2720C2	397834	CGR
TOOTH STYLE: CGR (Cross Sharpened, Conical Ground)										
T-SHANK: Used on all popular jig saw machines accepting Bosch or T-shank.										
Softwood, hardwood, plywood, chipboard. Fast coarse cutting.	4 X 5/16 X .050	100 X 8 X 1.3	6	SC046T25	401401	SC046C5	404914	SC046C2	397964	M
Softwood, hardwood, plywood, chipboard, plastic up to 2" thick. Clean/fast cutting.	4 X 5/16 X .060	100 X 8 X 1.5	6	SC0406T25	400329	SC0406C5	404921	SC0406C2	397926	CGR
Softwood, hardwood, plywood, chipboard, plastic up to 1" thick. Very clean cuts.	4 X 5/16 X .060	100 X 8 X 1.5	10	SC0410T25	400510	SC0410C5	404938	SC0410C2	397940	CGR
Reverse tooth - non-splitting cuts of laminates, and chipboard. Very clean cutting.	4 X 5/16 X .060	100 X 8 X 1.5	10	SC0410RT25	400503	SC0410RC5	404945	SC0410RC2	397933	CGR
Curved cuts/scroll in softwood and hardwood up to 1" thick. Fast cutting.	3 X 5/32 X .040	75 X 4 X 1	12	SC0312ST25	401142	SC0312SC5	404884	SC0312SC2	397902	M
Curved cuts/scroll in softwood and hardwood up to 1" thick. Fast cutting.	3 X 3/16 X .050	75 X 5 X 1.3	20	SC0320ST25	401364	SC0320SC5	404891	SC0320SC2	397919	CGR
Curved cuts/scroll in softwood and hardwood up to 2" thick. Fast cutting.	4 X 1/4 X .050	100 X 6 X 1.3	6	SC0416ST25	400534	SC0416SC5	404907	SC0416SC2	397957	CGR

TOOTH STYLE: M (Milled) CGR (Cross Sharpened, Conical Ground)



Jig Saw Blade Assortments

6-piece assortments offer lots of versatility; packaged in a vinyl pouch.

Model #	Computer #	Shank	One Each (6 Pieces/Pouch)	Pouch
UNIVERSAL SHANK: Used on all popular jig saw machines accepting universal shank.				
SB1P	401173	1/4" Universal Shank	SB3606, SB3610, SB3614, SB2718, SB2724, SB4125	Vinyl
SC1P	401418	1/4" Universal Shank	(2) SC406, (2) SC410, SC410R, SC2720	Vinyl
SBC01	402163	1/4" Universal Shank	SB2718, SB2724, SB3606, SB3610, SB3614	Carded
T-SHANK: Used on all popular jig saw machines accepting Bosch or T-shank.				
SB2P	401531	T-Shank	SB0406, SB0410, SB0314, (2) SB0318, SB0324	Vinyl
SC2P	401432	T-Shank	SC0406, (2) SC0410, SC0410R, SC0416S, SC0320S	Vinyl

Carbide Grit Jig Saw Blades

For cutting materials too hard, or abrasive or thin for bi-metal blades. Tungsten carbide grains are bonded to alloy body creating smooth cutting blades that won't tear thin materials and offer a long life when cutting difficult materials. Used for cutting fiberglass, ceramic tile, composites, laminates, marble floor tiles, etc.

Features & Benefits

- Super resistance to heat and shock
- Fast cuts with carbide grains bonded to an alloy backer, no snags or binding
- Ideal for cutting materials too hard or abrasive for standard bi-metal blades

Applications

Fiberglass, lath, ceramic, marble, other abrasive material



Universal Shank

Description	25/Tube		1/Card - 5/Standard Pack	
	Model #	Computer#	Model #	Computer#
2-3/4" Fine Grit Saw	STCG27-FT25	402859	SCTCG27-F	402699
2-3/4" Medium Grit Saw	STCG27-MT25	402866	SCTCG27-M	402705
2-3/4" Coarse Grit Saw	STCG27-CT25	402873	SCTCG27-C	402712
3-5/8" Fine Grit Saw	STCG36-FT25	402880	SCTCG36-F	402729
3-5/8" Medium Grit Saw	STCG36-MT25	402897	SCTCG36-M	402736
3-5/8" Coarse Grit Saw	STCG36-CT25	402903	SCTCG36-C	402743



T-Shank

Description	25/Tube		1/Card - 5/Standard Pack	
	Model #	Computer#	Model #	Computer#
4" Fine Grit Saw	SOTCG4-FT25	402828	SCOTCG4-F	402668
4" Medium Grit Saw	SOTCG4-MT25	402835	SCOTCG4-M	402675
4" Coarse Grit Saw	SOTCG4-CT25	402842	SCOTCG4-C	402682

HACK SAW BLADES AND FRAMES



Hack Saw Blades And Frames

The M. K. Morse Company began with three people packaging hack saw blades in an old laundry building. Years later Morse makes these blades in one of the most state-of-art saw blade manufacturing facilities in the world. But some things never change ... like the M. K. Morse commitment to quality and on-time delivery.

Blade Type	Application
Bi-Metal Blades	Used to cut pipe, tubing, solids, wood, plastic or any machinable metal. Increased heat and wear resistance for long life. Flexible to prevent shattering during use.
Morse Hack Saw Frames	We offer a wide range of hack saw frames from the "mini" for tight spaces to the Master McCoy® with features and beam strength that will stand up to the toughest professional uses.
Carbide Grit Blades	Used to cut glass, hardened steel, stranded cable and tile. Super resistance to heat wear and abrasion to allow the cutting of materials that other blades are unable to cut.
PVC/ABS Hand Saw	Designed to cut PVC and ABS pipe quickly and efficiently. Offered with replaceable blades.

Bi-Metal Hack Saw Blades

Bi-metal hack blades will bend and flex, resisting shattering for safer sawing and longer lasting blades. Use to cut pipe, tubing or any machinable metal.

FEATURES:	BENEFITS:
▼ Vacuum heat treating	▼ Harder edge for fast cutting
▼ Straight blade body	▼ Greater beam strength
▼ Bi-metal construction	▼ Long cutting life ▼ Heat and wear resistant ▼ Flexible to prevent shattering during use

Triple Tooth™ Bi-Metal Hack Saw Blade

Utilize maximum cutting efficiency with three teeth sizes. Lead off with 32tpi, move to 24tpi for more aggressive strokes and complete the stroke with 18tpi. Or isolate the blade to use only one section.

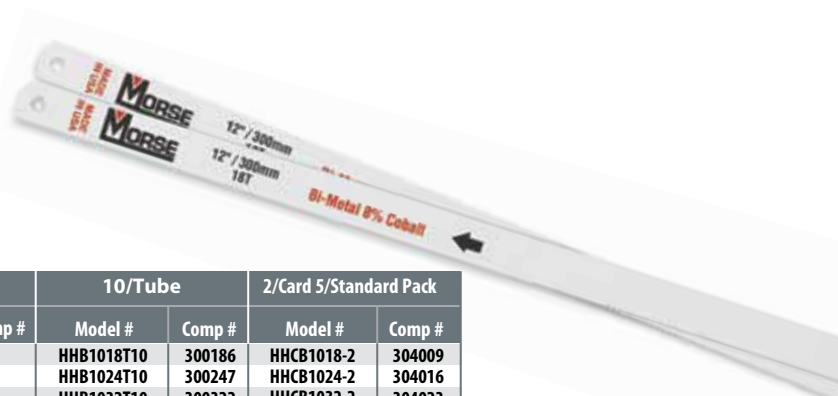
Cut wood, plastic or any machinable metal, including conduit, stainless steel tubing, angle iron, copper tubing, structural materials and more.



Length X Width X Thickness		Teeth Per Inch	100/Tube		10/Tube		2/Card 5/Standard Pack	
Inches	mm		Model#	Comp #	Model#	Comp #	Model#	Comp #
12 X 1/2 X .025	300 X 12.7 X .6	18/24/32	HHB12182432T100	302340	HHB12182432T10	302333	HHCB12182432-2	304092

Standard Bi-Metal Hack Saw Blade

Cut wood, plastic or any machinable metal, including conduit, stainless steel tubing, angle iron, copper tubing, structural materials and more.



Length X Width X Thickness		Teeth Per Inch	100/Box		100/Tube		10/Tube		2/Card 5/Standard Pack	
Inches	mm		Model #	Comp #	Model#	Comp #	Model #	Comp #	Model #	Comp #
10 X 1/2 X .025	250 X 12.7 X .6	18	HHB1018	360180			HHB1018T10	300186	HHCB1018-2	304009
10 X 1/2 X .025	250 X 12.7 X .6	24	HHB1024	360241			HHB1024T10	300247	HHCB1024-2	304016
10 X 1/2 X .025	250 X 12.7 X .6	32	HHB1032	360326			HHB1032T10	300322	HHCB1032-2	304023
12 X 1/2 X .025	300 X 12.7 X .6	14	HHB1214	362146	HHB1214T100	300100	HHB1214T10	302142	HHCB1214-2	304030
12 X 1/2 X .025	300 X 12.7 X .6	18	HHB1218	362184	HHB1218T100	300117	HHB1218T10	302180	HHCB1218-2	304047
12 X 1/2 X .025	300 X 12.7 X .6	24	HHB1224	362245	HHB1224T100	300124	HHB1224T10	302241	HHCB1224-2	304054
12 X 1/2 X .025	300 X 12.7 X .6	32	HHB1232	362320	HHB1232T100	300131	HHB1232T10	302326	HHCB1232-2	304108
Variable Pitch										
12 X 1/2 X .025	300 X 12.7 X .6	14/18	HHB121418	362153	HHB121418T100	300148	HHB121418T10	302159	HHCB121418-2	304061
12 X 1/2 X .025	300 X 12.7 X .6	20/24	HHB122024	362160	HHB122024T100	300155	HHB122024T10	302166	HHCB122024-2	304078
12 X 1/2 X .025	300 X 12.7 X .6	26/32	HHB122632	362177	HHB122632T100	300162	HHB122632T10	302173	HHCB122632-2	304085

Hack Saw Frames

Our hack saw frames are high tension frames with ergonomic grip for straight cuts. All hacksaw frames come with one 12" (300mm) 24 TPI blade

PACKAGING: 1 frame per sleeve. 4 frames per box.

MASTER MCCOY®

Another Morse original and the finest high performance hack saw frame you can find. It is stronger, cuts straighter, helps blades last longer and is more comfortable to use than other frames. It also offers more versatility and can make either standard or flush cuts.

Model No. **HHBFO2 / 330022**
Includes (1) 12" 20/24 TPI Blade

Locking Screw Design allows for storage of extra blades and secures blade for "jab" sawing

Alloy Steel Support Beam makes frame stronger and allows over 30,000 PSI tensioning.

Ergonomic grip protects fingers and grips comfortably

Multiple Pin Locations for mounting blade at 90° or 45° for standard or flush-cut applications

Tensioning Handle provides extra torque to keep blades rigid for straighter cuts and longer blade life.



Lightweight High Tension Frame

Made from lightweight aluminum, it cuts straight whether making standard or flush cuts.

Model No. **HHBFO1 / 330015**
Includes (1) 12" 24 TPI Blade

Locking Screw Design allows for storage of extra blades and secures blade for "jab" sawing

Multiple Pin Locations for mounting blade at 90° or 45° for standard or flush-cut applications

Tensioning Handle provides extra torque for straighter cuts and longer blade life



From the deluxe lightweight Contractor High Tension Frame, to the ergonomically designed Contractor HD and the ever versatile Contractor Utility, Morse offers a hack saw frame for your contracting needs.

Contractor High Tension

Model No. **HHBFO4 / 300056**

Contractor HD


Model No. **HHBFO3 / 300070**

Contractor Utility

Model No. **HHBFO6 / 300063**

Exceptionally light for handling ease

Aluminum frame offers extra blade storage space



Excellent choice for tight spaces

Rubber handle for strong, comfortable grip



Precise blade tension with wing nut blade attachment

Adjusts for either 10" or 12" blade sizes



Carbide Grit Rod Saws

The thin cutting profile makes it easy to cut shapes and patterns even in limited access areas with these specialty blades on a standard hack saw frame.

Features & Benefits

- Will not tear thin materials
- Carbide grit is permanently bonded to a steel alloy rod
- Cuts in both directions

Applications

Glass, hardened steel, stranded cable and ceramic tile



Dimensions		25/Box		3/Tube		1/Card - 5/Box	
Inches	mm	Model #	Computer #	Model #	Computer #	Model #	Computer #
10	250	HRTCG10	362214	HRTCG10T03	362351	HRCTCG10	332217
12	300	HRTCG12	362221	HRTCG12T03	362368	HRCTCG12	332224

Carbide Grit Hack Saw Blades

Cut difficult materials including hydraulic hose and stranded cables with these specialty blades on a standard hack saw frame.

Features & Benefits

- Blades cut on both the push and pull stroke for faster cutting and longer life
- Super resistant to heat, wear, abrasion, or "snagging"
- Cuts materials other blades can't cut
- Carbide grit bonded to the steel blade

Applications

Glass, hardened steel, stranded cable and ceramic tile



Dimensions		25/Box		3/Tube		1/Card - 5/Box	
Inches	mm	Model #	Computer #	Model #	Computer #	Model #	Computer #
10	250	HHTCG10	362191	HHTCG10T03	362337	HHCTCG10	332194
12	300	HHTCG12	362207	HHTCG12T03	362344	HHCTCG12	332200

Mini Hack Saw Frame

This lightweight plastic frame is ideal for cutting in small, hard to reach areas. It is durable, comfortable to use and comes complete with a 10" bi-metal blade.

PACKAGING: 5 saws per box.



Description	Model #	Computer #
Mini hand hack saw frame with 10" bi-metal blade	HHBF05-10	330077

PVC/ABS Saw & Replacement Blades

A handy carbon steel saw for plumbers, electricians and DIY. These saws are light and comfortable with replaceable spring-tempered steel blades. Cuts on the pull stroke for quick, accurate cutting action.

Features & Benefits

- Spring tempered carbon steel blade for superior wear resistance and long life
- Tooth hardness 65Rc for cutting PVC/ABS
- Precision-milled teeth for smooth cutting
- Comfort-grip cast aluminum handle
- Single screw attachment - no tools required for blade changes

Applications

PVC, Plastic, Wood



Description	Model #	Computer #
12" (305mm) Carbon Steel PVC/ABS Saw	HPVC1201	330107
18" (450mm) Carbon Steel PVC/ABS Saw	HPVC1801	330114
12" (305mm) Carbon Steel Replacement Blade	HPVCB12	330121
18" (450mm) Carbon Steel Replacement Blade	HPVCB18	330138



MERCHANDISING DISPLAYS

M. K. Morse offers a large selection of displays both with and without product.

If you would like to boost sales with an attractive new display, contact your sales representative for more information. For a complete look at all the displays we offer, click on the DISPLAYS tab at mkmorse.com.

Be sure to check out a copy of the "Morse Merchandising Solutions" binder to see a complete overview of Morse display items.

Popular Product
Plumbing

Electrical
DIY

Welding
...and More!



Warranty

The M. K. Morse Company warrants each new product manufactured and sold by it or one of its authorized distributors only against defects in workmanship and/or materials under normal service, proper installation and use. THIS WARRANTY IS LIMITED TO REPAIR OR REPLACEMENT OF VERIFIED DEFECTIVE PRODUCTS AND EXCLUDES ANY AND ALL IMPLIED WARRANTY OF MERCHANTABILITY AND ALL RISK AND LIABILITY WHATSOEVER RESULTING FROM ANY USE OF SAID PRODUCTS, INCLUDING INCIDENTAL AND CONSEQUENTIAL DAMAGES. THERE ARE NO WARRANTIES WHICH EXTEND BEYOND THE DESCRIPTION ON THE FACE THEREOF. The provisions of this warranty and limitation of liability shall not be modified in any respect except by written document signed by an officer of The M. K. Morse Company.

Important

CUTTING TOOLS CAN SHATTER AND/OR BREAK UNDER IMPROPER OR SEVERE USE. WEAR SAFETY EQUIPMENT, AND PARTICULARLY EYE AND HEARING PROTECTION, AT ALL TIMES IN THE VICINITY OF THEIR USE. ALWAYS FOLLOW POWER TOOL MANUFACTURER'S RECOMMENDATIONS.



PHONE: (330) 453-8187
HOTLINE: (800) 733-3377
FAX: (330) 453-1111
FAX HOTLINE: (800) 729-1112
EMAIL: mkmorse@mkmorse.com

WEBSITES

mkmorse.com
bladewizard.com

MAILING ADDRESS

P. O. BOX 8677
Canton, Ohio 44711 USA

SHIPPING ADDRESS

1101 – 11th Street, S.E.
Canton, Ohio 44707 USA

