

KICHLER®



OUTDOOR LIGHTING



# Lighting is who we are.

**Step outside or inside – and discover how Kichler lighting can inspire your space and transform your home.**

A family-owned business since 1938, Kichler has always looked for ways to make lighting part of a homeowner's design story. One size never fits all, and we invest countless resources designing a selection of products with choices for every taste, size, idea or notion. Beyond the trends, beyond the idea boards, beyond the style label you attach to a room ... it's our goal to give homeowners exactly what they have in mind. Whatever that vision entails.





# TABLE OF CONTENTS

BY COLECTION NAME

## CONTENT OVERVIEW

- 4 Contents by Collection Name
- 16 Outdoor Living
- 22 Outdoor Chandelier
- 32 Outdoor Ceiling Fans
- 34 Outdoor LED Collections
- 68 Outdoor CLIMATES™
- 80 Outdoor Collections
- 241 Dark Sky Accessories
- 244 Post Accessories
- 246 Light Bulb Reference & Accessories
- 248 Index
- 252 Legend

### CONNECT WITH US



Like us on: [facebook.com/Kichler.Lighting](https://www.facebook.com/Kichler.Lighting)  
Follow us on: [twitter.com/KichlerLight](https://twitter.com/KichlerLight)  
Watch us on: [youtube.com/KichlerLighting](https://www.youtube.com/KichlerLighting)  
Join us on: [houzz.com/pro/KichlerLighting/Kichler](https://www.houzz.com/pro/KichlerLighting/Kichler)  
Find us on: [pinterest.com/KichlerStyle](https://www.pinterest.com/KichlerStyle)  
Follow us on: [instagram.com/KichlerLighting](https://www.instagram.com/KichlerLighting)

To find an Authorized Dealer, visit [Kichler.com](http://Kichler.com)

## OUTDOOR COLLECTIONS

### Lighting Collections | 34

- Address Light 242-243
- Admirals Cove™ 74-75
- Alameda™ 160-161
- Allenbury™ 78-79
- Amber Valley LED 60-61
- Andover 92-95
- Argyle 114-115
- Ashbern LED 58-59
- Ashland Bay 104-107
- Ashton™ LED 40
- Atwood™ 152-153
- Barrie™ 230-233
- Bay Shore™ 218
- Bay Village™ 186-187
- Beacon Square 72-73
- Beckett 148-149
- Bowen 174-175
- Bradford 91
- Bridge Point 124-125
- Camden™ 170-171
- Cameron™ 157
- Capanna™ 188
- Caterham™ 164-165
- Celino™ 176
- Cesya™ LED 48
- Chesapeake™ 222-224
- Courtyard™ 221
- Cross Creek™ 163
- Dahlia LED 49
- Dark Sky Access 241
- Embassy Row 225
- Empire LED 55
- Estella LED 52
- Fairfield 189
- Finn 126-127
- Forestdale™ 146-147
- Franceasi™ 216
- Franceasi™ LED 64
- Galemore 138-139
- Grove Mill™ 219
- Halleron™ 134-135
- Harbor Bay 180-181
- Harbor Row™ 182-185
- Harvest Ridge™ 123
- Hatteras Bay™ 90
- Hatteras Bay™ LED 57
- Hugo 122
- Kent™ LED 66
- Kirkwood™ 226-227
- Lantana™ 162
- Lyndon™ 22-23, 116-117
- Lyndon™ LED 20-21
- Madison 228-229
- Manhattan LED 54
- Manningham™ 136-137
- Maya Palm™ LED 65
- McAdams™ 204
- Mill Lane™ 100-101
- Morris™ 158-159
- Mount Vernon 200-203
- Mount Vernon LED 67
- Newport™ 177
- Northland™ 82-85
- Outdoor Ceiling 240
- Outdoor Ceiling Fans 32-33
- Outdoor Chandeliers 24-27
- Outdoor Wall 234-239
- Outdoor Wall LED 53
- Outdoor Wall LED 71
- Ovale LED 48
- Pacific Edge™ 167-169
- Palisades 28-31
- Pallerton Way™ 205
- Piedmont 178-179
- Portman Square™ 154-155
- Rettangolo LED 46-47
- Ripley™ 89
- River Path™ LED 36-39
- Riverwood™ 110-113
- Rochdale™ 140-141
- Rockbridge™ LED 41
- Royal Marine™ 118-119
- Rustic™ 108-109
- Salisbury™ 196-199
- Sausalito™ 215
- Savannah Estates™ 214
- Seaside™ 88
- Sedo™ LED 42-43
- Shelby LED 57
- Sorel LED 56
- Soria™ 156
- South Hope™ 102-103
- South Hope™ LED 18-19
- Stonebrook 166
- Suri 76-77
- Tangier 128-129
- Tolerand™ 120-121
- Toman™ 172-173
- Tournai™ 206-211
- Townhouse™ 220-221
- Tremillo™ 150-151
- Turlee™ 217
- Vandalia™ 142-145
- Venetian Rain™ 212-213
- Wakefield LED 62-63
- Walden LED 50-51
- Wayland 96-99
- Wesley LED 44-45
- Westington™ 86-87
- Wiscombe Park™ 190-195
- Yorke 130-133
- Zolder™ 176



Outdoor  
Living  
**16**



Outdoor  
LED  
**34**



Outdoor  
CLIMATES™  
**68**



Outdoor  
Collections  
**80**



# OUTDOOR LIVING

## TAKE YOUR FAVORITE LOOKS OUTSIDE.

Decks, patios, pools — just about any outdoor space — can come alive with lighting. Kichler offers a variety of decorative collections engineered for wet or damp conditions and designed to withstand rain, wind and UV exposure for years of worry-free performance. You'll find everything your space needs: post lights, wall lanterns, outdoor-rated ceiling fans and more.



To view our extensive offering, visit [kichler.com](http://kichler.com) or request our Decorative Lighting catalog K118.





# BRING IT ALL TOGETHER.

Bring life to your outdoor spaces after dark with the right lighting pieces.

1



**Argyle  
Outdoor Pendant**  
(49747 WZC)

Arrange pendant fixtures in clusters - for a stylish statement and ambient light.

2



**Rana™ LED Fan  
60"**  
(310155 NI)

Outdoor ceiling fans bring light, as well as added temperature control to sitting areas.




3



**LED Hardscape Lighting  
1 LED**  
(15744 AZT27)

The right hardscape lighting helps guide your guests at night. Choose small ...

4



**LED Hardscape Lighting  
6 LED**  
(15746 AZT27)

... or large fixtures to match your space.

5




**Lyndon™ LED  
Portable Lantern**  
(49500 BKTLED)

A built-in Bluetooth® speaker allows you to wirelessly add music to your gatherings.

# INDOOR LIVING

## WHEN YOU LOVE A STYLE, LET IT SHOW.

Kichler collections allow you to take a design style and apply it across an entire room or home, inside and out – easily and with confidence. Within each collection, every fixture is designed individually and sized appropriately. From an oversized chandelier to a petite wall sconce, every detail on a product is crafted to look authentic and original, not scaled down. From kitchen table ... to kitchen island ... to kitchen sink ... to outside the patio door, Kichler collections bring cohesive style to any room in every home.



Our latest offerings include a variety of unique textures and finishes.



Auburn Stained Wood  
AUB




Anvil Iron  
AVI



Distressed Antique Gray  
DAG



Natural Brass  
NBR



Polished Nickel  
PN



# BRING IT ALL TOGETHER

Carry the look and the light throughout a room to create an effect you'll love for years.



**1**  
Low-Profile LED Downlights Gen II  
(43848 OZLED27T)

Get the ambient effect of a recessed fixture with a seamless look.



**2**  
Aberdeen 3-Light Linear Chandelier  
(43896 OZ)

Add additional task lighting over islands in a way that expresses your personal style.



**3**  
Szepló™ II LED 60"  
(300300 SBK)

Bring airflow to large or small spaces with coordinated ceiling fans.



**4**  
12V LED Accent Disc Light  
(4D12V27WHT)

Have dark corners? Add small disc lights to create visual interest.



**5**  
Under Cabinet Lighting 2700K  
(4U27K30WHT)

Don't overlook countertop workspaces - under cabinet options add light without a harsh glare.

# OUTDOOR LIGHTING VISUAL INDEX



Address Light  
Page 242



Admirals Cove™  
CLIMATES™  
Page 74



Alameda™  
Page 160



Allenbury™  
CLIMATES™  
Page 78



Amber Valley LED  
Page 60



Andover  
Page 92



Argyle  
Page 114



Ashbern LED  
Page 58



Ashland Bay  
Page 104



Ashton™ LED  
Page 40



Atwood™  
Page 152



Barrie™  
Page 230



Bay Shore™  
Page 218



Bay Village™  
Page 186



Beacon Square  
CLIMATES™  
Page 72



Beckett  
Page 14



Bowen  
Page 174



Bradford  
Page 91



Bridge Point  
Page 124



Camden™  
Page 170



Cameron™  
Page 157





Capanna™  
Page 188



Caterham™  
Page 164



Celino™  
Page 176



Cesya™ LED  
Page 48



Chesapeake™  
Page 222



Courtyard™  
Page 221



Cross Creek™  
Page 163



Dahlia LED  
Page 49



Embassy Row  
Page 225



Empire LED  
Page 55



Estella LED  
Page 52



Fairfield  
Page 189



Finn  
Page 126



Forestdale™  
Page 146



Franceasi™  
Page 216



Franceasi™ LED  
Page 64



Galemore  
Page 138



Grove Mill™  
Page 219



Halleron™  
Page 134



Harbor Bay  
Page 180



Harbor Row™  
Page 182



Harvest Ridge™  
Page 123

# OUTDOOR LIGHTING VISUAL INDEX

---



Hatteras Bay™  
Page 90



Hugo  
Page 122



Kent™ LED  
Page 66



Kirkwood™  
Page 226



Lantana™  
Page 162



Lyndon™  
Page 116



Madison  
Page 228



Manhattan LED  
Page 54



Manningham™  
Page 136



Maya Palm™ LED  
Page 65



McAdams™  
Page 204



Mill Lane™  
Page 100



Morris™  
Page 158



Mount Vernon  
Page 200



Mount Vernon LED  
Page 67



Newport™  
Page 177



Northland™  
Page 82



Outdoor  
Chandeliers  
Page 22



Outdoor Wall  
Page 234



Ovale LED  
Page 48





Pacific Edge™  
Page 167



Palisades  
Page 28



Pallerton Way™  
Page 205



Piedmont  
Page 178



Portman Square™  
Page 154



Rettangolo LED  
Page 46



Ripley™  
Page 89



River Path™ LED  
Page 36



Riverwood™  
Page 110



Rochdale™  
Page 140



Rockbridge™ LED  
Page 41



Royal Marine™  
Page 118



Rustic™  
Page 108



Salisbury™  
Page 196



Sausalito™  
Page 215



Savannah Estates™  
Page 214



Seaside™  
Page 88



Sedo™ LED  
Page 42



Shelby LED  
Page 57



Sorel™ LED  
Page 56

# OUTDOOR LIGHTING VISUAL INDEX

---



Soria™  
Page 156



South Hope™  
Page 102



Stonebrook™  
Page 166



Suri  
CLIMATES™  
Page 76



Tangier  
Page 128



Tolerand™  
Page 120



Toman™  
Page 172



Tournai™  
Page 206



Townhouse™  
Page 220



Tremillo™  
Page 150



Turlee™  
Page 217



Vandalia™  
Page 142



Venetian Rain™  
Page 212



Wakefield LED  
Page 62



Walden LED  
Page 50



Wayland  
Page 96



Wesley LED  
Page 44



Westington™  
Page 86



Wiscombe Park™  
Page 190



Yorke  
Page 130



Zolder™  
Page 176



# LED LIGHTING VISUAL INDEX



Amber Valley  
LED  
Page 60



Ashbern LED  
Page 58



Ashton™ LED  
Page 40



Cesya™ LED  
Page 48



Dahlia LED  
Page 49



Empire LED  
Page 55



Estella LED  
Page 52



Franceasi™ LED  
Page 64



Hatteras Bay™  
LED  
Page 57



Kent™ LED  
Page 66



Lyndon™ LED  
Portable Lantern  
Page 20



Manhattan LED  
Page 54



Maya Palm™ LED  
Page 65



Mount Vernon  
LED  
Page 67



Ovale LED  
Page 48



Rettangolo LED  
Page 46



River Path™ LED  
Page 36



Rockbridge™ LED  
Page 41



Sedo™ LED  
Page 42



Shelby LED  
Page 57



Sorel™ LED  
Page 56



South Hope™ LED  
Portable Lantern  
Page 18



Wakefield LED  
Page 62



Walden LED  
Page 50



Wesley LED  
Page 44



# Outdoor Living

**Make Your Outdoor Living Spaces as Comfortable and Inviting as Your Indoor Settings.**

Livable square footage doesn't have to stop inside a home's walls. A family yard, patio and deck can provide ample space for entertaining and lounging; all it takes is the right Kichler lighting pieces to add style, comfort and convenience.







A | **49473 RZLED**  
Indoor/Outdoor LED Portable  
Lantern with Bluetooth® Speaker

# South Hope™ LED

Finish: Rubbed Bronze™  
Glass: Satin Etched Cased Opal  
Fixture Material: Cast Aluminum



## South Hope™ LED

Features



Full Function Indicator  
Buttons for Audio  
and Light Dimming



Integrated Speaker

ITEM #	FINISH	LIGHT SOURCE	LED OUTPUT	DIMENSIONS	NOTES
A 49473	RZLED	(1) 7W	3000K, 80 CRI, 250 Lumens, 35 LPW	6W x 19H	Dimmable.

Measurements shown in inches. U.S. & Canada Patent Pending.







A | 49500 BKTLED  
Indoor/Outdoor  
LED Portable Lantern  
with Bluetooth®

# Lyndon™ LED

Finish: Textured Black  
Glass: Etched Seeded  
Fixture Material: Cast Aluminum



Lyndon™ LED

### Features



Full Function Indicator  
Buttons for Audio and  
Light Dimming



Integrated Speaker

	ITEM #	FINISH	LIGHT SOURCE	LED OUTPUT	DIMENSIONS	NOTES
A	49500	BKTLED	(1) 7W	3000K, 80 CRI, 250 Lumens, 35 LPW	8W x 19H	Dimmable.

Measurements shown in inches. U.S. & Canada Patent Pending.







# Outdoor Chandeliers Lyndon™

Finish: Brushed Aluminum  
Glass: Clear Seeded  
Fixture Material: Cast Aluminum



**A** | 49835 BA  
Indoor/Outdoor Linear



**B** | 49498 BA  
Indoor/Outdoor Chandelier

# Outdoor Chandeliers Lyndon™

Finish: Architectural Bronze™  
Glass: Clear Seeded  
Fixture Material: Cast Aluminum



**A** | 49835 AZ  
Indoor/Outdoor Linear

**B** | 49498 AZ  
Indoor/Outdoor Chandelier



Lyndon™

	ITEM #	FINISH	LIGHT SOURCE	DIMENSIONS	OVRL. H	EXTRA WIRE	CHAIN/STEM	NOTES
<b>A</b>	49835	AZ, BA	(6) 100W (M)	17W x 13.75H x 36.75L	52	66	36	Ⓧ Additional chain 4927 AZ, PL. Additional stem 2999 AZ, BA. Sloped ceiling kit included.
<b>B</b>	49498	AZ, BA	(5) 75W (M)	24W x 9.75H	48	110	36	Ⓧ Additional chain 4927 AZ, PL. Additional stem 2999 AZ, BA. Sloped ceiling kit included.

Measurements shown in inches. U.S. & Canada Patent Pending.

# Outdoor Chandeliers

Finish: Olde Bronze® or Weathered Zinc

Fixture Material: Cast Aluminum



**A** | 49590 OZ  
Larkin™ Outdoor Pendant



**B** | 49805 WZC  
Wright Outdoor Chandelier



**C** | 49667 WZC  
Ashland Bay Outdoor Chandelier

Vintage  
Filament Bulb



4071 CLR



“ I loved this outdoor chandelier!

The fixture was beautiful and trendy! Perfect for our back deck when entertaining guests! ”

- nrduffie1215 | Mt Pleasant, IA | Wright 49805 WZC

## Outdoor Chandeliers

	ITEM #	FINISH	LIGHT SOURCE	DIMENSIONS	OVRL. H	EXTRA WIRE	CHAIN/STEM	NOTES
<b>A</b>	49590	OZ	(4) 100W (M)	18W x 36.75H	111	6	72	ⓐ Add. chain 4927 OZ. Satin etched cased opal glass.
<b>B</b>	49805	WZC	(3) 150W (M)	12W x 13.25H x 36L	52	100	36	ⓐ Add. chain 4927 WZC, add. stem 2999 WZC. Sloped ceiling kit included. Clear seeded glass.
<b>C</b>	49667	WZC	(5) 60W (M)	26W x 20H	58	110	36	ⓐ Add. chain 4927 WZC, add. stem 2999 WZC. Sloped ceiling kit included. Clear seeded ribbed glass.

Measurements shown in inches. U.S. & Canada Patent Pending.





# Outdoor Chandeliers

Finish: Olde Bronze®, Londonderry™, Canyon View™, Weathered Zinc, Textured Black

Fixture Material: Cast Aluminum



**A** | 49588 OZ  
Westington™ Indoor/Outdoor Chandelier



**B** | 49603 LD  
Halleron™ Indoor/Outdoor Chandelier



**C** | 49091 CV  
Alameda™ Indoor/Outdoor Chandelier



**D** | 49638 OZ  
Caterham™ Indoor/Outdoor Chandelier



**E** | 49197 WZC  
Riverwood™ Indoor/Outdoor Chandelier



**F** | 49732 BKT  
Vandalia™ Indoor/Outdoor Chandelier



### Outdoor Chandeliers

ITEM #	FINISH	LIGHT SOURCE	DIMENSIONS	OVRL. H	EXTRA WIRE	CHAIN/STEM	NOTES	
A	49588	OZ	(3) 100W (M)	8W x 7.25H x 32L	46	60	36	ⓓ Add. chain 4927 OZ, add. stem 2999 OZ. Sloped ceiling kit included.
B	49603	LD	(3) 60W (C)	12W x 18.75H	93	23	72	ⓓ Add. chain 4927 LD. Clear seeded glass.
C	49091	CV	(4) 100W (M)	25W x 17H	55	65	36	ⓓ Add. chain 4927 CV, add. stem 2999 CV. Honey opalescent glass.
D	49638	OZ	(4) 100W (M)	21W x 12.75H	51	67	36	ⓓ Add. chain 4927 OZ, add. stem 2999 OZ. Sloped ceiling kit included. Satin etched cased opal glass.
E	49197	WZC	(3) 100W (M)	8W x 11.75H x 36L	50	64	36	ⓓ Add. chain 4927 WZC, add. stem 2999 WZC. Sloped ceiling kit included. Clear seeded glass.
F	49732	BKT	(3) 150W (M)	22.75W x 27H	89	33	72	ⓓ Add. chain 4927 BKT. Clear seeded glass.

Measurements shown in inches. U.S. & Canada Patent Pending.





# Palisades

Create an island getaway in your backyard. Palisades' weather-resistant natural wicker shades draw inspiration from boho-chic styles, for a casual, laid-back look that spices up patios, porches, gazebos and more.







# Outdoor Pendants Palisades

Finish: Olde Bronze®  
Shades: Chestnut



**A** | 49806 OZCW  
Indoor/Outdoor Pendant

Weather Resistant  
Wicker Shade



**B** | 49807 OZCW  
Indoor/Outdoor Pendant



**C** | 49808 OZCW  
Indoor/Outdoor Pendant



**D** | 49809 OZCW  
Indoor/Outdoor Pendant

## Features



Weather Resistant Wicker Shade



“ I would absolutely recommend this fixture. We installed it on our back deck and it transformed the space. Installation took about 15 minutes - easy compared to other fixtures. It looks beautiful hanging and is made of high quality materials. ”

- Jaymepruitt | Irmo, SC | Palisades 49807 OZCW



# Outdoor Pendants Palisades

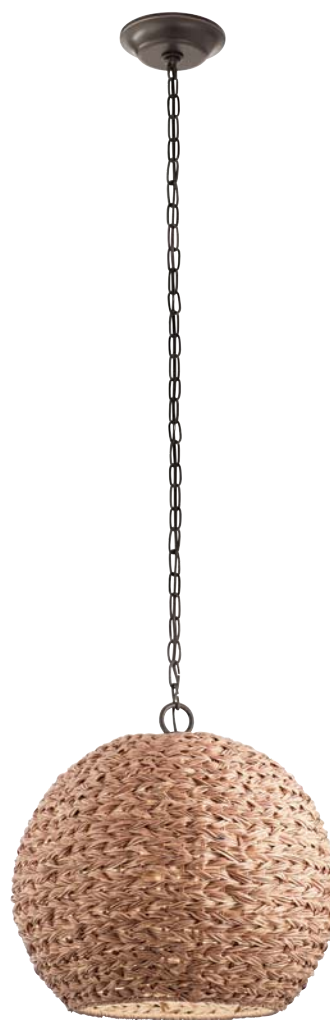
Finish: Olde Bronze®  
Shades: Natural



**A** | 49806 OZNW  
Indoor/Outdoor Pendant



**C** | 49808 OZNW  
Indoor/Outdoor Pendant



**D** | 49809 OZNW  
Indoor/Outdoor Pendant

## Palisades

	ITEM #	FINISH	LIGHT SOURCE	DIMENSIONS	OVRL. H	EXTRA WIRE	CHAIN/STEM	NOTES
<b>A</b>	49806	OZCW, OZNW	(1) 60W (M)	13.25W x 15.75H	90	35	72	Ⓧ Additional chain 4927 OZ.
<b>B</b>	49807	OZCW	(1) 60W (M)	14.25W x 26H	100	29	72	Ⓧ Additional chain 4927 OZ.
<b>C</b>	49808	OZCW, OZNW	(1) 60W (M)	16W x 15.25H	89	34	72	Ⓧ Additional chain 4927 OZ.
<b>D</b>	49809	OZCW, OZNW	(1) 60W (M)	16.5W x 16.5H	90	40	72	Ⓧ Additional chain 4927 OZ.

Measurements shown in inches. U.S. & Canada Patent Pending.

# Outdoor Ceiling Fans

## Wet-Rated: ●

For open or direct exposure to sun, rain or water spray

- Ideal for pergolas, open porches and more
- Highly durable finishes tested against rain and snow
- Feature stainless steel mounting hardware
- Include all-weather ABS plastic blades



**310181 - 54" Seaside™ LED**

### AIR PERFORMANCE

Airflow Cubic Ft. Per Minute on High	Power Usage Watts on High (Excludes Lights)	Airflow Efficiency Cubic Ft. Per Minute Per Watt
5627	60	93

## Climates™: ●

Built to withstand open exposure to the harshest elements

- Ideal for areas with extreme heat, saltwater spray, intense cold and consistent UV exposure
- Have superior corrosion and warp-resistant finishes: fan bodies and select blades crafted from all-weather ABS plastic or aluminum
- Feature a weather-hardy aluminum support system



**330151 - 44" Sola LED**

(Available in Multiple Sizes)

### AIR PERFORMANCE

Airflow Cubic Ft. Per Minute on High	Power Usage Watts on High (Excludes Lights)	Airflow Efficiency Cubic Ft. Per Minute Per Watt
3911	68	57



**300300 - 60" Szepló™ II LED**

(Available in Multiple Sizes)

### AIR PERFORMANCE

Airflow Cubic Ft. Per Minute on High	Power Usage Watts on High (Excludes Lights)	Airflow Efficiency Cubic Ft. Per Minute Per Watt
7154	32	225



**320500 - 52" Canfield™ Climates™**

(Available in Multiple Sizes and Blade Sets)

### AIR PERFORMANCE

Airflow Cubic Ft. Per Minute on High	Power Usage Watts on High (Excludes Lights)	Airflow Efficiency Cubic Ft. Per Minute Per Watt
6231	73	86



**310152 - 52" Eads™ Patio**

(Available in Multiple Sizes)

### AIR PERFORMANCE

Airflow Cubic Ft. Per Minute on High	Power Usage Watts on High (Excludes Lights)	Airflow Efficiency Cubic Ft. Per Minute Per Watt
5904	78	76



**310155 - 60" Rana™ LED**

### AIR PERFORMANCE

Airflow Cubic Ft. Per Minute on High	Power Usage Watts on High (Excludes Lights)	Airflow Efficiency Cubic Ft. Per Minute Per Watt
8536	70	121



Damp-Rated: ●

**Engineered for high-humidity areas**

- Ideal for enclosed porches, sunrooms, bathrooms and more
- Water-resistant durable finishes
- Incorporate galvanized undercoating
- Include stainless steel mounting hardware
- Feature all-weather ABS plastic or sealed wood blades

### Ceiling Fans Iconography

1 DC Fan	4 Damp-Rated
2 LED Light Kit	5 Wet-Rated
3 Climates™ Finish	6 Energy Star®



**339218 - 18" Pola™**  
(Available in Multiple Sizes)

AIR PERFORMANCE

Airflow Cubic Ft. Per Minute on High	Power Usage Watts on High (Excludes Lights)	Airflow Efficiency Cubic Ft. Per Minute Per Watt
---	---	---



**310175 - 56" Phree™ LED**

AIR PERFORMANCE

Airflow Cubic Ft. Per Minute on High	Power Usage Watts on High (Excludes Lights)	Airflow Efficiency Cubic Ft. Per Minute Per Watt
6467	87	75



**310136 - 65" Maor™ Patio LED**

AIR PERFORMANCE

Airflow Cubic Ft. Per Minute on High	Power Usage Watts on High (Excludes Lights)	Airflow Efficiency Cubic Ft. Per Minute Per Watt
8093	90	90



**310206 - 70" Monarch™ Patio**

AIR PERFORMANCE

Airflow Cubic Ft. Per Minute on High	Power Usage Watts on High (Excludes Lights)	Airflow Efficiency Cubic Ft. Per Minute Per Watt
8339	94	89



**310103 - 52" Monarch™ II Patio**

AIR PERFORMANCE

Airflow Cubic Ft. Per Minute on High	Power Usage Watts on High (Excludes Lights)	Airflow Efficiency Cubic Ft. Per Minute Per Watt
5532	82	68



**310139 - 52" Lyndon™ Patio**  
(Available in Multiple Sizes)

AIR PERFORMANCE

Airflow Cubic Ft. Per Minute on High	Power Usage Watts on High (Excludes Lights)	Airflow Efficiency Cubic Ft. Per Minute Per Watt
4946	65	77



# LED Collections

**Our LED Lighting Exceeds the Standards  
for Reliability and Beauty.**

Kichler is known for setting lighting design trends with popular finishes, fashion-forward collections and handcrafted details. We take great pride in the craftsmanship that we build into everything we create. The result is collections of distinctive outdoor products that help express your unique style, taste and personality – whether it be casual, contemporary or traditional. We take pride in transforming light into beautiful, functional works of art that inspire you – and your guest.









# River Path™ LED

Long and lean, River Path™ LED sconces add instant height and dimension to exterior spaces. The thick, brilliant glass, framed with sleek metal, assures architectural interest from any angle. Beams of LED light radiate off the small seeded glass bubbles, creating the look of stars at night while fully illuminating entryways.







# River Path™ LED

Finish: Textured Black

Glass: Clear Seeded



**A** | 49945 BKTLED  
Outdoor Wall



**B** | 49946 BKTLED  
Outdoor Wall



# River Path™ LED

Finish: Olde Bronze®  
Glass: Clear Seeded



**A** | **49945 OZLED**  
Outdoor Wall



**B** | **49946 OZLED**  
Outdoor Wall

## River Path™ LED

ITEM #	FINISH	LIGHT SOURCE	LED OUTPUT	DIMENSIONS	EXT.	HCWO	NOTES
<b>A</b> 49945	BKTLED, OZLED	(1) 7.5W	3000K, 90 CRI, 150 Lumens, 20 LPW	5.5W x 17.5H	4.5	8.5	Dimmable.
<b>B</b> 49946	BKTLED, OZLED	(2) 15W	3000K, 90 CRI, 425 Lumens, 28 LPW	5.5W x 23H	4.5	8.75	Dimmable.

Measurements shown in inches. U.S. & Canada Patent Pending.

# Ashton™ LED

Finish: Textured Black

Glass: White Acrylic

Fixture Material: Aluminum



**A** | **49798 BKTLED**  
Outdoor Wall



**B** | **49799 BKTLED**  
Outdoor Wall



**C** | **49800 BKTLED**  
Outdoor Wall

## Ashton™ LED

	ITEM #	FINISH	LIGHT SOURCE	LED OUTPUT	DIMENSIONS	EXT.	HCWO	NOTES
<b>A</b>	<b>49798</b>	BKTLED	(1) 50W	3000K, 90 CRI, 525 Lumens, 42 LPW	5W x 12H	3	6	Dimmable.
<b>B</b>	<b>49799</b>	BKTLED	(4) 41W	3000K, 90 CRI, 1675 Lumens, 40 LPW	8.25W x 15H	3	10	Dimmable.
<b>C</b>	<b>49800</b>	BKTLED	(4) 50W	3000K, 90 CRI, 2125 Lumens, 42 LPW	10W x 24H	3	12	Dimmable.

Measurements shown in inches. U.S. & Canada Patent Pending.



# Rockbridge™ LED

Finish: Black  
 Glass: White  
 Fixture Material: Cast Aluminum



**A** | 49785 BKLED  
Outdoor Wall



**B** | 49786 BKLED  
Outdoor Wall

★★★★★

“ These lights are beautiful! They are the perfect size and give off the perfect illumination for outdoors!!! They have a modern style but will go with any design. ”

- TL Vescio | Rome, NY | Rockbridge™ LED 49785 BKLED

## Rockbridge™ LED

	ITEM #	FINISH	LIGHT SOURCE	LED OUTPUT	DIMENSIONS	EXT.	HCWO	NOTES
<b>A</b>	49785	BKLED	(2) 30W	3000K, 90 CRI, 450 Lumens, 15 LPW	7W x 16.25H	4.5	8	Dimmable.
<b>B</b>	49786	BKLED	(2) 50W	3000K, 90 CRI, 650 Lumens, 13 LPW	9W x 20.75H	4.5	10.5	Dimmable.

© These devices comply with Title 47 of the FCC Regulations. Measurements shown in inches. U.S. & Canada Patent Pending.

# Sedo™ LED

Finish: Architectural Bronze™, Platinum or Satin Black

Diffuser: Clear Polycarbonate

Fixture Material: Aluminum



**A** | 49492 AZ  
Outdoor Wall



**B** | 49434 AZ  
Outdoor Wall



**C** | 49435 AZ  
Outdoor Wall





**A** | **49492 PL**  
Outdoor Wall



**A** | **49492 SBK**  
Outdoor Wall



**C** | **49435 PL**  
Outdoor Wall



**C** | **49435 SBK**  
Outdoor Wall



**B** | **49434 PL**  
Outdoor Wall



**B** | **49434 SBK**  
Outdoor Wall

### Sedo™ LED

	ITEM #	FINISH	LIGHT SOURCE	LED OUTPUT	DIMENSIONS	EXT.	HCWO	NOTES
<b>A</b>	49492	AZ, PL, SBK	(1) 16W	3000K, 80 CRI, 450 Lumens, 28 LPW	6W x 12.25H	4	6.25	
<b>B</b>	49434	AZ, PL, SBK	(1) 30W	3000K, 80 CRI, 800 Lumens, 27 LPW	6W x 18.25H	4	9.25	
<b>C</b>	49435	AZ, PL, SBK	(1) 30W	3000K, 80 CRI, 825 Lumens, 28 LPW	6W x 24.25H	4	12.25	

Measurements shown in inches. U.S. & Canada Patent Pending.

# Wesley LED

Finish: Platinum  
Fixture Material: Aluminum



**A** | 49278 PLED  
Outdoor Wall



**B** | 49279 PLED  
Outdoor Wall



# Wesley LED

Finish: Textured Architectural Bronze™  
 Fixture Material: Aluminum



**A** | 49278 AZTLED  
Outdoor Wall



**B** | 49279 AZTLED  
Outdoor Wall

## Wesley LED

	ITEM #	FINISH	LIGHT SOURCE	LED OUTPUT	DIMENSIONS	EXT.	HCWO	NOTES
<b>A</b>	49278	AZTLED, PLLED	(1) 8W	3000K, 90 CRI, 790 Lumens, 99 LPW	7W x 7.5H	4	3.75	Dimmable.
<b>B</b>	49279	AZTLED, PLLED	(2) 16W	3000K, 90 CRI, 1580 Lumens, 99 LPW	7W x 14H	4	7	Dimmable.

© These devices comply with Title 47 of the FCC Regulations. Measurements shown in inches. U.S. & Canada Patent Pending.



# Rettangolo LED

Finish: Platinum or Textured Black

Fixture Material: Aluminum

# Rettangolo LED

Finish: Platinum or Textured Black  
 Fixture Material: Aluminum



**A** | 49802 PLLED  
Outdoor Wall



**B** | 49803 PLLED  
Outdoor Wall



**A** | 49802 BKTLED  
Outdoor Wall



**B** | 49803 BKTLED  
Outdoor Wall

## Rettangolo LED

ITEM #	FINISH		LED OUTPUT	DIMENSIONS	EXT.	HCWO	NOTES
A	49802 BKTLED, PLLED	(1) 25W	3000K, 90 CRI, 375 Lumens, 15 LPW	8.25W x 19H	4	9.5	Dimmable.
B	49803 BKTLED, PLLED	(1) 25W	3000K, 90 CRI, 475 Lumens, 19 LPW	9.5W x 24H	4	12	Dimmable.

© These devices comply with Title 47 of the FCC Regulations. Measurements shown in inches. U.S. & Canada Patent Pending.



# Ovale LED

Finish: Platinum and Textured Black  
 Fixture Material: Cast Aluminum



**A** | **49788 PLLED**  
 Outdoor Wall  
 ADA Compliant

# Cesya™ LED

Finish: Architectural Bronze™



**B** | **49436 AZ**  
 Outdoor Wall



**C** | **49437 AZ**  
 Outdoor Wall

## Ovale LED and Cesya™ LED

	ITEM #	FINISH	LIGHT SOURCE	LED OUTPUT	DIMENSIONS	EXT.	HCWO	NOTES
<b>A</b>	<b>49788</b>	PLLED	(2) 25W	3000K, 90 CRI, 500 Lumens, 20 LPW	10W x 16.25H	3.75	11	Dimmable. White polycarbonate.
<b>B</b>	<b>49436</b>	AZ	(1) 25W	3000K, 80 CRI, 550 Lumens, 22 LPW	6W x 18H	4.75	9	Clear polycarbonate.
<b>C</b>	<b>49437</b>	AZ	(1) 30W	3000K, 80 CRI, 775 Lumens, 27 LPW	6W x 24H	4.75	12	Clear polycarbonate.

Measurements shown in inches. U.S. & Canada Patent Pending. These devices comply with Title 47 of the FCC Regulations.

# Dahlia LED

Finish: Architectural Bronze™

Glass: White

Fixture Material: Aluminum



**A** | **49557 AZLED**  
Outdoor Wall  
ADA Compliant



**B** | **49558 AZLED**  
Outdoor Wall  
ADA Compliant

## Dahlia LED

	ITEM #	FINISH	LIGHT SOURCE	LED OUTPUT	DIMENSIONS	EXT.	HCWO	NOTES
<b>A</b>	49557	AZLED	(2) 40W	3000K, 90 CRI, 650 Lumens, 16 LPW	8W x 18.75H	4	10	Dimmable.
<b>B</b>	49558	AZLED	(2) 60W	3000K, 90 CRI, 875 Lumens, 15 LPW	8W x 25.25H	4	13.25	Dimmable.

© These devices comply with Title 47 of the FCC Regulations. Measurements shown in inches. U.S. & Canada Patent Pending.

# Walden LED

Finish: Architectural Bronze™

Fixture Material: Aluminum



**A** | **49550 AZLED**  
Outdoor Wall  
ADA Compliant

**B** | **49551 AZLED**  
Outdoor Wall  
ADA Compliant

## Walden LED


	ITEM #	FINISH	LIGHT SOURCE	LED OUTPUT	DIMENSIONS	EXT.	HCWO	NOTES
<b>A</b>	49550	AZLED	(1) 8W	3000K, 90 CRI, 790 Lumens, 99 LPW	5W x 7.25H	3.75	3.75	Dimmable.
<b>B</b>	49551	AZLED	(2) 16W	3000K, 90 CRI, 1580 Lumens, 99 LPW	5W x 12H	3.75	6	Dimmable. Etched tempered glass.

Measurements shown in inches. U.S. & Canada Patent Pending. © These devices comply with Title 47 of the FCC Regulations.




# Walden LED

Finish: Textured Black  
 Fixture Material: Aluminum



**A** | **49550 BKTLED**  
 Outdoor Wall  
 ADA Compliant

Provides Up and  
 Down Lighting



**B** | **49551 BKTLED**  
 Outdoor Wall  
 ADA Compliant

## Walden LED

	ITEM #	FINISH	LIGHT SOURCE	LED OUTPUT	DIMENSIONS	EXT.	HCWO	NOTES
<b>A</b>	49550	BKTLED	(1) 8W	3000K, 90 CRI, 790 Lumens, 99 LPW	5W x 7.25H	3.75	3.75	Dimmable.
<b>B</b>	49551	BKTLED	(2) 16W	3000K, 90 CRI, 1580 Lumens, 99 LPW	5W x 12H	3.75	6	Dimmable. Etched tempered glass.

© These devices comply with Title 47 of the FCC Regulations. Measurements shown in inches. U.S. & Canada Patent Pending.

# Estella LED

Finish: Textured Architectural Bronze™

Fixture Material: Cast Aluminum



**A** | **49607 AZTLED**  
Outdoor Wall



**B** | **49608 AZTLED**  
Outdoor Wall

## Estella LED

	ITEM #	FINISH	LIGHT SOURCE	LED OUTPUT	DIMENSIONS	EXT.	HCWO	NOTES
<b>A</b>	<b>49607</b>	<b>AZTLED</b>	(1) 8W	3000K, 90 CRI, 790 Lumens, 99 LPW	6W x 12H	4.25	6	Dimmable.
<b>B</b>	<b>49608</b>	<b>AZTLED</b>	(2) 8W	3000K, 90 CRI, 1580 Lumens, 99 LPW	6W x 16.5H	4.25	8.25	Dimmable. Etched tempered glass.

Measurements shown in inches. U.S. & Canada Patent Pending. These devices comply with Title 47 of the FCC Regulations.

# Outdoor Wall LED

Finish: Textured Architectural Bronze™ or Textured Black  
 Fixture Material: Cast Aluminum



**A** | **11077 AZT**  
Outdoor Wall



**B** | **11250 AZT30**  
Outdoor Wall



**C** | **11251 AZT30**  
Outdoor Wall



**A** | **11077 BKT**  
Outdoor Wall



**B** | **11250 BKT30**  
Outdoor Wall



**C** | **11251 BKT30**  
Outdoor Wall

## Features



Also available in Incandescent  
9244 BK

## Outdoor Wall LED

	ITEM #	FINISH	LIGHT SOURCE	LED OUTPUT	DIMENSIONS	EXT.	HCWO	NOTES
<b>A</b>	11077	AZT, BKT	(1) 15W	3000K, 80 CRI, 400 Lumens, 27 LPW	5W x 5.5H	6	2.75	
<b>B</b>	11250	AZT30, BKT30	(1) 11W	3000K, 90 CRI, 350 Lumens, 33 LPW	5W x 7H	6.5	3.25	
<b>C</b>	11251	AZT30, BKT30	(1) 15W	3000K, 90 CRI, 550 Lumens, 37 LPW	5W x 12H	6.5	6.25	

Measurements shown in inches. U.S. & Canada Patent Pending.



# Manhattan LED

Finish: Textured Black  
 Glass: White  
 Fixture Material: Aluminum











**A** | **49297 BKTLED**  
 Outdoor Wall  
 ADA Compliant



**B** | **49298 BKTLED**  
 Outdoor Wall  
 ADA Compliant

## Manhattan LED

	ITEM #	FINISH	LIGHT SOURCE	LED OUTPUT	DIMENSIONS	EXT.	HCWO	NOTES
<b>A</b>	<b>49297</b>	<b>BKTLED</b>	(1) 12.5W 	3000K, 90 CRI, 425 Lumens, 34 LPW	5.25W x 16H	3.75	8	   Dimmable.
<b>B</b>	<b>49298</b>	<b>BKTLED</b>	(2) 20.5W 	3000K, 90 CRI, 600 Lumens, 30 LPW	7W x 22H	3.75	11	   Dimmable.

Measurements shown in inches. U.S. & Canada Patent Pending.

# Empire LED

Finish: Olde Bronze™  
 Glass: Satin Etched White  
 Fixture Material: Aluminum














**A** | **49779 OZLED**  
 Outdoor Wall  
 ADA Compliant



**B** | **49780 OZLED**  
 Outdoor Wall  
 ADA Compliant

## Empire LED

	ITEM #	FINISH	LIGHT SOURCE	LED OUTPUT	DIMENSIONS	EXT.	HCWO	NOTES
<b>A</b>	49779	OZLED	(2) 57W  	3000K, 90 CRI, 350 Lumens, 7 LPW	4.75W x 20H	3	10	   Dimmable.
<b>B</b>	49780	OZLED	(2) 70W  	3000K, 90 CRI, 450 Lumens, 6 LPW	6W x 22.25H	4	11.25	    Dimmable.

© These devices comply with Title 47 of the FCC Regulations. Measurements shown in inches. U.S. & Canada Patent Pending.

# Sorel™ LED

Finish: Architectural Bronze™  
 Glass: Clear Architectural  
 Fixture Material: Aluminum



**A** | 49117 AZLED  
Outdoor Wall



**B** | 49118 AZLED  
Outdoor Wall



**C** | 49190 AZLED  
Outdoor Wall

## Sorel™ LED

	ITEM #	FINISH	LIGHT SOURCE	LED OUTPUT	DIMENSIONS	EXT.	HCWO	NOTES
<b>A</b>	49117	AZLED	(1) 8W	3000K, 90 CRI, 790 Lumens, 99 LPW	5.25W x 10.75H	5.5	5.5	Dimmable.
<b>B</b>	49118	AZLED	(1) 8W	3000K, 90 CRI, 790 Lumens, 99 LPW	6.5W x 16H	5.75	8	Dimmable.
<b>C</b>	49190	AZLED	(2) 16W	3000K, 90 CRI, 790 Lumens, 99 LPW	10.75W x 16H	5.75	8	Dimmable.

Measurements shown in inches. U.S. & Canada Patent Pending.



# Shelby LED

Finish: Textured Architectural Bronze™  
 Glass: Clear with Inside Etch  
 Fixture Material: Aluminum



**A** | 49253 AZTLED  
Outdoor Wall



**B** | 49252 AZTLED  
Outdoor Wall  
ADA Compliant

# Hatteras Bay™ LED

Finish: Olde Bronze®  
 Glass: Clear Fresnel  
 Fixture Material: Aluminum and Solid Brass



**C** | 49067 OZLED  
Outdoor Wall



**D** | 49065 OZLED  
Outdoor Wall

## Features



Also available in Incandescent  
49065 OZ

## Shelby LED and Hatteras Bay™ LED

	ITEM #	FINISH	LIGHT SOURCE	LED OUTPUT	DIMENSIONS	EXT.	HCWO	NOTES
<b>A</b>	49253	AZTLED	(2) 14W	3000K, 90 CRI, 450 Lumens, 32 LPW	7.5W x 11H	5.75	5.5	Dimmable.
<b>B</b>	49252	AZTLED	(1) 14W	3000K, 90 CRI, 325 Lumens, 23 LPW	5.25W x 6H	4	3	Dimmable.
<b>C</b>	49067	OZLED	(1) 8W	3000K, 90 CRI, 790 Lumens, 99 LPW	10.5W x 10.25H	11.75	4	Dimmable.
<b>D</b>	49065	OZLED	(1) 8W	3000K, 90 CRI, 790 Lumens, 99 LPW	8.75W x 9.5H	10	3.5	Dimmable.

Measurements shown in inches. U.S. & Canada Patent Pending.



# Ashbern LED

Finish: Textured Black  
Glass: Clear Seeded with Inside Etch  
Fixture Material: Cast Aluminum

# Ashbern LED

Finish: Textured Black  
 Glass: Clear Seeded with Inside Etch  
 Fixture Material: Cast Aluminum



**A** | **49973 BKTLED**  
Outdoor Wall



**B** | **49974 BKTLED**  
Outdoor Wall



**C** | **49975 BKTLED**  
Outdoor Wall

## Ashbern™ LED

ITEM #	FINISH	LIGHT SOURCE	LED OUTPUT	DIMENSIONS	EXT.	HCWO	NOTES
<b>A</b> 49973	BKTLED	(1) 7.5W	3000K, 90 CRI, 325 Lumens, 43 LPW	6.5W x 12.75H	6.75	4	Dimmable.
<b>B</b> 49974	BKTLED	(1) 7.5W	3000K, 90 CRI, 300 Lumens, 40 LPW	8W x 15.25H	8	5	Dimmable.
<b>C</b> 49975	BKTLED	(1) 16W	3000K, 90 CRI, 650 Lumens, 41 LPW	9.5W x 18.25H	9.75	4.5	Dimmable.

© These devices comply with Title 47 of the FCC Regulations. Measurements shown in inches. U.S. & Canada Patent Pending.



# Amber Valley LED

Finish: Textured Black  
Glass: Etched Seeded  
Fixture Material: Aluminum



**A** | 49622 BKTLED  
Outdoor Wall



**B** | 49623 BKTLED  
Outdoor Wall



**C** | 49624 BKTLED  
Outdoor Wall



**D** | 49626 BKTLED  
Outdoor Pendant



Shown with  
Post 9595 BK

**E** | 49625 BKTLED  
Outdoor Post

### Amber Valley LED

	ITEM #	FINISH	LIGHT SOURCE	LED OUTPUT	DIMENSIONS	OVRL H	EXTRA WIRE	CHAIN/STEM	EXT.	HCWO	NOTES
A	49622	BKTLED	(1) 17W	3000K, 90 CRI, 800 Lumens, 47 LPW	6.5W x 13H	---	---	---	7.5	3.75	Dimmable.
B	49623	BKTLED	(1) 17W	3000K, 90 CRI, 875 Lumens, 51 LPW	7.5W x 15H	---	---	---	8.5	3.75	Dimmable.
C	49624	BKTLED	(1) 17W	3000K, 90 CRI, 875 Lumens, 51 LPW	8.75W x 17.25H	---	---	---	10	3.75	Dimmable.
D	49626	BKTLED	(1) 17W	3000K, 90 CRI, 975 Lumens, 57 LPW	8.5W x 18.25H	93	35	72	---	---	Dimmable. Additional chain 4927 BKT.
E	49625	BKTLED	(1) 17W	3000K, 90 CRI, 850 Lumens, 50 LPW	8.5W x 19.75H	---	---	---	---	---	Dimmable.

Measurements shown in inches. U.S. & Canada Patent Pending.



# Wakefield LED

Finish: Textured Black  
Glass: Clear Vertical Rain  
Fixture Material: Cast Aluminum



A | 49751 BKTLED  
Outdoor Wall



B | 49752 BKTLED  
Outdoor Wall



# Wakefield LED

Finish: Textured Black  
 Glass: Clear Vertical Rain  
 Fixture Material: Cast Aluminum



**C** | 49753 BKTLED  
Outdoor Wall



**D** | 49759 BKTLED  
Outdoor Pendant



Shown with  
Post 9506 BK

**E** | 49756 BKTLED  
Post Lantern

## Wakefield LED

	ITEM #	FINISH	LIGHT SOURCE	LED OUTPUT	DIMENSIONS	OVRLL. H	EXTRA WIRE	CHAIN/STEM	EXT.	HCWO	NOTES
A	49751	BKTLED	(1) 15W	3000K, 90 CRI, 675 Lumens, 45 LPW	7W x 17.75H	---	---	---	10	9.5	Dimmable.
B	49752	BKTLED	(1) 15W	3000K, 90 CRI, 675 Lumens, 45 LPW	9W x 22.25H	---	---	---	13	12	Dimmable.
C	49753	BKTLED	(1) 25W	3000K, 90 CRI, 900 Lumens, 36 LPW	10.5W x 29.5H	---	---	---	15.25	14	Dimmable.
D	49759	BKTLED	(1) 25W	3000K, 90 CRI, 875 Lumens, 35 LPW	10.5W x 23.25H	96	26	72	---	---	Dimmable. Additional chain 4927 BKT.
E	49756	BKTLED	(1) 25W	3000K, 90 CRI, 800 Lumens, 32 LPW	10.5W x 25.5H	---	---	---	---	---	Dimmable.

© These devices comply with Title 47 of the FCC Regulations. Measurements shown in inches. U.S. & Canada Patent Pending.

# Franceasi™ LED

Finish: Olde Bronze®  
 Fixture Material: Cast Aluminum



**A** | 49226 OZLED  
Outdoor Wall



**B** | 49227 OZLED  
Outdoor Wall



**C** | 49228 OZLED  
Outdoor Wall

Open Filigree  
Lantern Back



**D** | 49229 OZLED  
Outdoor Wall

## Features



Also available in Incandescent  
49227 OZ

## Franceasi™ LED

ITEM #	FINISH	LIGHT SOURCE	LED OUTPUT	DIMENSIONS	EXT.	HCWO	NOTES
A	49226	OZLED	(1) 9W	3000K, 80 CRI, 275 Lumens, 31 LPW	5.5W x 14.5H	7.25 4.5	
B	49227	OZLED	(1) 9W	3000K, 80 CRI, 350 Lumens, 38 LPW	7W x 18H	9 5.75	
C	49228	OZLED	(1) 12W	3000K, 80 CRI, 325 Lumens, 27 LPW	8.5W x 22H	10.5 7.5	
D	49229	OZLED	(1) 12W	3000K, 80 CRI, 400 Lumens, 33 LPW	10W x 25H	12.25 8.75	

Measurements shown in inches. U.S. & Canada Patent Pending.

# Maya Palm™ LED

Finish: Aged Bronze  
 Fixture Material: Cast Aluminum



**A** | 49248 AGZLED  
 Outdoor Wall



**B** | 49249 AGZLED  
 Outdoor Wall

## Maya Palm™ LED

	ITEM #	FINISH	LIGHT SOURCE	LED OUTPUT	DIMENSIONS	EXT.	HCWO		NOTES
<b>A</b>	49248	AGZLED	(1) 9W	3000K, 80 CRI, 225 Lumens, 25 LPW	7.75W x 10.75H	5.75	3.25		
<b>B</b>	49249	AGZLED	(1) 12W	3000K, 80 CRI, 350 Lumens, 29 LPW	9.5W x 13.25H	6.75	4		

Measurements shown in inches. U.S. & Canada Patent Pending.



# Kent™ LED

Finish: Black  
Glass: White Acrylic Diffuser



**A** | 49898 BKLED  
Outdoor Wall



**B** | 49899 BKLED  
Outdoor Wall

## Kent™ LED

	ITEM #	FINISH	LIGHT SOURCE	LED OUTPUT	DIMENSIONS	EXT.	HCWO	NOTES
<b>A</b>	49898	BKLED	(1) 7.5W	3000K, 90 CRI, 375 Lumens, 50 LPW	7.75W x 9.75H	4.5	4.75	Dimmable.
<b>B</b>	49899	BKLED	(1) 7.5W	3000K, 90 CRI, 400 Lumens, 53 LPW	7.75W x 14.5H	8.5	2.25	Dimmable.

Measurements shown in inches. U.S. & Canada Patent Pending.

# Mount Vernon LED

Finish: Olde Bronze®  
 Glass: Clear Seeded  
 Fixture Material: Solid Brass



**A** | **9707 OZLED**  
Outdoor Wall



**B** | **9708 OZLED**  
Outdoor Wall



**C** | **9709 OZLED**  
Outdoor Wall



**D** | **9809 OZLED**  
Outdoor Pendant



**E** | **9909 OZLED**  
Post Lantern

Shown with Post 9506 OZ

## Features



Also available in Incandescent 9708 OZ

## Mount Vernon

ITEM #	FINISH	LIGHT SOURCE	LED OUTPUT	DIMENSIONS	OVRL. H	EXTRA WIRE	CHAIN/STEM	EXT.	HCWO	NOTES
A	9707	OZLED	(1) 8W	3000K, 90 CRI, 790 Lumens, 99 LPW	5.5W x 12.5H	---	---	6.25	5.5	Dimmable.
B	9708	OZLED	(1) 8W	3000K, 90 CRI, 790 Lumens, 99 LPW	7.5W x 16.75H	---	---	8.25	6.75	Dimmable.
C	9709	OZLED	(1) 8W	3000K, 90 CRI, 790 Lumens, 99 LPW	9.5W x 19.5H	---	---	10.25	7.25	Dimmable.
D	9809	OZLED	(1) 8W	3000K, 90 CRI, 790 Lumens, 99 LPW	9.5W x 18.5H	93	34	---	---	Dimmable. Additional chain 4927 OZ.
E	9909	OZLED	(1) 8W	3000K, 90 CRI, 790 Lumens, 99 LPW	9.5W x 20.75H	---	---	---	---	Dimmable.

Measurements shown in inches. U.S. & Canada Patent Pending.



# CLIMATES™

**Finishes that Withstand the Elements to Deliver Long-lasting Style and Use.**

Harsh sunrays, intense cold, constant salt spray...whatever your climate, Kichler offers lighting that stands up to the elements. Kichler CLIMATES™ Outdoor Lighting uses a composite material with UV protectant to create an anti-fading finish that's resistant to acidic and alkali elements, corrosion and rust. The high-tech material also allows for detailed designs, capturing distinctive styles that reflect and enhances a home's character.






# CLIMATES™ Outdoor Lighting

## Finishes That Withstand the Elements.

Harsh sunrays, intense cold, constant salt spray...whatever your climate, Kichler offers lighting that stands up to the elements. **Kichler CLIMATES™ Outdoor Lighting** uses a composite material with UV protectant to create an anti-fading finish that's resistant to: acidic and alkali elements, corrosion, and rust. The high-tech material also allows for detailed designs, capturing distinctive styles that reflect a home's character.




### Peace-of-Mind

All CLIMATES™ Lighting comes with a Kichler 6-YEAR FINISH WARRANTY and are RoHS compliant: assuring they don't contain mercury, lead and other restricted materials that can impact the environment.

Visit [Kichler.com](http://Kichler.com) to learn more about our CLIMATES™ Outdoor Lighting products.

### Durability Is Built In

- 1 **Withstands harsh outdoor elements** such as salt, UV exposure and extreme temperatures.
- 2 **Resistant against corrosion, rust and fading.**
- 3 **RoHS compliant** (does not contain mercury, lead, or eight other restricted materials).
- 4 **Reinforced aluminum components** add to strength and longevity.
- 5 **Kichler 6-year finish warranty** on CLIMATES™ Lighting finishes.

 Look for the new CLIMATES™ symbol in our catalog

# Outdoor Wall LED CLIMATES™

Finish: Textured Black



**A** | 11310 BKTLED  
Outdoor Wall



**B** | 11309 BKTLED  
Outdoor Wall

**CLIMATES™**  
Resistant against  
rust, corrosion  
and fading.

## Outdoor Wall LED CLIMATES™

	ITEM #	FINISH	LIGHT SOURCE	LED OUTPUT	DIMENSIONS	EXT.	HCWO	NOTES
<b>A</b>	11310	BKTLED		See Kichler.com for details	5W x 12.25H	6.5	6.25	
<b>B</b>	11309	BKTLED		See Kichler.com for details				

Measurements shown in inches. U.S. & Canada Patent Pending.





A | 49829 OZ  
Outdoor Wall



B | 49830 OZ  
Outdoor Wall

# Beacon Square

## CLIMATES™

Finish: Olde Bronze®  
Glass: Clear Hammered

# Beacon Square CLIMATES™

Finish: Olde Bronze®  
Glass: Clear Hammered



**C** | 49833 OZ  
Outdoor Pendant



**D** | 49834 OZ  
Outdoor Ceiling



**E** | 49831 OZ  
Outdoor Wall



Shown with  
Post 9506 OZ

**F** | 49832 OZ  
Post Lantern

CLIMATES™

Resistant against  
rust, corrosion  
and fading.



## Beacon Square

	ITEM #	FINISH	LIGHT SOURCE	DIMENSIONS	OVRL. H	EXTRA WIRE	CHAIN/STEM	EXT.	HCWO	NOTES
<b>A</b>	49829	OZ	(1) 75W (M)	6.5W x 12H	---	---	---	7.5	2.5	W C
<b>B</b>	49830	OZ	(1) 100W (M)	8W x 14.25H	---	---	---	9	2.5	W C
<b>C</b>	49833	OZ	(1) 150W (M)	9.5W x 18H	92	32	72	---	---	D C Additional chain 4927 OZ.
<b>D</b>	49834	OZ	(2) 75W (M) ♦	12W x 5.25H	---	---	---	---	---	W C
<b>E</b>	49831	OZ	(1) 150W (M)	9.5W x 17.5H	---	---	---	10.5	2.5	W C
<b>F</b>	49832	OZ	(1) 150W (M)	9.5W x 20.5H	---	---	---	---	---	W C

Measurements shown in inches. U.S. & Canada Patent Pending.

# Admirals Cove™ CLIMATES™

Finish: Textured Black  
Glass: Clear Seeded



**A** | 49846 BKT  
Outdoor Wall



**B** | 49847 BKT  
Outdoor Wall



**C** | 49848 BKT  
Outdoor Wall





**D** | 49850 BKT  
Outdoor Pendant



Shown with  
Post 9506 BK

**E** | 49849 BKT  
Post Lantern

**CLIMATES™**

Resistant against  
rust, corrosion  
and fading.



Admirals Cove™

	ITEM #	FINISH	LIGHT SOURCE	DIMENSIONS	OVRL. H	EXTRA WIRE	CHAIN/STEM	EXT.	HCWO	NOTES
<b>A</b>	49846	BKT	(1) 75W (M)	6.25W x 14.75H	---	---	---	8.25	5	W G
<b>B</b>	49847	BKT	(1) 100W (M)	8.25W x 18.75H	---	---	---	10.5	6.5	W G
<b>C</b>	49848	BKT	(1) 150W (M)	10.25W x 23.5H	---	---	---	13	7.75	W G
<b>D</b>	49850	BKT	(1) 150W (M)	10.25W x 20.5H	94	32	72	---	---	D G Additional chain 4927 BKT.
<b>E</b>	49849	BKT	(1) 150W (M)	10.25W x 20.75H	---	---	---	---	---	W G

Measurements shown in inches. U.S. & Canada Patent Pending.

# Suri CLIMATES™

Finish: Textured Black  
Glass: Clear Seeded



**A** | 49857 BKT  
Outdoor Wall



**B** | 49858 BKT  
Outdoor Wall



**C** | 49859 BKT  
Outdoor Wall



**D** | 49861 BKT  
Outdoor Ceiling



Shown with  
Post 9506 BK

**E** | 49860 BKT  
Post Light

**CLIMATES™**

Resistant against  
rust, corrosion  
and fading.



Vintage  
Filament Bulb



4071 CLR

Suri

	ITEM #	FINISH	LIGHT SOURCE	DIMENSIONS	EXT.	HCWO	NOTES
<b>A</b>	49857	BKT	(1) 75W (M)	5.5W x 11.25H	6.75	2.5	W C
<b>B</b>	49858	BKT	(1) 100W (M)	7.75W x 15.5H	9	3	W C
<b>C</b>	49859	BKT	(1) 150W (M)	9W x 17.5H	10.25	3.5	W C
<b>D</b>	49861	BKT	(1) 75W (M) ❖	5.5W x 11H	---	---	D C
<b>E</b>	49860	BKT	(1) 150W (M)	9W x 20H	---	---	W C

Measurements shown in inches. U.S. & Canada Patent Pending.





# Allenbury™ CLIMATES™

Finish: Textured Black

# Allenbury™ CLIMATES™

Finish: Textured Black



**A** | 49980 BKT  
Outdoor Wall



Shown as  
Pendant - 7" H.

## Convertible

Create two distinct lighting options  
with one fixture:  
Pendant or Semi Flush.

**C** | 49982 BKT



**B** | 49981 BKT  
Outdoor Wall



Shown as  
Semi Flush - 10.5" H.

Vintage  
Filament Bulb



4071 CLR

CLIMATES™

Resistant against  
rust, corrosion  
and fading.



Allenbury™

	ITEM #	FINISH	LIGHT SOURCE	DIMENSIONS	OVRL. H	EXTRA WIRE	CHAIN/STEM	EXT.	HCWO	NOTES
<b>A</b>	49980	BKT	(1) 100W (M)	12W x 9H	---	---	---	17.25	4.25	W C
<b>B</b>	49981	BKT	(1) 150W (M)	14W x 9H	---	---	---	20	4.25	W C
<b>C</b>	49982	BKT	(1) 100W (M)	12W x 7H	45	72	36	---	---	D C Additional stem 4935 BKT.

Measurements shown in inches. U.S. & Canada Patent Pending.



# Outdoor Collections

**Add Outdoor Illumination that Adds Style and Safety to any Setting and Design.**

There are numerous ways to describe the beauty of your home's exterior. Curb appeal. Architectural interest. And let's not forget "location, location, location." Because, after all, there are so many places you can put style – and so many ways it can make your home safer and more functional at night. Our distinctive offering illuminates all those important locations with coordinated ease: entryways, driveways, pathways, decks, dining areas and more. And with more light comes more reasons to head outside.









# Northland™

Lighting during the turn of the 20th century often used reflective colors to do more with less. Northland™ draws on this idea, combining a white inner finish with a Matte Black or Brushed Aluminum exterior finish. The result is a vintage factory style that fills an area with light.



# Northland™

Finish: Brushed Aluminum with Inner White Aluminum Construction



**A** | 49775 BA  
Outdoor Wall



**C** | 49777 BA  
Outdoor Pendant



**B** | 49776 BA  
Outdoor Wall

## Northland™

	ITEM #	FINISH	LIGHT SOURCE	DIMENSIONS	OVRL. H	EXTRA WIRE	CHAIN/STEM	EXT.	HCWO	NOTES
<b>A</b>	49775	BA	(1) 100W (M)	10W x 12H	---	---	---	17.25	3	Ⓜ
<b>B</b>	49776	BA	(1) 150W (M)	14W x 16.75H	---	---	---	24	4	Ⓜ
<b>C</b>	49777	BA	(1) 150W (M)	18W x 14.25H	52	67	36	---	---	Ⓧ Additional chain 4927 PL, additional stem 2999 PL. Sloped ceiling kit included.

Measurements shown in inches. U.S. & Canada Patent Pending.



# Northland™

Finish: Black with Inner White  
Aluminum Construction



**A** | 49775 BK  
Outdoor Wall



**C** | 49777 BK  
Outdoor Pendant



**B** | 49776 BK  
Outdoor Wall

## Northland™

	ITEM #	FINISH	LIGHT SOURCE	DIMENSIONS	OVRL. H	EXTRA WIRE	CHAIN/STEM	EXT.	HCWO	NOTES
<b>A</b>	49775	BK	(1) 100W (M)	10W x 12H	---	---	---	17.25	3	Ⓜ
<b>B</b>	49776	BK	(1) 150W (M)	14W x 16.75H	---	---	---	24	4	Ⓜ
<b>C</b>	49777	BK	(1) 150W (M)	18W x 14.25H	52	67	36	---	---	Ⓜ Additional chain 4927 BK, additional stem 2995 BK. Sloped ceiling kit included.

Measurements shown in inches. U.S. & Canada Patent Pending.

# Westington™

Finish: Olde Bronze® with Gold Highlights  
 Fixture Material: Aluminum



**A** | 49585 OZ  
 Indoor/Outdoor Wall



**B** | 49586 OZ  
 Indoor/Outdoor Wall



**C** | 49588 OZ  
 Indoor/Outdoor Chandelier



**D** | 49587 OZ  
 Indoor/Outdoor Pendant



## Westington™

ITEM #	FINISH	LIGHT SOURCE	DIMENSIONS	OVRL. H	EXTRA WIRE	CHAIN/STEM	EXT.	HCWO	NOTES
A	49585 OZ	(1) 100W (M)	10W x 8.25H	---	---	---	10.75	2.75	W
B	49586 OZ	(1) 100W (M)	14W x 10H	---	---	---	14.5	2.75	W
C	49588 OZ	(3) 100W (M)	8W x 7.25H x 32L	46	60	36	---	---	D Additional chain 4927 OZ, additional stem 2999 OZ. Sloped ceiling kit included.
D	49587 OZ	(1) 100W (M)	12W x 3.75H	42	67	36	---	---	D Additional chain 4927 OZ, additional stem 2999 OZ. Sloped ceiling kit included.

Measurements shown in inches. U.S. & Canada Patent Pending.





# Seaside™

Finish: Black, Brushed Nickel, Olde Brick®,  
Olde Bronze® or White  
Fixture Material: Aluminum



**A** | 9021 BK, NI, OZ  
Outdoor Wall



**B** | 9022 BK, NI, OB, OZ, WH  
Outdoor Wall



**C** | 9023 BK, NI, OB, OZ  
Outdoor Wall



**D** | 9142 BK, NI, OZ  
Outdoor Wall



**E** | 9044 NI  
Outdoor Wall



**F** | 2621 NI  
Outdoor Pendant



**G** | 2713 NI, OB  
Outdoor Pendant



## Seaside™

ITEM #	FINISH	LIGHT SOURCE	DIMENSIONS	OVRLL. H	STEM TILT	EXTRA WIRE	CHAIN/STEM	EXT.	HCWO	NOTES
A	9021 BK, NI, OZ	(1) 60W (M)	6W x 7.5H	---	---	---	---	6.5	2.25	W
B	9022 BK, NI, OB, OZ, WH	(1) 100W (M)	8W x 12H	---	---	---	---	9	6	W
C	9023 BK, NI, OB, OZ	(1) 150W (M)	10.25W x 14.25H	---	---	---	---	11.75	9	W
D	9142 BK, NI, OZ	(1) 150W (M)	12W x 16.5H	---	---	---	---	13.5	10.25	W
E	9044 NI	(1) 150W (M)	11W x 8H	---	---	---	---	11.5	5.5	W, C
F	2621 NI	(1) 100W (M)	8W x 9.75H	48	45°	68	36	---	---	D Additional stem 2997, 2999, 3036, 3048 NI.
G	2713 NI, OB	(1) 150W (M)	16W x 13.25H	87	---	36	72	---	---	D Additional chain 2996 NI, 4927 OB.

Measurements shown in inches. U.S. & Canada Patent Pending.

# Ripley™

Finish: Olde Bronze® with Inner White  
 Fixture Material: Aluminum



**A** | 49059 OZ  
 Indoor/Outdoor Wall



**B** | 49060 OZ  
 Indoor/Outdoor Wall



**C** | 49061 OZ  
 Indoor/Outdoor Wall



Shown with  
 Post 9506 OZ

**D** | 49063 OZ  
 Post Lantern

Coordinating



15800 AZT27R

## Ripley™

ITEM #	FINISH	LIGHT SOURCE	DIMENSIONS	EXT.	HCWO	NOTES	
A	49059	OZ	(1) 60W (M)	8W x 7.5H	9.25	2.5	Ⓜ Ⓞ Dark sky compliant with use of R14, 40W bulb.
B	49060	OZ	(1) 60W (M)	10W x 9H	11.25	3	Ⓜ Ⓞ Dark sky compliant with use of R14, 40W bulb.
C	49061	OZ	(1) 60W (M)	12W x 10H	13	3.25	Ⓜ Ⓞ Dark sky compliant with use of R14, 40W bulb.
D	49063	OZ	(1) 60W (M)	12W x 16H	---	---	Ⓜ Ⓞ Dark sky compliant with use of R14, 40W bulb.

Measurements shown in inches. U.S. & Canada Patent Pending.

# Hatteras Bay™

Finish: Olde Bronze®

Glass: Clear Fresnel

Fixture Material: Aluminum and Solid Brass



**A** | 49064 OZ  
Outdoor Wall



**B** | 49065 OZ  
Outdoor Wall



**C** | 49067 OZ  
Outdoor Wall

## Coordinating



310101 WCP

## Features



Converts to Dark Sky by  
Installing Fresnel Glass Inward



Also Available in LED  
49065 OZLED

## Hatteras Bay™

	ITEM #	FINISH	LIGHT SOURCE	DIMENSIONS	EXT.	HCWO	NOTES
<b>A</b>	49064	OZ	(1) 60W (M)	6.5W x 8H	8.75	4.5	Ⓜ Ⓞ
<b>B</b>	49065	OZ	(1) 75W (M)	9W x 9.5H	10	6	Ⓜ Ⓞ
<b>C</b>	49067	OZ	(1) 100W (M)	10.5W x 10.25H	11.75	6.25	Ⓜ Ⓞ

Measurements shown in inches. U.S. & Canada Patent Pending.



# Bradford

Finish: Olde Bronze®  
 Glass: Clear Seeded  
 Fixture Material: Cast Aluminum



**A** | 49381 OZ  
Indoor/Outdoor Wall



**B** | 49382 OZ  
Indoor/Outdoor Wall



**C** | 49383 OZ  
Indoor/Outdoor Wall



## Bradford

	ITEM #	FINISH	LIGHT SOURCE	DIMENSIONS	EXT.	HCWO	NOTES
<b>A</b>	49381	OZ	(1) 75W (M)	6W x 8.75H	7.5	2.75	Ⓜ
<b>B</b>	49382	OZ	(1) 100W (M)	7.25W x 10.5H	9	3.25	Ⓜ
<b>C</b>	49383	OZ	(1) 150W (M)	8.75W x 13.5H	10.5	3.75	Ⓜ

Measurements shown in inches. U.S. & Canada Patent Pending.



# Andover

A style that is time-tested is definitely new again with Andover interior and exterior lights. The hardware topper draws its design inspiration from vintage C-clamps – an iconic necessity of the industrial era and still in use today.



# Andover

Finish: Weathered Zinc  
Glass: Clear Seeded  
Fixture Material: Aluminum



**A** | 49864 WZC  
Outdoor Wall



**B** | 49865 WZC  
Outdoor Wall



**C** | 49866 WZC  
Outdoor Wall

Coordinating



44211 CLP

Vintage  
Filament Bulb



4071 CLR





**D** | 49867 WZC  
Outdoor Pendant



**E** | 49868 WZC  
Outdoor Pendant



Shown with  
Post 9506 BK

**F** | 49869 WZC  
Post Lantern

## Andover

	ITEM #	FINISH	LIGHT SOURCE	DIMENSIONS	OVRL. H	EXTRA WIRE	CHAIN/STEM	EXT.	HCWO	NOTES
<b>A</b>	49864	WZC	(1) 75W (M)	6.5W x 11.5H	---	---	---	7.25	2.5	Ⓜ
<b>B</b>	49865	WZC	(1) 100W (M)	8W x 14H	---	---	---	8.75	3	Ⓜ
<b>C</b>	49866	WZC	(1) 150W (M)	10W x 17.25H	---	---	---	10.75	3.5	Ⓜ
<b>D</b>	49867	WZC	(1) 100W (M)	8W x 13.5H	52	69	36	---	---	Ⓜ Additional chain 4927 WZC, additional stem 2999 WZC. Sloped ceiling kit included.
<b>E</b>	49868	WZC	(1) 100W (M)	10W x 16.25H	55	67	36	---	---	Ⓜ Additional chain 4927 WZC, additional stem 2999 WZC. Sloped ceiling kit included.
<b>F</b>	49869	WZC	(1) 150W (M)	10W x 19.75H	---	---	---	---	---	Ⓜ

Measurements shown in inches. U.S. & Canada Patent Pending.



# Wayland

A corrugated back plate with a galvanized steel finish add a rustic feel while also helping to reflect the light. Inspired by vintage steel cans and doors from the 1950s, the outdoor lantern delivers style with an industrial flare.



# Wayland

Finish: Weathered Zinc  
Glass: Clear  
Fixture Material: Aluminum



**A** | 49872 WZC  
Outdoor Wall



**B** | 49873 WZC  
Outdoor Wall





**C** | 49874 WZC  
Outdoor Wall



**D** | 49875 WZC  
Outdoor Ceiling



Wayland

	ITEM #	FINISH	LIGHT SOURCE	DIMENSIONS	EXT.	HCWO	NOTES
<b>A</b>	49872	WZC	(1) 60W (M)	7W x 11H	7.75	7	W
<b>B</b>	49873	WZC	(1) 75W (M)	9W x 14.5H	9.5	8.75	W
<b>C</b>	49874	WZC	(1) 100W (M)	11W x 17H	11.25	11	W
<b>D</b>	49875	WZC	(2) 60W (M) ❖	11.5W x 4.75H	---	---	D

Measurements shown in inches. U.S. & Canada Patent Pending.



# Mill Lane™

Finish: Anvil Iron  
Glass: Clear Seeded  
Fixture Material: Aluminum



**A** | 49960 AVI  
Outdoor Wall



**B** | 49961 AVI  
Outdoor Wall

# Mill Lane™

Finish: Anvil Iron  
 Glass: Clear Seeded  
 Fixture Material: Aluminum



**C** | 49964 AVI  
Outdoor Pendant



**D** | 49965 AVI  
Outdoor Ceiling



**E** | 49962 AVI  
Outdoor Wall



Shown with  
Post 9506 BK

**F** | 49963 AVI  
Post Lantern

## Mill Lane™

	ITEM #	FINISH	LIGHT SOURCE	DIMENSIONS	OVRL. H	EXTRA WIRE	CHAIN/STEM	EXT.	HCWO	NOTES
<b>A</b>	49960	AVI	(1) 75W (M)	5.5W x 10.25H	---	---	---	7	3	Ⓜ
<b>B</b>	49961	AVI	(1) 100W (M)	7W x 16H	---	---	---	9	6.5	Ⓜ
<b>C</b>	49964	AVI	(1) 150W (M)	9W x 16.5H	90	32	72	---	---	Ⓧ Additional chain 4927 AVI.
<b>D</b>	49965	AVI	(2) 60W (M) ⚡	12.25W x 6H	---	---	---	---	---	Ⓧ
<b>E</b>	49962	AVI	(1) 150W (M)	9W x 21H	---	---	---	12	8.5	Ⓜ
<b>F</b>	49963	AVI	(1) 150W (M)	9W x 22.5H	---	---	---	---	---	Ⓜ

Measurements shown in inches. U.S. & Canada Patent Pending.

# South Hope™

Finish: Rubbed Bronze™  
Glass: Satin Etched Cased Opal  
Fixture Material: Cast Aluminum



A | 49474 RZ  
Outdoor Wall



B | 49475 RZ  
Outdoor Wall



C | 49476 RZ  
Outdoor Wall



D | 49499 RZ  
Outdoor Wall





**E** | 49493 RZ  
Outdoor Pendant



### Convertible

Create two distinct lighting options with one fixture:  
Column Mount or Post Lantern.  
Hardware included.

**F** | 49478 RZ



Shown with  
Post 9506 AZ

### Coordinating



49473 RZLED

## South Hope™

	ITEM #	FINISH	LIGHT SOURCE	DIMENSIONS	OVRL. H	EXTRA WIRE	CHAIN/STEM	EXT.	HCWO	NOTES
<b>A</b>	49474	RZ	(1) 60W (C)	5.5W x 11.75H	---	---	---	6.25	7.25	Ⓜ
<b>B</b>	49475	RZ	(1) 60W (M)	7W x 17.75H	---	---	---	7.75	9.5	Ⓜ T type bulb recommended.
<b>C</b>	49476	RZ	(1) 100W (M)	9W x 19.75H	---	---	---	9.5	---	Ⓜ ⓘ Variable height mounting hardware included. Height from center junction box 10"-13.25".
<b>D</b>	49499	RZ	(2) 60W (M)	9W x 28H	---	---	---	9.75	---	Ⓜ ⓘ T type bulb recommended. Variable height mounting hardware included. Height from center junction box 13.75"-18".
<b>E</b>	49493	RZ	(1) 100W (M)	9W x 19H	93	70	72	---	---	Ⓧ Additional chain 4927 RZ.
<b>F</b>	49478	RZ	(1) 100W (M)	9W x 21.5H	---	---	---	---	---	Ⓜ

Measurements shown in inches. U.S. & Canada Patent Pending.



# Ashland Bay

Finish: Weathered Zinc  
Glass: Clear Seeded Ribbed  
Fixture Material: Aluminum



A | 49569 WZC  
Outdoor Wall

# Ashland Bay

Finish: Weathered Zinc  
 Glass: Clear Seeded Ribbed  
 Fixture Material: Aluminum



**B** | 49570 WZC  
Outdoor Wall



**C** | 49571 WZC  
Outdoor Wall



Shown with  
Bulb 5971 CLR

**D** | 49668 WZC  
Outdoor Wall



“ I love this lantern, it is so stylish and looks great by my front door. It was packaged very well and arrived it perfect shape. I really like the design of this lantern. The hammered glass looks great on this piece. The lamp gives off the perfect amount of light. The installation instructions were easy to understand. I would recommend this light to anyone thats considering it. It really is a nice lantern. ”

- Mabayda | Rhode Island | Ashland Bay 49571 WZC

## Ashland Bay

ITEM #	FINISH	LIGHT SOURCE	DIMENSIONS	EXT.	HCWO	NOTES	
A	49569	WZC	(1) 75W (M)	6W x 11H	6.75	4.5	W
B	49570	WZC	(1) 100W (M)	7.5W x 13.5H	8.25	5.5	W
C	49571	WZC	(1) 150W (M)	8.75W x 16H	9.5	6	W
D	49668	WZC	(3) 60W (C)	12W x 21.5H	12.75	7	W

Measurements shown in inches. U.S. & Canada Patent Pending.

# Ashland Bay

Finish: Weathered Zinc  
Glass: Clear Seeded Ribbed  
Fixture Material: Aluminum



A | 49667 WZC  
Outdoor Chandelier



“ This lantern outdoor light is beautiful. It fits well with the decorative look I've got inside my house and I love that it enables me to carry that look to the outside!! It was easy to assemble and install and give great illumination!! ”

- Pevans1017 | Cleveland, OH | Ashland Bay 49571 WZC





**B** | 49572 WZC  
Outdoor Pendant



**C** | 49669 WZC  
Outdoor Ceiling



Shown with  
Post 9506 BK

**D** | 49573 WZC  
Post Lantern

## Ashland Bay

	ITEM #	FINISH	LIGHT SOURCE	DIMENSIONS	OVRL. H	EXTRA WIRE	CHAIN/STEM	NOTES
<b>A</b>	49667	WZC	(5) 60W (M)	26W x 20H	58	110	36	ⓓ Additional stem 4927 WZC, additional stem 2999 WZC. Sloped ceiling kit included.
<b>B</b>	49572	WZC	(1) 150W (M)	8.75W x 17.75H	92	28	72	ⓓ Additional chain 4927 WZC.
<b>C</b>	49669	WZC	(2) 60W (M) ❖	12W x 6H	---	---	---	ⓓ
<b>D</b>	49573	WZC	(1) 150W (M)	8.75W x 19H	---	---	---	ⓓ

Measurements shown in inches. U.S. & Canada Patent Pending.



# Rustic™

Finish: Rustic™  
Glass: Clear Beveled Panels  
Fixture Material: Solid Brass



A | 9759 RST  
Outdoor Wall



B | 9760 RST  
Outdoor Wall

# Rustic™

Finish: Rustic™  
 Glass: Clear Beveled Panels  
 Fixture Material: Solid Brass



**C** | 9870 RST  
Outdoor Pendant



**D** | 9761 RST  
Outdoor Wall



**E** | 9762 RST  
Outdoor Wall



Shown with  
Post 9506 BK

**F** | 9962 RST  
Post Lantern

## Rustic™

	ITEM #	FINISH	LIGHT SOURCE	DIMENSIONS	OVRL. H	EXTRA WIRE	CHAIN/STEM	EXT.	HCWO	NOTES
<b>A</b>	9759	RST	(1) 100W (M)	6W x 10H	---	---	---	6.75	2.5	Ⓜ
<b>B</b>	9760	RST	(1) 100W (M)	7W x 13.25H	---	---	---	7.75	5.5	Ⓜ
<b>C</b>	9870	RST	(1) 150W (M)	11W x 17.75H	92	29	72	---	---	Ⓜ Additional chain 4927 RST.
<b>D</b>	9761	RST	(1) 150W (M)	9.5W x 17.75H	---	---	---	10.5	7	Ⓜ
<b>E</b>	9762	RST	(1) 150W (M)	11W x 20.25H	---	---	---	11.75	8	Ⓜ
<b>F</b>	9962	RST	(1) 150W (M)	9.5W x 18.5H	---	---	---	---	---	Ⓜ

Measurements shown in inches. U.S. & Canada Patent Pending.



# Riverwood™

Finish: Weathered Zinc  
Glass: Clear Seeded  
Fixture Material: Aluminum



# Riverwood™

Finish: Weathered Zinc  
 Glass: Clear Seeded  
 Fixture Material: Aluminum



**A** | 49197 WZC  
 Outdoor Chandelier



Riverwood™

ITEM #	FINISH	LIGHT SOURCE	DIMENSIONS	OVRL H	EXTRA WIRE	CHAIN/STEM	NOTES
<b>A</b> 49197	WZC	(3) 100W (M)	8W x 11.75H x 36L	50	64	36	Ⓛ Additional chain 4927 WZC, additional stem 2999 WZC. Sloped ceiling kit included.

Measurements shown in inches. U.S. & Canada Patent Pending.

# Riverwood™

Finish: Weathered Zinc  
Glass: Clear Seeded  
Fixture Material: Aluminum



**A** | 49191 WZC  
Outdoor Wall



**B** | 49192 WZC  
Outdoor Wall



**C** | 49193 WZC  
Outdoor Wall

Vintage  
Filament Bulb



4071 CLR



**D** | 49194 WZC  
Outdoor Wall



**E** | 49196 WZC  
Outdoor Pendant



Shown with  
Post 9506 WZC

**F** | 49195 WZC  
Post Lantern

Riverwood™

	ITEM #	FINISH	LIGHT SOURCE	DIMENSIONS	OVRL. H	EXTRA WIRE	CHAIN/STEM	EXT.	HCWO	NOTES
<b>A</b>	49191	WZC	(1) 60W (M)	6.75W x 12.5H	---	---	---	7.5	5.5	Ⓜ
<b>B</b>	49192	WZC	(1) 100W (M)	8W x 14.25H	---	---	---	8.75	6.5	Ⓜ
<b>C</b>	49193	WZC	(1) 100W (M)	9.5W x 16.75H	---	---	---	10.5	7.25	Ⓜ
<b>D</b>	49194	WZC	(1) 150W (M)	11W x 19.5H	---	---	---	12.25	8.25	Ⓜ
<b>E</b>	49196	WZC	(1) 150W (M)	11W x 16.25H	90	31	72	---	---	Ⓜ Additional chain 4927 WZC.
<b>F</b>	49195	WZC	(1) 150W (M)	11W x 19.75H	---	---	---	---	---	Ⓜ

Measurements shown in inches. U.S. & Canada Patent Pending.



# Argyle

Finish: Weathered Zinc  
Glass: Clear Seeded  
Fixture Material: Aluminum



A | 49743 WZC  
49743 WZCL16  
Outdoor Wall



B | 49744 WZC  
49744 WZCL16  
Outdoor Wall



# Argyle

Finish: Weathered Zinc  
 Glass: Clear Seeded  
 Fixture Material: Aluminum



**C** | 49747 WZC  
 49747 WZCL16  
 Outdoor Pendant



**D** | 49745 WZC  
 49745 WZCL16  
 Outdoor Wall



Shown with  
 Post 9506 WZC

**E** | 49746 WZC  
 49746 WZCL16  
 Post Lantern

## Argyle

	ITEM #	FINISH	LIGHT SOURCE	LED BULB OUTPUT	DIMENSIONS	OVRLL. H	EXTRA WIRE	CHAIN/STEM	EXT.	HCWO	NOTES
A	49743	WZC	(1) 75W (M)	---	6.5W x 10.25H	---	---	---	7.5	2.25	Ⓜ
A	49743	WZCL16	(1) 9W (M)	3000K, 80 CRI, 800 Lumens, 89 LPW	6.5W x 10.25H	---	---	---	7.5	2.25	Ⓜ Dimmable.
B	49744	WZC	(1) 100W (M)	---	8W x 12.75H	---	---	---	9.25	2.5	Ⓜ
B	49744	WZCL16	(1) 9W (M)	3000K, 80 CRI, 800 Lumens, 89 LPW	8W x 12.75H	---	---	---	9.25	2.5	Ⓜ Dimmable.
C	49747	WZC	(1) 150W (M)	---	9.5W x 16.75H	91	34	72	---	---	Ⓜ Additional chain 4927 WZC.
C	49747	WZCL16	(1) 9W (M)	3000K, 80 CRI, 800 Lumens, 89 LPW	9.5W x 16.75H	91	34	72	---	---	Ⓜ Dimmable. Additional chain 4927 WZC.
D	49745	WZC	(1) 150W (M)	---	9.5W x 15H	---	---	---	11	2.25	Ⓜ
D	49745	WZCL16	(1) 9W (M)	3000K, 80 CRI, 800 Lumens, 89 LPW	9.5W x 15H	---	---	---	11	2.25	Ⓜ Dimmable.
E	49746	WZC	(1) 150W (M)	---	9.5W x 19.5H	---	---	---	---	---	Ⓜ
E	49746	WZCL16	(1) 9W (M)	3000K, 80 CRI, 800 Lumens, 89 LPW	9.5W x 19.5H	---	---	---	---	---	Ⓜ Dimmable.

Measurements shown in inches. U.S. & Canada Patent Pending.

# Lyndon™

Finish: Architectural Bronze™  
 Glass: Clear Seeded  
 Fixture Material: Cast Aluminum



Shown with Vintage Bulb 5971 CLR

**A** | 49496 AZ  
Indoor/Outdoor Wall



**B** | 49445 AZ  
Indoor/Outdoor Wall



Can Only Be Mounted With Glass Facing Down for Outdoor Use

**C** | 49444 AZ  
Indoor/Outdoor Wall



**D** | 49446 AZ  
Indoor/Outdoor Pendant



**E** | 49447 AZ  
Indoor/Outdoor Pendant



Shown with Post 9506 AZ

**F** | 49497 AZ  
Post Lantern

## Coordinating



49500 BKTLED



49498 BA

## Vintage Filament Bulb



4071 CLR



5971 CLR

# Lyndon™

Finish: Brushed Aluminum  
 Glass: Clear Seeded  
 Fixture Material: Cast Aluminum



Shown with Vintage Bulb 5971 CLR

**A** | 49496 BA  
Indoor/Outdoor Wall



**B** | 49445 BA  
Indoor/Outdoor Wall



Can Only Be Mounted With Glass Facing Down for Outdoor Use

**C** | 49444 BA  
Indoor/Outdoor Wall



**D** | 49446 BA  
Indoor/Outdoor Pendant



**E** | 49447 BA  
Indoor/Outdoor Pendant



**F** | 49497 BA  
Post Lantern

## Lyndon™

	ITEM #	FINISH	LIGHT SOURCE	DIMENSIONS	OVRLL. H	EXTRA WIRE	CHAIN/STEM	EXT.	HCWO	NOTES
<b>A</b>	49496	AZ, BA	(2) 60W (C)	8W x 18.25H	---	---	---	9.5	5	Ⓜ
<b>B</b>	49445	AZ, BA	(1) 100W (M)	6W x 15H	---	---	---	8	5	Ⓜ
<b>C</b>	49444	AZ, BA	(1) 75W (M)	5W x 11.25H	---	---	---	7.5	3.75	Ⓜ
<b>D</b>	49446	AZ, BA	(1) 75W (M)	5W x 9.5H	48	72	36	---	---	Ⓜ Additional chain 4927 AZ, PL. Additional stem 2999 AZ, BA. Sloped ceiling kit included.
<b>E</b>	49447	AZ, BA	(1) 100W (M)	6W x 11.75H	50	71	36	---	---	Ⓜ Additional chain 4927 AZ, PL. Additional stem 2999 AZ, BA. Sloped ceiling kit included.
<b>F</b>	49497	AZ, BA	(1) 100W (M)	10W x 20H	---	---	---	---	---	Ⓜ

Measurements shown in inches. U.S. & Canada Patent Pending.

# Royal Marine™

Finish: Distressed Black  
 Glass: Clear Seeded  
 Fixture Material: Cast Aluminum



**A** | 49126 DBK  
Outdoor Wall



**B** | 49127 DBK  
Outdoor Wall



**C** | 49128 DBK  
Outdoor Wall



Shown with  
Post 9506 BK

**D** | 49129 DBK  
Post Lantern

Vintage  
Filament Bulb



4071 CLR

## Royal Marine™

ITEM #	FINISH	LIGHT SOURCE	DIMENSIONS	EXT.	HCWO	NOTES	
A	49126	DBK	(1) 100W (M)	7W x 13.25H	9.25	5.5	W
B	49127	DBK	(1) 100W (M)	9.5W x 18.25H	12	7.25	W
C	49128	DBK	(1) 150W (M)	11.5W x 21.75H	14.5	8.75	W
D	49129	DBK	(1) 150W (M)	9.5W x 19H	---	---	W

Measurements shown in inches. U.S. & Canada Patent Pending.







# Tolerand™

Finish: Textured Black  
Glass: Clear Seeded  
Fixture Material: Aluminum



A | 49552 BKT  
Outdoor Wall



B | 49553 BKT  
Outdoor Wall



# Tolerand™

Finish: Textured Black  
 Glass: Clear Seeded  
 Fixture Material: Aluminum



**D** | 49556 BKT  
Outdoor Pendant



Shown with  
Post 9506 BK

**E** | 49555 BKT  
Post Lantern



**C** | 49554 BKT  
Outdoor Wall



## Tolerand™

	ITEM #	FINISH	LIGHT SOURCE	DIMENSIONS	OVRL H	EXTRA WIRE	CHAIN/STEM	EXT.	HCWO	NOTES
<b>A</b>	49552	BKT	(1) 75W (M)	5.75W x 12H	---	---	---	6.5	5.25	Ⓜ
<b>B</b>	49553	BKT	(1) 100W (M)	7.75W x 17.75H	---	---	---	8.5	5.25	Ⓜ
<b>C</b>	49554	BKT	(1) 150W (M)	9.5W x 20.25H	---	---	---	10.25	7.25	Ⓜ
<b>D</b>	49556	BKT	(1) 150W (M)	9.5W x 19.75H	94	28	72	---	---	Ⓧ Additional chain 4927 BKT.
<b>E</b>	49555	BKT	(1) 150W (M)	9.5W x 21.75H	---	---	---	---	---	Ⓜ

Measurements shown in inches. U.S. & Canada Patent Pending.

# Hugo

Finish: Distressed Black  
 Glass: Clear Seeded  
 Fixture Material: Aluminum



**A** | 49882 DBK  
Outdoor Wall



**B** | 49883 DBK  
Outdoor Wall



**C** | 49884 DBK  
Outdoor Wall



**D** | 49885 DBK  
Post Lantern

Shown with  
Post 9506 BK

## Hugo

	ITEM #	FINISH	LIGHT SOURCE	DIMENSIONS	EXT.	HCWO	NOTES
A	49882	DBK	(1) 60W (M)	5.25W x 11H	8	4.25	W
B	49883	DBK	(1) 75W (M)	7W x 14.75H	10.75	5.75	W
C	49884	DBK	(1) 100W (M)	9W x 19H	13.75	7.25	W
D	49885	DBK	(3) 60W (C)	9W x 20.25H	---	---	W

Measurements shown in inches. U.S. & Canada Patent Pending.



# Harvest Ridge™

Finish: Textured Black  
 Glass: Clear Ribbed Inside Etched  
 Fixture Material: Aluminum



**A** | 49691 BKT  
Outdoor Wall



Shown with  
Post 9506 BK

**C** | 49694 BKT  
Post Lantern



**B** | 49693 BKT  
Outdoor Wall

## Harvest Ridge™

	ITEM #	FINISH	LIGHT SOURCE	DIMENSIONS	EXT.	HCWO	NOTES
<b>A</b>	49691	BKT	(1) 75W (M)	11W x 9H	11.5	4.75	Ⓜ
<b>B</b>	49693	BKT	(1) 100W (M)	15W x 12.5H	15.5	6.25	Ⓜ
<b>C</b>	49694	BKT	(1) 100W (M)	13W x 15.75H x 15.25L	---	---	Ⓜ

Measurements shown in inches. U.S. & Canada Patent Pending.

# Bridge Point

Finish: Weathered Zinc  
Glass: Clear Seeded  
Fixture Material: Aluminum



A | 49627 WZC  
Outdoor Wall



B | 49628 WZC  
Outdoor Wall



C | 49629 WZC  
Outdoor Wall



D | 49630 WZC  
Outdoor Wall



**E** | 49632 WZC  
Outdoor Pendant



Shown with  
Post 9506 WZC

**F** | 49631 WZC  
Post Lantern



### Bridge Point

	ITEM #	FINISH	LIGHT SOURCE	DIMENSIONS	OVRL. H	EXTRA WIRE	CHAIN/STEM	EXT.	HCWO	NOTES
<b>A</b>	49627	WZC	(1) 100W (M)	7W x 13.25H	---	---	---	8.25	7.5	Ⓜ
<b>B</b>	49628	WZC	(1) 100W (M)	9W x 16H	---	---	---	10.25	8.75	Ⓜ
<b>C</b>	49629	WZC	(1) 100W (M)	11W x 20H	---	---	---	12.25	10.75	Ⓜ
<b>D</b>	49630	WZC	(1) 100W (M)	14W x 26.25H	---	---	---	15.25	15.25	Ⓜ
<b>E</b>	49632	WZC	(1) 100W (M)	11W x 16H	90	34	72	---	---	Ⓜ Additional chain 4927 WZC.
<b>F</b>	49631	WZC	(1) 100W (M)	11W x 21.25H	---	---	---	---	---	Ⓜ

Measurements shown in inches. U.S. & Canada Patent Pending.

# Finn

Finish: Black  
Glass: Satin Etched  
Fixture Material: Cast Aluminum



**A** | 49824 BK  
Outdoor Wall



**B** | 49825 BK  
Outdoor Wall



**C** | 49826 BK  
Outdoor Wall





**D** | 49828 BK  
Outdoor Pendant



Shown with  
Post 9506 BK

**E** | 49827 BK  
Post Lantern

## Finn

	ITEM #	FINISH	LIGHT SOURCE	DIMENSIONS	OVRL. H	EXTRA WIRE	CHAIN/STEM	EXT.	HCWO	NOTES
<b>A</b>	49824	BK	(1) 75W (M)	7W x 9.5H	---	---	---	8.25	2.25	Ⓜ
<b>B</b>	49825	BK	(1) 100W (M)	9W x 13.25H	---	---	---	10.25	2.5	Ⓜ
<b>C</b>	49826	BK	(1) 150W (M)	11W x 16.25H	---	---	---	12.25	2.5	Ⓜ
<b>D</b>	49828	BK	(1) 150W (M)	11W x 17H	91	31	72	---	---	Ⓧ Additional chain 4927 BK.
<b>E</b>	49827	BK	(1) 150W (M)	9W x 23.25H	---	---	---	---	---	Ⓜ

Measurements shown in inches. U.S. & Canada Patent Pending.



A | 49840 OZ  
Outdoor Wall

# Tangier

Finish: Olde Bronze®  
Glass: Clear Seeded  
Fixture Material: Cast Aluminum



B | 49841 OZ  
Outdoor Wall

# Tangier

Finish: Olde Bronze®  
 Glass: Clear Seeded  
 Fixture Material: Cast Aluminum



**D** | 49844 OZ  
Outdoor Pendant



**C** | 49842 OZ  
Outdoor Wall



Shown with  
Post 9506 OZ

**E** | 49843 OZ  
Post Lantern

## Tangier

	ITEM #	FINISH	LIGHT SOURCE	DIMENSIONS	OVRL H	EXTRA WIRE	CHAIN/STEM	EXT.	HCWO	NOTES
<b>A</b>	49840	OZ	(1) 75W (M)	5.75W x 10.25H	---	---	---	6.75	3.5	Ⓜ
<b>B</b>	49841	OZ	(1) 100W (M)	7.5W x 13.5H	---	---	---	8.5	4.5	Ⓜ
<b>C</b>	49842	OZ	(1) 150W (M)	9.5W x 17H	---	---	---	10.5	4.5	Ⓜ
<b>D</b>	49844	OZ	(1) 150W (M)	9.5W x 18.75H	93	29	72	---	---	Ⓜ Additional chain 4927 OZ.
<b>E</b>	49843	OZ	(1) 150W (M)	9.5W x 19.75H	---	---	---	---	---	Ⓜ

Measurements shown in inches. U.S. & Canada Patent Pending.



# Yorke

Vintage canning jars are the inspiration behind Yorke's distinguished look. The pieces bring together simplicity and reclaimed style in one, with a Textured Black finish and clear seeded glass.





# Yorke

Finish: Textured Black  
Glass: Clear Seeded  
Fixture Material: Cast Aluminum



**A** | 49820 BKT  
Outdoor Wall



**B** | 49821 BKT  
Outdoor Wall

## Vintage Filament Bulb



4071 CLR



5971 CLR



**C** | 49822 BKT  
Outdoor Wall



Shown with  
Post 9506 BK

**D** | 49823 BKT  
Post Lantern

## Yorke

	ITEM #	FINISH	LIGHT SOURCE	DIMENSIONS	EXT.	HCWO	NOTES
<b>A</b>	49820	BKT	(1) 75W (M)	6W x 10.5H	7.25	2.75	W
<b>B</b>	49821	BKT	(1) 100W (M)	8W x 14.5H	9.25	3.25	W
<b>C</b>	49822	BKT	(1) 150W (M)	10W x 18.25H	11.25	3.25	W
<b>D</b>	49823	BKT	(3) 60W (C)	10W x 23.5H	---	---	W

Measurements shown in inches. U.S. & Canada Patent Pending.





# Halleron™

Finish: Londonderry™  
Glass: Clear Seeded  
Fixture Material: Cast Aluminum



A | 49600 LD  
Outdoor Wall



# Halleron™

Finish: Londonderry™  
 Glass: Clear Seeded  
 Fixture Material: Cast Aluminum



**C** | 49603 LD  
Outdoor Pendant



**B** | 49601 LD  
Outdoor Wall



Shown with  
Post 9542 LD

**D** | 49604 LD  
Post Lantern

## Halleron™

	ITEM #	FINISH	LIGHT SOURCE	DIMENSIONS	OVRL. H	EXTRA WIRE	CHAIN/STEM	EXT.	HCWO	NOTES
<b>A</b>	49600	LD	(2) 60W (C)	10W x 19.25H	---	---	---	12.5	11	Ⓜ
<b>B</b>	49601	LD	(3) 60W (C)	12W x 22.75H	---	---	---	14.75	13.25	Ⓜ
<b>C</b>	49603	LD	(3) 60W (C)	12W x 18.75H	93	23	72	---	---	Ⓧ Additional chain 4927 LD.
<b>D</b>	49604	LD	(3) 60W (C)	12W x 20.25H	---	---	---	---	---	Ⓜ

Measurements shown in inches. U.S. & Canada Patent Pending.

# Manningham™

Finish: Olde Bronze®  
Glass: Clear Seeded  
Fixture Material: Cast Aluminum



A | 49384 OZ  
Outdoor Wall



B | 49385 OZ  
Outdoor Wall



C | 49386 OZ  
Outdoor Wall



**D** | 49387 OZ  
Outdoor Pendant



**E** | 49389 OZ  
Outdoor Ceiling



Shown with  
Post 9506 OZ

**F** | 49388 OZ  
Post Lantern

## Manningham™

	ITEM #	FINISH	LIGHT SOURCE	DIMENSIONS	OVRL. H	EXTRA WIRE	CHAIN/STEM	EXT.	HCWO	NOTES
<b>A</b>	49384	OZ	(1) 75W (M)	5W x 10.75H	---	---	---	5	6	Ⓜ
<b>B</b>	49385	OZ	(2) 60W (C)	7.5W x 18.75H	---	---	---	10	12	Ⓜ
<b>C</b>	49386	OZ	(3) 60W (C)	9W x 22.25H	---	---	---	11	14.5	Ⓜ
<b>D</b>	49387	OZ	(3) 60W (C)	8.5W x 19H	93	20	72	---	---	Ⓜ Additional chain 4927 OZ.
<b>E</b>	49389	OZ	(2) 75W (M) ❖	11.75W x 5H	---	---	---	---	---	Ⓜ
<b>F</b>	49388	OZ	(3) 60W (C)	8.5W x 21H	---	---	---	---	---	Ⓜ

Measurements shown in inches. U.S. & Canada Patent Pending.



# Galemore

Finish: Olde Bronze®  
Glass: Clear Seeded  
Fixture Material: Cast Aluminum



A | 49709 OZ  
Outdoor Wall



B | 49710 OZ  
Outdoor Wall



# Galemore

Finish: Olde Bronze®  
 Glass: Clear Seeded  
 Fixture Material: Cast Aluminum



**C** | 49711 OZ  
Outdoor Wall



**D** | 49713 OZ  
Outdoor Pendant



Shown with  
Post 9506 OZ

**E** | 49712 OZ  
Post Lantern

## Galemore

	ITEM #	FINISH	LIGHT SOURCE	DIMENSIONS	OVRL. H	EXTRA WIRE	CHAIN/STEM	EXT.	HCWO	NOTES
<b>A</b>	49709	OZ	(2) 60W (C)	6.5W x 18H	---	---	---	6.75	7.5	W
<b>B</b>	49710	OZ	(3) 60W (C)	7.75W x 21.75H	---	---	---	8.25	9	W
<b>C</b>	49711	OZ	(3) 60W (C)	9.5W x 26.5H	---	---	---	10	11	W
<b>D</b>	49713	OZ	(3) 60W (C)	9.5W x 23.75H	98	19	72	---	---	D Additional chain 4927 OZ.
<b>E</b>	49712	OZ	(3) 60W (C)	9.5W x 23H	---	---	---	---	---	W

Measurements shown in inches. U.S. & Canada Patent Pending.

# Rochdale™

Finish: Olde Bronze®  
Glass: Vertical Rain  
Fixture Material: Aluminum



**A** | 49512 OZ  
Outdoor Wall



**B** | 49513 OZ  
Outdoor Wall



**C** | 49514 OZ  
Outdoor Wall



**D** | 49515 OZ  
Outdoor Wall



“ This easy to install, looks great, made well,  
and the packaging was very well done. ”

- Candy | Punta Gorda, FL | Rochdale™ 49512 OZ



**E** | 49517 OZ  
Outdoor Pendant



**F** | 49518 OZ  
Outdoor Ceiling



**G** | 49516 OZ  
Post Lantern

Rochdale™

	ITEM #	FINISH	LIGHT SOURCE	DIMENSIONS	OVRLL. H	EXTRA WIRE	CHAIN/STEM	EXT.	HCWO	NOTES
<b>A</b>	49512	OZ	(1) 100W (M)	7W x 19.25H	---	---	---	8.5	10	Ⓜ
<b>B</b>	49513	OZ	(2) 60W (C)	9W x 24.75H	---	---	---	10.5	13.5	Ⓜ
<b>C</b>	49514	OZ	(4) 60W (C)	11W x 39.75H	---	---	---	12.75	---	Ⓜ ⓘ Variable height mounting hardware included. Height from center junction box 16.75"-25".
<b>D</b>	49515	OZ	(6) 60W (C)	13W x 46.75H	---	---	---	15	---	Ⓜ ⓘ Variable height mounting hardware included. Height from center junction box 20"-28.5".
<b>E</b>	49517	OZ	(4) 60W (C)	11.75W x 27.75H	102	6	72	---	---	Ⓧ Additional chain 4927 OZ.
<b>F</b>	49518	OZ	(2) 60W (M) ❖	12W x 6H	---	---	---	---	---	Ⓧ
<b>G</b>	49516	OZ	(4) 60W (C)	11W x 30.25H	---	---	---	---	---	Ⓜ

Measurements shown in inches. U.S. & Canada Patent Pending.



# Vandalia™

On-trend orb styles step outdoors with Vandalia's globe design. Marrying carriage lantern details with a round silhouette, the result is an updated take on a traditional piece.





# Vandalia™

Finish: Textured Black

Glass: Clear Seeded

Fixture Material: Aluminum



A | 49726 BKT  
Outdoor Wall



B | 49727 BKT  
Outdoor Wall



C | 49728 BKT  
Outdoor Wall



D | 49729 BKT  
Outdoor Wall







**E** | 49732 BKT  
Outdoor Chandelier



**F** | 49731 BKT  
Outdoor Pendant



Shown with  
Post 9506 BK

**G** | 49730 BKT  
Post Lantern

Vandalia™

	ITEM #	FINISH	LIGHT SOURCE	DIMENSIONS	OVRL. H	EXTRA WIRE	CHAIN/STEM	EXT.	HCWO	NOTES
<b>A</b>	49726	BKT	(1) 75W (M)	7W x 11.5H	---	---	---	8.75	2.75	Ⓜ
<b>B</b>	49727	BKT	(1) 100W (M)	9W x 12H	---	---	---	9.75	2.75	Ⓜ
<b>C</b>	49728	BKT	(1) 150W (M)	11W x 14.5H	---	---	---	12	2.75	Ⓜ
<b>D</b>	49729	BKT	(3) 60W (C)	14W x 18H	---	---	---	15	3.5	Ⓜ
<b>E</b>	49732	BKT	(3) 150W (M)	22.75W x 27H	89	33	72	---	---	Ⓜ Additional chain 4927 BKT.
<b>F</b>	49731	BKT	(3) 60W (C)	14W x 19H	93	24	72	---	---	Ⓜ Additional chain 4927 BKT.
<b>G</b>	49730	BKT	(3) 60W (C)	14W x 19H	---	---	---	---	---	Ⓜ

Measurements shown in inches. U.S. & Canada Patent Pending.

# Forestdale™

Finish: Olde Bronze®

Glass: Clear Seeded

Fixture Material: Cast Aluminum



A | 49735 OZ  
Outdoor Wall



B | 49736 OZ  
Outdoor Wall



C | 49737 OZ  
Outdoor Wall



D | 49738 OZ  
Outdoor Wall





**E** | 49740 OZ  
Outdoor Pendant



Shown with  
Post 9595 OZ

**F** | 49739 OZ  
Post Lantern

### Forestdale™

	ITEM #	FINISH	LIGHT SOURCE	DIMENSIONS	OVRL. H	EXTRA WIRE	CHAIN/STEM	EXT.	HCWO	NOTES
<b>A</b>	49735	OZ	(1) 60W (M)	7W x 14.75H	---	---	---	6.5	8	Ⓜ
<b>B</b>	49736	OZ	(2) 60W (C)	8.5W x 18.5H	---	---	---	8	9.75	Ⓜ
<b>C</b>	49737	OZ	(2) 60W (C)	10W x 21.5H	---	---	---	9.25	11	Ⓜ
<b>D</b>	49738	OZ	(3) 60W (C)	12W x 30.75H	---	---	---	11.25	16.5	Ⓜ
<b>E</b>	49740	OZ	(4) 60W (C)	10W x 19.75H	94	22	72	---	---	Ⓜ Additional chain 4927 OZ.
<b>F</b>	49739	OZ	(4) 60W (C)	10W x 21.75H	---	---	---	---	---	Ⓜ

Measurements shown in inches. U.S. & Canada Patent Pending.



A | 49721 WZC  
49721 WZCL16  
Outdoor Wall



B | 49722 WZC  
49722 WZCL16  
Outdoor Wall

# Beckett

Finish: Weathered Zinc  
Glass: Etched Seeded  
Fixture Material: Cast Aluminum

# Beckett

Finish: Weathered Zinc  
 Glass: Etched Seeded  
 Fixture Material: Cast Aluminum



**C** | 49725 WZC  
 49725 WZCL16  
 Outdoor Wall



**D** | 49723 WZC  
 49723 WZCL16  
 Outdoor Wall



Shown with  
 Post 9506 WZC

**E** | 49724 WZC  
 49724 WZCL16  
 Post Lantern

## Beckett

ITEM #	FINISH	LIGHT SOURCE	LED BULB OUTPUT	DIMENSIONS	OVRLL. H	EXTRA WIRE	CHAIN/STEM	EXT.	HCWO	NOTES
A	49721 WZC	(1) 75W (M)	---	8W x 10.75H	---	---	---	8.75	2.5	Ⓜ
A	49721 WZCL16	(1) 9W (M)	3000K, 80 CRI, 800 Lumens, 89 LPW	8W x 10.75H	---	---	---	8.75	2.5	Ⓜ Dimmable.
B	49722 WZC	(1) 100W (M)	---	9.75W x 14.5H	---	---	---	10.5	3	Ⓜ
B	49722 WZCL16	(1) 9W (M)	3000K, 80 CRI, 800 Lumens, 89 LPW	9.75W x 14.5H	---	---	---	10.5	3	Ⓜ Dimmable.
C	49725 WZC	(1) 150W (M)	---	12.25W x 18.25H	92	28	72	---	---	Ⓜ Additional chain 4927 WZC.
C	49725 WZCL16	(1) 9W (M)	3000K, 80 CRI, 800 Lumens, 89 LPW	12.25W x 18.25H	92	28	72	---	---	Ⓜ Dimmable. Additional chain 4927 WZC.
D	49723 WZC	(1) 150W (M)	---	12.25W x 18H	---	---	---	13.25	3.5	Ⓜ
D	49723 WZCL16	(1) 9W (M)	3000K, 80 CRI, 800 Lumens, 89 LPW	12.25W x 18H	---	---	---	13.25	3.5	Ⓜ Dimmable.
E	49724 WZC	(1) 150W (M)	---	12.25W x 20H	---	---	---	---	---	Ⓜ
E	49724 WZCL16	(1) 9W (M)	3000K, 80 CRI, 800 Lumens, 89 LPW	12.25W x 20H	---	---	---	---	---	Ⓜ Dimmable.

Measurements shown in inches. U.S. & Canada Patent Pending.

# Tremillo™

Finish: Black

Glass: Satin Etched Cased Opal

Fixture Material: Cast Aluminum



**A** | 49200 BK  
Outdoor Wall



**B** | 49201 BK  
Outdoor Wall



**C** | 49202 BK  
Outdoor Wall



**D** | 49203 BK  
Outdoor Wall





**E** | 49205 BK  
Outdoor Pendant



**F** | 49206 BK  
Outdoor Ceiling



Shown with  
Post 9506 BK

**G** | 49207 BK  
Post Lantern

### Tremillo™

	ITEM #	FINISH	LIGHT SOURCE	DIMENSIONS	OVRL. H	EXTRA WIRE	CHAIN/STEM	EXT.	HCWO	NOTES
<b>A</b>	49200	BK	(1) 100W (M)	5.75W x 11.75H	---	---	---	6.75	5	Ⓜ
<b>B</b>	49201	BK	(1) 100W (M)	7W x 14.25H	---	---	---	8	6	Ⓜ
<b>C</b>	49202	BK	(1) 150W (M)	8.5W x 17.25H	---	---	---	9.75	7.25	Ⓜ
<b>D</b>	49203	BK	(1) 150W (M)	10W x 20.25H	---	---	---	11.25	8.75	Ⓜ
<b>E</b>	49205	BK	(1) 100W (M)	6.5W x 17H x 7L	91	25	72	---	---	Ⓧ Additional chain 4927 BK.
<b>F</b>	49206	BK	(2) 60W (M) ⚡	11.5W x 6.5H	---	---	---	---	---	Ⓧ
<b>G</b>	49207	BK	(1) 150W (M)	8.25W x 20H x 8.5L	---	---	---	---	---	Ⓜ

Measurements shown in inches. U.S. & Canada Patent Pending.

# Atwood™

Finish: Brown Stone  
Glass: Light Umber Mist  
Fixture Material: Cast Aluminum



A | 49071 BST  
49071 BSTFL  
Outdoor Wall



B | 49072 BST  
49072 BSTFL  
Outdoor Wall



C | 49073 BST  
49073 BSTFL  
Outdoor Wall



**D** | 49075 BST  
Outdoor Pendant



Shown with  
Post 9595 BST

**E** | 49074 BST  
Post Lantern

## Atwood™

	ITEM #	FINISH	LIGHT SOURCE	DIMENSIONS	OVRL. H	EXTRA WIRE	CHAIN/ STEM	EXT.	HCWO	NOTES
<b>A</b>	49071	BST	(1) 100W (M)	6W x 11H	---	---	---	7	2.5	W
<b>A</b>	49071	BSTFL	(1) 13W (GU24)	6W x 11H	---	---	---	7	2.5	W
<b>B</b>	49072	BST	(1) 100W (M)	8W x 14.25H	---	---	---	9	3	W
<b>B</b>	49072	BSTFL	(1) 18W (GU24)	8W x 14.25H	---	---	---	9	3	W
<b>C</b>	49073	BST	(1) 150W (M)	10W x 17.75H	---	---	---	11	3.25	W
<b>C</b>	49073	BSTFL	(1) 18W (GU24)	10W x 17.75H	---	---	---	11	3.25	W
<b>D</b>	49075	BST	(1) 100W (M)	10W x 17.75H	92	31	72	---	---	Additional chain 4927 BST.
<b>E</b>	49074	BST	(1) 150W (M)	10W x 22.25H	---	---	---	---	---	W

Measurements shown in inches. U.S. & Canada Patent Pending.

# Portman Square™

Finish: Olde Bronze®  
Glass: Etched Seeded  
Fixture Material: Solid Brass



**A** | 49158 OZ  
Outdoor Wall



**B** | 49159 OZ  
Outdoor Wall





**C** | 49160 OZ  
Outdoor Wall



**D** | 49164 OZ  
Outdoor Ceiling



Shown with  
Post 9595 OZ

**E** | 49162 OZ  
Post Lantern

## Portman Square™

	ITEM #	FINISH	LIGHT SOURCE	DIMENSIONS	EXT.	HCWO	NOTES
<b>A</b>	49158	OZ	(1) 100W (M)	7W x 10.75H	7.75	5.25	Ⓜ
<b>B</b>	49159	OZ	(1) 150W (M)	9W x 14H	9.5	7.25	Ⓜ
<b>C</b>	49160	OZ	(2) 100W (M)	11W x 22H	6.25	10	Ⓜ
<b>D</b>	49164	OZ	(2) 60W (M)	12W x 5H	---	---	Ⓜ
<b>E</b>	49162	OZ	(1) 100W (M)	9W x 16.25H	---	---	Ⓜ

Measurements shown in inches. U.S. & Canada Patent Pending.

# Soria™

Finish: Aged Bronze  
 Glass: Vetro Mica  
 Fixture Material: Cast Aluminum



**A** | 49449 AGZ  
Outdoor Wall



**B** | 49450 AGZ  
Outdoor Wall



**C** | 49451 AGZ  
Outdoor Wall



Shown with  
Post 9595 AGZ

**D** | 49453 AGZ  
Post Lantern

## Soria™

ITEM #	FINISH	LIGHT SOURCE	DIMENSIONS	EXT.	HCWO	NOTES
A	AGZ	(1) 75W (M)	6W x 10.25H	7	2.25	Ⓜ
B	AGZ	(1) 100W (M)	7.5W x 11.75H	8.5	2.25	Ⓜ
C	AGZ	(1) 150W (M)	9W x 15.25H	10	2.75	Ⓜ
D	AGZ	(1) 150W (M)	9W x 16H	---	---	Ⓜ

Measurements shown in inches. U.S. & Canada Patent Pending.

# Cameron™

Finish: Prairie Rock™  
 Glass: Etched Linen  
 Fixture Material: Cast Aluminum



**A** | 9718 PR  
Outdoor Wall



**B** | 9719 PR  
Outdoor Wall



**C** | 9811 PR  
Outdoor Ceiling



**D** | 9720 PR  
Outdoor Wall



**E** | 9902 PR  
Post Lantern  
Shown with Post 9506 BK

## Cameron™

	ITEM #	FINISH	LIGHT SOURCE	DIMENSIONS	EXT.	HCWO	NOTES
<b>A</b>	9718	PR	(1) 60W (M)	6W x 10.75H	7	3	W
<b>B</b>	9719	PR	(1) 150W (M)	8W x 14.25H	9.25	3.75	W
<b>C</b>	9811	PR	(3) 40W (C) ♦	13W x 6.75H	---	---	D
<b>D</b>	9720	PR	(1) 200W (M)	10W x 17.5H	11.25	4	W
<b>E</b>	9902	PR	(1) 150W (M)	10W x 20H	---	---	W

Measurements shown in inches. U.S. & Canada Patent Pending.

# Morris™

Finish: Distressed Copper

Glass: Inside Etched Iridescent Seeded

Fixture Material: Cast Aluminum



**A** | 9024 DCO  
Outdoor Wall



**B** | 9025 DCO  
Outdoor Wall



**C** | 9031 DCO  
Outdoor Wall





**D** | 9838 DCO  
Outdoor Ceiling



Shown with  
Post 9506 BK

**E** | 9920 DCO  
Post Lantern

Morris™

	ITEM #	FINISH	LIGHT SOURCE	DIMENSIONS	EXT.	HCWO	NOTES
<b>A</b>	9024	DCO	(1) 60W (M)	6.5W x 8H	7.25	2.75	W
<b>B</b>	9025	DCO	(1) 100W (M)	8W x 9.25H	8.75	2.75	W
<b>C</b>	9031	DCO	(1) 100W (M)	8W x 15.25H	8.75	6	W
<b>D</b>	9838	DCO	(2) 60W (M) ❖	11.75W x 6H	---	---	D
<b>E</b>	9920	DCO	(1) 200W (M)	12W x 14.75H	---	---	W

Measurements shown in inches. U.S. & Canada Patent Pending.

# Alameda™

Finish: Canyon View™

Glass: Honey Opalescent Art Panels

Fixture Material: Solid Brass



**A** | 9649 CV  
Outdoor Wall



**B** | 9651 CV  
Outdoor Wall



**C** | 9652 CV  
Outdoor Wall



**D** | 9148 CV  
Outdoor Wall



**E** | 49091 CV  
Indoor/Outdoor Chandelier



**F** | 9825 CV  
Outdoor Ceiling



Shown with  
Post 9595 OZ

**G** | 9953 CV  
Post Lantern

Alameda™

	ITEM #	FINISH	LIGHT SOURCE	DIMENSIONS	OVRLL. H	EXTRA WIRE	CHAIN/STEM	EXT.	HCWO	NOTES
<b>A</b>	9649	CV	(1) 75W (M) ✓	5W x 7H	---	---	---	5.5	4	Ⓜ
<b>B</b>	9651	CV	(1) 100W (M)	7W x 11.5H	---	---	---	8.5	3	Ⓜ Dark sky with 4812 panels.
<b>C</b>	9652	CV	(1) 150W (M)	9W x 14H	---	---	---	10.5	3.5	Ⓜ
<b>D</b>	9148	CV	(1) 150W (M)	7W x 15H	---	---	---	8.5	3	Ⓜ
<b>E</b>	49091	CV	(4) 100W (M)	25W x 17H	55	65	36	---	---	Ⓜ Additional chain 4927 CV, additional stem 2999 CV.
<b>F</b>	9825	CV	(2) 75W (M) ❖	11.25W x 6.25H	---	---	---	---	---	Ⓜ
<b>G</b>	9953	CV	(1) 150W (M)	9W x 12.25H	---	---	---	---	---	Ⓜ Convertible from post to column mount.

Measurements shown in inches. U.S. & Canada Patent Pending.

# Lantana™

Finish: Architectural Bronze™  
 Glass: Light Umber Etch  
 Fixture Material: Cast Aluminum



**A** | 9166 AZ  
Outdoor Wall



**B** | 9167 AZ  
Outdoor Wall



**C** | 9168 AZ  
Outdoor Wall



Shown with  
Post 9506 BK

**D** | 9967 AZ  
Post Lantern

## Lantana™

ITEM #	FINISH	LIGHT SOURCE	DIMENSIONS	EXT.	HCWO	NOTES	
A	9166	AZ	(1) 75W (M)	7W x 10H	6	3.25	W
B	9167	AZ	(1) 100W (M)	9W x 13H	7.5	4	W
C	9168	AZ	(1) 150W (M)	10.5W x 15.25H	8.75	4	W
D	9967	AZ	(1) 150W (M)	10.5W x 19.5H	---	---	W

Measurements shown in inches. U.S. & Canada Patent Pending.



# Cross Creek™

Finish: Aged Bronze  
 Glass: Textured Linen Seeded  
 Fixture Material: Cast Aluminum



**A** | 9130 AGZ  
Outdoor Wall



**B** | 9129 AGZ  
Outdoor Wall



**C** | 9128 AGZ  
Outdoor Wall



**D** | 9830 AGZ  
Outdoor Ceiling



Shown with  
Post 9506 AZ

**E** | 9529 AGZ  
Post Lantern

## Cross Creek™

	ITEM #	FINISH	LIGHT SOURCE	DIMENSIONS	EXT.	HCWO	NOTES
<b>A</b>	9130	AGZ	(1) 150W (M)	9W x 15.75H	10.25	3	Ⓜ
<b>B</b>	9129	AGZ	(1) 150W (M)	7.5W x 13.5H	8.75	3	Ⓜ
<b>C</b>	9128	AGZ	(1) 100W (M)	6W x 8.5H	7	2.5	Ⓜ
<b>D</b>	9830	AGZ	(2) 75W (M) ♦	9W x 5.5H	---	---	Ⓧ
<b>E</b>	9529	AGZ	(1) 150W (M)	11.5W x 17H	---	---	Ⓜ

Measurements shown in inches. U.S. & Canada Patent Pending.

# Caterham™

Finish: Olde Bronze®  
Glass: Satin Etched Cased Opal  
Fixture Material: Cast Aluminum



**A** | 49638 OZ  
Indoor/Outdoor Chandelier



**B** | 49642 OZ  
Indoor/Outdoor Wall



**C** | 49643 OZ  
Indoor/Outdoor Wall



**D** | 49644 OZ  
Indoor/Outdoor Wall



**E** | 49641 OZ  
Indoor/Outdoor Ceiling



**F** | 49640 OZ  
Indoor/Outdoor Pendant



Shown with  
Post 9506 OZ

**G** | 49646 OZ  
Post Lantern

Caterham™

	ITEM #	FINISH	LIGHT SOURCE	DIMENSIONS	OVRL. H	EXTRA WIRE	CHAIN/STEM	EXT.	HCWO	NOTES
<b>A</b>	49638	OZ	(4) 100W (M)	21W x 12.75H	51	67	36	---	---	Ⓚ Additional chain 4927 OZ, additional stem 2999 OZ. Sloped ceiling kit included.
<b>B</b>	49642	OZ	(1) 100W (M)	6.5W x 11.75H	---	---	---	7.5	4	Ⓜ
<b>C</b>	49643	OZ	(1) 100W (M)	8W x 14.75H	---	---	---	9	4	Ⓜ
<b>D</b>	49644	OZ	(1) 150W (M)	10W x 17.5H	---	---	---	10.75	4.5	Ⓜ
<b>E</b>	49641	OZ	(3) 100W (M)	14.75W x 8.75H	---	---	---	---	---	Ⓚ
<b>F</b>	49640	OZ	(1) 100W (M)	6.5W x 10H	48	58	36	---	---	Ⓚ Additional chain 4927 OZ, additional stem 2999 OZ. Sloped ceiling kit included.
<b>G</b>	49646	OZ	(1) 100W (M)	10W x 16.75H	---	---	---	---	---	Ⓜ

Measurements shown in inches. U.S. & Canada Patent Pending.

# Stonebrook™

Finish: Architectural Bronze™  
 Glass: Satin Etched Cased Opal  
 Fixture Material: Aluminum



**A** | 49257 AZ  
Outdoor Wall



**B** | 49258 AZ  
Outdoor Wall

## Stonebrook™

	ITEM #	FINISH	LIGHT SOURCE	DIMENSIONS	EXT.	HCWO	NOTES
A	49257	AZ	(1) 100W (M)	6.5W x 17.75H	8.75	6.75	Ⓜ
B	49258	AZ	(1) 150W (M)	8.5W x 23.25H	11	8.75	Ⓜ

Measurements shown in inches. U.S. & Canada Patent Pending.



# Pacific Edge™

Finish: Polished Stainless Steel Marine Grade 316  
 Glass: Satin Etched Cased Opal  
 Fixture Material: Stainless Steel



**A** | 49345 PSS316  
Outdoor Wall



**B** | 49346 PSS316  
Outdoor Wall



Shown with  
Post 9595 BK

**C** | 49349 PSS316  
Post Lantern

## Pacific Edge™

ITEM #	FINISH	LIGHT SOURCE	DIMENSIONS	EXT.	HCWO	NOTES
<b>A</b> 49345	PSS316	(1) 100W (M)	8W x 13.25H	8.25	9.25	Ⓜ
<b>B</b> 49346	PSS316	(1) 150W (M)	9.5W x 16.5H	10.25	11.5	Ⓜ
<b>C</b> 49349	PSS316	(1) 150W (M)	9.5W x 18.75H	---	---	Ⓜ

Measurements shown in inches. U.S. & Canada Patent Pending.

# Pacific Edge™

Finish: Architectural Bronze™  
Glass: Satin Etched Cased Opal  
Fixture Material: Cast Aluminum



**A** | 49344 AZ  
Outdoor Wall



**B** | 49345 AZ  
Outdoor Wall



**C** | 49346 AZ  
Outdoor Wall



**D** | 49348 AZ  
Outdoor Pendant



**E** | 9557 AZ  
Outdoor Ceiling



Shown with  
Post 9506 AZ

**F** | 49349 AZ  
Post Lantern

### Pacific Edge™

	ITEM #	FINISH	LIGHT SOURCE	DIMENSIONS	OVRL. H	EXTRA WIRE	CHAIN/STEM	EXT.	HCWO	NOTES
<b>A</b>	49344	AZ	(1) 75W (M)	6W x 10.75H	---	---	---	6.5	7	Ⓜ
<b>B</b>	49345	AZ	(1) 100W (M)	8W x 13.25H	---	---	---	8.25	9.25	Ⓜ
<b>C</b>	49346	AZ	(1) 150W (M)	9.5W x 16.5H	---	---	---	9.75	9.5	Ⓜ
<b>D</b>	49348	AZ	(1) 100W (M)	8W x 13.75H	52	64	36	---	---	Ⓜ Additional stem 4927 AZ, additional stem 2999 AZ.
<b>E</b>	9557	AZ	(1) 100W (M)	10.5W x 6.25H	---	---	---	---	---	Ⓜ
<b>F</b>	49349	AZ	(1) 150W (M)	9.5W x 19H	---	---	---	---	---	Ⓜ

Measurements shown in inches. U.S. & Canada Patent Pending.

# Camden™

Finish: Anvil Iron  
Glass: Opal Etched  
Fixture Material: Cast Aluminum



**A** | 49119 AVI  
Outdoor Wall



**B** | 49120 AVI  
Outdoor Wall



**C** | 49121 AVI  
Outdoor Wall



**D** | 49122 AVI  
Outdoor Wall





**E** | 49124 AVI  
Outdoor Pendant



**F** | 49125 AVI  
Outdoor Ceiling



Shown with  
Post 9595 BK

**G** | 49123 AVI  
Post Lantern

Camden™

	ITEM #	FINISH	LIGHT SOURCE	DIMENSIONS	OVRL. H	EXTRA WIRE	CHAIN/STEM	EXT.	HCWO	NOTES
<b>A</b>	49119	AVI	(1) 100W (M)	5W x 11H	---	---	---	5.75	5.5	Ⓜ
<b>B</b>	49120	AVI	(2) 100W (M)	6.25W x 19.5H	---	---	---	7.25	9.75	Ⓜ
<b>C</b>	49121	AVI	(2) 75W (M)	7.25W x 22.5H	---	---	---	8.25	11.25	Ⓜ
<b>D</b>	49122	AVI	(3) 100W (M)	9W x 26H	---	---	---	11.25	---	Ⓜ ⓘ Variable height mounting hardware included. Junction box 5.75"-21.5".
<b>E</b>	49124	AVI	(1) 150W (M)	9.5W x 19H	93	30	72	---	---	Ⓜ ⓘ Additional chain 4927 AVI.
<b>F</b>	49125	AVI	(1) 75W (M) ✓	9.75W x 5.5H	---	---	---	---	---	Ⓜ
<b>G</b>	49123	AVI	(1) 150W (M)	9.5W x 17H	---	---	---	---	---	Ⓜ

Measurements shown in inches. U.S. & Canada Patent Pending.

# Toman™

Finish: Olde Bronze®

Glass: Satin Etched

Fixture Material: Aluminum



A | 49686 OZ  
49686 OZL16  
Outdoor Wall



B | 49687 OZ  
49687 OZL16  
Outdoor Wall



C | 49688 OZ  
49688 OZL16  
Outdoor Wall













**D** | 49689 OZ  
49689 OZL16  
Outdoor Pendant



Shown with  
Post 9506 OZ

**E** | 49690 OZ  
49690 OZL16  
Post Lantern

Toman™

	ITEM #	FINISH	LIGHT SOURCE	LED BULB OUTPUT	DIMENSIONS	OVRL. H	EXTRA WIRE	CHAIN/STEM	EXT.	HCWO	NOTES
A	49686	OZ	(1) 75W (M)	---	6W x 10.25H	---	---	---	6.5	2.75	Ⓜ
A	49686	OZL16	(1) 9W (M)  	3000K, 80 CRI, 800 Lumens, 89 LPW	6W x 10.25H	---	---	---	6.5	2.75	Ⓜ Dimmable.
B	49687	OZ	(1) 100W (M)	---	8W x 13.5H	---	---	---	8.75	3.75	Ⓜ
B	49687	OZL16	(1) 9W (M)  	3000K, 80 CRI, 800 Lumens, 89 LPW	8W x 13.5H	---	---	---	8.75	3.75	Ⓜ Dimmable.
C	49688	OZ	(1) 150W (M)	---	10W x 20H	---	---	---	11	4.25	Ⓜ
C	49688	OZL16	(1) 9W (M)  	3000K, 80 CRI, 800 Lumens, 89 LPW	10W x 20H	---	---	---	11	4.25	Ⓜ Dimmable.
D	49689	OZ	(1) 150W (M)	---	10W x 21.25H	96	28	72	---	---	Ⓜ Additional chain 4927 OZ.
D	49689	OZL16	(1) 9W (M)  	3000K, 80 CRI, 800 Lumens, 89 LPW	10W x 21.25H	96	28	72	---	---	Ⓜ Dimmable. Additional chain 4927 OZ.
E	49690	OZ	(1) 150W (M)	---	10W x 22H	---	---	---	---	---	Ⓜ
E	49690	OZL16	(1) 9W (M)  	3000K, 80 CRI, 800 Lumens, 89 LPW	10W x 22H	---	---	---	---	---	Ⓜ Dimmable.

© These devices comply with Title 47 of the FCC Regulations. Measurements shown in inches. U.S. & Canada Patent Pending.

# Bowen

Finish: Architectural Bronze™  
Glass: Satin Etched Cased Opal  
Fixture Material: Cast Aluminum



**A** | 49336 AZ  
Outdoor Wall



**B** | 49337 AZ  
Outdoor Wall



**C** | 49338 AZ  
Outdoor Wall



**D** | 49339 AZ  
Outdoor Wall





**E** | 49341 AZ  
Outdoor Pendant



**F** | 49343 AZ  
Outdoor Ceiling



Shown with  
Post 9506 AZ

**G** | 49342 AZ  
Post Lantern

Bowen

	ITEM #	FINISH	LIGHT SOURCE	DIMENSIONS	OVRL. H	EXTRA WIRE	CHAIN/STEM	EXT.	HCWO	NOTES
<b>A</b>	49336	AZ	(1) 75W (M)	5.5W x 9.5H	---	---	---	6.5	4	Ⓜ
<b>B</b>	49337	AZ	(1) 100W (M)	7.25W x 13H	---	---	---	8.5	5	Ⓜ
<b>C</b>	49338	AZ	(1) 150W (M)	9W x 15.75H	---	---	---	10.25	6	Ⓜ
<b>D</b>	49339	AZ	(2) 100W (M)	7.25W x 18H	---	---	---	8.5	5	Ⓜ
<b>E</b>	49341	AZ	(2) 100W (M)	7.25W x 20.25H	95	33	72	---	---	Ⓜ Additional chain 4927 AZ.
<b>F</b>	49343	AZ	(2) 75W (M) ✓	11W x 6.5H	---	---	---	---	---	Ⓜ
<b>G</b>	49342	AZ	(1) 150W (M)	9W x 18.5H	---	---	---	---	---	Ⓜ

Measurements shown in inches. U.S. & Canada Patent Pending.

# Celino™

Finish: Brushed Aluminum or Black  
 Glass: Etched Opal  
 Fixture Material: Aluminum



**A** | **9109 BA**  
Indoor/Outdoor Wall



**A** | **9109 BK**  
Indoor/Outdoor Wall

# Zolder™

Finish: Architectural Bronze™  
 Glass: Satin Etched Cased Opal  
 Fixture Material: Aluminum



**B** | **49149 AZ**  
Indoor/Outdoor Wall



**C** | **49151 AZ**  
Indoor/Outdoor Wall

## Celino™ and Zolder™

	ITEM #	FINISH	LIGHT SOURCE	DIMENSIONS	EXT.	HCWO	NOTES
<b>A</b>	9109	BA, BK	(1) 100W (M)	5W x 13.25H	5	10.25	Ⓜ
<b>B</b>	49149	AZ	(1) 60W (C) Ⓞ	4.5W x 17H	4.5	10.75	Ⓜ
<b>C</b>	49151	AZ	(2) 60W (C) Ⓞ	4.5W x 26.5H	4.5	13.25	Ⓜ

Measurements shown in inches. U.S. & Canada Patent Pending.

# Newport™

Finish: Architectural Bronze™ or Brushed Nickel  
 Glass: White Acrylic Diffuser and Housing



**A** | **6040 AZ**  
**10640 AZ**  
 Indoor/Outdoor Wall  
 ADA Compliant



**A** | **6040 NI**  
**10640 NI**  
 Indoor/Outdoor Wall  
 ADA Compliant



**B** | **6048 AZ**  
 Indoor/Outdoor Wall  
 ADA Compliant



**B** | **6048 NI**  
 Indoor/Outdoor Wall  
 ADA Compliant

## Newport™

	ITEM #	FINISH	LIGHT SOURCE	DIMENSIONS	EXT.	HCWO	NOTES
<b>A</b>	6040	AZ, NI	(1) 30W (M)	9.25W x 10.25H	3.75	5.5	W ♿
<b>A</b>	10640	AZ, NI	(1) 18W (GU24) ⚡	9.25W x 10.25H	3.75	5.5	W ♿
<b>B</b>	6048	AZ, NI	(2) 30W (M)	9.25W x 15.25H	3.75	7.75	W ♿

Measurements shown in inches. U.S. & Canada Patent Pending.



# Piedmont

Finish: Distressed Black  
Glass: White Vetro Mica  
Fixture Material: Cast Aluminum



# Piedmont

Finish: Distressed Black  
 Glass: White Vetro Mica  
 Fixture Material: Cast Aluminum



**A** | 49770 DBK  
Outdoor Wall



**B** | 49771 DBK  
Outdoor Wall



**C** | 49772 DBK  
Outdoor Wall



Shown with  
Post 9506 BK

**D** | 49773 DBK  
Post Lantern

## Piedmont

	ITEM #	FINISH	LIGHT SOURCE	DIMENSIONS	EXT.	HCWO	NOTES
<b>A</b>	49770	DBK	(1) 75W (M)	6.5W x 12H	7	7	Ⓜ
<b>B</b>	49771	DBK	(1) 100W (M)	8W x 15H	8	9	Ⓜ
<b>C</b>	49772	DBK	(1) 150W (M)	10W x 18H	10	11	Ⓜ
<b>D</b>	49773	DBK	(1) 150W (M)	10W x 20.75H	---	---	Ⓜ

Measurements shown in inches. U.S. & Canada Patent Pending.



# Harbor Bay

Finish: Black  
Glass: Etched Seeded  
Fixture Material: Aluminum



A | 49917 BK  
Outdoor Wall

# Harbor Bay

Finish: Black  
 Glass: Etched Seeded  
 Fixture Material: Aluminum



**B** | 49918 BK  
Outdoor Wall



**C** | 49919 BK  
Outdoor Wall



Shown with  
Post 9506 BK

**D** | 49920 BK  
Post Lantern

## Harbor Bay

	ITEM #	FINISH	LIGHT SOURCE	DIMENSIONS	EXT.	HCWO	NOTES
<b>A</b>	49917	BK	(1) 60W (M)	6W x 12.25H	7.75	3.75	Ⓜ
<b>B</b>	49918	BK	(1) 75W (M)	8W x 15.75H	10.25	3.75	Ⓜ
<b>C</b>	49919	BK	(1) 100W (M)	9.5W x 18.5H	12	3.75	Ⓜ
<b>D</b>	49920	BK	(1) 100W (M)	9.5W x 20.5H	---	---	Ⓜ

Measurements shown in inches. U.S. & Canada Patent Pending.



# Harbor Row™

The Harbor Row™ collection is an updated traditional outdoor design inspired by classic carriage lanterns, featuring a clear, seeded glass for a highly textured appearance and brass candle accents for a warm glow.





# Harbor Row™

Finish: Olde Bronze® with Gold Highlights  
Glass: Clear Seeded  
Fixture Material: Cast Aluminum



**A** | 49714 OZ  
Outdoor Wall



**B** | 49715 OZ  
Outdoor Wall



**C** | 49716 OZ  
Outdoor Wall



**D** | 49717 OZ  
Outdoor Pendant



Shown with  
Post 9506 OZ

**E** | 49718 OZ  
Post Lantern

### Harbor Row™

	ITEM #	FINISH	LIGHT SOURCE	DIMENSIONS	OVRL H	EXTRA WIRE	CHAIN/STEM	EXT.	HCWO	NOTES
<b>A</b>	49714	OZ	(2) 60W (C)	8.25W x 18.5H	---	---	---	7.75	12	Ⓜ
<b>B</b>	49715	OZ	(3) 60W (C)	10.5W x 23.25H	---	---	---	8	12.25	Ⓜ
<b>C</b>	49716	OZ	(4) 60W (C)	12.5W x 28.75H	---	---	---	9.25	14.75	Ⓜ
<b>D</b>	49717	OZ	(4) 60W (C)	10.5W x 27.25H	---	---	---	---	---	Ⓜ
<b>E</b>	49718	OZ	(4) 60W (C)	10.5W x 25.75H	100	14	72	---	---	Ⓜ Additional chain 4927 OZ.

Measurements shown in inches. U.S. & Canada Patent Pending.





# Bay Village™

Finish: Weathered Zinc  
Glass: Clear Seeded  
Fixture Material: Aluminum



A | 49930 WZC  
Outdoor Wall



# Bay Village™

Finish: Weathered Zinc  
 Glass: Clear Seeded  
 Fixture Material: Aluminum



**B** | 49933 WZC  
Outdoor Wall



**C** | 49931 WZC  
Outdoor Wall



**D** | 49932 WZC  
Outdoor Wall



Shown with  
Post 9506 WZC

**E** | 49934 WZC  
Post Lantern

## Bay Village™

	ITEM #	FINISH	LIGHT SOURCE	DIMENSIONS	OVRL. H	EXTRA WIRE	CHAIN/STEM	EXT.	HCWO	NOTES
<b>A</b>	49930	WZC	(2) 60W (C)	6.5W x 18.75H	---	---	---	9.25	12.75	W
<b>B</b>	49933	WZC	(4) 60W (C)	9.5W x 24.75H	99	17	72	---	---	D Additional chain 4927 WZC.
<b>C</b>	49931	WZC	(3) 60W (C)	8W x 23H	---	---	---	10.75	15.25	W
<b>D</b>	49932	WZC	(4) 60W (C)	9.5W x 27.25H	---	---	---	12.25	18.25	W
<b>E</b>	49934	WZC	(4) 60W (C)	9.5W x 27H	---	---	---	---	---	W

Measurements shown in inches. U.S. & Canada Patent Pending.

# Capanna™

Finish: Textured Black  
 Glass: Clear Water  
 Fixture Material: Aluminum



**A** | 49924 BKT  
Outdoor Wall



**B** | 49925 BKT  
Outdoor Wall



**C** | 49926 BKT  
Outdoor Wall



Shown with  
Post 9506 BK

**D** | 49927 BKT  
Post Lantern

## Capanna™

	ITEM #	FINISH	LIGHT SOURCE	DIMENSIONS	EXT.	HCWO	NOTES
A	49924	BKT	(1) 60W (M)	6.5W x 10.25H	7.75	2	Ⓜ
B	49925	BKT	(1) 75W (M)	8.5W x 13.25H	10	2.25	Ⓜ
C	49926	BKT	(1) 100W (M)	10.5W x 16H	12	2.25	Ⓜ
D	49927	BKT	(1) 100W (M)	10.5W x 18.25H	---	---	Ⓜ

Measurements shown in inches. U.S. & Canada Patent Pending.

# Fairfield

Finish: Olde Bronze®  
 Glass: Clear Seeded  
 Fixture Material: Cast Aluminum



**A** | 49892 OZ  
Outdoor Wall



**B** | 49893 OZ  
Outdoor Wall



**C** | 49894 OZ  
Outdoor Wall



Shown with  
Post 9506 OZ

**D** | 49895 OZ  
Post Lantern

## Fairfield

ITEM #	FINISH	LIGHT SOURCE	DIMENSIONS	EXT.	HCWO	NOTES	
A	49892	OZ	(1) 60W (M)	6W x 11H	7	3.5	Ⓜ
B	49893	OZ	(1) 75W (M)	7.5W x 14.5H	8.75	4.5	Ⓜ
C	49894	OZ	(1) 100W (M)	9W x 17.25H	10.25	4.5	Ⓜ
D	49895	OZ	(1) 100W (M)	9W x 19.25H	---	---	Ⓜ

Measurements shown in inches. U.S. & Canada Patent Pending.



# Wiscombe Park™

The outdoor lights from the transitional Wiscombe Park™ collection are the perfect fit for the outside of your home. The Weathered Zinc or Olde Bronze® finish enhances the clear seeded glass completing the look.







# Wiscombe Park™

Finish: Weathered Zinc  
Glass: Clear Seeded  
Fixture Material: Cast Aluminum



A | 49501 WZC  
Outdoor Wall



B | 49502 WZC  
Outdoor Wall



C | 49503 WZC  
Outdoor Wall



D | 49504 WZC  
Outdoor Wall



**E** | 49505 WZC  
Outdoor Pendant



**F** | 49277 WZC  
Outdoor Ceiling



Shown with  
Post 9506 BK

**G** | 49506 WZC  
Post Lantern

## Wiscombe Park™

	ITEM #	FINISH	LIGHT SOURCE	DIMENSIONS	OVRL. H	EXTRA WIRE	CHAIN/STEM	EXT.	HCWO	NOTES
<b>A</b>	49501	WZC	(1) 100W (M)	6W x 12.25H	---	---	---	6.5	7.5	Ⓜ
<b>B</b>	49502	WZC	(3) 60W (C)	7.5W x 21.75H	---	---	---	9.75	13.25	Ⓜ
<b>C</b>	49503	WZC	(4) 60W (C)	9W x 26.25H	---	---	---	11.5	15.75	Ⓜ
<b>D</b>	49504	WZC	(4) 60W (C)	11W x 30.5H	---	---	---	13.5	18.25	Ⓜ
<b>E</b>	49505	WZC	(4) 60W (C)	11W x 23H	97	17	72	---	---	Ⓧ Additional chain 4927 WZC.
<b>F</b>	49277	WZC	(2) 75W (M) Ⓧ	11.5W x 5.5H	---	---	---	---	---	Ⓧ
<b>G</b>	49506	WZC	(4) 60W (C)	9W x 23.25H	---	---	---	---	---	Ⓜ

Measurements shown in inches. U.S. & Canada Patent Pending.

# Wiscombe Park™

Finish: Olde Bronze® with Gold Highlights

Glass: Clear Seeded

Fixture Material: Cast Aluminum



A | 49501 OZ  
Outdoor Wall



B | 49502 OZ  
Outdoor Wall



C | 49503 OZ  
Outdoor Wall



D | 49504 OZ  
Outdoor Wall





**E** | 49505 OZ  
Outdoor Pendant



Shown with  
Post 9506 OZ

**F** | 49506 OZ  
Post Lantern

Wiscombe Park™

	ITEM #	FINISH	LIGHT SOURCE	DIMENSIONS	OVRLL. H	EXTRA WIRE	CHAIN/STEM	EXT.	HCWO	NOTES
<b>A</b>	49501	OZ	(1) 100W (M)	6W x 12.25H	---	---	---	6.5	7.5	Ⓜ
<b>B</b>	49502	OZ	(3) 60W (C)	7.5W x 21.75H	---	---	---	9.75	13.25	Ⓜ
<b>C</b>	49503	OZ	(4) 60W (C)	9W x 26.25H	---	---	---	11.5	15.75	Ⓜ
<b>D</b>	49504	OZ	(4) 60W (C)	11W x 30.5H	---	---	---	13.5	18.25	Ⓜ
<b>E</b>	49505	OZ	(4) 60W (C)	11W x 23H	97	17	72	---	---	Ⓜ Additional chain 4927 OZ.
<b>F</b>	49506	OZ	(4) 60W (C)	9W x 23.25H	---	---	---	---	---	Ⓜ

Measurements shown in inches. U.S. & Canada Patent Pending.

# Salisbury™

Finish: Black  
Glass: White Linen  
Fixture Material: Cast Aluminum



A | 9039 BK  
Outdoor Wall



B | 9040 BK  
Outdoor Wall



C | 9041 BK  
Outdoor Wall



D | 9042 BK  
Outdoor Wall



E | 9043 BK  
Outdoor Wall



F | 9099 BK  
Outdoor Wall



“ We have had this fixture on our front post for about five years now. Winter, spring, summer and fall. Its still beautiful and finish has not deteriorated at all. Very easy to change lightbulb. I had initially used a bulb in the 5000K colour range. Too bright. Lit up the front like the sun. Now use a CFL bulb in the 3000K range. Also have five wall mounted fixtures #9039BK on the house. ”

- Roger51 | Ottawa, Ontario, Canada | Salisbury 9938 BK



**G** | 9843 BK  
Outdoor Pendant



**H** | 9848 BK  
Outdoor Ceiling



Shown with  
Post 9506 BK

**J** | 9938 BK  
Post Lantern



Shown with  
Post 9506 BK

**K** | 9940 BK  
Post Lantern

Salisbury™

	ITEM #	FINISH	LIGHT SOURCE	DIMENSIONS	OVRL H	EXTRA WIRE	CHAIN/STEM	EXT.	HCWO	NOTES
<b>A</b>	9039	BK	(1) 60W (M)	6W x 10.25H	---	---	---	7.25	4.5	Ⓜ
<b>B</b>	9040	BK	(1) 100W (M)	8W x 19.5H	---	---	---	10.75	6.75	Ⓜ
<b>C</b>	9041	BK	(1) 100W (M)	8W x 19.25H	---	---	---	10.75	9.75	Ⓜ
<b>D</b>	9042	BK	(1) 150W (M)	10W x 24.25H	---	---	---	13.25	12.25	Ⓜ
<b>E</b>	9043	BK	(1) 200W (M)	12W x 29H	---	---	---	16.25	14.25	Ⓜ
<b>F</b>	9099	BK	(4) 60W (C)	15W x 42H	---	---	---	20	---	Ⓜ Ⓞ Variable height mounting hardware included. Height from center junction box 25.5"-17.5".
<b>G</b>	9843	BK	(1) 200W (M)	12W x 24.75H	99	22	72	---	---	Ⓞ Additional chain 4927 BK.
<b>H</b>	9848	BK	(2) 60W (M)	13.5W x 7.5H	---	---	---	---	---	Ⓞ
<b>J</b>	9938	BK	(1) 150W (M)	10W x 21.75H	---	---	---	---	---	Ⓜ
<b>K</b>	9940	BK	(1) 200W (M)	12W x 25.5H	---	---	---	---	---	Ⓜ

Measurements shown in inches. U.S. & Canada Patent Pending.

# Salisbury™

Finish: Rubbed Bronze™  
Glass: White Linen  
Fixture Material: Cast Aluminum



**A** | 9039 RZ  
Outdoor Wall



**B** | 9040 RZ  
Outdoor Wall



**C** | 9041 RZ  
Outdoor Wall



**D** | 9042 RZ  
Outdoor Wall



**E** | 9043 RZ  
Outdoor Wall



**F** | 9099 RZ  
Outdoor Wall





**G** | 9843 RZ  
Outdoor Pendant



**H** | 9848 RZ  
Outdoor Ceiling



Shown with  
Post 9506 AZ

**J** | 9938 RZ  
Post Lantern



Shown with  
Post 9506 AZ

**K** | 9940 RZ  
Post Lantern

## Salisbury™

	ITEM #	FINISH	LIGHT SOURCE	DIMENSIONS	OVRLL. H	EXTRA WIRE	CHAIN/STEM	EXT.	HCWO	NOTES
<b>A</b>	9039	RZ	(1) 60W (M)	6W x 10.25H	---	---	---	7.25	4.5	Ⓜ
<b>B</b>	9040	RZ	(1) 100W (M)	8W x 19.5H	---	---	---	10.75	6.75	Ⓜ
<b>C</b>	9041	RZ	(1) 100W (M)	8W x 19.25H	---	---	---	10.75	9.75	Ⓜ
<b>D</b>	9042	RZ	(1) 150W (M)	10W x 24.25H	---	---	---	13.25	12.25	Ⓜ
<b>E</b>	9043	RZ	(1) 200W (M)	12W x 29H	---	---	---	16.25	14.25	Ⓜ
<b>F</b>	9099	RZ	(4) 60W (C)	15W x 42H	---	---	---	20	---	Ⓜ ⓘ Variable height mounting hardware included. Height from center junction box 25.5"-17.5".
<b>G</b>	9843	RZ	(1) 200W (M)	12W x 24.75H	99	22	72	---	---	Ⓧ Additional chain 4927 RZ.
<b>H</b>	9848	RZ	(2) 60W (M)	13.5W x 7.5H	---	---	---	---	---	Ⓧ
<b>J</b>	9938	RZ	(1) 150W (M)	10W x 21.75H	---	---	---	---	---	Ⓜ
<b>K</b>	9940	RZ	(1) 200W (M)	12W x 25.5H	---	---	---	---	---	Ⓜ

Measurements shown in inches. U.S. & Canada Patent Pending.

# Mount Vernon

Finish: Black over Solid Brass  
 Glass: Clear Seeded  
 Fixture Material: Solid Brass



**A** | 9707 BK  
Outdoor Wall



**B** | 9708 BK  
Outdoor Wall



**C** | 9709 BK  
Outdoor Wall



**D** | 9704 BK  
Outdoor Wall

## Features



Also available in LED  
9708 OZLED

## Mount Vernon

	ITEM #	FINISH	LIGHT SOURCE	DIMENSIONS	EXT.	HCWO	NOTES
<b>A</b>	9707	BK	(1) 100W (M)	5.5W x 12.5H	6.25	5.25	Ⓜ
<b>B</b>	9708	BK	(1) 150W (M)	7.5W x 16.75H	8.25	6.75	Ⓜ
<b>C</b>	9709	BK	(1) 150W (M)	9.5W x 19.5H	10.25	7.25	Ⓜ
<b>D</b>	9704	BK	(4) 60W (C)	13W x 27.75H	13.75	11.25	Ⓜ

Measurements shown in inches. U.S. & Canada Patent Pending.



**E** | 9804 BK  
Outdoor Pendant



**F** | 9809 BK  
Outdoor Pendant



**G** | 9703 BK  
Outdoor Wall



Shown with  
Post 9506 BK

**H** | 9909 BK  
Post Lantern

## Mount Vernon

ITEM #	FINISH	LIGHT SOURCE	DIMENSIONS	OVRL. H	EXTRA WIRE	CHAIN/STEM	EXT.	HCWO	NOTES	
<b>E</b>	9804	BK	(4) 60W (C)	13W x 26.25H	100	13	72	---	---	ⓓ Additional chain 4927 BK.
<b>F</b>	9809	BK	(1) 150W (M)	9.5W x 18.5H	57	64	36	---	---	ⓓ Additional chain 4927 BK.
<b>G</b>	9703	BK	(6) 60W (C)	16W x 32.5H	---	---	---	17	12.25	Ⓜ
<b>H</b>	9909	BK	(1) 150W (M)	9.5W x 20.75H	---	---	---	---	---	Ⓜ

Measurements shown in inches. U.S. & Canada Patent Pending.

# Mount Vernon

Finish: Olde Bronze® over Solid Brass

Glass: Clear Seeded

Fixture Material: Solid Brass



**A** | 9707 OZ  
Outdoor Wall



**B** | 9708 OZ  
Outdoor Wall



**C** | 9709 OZ  
Outdoor Wall



**D** | 9704 OZ  
Outdoor Wall

## Features



Also available in LED  
9708 OZLED

## Mount Vernon

ITEM #	FINISH	LIGHT SOURCE	DIMENSIONS	EXT.	HCWO	NOTES	
A	9707	OZ	(1) 100W (M)	5.5W x 12.5H	6.25	5.25	Ⓢ
B	9708	OZ	(1) 150W (M)	7.5W x 16.75H	8.25	6.75	Ⓢ
C	9709	OZ	(1) 150W (M)	9.5W x 19.5H	10.25	7.25	Ⓢ
D	9704	OZ	(4) 60W (C)	13W x 27.75H	13.75	11.25	Ⓢ

Measurements shown in inches. U.S. & Canada Patent Pending.





**E** | 9804 OZ  
Outdoor Pendant



**F** | 9809 OZ  
Outdoor Pendant



**G** | 9703 OZ  
Outdoor Wall



Shown with  
Post 9506 OZ

**H** | 9909 OZ  
Post Lantern

### Mount Vernon

ITEM #	FINISH	LIGHT SOURCE	DIMENSIONS	OVRL. H	EXTRA WIRE	CHAIN/STEM	EXT.	HCWO	NOTES	
<b>E</b>	9804	OZ	(4) 60W (C)	13W x 26.25H	100	13	72	---	---	Ⓧ Additional chain 4927 OZ.
<b>F</b>	9809	OZ	(1) 150W (M)	9.5W x 18.5H	57	64	36	---	---	Ⓧ Additional chain 4927 OZ.
<b>G</b>	9703	OZ	(6) 60W (C)	16W x 32.5H	---	---	---	17	12.25	Ⓧ
<b>H</b>	9909	OZ	(1) 150W (M)	9.5W x 20.75H	---	---	---	---	---	Ⓧ

Measurements shown in inches. U.S. & Canada Patent Pending.

# McAdams™

Finish: Rubbed Bronze™  
 Glass: Light Umber Etched Seeded  
 Fixture Material: Cast Aluminum



**A** | 49271 RZ  
Outdoor Wall



**B** | 49272 RZ  
Outdoor Wall



Shown with  
Post 9510 OZ

**C** | 49274 RZ  
Post Lantern

## McAdams™

	ITEM #	FINISH	LIGHT SOURCE	DIMENSIONS	EXT.	HCWO	NOTES
<b>A</b>	49271	RZ	(1) 100W (M)	8W x 14H	9.5	6.5	Ⓜ
<b>B</b>	49272	RZ	(1) 150W (M)	10W x 17.5H	11.5	8	Ⓜ
<b>C</b>	49274	RZ	(1) 150W (M)	10W x 22.25H	---	---	Ⓜ

Measurements shown in inches. U.S. & Canada Patent Pending.

# Pallerton Way™

Finish: Olde Bronze® with Gold Highlights

Glass: Etched Seeded

Fixture Material: Cast Aluminum



**A** | 49579 OZ  
Outdoor Wall



**B** | 49580 OZ  
Outdoor Wall



Shown with  
Post 9506 OZ

**C** | 49583 OZ  
Post Lantern

## Pallerton Way™

ITEM #	FINISH	LIGHT SOURCE	DIMENSIONS	EXT.	HCWO	NOTES
A	49579 OZ	(1) 75W (M)	5.75W x 14.25H	6.25	9.75	W
B	49580 OZ	(1) 100W (M)	7.25W x 17.5H	8.5	6	W
C	49583 OZ	(1) 100W (M)	8.5W x 23H	---	---	W

Measurements shown in inches. U.S. & Canada Patent Pending.



# Tournai™

With its heavy textures, dark tones and fine attention to detail, the Tournai™ collection stands out from other outdoor lighting fixtures. Each lantern is hand-made from cast aluminum, offering quality construction that is sure to withstand even the harshest of weather conditions. Our exclusive Londonderry or Textured Black finish and clear seeded glass panels give the light its unique aged look.





# Tournai™

Finish: Londonderry™  
 Glass: Clear Seeded  
 Fixture Material: Cast Aluminum



**A** | 9355 LD  
Outdoor Wall



**B** | 9356 LD  
Outdoor Wall



**C** | 9357 LD  
Outdoor Wall



**D** | 9358 LD  
Outdoor Wall



**E** | 9359 LD  
Outdoor Wall



**F** | 9360 LD  
Outdoor Wall

## Tournai™

ITEM #	FINISH	LIGHT SOURCE	DIMENSIONS	EXT.	HCWO	NOTES
A	9355	LD	(1) 100W (M)	6W x 10.5H	7.75	4 <b>W</b>
B	9356	LD	(1) 150W (M)	7.5W x 18H	11.25	--- <b>W</b> <b>Ⓜ</b> Variable height mounting hardware included. Height from center junction box 5.75"-11.75".
C	9357	LD	(2) 60W (C)	10W x 24H	14.75	--- <b>W</b> <b>Ⓜ</b> Variable height mounting hardware included. Height from center junction box 6"-17.5".
D	9358	LD	(3) 60W (C)	11.75W x 29H	17.75	--- <b>W</b> <b>Ⓜ</b> Variable height mounting hardware included. Height from center junction box 6.5"-21.5".
E	9359	LD	(4) 60W (C)	14W x 37.75H	21	--- <b>W</b> <b>Ⓜ</b> Variable height mounting hardware included. Height from center junction box 11"-33.25".
F	9360	LD	(4) 100W (M)	17W x 46H	25	--- <b>W</b> <b>Ⓜ</b> Variable height mounting hardware included. Height from center junction box 16.25"-31.5".

Measurements shown in inches. U.S. & Canada Patent Pending.



Large Scale  
Hanging Lantern  
47.5" Inches Tall



**G** | 9568 LD  
Outdoor Pendant



**H** | 9564 LD  
Outdoor Pendant



**J** | 9855 LD  
Outdoor Pendant



Shown with  
Post 9523 LD

**K** | 9565 LD  
Post Lantern



Shown with  
Post 9506 OZ

**L** | 9559 LD  
Post Lantern



Shown with  
Post 9506 OZ

**M** | 9558 LD  
Post Lantern

## Tournai™

ITEM #	FINISH	LIGHT SOURCE	DIMENSIONS	OVRL. H	EXTRA WIRE	CHAIN/STEM	NOTES
<b>G</b>	9568	LD	(8) 100W (M) 25.5W x 47.5H	123	46	72	ⓓ ⓘ Additional chain 4930 LD.
<b>H</b>	9564	LD	(4) 100W (M) 17W x 33.5H	108	52	72	ⓓ ⓘ Additional chain 4908 LD.
<b>J</b>	9855	LD	(3) 60W (C) 12W x 24.75H	99	21	72	ⓓ ⓘ Additional chain 4927 LD.
<b>K</b>	9565	LD	(4) 100W (M) 17W x 37.5H	---	---	---	Ⓜ
<b>L</b>	9559	LD	(4) 60W (C) 14W x 30H	---	---	---	Ⓜ
<b>M</b>	9558	LD	(3) 60W (C) 12W x 27H	---	---	---	Ⓜ

Measurements shown in inches. U.S. & Canada Patent Pending.

# Tournai™

Finish: Textured Black  
 Glass: Clear Seeded  
 Fixture Material: Cast Aluminum



**A** | 9355 BKT  
Outdoor Wall



**B** | 9356 BKT  
Outdoor Wall



**C** | 9357 BKT  
Outdoor Wall



**D** | 9358 BKT  
Outdoor Wall



**E** | 9359 BKT  
Outdoor Wall



**F** | 9360 BKT  
Outdoor Wall

## Tournai™

ITEM #	FINISH	LIGHT SOURCE	DIMENSIONS	EXT.	HCWO	NOTES	
A	9355	BKT	(1) 100W (M)	6W x 10.5H	7.75	4	Ⓜ
B	9356	BKT	(1) 150W (M)	7.5W x 18H	11.25	---	Ⓜ ⓘ Variable height mounting hardware included. Height from center junction box 5.75"-11.75".
C	9357	BKT	(2) 60W (C)	10W x 24H	14.75	---	Ⓜ ⓘ Variable height mounting hardware included. Height from center junction box 6"-17.5".
D	9358	BKT	(3) 60W (C)	11.75W x 29H	17.75	---	Ⓜ ⓘ Variable height mounting hardware included. Height from center junction box 6.5"-21.5".
E	9359	BKT	(4) 60W (C)	14W x 37.75H	21	---	Ⓜ ⓘ Variable height mounting hardware included. Height from center junction box 11"-33.25".
F	9360	BKT	(4) 100W (M)	17W x 46H	25	---	Ⓜ ⓘ Variable height mounting hardware included. Height from center junction box 16.25"-31.5".

Measurements shown in inches. U.S. & Canada Patent Pending.



Large Scale  
Hanging Lantern  
47.5" Inches Tall



**G** | 9568 BKT  
Outdoor Pendant



**H** | 9564 BKT  
Outdoor Pendant



**J** | 9855 BKT  
Outdoor Pendant



Shown with  
Post 9523 BKT

**K** | 9565 BKT  
Post Lantern



Shown with  
Post 9506 BK

**L** | 9559 BKT  
Post Lantern



Shown with  
Post 9506 BK

**M** | 9558 BKT  
Post Lantern

Tournai™

	ITEM #	FINISH	LIGHT SOURCE	DIMENSIONS	OVRL. H	EXTRA WIRE	CHAIN/STEM	NOTES
<b>G</b>	9568	BKT	(8) 100W (M)	25.5W x 47.5H	123	46	72	Ⓛ ⓘ Additional chain 4930 BK.
<b>H</b>	9564	BKT	(4) 100W (M)	17W x 33.5H	108	52	72	Ⓛ ⓘ Additional chain 4908 BK.
<b>J</b>	9855	BKT	(3) 60W (C)	12W x 24.75H	99	21	72	Ⓛ ⓘ Additional chain 4927 BK.
<b>K</b>	9565	BKT	(4) 100W (M)	17W x 37.5H	---	---	---	Ⓛ
<b>L</b>	9559	BKT	(4) 60W (C)	14W x 30H	---	---	---	Ⓛ
<b>M</b>	9558	BKT	(3) 60W (C)	12W x 27H	---	---	---	Ⓛ

Measurements shown in inches. U.S. & Canada Patent Pending.

# Venetian Rain™

Finish: Brushed Bronze  
 Glass: Vertical Rain  
 Fixture Material: Cast Aluminum



**A** | 49131 BRZ  
Outdoor Wall



**B** | 49132 BRZ  
Outdoor Wall

## Venetian Rain™

	ITEM #	FINISH	LIGHT SOURCE	DIMENSIONS	EXT.	HCWO	NOTES
A	49131	BRZ	(2) 60W (C)	7.25W x 25.25H	10.5	6	Ⓜ
B	49132	BRZ	(3) 60W (C)	9.25W x 31H	13.5	6.75	Ⓜ

Measurements shown in inches. U.S. & Canada Patent Pending.

# Venetian Rain™

Finish: Black with Gold Highlights

Glass: Vertical Rain

Fixture Material: Cast Aluminum



**A** | 49131 BKG  
Outdoor Wall



**B** | 49132 BKG  
Outdoor Wall

## Venetian Rain™

	ITEM #	FINISH	LIGHT SOURCE	DIMENSIONS	EXT.	HCWO	NOTES
<b>A</b>	49131	BKG	(2) 60W (C)	7.25W x 25.25H	10.5	6	W
<b>B</b>	49132	BKG	(3) 60W (C)	9.25W x 31H	13.5	6.75	W

Measurements shown in inches. U.S. & Canada Patent Pending.

# Savannah Estates™

Finish: Olde Bronze® over Solid Brass

Glass: Clear Beveled

Fixture Material: Solid Brass



**A** | 9676 OZ  
Outdoor Wall



**B** | 9677 OZ  
Outdoor Wall



**C** | 9831 OZ  
Outdoor Pendant



**D** | 9631 OZ  
Outdoor Wall



**E** | 9931 OZ  
Post Lantern

Shown with  
Post 9506 OZ

## Savannah Estates™

	ITEM #	FINISH	LIGHT SOURCE	DIMENSIONS	OVRL. H	EXTRA WIRE	CHAIN/STEM	EXT.	HCWO	NOTES
<b>A</b>	9676	OZ	(2) 60W (C)	9.5W x 19.25H	---	---	---	9	10	Ⓜ
<b>B</b>	9677	OZ	(3) 60W (C)	12W x 24.75H	---	---	---	11.5	12	Ⓜ
<b>C</b>	9831	OZ	(4) 60W (C)	15W x 30.25H	105	12	72	---	---	Ⓜ Additional chain 4927 OZ.
<b>D</b>	9631	OZ	(4) 60W (C)	13W x 35H	---	---	---	16	18	Ⓜ ① Variable height mounting hardware included, junction box 18"-25.5".
<b>E</b>	9931	OZ	(3) 60W (C)	12.25W x 25H	---	---	---	---	---	Ⓜ

Measurements shown in inches. U.S. & Canada Patent Pending.



# Sausalito™

Finish: Olde Bronze®  
 Glass: Clear Ribbed Optic  
 Fixture Material: Aluminum



**A** | 9832 OZ  
Outdoor Pendant



**B** | 9412 OZ  
Outdoor Wall



**C** | 9452 OZ  
Outdoor Wall



Shown with  
Post 9506 OZ

**D** | 9932 OZ  
Post Lantern

## Sausalito™

ITEM #	FINISH	LIGHT SOURCE	DIMENSIONS	OVRL. H	EXTRA WIRE	CHAIN/STEM	EXT.	HCWO	NOTES	
A	9832	OZ	(3) 60W (C)	11.5W x 23H	97	15	72	---	---	Ⓧ Additional chain 4927 OZ.
B	9412	OZ	(1) 100W (M)	7W x 19.5H	---	---	---	9	7.5	Ⓧ
C	9452	OZ	(3) 60W (C)	9.5W x 24H	---	---	---	12	10	Ⓧ
D	9932	OZ	(3) 60W (C)	11.5W x 24.5H	---	---	---	---	---	Ⓧ

Measurements shown in inches. U.S. & Canada Patent Pending.

# Franceasi™

Finish: Olde Bronze®  
 Glass: Light Umber Etched Seeded  
 Fixture Material: Cast Aluminum



**A** | 49226 OZ  
Outdoor Wall



**B** | 49227 OZ  
Outdoor Wall



**C** | 49228 OZ  
Outdoor Wall



**D** | 49229 OZ  
Outdoor Wall

## Features



Also available in  
LED 49227 OZLED

## Franceasi™

ITEM #	FINISH	LIGHT SOURCE	DIMENSIONS	EXT.	HCWO	NOTES	
A	49226	OZ	(1) 100W (M)	5.5W x 14.5H	7.25	4.5	Ⓜ
B	49227	OZ	(1) 100W (M)	7W x 18H	9	5.75	Ⓜ
C	49228	OZ	(1) 100W (M)	8.5W x 22H	10.5	7.5	Ⓜ
D	49229	OZ	(1) 150W (M)	10W x 25H	12.25	8.75	Ⓜ

Measurements shown in inches. U.S. & Canada Patent Pending.

# Turlee™

Finish: Black  
 Shades: Satin Etched  
 Fixture Material: Cast Aluminum



**A** | 49654 BK  
Outdoor Wall



**B** | 49655 BK  
Outdoor Wall



**C** | 49656 BK  
Outdoor Wall



Shown with  
Post 9510 BK

**D** | 49657 BK  
Post Lantern

## Turlee™

	ITEM #	FINISH	LIGHT SOURCE	DIMENSIONS	EXT.	HCWO	NOTES
<b>A</b>	49654	BK, OZ	(1) 100W (M)	6W x 11H	7.25	3.5	W
<b>B</b>	49655	BK, OZ	(1) 100W (M)	8W x 14.25H	9.25	3.5	W
<b>C</b>	49656	BK, OZ	(1) 100W (M)	9.5W x 17.25H	10.75	4.5	W
<b>D</b>	49657	OZ, BK	(1) 100W (M)	9.5W x 20.5H	---	---	W

Measurements shown in inches. U.S. & Canada Patent Pending.

# Bay Shore™

Finish: Lifebrite™ Polished Brass over Solid Brass

Glass: Clear Beveled Panels

Fixture Material: Solid Brass with Lifebrite™



**A** | **9711 PB**  
Outdoor Wall



**B** | **9712 PB**  
Outdoor Wall



**C** | **9713 PB**  
Outdoor Wall



Shown with  
Post 9506 BK

**D** | **9913 PB**  
Post Lantern

## Bay Shore™

ITEM #	FINISH	LIGHT SOURCE	DIMENSIONS	EXT.	HCWO	NOTES
A	9711 PB	(1) 100W (M)	5.75W x 10.25H	6.75	3.75	W
B	9712 PB	(1) 100W (M)	7W x 15.5H	7.75	12	W
C	9713 PB	(1) 100W (M)	9.25W x 20H	10.75	15.5	W
D	9913 PB	(1) 100W (M)	9.25W x 22.5H	---	---	W

Measurements shown in inches. U.S. & Canada Patent Pending.



# Grove Mill™

Finish: Lifebrite™ Polished Brass over Solid Brass

Shades: Clear Beveled Panels

Fixture Material: Solid Brass with Lifebrite™



**A** | 9889 PB  
Outdoor Pendant



**B** | 9409 PB  
Outdoor Wall



**C** | 9439 PB  
Outdoor Wall



**D** | 9489 PB  
Outdoor Wall



Shown with  
Post 9506 BK

**E** | 9989 PB  
Post Lantern

## Grove Mill™

	ITEM #	FINISH	LIGHT SOURCE	DIMENSIONS	OVRL. H	EXTRA WIRE	CHAIN/STEM	EXT.	HCWO	NOTES
<b>A</b>	9889	PB	(3) 60W (C)	11.5W x 21.25H	96	22	72	---	---	Ⓚ Additional chain 2979 PB.
<b>B</b>	9409	PB	(1) 100W (M)	7.5W x 12.25H	---	---	---	7	9.25	Ⓜ
<b>C</b>	9439	PB	(2) 60W (C)	9.5W x 20H	---	---	---	9.5	10	Ⓜ
<b>D</b>	9489	PB	(3) 60W (C)	11.25W x 23.75H	---	---	---	11.25	12	Ⓜ
<b>E</b>	9989	PB	(3) 60W (C)	11.25W x 25.25H	---	---	---	---	---	Ⓜ

Measurements shown in inches. U.S. & Canada Patent Pending.

# Townhouse™

Finish: Black or Tannery Bronze™  
 Glass: Clear Curved Beveled Panels  
 Fixture Material: Cast Aluminum



**A** | 9788 BK, TZ  
Outdoor Wall



**B** | 9789 BK, TZ  
Outdoor Wall



**C** | 9790 BK, TZ  
Outdoor Wall



**D** | 9791 BK, TZ  
Outdoor Wall



**E** | 9886 BK, TZ  
Outdoor Ceiling



**F** | 49185 BK, TZ  
Outdoor Wall



**G** | 9892 BK, TZ  
Outdoor Pendant



**H** | 9992 BK, TZ  
Post Lantern

## Finishes



## Townhouse™

ITEM #	FINISH	LIGHT SOURCE	DIMENSIONS	OVRL. H	EXTRA WIRE	CHAIN/STEM	EXT.	HCWO	NOTES
A	9788 BK, TZ	(1) 100W (M)	6.5W x 11.75H	---	---	---	6.5	2.75	W
B	9789 BK, TZ	(1) 100W (M)	7.25W x 15.25H	---	---	---	9	4.5	W
C	9790 BK, TZ	(1) 100W (M)	7.25W x 21.5H	---	---	---	9.75	15.75	W
D	9791 BK, TZ	(1) 100W (M)	9.25W x 26.75H	---	---	---	10.25	21	W
E	9886 BK, TZ	(2) 40W (C) ❖	12W x 7H	---	---	---	---	---	D
F	49185 BK, TZ	(3) 60W (C)	12.25W x 31H	---	---	---	12.25	23.5	W
G	9892 BK, TZ	(1) 100W (M)	9.5W x 23.5H	99	63	72	---	---	D Additional chain 4927 BK, TZ.
H	9992 BK, TZ	(1) 100W (M)	9.25W x 24H	---	---	---	---	---	W

Measurements shown in inches. U.S. & Canada Patent Pending.

# Courtyard™

Finish: Rubbed Bronze™ or Textured Black

Glass: Clear Seeded

Fixture Material: Cast Aluminum



**A** | 9035 BKT, RZ  
Outdoor Wall



**B** | 9034 BKT, RZ  
Outdoor Wall



**C** | 9033 BKT, RZ  
Outdoor Wall



**D** | 9032 BKT, RZ  
Outdoor Wall



**E** | 9060 BKT, RZ  
Outdoor Wall



**F** | 9539 BKT, RZ  
Outdoor Pendant



**G** | 9532 BKT, RZ  
Post Lantern



**H** | 9533 BKT, RZ  
Post Lantern



**J** | 9538 BKT, RZ  
Outdoor Ceiling

## Finishes



## Courtyard™

ITEM #	FINISH	LIGHT SOURCE	DIMENSIONS	OVRLL. H	EXTRA WIRE	CHAIN/STEM	EXT.	HCWO	NOTES
A	9035 BKT, RZ	(3) 60W (C)	12.25W x 26.5H	---	---	---	16.5	12.5	W
B	9034 BKT, RZ	(3) 60W (C)	10.25W x 22.25H	---	---	---	13.5	9	W
C	9033 BKT, RZ	(1) 150W (M)	8.25W x 17.75H	---	---	---	11	7.75	W
D	9032 BKT, RZ	(1) 100W (M)	6.25W x 11H	---	---	---	7	3.5	W
E	9060 BKT, RZ	(3) 100W (M)	13.5W x 40.5H	---	---	---	18	18	W ① Variable height mounting hardware included. Junction box 18"-24".
F	9539 BKT, RZ	(3) 60W (C)	12.25W x 21.5H	96	66	72	---	---	D Additional chain 4927 BK, RZ.
G	9532 BKT, RZ	(1) 200W (M)	10.25W x 23.75H	---	---	---	---	---	W
H	9533 BKT, TZ	(3) 60W (C)	12.25W x 27H	---	---	---	---	---	W
J	9538 BKT, RZ	(3) 40W (C) ✓	12.25W x 6.25H	---	---	---	---	---	D

Measurements shown in inches. U.S. & Canada Patent Pending.

# Chesapeake™

Finish: Black  
Glass: Satin Etched Panels

Finish: Tannery Bronze™  
Glass: Clear Beveled Panels



**A** | 9774 BKS  
Outdoor Wall



**B** | 9776 BKS  
Outdoor Wall



**C** | 9886 TZ  
Outdoor Ceiling



Shown with  
Post 9510 BK

**D** | 49256 BKS  
Post Lantern



**E** | 49255 BKS  
Outdoor Wall



**F** | 49255 TZ  
Outdoor Wall

## Chesapeake™

	ITEM #	FINISH	LIGHT SOURCE	DIMENSIONS	EXT.	HCWO	NOTES
A	9774	BKS	(1) 60W (M)	5.5W x 10.25H	6.25	2.25	Ⓜ
B	9776	BKS	(1) 100W (M)	6.5W x 11.75H	8	3.25	Ⓜ
C	9886	TZ	(2) 40W (C) ❖	12W x 7H	---	---	Ⓛ
D	49256	BKS	(1) 100W (M)	6.5W x 18H	---	---	Ⓜ
E	49255	BKS	(1) 100W (M)	6.5W x 17H	7.75	14	Ⓜ
F	49255	TZ	(1) 100W (M)	6.5W x 17H	7.75	14	Ⓜ

Measurements shown in inches. U.S. & Canada Patent Pending.



# Chesapeake™

Finish: White  
Glass: Clear Beveled Panels



**A** | 9774 WH  
Outdoor Wall



**B** | 9776 WH  
Outdoor Wall



**C** | 9322 WH  
Outdoor Ceiling



**D** | 9777 WH  
Outdoor Wall



**E** | 49255 WH  
Outdoor Wall



**F** | 49256 WH  
Post Lantern

Shown with  
Post 9501 WH

## Chesapeake™

	ITEM #	FINISH	LIGHT SOURCE	DIMENSIONS	EXT.	HCWO	NOTES
<b>A</b>	9774	WH	(1) 60W (M)	5.5W x 10.25H	6.25	2.25	Ⓜ
<b>B</b>	9776	WH	(1) 100W (M)	6.5W x 11.75H	8	3.25	Ⓜ
<b>C</b>	9322	WH	(2) 60W (M) ✓	10.5W x 5.5H	---	---	Ⓧ
<b>D</b>	9777	WH	(3) 60W (C)	7.25W x 14.75H	8.5	3	Ⓜ
<b>E</b>	49255	WH	(1) 100W (M)	6.5W x 17H	7.75	14	Ⓜ
<b>F</b>	49256	WH	(1) 100W (M)	6.5W x 18H	---	---	Ⓜ

Measurements shown in inches. U.S. & Canada Patent Pending.

# Chesapeake™

Finish: Black  
Glass: Clear Beveled Panels



**A** | 9774 BK  
Outdoor Wall



**B** | 9776 BK  
Outdoor Wall



**C** | 9886 BK  
Outdoor Ceiling



**D** | 9777 BK  
Outdoor Wall



**E** | 49255 BK  
Outdoor Wall



**F** | 49256 BK  
Post Lantern

Shown with  
Post 9506 BK

## Chesapeake™

ITEM #	FINISH	LIGHT SOURCE	DIMENSIONS	EXT.	HCWO	NOTES	
A	9774	BK	(1) 60W (M)	5.5W x 10.25H	6.25	2.25	Ⓜ
B	9776	BK	(1) 100W (M)	6.5W x 11.75H	8	3.25	Ⓜ
C	9886	BK	(2) 40W (C) ❖	12W x 7H	---	---	Ⓜ
D	9777	BK	(3) 60W (C)	7.25W x 14.75H	8.5	3	Ⓜ
E	49255	BK	(1) 100W (M)	6.5W x 17H	7.75	14	Ⓜ
F	49256	BK	(1) 100W (M)	6.5W x 18H	---	---	Ⓜ

Measurements shown in inches. U.S. & Canada Patent Pending.

# Embassy Row

Finish: Olde Bronze® over Solid Brass  
 Glass: Clear Beveled Panels  
 Fixture Material: Solid Brass



**A** | 9785 OZ  
Outdoor Wall



**B** | 9784 OZ  
Outdoor Wall



**C** | 9783 OZ  
Outdoor Wall



**D** | 9885 OZ  
Outdoor Pendant



**E** | 9985 OZ  
Post Lantern

Shown with  
Post 9506 OZ

## Embassy Row

	ITEM #	FINISH	LIGHT SOURCE	DIMENSIONS	OVRLL. H	EXTRA WIRE	CHAIN/STEM	EXT.	HCWO	NOTES
<b>A</b>	9785	OZ	(3) 60W (C)	10.5W x 21H	---	---	---	9.75	8.25	Ⓜ
<b>B</b>	9784	OZ	(1) 100W (M)	8.25W x 14.75H	---	---	---	8	5.5	Ⓜ
<b>C</b>	9783	OZ	(1) 100W (M)	7W x 10.75H	---	---	---	7	4	Ⓜ
<b>D</b>	9885	OZ	(3) 60W (C)	10.5W x 19.5H	94	20	72	---	---	Ⓜ Additional chain 4927 OZ.
<b>E</b>	9985	OZ	(3) 60W (C)	10.5W x 20.75H	---	---	---	---	---	Ⓜ

Measurements shown in inches. U.S. & Canada Patent Pending.

# Kirkwood™

Finish: Tannery Bronze™  
 Glass: Clear Seeded  
 Fixture Material: Cast Aluminum



**A** | 9028 TZ  
Outdoor Wall



**B** | 9029 TZ  
Outdoor Wall



**C** | 9030 TZ  
Outdoor Wall



**D** | 9859 TZ  
Outdoor Ceiling



**E** | 9810 TZ  
Outdoor Pendant



Shown with  
Post 9506 TZ

**F** | 9918 TZ  
Post Lantern

## Kirkwood™

ITEM #	FINISH	LIGHT SOURCE	DIMENSIONS	OVRLL. H	EXTRA WIRE	CHAIN/STEM	EXT.	HCWO	NOTES
A	9028	TZ	(1) 100W (M)	6.5W x 13H	---	---	7.5	8	Ⓜ
B	9029	TZ	(1) 150W (M)	8.5W x 17H	---	---	9.5	10.25	Ⓜ
C	9030	TZ	(3) 60W (C)	9.75W x 21H	---	---	11.5	13	Ⓜ
D	9859	TZ	(1) 100W (M) ✓	7.25W x 7.25H	---	---	---	---	Ⓧ
E	9810	TZ	(1) 150W (M)	8.5W x 18H	92	28	72	---	Ⓧ Additional chain 4927 TZ.
F	9918	TZ	(3) 60W (C)	9.75W x 23.5H	---	---	---	---	Ⓜ

Measurements shown in inches. U.S. & Canada Patent Pending.



# Kirkwood™

Finish: Black  
 Glass: Clear Seeded  
 Fixture Material:  
 Cast Aluminum



**A** | 9028 BK  
Outdoor Wall



**B** | 9029 BK  
Outdoor Wall



**C** | 9030 BK  
Outdoor Wall



**D** | 9859 BK  
Outdoor Ceiling



**E** | 9810 BK  
Outdoor Pendant



**F** | 9918 BK  
Post Lantern

Shown with  
Post 9506 BK

## Kirkwood™

	ITEM #	FINISH	LIGHT SOURCE	DIMENSIONS	OVRLL. H	EXTRA WIRE	CHAIN/STEM	EXT.	HCWO	NOTES
<b>A</b>	9028	BK	(1) 100W (M)	6.5W x 13H	---	---	---	7.5	8	Ⓜ
<b>B</b>	9029	BK	(1) 150W (M)	8.5W x 17H	---	---	---	9.5	10.25	Ⓜ
<b>C</b>	9030	BK	(3) 60W (C)	9.75W x 21H	---	---	---	11.5	13	Ⓜ
<b>D</b>	9859	BK	(1) 100W (M) ✓	7.25W x 7.25H	---	---	---	---	---	Ⓧ
<b>E</b>	9810	BK	(1) 150W (M)	8.5W x 18H	92	28	72	---	---	Ⓧ Additional chain 4927 BK.
<b>F</b>	9918	BK	(3) 60W (C)	9.75W x 23.5H	---	---	---	---	---	Ⓜ

Measurements shown in inches. U.S. & Canada Patent Pending.

# Madison Fluorescent

Finish: Tannery Bronze™  
 Glass: Umber Linen  
 Fixture Material: Cast Aluminum



**A** | **10953 TZ**  
Outdoor Wall



**B** | **10954 TZ**  
Outdoor Wall

## Madison Fluorescent

	ITEM #	FINISH	LIGHT SOURCE	DIMENSIONS	EXT.	HCWO	NOTES
A	10953	TZ	(1) 13W (GU24)	8W x 19.75H	8.5	15.5	
B	10954	TZ	(1) 13W (GU24)	9.25W x 17H	10.25	6.5	

Measurements shown in inches. U.S. & Canada Patent Pending.

# Madison

Finish: Black, Tannery Bronze™ or White

Glass: Clear Beveled

Fixture Material: Cast Aluminum



**A** | 9653 BK, TZ, WH  
Outdoor Wall



**B** | 9655 BK, TZ  
Outdoor Wall



**C** | 9650 BK, TZ, WH  
Outdoor Wall



**D** | 9654 BK, TZ, WH  
Outdoor Wall



**E** | 9850 BK, TZ  
Outdoor Ceiling




**F** | 9805 BK, TZ, WH  
Outdoor Pendant



**G** | 9956 BK, TZ  
Post Lantern

Shown with Post 9506 BK

## Available Finishes



## Madison

ITEM #	FINISH	LIGHT SOURCE	DIMENSIONS	OVRL. H	EXTRA WIRE	CHAIN/STEM	EXT.	HCWO	NOTES
A	9653 BK, TZ, WH	(1) 100W (M)	8W x 19.75H	---	---	---	8.5	15.5	W
B	9655 BK, TZ	(1) 100W (M)	9.25W x 17H	---	---	---	10.25	6.5	W
C	9650 BK, TZ, WH	(1) 100W (M)	8W x 14.75H	---	---	---	8.5	4.25	W
D	9654 BK, TZ, WH	(1) 150W (M)	9.5W x 22.75H	---	---	---	10	16.5	W
E	9850 BK, TZ	(2) 60W (C) ♦	10.75W x 7.25H	---	---	---	---	---	D
F	9805 BK, TZ, WH	(1) 100W (M)	9.25W x 13.5H	88	32	72	---	---	D Additional chain 4927 BK, TZ, WH.
G	9956 BK, TZ	(1) 150W (M)	9.5W x 21.5H	---	---	---	---	---	W

Measurements shown in inches. U.S. & Canada Patent Pending.

# Barrie™

Finish: Black  
 Glass: Clear Beveled  
 Fixture Material: Cast Aluminum



**A** | 9794 BK  
 9794 BKL16  
 Outdoor Wall



**B** | 49183 BK  
 49183 BKL16  
 Outdoor Wall



**C** | 9735 BK  
 Outdoor Wall









**D** | 49186 BK  
 49186 BKL16  
 Outdoor Wall



**E** | 9736 BK  
 Outdoor Wall

## Barrie™

	ITEM #	FINISH	LIGHT SOURCE	LED BULB OUTPUT	DIMENSIONS	EXT.	HCWO	NOTES
A	9794	BK	(1) 100W (M)	---	4.75W x 8.5H	5.75	2.5	Ⓜ
A	9794	BKL16	(1) 9W (M)  	3000K, CRI, 800 Lumens, 89 LPW	4.75W x 8.5H	5.75	2.5	Ⓜ Dimmable.
B	49183	BK	(1) 100W (M)	---	6.25W x 10.25H	6.5	1.75	Ⓜ
B	49183	BKL16	(1) 9W (M)  	3000K, CRI, 800 Lumens, 89 LPW	6.25W x 10.25H	6.5	1.75	Ⓜ Dimmable.
C	9735	BK	(1) 100W (M)	---	8W x 15.5H	8	6.25	Ⓜ
D	49186	BK	(1) 100W (M)	---	9.75W x 18.75H	9.5	7.75	Ⓜ
D	49186	BKL16	(1) 9W (M)  	3000K, CRI, 800 Lumens, 89 LPW	9.75W x 18.75H	9.5	7.75	Ⓜ Dimmable.
E	9736	BK	(1) 100W (M)	---	8W x 21.75H	8	15	Ⓜ

Measurements shown in inches. U.S. & Canada Patent Pending.





**F** | 9835 BK  
9835 BKL16  
Outdoor Pendant



**G** | 9886 BK  
Outdoor Ceiling



Shown with  
Post 9506 BK

**H** | 9935 BK  
9935 BKL16  
Post Lantern



Shown with  
Post 9506 BK

**J** | 49187 BK  
49187 BKL16  
Post Lantern

## Barrie™

	ITEM #	FINISH	LIGHT SOURCE	LED BULB OUTPUT	DIMENSIONS	OVRLL. H	EXTRA WIRE	CHAIN/STEM	NOTES
<b>F</b>	9835	BK	(1) 100W (M)	---	8W x 13.5H	88	69	72	Ⓟ Additional chain 4927 BK.
<b>F</b>	9835	BKL16	(1) 9W (M)	3000K, CRI, 800 Lumens, 89 LPW	8W x 13.5H	88	69	72	Ⓟ Dimmable. Additional chain 4927 BK.
<b>G</b>	9886	BK	(2) 40W (C)	---	12W x 7H	---	---	---	Ⓟ
<b>H</b>	9935	BK	(1) 100W (M)	---	8W x 16H	---	---	---	Ⓜ
<b>H</b>	9935	BKL16	(1) 9W (M)	3000K, CRI, 800 Lumens, 89 LPW	8W x 16H	---	---	---	Ⓜ Dimmable.
<b>J</b>	49187	BK	(1) 100W (M)	---	9.75W x 18H	---	---	---	Ⓜ
<b>J</b>	49187	BKL16	(1) 9W (M)	3000K, CRI, 800 Lumens, 89 LPW	9.75W x 18H	---	---	---	Ⓜ Dimmable.

Measurements shown in inches. U.S. & Canada Patent Pending.

# Barrie™

Finish: Tannery Bronze™  
 Glass: Clear Beveled  
 Fixture Material: Cast Aluminum



**A** | 9794 TZ  
 9794 TZL16  
 Outdoor Wall



**B** | 49183 TZ  
 49183 TZL16  
 Outdoor Wall



**C** | 9735 TZ  
 Outdoor Wall



**D** | 49186 TZ  
 49186 TZL16  
 Outdoor Wall



**E** | 9736 TZ  
 Outdoor Wall

## Barrie™

	ITEM #	FINISH	LIGHT SOURCE	LED BULB OUTPUT	DIMENSIONS	EXT.	HCWO	NOTES
A	9794	TZ	(1) 100W (M)	---	4.75W x 8.5H	5.75	2.5	Ⓜ
A	9794	TZL16	(1) 9W (M)	3000K, CRI, 800 Lumens, 89 LPW	4.75W x 8.5H	5.75	2.5	Ⓜ Dimmable.
B	49183	TZ	(1) 100W (M)	---	6.25W x 10.25H	6.5	1.75	Ⓜ
B	49183	TZL16	(1) 9W (M)	3000K, CRI, 800 Lumens, 89 LPW	6.25W x 10.25H	6.5	1.75	Ⓜ Dimmable.
C	9735	TZ	(1) 100W (M)	---	8W x 15.5H	8	6.25	Ⓜ
D	49186	TZ	(1) 100W (M)	---	9.75W x 18.75H	9.5	7.75	Ⓜ
D	49186	TZL16	(1) 9W (M)	3000K, CRI, 800 Lumens, 89 LPW	9.75W x 18.75H	9.5	7.75	Ⓜ Dimmable.
E	9736	TZ	(1) 100W (M)	---	8W x 21.75H	8	15	Ⓜ

Measurements shown in inches. U.S. & Canada Patent Pending.



**F** | 9835 TZ  
9835 TZL16  
Outdoor Pendant



**G** | 9886 TZ  
Outdoor Ceiling



Shown with  
Post 9506 TZ

**H** | 9935 TZ  
9935 TZL16  
Post Lantern



Shown with  
Post 9595 TZ

**J** | 49187 TZ  
49187 TZL16  
Post Lantern

Barrie™

	ITEM #	FINISH	LIGHT SOURCE	LED BULB OUTPUT	DIMENSIONS	OVRL. H	EXTRA WIRE	CHAIN/STEM	NOTES
F	9835	TZ	(1) 100W (M)	---	8W x 13.5H	88	69	72	Ⓟ Additional chain 4927 TZ.
F	9835	TZL16	(1) 9W (M)	3000K, CRI, 800 Lumens, 89 LPW	8W x 13.5H	88	69	72	Ⓟ Dimmable. Additional chain 4927 TZ.
G	9886	TZ	(2) 40W (C)	---	12W x 7H	---	---	---	Ⓟ
H	9935	TZ	(1) 100W (M)	---	8W x 16H	---	---	---	Ⓟ
H	9935	TZL16	(1) 9W (M)	3000K, CRI, 800 Lumens, 89 LPW	8W x 16H	---	---	---	Ⓟ Dimmable.
J	49187	TZ	(1) 100W (M)	---	9.75W x 18H	---	---	---	Ⓟ
J	49187	TZL16	(1) 9W (M)	3000K, CRI, 800 Lumens, 89 LPW	9.75W x 18H	---	---	---	Ⓟ Dimmable.

Measurements shown in inches. U.S. & Canada Patent Pending.

# Outdoor Wall



**A** | 9611 WH  
Outdoor Wall



**A** | 9611 SS  
Outdoor Wall



**B** | 9618 SS  
Outdoor Wall

# Outdoor Wall

	ITEM #	FINISH	LIGHT SOURCE	DIMENSIONS	EXT.	HCWO	NOTES
<b>A</b>	9611	SS, WH	(1) 60W (M)	5W x 8.25H	5.75	5.25	Ⓜ
<b>B</b>	9618	SS	(1) 100W (M)	5.75W x 10H	6.25	3.25	Ⓜ

Measurements shown in inches. U.S. & Canada Patent Pending.



# Outdoor Wall



A | 9611 BK  
Outdoor Wall



A | 9611 TZ  
Outdoor Wall



A | 9611 OZ  
Outdoor Wall



B | 9618 OZ  
Outdoor Wall



“ This lantern is outside of our door that leads to the deck. It still works great and looks great after three years. Going to order a couple more of them for the main side of the deck. ”

- leesa1 | Baltimore, MD | 9611 BK

## Outdoor Wall

	ITEM #	FINISH	LIGHT SOURCE	DIMENSIONS	EXT.	HCWO	NOTES
A	9611	BK, OZ, TZ	(1) 60W (M)	5W x 8.25H	5.75	5.25	W
B	9618	OZ	(1) 100W (M)	5.75W x 10H	6.25	3.25	W

Measurements shown in inches. U.S. & Canada Patent Pending.

# Outdoor Wall



**B** | 9095 AZ  
Outdoor Wall



**A** | 49110 AVI  
Leeds™ Outdoor Wall



**C** | 11320 BKTLED  
Outdoor Wall

## Outdoor Wall

	ITEM #	FINISH	LIGHT SOURCE	LED OUTPUT	DIMENSIONS	EXT.	HCWO		NOTES
<b>A</b>	49110	AVI	(1) 100W (M)	---	5.75W x 12.25H	5.25	6.25	Ⓜ	
<b>B</b>	9095	AZ	(1) 100W (M)	---	7W x 12H	5.5	6	Ⓜ Ⓞ	
<b>C</b>	11320	BKTLED	(1) 16 Ⓞ	3000K, 90 CRI, 875 Lumens, 55 LPW	10W x 13H	5.25	7	Ⓜ Dimmable.	

Measurements shown in inches. U.S. & Canada Patent Pending.



**D** | 6052 AZ, WH  
Outdoor Wall



**E** | 6051 AZ, WH  
Outdoor Wall



**F** | 10923 BK, TZ  
Outdoor Wall



**G** | 1148 BK, TZ, WH  
Outdoor Wall

Available Finishes



Outdoor Wall

ITEM #	FINISH	LIGHT SOURCE	DIMENSIONS	EXT.	HCWO	NOTES
<b>D</b>	6052 AZ, WH	(2) 150W (M)	6W x 11.25H	---	10.5	Ⓜ May be installed on wall or ceiling.
<b>E</b>	6051 AZ, WH	(1) 150W (M)	6W x 11.25H	---	10.5	Ⓜ May be installed on wall or ceiling.
<b>F</b>	10923 BK, TZ	(1) 13W (GU24) Ⓡ	4.75W x 9.5H	5.75	2.5	Ⓜ Ⓡ
<b>G</b>	1148 BK, TZ, WH	(1) 75W (M)	4.5W x 7.5H	5.5	2.25	Ⓜ

Measurements shown in inches. U.S. & Canada Patent Pending.

# Outdoor Wall



**A** | 9234 AZ  
Outdoor Wall



**A** | 9234 BA  
Outdoor Wall



**A** | 9234 BK  
Outdoor Wall



**A** | 9234 WH  
Outdoor Wall



**B** | 9236 AZ  
Outdoor Wall



**C** | 9834 WH  
Flush Mount

## Brightness Control Accessory

**9544 BK** Grooved Baffle Use  
With 9234, 9244

Grooved black plastic baffles achieve  
low, even surface brightness.



**9544 BK**

## Brightness Control Accessory

**9546 BK** Grooved Baffle Use  
With 9236, 9246

Grooved black plastic baffles achieve  
low, even surface brightness.



**9546 BK**

# Outdoor Wall

ITEM #	FINISH	LIGHT SOURCE	DIMENSIONS	EXT.	HCWO	NOTES	
<b>A</b>	9234	AZ, WH, BA, BK	(1) 65W (M)	4.75W x 7H	7	3.5	Ⓜ Ⓞ AZ: Shown with lens accessory 9546 BK. WH: Shown with lens accessory 9544 BK.
<b>B</b>	9236	AZ	(1) 120W (M)	6W x 7.75H	8.5	4	Ⓜ Ⓞ
<b>C</b>	9834	WH	(1) 65W (M) ✦	4.5W x 8.5H	---	---	Ⓧ

Measurements shown in inches. U.S. & Canada Patent Pending.





**D** | 9244 AZ  
Outdoor Wall



**D** | 9244 BA  
Outdoor Wall



**D** | 9244 BK  
Outdoor Wall



**D** | 9244 WH  
Outdoor Wall



**E** | 9246 AZ  
Outdoor Wall



**E** | 9246 BA  
Outdoor Wall



**E** | 9246 BK  
Outdoor Wall



**E** | 9246 WH  
Outdoor Wall

### Lens Accessory

**9534 BK**

Glass Lens Use With  
9234, 9244



**9534 BK**

Convert open top units to outdoor applications. Heat-resistant glass lens with black frame.

### Lens Accessory

**9536 BK**

Glass Lens use with  
9236, 9246



**9536 BK**

Convert open top units to outdoor applications. Heat-resistant glass lens with black frame.

### Features



Also Available in LED  
11251 BKT30

### Outdoor Wall

	ITEM #	FINISH	LIGHT SOURCE	DIMENSIONS	EXT.	HCWO	NOTES
<b>D</b>	9244	AZ, WH, BA, BK	(2) 65W (M)	4.5W x 12H	7	6	Ⓧ AZ: Shown with lens accessory 9536 BK, brightness accessory 9546 BK.
<b>E</b>	9246	AZ, WH, BK, BA	(2) 120W (M)	6W x 15H	8.5	7.5	Ⓧ AZ, WH: Shown with lens accessory 9536 BK, brightness accessory 9546 BK.

Measurements shown in inches. U.S. & Canada Patent Pending.

# Outdoor Ceiling



**A** | 9817 AP  
Outdoor Ceiling



**B** | 365 BK  
Outdoor Ceiling



**C** | 9322 BK  
Outdoor Ceiling



**C** | 9322 WH  
Outdoor Ceiling



**D** | 345 TZ  
Outdoor Ceiling



**D** | 345 BK  
Outdoor Ceiling



**E** | 9320 BK  
Outdoor Ceiling



**E** | 9320 WH  
Outdoor Ceiling



**F** | 9859 TZ  
Outdoor Ceiling



**F** | 9859 BK  
Outdoor Ceiling



**G** | 9886 TZ  
Outdoor Ceiling



**G** | 9886 BK  
Outdoor Ceiling

## Outdoor Ceiling

	ITEM #	FINISH	LIGHT SOURCE	DIMENSIONS	NOTES
A	9817	AP	(2) 100W (M) ✓	13W x 7H	Ⓛ Satin etched glass.
B	365	BK, TZ	(1) 60W (M) ❖	7.5W x 5H	Ⓛ Clear textured glass.
C	9322	BK, WH	(2) 60W (M) ✓	10.5W x 5.5H	Ⓛ Frosted glass.
D	345	BK, TZ	(2) 60W (M) ❖	9.25W x 5.25H	Ⓛ Clear textured glass.
E	9320	BK, WH	(1) 60W (M)	8.5W x 5H	Ⓛ Frosted glass.
F	9859	BK, TZ	(1) 100W (M) ✓	7.25W x 7.25H	Ⓛ Clear seeded glass.
G	9886	BK, TZ	(2) 40W (C) ❖	12W x 7H	Ⓛ Clear beveled glass.

Measurements shown in inches. U.S. & Canada Patent Pending.



9649 CV  
Alameda™  
Panel Set **4820 WH**



9651 CV  
Alameda™  
Panel Set **4812 WH**



9652 CV  
Alameda™  
Panel Set **4813 WH**



9849 CV  
Alameda™  
Panel Set **4814 WH**



**4822 OZ**  
Dark Sky Adapter



**4822 BK**  
Dark Sky Adapter



# Dark Sky Accessories

Help fight light pollution with Kichler® Dark Sky Accessories. Made of lightweight, powder coated aluminum, our Dark Sky panels easily slide behind your light fixture's existing glass. During the day, your light fixture may look conventional. Yet, at night, the panels prevent light from passing through its glass – only to emit a subtle downlight from the fixture's open bottom.

All Fixtures shown here can be retrofitted with a Dark Sky Adaptor Panel. Panel sets consist of enough panels to retrofit one fixture. Installation instructions are included.

While we believe these panels will work for most current laws, Dark Sky and Turtle Protection legislation may have specific parameters that need to be met for a municipality or region. It is advisable to review the legislation to ensure compliance is met with these product additions.



Evening View of Outdoor Lantern Without Dark Sky Panel Inserts



Evening View of Outdoor Lantern With Dark Sky Panel Inserts

Dark Sky Panel Insert Sets	For Use with These Fixtures
4812 WH	9651 CV
4813 WH	9652 CV
4814 WH	9849 CV
4820 WH	9649 CV

# Address Light

Finish: Textured Black or Olde Bronze®



**A** | 43800 BKT  
Xenon Address Light  
ADA Compliant



**B** | 43800 BKTLED  
LED Address Light  
ADA Compliant



**C** | 4301  
#1 Block



**D** | 4302  
#2 Block



**E** | 4303  
#3 Block



**F** | 4304  
#4 Block



**G** | 4305  
#5 Block



**H** | 4306  
#6 Block



**J** | 4307  
#7 Block



**K** | 4308  
#8 Block



**L** | 4309  
#9 Block



**M** | 4300  
#0 Block



**N** | 4310  
Blank Block



**O** | 4311  
2 Blank  
Half Blocks



**P** | 4381  
Transformer



**Q** | 4355 CLR



“ I live in a rural area and it's the worst when people can't find us because it is dark out etc. With our new LED address light it makes it so much easier for them to find us!! ”

- Jspl | Address Light 43800 BKTLED





Xenon Address Light 43800 BKT

## Address Light

	ITEM #	FINISH	LIGHT SOURCE	LED BULB OUTPUT	DIMENSIONS	EXT.	HCWO	NOTES
A	43800	BKT	(2) 5W (WED5)	---	2.5W x 7H x 12.25L	2.5	3.5	
B	43800	BKTLTD	(1) 4W	3000K, 80 CRI, Lumens, LPW	2.5W x 7H x 12.25L	2.5	3.5	
C	4301	---	---	---	2.25W x 5H x .25L	---	---	
D	4302	---	---	---	2.25W x 5H x .25L	---	---	
E	4303	---	---	---	2.25W x 5H x .25L	---	---	
F	4304	---	---	---	2.25W x 5H x .25L	---	---	
G	4305	---	---	---	2.25W x 5H x .25L	---	---	
H	4306	---	---	---	2.25W x 5H x .25L	---	---	
J	4307	---	---	---	2.25W x 5H x .25L	---	---	
K	4308	---	---	---	2.25W x 5H x .25L	---	---	
L	4309	---	---	---	2.25W x 5H x .25L	---	---	
M	4300	---	---	---	2.25W x 5H x .25L	---	---	
N	4310	---	---	---	2.25W x 5H x .25L	---	---	
O	4311	---	---	---	2.25W x 5H x .25L	---	---	
P	4381	---	---	---	2.75W x 5H x 2L	---	---	Optional: Necessary only when doorbell transformer unavailable for installation. 16V output.
Q	4355	CLR	(1) 5W (WED5)	---	.5W x 1H	---	---	

Measurements shown in inches. U.S. & Canada Patent Pending.

# Outdoor Accessories

Decorative Lamp Posts and Pedestal Mounts



**A** | 9523 BKT, LD  
Shown with Tournai™  
Lantern 9565 LD



**B** | 9510 BK,  
LD, OZ



**C** | 9506 AZ, BK,  
OZ, TZ, WZC



**D** | 9542 BK, BST,  
LD, OZ

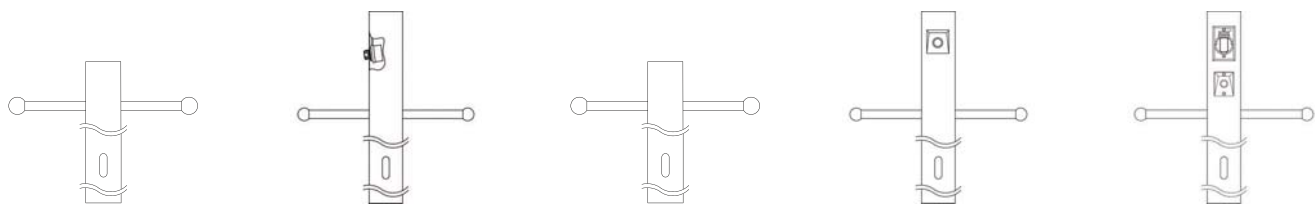


**E** | 9595 AGZ, BK,  
BST, OZ

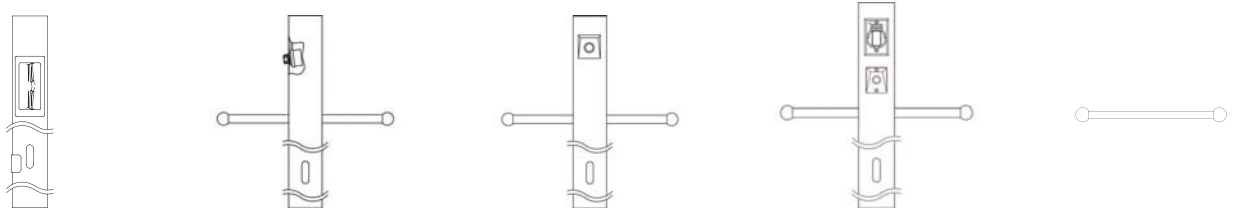
## Decorative Lamp Posts

	ITEM #	FINISH	DIMENSIONS	NOTES
<b>A</b>	9523	BKT, LD	4W x 69H	Cast Aluminum Pedestal Mount, Hardware included (J-bolts).
<b>B</b>	9510	BK, LD, OZ	12.75W x 72H	Cast Aluminum Post, hardware included (J-bolts) for use at time of concrete base pour.
<b>C</b>	9506	AZ, BK, OZ, TZ, WZC	3W x 84H	Direct Burial Aluminum Post.
<b>D</b>	9542	BK, BST, LD, OZ	3W x 96H	Cast Aluminum Post, hardware included (J-bolts) for use at time of concrete base pour.
<b>E</b>	9595	AGZ, BK, BST, OZ	3W x 84H	Direct Burial Fluted Aluminum Post.

Measurements shown in inches. U.S. & Canada Patent Pending.



**F** | 9501 BK, WH      **G** | 9502 BK      **H** | 9505 AZ      **J** | 49904 AZ, BK, WH      **K** | 49907 AZ, BK, WH



**L** | 49914 AZ, BK      **M** | 49950 BK      **N** | 49951 BK, WH      **O** | 49952 WH      **P** | 49953 AZ, BK, WH



**Q** | 9531 BK      **R** | 9540 BKT, LD      **R** | 9540 BKT, LD      **S** | 9530 BK, OB, OZ, PB, WH, WZC      **T** | 9549 BKT      **T** | 9549 LD



**U** | 9551 BK      **V** | 9592 AGZ      **V** | 9592 AZ      **V** | 9592 BK      **V** | 9592 RZ

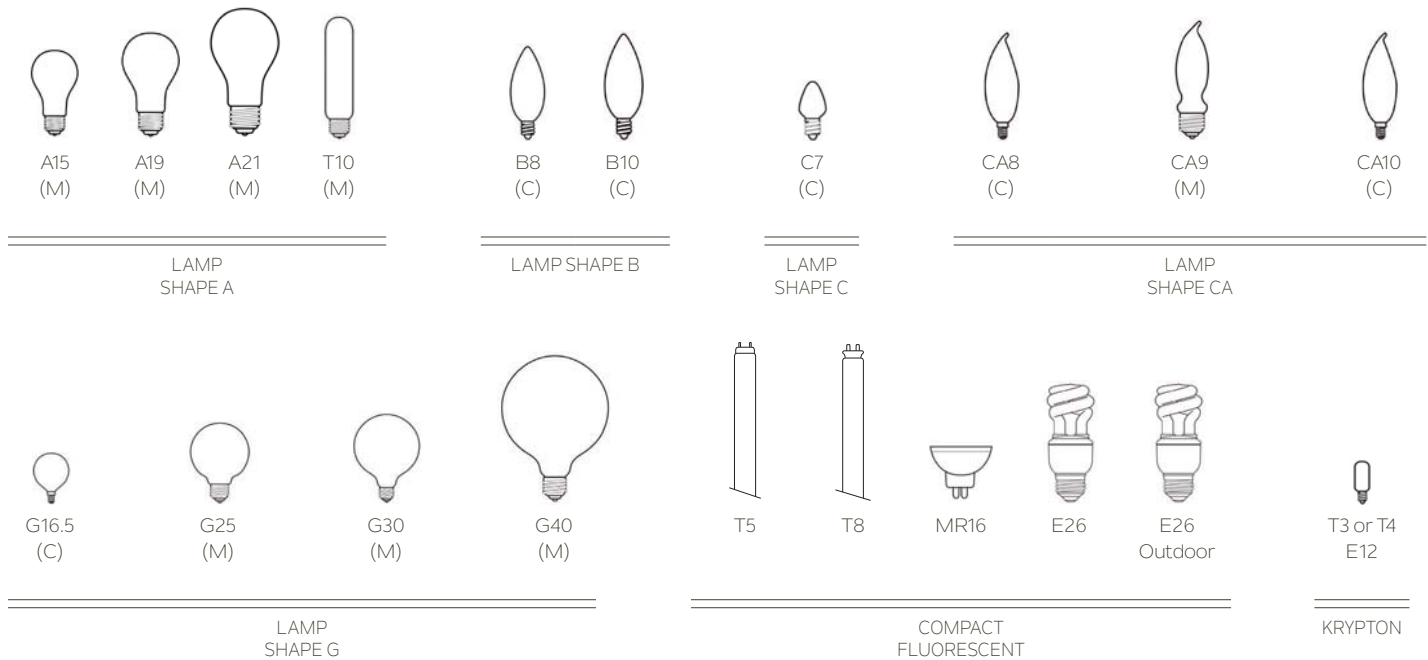
Lamp Posts, Pedestal Mount Adapters and Miscellaneous

ITEM #	FINISH	DIMENSIONS	NOTES
<b>F</b>	9501 BK, WH	3W x 84H	Direct Burial Aluminum Post with Ladder Rest.
<b>G</b>	9502 BK	3W x 84H	Direct Burial Aluminum Post with Ladder Rest and Internal Photocell (Repl. Internal Photocell 49950).
<b>H</b>	9505 AZ	3W x 84H	Direct Burial Aluminum Post with Ladder Rest.
<b>J</b>	49904 AZ, BK, WH	3W x 84H	Direct Burial Aluminum Post with Ladder Rest and External Photocell (Repl. External Photocell 49951).
<b>K</b>	49907 AZ, BK, WH	3W x 84H	Direct Burial Aluminum Post with Ladder Rest, External Photocell and GCO (Replacement External Photocell 49951 or GCO 49952).
<b>L</b>	49914 AZ, BK	3W x 144H	Direct Burial Aluminum Post.
<b>M</b>	49950 BK	---	Replacement Internal Photocell (Black Only) (Not Shown).
<b>N</b>	49951 BK, WH	---	Replacement External Photocell (Not Shown).
<b>O</b>	49952 WH	---	Replacement GCO (Not Shown).
<b>P</b>	49953 AZ, BK, WH	1.5H x 15.75L	Replacement Ladder Rest.
<b>Q</b>	9531 BK	8W x 9H	Cast Aluminum Pedestal Mount, hardware included (#10 Philips, SS wood screws).
<b>R</b>	9540 BKT, LD	10W x 4.75H	Cast Aluminum Pedestal Mount, hardware included (J-bolts).
<b>S</b>	9530 BK, OB, OZ, PB, WH, WZC	7W x 3.5H	Cast Aluminum Pedestal Mount (PB is Solid Cast Brass), hardware not included.
<b>T</b>	9549 BKT, LD	10W x 5.75H	Cast Aluminum Pedestal Mount, hardware included (J-bolts). Requires 4" Post.
<b>U</b>	9551 BK	9.5W x 9.5H	Cast Aluminum Pedestal Mount, hardware included (#10 Philips, SS wood screws).
<b>V</b>	9592 AGZ, AZ, BK, RZ	5.75W x 3.5H	Cast Aluminum Pedestal Mount.

Measurements shown in inches. U.S. & Canada Patent Pending.

# LIGHT BULB REFERENCE & ACCESSORIES

## Incandescent and Compact Fluorescent Light Bulbs



## Light-Emitting Diode (LED)



Look for this symbol throughout our catalog. This symbol indicates fixtures with an integrated LED light source.

## LED Light Fixtures and Dimmer Switches

Refer to our listing of recommended dimmer switches that can be used with our LED light fixtures at: [kichler.com/dimming](http://kichler.com/dimming)

### Standard Gauge Chain

Chain may be ordered in 3' lengths to supplement existing chain supplied with Kichler® fixtures. To order additional chain, look for the chain recommendations listed for fixtures requiring chain.

### Extra Heavy Gauge Chain

- 4908 AP Antique Pewter
- 4908 CLP Classic Pewter
- 4908 CZ Carré Bronze®
- 4908 DBK Distressed Black
- 4908 LD Londonderry™
- 4908 NI Brushed Nickel
- 4908 NIP Brushed Nickel Painted
- 4908 OZ Olde Bronze®

- 4908 PN Polished Nickel
- 4908 SGD Sterling Gold
- 4908 SRM Sunrise Mist
- 4908 TRZ Terrene Bronze™
- 4908 TZ Tannery Bronze™
- 4908 TZG Tannery Bronze™ with Gold Accents
- 4909 AP Antique Pewter
- 4909 CH Chrome
- 4909 CZ Carré Bronze®
- 4909 DBK Distressed Black
- 4909 ESP Espresso
- 4909 NI Brushed Nickel
- 4909 OZ Olde Bronze®
- 4909 TZG Tannery Bronze™ with Gold Accents

### 4930 CZ Carré Bronze®

- 4930 RVN Ravenna™
- 4930 TZG Tannery Bronze™ with Gold Accents

### Outdoor Solid Brass Chain





- 4927 ACO Antique Copper
- 4927 AGZ Aged Bronze
- 4927 AVI Anvil Iron
- 4927 AZ Architectural Bronze®
- 4927 BK Black
- 4927 BKG Black with Gold
- 4927 BRZ Brushed Bronze
- 4927 CV Canyon View™



### 4927 DCO Distressed Copper

- 4927 GNT Textured Granite
- 4927 LD Londonderry™
- 4927 OB Olde Brick®
- 4927 OZ Olde Bronze®
- 4927 PL Platinum
- 4927 PR Prairie Rock™
- 4927 RST Rustic™
- 4927 RZ Rubbed Bronze
- 4927 SS Stainless Steel
- 4927 TZ Tannery Bronze™
- 4927 WZC Weathered Zinc



## Fluorescent Lamps

PRODUCT ID	DESCRIPTION	
4013	Replacement Ballast	
4014	Replacement Lamp, PLC 26, G24q-3 Base	
4017	Replacement Lamp, Bulb GU24 Base 240 volt - 50 Hz	
4019	Replacement Lamp, Bulb GU24 Base 240 volt - 50 Hz	
4025	Replacement Lamp, PLC 13, G24q-1 Base	
4026	Replacement Lamp, PLC 18, G24q-2 Base	
4029	Replacement Lamp, 2C T6 55W, G10q Base	
4033	Replacement Lamp, 13 Watt Anti-Turn Ballast	
4035	Replacement Ballast, 55W circline, G10q Base	

PRODUCT ID	DESCRIPTION	
4043	Replacement Lamp, MLS13GUWW, 13W, GU24	
4044	Replacement Lamp, MLS18GUWW, 18W, GU24	
4045	Replacement Lamp, MLS26GUWW, 26W, GU24	
4050	Replacement Lamp, 13 Watt GU24 Squat Bulb	
4051	Replacement Lamp, 18 Watt GU24 Squat Bulb	
4074	Replacement Lamp, 11 Watt GU24 Spiral Bulb	
4075	Replacement Lamp, 18 Watt GU24 Quad Tube Bulb	
4089	Replacement Lamp, 32W Circline Bulb	
4090	Replacement Lamp, 40W Circline Bulb	
4094	Replacement Lamp, 14W Fluorescent Bulb	

## Halogen & Krypton Lamps

PRODUCT ID	DESCRIPTION
4355 CLR	Bulb Wedge Base 5W 12V Xenon
5902 FST	Frosted 50W GU10 Halogen Lamp
5903 CLR	Clear 100W T-3 Mini-Can Base, Tungsten Halogen Lamp
5904 CLR	Clear 20W T-3 Candelabra Base Krypton Lamp
5904 FST	Frosted 20W T-3 Candelabra Base Krypton Lamp
5905 CLR	Clear 60W T-3 Candelabra Base Krypton Lamp

PRODUCT ID	DESCRIPTION
5905 FST	Frosted 60W T-3 Krypton Bulb
5907 CLR	Clear 40W Krypton Bulb
5907 FST	Frosted 40W T-3 Candelabra Base Krypton Lamp
5908 FST	Frosted 60W G9 Halogen Lamp
5910 CLR	Clear 75W T-3 Mini-Can Base, Tungsten Halogen Lamp
5911 CLR	E11 75W Mini-Can Halogen Bulb

## Decorative Light Bulbs



4071 CLR  
60W (M)



5971 CLR  
40W (C)

# Index

345 BK,TZ.....	240	9021 BK.....	88	9042 RZ.....	198	9320 BK.....	240
365 BK.....	240	9021 NI.....	88	9043 BK.....	196	9320 WH.....	240
365 TZ.....	240	9021 OZ.....	88	9043 RZ.....	198	9322 WH.....	223, 240
		9022 BK.....	88	9044 NI.....	88	9322 BK.....	240
1148 BK.....	237	9022 NI.....	88	9060 BKT.....	221	9355 LD.....	208
1148 TZ.....	237	9022 OB.....	88	9060 RZ.....	221	9355 BKT.....	210
1148 WH.....	237	9022 OZ.....	88	9095 AZ.....	236	9356 LD.....	208
		9022 WH.....	88	9099 BK.....	196	9356 BKT.....	210
2621 NI.....	88	9023 BK.....	88	9099 RZ.....	198	9357 LD.....	208
		9023 NI.....	88			9357 BKT.....	210
2713 NI.....	88	9023 OB.....	88	9109 BA.....	176	9358 LD.....	208
2713 OB.....	88	9023 OZ.....	88	9109 BK.....	176	9358 BKT.....	210
		9024 DCO.....	158	9128 AGZ.....	163	9359 LD.....	208
4300.....	242	9025 DCO.....	158	9129 AGZ.....	163	9359 BKT.....	210
4301.....	242	9028 TZ.....	226	9130 AGZ.....	163	9360 LD.....	208
4302.....	242	9028 BK.....	227	9142 BK.....	88	9360 BKT.....	210
4303.....	242	9029 TZ.....	226	9142 NI.....	88		
4304.....	242	9029 BK.....	227	9142 OZ.....	88	9409 PB.....	219
4305.....	242	9030 TZ.....	226	9148 CV.....	160	9412 OZ.....	215
4306.....	242	9030 BK.....	227	9166 AZ.....	162	9439 PB.....	219
4307.....	242	9031 DCO.....	158	9167 AZ.....	162	9452 OZ.....	215
4308.....	242	9032 BKT.....	221	9168 AZ.....	162	9489 PB.....	219
4309.....	242	9032 RZ.....	221				
4310.....	242	9033 BKT.....	221	9234 AZ.....	238	9501 BK.....	245
4311.....	242	9033 RZ.....	221	9234 WH.....	238	9501 WH.....	245
4355 CLR.....	243	9034 BKT.....	221	9234 BA.....	238	9502 BK.....	245
4381.....	243	9034 RZ.....	221	9234 BK.....	238	9505 AZ.....	245
		9035 BKT.....	221	9236 AZ.....	238	9506 AZ.....	244
6040 AZ.....	177	9035 RZ.....	221	9244 AZ.....	239	9506 BK.....	244
6040 NI.....	177	9039 BK.....	196	9244 WH.....	239	9506 OZ.....	244
6048 AZ.....	177	9039 RZ.....	198	9244 BA.....	239	9506 TZ.....	244
6048 NI.....	177	9040 BK.....	196	9244 BK.....	239	9506 WZC.....	244
6051 AZ.....	237	9040 RZ.....	198	9246 AZ.....	239	9510 BK.....	244
6051 WH.....	237	9041 BK.....	196	9246 WH.....	239	9510 LD.....	244
6052 AZ.....	237	9041 RZ.....	198	9246 BK.....	239	9510 OZ.....	244
6052 WH.....	237	9042 BK.....	196	9246 BA.....	239	9523 BKT.....	244

9523 LD.....	244	9568 BKT.....	211	9703 OZ.....	203	9785 OZ.....	225
9529 AGZ.....	163	9592 AGZ.....	245	9704 BK.....	200	9788 BK.....	220
9530 BK.....	245	9592 AZ.....	245	9704 OZ.....	202	9788 TZ.....	220
9530 OB.....	245	9592 BK.....	245	9707 OZLED.....	67	9789 BK.....	220
9530 OZ.....	245	9592 RZ.....	245	9707 BK.....	200	9789 TZ.....	220
9530 PB.....	245	9595 AGZ.....	244	9707 OZ.....	202	9790 BK.....	220
9530 WH.....	245	9595 BK.....	244	9708 OZLED.....	67	9790 TZ.....	220
9530 WZC.....	245	9595 BST.....	244	9708 BK.....	200	9791 BK.....	220
9531 BK.....	245	9595 OZ.....	244	9708 OZ.....	202	9791 TZ.....	220
9532 BKT.....	221			9709 OZLED.....	67	9794 BK.....	230
9532 RZ.....	221	9611 SS.....	234	9709 BK.....	200	9794 BKL16.....	230
9533 BKT.....	221	9611 WH.....	234	9709 OZ.....	202	9794 TZ.....	232
9533 TZ.....	221	9611 BK.....	235	9711 PB.....	218	9794 TZL16.....	232
9538 BKT.....	221	9611 OZ.....	235	9712 PB.....	218		
9538 RZ.....	221	9611 TZ.....	235	9713 PB.....	218	9804 BK.....	201
9539 BKT.....	221	9618 SS.....	234	9718 PR.....	157	9804 OZ.....	203
9539 RZ.....	221	9618 OZ.....	235	9719 PR.....	157	9805 BK.....	229
9540 BKT.....	245	9631 OZ.....	214	9720 PR.....	157	9805 TZ.....	229
9540 LD.....	245	9649 CV.....	160	9735 BK.....	230	9805 WH.....	229
9542 BK.....	244	9650 BK.....	229	9735 TZ.....	232	9809 OZLED.....	67
9542 BST.....	244	9650 TZ.....	229	9736 BK.....	230	9809 BK.....	201
9542 LD.....	244	9650 WH.....	229	9736 TZ.....	232	9809 OZ.....	203
9542 OZ.....	244	9651 CV.....	160	9759 RST.....	108	9810 TZ.....	226
9549 BKT.....	245	9652 CV.....	160	9760 RST.....	108	9810 BK.....	227
9549 LD.....	245	9653 BK.....	229	9761 RST.....	109	9811 PR.....	157
9551 BK.....	245	9653 TZ.....	229	9762 RST.....	109	9817 AP.....	240
9557 AZ.....	169	9653 WH.....	229	9774 BKS.....	222	9825 CV.....	161
9558 LD.....	209	9654 BK.....	229	9774 WH.....	223	9830 AGZ.....	163
9558 BKT.....	211	9654 TZ.....	229	9774 BK.....	224	9831 OZ.....	214
9559 LD.....	209	9654 WH.....	229	9776 BKS.....	222	9832 OZ.....	215
9559 BKT.....	211	9655 BK.....	229	9776 WH.....	223	9834 WH.....	238
9564 LD.....	209	9655 TZ.....	229	9776 BK.....	224	9835 BK.....	231
9564 BKT.....	211	9676 OZ.....	214	9777 WH.....	223	9835 BKL16.....	231
9565 LD.....	209	9677 OZ.....	214	9777 BK.....	224	9835 TZ.....	233
9565 BKT.....	211			9783 OZ.....	225	9835 TZL16.....	233
9568 LD.....	209	9703 BK.....	201	9784 OZ.....	225	9838 DCO.....	159

# Index

9843 BK.....	197	9953 CV.....	161	49063 OZ.....	89	49158 OZ.....	154
9843 RZ.....	199	9956 BK.....	229	49064 OZ.....	90	49159 OZ.....	154
9848 BK.....	197	9956 TZ.....	229	49065 OZLED.....	57	49160 OZ.....	155
9848 RZ.....	199	9962 RST.....	109	49065 OZ.....	90	49162 OZ.....	155
9850 BK.....	229	9967 AZ.....	162	49067 OZLED.....	57	49164 OZ.....	155
9850 TZ.....	229	9985 OZ.....	225	49067 OZ.....	90	49183 BK.....	230
9855 LD.....	209	9989 PB.....	219	49071 BST.....	152	49183 BKL16.....	230
9855 BKT.....	211	9992 BK.....	220	49071 BSTFL.....	152	49183 TZ.....	232
9859 TZ.....	226, 240	9992 TZ.....	220	49072 BST.....	152	49183 TZL16.....	232
9859 BK.....	227, 240			49072 BSTFL.....	152	49185 BK.....	220
9870 RST.....	109	10640 AZ.....	177	49073 BST.....	152	49185 TZ.....	220
9885 OZ.....	225	10640 NI.....	177	49073 BSTFL.....	152	49186 BK.....	230
9886 BK.....	220, 224, 231, 240			49074 BST.....	153	49186 BKL16.....	230
9886 TZ.....	220, 222, 233, 240	10923 BK.....	237	49075 BST.....	153	49186 TZ.....	232
9889 PB.....	219	10923 TZ.....	237	49091 CV.....	27, 161	49186 TZL16.....	232
9892 BK.....	220	10953 TZ.....	228			49187 BK.....	231
9892 TZ.....	220	10954 TZ.....	228	49110 AVI.....	236	49187 BKL16.....	231
				49117 AZLED.....	56	49187 TZ.....	233
9902 PR.....	157	11077 AZT.....	53	49118 AZLED.....	56	49187 TZL16.....	233
9909 OZLED.....	67	11077 BKT.....	53	49119 AVI.....	170	49190 AZLED.....	56
9909 BK.....	201			49120 AVI.....	170	49191 WZC.....	112
9909 OZ.....	203	11250 AZT30.....	53	49121 AVI.....	170	49192 WZC.....	112
9913 PB.....	218	11250 BKT30.....	53	49122 AVI.....	170	49193 WZC.....	112
9918 TZ.....	226	11251 AZT30.....	53	49123 AVI.....	171	49194 WZC.....	113
9918 BK.....	227	11251 BKT30.....	53	49124 AVI.....	171	49195 WZC.....	113
9920 DCO.....	159			49125 AVI.....	171	49196 WZC.....	113
9931 OZ.....	214	11309 BKTLED.....	71	49126 DBK.....	118	49197 WZC.....	27, 111
9932 OZ.....	215	11310 BKTLED.....	71	49127 DBK.....	118		
9935 BK.....	231	11320 BKTLED.....	236	49128 DBK.....	118	49200 BK.....	150
9935 BKL16.....	231			49129 DBK.....	118	49201 BK.....	150
9935 TZ.....	233	43800 BKT.....	242	49131 BRZ.....	212	49202 BK.....	150
9935 TZL16.....	233	43800 BKTLED.....	242	49131 BKG.....	213	49203 BK.....	150
9938 BK.....	197			49132 BRZ.....	212	49205 BK.....	151
9938 RZ.....	199	49059 OZ.....	89	49132 BKG.....	213	49206 BK.....	151
9940 BK.....	197	49060 OZ.....	89	49149 AZ.....	176	49207 BK.....	151
9940 RZ.....	199	49061 OZ.....	89	49151 AZ.....	176	49226 OZLED.....	64



49226 OZ.....	216	49342 AZ.....	175	49449 AGZ.....	156	49514 OZ.....	140
49227 OZLED.....	64	49343 AZ.....	175	49450 AGZ.....	156	49515 OZ.....	140
49227 OZ.....	216	49344 AZ.....	168	49451 AGZ.....	156	49516 OZ.....	141
49228 OZLED.....	64	49345 PSS316.....	167	49453 AGZ.....	156	49517 OZ.....	141
49228 OZ.....	216	49345 AZ.....	168	49473 RZLED.....	18	49518 OZ.....	141
49229 OZLED.....	64	49346 PSS316.....	167	49474 RZ.....	102	49550 AZLED.....	50
49229 OZ.....	216	49346 AZ.....	168	49475 RZ.....	102	49550 BKTLED.....	51
49248 AGZLED.....	65	49348 AZ.....	169	49476 RZ.....	102	49551 AZLED.....	50
49249 AGZLED.....	65	49349 PSS316.....	167	49478 RZ.....	103	49551 BKTLED.....	51
49252 AZTLED.....	57	49349 AZ.....	169	49492 AZ.....	42	49552 BKT.....	120
49253 AZTLED.....	57	49381 OZ.....	91	49492 PL.....	43	49553 BKT.....	120
49255 BKS.....	222	49382 OZ.....	91	49492 SBK.....	43	49554 BKT.....	121
49255 TZ.....	222	49383 OZ.....	91	49493 RZ.....	103	49555 BKT.....	121
49255 WH.....	223	49384 OZ.....	136	49496 AZ.....	116	49556 BKT.....	121
49255 BK.....	224	49385 OZ.....	136	49496 BA.....	117	49557 AZLED.....	49
49256 BKS.....	222	49386 OZ.....	136	49497 AZ.....	116	49558 AZLED.....	49
49256 WH.....	223	49387 OZ.....	137	49497 BA.....	117	49569 WZC.....	104
49256 BK.....	224	49388 OZ.....	137	49498 AZ.....	23	49570 WZC.....	105
49257 AZ.....	166	49389 OZ.....	137	49498 BA.....	22	49571 WZC.....	105
49258 AZ.....	166			49499 RZ.....	102	49572 WZC.....	107
49271 RZ.....	204	49434 AZ.....	42			49573 WZC.....	107
49272 RZ.....	204	49434 PL.....	43	49500 BKTLED.....	20	49579 OZ.....	205
49274 RZ.....	204	49434 SBK.....	43	49501 WZC.....	192	49580 OZ.....	205
49277 WZC.....	193	49435 AZ.....	42	49501 OZ.....	194	49583 OZ.....	205
49278 AZTLED.....	45	49435 PL.....	43	49502 WZC.....	192	49585 OZ.....	86
49278 PLED.....	44	49435 SBK.....	43	49502 OZ.....	194	49586 OZ.....	86
49279 AZTLED.....	45	49436 AZ.....	48	49503 WZC.....	192	49587 OZ.....	86
49279 PLED.....	44	49437 AZ.....	48	49503 OZ.....	194	49588 OZ.....	26, 86
49297 BKTLED.....	54	49444 AZ.....	116	49504 WZC.....	192	49590 OZ.....	24
49298 BKTLED.....	54	49444 BA.....	117	49504 OZ.....	194		
		49445 AZ.....	116	49505 WZC.....	193	49600 LD.....	134
49336 AZ.....	174	49445 BA.....	117	49505 OZ.....	195	49601 LD.....	135
49337 AZ.....	174	49446 AZ.....	116	49506 WZC.....	193	49603 LD.....	26, 135
49338 AZ.....	174	49446 BA.....	117	49506 OZ.....	195	49604 LD.....	135
49339 AZ.....	174	49447 AZ.....	116	49512 OZ.....	140	49607 AZTLED.....	52
49341 AZ.....	175	49447 BA.....	117	49513 OZ.....	140	49608 AZTLED.....	52

# Index











49622 BKTLED.....	60	49688 OZL16.....	172	49731 BKT.....	145	49780 OZLED.....	55
49623 BKTLED.....	60	49689 OZ.....	173	49732 BKT.....	27, 145	49785 BKLED.....	41
49624 BKTLED.....	60	49689 OZL16.....	173	49735 OZ.....	146	49786 BKLED.....	41
49625 BKTLED.....	61	49690 OZ.....	173	49736 OZ.....	146	49788 PLLED.....	48
49626 BKTLED.....	61	49690 OZL16.....	173	49737 OZ.....	146	49798 BKTLED.....	40
49627 WZC.....	124	49691 BKT.....	123	49738 OZ.....	146	49799 BKTLED.....	40
49628 WZC.....	124	49693 BKT.....	123	49739 OZ.....	147		
49629 WZC.....	124	49694 BKT.....	123	49740 OZ.....	147	49800 BKTLED.....	40
49630 WZC.....	124			49743 WZC.....	114	49802 BKTLED.....	47
49631 WZC.....	125	49709 OZ.....	138	49743 WZCL16.....	114	49802 PLLED.....	47
49632 WZC.....	125	49710 OZ.....	138	49744 WZC.....	114	49803 BKTLED.....	47
49638 OZ.....	26, 164	49711 OZ.....	139	49744 WZCL16.....	114	49803 PLLED.....	47
49640 OZ.....	165	49712 OZ.....	139	49745 WZC.....	115	49805 WZC.....	24
49641 OZ.....	165	49713 OZ.....	139	49745 WZCL16.....	115	49806 OZCW.....	30
49642 OZ.....	164	49714 OZ.....	184	49746 WZC.....	115	49806 OZNW.....	31
49643 OZ.....	164	49715 OZ.....	184	49746 WZCL16.....	115	49807 OZCW.....	31
49644 OZ.....	165	49716 OZ.....	184	49747 WZC.....	115	49808 OZCW.....	30
49646 OZ.....	165	49717 OZ.....	185	49747 WZCL16.....	115	49808 OZNW.....	31
49654 BK.....	217	49718 OZ.....	185	49751 BKTLED.....	62	49809 OZCW.....	30
49654 OZ.....	217	49721 WZC.....	148	49752 BKTLED.....	62	49809 OZNW.....	31
49655 BK.....	217	49721 WZCL16.....	148	49753 BKTLED.....	63	49820 BKT.....	132
49655 OZ.....	217	49722 WZC.....	148	49756 BKTLED.....	63	49821 BKT.....	132
49656 BK.....	217	49722 WZCL16.....	148	49759 BKTLED.....	63	49822 BKT.....	133
49656 OZ.....	217	49723 WZC.....	149	49770 DBK.....	179	49823 BKT.....	133
49657 OZ.....	217	49723 WZCL16.....	149	49771 DBK.....	179	49824 BK.....	126
49657 BK.....	217	49724 WZC.....	149	49772 DBK.....	179	49825 BK.....	126
49667 WZC.....	24, 106	49724 WZCL16.....	149	49773 DBK.....	179	49826 BK.....	126
49668 WZC.....	105	49725 WZC.....	149	49775 BA.....	84	49827 BK.....	127
49669 WZC.....	107	49725 WZCL16.....	149	49775 BK.....	85	49828 BK.....	127
49686 OZ.....	172	49726 BKT.....	144	49776 BA.....	84	49829 OZ.....	72
49686 OZL16.....	172	49727 BKT.....	144	49776 BK.....	85	49830 OZ.....	72
49687 OZ.....	172	49728 BKT.....	144	49777 BA.....	84	49831 OZ.....	73
49687 OZL16.....	172	49729 BKT.....	144	49777 BK.....	85	49832 OZ.....	73
49688 OZ.....	172	49730 BKT.....	145	49779 OZLED.....	55	49833 OZ.....	73

49834 OZ.....	73	49894 OZ.....	189	49953 AZ.....	245
49835 AZ.....	23	49895 OZ.....	189	49953 BK.....	245
49835 BA.....	22	49898 BKLED.....	66	49953 WH.....	245
49840 OZ.....	128	49899 BKLED.....	66	49960 AVI.....	100
49841 OZ.....	128			49961 AVI.....	100
49842 OZ.....	129	49904 AZ.....	245	49962 AVI.....	101
49843 OZ.....	129	49904 BK.....	245	49963 AVI.....	101
49844 OZ.....	129	49904 WH.....	245	49964 AVI.....	101
49846 BKT.....	74	49907 AZ.....	245	49965 AVI.....	101
49847 BKT.....	74	49907 BK.....	245	49973 BKTLED.....	59
49848 BKT.....	74	49907 WH.....	245	49974 BKTLED.....	59
49849 BKT.....	75	49914 AZ.....	245	49975 BKTLED.....	59
49850 BKT.....	75	49914 BK.....	245	49980 BKT.....	79
49857 BKT.....	77	49917 BK.....	181	49981 BKT.....	79
49858 BKT.....	77	49918 BK.....	181	49982 BKT.....	79
49859 BKT.....	77	49919 BK.....	181		
49860 BKT.....	77	49920 BK.....	181		
49861 BKT.....	77	49924 BKT.....	188		
49864 WZC.....	95	49925 BKT.....	188		
49865 WZC.....	95	49926 BKT.....	188		
49866 WZC.....	95	49927 BKT.....	188		
49867 WZC.....	95	49930 WZC.....	186		
49868 WZC.....	95	49931 WZC.....	187		
49869 WZC.....	95	49932 WZC.....	187		
49872 WZC.....	98	49933 WZC.....	187		
49873 WZC.....	98	49934 WZC.....	187		
49874 WZC.....	99	49945 BKTLED.....	38		
49875 WZC.....	99	49945 OZLED.....	39		
49882 DBK.....	122	49946 BKTLED.....	38		
49883 DBK.....	122	49946 OZLED.....	39		
49884 DBK.....	122	49950 BK.....	245		
49885 DBK.....	122	49951 BK.....	245		
49892 OZ.....	189	49951 WH.....	245		
49893 OZ.....	189	49952 WH.....	245		

# LEGEND/SYMBOL GUIDE

- (C)** = Candelabra base lamp (E-12).
- (C/K)** = Candelabra base lamp (E-12) or Krypton candelabra base lamp.
- (K)** = Krypton candelabra base lamp.
- (M)** = Medium base lamp (E-26).
- (MNCN)** = Mini-can base halogen lamp
- ✓ = Fixture requires supply wire rated for at least 75° C.
- ❖ = Fixture requires supply wire rated for at least 90° C.
- ☆ = When electrical connection is made inside the fixture, supply wire must be rated at least 75° C. When electrical connection is made in an outlet box, supply wire must be rated at least 60° C.
- ⓘ = Installation Instructions: Fixture must be supported independently of the outlet box unless the outlet box is UL Listed for the weight to be supported. Consult a qualified electrician/installer. Required installation parts included.

- D** = Diameter
- Ext.** = Extension
- Flour.** = Fluorescent
- H** = Height
- HCWO** = Height from Center of Wall Opening
- Incand.** = Incandescent
- L** = Length
- Ovrll. H** = Overall Height
- W** = Width
- Extra Wire** = Extra wire beyond chain and/or stems
- Chain/Wire** = Length of chain or stem supplied with fixture
- T24** = 2016 Title 24, Part 6 is a document that contains the California Building Energy Efficiency Standards for Residential and Nonresidential Buildings as regulated by the California Energy Commission. Products marked with this logo and labelled as JA8-2016 or JA8-2016-E have been found to meet the requirements stated in 2016 Title 24, Part 6. For more information, visit [www.energy.ca.gov/title24](http://www.energy.ca.gov/title24).

-  = LED Energy Efficient bulb included
-  = ADA Compliant
-  = CFL Lamp Included
-  = DAMP
-  = Dark Sky Compliant
-  = Incandescent Lamp included
-  = Integrated LED
-  = Line Extension
-  = WET
-  = Energy Star
- ★ = Kichler® Products are not produced or associated with any Native American Indians, nor are they a Native American product or the product of a particular Indian, Indian tribe or Indian arts and crafts organization as defined by 25 U.S.C. §305 et. seq.

- Bulbs not included unless otherwise noted.
- Wattages stated are the maximum recommended; however, you may use lower wattage lamps to suit your lighting needs. Some recommended lamps are not available in the maximum allowable wattage.
- All electrical products are rated as 120-volt, AC unless otherwise noted.
- All electrical products are certified and listed to UL/CSA/ETL Standards for use in U.S.A. and Canada except where noted.
- All chain drop products equipped with at least 72" of chain unless otherwise noted.
- All products featured in the outdoor section are certified and listed to UL/CSA/ETL standards for wet location except where noted.
- Many long life tungsten halogen capsule lamps are now available as alternates to conventional incandescent light bulbs. The halogen capsule lamps may be used to replace any lamp of a higher wattage, but not to exceed the existing specified maximum wattage, i.e., 72W may replace a 75W.
- On some products, in order to accommodate higher-than-normal ceiling height, extra lead wire is supplied and specified. With additional sections of chain or stems (not included), this allows an added measure of design flexibility.
- Finishes for fixtures installed outdoors are subject to change due to prolonged exposure to sunlight, airborne pollutants and other forms of weathering.
- To serve you better, Kichler® reserves the right to make improvements to the products in this catalog. Therefore, some products may change during the life of the catalog and the product information contained in this catalog may also have changed.

## Consumer Notice

### Federal Legislation to phase out 100 watt Incandescent Bulbs started January 2012

The federal government enacted the Energy Independence and Security Act of 2007 in December 2007, requiring all general-purpose light bulbs that produce 310–2600 lumens of light be 30% more energy efficient (similar to current halogen lamps) than current incandescent bulbs by 2014. The efficiency standards started with 100 watt bulbs in January 2012 and will end with 40 watt bulbs in January 2014.

Light bulbs outside of this range are exempt from the restrictions (historically, less than 40 watts or more than 150 watts). Also exempt are several classes of specialty lights, including appliance lamps, rough service bulbs, 3-way, colored lamps and plant lights.

By 2020, a second tier of restrictions would become effective; which requires all general-purpose bulbs to produce at least 45 lumens per watt (similar to current CFLs). Exempt from the Act are reflector flood, 3-way, candelabra, colored and other specialty bulbs.

Many governments worldwide have passed measures to prohibit the sale of incandescent light bulbs for general lighting. The aim is to encourage use of more energy-efficient lighting alternatives, such as compact fluorescent lamps (CFLs) and LED lamps.

References: [www.energy.senate.gov](http://www.energy.senate.gov)

We go to great lengths to assure the metal and glass finishes shown in the catalog match the actual products, but printing variations and variations in chemical finishes and the nature of hand-applied finishing will cause some differences between the printed images and actual product, and from one product to another.

We use only non-ferrous materials on the exterior parts of our outdoor lantern products, and use the best available weather-resistant finishes. However, due to some extreme environmental conditions such as acid rain, salt air and ultraviolet exposure, we cannot guarantee our exterior finishes, with the exception of our LifeBrite® lanterns.

Due to environmental conditions such as soil acidity, concrete alkalinity and other corrosive soil and air conditions, we cannot guarantee our direct burial posts.



# ABBREVIATION KEY

<b>AB</b>	Antique Brass	<b>CSH</b>	Cashmere™	<b>OZS</b>	Olde Bronze® with Satin-Etched Glass
<b>ABZ</b>	Antique Bronze	<b>CST</b>	Canyon Slate™	<b>OZSW</b>	Olde Bronze® with Satin-Etched White Glass
<b>ACK</b>	Antique Crackle™	<b>CTZ</b>	Colton Bronze™	<b>OZU</b>	Olde Bronze® with Umber Glass
<b>ADC</b>	Adobe Cream™	<b>CV</b>	Canyon View™	<b>OZW</b>	Olde Bronze® with Satin-Etched White Glass
<b>AGZ</b>	Aged Bronze	<b>CZ</b>	Carré Bronze®	<b>PB</b>	Polished Brass
<b>AGZS</b>	Aged Bronze with Satin-Etched Cased Opal Glass	<b>DBK</b>	Distressed Black	<b>PBC</b>	Polished Brass with Chrome
<b>ANO</b>	Art Nouveau Bronze	<b>DBR</b>	Distressed Brass	<b>PC</b>	Polished Chrome
<b>AP</b>	Antique Pewter	<b>DCO</b>	Distressed Copper	<b>PG</b>	Pharroh's Gold
<b>AVI</b>	Anvil Iron	<b>DZ</b>	Dore Bronze™	<b>PGR</b>	Pebbled Granite™
<b>AZ</b>	Architectural Bronze™	<b>ESP</b>	Espresso	<b>PN</b>	Polished Nickel
<b>AZT</b>	Textured Architectural Bronze™	<b>FDS</b>	Feldspar™	<b>PPW</b>	Polished Pewter
<b>BA</b>	Brushed Aluminum	<b>FZ</b>	Franciscan Bronze™	<b>PR</b>	Prairie Rock™
<b>BAW</b>	Brushed Aluminum with Wood Trim	<b>GBR</b>	Golden Brûlée™	<b>PRZ</b>	Parisian Bronze™
<b>BAB</b>	Burnished Antique Brass	<b>GD</b>	Gold	<b>PSS316</b>	Polished Stainless Steel Marine Grade
<b>BBZ</b>	Burnished Bronze™	<b>GNT</b>	Granite	<b>PZ</b>	Patina Bronze
<b>BCZ</b>	Burnished Copper Bronze	<b>GST</b>	Galvanized Steel	<b>RBZ</b>	Royal Bronze
<b>BGN</b>	Burnished Granite™	<b>HB</b>	Heritage Bronze™	<b>RNX</b>	Rubbed Onyx
<b>BH</b>	Buckhorn™	<b>LBZ</b>	Lincoln Bronze™	<b>RST</b>	Rustic™
<b>BK</b>	Black	<b>LD</b>	Londonderry™	<b>RVN</b>	Ravenna™
<b>BKG</b>	Black with Gold Highlights	<b>LED</b>	Light Emitting Diode	<b>RZ</b>	Rubbed Bronze™
<b>BKN</b>	Black Nickel	<b>LZ</b>	Legacy Bronze™	<b>RZS</b>	Rubbed Bronze™ with Satin-Etched Glass
<b>BKS</b>	Black with Satin-Etched Glass	<b>LZG</b>	Legacy Bronze™ with Gold Accents	<b>SC</b>	Stucco White
<b>BKZ</b>	Berkshire Bronze™	<b>MBZ</b>	Marbled Bronze	<b>SCK</b>	Seine Crackle™
<b>BKN</b>	Black Nickel	<b>MCH</b>	Midnight Chrome	<b>SEG</b>	Satin-Etched Glass
<b>BMB</b>	Brushed Modern Bronze	<b>MIZ</b>	Mission Bronze™	<b>SGD</b>	Sterling Gold
<b>BPT</b>	Brushed Pewter	<b>MPC</b>	Mottled Pecan™	<b>SI</b>	Silver
<b>BRL</b>	Brûlée™	<b>MUL</b>	Multicolor	<b>SIL</b>	Silver Leaf
<b>BRZ</b>	Brushed Bronze	<b>NBR</b>	Natural Brass	<b>SN</b>	Satin Nickel
<b>BS</b>	Burnished Silver	<b>NCH</b>	Brushed Nickel and Polished Chrome	<b>SS</b>	Stainless Steel
<b>BSG</b>	Burnished Silver and Gold	<b>NI</b>	Brushed Nickel	<b>SWZ</b>	Shadow Bronze™
<b>BST</b>	Brown Stone	<b>NIA</b>	Brushed Nickel with Alabaster Swirl Glass	<b>SZ</b>	Sedona Bronze™
<b>BZ</b>	Bronze	<b>NIMER</b>	Brushed Nickel with Mercury Glass	<b>TRZ</b>	Terrene Bronze™
<b>CH</b>	Polished Chrome	<b>NIS</b>	Brushed Nickel with Satin-Etched Glass	<b>TZ</b>	Tannery Bronze™
<b>CHCLR</b>	Chrome with Clear Glass	<b>NISW</b>	Brushed Nickel with Satin-Etched White Glass	<b>TZG</b>	Tannery Bronze™ with Gold
<b>CHW</b>	Polished Chrome with Satin-Etched White Glass	<b>NIW</b>	Brushed Nickel with White Fabric Shade	<b>TZP</b>	Tannery Bronze™ with Polished Brass Accents
<b>CLP</b>	Classic Pewter	<b>OAU</b>	Olde Auburn™	<b>VNB</b>	Vintage Natural Brass™
<b>CLR</b>	Clear	<b>OB</b>	Olde Brick®	<b>WBR</b>	Wispy Brûlée
<b>CLZ</b>	Classic Bronze	<b>OBB</b>	Oil Brushed Bronze™	<b>WCP</b>	Weathered Copper
<b>CMB</b>	Cambridge	<b>OI</b>	Olde Iron	<b>WSP</b>	Weathered Steel
<b>CMZ</b>	Cambridge Bronze	<b>OLZ</b>	Oiled Bronze	<b>WH</b>	White
<b>CP</b>	Champagne	<b>OMC</b>	Olde Mill Copper™	<b>WZC</b>	Weathered Zinc
<b>CPBG</b>	Champagne and Brushed Gold	<b>ORZ</b>	Oil Rubbed Bronze		
		<b>OZ</b>	Olde Bronze®		
		<b>OZCLR</b>	Olde Bronze® with Clear Glass		
		<b>OZMER</b>	Olde Bronze® with Mercury Glass		

## CONNECT WITH US



Like us on: [facebook.com/Kichler.Lighting](https://www.facebook.com/Kichler.Lighting)  
 Follow us on: [twitter.com/KichlerLight](https://twitter.com/KichlerLight)  
 Watch us on: [youtube.com/KichlerLighting](https://www.youtube.com/KichlerLighting)  
 Join us on: [houzz.com/pro/KichlerLighting/Kichler](https://www.houzz.com/pro/KichlerLighting/Kichler)  
 Find us on: [pinterest.com/KichlerStyle](https://www.pinterest.com/KichlerStyle)  
 Follow us on: [instagram.com/KichlerLighting](https://www.instagram.com/KichlerLighting)

To find an Authorized Dealer, visit [Kichler.com](http://Kichler.com)

### KICHLER

7711 E. Pleasant Valley Rd.  
 PO Box 318010  
 Cleveland, Ohio 44131-8010



## Our Vision

At Kichler, everything we do, every single day, is with the intention of creating and delivering products that allow people to see what matters most to them. We will do that by relentlessly pursuing ever-better quality, ensuring continued innovation, always going one step further in our commitment to exceptional customer service and education, as well as creating on-trend designs that are both stylish and “life-stylish,” promising to deliver project success for you.

Get inspired at [Kichler.com](https://www.kichler.com)

Featured on Front Cover: Andover Outdoor Wall 49865 WZC | Page 94

Catalog No. K818 | Printed in USA, 16KD4499-125M | For more information call: 866-558-5706

© The L.D. Kichler Co. All rights reserved. Kichler® The majority of newer Kichler fixtures are U.S. and Canadian Patent Pending.