



Milwaukee®

Product Catalog 2005-2006

Milwaukee Electric Tool Corporation



MILWAUKEE ELECTRIC TOOL CORPORATION

13135 West Lisbon Road • Brookfield, WI 53005-2550 • Phone: 262-781-3600 • Fax: 262-783-8555 • CUSTOMER SERVICE: Phone: 800-SAWDUST • Fax: 800-638-9582

CANADA: 755 Progress Avenue • Scarborough, Ontario M1H 2W7 • Phone: 416-439-4181 • Fax: 416-439-6210

MEXICO: Blvd. Abraham Lincoln, #13 • Colonia Los Reyes, Zona Industrial • Tlalpan, C.P. 54073 • Edo. de Mexico • Telefono (55) 5565-1414 • Fax (55) 5565-0925

www.milwaukeetool.com

CAT2005-06/6-05/350M/VH/Printed in U.S.A.

MILWAUKEE ELECTRIC TOOL CORPORATION

THE NEXT CORDLESS

BAND SAW

Finally, a cordless band saw that's as fast and powerful as Milwaukee's corded. V28 gives you 4-3/4" x 4-3/4" deep-cutting capacity for high speed cutting where and when you need it.



HAMMER-DRILL

The V28 hammer-drill provides awesome power with its 28 volt motor giving you 600 in.-lbs. of max. torque and up to 27,000 BPM. It drills up to twice the number of holes as an 18 volt.



CIRCULAR SAW

Cut faster, longer and with more power than any 24 volt saw on the market. Get up to twice the run time of an 18 volt with no extra battery weight.



V28 LITHIUM-ION BATTERY

Awesome power and up to twice the run time of an 18 volt with no extra battery weight.



THE MOST POWERFUL CORDLESS
TOOL SYSTEM ON THE PLANET



REVOLUTION IS HERE.

IMPACT WRENCH

Unbelievable torque, at over 300+ ft.-lbs. it sets the standard for cordless impact wrenches. With its exclusive reversible battery it offers the ultimate in balance.

SAWZALL® RECIP SAW

At 3000 SPM, it's faster cutting than most corded models. With up to twice the run time, it means increased productivity no matter what you cut or where you cut it.

ROTARY HAMMER

It's coming. The most powerful cordless rotary hammer in its weight class will be available early 2006.



Everything you thought about cordless tools has changed. In creating the new V28 Lithium-Ion line, we challenged ourselves to give you what you've been demanding, cordless power that performs like a corded tool. The result? 28 volts of awesome power, up to 2X the run time of an 18 volt with no extra battery weight and a battery fuel gauge that tells you when it's time to recharge. Plus, with fade-free power, unlike NiCd, your last use is as powerful as the first. Take a test drive at V28Power.com.



Milwaukee[®]

THERE AREN'T
MANY JOBS THAT
REQUIRE A GUY TO
BE JUST AS TOUGH
AS HE IS SMART.

Rodney Dangerfield gets none of it, Aretha Franklin asks for it, and the trades definitely need it. We're talking about a little R-E-S-P-E-C-T.

If you've seen our new ads or been to a recent Milwaukee event, you might have noticed a new look, featuring real tradesmen. It revolves around respect for what you do, both on and off the job site.

RESEARCHING THE TRADES

Milwaukee interviewed hundreds of trades people across the country, many of them Heavy Duty Club Members, asking about your jobs, your tools, and what is important to you. Here's what you told us: You like your jobs, your independence from an office and even the changes in weather. You like the guys you work with and the challenges you face when the blueprints aren't right. You have fun, but you're not the loud mouth braggart shown in beer commercials. More realistically, you like using your experience and skills to help apprentices and others in your communities. You're dedicated and take great pride in your work, even to the point of photographing a job or taking your family to see it. But your biggest frustration is people who don't value the knowledge, effort and experience it takes to build bridges or their homes. Your job is just as important to our society as a teacher, doctor or a lawyer. Your tools are important as well, and you rely on them each day to perform without returning or repairing tools that fail.

With your average age at 47, the trades have a potential crisis in the making, as you retire in the next 10-15 years. Vo-tech schools tell us that fewer young people than ever are entering the trades, partly because the Nintendo generation hasn't been sold on all that the professional trades offer.

BUILDING THE NEXT GENERATION

At the end of this research, we knew that although Milwaukee has always respected the trades, we could help get the message through to everyone else, that work in the trades is challenging and rewarding, especially for the next generation of professionals. Milwaukee can help get more recognition and respect for what you do through our communication efforts. We understand our business can only be as strong as the trades.

A MESSAGE WITH MEANING

Other power tool companies focus only on their latest products' features and benefits. We developed the Respect message to show the value of honest labor, your pride in workmanship and the passion and dedication you bring to your job. We hope to elevate the trades and raise the consciousness of trade careers as an option. As you told us, a career in the trades beats many jobs in the service sector or dwindling manufacturing jobs. They can be more rewarding than white-collar careers in many ways, too.

Working closely with Vo-tech schools, trade associations, unions, Habitat-for-Humanity and Fire and Rescue training we plan to convey the "Respect for the Trades" message in all of our brand communications from trade ads, calendars, T-shirts and screen savers to Vo-tech recruitment posters.

RED ZONE EXPERIENCE

To get the message out we've launched the Red Zone Experience, a 53-foot interactive mobile event and training vehicle designed to provide hands-on testing of Milwaukee tools for professional tradesmen and women. The Red Zone Experience offers power tool application and safety training as well as provides the latest new product innovations from Milwaukee. The 53-foot trailer has pop-out sides that expand the rig into a

mobile training center and also has extensive areas for contractors to test new products. It is designed with three separate zones that feature the Milwaukee Experience - a job-site themed theater for video presentations, a training facility/ display area and a product testing area.

Additionally, Milwaukee intends to elevate the trades and raise the consciousness of trade careers as an option. The Red Zone Experience is being used to promote to potential students the benefits and rewards of careers in the trades using Milwaukee's Respect for the Trades message.

Visit the Milwaukee website to see when the Red Zone Experience will be in your area.

V28™ TOOLS, AN EXAMPLE OF INNOVATION

Of course, Milwaukee will continue to build nothing but heavy-duty tools. Unlike competitors who spend millions on marketing hype, we have always focused on end-user research, innovative designs and quality components to solve everyday problems. We respect tradesmen through manufacturing tools designed with better ergonomics, anti-vibration handles, lower noise ratings and dust collection bags as well as innovative, productivity enhancing features such as adjustable handles. You work hard enough and we need to provide tools that are faster, easier and safer, as well as more comfortable to use.

An example of this innovation continues with the development of the revolutionary V28™ Lithium Ion Cordless Tool System after nine years of research and development. As the first power tool company to successfully harness the power of lithium for high amp draw power tool applications, we offer measurable productivity increases. The V28 line provides 40-50% more power and up to 2X the run time of 18 volt batteries. With V28 battery technology, nearly 40 years after the initial development of cordless tools, cordless power is finally beginning to fulfill its original promise.

SERVICE/SUPPORT

You also told us how important it is for manufacturers to stand behind their products. We understand that you need your tools to last day in and day out, for this reason serviceability is designed into every tool we produce. If a problem does arise, we offer the largest authorized service network available to get you and your tool back on the job fast, because we recognize your time is money.

HELPING OUR COMMUNITIES

And like you, our employees help our communities, quietly and without hype. We annually support Habitat for Humanity, SIDS, Special Olympics, United Way, PBS television and more. We give back to our communities through hurricane and other disaster relief efforts with tools, vehicles, volunteers and financial aid. After all, we all share the same vision of building our communities...

PRIDE IN WORKMANSHIP. RESPECT FOR HONEST LABOR. DEDICATION TO MAKING A DIFFERENCE. THESE ARE THE BELIEFS WE SHARE WITH THE PROFESSIONAL MEN AND WOMEN WE SERVE.

MILWAUKEE

NOTHING BUT HEAVY DUTY



THE BENEFITS OF MEMBERSHIP

HEAVY DUTY CLUB: OUR PLEDGE TO YOU

Join an elite group of power tool users

IT'S FREE AND YOU'LL GET ...

- A Postage Pre-Paid warranty card
- On-Line Warranty Registration
- A Newsletter full of tool tips, tool testimonials and the latest new product information
- "Members Only" Special Offers on power tools, accessories and apparel
- To help test new tools

You work hard day in and day out and expect your tools to work as hard as you do. As a Professional Tool User you expect your tool to be durable, reliable and HEAVY DUTY...in other words a MILWAUKEE.

The Heavy Duty Club provides a special forum for users like you. Become a member of Milwaukee's Heavy Duty Club and you'll become part of an elite group of power tool users.

The Heavy Duty Club is a way to share new tool information, tool tips and valuable input that's key for us to develop tools that better meet your needs. In return we will offer member specials, updates on promotions, a commitment to a little fun and you'll receive:

- **A Newsletter** packed with useful tool tips and new tool information
- **Special "Members Only" Access** to the Heavy Duty Club Web Site
- **Special "Members Only" Offers** for Milwaukee tools, accessories and gear
- **Contests And Discount Coupons**
- The opportunity to **Win Tools And "Milwaukee Gear"**
- **Store And Register All Your Tools** in "My Tool Box"
- **Tool Tips** and techniques from tool maintenance to specific tool or accessory applications
- **A Heavy Duty Club "Tool Talk" Board** for members to discuss power tool questions, solutions and information to aid other tool users.
- **Magazine Articles** on tools and the latest Club News
- **Tool Testimonials** from Milwaukee users that redefine durable, reliable and HEAVY DUTY
- Take surveys to help us make **Tools That Meet Your Needs**

As a member, let us know what you think. This is your club, and we pledge to keep it useful, fun and helpful to you.

FOR EVEN MORE INFORMATION ON OUR PRODUCTS TRY OUR WEBSITE AT: www.milwaukeetool.com

- Join The Heavy Duty Club Online And Receive Special "Member Only" Offers, Access To "Tool Tips" And The Latest New Products.
- Find An Online Or Local Distributor
- Learn About Milwaukee
- Find Warranty And Service Information Including Service Parts Lists, Wiring Instructions And Operators Manuals
- Tool Comparisons
- Brochures, Interactive Demos
- Related Articles
- Suggested Accessories
- Tool Training Online
- Screen Savers, Wallpapers and More!





HEAVY-DUTY WARRANTY FACTORY SERVICE/SALES SUPPORT: 1-800-SAWDUST

Monday – Friday • 6:00 AM – 6:30 PM • CST

THE INDUSTRY'S BEST HEAVY-DUTY WARRANTY!



FIVE-YEAR TOOL LIMITED WARRANTY

Every MILWAUKEE tool is tested before leaving the factory and is warranted to be free from defects in material and workmanship. MILWAUKEE will repair or replace (at MILWAUKEE's discretion), without charge, any tool (including battery chargers) which examination proves to be defective in material or workmanship from for five (5) years after the date of purchase. Return the tool and a copy of the purchase receipt or other proof of purchase to a MILWAUKEE Factory Service/Sales Support Branch location or MILWAUKEE Authorized Service Station, freight prepaid and insured. This warranty does not cover damage from repairs made or attempted by other than MILWAUKEE authorized personnel, misuse, alterations, abuse, normal wear and tear, lack of maintenance, or accidents. Certain parts of certain tools, such as but not limited to o-rings, seals, bumpers, and driver blades for MILWAUKEE nailers and stapling tools, are considered normal wear and tear items not covered by this warranty.

The warranty period for V28 Li-Ion Battery Packs is two (2) years from the date of purchase. The warranty period for Ni-Cd Battery Packs, Flashlights, Radios, and Professional Hoists (lever, chain, and electric) is one (1) year from the date of purchase.

THE REPAIR AND REPLACEMENT REMEDIES DESCRIBED HEREIN ARE EXCLUSIVE. IN NO EVENT SHALL MILWAUKEE BE LIABLE FOR ANY INCIDENTAL, SPECIAL, OR CONSEQUENTIAL DAMAGES OR FOR ANY EXPENSES, LOSSES OR DELAYS INCIDENTAL TO ANY DAMAGE TO, FAILURE OF, OR DEFECT IN ANY PRODUCT, INCLUDING BUT NOT LIMITED TO LOSS OF PROFITS.

THIS WARRANTY IS EXCLUSIVE AND IN LIEU OF ALL OTHER WARRANTIES, OR CONDITIONS, WRITTEN OR ORAL, EXPRESS OR IMPLIED. WITHOUT LIMITING THE GENERALITY OF THE FOREGOING, MILWAUKEE DISCLAIMS ANY IMPLIED WARRANTY OF MERCHANTABILITY OR FITNESS FOR A PARTICULAR USE OR PURPOSE AND ALL OTHER IMPLIED WARRANTIES.

This warranty gives you specific legal rights. You may also have other rights that vary from state to state and province to province. In those states that do not allow the exclusion of implied warranties or limitation of incidental or consequential damages, the above limitations or exclusions may not apply to you. This warranty applies to the United States, Canada, and Mexico only.

1-YEAR FREE MAINTENANCE

Consists of electrical safety checks and performance tests. Available only at Milwaukee Service/Sales Support Branches.

MILWAUKEE DISTRIBUTORS:

MILWAUKEE Electric Tools are sold only through Authorized Distributors with experienced personnel to assist you in selecting the proper tools for your specific requirements and that maintain well-balanced inventories of tools for fast delivery.



Look for your nearest **MILWAUKEE** distributor in the Yellow Pages—under "Tools - Electric."

Or visit our website www.milwaukeetool.com and click on **Where to Buy**

LISTED:

MILWAUKEE Heavy-Duty Tools bearing the monograms of Underwriters' Laboratories, Inc., or Canadian Standards Association are listed by their testing laboratories as having complied with their standards for safety. Milwaukee Electric Tool Corporation certifies that all tools comply with O.S.H.A. and U.L. requirements.



MILWAUKEE MOTORS:

All MILWAUKEE corded tool motors are universal type and will run equally well on DC or AC (20 to 60 Hz) except those used on Bench Grinders, Water Pumps, Vacuum Pumps and Hoists. Tools with switches or controls requiring AC operation are indicated as "AC" or "AC Only" under the tool's specifications.

GENERAL INFORMATION:

The Milwaukee Electric Tool Corporation reserves the right to make any change or improvements to its products without incurring any liability or obligation whatever and without being required to make any corresponding changes or improvements in products previously manufactured or sold.

OPERATING INSTRUCTIONS:

An operator's manual is furnished with each MILWAUKEE Electric Tool. Please read it carefully for best care and performance. **IMPORTANT—Pay particular attention to all safety warnings before operating any power tool.**

HORSEPOWER

Horsepower ratings in this catalog refer to the maximum horsepower output developed by the tool and not the power developed at rated current.

CORPORATE NAMES & TRADEMARKS

All trademarks and registered trademarks are the property of the Milwaukee Electric Tool Corporation. © 2005 Milwaukee Electric Tool Corporation

- | | | | |
|------------|-------------------------|----------------|------------|
| 44 MAGNUM™ | LOK-TOR® | SHARP-FIRE® | TILT-LOK™ |
| BODYGRIP™ | MAGNUM® | SMART START™ | U.S.1® |
| CLIP-LOK™ | MILWAUKEE® | STEEL HAWG® | V28™ |
| EAGLE™ | NOTHING BUT HEAVY DUTY® | SUPER HAWG® | VAC-U-RIG® |
| ENDURANCE® | POWER-TIGHT™ | SUPER SAWZALL® | |
| FAT PACK™ | QUIK-LOK™ (blade clamp) | SUPER SHARP® | |
| GRIP-LOK™ | QUIK-LOK® (cord) | SUPER-TOUGH® | |
| HAWG WASH® | ROTO-LOK® | THE AX™ | |
| HAWK® | ROUTERSTATION™ | THE TORCH® | |
| HEX GRIP™ | SAWZALL PLUS® | THE RED ZONE™ | |
| HOLE HAWG® | SAWZALL® | THUNDERBOLT™ | |
| JOB SAW™ | SAWZALL - THE HATCHET® | THUNDERMAX™ | |



TRADE ASSOCIATIONS:



MILWAUKEE SYMBOLS AND ICONS USED IN CATALOG:



Tools with this designation have built-in hi-tech electronic switching and speed control components.



Tools featuring the "Available Cordless" symbol are also available as a cordless product. The page number will appear with the symbol.



HEAVY-DUTY TOOL AND ACCESSORY INDEX

www.milwaukeetool.com

CONTRACTOR ACCESSORIES

Job Site Armor™/Personal Protective Equipment:	
Safety Eyewear	39
Hearing and Respiratory Protection	39
Work Gloves	39
Misc. Accessories, Holsters, Gloves, Tool Belts, Organizers	35, 40

CORDLESS & ACCESSORIES

28 Volt Tools - V28™	2-3, 10-16
18 Volt Tools	17-26
18 Volt Combo Kits	18-19, 21
14.4 Volt Tools	28-30
12 Volt Tools	32-33
2.4 Volt Tools	34
2.4 Volt Accessories	34
Batteries	34-35
Chargers	16, 35-36
Chucks for Cordless Tools	38
Contractor Bags and Carrying Cases	19, 37
Job Site Radio	19, 27
Work Lights	16, 31

DIAMOND CORING EQUIPMENT

DRILLS, ACCESSORIES & BITS

1/4" Drills	45
3/8" Drills	41, 44
1/2" Drills	41-43, 47, 50-52
1/2" Drills with R.A.D.	48
3/4" Drills	50
1-1/4" Drills	50
Angle Drive (R.A.D.) Conversion Units	49
Auger Bits	56
Bellhanger Bits	57
Cable Bits	57
Carbide-Tip Cutters	61
Carbide-Tip Masonry Bits	67
Chucks and Keys	54
Drain Cleaner & Accessories	46
Drill Bit Sets	65-66
Electricians' Bits	56
Flat Boring Bits	57
Forstner Bits	62
Hole Saws	58-61
Quik-Lok® Cords	51
R.A.D. Drill Attachments	53
Selffeed Bits	55
Step Drill Bits	62
Twist Drill Bits	63-66
Wire Brushes – 1/4" Shank	67

ELECTROMAGNETIC DRILLS & ACCESS.133-138

FASTENING

Adjustable Clutch Screwdrivers	73
Drywall Screwdriver	72
General Purpose Screwdrivers	71
Impact Wrenches	75-76
Screwdriver Accessories	73-74
Sharp-Fire® Systems and Accessories	68-70

HAMMERS

1/2" Hammer-Drills	77
3/4" SDS Rotary Hammer	80
7/8" SDS Rotary Hammers	79
1" SDS Rotary Hammers	80
1-1/8" SDS Rotary Hammer	81
1-1/2" Rotary Hammers	85-86
1-3/4" Rotary Hammers	84
Combination and Demolition Hammers	89-90
44 Magnum™ SDS Bits	82

HAMMERS ACCESSORIES & BITS

Demolition Accessories	90-91
Hammer Accessories (Chucks, Cases, Cords etc.)	78
Hex Shank Bits	78
L.H.S. Components	88

HAMMERS ACCESSORIES & BITS (continued)

SDS Bits	81-83
SDS-Max Bits	83, 87-88
Spline Bits	83, 87-88

HEAT GUNS & ACCESSORIES

HEAVY DUTY CLUB

LIFTING TOOLS

Hoists, Trolleys & Slings	169-171
---------------------------------	---------

METALWORKING & ACCESSORIES

4-1/2" and 5" Sander/Grinder	143-145
6" Right Angle Grinder	146
7" and 9" Sanders and Grinders	147-150
8" Metal Cutting Circular Saw	139
8" Metal Cutting Circular Saw Blades	119
Bandfile and Belts	142
Cut-Off Machines & Wheels	140-141
Diamond Blades	119, 156
Die Grinders, Accessories and Points	159
Grinder Accessories, Guards and Discs	155-156
Sander Accessories and Discs	151

Sanding/Grinding Accessories:

Flap Discs	153
Type 1 and Type 27 Abrasive Grinding / Cut-off Wheels	154
Wire Brushes and Wheels	152
Straight Grinder and Accessories	158

NIBBLERS & ACCESSORIES

POLISHERS & ACCESSORIES

RADIO

ROUTERS, BITS & ACCESSORIES

SANDERS & ACCESSORIES

SAWS & ACCESSORIES

7-1/4" Circular Saws	110-111
8" Metal Cutting Circular Saw	139
8-1/4" Circular Saw	112
10-1/4" Circular Saw	112
Abrasive Cutting Wheels	119
Band Saws	108
Band Saws Blades	109
Chain Saw & Accessories	106
Circular Saw Blades	118
Diamond Blades	119
Hack Saw Frames & Blades	107
Jig Saws	120
Jig Saw Blades	121-122
Job Saw, Blades and Accessories	107
Miter Saws	114-116
Miter Saw Accessories	115-116
Miter Saw Blades	118
Panel Saw and Accessories	117
Sawzall® – Reciprocating Saws	97-101
Sawzall® Reciprocating Saw Accessories	97-98, 105-106
Sawzall® Reciprocating Saw Blades	102-104
Worm Drive Circular Saws	113

SHEARS & ACCESSORIES

VACUUM CLEANERS & ACCESSORIES

WOODWORKING

Sanders & Accessories	123-125
-----------------------------	---------

PREMIUMS-HEAVY DUTY GEAR

WARRANTY

WEBSITE INFORMATION

SERVICE

Branches/Sales Support	172
Service Stations	173-185



Quality for you —
Environmentally
friendly for your
future.

OUR PRODUCTS ARE DESIGNED, MANUFACTURED AND
SERVICED TO MINIMIZE IMPACT ON THE ENVIRONMENT.



HEAVY-DUTY TOOL INDEX BY CATALOG NUMBER

CAT. NO.	PAGE NO.	CAT. NO.	PAGE NO.	CAT. NO.	PAGE NO.	CAT. NO.	PAGE NO.	CAT. NO.	PAGE NO.	CAT. NO.	PAGE NO.
49-24-0200	19, 27	1250-1	47	5321-21	85	6101-6	142	6515-27	22	9075-20	76
0100-20	45	1610-1	50	5321-22	85	6125	125	6515-99	22	9078-20	24
0101-20	45	1630-1	50	5327-21	90	6140-6	145	6519-22	99	9078-22	24
0200-20	44	1660-6	50	5336-22	90	6141	145	6523-21	97	9079-20	24
0201-20	44	1663-20	50	5337-21	89	6145	145	6524-21	99	9079-22	24
0202-20	44	1670-1	51	5338	90	6148-6	144	6536-21	98	9079-23	24
0233-20	44	1675-6	51	5339-21	89	6149-6	144	6538-1	34	9081-20	28
0234-6	42	1676-6	51	5340-21	89	6149-20	144	6539-6	34	9081-22	28
0235-21	42	1680-20	52	5342-21	89	6151	144	6540-1	34	9082-20	28
0244-1	42	1680-21	52	5345-21	84	6153-20	143	6545-6	34	9082-22	28
0299-20	43	1854-1	50	5346-21	84	6154-20	143	6546-6	34	9083-20	28
0300-20	43	2404-1	50	5359-21	81	6155-20	143	6547-1	34	9083-22	28
0302-20	43	3002-1	48	5360-21	81	6156-20	143	6547-22	34	9092-20	76
0375-6	41	3102-6	48	5361-20	26	6160-20	146	6560-20	33	9099-20	24
0379-1	41	3107-6	48	5361-24	26	6176-20	140	6560-21	33	9099-23	24
0566-1	46	3109-20	25	5362-6	80	6180-20	140	6560-23	33	9560	170
0567-1	46	3109-24	25	5366-21	79	6190-20	141	6560-24	33	9561	170
0602-22	32	3300-1	48	5368-21	79	6215	106	6580-20	73	9562	170
0612-22	30	4004	92	5368-22	79	6225	108	6581-20	73	9565	170
0612-26	30	4005	92	5378-20	77	6226	108	6702-20	68	9566	170
0614-20	29	4079	92	5378-21	77	6230	108	6703-20	68	9567	170
0614-24	29	4090	92	5381-20	77	6232-6	108	6706-20	68	9568	170
0616-20	29	4094	92	5381-22	77	6236	108	6707-20	68	9570	170
0616-24	29	4096	92	5383-21	80	6238	108	6708-21	68	9571	170
0622-20	20	4097-20	92	5387-20	77	6266-22	120	6740-20	71	9572	170
0622-24	20	4115	95	5387-22	77	6268-22	120	6742-20	72	9573	170
0624-20	19, 20	4115-22	95	5455	157	6276-21	120	6790-20	71	9621	170
0624-24	20	4120	95	5460-6	157	6310-20	19, 23	6791-21	71	9641	170
0624-249	20	4120-22	95	5540	157	6310-22	23	6805	160	9661	170
0719-20	12	4125	94	5615-20	127	6320-20	19, 23	6815	160	9667-20	169
0719-22	12	4130	94	5615-21	127	6320-22	23	6850	160	9668-20	169
0724-20	11	4136	94	5615-29	127	6370-20	139	6880	161	9669-20	169
0724-24	11	4202	135	5616-20	127	6370-21	139	6890	161	9670-20	169
0729-20	15	4203	135	5616-21	127	6375-20	111	8911	162	9671-20	169
0729-21	15	4204-1	133	5616-29	127	6375-21	111	8912	162	9672-20	169
0730-20	14	4206-1	133	5619-20	126	6376-20	111	8925	162	9673-20	169
0730-22	14	4208-1	134	5619-29	126	6377-6	113	8926	163	9674-20	169
0779-20	13	4209-1	134	5625-20	126	6378	113	8927	163	9675-20	169
0779-22	13	4210-1	134	5625-29	126	6390-20	110	8934-6	163	9676-20	169
0901-24	18	4253-1	135	5936	124	6390-21	110	8936-20	163	9677-20	169
0901-28	18	4262-1	135	6010-6	124	6391-21	110	8938-20	163	9678-20	169
0902-24	18	4270-20	136	6016-6	123	6394-21	110	8945	164	9679-20	169
0902-28	18	4270-21	136	6017-6	123	6405-6	112	8950	162	9680-20	169
0903-28	18	4292-1	135	6018-6	123	6460	112	8955	162	9681-20	169
0912-29	18	4297-1	135	6019-6	123	6480-20	117	8965	162	9682-20	169
0923-25	18	5192	159	6065-6	148	6486-20	117	8975-6	167	9683-20	169
0923-29	18	5194	159	6066-6	148	6490-6	116	8977-20	167	9684-20	169
0928-29	16	5196	159	6072	147	6494-6	115	8978-20	168	9685-20	169
0934-29	18	5211	158	6078	147	6497-6	114	8980	167	9686-20	169
1001-1	47	5223	158	6080-20	149	6509-20	101	8985	167	9687-20	169
1007-1	47	5243	158	6081-20	149	6509-22	101	8988-20	168	9688-20	169
1101-1	47	5314-21	86	6082-20	149	6514-20	19, 21	9070-20	75	9689-20	169
1107-6	47	5315-21	85	6086-20	150	6514-21	21	9071-20	75	9690-20	169
1109-20	25	5315-22	85	6088-20	150	6514-29	21	9072-20	75	9691-20	169
1109-24	25	5318-21	86	6089-20	150	6515-20	19, 22	9072-22	75		

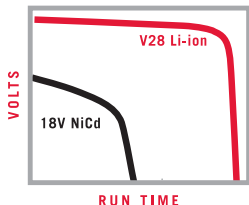
THE REVOLUTION STARTS HERE

NEW Cordless Tool System With Lithium-Ion Battery Technology

V28™

CONSISTENT POWER

■ Unlike NiCd batteries, V28 Li-ion batteries maintain their power level throughout their entire discharge cycle. The last cut (hole drilled, etc.) feels as powerful as the first. This means more productivity per battery.



UP TO 2X THE RUNTIME OF 18V

■ Milwaukee's 28 volt, 3.0 Amp-Hr. battery has up to 2x the run time of comparable 18V, 2.4 Amp-Hr. NiCd packs. (See Independent Test Data on each tool from Intertek Testing Service.)

LONGER PACK LIFE

■ The combination of Milwaukee's specialized high power Lithium-Ion battery cells and our performance optimizing circuit, provides up to 2-1/2 times more lifetime work output when compared to today's 18V NiCd.

COMPACT Li-ion POWER

■ Lighter weight than 18V NiCd and NiMH Packs.

NO MEMORY EFFECT

■ V28 Li-ion Batteries can be charged at any time without creating a memory effect, regardless of the pack's current charge level.

Only Seven 4 Volt Li-ion Battery Cells Are Required To Power The V28 Battery. (Most 18V NiCd Batteries Require 15 Separate Cells – A Much More Complex Design.)



4-Point Battery Strap Welds Per Cell Ensures Job Site Durability



FEWER CELLS, LESS THAN HALF THE WEIGHT

One V28 Lithium-Ion cell can do the same work as four and one-half standard NiCd cells.



Encapsulated Electronics Are Protected From Vibration, Debris And Moisture

Performance Optimizing Circuit Maintains Cell Balance

Performance Optimizing Circuit Improves Run Time And Prolongs Battery Life

Battery Fuel Gauge Shows How Much Charge Is Left – No More Guessing Which Battery Is Fully Charged



Latches Quickly And Easily Release The Battery

Heavy Duty Construction Withstands Up To 10' Drop

Rubber Foot Provides Impact Protection And Prevents Sliding On Slick Surfaces

NO. 48-11-2830



LONGER PACK LIFE/2 YEAR BATTERY WARRANTY

■ The combination of Milwaukee's specialized high power Lithium-Ion battery cells and our performance optimizing circuit, provides up to 2-1/2 times more lifetime work output when compared to today's 18V NiCd.



28 VOLT

HEAVY-DUTY V28™ LITHIUM-ION 1/2" HAMMER-DRILLS

Ratcheting, Single-Sleeve Chuck With carbide jaws for superior gripping strength

Heavy-Duty 2-Speed Gear Box, With all metal gears, delivers 0-600/0-1,800 RPM; 0-9,000/0-27,000 BPM

28 Volt Milwaukee High Power Motor Delivers 600 in-lbs of torque

Metal Hammer Selector For added durability

Clip-Lok™ System Secures Tool to Belt with One-Hand

Comfortable Non-Slip Soft-Grip Reduces vibration and fatigue

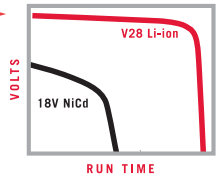
Reversible Battery pack Allows user to change drill balance for overhead work or in confined areas

THE REVOLUTION STARTS HERE
NEW CORDLESS TOOL SYSTEM WITH LITHIUM-ION BATTERY TECHNOLOGY

28V POWER AT 18V BATTERY WEIGHT!
UP TO 2X THE RUN TIME OF 18V

28 VOLT LITHIUM-ION BATTERIES

- Up To 2x Run-Time Of 18V Tools
- Lightweight – 28V Power With 18V Weight
- No-Memory Effect
- Consistent "Fade Free" Power – The Last Cut Feels As Powerful As The First!
- Battery Fuel Gauge Shows How Much Charge Is Left – No More Guessing Which Battery Is Fully Charged



V28™ CLIP-LOK™ 42-70-5005 (service part only)

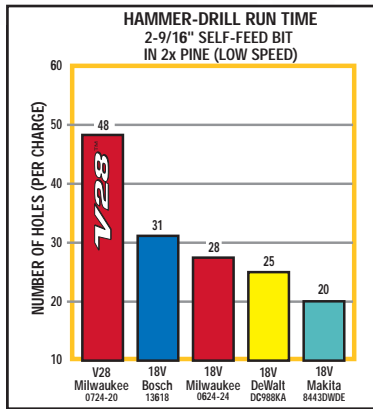
- Back Of Clamp Is Large And Contoured To Distribute Load More Evenly – Eliminates Pressure Points
- Screw Holes Allow For Easy Attachment To Wall, Work Bench, Etc.
- Textured Clamping Areas Provide Better Grip Into Belt/Clothing



NEW

0724-24* (KIT)

- T-HANDLE DESIGN HAMMER-DRILL PROVIDES OPTIMUM BALANCE AND COMFORT



*Certified testing by independent test lab (Intertek)



* TOOL AVAILABLE WITHOUT BATTERY, CHARGER OR CASE. SEE "-20" MODELS IN SPECIFICATIONS CHART BELOW

SPECIFICATIONS

CATALOG NUMBER	VOLTS DC	CHUCK SIZE	BATTERY AMP-HRS	NO. OF BATTERIES INCLUDED	NO LOAD DRILL SPEED RPM		NO LOAD DRILL SPEED BPM		MAX. TO. IN.-LBS.	LENGTH (INCHES)	NET WGT. LBS.	SHIP. WGT. LBS.
					HIGH	LOW	HIGH	LOW				
• 0724-20	28	1/2"	3.0	0	0-1800	0-600	0-9000	0-27,000	600	10-1/2	4.4 W/O BATTERY	5.0
0724-24 KIT	28	1/2"	3.0	2	0-1800	0-600	0-9000	0-27,000	600	10-1/2	6.7 W/ BATTERY	16.9

STANDARD EQUIPMENT: FOR 0624-20 – Tool w/Clip-Lok™ System, Side Handle and Phillips Bit. **FOR 0624-24** – Tool w/Clip-Lok™ System, Side Handle and Phillips Bit, (2) 28V Battery Packs, One-Hour Charger and Impact Resistant Carrying Case

- Tool only, less battery, charger and case.



28 VOLT

HEAVY-DUTY V28™ LITHIUM-ION SAWZALL® RECIP SAW



1-1/8" Stroke, 0/2,000 - 0/3,000 SPM for extremely fast cutting

Rugged Metal Quik-Lok™ Blade Clamp for fast tool-free blade changes

Feels And Cuts Like A Corded Saw

28 Volt Milwaukee High Power Motor

High/Low Speed Selector Switch With Lock

Tool-Free Adjustable Shoe quickly adjusts blade depth

Exclusive Gear Protecting Clutch for long life

Comfortable Two-Finger Variable Speed Trigger, 0-2000/0-3000 SPM

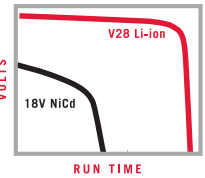
Comfortable Non-Slip Soft-Grip reduces vibration and fatigue

THE REVOLUTION STARTS HERE NEW CORDLESS TOOL SYSTEM WITH LITHIUM-ION BATTERY TECHNOLOGY

28V POWER AT 18V BATTERY WEIGHT! UP TO 2X THE RUN TIME OF 18V

28 VOLT LITHIUM-ION BATTERIES

- Up To 2x Run-Time Of 18V Tools
- Lightweight – 28V Power With 18V Weight
- No-Memory Effect
- Consistent "Fade Free" Power – The Last Cut Feels As Powerful As The First!
- Battery Fuel Gauge Shows How Much Charge Is Left – No More Guessing Which Battery Is Fully Charged

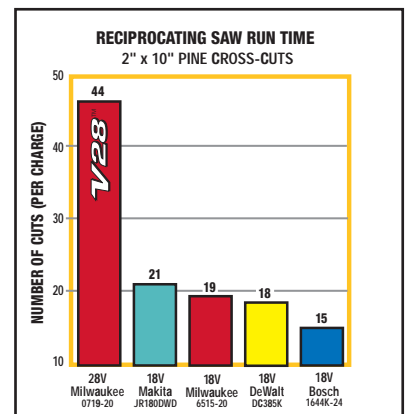


NEW

0719-22* (KIT)
 • ACCEPTS STANDARD 1/2" SHANK SAWZALL® BLADES



WARRANTY
5 YEAR TOOL
2 YEAR BATTERY



*Certified testing by independent test lab (Intertek)

SPECIFICATIONS

CATALOG NUMBER	VOLTS DC	STROKE LENGTH	BATTERY AMP-HRS	NO. OF BATTERIES INCLUDED	SPEED RPM		LENGTH (INCHES)	NET WGT. LBS.	SHIP. WGT. LBS.
					HIGH	LOW			
• 0719-20	28	1-1/8"	3.0	0	0-3000	0-2000	18	6.8 W/O BATTERY	9.1
0719-22 KIT	28	1-1/8"	3.0	2	0-3000	0-2000	18	9.1 W/ BATTERY	17.4

STANDARD EQUIPMENT: FOR 0719-20 • Tool w/(2) Super Sawzall® Blades. FOR 0719-22 – Tool w/(2) Super Sawzall® Blades, (2) 28V Battery Packs, One-Hour Charger and Impact Resistant Carrying Case

• Tool only, less battery, charger and case.



28 VOLT

HEAVY-DUTY V28™ LITHIUM-ION IMPACT WRENCH



Hanger Bracket w/ solid steel ring

28 Volt Milwaukee High Power Motor delivers 325 ft. lbs. of torque, 0-1,450 RPM and 0-2,450 BPM

Flat Head Detent Pin for secure socket retention (round head pin also included)

Magnesium Gearcase for added durability and lighter weight

Comfortable Non-Slip Soft-Grip reduces vibration and fatigue



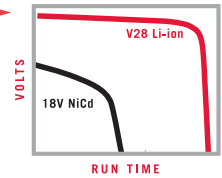
Reversible Battery Pack allows user to change tool's balance for overhead work or to fit in tight areas

**THE REVOLUTION STARTS HERE
NEW CORDLESS TOOL SYSTEM WITH LITHIUM-ION BATTERY TECHNOLOGY**

**28V POWER AT 18V BATTERY WEIGHT!
UP TO 2X THE RUN TIME OF 18V**

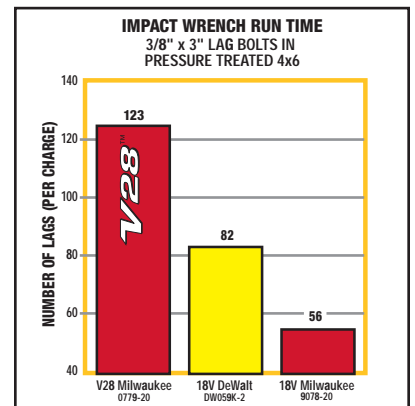
28 VOLT LITHIUM-ION BATTERIES

- Up To 2x Run-Time Of 18V Tools
- Lightweight – 28V Power With 18V Weight
- No-Memory Effect
- Consistent "Fade Free" Power – The Last Cut Feels As Powerful As The First!
- Battery Fuel Gauge Shows How Much Charge Is Left – No More Guessing Which Battery Is Fully Charged



NEW

0779-22* (KIT)
• 1/2" SQUARE DRIVE



WARRANTY
5 2
YEAR YEAR
TOOL BATTERY

*Certified testing by independent test lab (Intertek)

SPECIFICATIONS

CATALOG NUMBER	VOLTS DC	BATTERY AMP-HRS	BATTERIES INCLUDED	MAX. TORQUE (FT.-LBS.)	MAX. TORQUE (IN.-LBS.)	RPM (NO LOAD)	IMPACTS PER MINUTE	LENGTH (INCHES)	NET WEIGHT (LBS.)	SHIP WEIGHT (LBS.)
0779-20	28	3.0	0	325	3900	0-1450	0-2450	11-3/4	6.6	7.3
0779-22	28	3.0	2	325	3900	0-1450	0-2450	11-3/4	8.9	19.1

STANDARD EQUIPMENT: FOR 0779-20 – Tool, Hanger Bracket w/Steel Ring and Round Head Detent Pin Accessory. **FOR 0779-22** – Tool, (2) 28 Volt Lithium-Ion Battery Packs, Hanger Bracket w/Steel Ring, Round Head Detent Pin Accessory, 1-Hour Charger and 48-55-0779 Impact Resistant Carrying Case.

- Tool only, less battery, charger and case.



28 VOLT

HEAVY-DUTY V28™ LITHIUM-ION 6-1/2" CIRCULAR SAW

28 Volt Milwaukee High Power Motor
Delivers 4200 RPM for fastest cutting performance

Comfortable Non-Slip Soft-Grip Reduces vibration and fatigue

50° Bevel Capacity
Easily adjusts for a wide range of cuts

Electric Brake
stops blade in less than 2 seconds for fast repetitive cuts

Feels And Cuts More Like A Corded Saw (28V power at 18V battery weight!)

Magnesium Upper And Lower Guards for impact resistance

Lightweight Aircraft Aluminum Shoe Reduces fatigue and is rugged enough for the job site

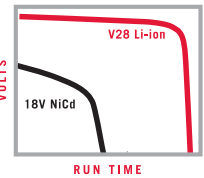
THE REVOLUTION STARTS HERE NEW CORDLESS TOOL SYSTEM WITH LITHIUM-ION BATTERY TECHNOLOGY

28V POWER AT 18V BATTERY WEIGHT! UP TO 2X THE RUN TIME OF 18V

28 VOLT LITHIUM-ION BATTERIES

- Up To 2x Run-Time Of 18V Tools
- Lightweight – 28V Power With 18V Weight
- No-Memory Effect

■ **Consistent "Fade Free" Power** – The Last Cut Feels As Powerful As The First!



■ **Battery Fuel Gauge** Shows How Much Charge Is Left – No More Guessing Which Battery Is Fully Charged



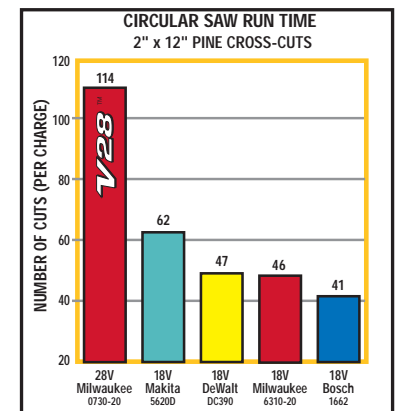
NEW

0730-22* (KIT)

• FOR WOOD CUTTING APPLICATIONS



WARRANTY
5 YEAR TOOL
2 YEAR BATTERY



*Certified testing by independent test lab (Intertek)

SPECIFICATIONS

CATALOG NUMBER	VOLTS DC	BLADE SIZE	BATTERY AMP-HRS	NO. OF BATTERIES INCLUDED	NO LOAD RPM	LENGTH (INCHES)	NET WGT. LBS.	SHIP. WGT. LBS.
• 0730-20	28	6-1/2"	3.0	0	4,200	12-3/4 W/O BATTERY	7.1 W/O BATTERY	5.0
0730-22 KIT	28	6-1/2"	3.0	2	4,200	15-7/8 W/ BATTERY	8.9 W/ BATTERY	16.9

STANDARD EQUIPMENT: FOR 0730-20 • Tool w/24T Carbide Blade, Wrench and Rip Fence. **FOR 0730-22** – Tool w/24T Carbide Blade, Wrench, Rip Fence, (2) 28V Battery Packs, One-Hour Charger and Impact Resistant Carrying Case

• Tool only, less battery, charger and case.



28 VOLT

HEAVY-DUTY V28™ LITHIUM-ION BANDSAW



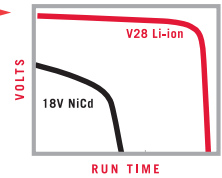
**THE REVOLUTION STARTS HERE
NEW CORDLESS TOOL SYSTEM WITH
LITHIUM-ION BATTERY TECHNOLOGY**

**28V POWER AT 18V BATTERY WEIGHT!
UP TO 2X THE RUN TIME OF 18V**

28 VOLT LITHIUM-ION BATTERIES

- Up To 2x Run-Time Of 18V Tools
- Lightweight – 28V Power With 18V Weight
- No-Memory Effect

■ Consistent "Fade Free" Power – The Last Cut Feels As Powerful As The First!




■ Battery Fuel Gauge Shows How Much Charge Is Left – No More Guessing Which Battery Is Fully Charged



NEW

0729-21* (KIT)



WARRANTY
5 2
YEAR YEAR
TOOL BATTERY

* **TOOL AVAILABLE WITHOUT BATTERY, CHARGER OR CASE. SEE "20" MODELS IN SPECIFICATIONS CHART BELOW**

SPECIFICATIONS

CATALOG NUMBER	VOLTS DC	CAPACITY	BATTERY AMP-HRS	NO. OF BATTERIES INCLUDED	SFPM		LENGTH (INCHES)	NET WGT. (LBS.)	SHIP. WGT. (LBS.)
					HIGH	LOW			
0729-20	28	4-3/4"x4-3/4"	3.0	0	0-350	0-225	22	17.3 W/O BATTERY	21.5
0729-21 KIT	28	4-3/4"x4-3/4"	3.0	1	0-350	0-225	22	19.6 W/ BATTERY	33.5

STANDARD EQUIPMENT: FOR 0729-20 – Tool and 14 TPI Milwaukee Band Saw Blade. **FOR 0729-21** – Tool, 14 TPI Milwaukee Band Saw Blade, (1) 28V Battery Pack, One-Hour Charger and Impact Resistant Carrying Case

• Tool only, less battery, charger and case.



28 VOLT

HEAVY-DUTY V28™ LITHIUM-ION COMBO KIT AND ACCESSORIES

**THE REVOLUTION STARTS HERE
NEW CORDLESS TOOL SYSTEM WITH
LITHIUM-ION BATTERY TECHNOLOGY**

**28V POWER AT 18V BATTERY WEIGHT!
UP TO 2X THE RUN TIME OF 18V**



NEW

0928-29 (COMBO KIT)

**FOUR
V28™ TOOLS
IN ONE
CONVENIENT
PACK!**

**4
TOOL
COMBO**

CATALOG NO.	0928-29
DESCRIPTION	0928-29 Combo Kit Includes: 0719-20 V28™ Sawzall® Recip Saw 0724-20 V28™ 1/2" Hammer-Drill 0730-20 V28™ 6-1/2" Circular Saw 49-24-0185 V28™ Work Light
CONTRACTOR BAG	48-55-3530
SHIP. WEIGHT	35.4 lbs.

STANDARD EQUIPMENT: 0928-29 Also Includes: (2) 28 Volt Lithium-Ion Battery Packs 48-11-2830, Clip-Lok™ System 42-70-5005, Side Handle, #2 Philips Bit, 6-1/2" 2AT Carbide Blade, Rip Fence, 2-Pack Sawzall® Blades, One-Hour Charger 48-59-2801

**WARRANTY
5 2
YEAR YEAR
TOOL BATTERY**

V28™ 1/2" HAMMER-DRILL (0724-20)

- 28 Volt Milwaukee High Power Motor Delivers 600 In.-Lbs. Of Torque
- Heavy-Duty 2-Speed Gear Box: 0-600/0-1800 RPM; 0-9000/0-27000 BPM
- Ratcheting, Single-Sleeve Chuck With Carbide Jaws
- Clip-Lok™ System Secures Tool To Belt With One Hand

V28™ SAWZALL® RECIP SAW (0719-20)

- 28 Volt Milwaukee High Power Motor
- Variable Speed, 0-2000/0-3000 SPM
- Keyless Quik-Lok™ Blade Clamp
- 1-1/8" Stroke For Extremely Fast Cutting

V28™ 6-1/2" CIRCULAR SAW (0730-20)

- 28 Volt Milwaukee High Power Motor Delivers 4200 RPM
- Electric Brake For Quick Blade Stops
- Cuts Faster, Longer And With More Power Than Any 24 Volt Unit On The Market
- All-Metal Upper And Lower Blade Guards

V28™ WORK LIGHT (49-24-0185)

- Faceted Reflector Offers Bright Uniform Beam
- Compatible With Clip-Lok™ Belt Attachment

V28™ 28 VOLT LITHIUM-ION BATTERIES (48-11-2830)

- Up To 2x Run-Time Of 18V Tools
- Lightweight – 28V Power With 18V Battery Weight
- Battery Fuel Gauge – Displays Remaining Run-Time
- No-Memory Effect

V28™ ACCESSORIES

NEW



V28™ ONE-HOUR CHARGER 48-59-2801

- High Visibility 360° LED Charging Indicator.
- Rubberized Feet – Keeps charger in place on slick surfaces.
- Extended Sides -Protect battery pack while on charger. Adds stability.
- Progressive Charge Indication – Battery LED's light-up incrementally as the battery is charged.
- Pass-Through Plug – Conserves valuable outlet space on the job site.

See Page 36 For More Information

V28™ WORK LIGHT 49-24-0185

Powered by the V28™ Lithium-Ion battery pack, this Heavy-Duty Work Light provides over 5-hours of run-time on a single charge. Clip-Lok™ System ready, the V28™ Work Light conveniently clips to your belt for hands-free transportation. Faceted reflector offers a bright uniform beam and the head pivots 140°. The V28™ Work Light features a comfortable non-slip grip surface and a recessed on/off switch to prevent from being accidentally turned on/off. (V28™ battery not included.)



NEW

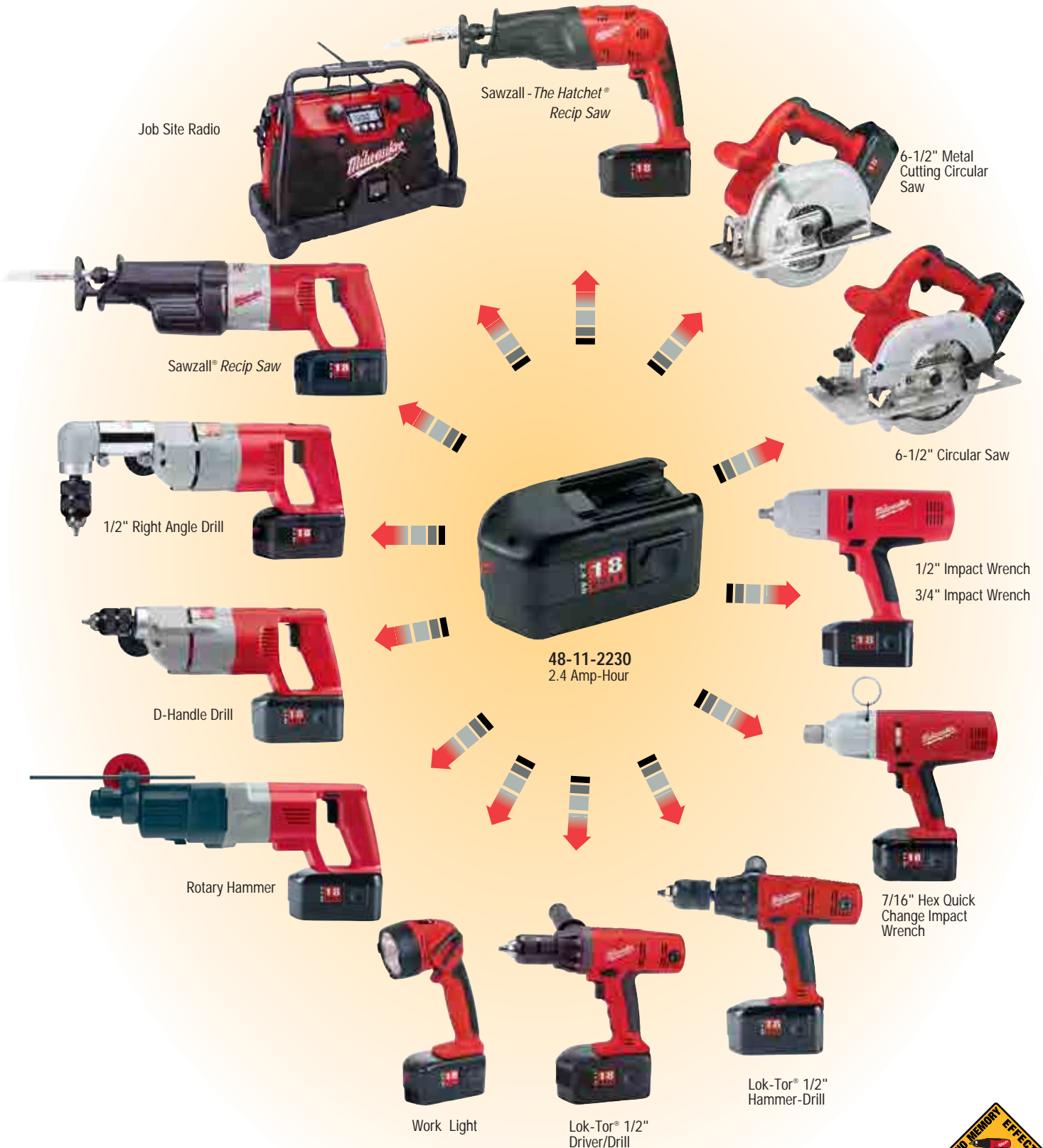
2-PACK V28™ WORK LIGHT REPLACEMENT BULBS 49-81-0040

For Work Light 49-24-0185.

CATALOG NUMBER	VOLTS DC	BRIGHTNESS (LUX)	MAX. RUN TIME (HOURS)	LENGTH (IN.)		NET WGT. (LBS.)	SHIP WGT. (LBS.)
				HEAD UP	HEAD DOWN		
49-24-0185	28	365	5	11-1/8	9	1.03	1.35

STANDARD EQUIPMENT: Work Light, 2-Clip-Lok™ Receivers 43-72-0300, and 2 Work Light Bulbs

18 VOLT SYSTEM



ON DRIVER/DRILLS,
IMPACT WRENCHES,
HAMMER-DRILL,
AND SAWZALL-THE HATCHET





18 VOLT

**HEAVY-DUTY
Lok-Tor® SERIES
COMBO KITS**



2 TOOL COMBO

0901-24
0901-28

2 TOOL COMBO

0902-24
0902-28

2 TOOL COMBO

0903-28

CATALOG NO.

DESCRIPTION	0901-24 0901-28	0902-24 0902-28	0903-28
HAMMER-DRILL	0624-20	0624-20	0624-20
SAWZALL® RECIP SAW	6515-20	N/A	6514-20
CIRCULAR SAW	N/A	6310-20	N/A
18V BATTERY	(2) 48-11-2230	(2) 48-11-2230	(2) 48-11-2230
1-HR NiCd CHARGER	48-59-0255	48-59-0255	48-59-0255
IMPACT RESISTANT CASE	(0901-24) 48-55-3000	(0902-24) 48-55-1300	N/A
CONTRACTOR BAG	(0901-28) 48-55-3500	(0902-28) 48-55-3510	48-55-3500
SHIP WEIGHT	(0901-24) 25.3 lbs. (0901-28) 25.3 lbs.	(0902-24) 29.8 lbs. (0902-28) 24.5 lbs.	19.5 lbs.

Also Includes: Side Handle, 1-Wood Cutting and 1-Metal Cutting Sawzall® Blades

Also Includes: Side Handle, 6-1/2" 24-Tooth Blade 48-40-4108, Rip Fence Guide 49-22-1001 and Allen Wrench 49-96-0080.

Also Includes: Side Handle, 1-Wood Cutting and 1-Metal Cutting Sawzall® Blade



4 TOOL COMBO

0934-29

4 TOOL COMBO

0923-29

4 TOOL COMBO

0912-29

5 TOOL COMBO

0923-25

CATALOG NO.

DESCRIPTION	0934-29	0923-29	0912-29	0923-25
HAMMER-DRILL	0624-20	0624-20	0624-20	0624-20
CIRCULAR SAW	6320-20	6310-20	6310-20	6310-20
SAWZALL® RECIP SAW	6514-20	6514-20	6515-20	6514-20
WORK LIGHT	49-24-0165	49-24-0165	49-24-0165	49-24-0165
JOB SITE RADIO	N/A	N/A	N/A	49-24-0200
18V BATTERY	(2) 48-11-2230	(2) 48-11-2230	(2) 48-11-2230	(2) 48-11-2230
1-HR NiCd CHARGER	48-59-0255	48-59-0255	48-59-0255	48-59-0255
CONTRACTOR BAG	48-55-3530	48-55-3530	48-55-3530	48-55-3530
SHIP. WEIGHT	32.1 lbs.	33.5 lbs.	32.1 lbs.	57 lbs.

Also Includes: Side Handle, 1-Wood Cutting and 1-Metal Cutting Sawzall® Blade, 6-1/2" 24-Tooth Blade 48-40-4015, Allen Wrench 49-96-0080 and Safety Glasses.

Also Includes: Side Handle, 1-Wood Cutting and 1-Metal Cutting Sawzall® Blade, 6-1/2" 24-Tooth Blade 48-40-4108, Rip Fence Guide 49-22-1001 and Allen Wrench 49-96-0080.

Also Includes: 1-Wood Cutting and 1-Metal Cutting Sawzall® Blades, 6-1/2" 24-Tooth Blade 48-40-4108, Rip Fence Guide 49-22-1001 and Allen Wrench 49-96-0080.

Also Includes: 1-Wood Cutting and 1-Metal Cutting Sawzall® Blades, 6-1/2" 24-Tooth Blade 48-40-4108, Rip Fence Guide 49-22-1001 and Allen Wrench 49-96-0080.



18 VOLT

HEAVY-DUTY COMBO KIT ELEMENTS

See page numbers next to product descriptions for more details on individual tools.



CATALOG NO.	6515-20*	6514-20*	6310-20*	6320-20*
DESCRIPTION	SAWZALL® RECIP SAW (P. 22)	SAWZALL- THE HATCHET® RECIP SAW (P. 21)	6-1/2" CIRCULAR SAW (P. 23)	6-1/2" METAL CUTTING SAW (P. 23)
VOLTS DC	18	18	18	18
LENGTH OF STROKE	1"	3/4"	—	—
STROKES PER MINUTE	0-2700	0-2700	—	—
NO LOAD RPM	—	—	3200	3200
ARBOR SIZE	—	—	5/8"	5/8"
DEPTH OF CUT AT 90°	—	—	2-1/8"	2-1/8"
DEPTH OF CUT AT 45°	—	—	1-9/16"	—
DEPTH OF CUT AT 50°	—	—	1-13/32"	—
OVERALL LENGTH	18-1/4"	20-1/4" (Straight) – 13" (Pivoted)	12-3/4"	11.2"
WEIGHT	6.5 lbs.	5.6 lbs.	6.6 lbs.	6.43 lbs.
SHIP WEIGHT	7.1 lbs.	6.0 lbs.	8.1 lbs.	8.46 lbs.



CATALOG NO.	0624-20*
DESCRIPTION	HAMMER-DRILL (P. 20)
VOLTS	18 DC
NO LOAD BPM	0-25,500
SPEED RPM	0-1700 High / 0-500 Low
MAX TORQUE (In.-Lbs.)	495
LENGTH	10.9"
WEIGHT	4.1 lbs.
SHIP WEIGHT	4.8 lbs.



CATALOG NO.	49-24-0200
DESCRIPTION	JOB SITE RADIO (P. 27)
VOLTS	120 AC / 12, 14.4, or 18V DC
NO LOAD BPM	—
SPEED RPM	—
MAX TORQUE (In.-Lbs.)	—
LENGTH	19-1/2"
WEIGHT	16.5
SHIP WEIGHT	21.0

* Tool only, less battery, charger and case.



CATALOG NO.	48-11-2230
DESCRIPTION	2.4 AMP-HR. BATTERY (P. 35)



CATALOG NO.	48-59-0255
DESCRIPTION	ONE-HOUR NiCd CHARGER (P. 36)



CATALOG NO.	49-24-0165
DESCRIPTION	WORK LIGHT (P. 31)
	Spare bulb included



CATALOG NO.	48-55-3000
DESCRIPTION	IMPACT RESISTANT CARRYING CASE (P. 37)
INCLUDED WITH COMBO KIT NO.	0901-24



CATALOG NO.	48-55-1300
DESCRIPTION	IMPACT RESISTANT CARRYING CASE (P. 37)
INCLUDED WITH COMBO KIT NO.	0902-24



CATALOG NO.	48-55-3500
DESCRIPTION	HEAVY-DUTY CONTRACTOR BAG (P. 37)
INCLUDED WITH COMBO KIT NO.	0901-28 0903-28



CATALOG NO.	48-55-3510
DESCRIPTION	HEAVY-DUTY CONTRACTOR BAG (P. 37)
INCLUDED WITH COMBO KIT NO.	0902-28



CATALOG NO.	48-55-3530
DESCRIPTION	HEAVY-DUTY CONTRACTOR BAG (P. 37)
INCLUDED WITH COMBO KIT NO.	0912-29 0923-25 0923-29 0934-29



18 VOLT

**HEAVY-DUTY
Lok-Tor® SERIES
1/2" DRIVER/DRILLS
AND HAMMER-DRILLS**

Lok-Tor® SERIES

0622-24* (KIT)

- T-HANDLE DESIGN DRIVER/DRILL PROVIDES OPTIMUM BALANCE AND COMFORT
- 1/2" ALL METAL RATCHETING KEYLESS CHUCK



495 IN.-LBS. TORQUE!

Lok-Tor® SERIES

0624-24* (KIT)

- T-HANDLE DESIGN HAMMER-DRILL PROVIDES OPTIMUM BALANCE AND COMFORT
- 1/2" ALL METAL RATCHETING KEYLESS CHUCK



495 IN.-LBS. TORQUE!

0-25,500 BPM!

NEW

Lok-Tor® SERIES

0624-249 (KIT)

- VEHICLE CHARGER INCLUDED IN KIT



- **Powerful 18 Volt Motor**
Develops 495 In.-lbs. maximum torque.
- **1/2" All Metal Single Sleeve Grip-Lok™ Ratcheting Chuck With Carbide Jaws For 25% More Grip-Strength**
- **18 Volt, 2.4 Amp-Hr Battery**
Delivers long run time and is compatible with all other MILWAUKEE slide-on style battery 18 volt products.
- **One-Hour NiCd Charger**
Charger is compatible with 12V, 14.4V and 18V slide-on style batteries. (Models 0622-24 and 0624-24)
- **Reversible Battery Pack**
Fits into tight work spaces and adjusts balance.
- **Two Speed Ranges:**
0-500 And 0-1700 RPM
- **Side Handle Rotates 360° And Provides Ultimate User Control During High Torque Applications**
- **Ergonomic Soft Finger Grip For Enhanced Comfort**
- **20-Position Torque Adjustment**



0624-24 FEATURE

- 0-25,500 No Load BPM

0624-249 FEATURE

- 0-25,500 No Load BPM
- **Vehicle Charger Included In Kit**
Plugs into vehicle's cigarette lighter.

* **TOOL AVAILABLE WITHOUT BATTERY, CHARGER OR CASE. SEE "-20" MODELS IN SPECIFICATIONS CHART BELOW**

SPECIFICATIONS

CATALOG NUMBER	VOLTS DC	DRILL SPEED RPM		NO LOAD BPM	DRILL MAX. TQ. IN.-LBS.	BATTERY AMP-HRS	LENGTH (INCHES)	NET WGT. LBS.	SHIP. WGT. LBS.
		HIGH	LOW						
• 0622-20	18	0-1700	0-500	—	495	—	10-1/2	3.9 W/O BATTERY	4.6
0622-24 KIT	18	0-1700	0-500	—	495	2.4	10-1/2	6.3 W/ BATTERY	15.1
• 0624-20	18	0-1700	0-500	25,500	495	—	10-7/8	4.1 W/O BATTERY	4.8
0624-24 KIT	18	0-1700	0-500	25,500	495	2.4	10-7/8	6.5 W/ BATTERY	15.3
0624-249 KIT	18	0-1700	0-500	25,500	495	2.4	10-7/8	6.5 W/ BATTERY	15.3

STANDARD EQUIPMENT: FOR 0622-20 • – Tool and Side Handle. FOR 0622-24 – Tool, Side Handle, Two 18 Volt Battery Packs 48-11-2230, One-Hour NiCd Charger 48-59-0255 and Impact Resistant Carrying Case. FOR 0624-20 • – Tool and Side Handle. FOR 0624-24 – Tool, Side Handle, Two 18 Volt Battery Packs 48-11-2230, One-Hour NiCd Charger 48-59-0255 and Impact Resistant Carrying Case. FOR 0624-249 – Tool, Side Handle, Two 18 Volt Battery Packs 48-11-2230, NiCd Vehicle Charger 48-59-0186 and Impact Resistant Carrying Case.

• Tool only, less battery, charger and case.



18 VOLT

HEAVY-DUTY SAWZALL-THE HATCHET® KITS




6514-21*



SAWZALL THE HATCHET® KIT

6-POSITION ROTATABLE HANDLE



EASILY FITS BETWEEN 16" CENTER STUDS



2 COMBO TOOL

6514-29 (KIT)

• SPORTSMAN'S COMBO KIT WITH CAMO BUCK BAG AND WORK LIGHT 49-24-0165



- **6-Position Pivoting Handle**** Allows User To Get Between Joists, Studs And Other Confined Spaces
- **Orbital Action Selector***** For Aggressive Wood Cutting
- **0-2,700 SPM**
- **3/4" Blade Stroke**
- **18 Volt, 2.4 Amp-Hr Battery**
Delivers long run time and is compatible with all other MILWAUKEE slide-on style battery 18 volt products.
- **One-Hour NiCd Charger**
Charger is compatible with 12V, 14.4V and 18V slide-on style batteries.
- **Reversible Battery**
Allows easier plunge cutting.
- **Counter Balanced Mechanism ①**
Reduces vibration.
- **Durable Slider-Crank Reciprocating Mechanism ②**
Withstands abrupt stalls and abusive job-site applications. Designed for compact size and efficiency for cordless applications to maximize run-time.
- **Heavy-Duty Milwaukee Built Motor ③**
- **Double-Walled Rotating-Handle Detents ④**
Provide extremely strong pivoting mechanism.
- **Metal Cam Lock ⑤**
Provides a firm hold in each pivoting position, particularly in high vibration.
- **25 Amp Marquardt Variable Speed Switch ⑥**
For greater user control and long life.
- **Heavy-Duty, Steel, Keyless Quik-Lok™ Blade Clamp ** ⑦**
For fast easy blade changes. No hex key to lose or screws to strip. Accepts standard 1/2" shank Sawzall® blades.
- **Soft-Grip Handle Pad For Comfort And Secure Gripping ⑧**
- **All-Metal Gearcase ⑨**
- **Rugged, Keyless Adjustable Shoe** ⑩**
- **Orbit Adjustment Lever ⑪**
- **Replaceable Brushes ⑫**



**Patented
***Patent Pending

* **TOOL AVAILABLE WITHOUT BATTERY, CHARGER OR CASE. SEE "-20" MODELS IN SPECIFICATIONS CHART BELOW**

SPECIFICATIONS

CATALOG NUMBER	VOLTS DC	STROKES PER MINUTE	STROKE LENGTH	BATTERY CAPACITY AMP-HRS	LENGTH-STRAIGHT (IN.) └── (W/BATTERY PACK) ─┘	LENGTH-PIVOTED (IN.)	NET WGT. LBS.	SHIP. WGT. LBS.
6514-20	18	0-2700	3/4"	-	20-1/4	13	5.6* W/O BATTERY	6.0
6514-21	18	0-2700	3/4"	2.4	20-1/4	13	8.3 W/ BATTERY	17.3
6514-29	18	0-2700	3/4"	2.4	20-1/4	13	8.3 W/ BATTERY	20.6


STANDARD EQUIPMENT: For 6514-20 • -Tool Only. For 6514-21 - One 2.4 Amp-Hour Battery 48-11-2230, One-Hour NiCd Charger 48-59-0255, Super Sawzall® Blade 2-Pack and Impact Resistant Carrying Case 48-55-3020. For 6514-29 - Two 2.4 Amp-Hour Battery 48-11-2230, One-Hour NiCd Charger 48-59-0255, Work Light 49-24-0165, 3-Pack of Sawzall General Purpose Stainless Steel Blades 48-00-1350. Heavy-Duty Sportsman's Bag With Mossy Oak® Camo Pattern 48-55-3525.

• Tool only, less battery, charger and case.



18 VOLT

HEAVY-DUTY SAWZALL® KITS



6515-27* (KIT)



- Gear Protecting Clutch **9**
- 1-1/8" Stroke For Fast Cutting **2**
- Cuts Up To 90 2x4's On A Single Charge
- 18 Volt, 2.4 Amp-Hr Battery
Delivers long run time and is compatible with all other MILWAUKEE slide-on style battery 18 volt products. **5**
- One-Hour NiCd Charger
Charger is compatible with 12V, 14.4V and 18V slide-on style batteries.
- Powerful 18 Volt Rare Earth Motor Easily Handles All Sawzall Applications **6**
- Keyless Quik-Lok™ Blade Clamp**
For fast, easy blade change. **1**
- Fully Serviceable Replaceable Brushes
- Accepts Standard 1/2" Shank Sawzall Blades
- Variable Speed Trigger, Lock-Off Switch **4**
- Reverse The Blade For Cutting Upside Down In Confined Areas
- Pivot Shoe For Maximum Support Against Work Surface **3**
- Rubber Boot For Soft Gripping Area
- Lock-off Switch **8**
- Steel Wobble Plate Mechanism** **7**

**Patented



6515-99 (KIT)

- FIRE AND RESCUE KIT
- INCLUDES 10 AX™ DEMOLITION BLADES AND 10 TORCH® DEMOLITION BLADES



* TOOL AVAILABLE WITHOUT BATTERY, CHARGER OR CASE. SEE "-20" MODELS IN SPECIFICATIONS CHART BELOW

SPECIFICATIONS

CATALOG NUMBER	VOLTS DC	NO. OF BATTERIES INCLUDED	BATTERY CAPACITY AMP-HRS	LENGTH OF STROKE	STROKES PER MINUTE	OVERALL LENGTH (INCHES)	NET WGT. LBS.	SHIP. WGT LBS.
6515-20	18	0	—	1-1/8"	0-2700	18-1/4	6.5 W/O BATTERY	7.1
6515-27	18	1	2.4	1-1/8"	0-2700	18-1/4	8.3 W/ BATTERY	17.0
6515-99	18	2	2.4	1-1/8"	0-2700	18-1/4	8.3 W/ BATTERY	22.2

STANDARD EQUIPMENT: FOR 6515-20 – Tool Only. FOR 6515-27 – One-Hour NiCd Charger 48-59-0255, One 18 Volt 2.4 Amp-Hr Battery, Super Sawzall® Two-Blade Pack and Impact Resistant Carrying Case 48-55-3050. FOR 6515-99 – One-Hour NiCd Charger 48-59-0255, Two 2.4 Amp-Hr 18 Volt Batteries 48-11-2230, Ax Blade Demolition Pack 48-00-5021 & 48-00-5026, Torch Blade Demolition Pack 48-00-5782 & 48-00-5787 and Impact Resistant Carrying Case 48-55-3050.

• Tool only, less battery, charger and case.



18 VOLT

**HEAVY-DUTY
6-1/2" CIRCULAR SAWS**

6310-22*

• FOR WOOD CUTTING APPLICATIONS



EASY-TO-ADJUST
BEVEL AND RIP
FENCE KNOBS

RIGID AIRCRAFT
ALUMINUM SHOE



6320-22*

• FOR METAL CUTTING APPLICATIONS



DURABLE
NICKEL
PLATED
STEEL SHOE
To protect against
scratching

CLEAR GUARD WINDOW FOR
EXCELLENT LINE OF SIGHT



PREMIUM BLADE FOR
SMOOTH, BURR-FREE
CUTTING.

ALL 18 VOLT CIRCULAR SAWS FEATURE

- **18 Volt, 2.4 Amp-Hr Battery**
Delivers long run time and is compatible with all other MILWAUKEE slide-on style battery 18 volt products.
- **One-Hour NiCd Charger**
Charger is compatible with 12V, 14.4V and 18V slide-on style batteries.
- **Electric Brake For Quick Blade Stops**
- **Powerful Milwaukee Built Motor With Replaceable brushes**
- **3200 RPM For Fast Cutting**
- **Ergonomic Cushion Grip D-Handle**
Keeps hands in comfortable position at all cutting depths.
- **All-Metal Upper And Lower Guards**
- **Superior Balance**
- **Large, Easy Access, Lower Blade Guard Lever**
- **Left Blade Provides The Best Line Of Sight**

6310-22 WOOD CUTTING

CIRCULAR SAW FEATURES

- **Easily Cuts All 2X Material at 45° Bevel Angle**
- **Large 50° Bevel Capacity**

6320-22 METAL CUTTING

CIRCULAR SAW FEATURES

- **Rugged Construction For Long, Trouble-Free Operation**
- **Spindle Lock And On-Board Hex Wrench For Easy Blade Change**
- **Common Materials Cut:**
Conduit, Copper Pipe, Metal Studs, Unistrut And 'C' Channel, Plunge Cut And Fabricating Metal Duct Work, Angle Iron, Angle Steel, Black Pipe, Galvanized Pipe, Aluminum

**SEE PAGE 118 FOR
CIRCLE SAW BLADE
SELECTION**

* **TOOL AVAILABLE WITHOUT BATTERY, CHARGER OR CASE. SEE "-20" MODELS IN SPECIFICATIONS CHART BELOW**

SPECIFICATIONS

CATALOG NUMBER	VOLTS DC	NO. OF BATTERIES INCLUDED	BATTERY CAPACITY AMP-HRS	NO LOAD RPM	ARBOR SIZE	DEPTH OF CUT AT 90°	DEPTH OF CUT AT 45°	DEPTH OF CUT AT 50°	LENGTH W/O BATTERY	LENGTH W/ BATTERY	NET WGT. LBS.	SHIP. WGT. LBS.
• 6310-20	18	0	—	3200	5/8"	2-1/8"	1-9/16"	1-13/32"	12-3/4"	15-1/2"	6.6 W/O BATTERY	8.1
6310-22	18	2	2.4	3200	5/8"	2-1/8"	1-9/16"	1-13/32"	12-3/4"	15-1/2"	9.1 W/ BATTERY	26.9
• 6320-20	18	0	—	3200	5/8"	2-1/8"	—	—	11-1/4"	14"	6.4 W/O BATTERY	8.5
6320-22	18	2	2.4	3200	5/8"	2-1/8"	—	—	11-1/4"	14"	8.9 W/ BATTERY	20.5

STANDARD EQUIPMENT: FOR 6310-20 • – Includes Circular Saw and 6-1/2" 24-Tooth Blade 48-40-4108 and Allen Wrench 49-96-0080. **FOR 6310-22** – One-Hour NiCd Charger 48-59-0255, Two 18 Volt 2.4 Amp-Hr. Batteries, 6-1/2" 24-Tooth Blade 48-40-4108, Rip Fence Guide 49-22-1001, Allen Wrench 49-96-0080 and Impact Resistant Carrying Case. **FOR 6320-20** – Blade 48-40-4015 and Safety Glasses. **FOR 6320-22**– Metal Saw 6320-20, Blade 48-40-4015, Two Battery Packs 48-11-2230, One-Hour NiCd Charger 48-59-0255, Safety Glasses and Contractor Bag 48-55-3510.

• Tool only, less battery, charger and case.



18 VOLT

HEAVY-DUTY IMPACT WRENCHES

9078-22* (KIT)
• 3/4" SQUARE DRIVE WITH FRICTION RING AND THROUGH HOLE SOCKET RETENTION



325 FT.-LBS. MAX TORQUE
(3900 IN.-LBS.)

9079-22* (KIT)
• 1/2" SQUARE DRIVE



240 FT.-LBS. MAX TORQUE
(2880 IN.-LBS.)

9099-23* (KIT)
• 7/16" HEX QUICK-CHANGE
• VEHICLE CHARGER KIT INCLUDED



270 FT.-LBS. MAX TORQUE
(3240 IN.-LBS.)

* TOOL AVAILABLE WITHOUT BATTERY, CHARGER OR CASE. SEE "-20" MODEL IN SPECIFICATIONS CHART BELOW

THE MOST TORQUE OF ANY CORDLESS IMPACT WRENCH!

- Easily Removes And Tightens Lug Nuts On Vehicle Tires
- Handles Tough Equipment Applications
- 2.4 Amp-Hr NiCad Batteries Deliver Long Run Time
- Reversible Battery Pack Fits Into Cramped Work Spaces And Adjusts Balance
- One-Hour Universal Charger (Models 9079-23 and 9099-23 includes vehicle charger)
- Variable Speed Switch For Maximum User Control, 0-1400 RPM
- Reversing Lever With Trigger Lock-Off Prevents accidental activation when moving tool with a bit installed.
- Soft-Grip Handle Pad For operator comfort and secure grip.
- Mid-Handle Design For Comfort And Balance



EXCLUSIVE 9078-22 FEATURES:

- 325 Ft.-Lbs. Maximum Torque
- 3/4" Square Drive With Friction Ring And Through Hole Socket Retention

9079-22 AND 9079-23 FEATURES

- 240 Ft.-Lbs Maximum Torque
- 1/2" Square Drive Flat End Pin Detent Socket Retainer Holds Sockets And Adapters More Securely
- Quick Change Round Head Detent Pin Conversion Kit 49-17-0410 Is Included

9099-23 FEATURES

- 270 Ft.-Lbs. Maximum Torque
- 7/16" Hex Quick-Change Dual Ball Bit Ball Holder
- Hanger Bracket With Solid Steel Ring For hanging on belts, climbing pegs and/or for lifting with rope and clasp.

ACCESSORIES

5" LENGTH 1/2" SQUARE DRIVE EXTENSION

48-95-5000 Adapts to 1/2" Square Drive. Provides 5" additional length where required for use with sockets.

ROUND END DETENT PIN RETAINER KIT

49-17-0410 Can be substituted for the flat end pin detent style retainer for easier socket changes.

1/2" SQUARE DRIVE HEX SOCKETS



49-66-3080 1/2" **49-66-3110** 11/16"
49-66-3090 9/16" **49-66-3120** 3/4"
49-66-3100 5/8" **49-66-3130** 13/16"

1/2" SQUARE DRIVE UNIVERSAL JOINT

48-03-0500 Fits 1/2" Square Drive and used with Hex Sockets to reach difficult places at various angles. Also allows clearance around obstructions.

1/2" SQUARE DRIVE TO 7/16" HEX ADAPTER

48-66-0061 Use with 7/16" hex shank auger bits, selffeed bits or other 7/16" hex shank accessories which have ball-retainer grooves.

SPECIFICATIONS

CATALOG NUMBER	VOLTS	MAX. TORQUE (FT.-LBS.)	MAX. TORQUE (IN.-LBS.)	RPM	IMPACTS PER MINUTE	LENGTH (INCHES)	NET WEIGHT (LBS.)	SHIP WEIGHT (LBS.)
• 9078-20	18	325	3900	0-1400	0-2150	11-3/4	6.8	7.5
9078-22	18	325	3900	0-1400	0-2150	11-3/4	9.2	18.0
• 9079-20	18	240	2880	0-1400	0-2150	11-3/4	6.6	7.3
9079-22	18	240	2880	0-1400	0-2150	11-3/4	9.0	17.8
9079-23	18	240	2880	0-1400	0-2150	11-3/4	9.0	17.8
• 9099-20	18	270	3240	0-1400	0-2200	12-1/4	7.1	8.0
9099-23	18	270	3240	0-1400	0-2200	12-1/4	7.1	18.5

STANDARD EQUIPMENT: FOR 9078-20 • - Tool Only. FOR 9078-22 - Includes Tool, Two 2.4 A-h Batteries, Universal Charger and Impact Resistant Carrying Case and Two Socket Retaining Rings. FOR 9079-20 • - Tool Only. FOR 9079-22 - Includes Tool, Two 2.4 A-h Batteries, Universal Charger and Impact Resistant Carrying Case. FOR 9079-23 - Includes Tool, Two 2.4 A-h Batteries, Vehicle Charger 48-59-0186, Round End Detent Pin, and Impact Resistant Carrying Case. FOR 9099-20 • - Tool Only. FOR 9099-23 - Includes Tool, Two 2.4 A-h Batteries, Vehicle Charger 48-59-0186 and Heavy Duty Contractor Bag.

• Tool only, less battery, charger and case.



18 VOLT

**HEAVY-DUTY
1/2" D-HANDLE
DRILL & R.A.D.**

1109-24* (KIT)



**ALL-METAL
GRIP-LOK
CHUCK!**

3109-24* (KIT)



**ALL-METAL
GRIP-LOK
CHUCK!**

- Drills Up To 80 Holes with a 1" Auger Bit On A Single Charge
- 18 Volt, 2.4 Amp-Hr Battery
Delivers more run time and is compatible with all other MILWAUKEE 18 volt products.
- One-Hour Universal Charger Compatible with ALL Power-Plus batteries.
- Powerful 18 Volt Rare Earth Motor
Easily handles all drilling and boring applications.
- Trigger Speed Control
- Double Reduction Gear Train
- 1/2" All-Metal Grip-Lok™ Keyless Chuck For extreme durability.



3109-24 R.A.D. FEATURES

- **Head And Handle Swivel 360°**
Can be locked tight in any position to fit in close quarters between wall studs or floor joists.
- **Increased Torque For Large Hole Drilling**
RAD Assembly reduces tool speed, increases torque to drill up to 2-9/16" holes in 2 x 4 with Selfeed Bit.
- **0-335 And 0-750 RPM With RAD Assembly**



* TOOL AVAILABLE WITHOUT BATTERY, CHARGER OR CASE. SEE "-20" MODEL IN SPECIFICATIONS CHART BELOW

SPECIFICATIONS

CATALOG NUMBER	NO. OF BATTERIES INCLUDED	MAX TORQUE (IN-LBS)	VOLTS DC	BATTERY CAPACITY AMP-HRS	DRILL ONLY RPM	RPM W/RAD LOW SIDE	RPM W/RAD HIGH SIDE	NET WGT. LBS.	SHIP. WGT. LBS.
• 1109-20 D-HANDLE	0	400	18	—	0-500	—	—	5.4 W/O BATTERY	6.7
1109-24 D-HANDLE KIT	1	400	18	2.4	0-500	—	—	7.8 W/ BATTERY	16.5
• 3109-20 R.A.D.	0	550	18	2.4	—	0-335	0-750	8.7 W/O BATTERY	10.0
3109-24 R.A.D. KIT	1	550	18	2.4	—	0-335	0-750	10.8 W/ BATTERY	18.8

STANDARD EQUIPMENT: FOR 1109-20 • – D-Handle Drill and Side Handle 49-15-0151. FOR 1109-24– D-Handle Drill, Side Handle 49-15-0151, Universal One-Hour Charger, 18 Volt 2.4 Amp-Hr Battery Pack and Impact Resistant Carrying Case. FOR 3109-24– D-Handle Drill, RAD Assembly 48-06-2871, Side Handle 49-15-0151, Universal One-Hour Charger, 18 Volt 2.4 Amp-Hr Battery Pack and Impact Resistant Carrying Case.

• Tool only, less battery, charger and case.

ACCESSORIES



33° ANGLE DRIVE KIT

48-06-2860 Stretches drilling reach up to 30 inches. Permits easy drilling of up to 2-9/16" dia. holes. Kit consists of an extension tube, side handle, drive shaft with hex sockets on both ends, two clamping collars and a 33° angle drive unit. Use 33° angle drive with the 30" extension only. 33° angle units operate at the same speed as the drill powering them.

30" EXTENSION

48-95-0400 30" extension available separately for use with MILWAUKEE RAD unit No. 48-06-2871. Unit comes complete with 30" extension tube, drive shaft with hex socket on both ends, two clamping collars and side handle. Purchase RAD unit separately.

R.A.D. ASSEMBLY

48-06-2871 Standard equipment with 3109-24. Allow 5-1/2" for right angle drill head and chuck. Used extensively for drilling between joists, studding, in tight corners or in close quarters on machinery and equipment. Provides two additional drilling speeds. Chuck transferred from drill to low spindle of right angle unit reduces drills normal speed by 1/3 and increases drilling torque by 50%. Chuck transferred to opposite spindle of right angle unit increases speed by 50%.



18 VOLT

HEAVY-DUTY 3/4" SDS ROTARY HAMMER



5361-24* (KIT)



- **Drills Up To 54 Holes 1/4" x 1-1/2" Deep In Concrete On A Single Charge**
- **18 Volt, 2.4 Amp-Hr Battery**
Delivers more time and is compatible with all other MILWAUKEE 18 volt products.
- **One-Hour Universal Charger**
Compatible with ALL Power-Plus batteries.
- **1-3/4" Core Bit Capacity**
- **Powerful 18 Volt Rare Earth Motor Easily Handles All Drilling Applications**
- **Compatible With SDS, SDS-Plus And TE-C Style Bits**
- **Trigger Speed Control**
- **Two Mode Operation: Rotation With Hammer or Rotation Only**
- **Internal Clutch Protects Gearbox**
- **Lock-Off Switch**
- **Fully Adjustable Side Handle Rotates 360°**
- **Powerful Electro-Pneumatic Hammer Action**
- **Ball And Roller Bearings**
- **Depth Gauge For Drilling Holes To Preset Depth**



* **TOOL AVAILABLE WITHOUT BATTERY, CHARGER OR CASE. SEE "-20" MODELS IN SPECIFICATIONS CHART BELOW**

SPECIFICATIONS

CATALOG NUMBER	VOLTS DC ONLY	NO. OF BATTERIES INCLUDED	BATTERY CAPACITY AMP-HRS	NO LOAD BLOWS PER MIN.	NO LOAD RPM	SOLID BIT CAPACITY	CORE BIT CAPACITY	LENGTH W/ BATTERY	NET WGT. LBS.	SHIP WGT. LBS.
5361-20	18	0	—	0-3900	0-850	3/4"	1-3/4"	17-1/2"	7.0	7.6
5361-24 KIT	18	1	2.4	0-3900	0-850	3/4"	1-3/4"	17-1/2"	9.5	17.7

STANDARD EQUIPMENT: FOR 5361-20 • 18 Volt Rotary Hammer, Side Handle and Depth Gauge. FOR 5361-24 – 18 Volt Rotary Hammer, 18 Volt 2.4 Amp-Hr Power-Plus Battery, Universal Charger, Side Handle, Depth Gauge and Impact Resistant Carrying Case.

• Tool only, less battery, charger and case.

ACCESSORIES



5-PIECE 44 MAGNUM™ CARBIDE-TIPPED BIT SET

- 48-20-7490** Set includes one of each bit:
 48-20-7410 (3/16"),
 48-20-7431 (1/4"),
 48-20-7441 (5/16"),
 48-20-7451 (3/8"),
 48-20-7471 (1/2").

SDS/CHUCK ADAPTER KIT*

- 48-66-1370** Kit includes chuck adapter No. 48-03-3005, 1/2" chuck No. 48-66-1360, chuck screw No. 06-75-3150 and chuck key No. 48-66-3280.



* Parts in KIT may be ordered separately. Use part numbers listed above.



HEAVY-DUTY JOB SITE RADIO

18 VOLT **14.4 VOLT** **12 VOLT**



**WORLD'S
TOUGHEST
RADIO!**



49-24-0200



- Detachable Storage Bag on Back for Cell Phone, CD, MP3 Player Etc. Convenient hook & loop flap openings for routing of cell phone/CD/MP3 player cords.

CLEAR, POWERFUL SOUND SYSTEM




WITH 3-LEVEL PUNCH EQ™
BASS BOOST

- Rugged Construction – Withstands 8' Foot Drop to Concrete
- 7 Channel Weather Band Receives N.O.A.A. Weather Broadcast (Where Available)
- Digital Tuner w/ 20 AM/FM Presets
- Steel Grill Protected 5-1/4" Weather Resistant Speakers With Separate Tweeters
- Operates On Standard AC Or Milwaukee 12, 14.4 Or 18 Volt Slide-On Style Battery Packs
- 12 Volt Power Port Will Charge Cell Phone/Other Audio Devices
- Auxiliary Stereo Input Jack For CD, MP3 or Cassette Player
- Detachable Storage Bag on Back for Cell Phone, CD, MP3 Player Etc. Convenient hook & loop flap openings for routing of cell phone/CD/MP3 player cords.
- Directional, Flexible Antenna
- LCD Digital Clock Powered By 2-AA Batteries (Included)
- 10' Cord With Pass-Through Plug And Built In Cord Wrap
- Bumpers absorb impact shock caused from accidental drops or misuse.
- Blow Molded Impact Resistant Base
- Steel Handle w/ Comfortable Soft Grip
- Easy To Adjust Knobs and Buttons

SPECIFICATIONS

CATALOG NUMBER	VOLTS AC	VOLTS DC	NO. OF BATTERIES INCLUDED	HEIGHT	WIDTH	DEPTH	NET WGT. LBS.	SHIP WGT. LBS.
49-24-0200	120	12, 14.4 OR 18	0	15-3/4"	19-1/2"	10"	16.5	21





14.4 VOLT

HEAVY-DUTY IMPACT WRENCHES

9081-22* (KIT)

• 1/4" HEX DRIVE



GREAT FOR FASTENING

9082-22* (KIT)

• 3/8" SQUARE DRIVE HOG RING STYLE SOCKET RETENTION
• USE WITH 3/8" SOCKETS OR DRIVE SCREWS WITH 1/4" HEX ADAPTER (INCLUDED)



MOST VERSATILE TOOL!

9083-22* (KIT)

• 1/2" SQUARE DRIVE HOG RING STYLE



1404 IN.-LBS. MAX TORQUE

POWER, PERFORMANCE AND DURABILITY IN A COMPACT SIZE!

- Powerful Motor Up To 1404 In-Lbs Maximum Torque (Model No. 9083-20 and 9083-22).
- Produces Up To 3500 Impacts Per Minute
- 2.4 Amp-Hr Ni-Cad Batteries Deliver Maximum Run Time
- Reversible Battery Pack Fits Into Cramped Work Spaces And Adjusts Balance
- Variable Speed Switch For Maximum User Control, 0-2600 RPM
- Large, Easy To Operate Forward And Reverse Shuttle
- Heavy-Duty Die-Cast, Aluminum Gear Housing For Extra Durability
- Comfortable Soft-Grip Handle Pad
- One-Hour Universal Charger



ACCESSORIES



1/2" SQUARE DRIVE HEX IMPACT SOCKETS

49-66-3080	1/2"	49-66-3110	11/16"
49-66-3090	9/16"	49-66-3120	3/4"
49-66-3100	5/8"	49-66-3130	13/16"



3/8" SQUARE DRIVE HEX IMPACT SOCKETS

49-66-3201	5/16"	49-66-3250	10 MM
49-66-3205	3/8"	49-66-3255	12 MM
49-66-3210	7/16"	49-66-3260	13 MM
49-66-3215	1/2"	49-66-3265	14 MM
49-66-3220	9/16"	49-66-3270	15 MM

49-66-3225	3/8" 5-PC inch set
49-66-3275	3/8" 5-PC MM set

3/8" SQUARE DRIVE TO 1/4" HEX QUICK CHANGE ADAPTER

48-03-3630



* TOOL AVAILABLE WITHOUT BATTERY, CHARGER OR CASE. SEE "-20" MODEL IN SPECIFICATIONS CHART BELOW

SPECIFICATIONS

CATALOG NUMBER	VOLTS	DRIVE SIZE	NO. OF BATTERIES INCLUDED	TORQUE (IN.-LBS.)	RPM	IMPACTS PER MINUTE	LENGTH (INCHES)	NET WEIGHT (LBS.)	SHIP WEIGHT (LBS.)
• 9081-20	14.4	1/4" HEX	0	740	0- 2600	0- 3300	7-1/2	2.5 W/O BATTERY	3.3
9081-22	14.4	1/4" HEX	2	740	0- 2600	0- 3300	7-1/2	4.4 W/ BATTERY	12.5
• 9082-20	14.4	3/8" SQUARE	0	1056	0- 2600	0- 3500	7-5/8	2.4 W/O BATTERY	3.3
9082-22	14.4	3/8" SQUARE	2	1056	0- 2600	0- 3500	7-5/8	4.3 W/ BATTERY	12.4
• 9083-20	14.4	1/2" SQUARE	0	1404	0- 2600	0- 3500	7-11/16	2.5 W/O BATTERY	3.3
9083-22	14.4	1/2" SQUARE	2	1404	0- 2600	0- 3500	7-11/16	4.4 W/ BATTERY	12.5

STANDARD EQUIPMENT: FOR 9081-20: Tool only. FOR 9081-22: Tool, Two 48-11-1024 14.4 Volt Battery Packs, 48-59-0255 Universal Charger and 48-55-3070 Impact Resistant Case. FOR 9082-20: Tool only. FOR 9082-22: Tool, 1/4" Hex Adapter 48-03-3630, Two 48-11-1024 14.4 Volt Battery Packs, 48-59-0255 Universal Charger and 48-55-3070 Impact Resistant Case. FOR 9083-20: Tool only. FOR 9083-22: Tool, Two 48-11-1024 14.4 Volt Battery Packs, 48-59-0255 Universal Charger and 48-55-3070 Impact Resistant Case.

• Tool only, less battery, charger and case.



14.4 VOLT

**HEAVY-DUTY
Lok-Tor® SERIES
1/2" HAMMER-DRILLS
AND DRIVER/DRILLS**

Lok-Tor® SERIES

0614-24* (KIT)

- HAMMER-DRILL
- T-HANDLE DESIGN PROVIDES OPTIMUM BALANCE AND COMFORT



**0-25,500
BPM!**

**ALL-METAL
RATCHETING
CHUCK WITH
CARBIDE JAWS**

**460
IN.-LBS.
MAX TORQUE!**

Lok-Tor® SERIES

0616-24* (KIT)

- DRIVER/DRILL
- T-HANDLE DESIGN PROVIDES OPTIMUM BALANCE AND COMFORT



- Reversible Battery Pack Fits into tight work spaces and adjusts balance.
- One-Hour Universal Charger 48-59-0255
- Two Speed Ranges: 0-500 And 0-1700 RPM
- Powerful 14.4 Volt Motor Develops 460 in.-lbs. maximum torque.
- 1/2" All Metal Single Sleeve Grip-Lok™ Ratcheting Chuck With Carbide Jaws For 25% More Grip-Strength
- 14.4 Volt, 2.4 Amp-Hr Battery Delivers more run time and is compatible with all other MILWAUKEE 14.4 volt products.
- World's First Dampened Spindle-Lock No "clunk" when the trigger is released.
- Side Handle Rotates 360° And Provides Ultimate User Control During High Torque Applications
- Ergonomic Soft Finger Grip For Enhanced Comfort
- 20-Position Torque Adjustment



* TOOL AVAILABLE WITHOUT BATTERY, CHARGER OR CASE. SEE "-20" MODELS IN SPECS CHART BELOW

SPECIFICATIONS

CATALOG NUMBER	VOLTS DC	SPEED RPM HIGH	SPEED RPM LOW	NO LOAD BPM	DRILL MAX. TQ. IN.-LBS.	BATTERY CAPACITY A-HRS.	LENGTH INCHES	NET WGT. LBS.	SHIP. WGT. LBS.
• 0614-20	14.4	0-1700	0-500	0-25,500	460	-	10-7/8	4.0 W/O BATTERY	4.5
0614-24	14.4	0-1700	0-500	0-25,500	460	2.4	10-7/8	6.0 W/ BATTERY	13.7
• 0616-20	14.4	0-1700	0-500	-	460	-	10-1/2	3.8 W/O BATTERY	4.3
0616-24	14.4	0-1700	0-500	-	460	2.4	10-1/2	5.8 W/ BATTERY	13.5

STANDARD EQUIPMENT For 0614-20 • - Tool and Side Handle. FOR 0614-24 - Tool, Side Handle, Two 14.4 Volt Battery Packs 48-11-1024, Universal Charger 48-59-0255, and Impact Resistant Case 48-55-0930. FOR 0616-20 • - Tool and Side Handle. FOR 0616-24 - Tool, Side Handle, Two 14.4 Volt Battery Packs 48-11-1024, Universal Charger 48-59-0255 and Impact Resistant Carrying Case 48-55-0930.

• Tool only, less battery, charger and case.



14.4 VOLT

HEAVY-DUTY 1/2" DRIVER/DRILLS

0612-22 (KIT)

- T-HANDLE DESIGN PROVIDES OPTIMUM BALANCE AND COMFORT
- 1/2" SINGLE SLEEVE RATCHETING KEYLESS CHUCK



COMPACT SERIES



CLIP-LOK™ SYSTEM
Belt clip, tool holder and bit holder, attaches to either side of the tool.

FEATURING CLIP-LOK™ SYSTEM

Conveniently releases with a simple thumb release

- Reversible Battery Pack Fits into tight work spaces and adjusts balance.
- One-Hour Universal Charger
- Compact Tool Design And Weight Allows For Greater Control And Reduced Fatigue For Enhanced Productivity
- Exclusive Clip-Lok™ System
- 400/1400 RPM For Efficient Hole Drilling And Fastening
- 390 In.-lbs. Torque For Drilling Larger Holes And Using Larger Bits
- Single-Sleeve, Ratcheting Chuck Provides Better Bit-Grip Strength
- Comfortable Soft-Grip Surfaces Maximize Comfort



0612-26 KIT: WORK LIGHT FEATURES

- Faceted Reflector Provides Bright Uniform Beam
- Long Life Xenon Bulb
- Patented Battery Protection Circuit Prolongs Battery Life
- Compatible With The Milwaukee Clip-Lok™ System

0612-26 (KIT)

- T-HANDLE DESIGN PROVIDES OPTIMUM BALANCE AND COMFORT
- 1/2" SINGLE SLEEVE RATCHETING KEYLESS CHUCK
- WORK LIGHT 49-24-0155



SEE PAGE 31 FOR MORE CLIP-LOK INFORMATION.

SPECIFICATIONS

CATALOG NUMBER	VOLTS DC	SPEED RPM		DRILL MAX. TQ. IN.-LBS.	BATTERY CAPACITY A-HRS.	LENGTH INCHES	DRILL NET WGT. W/ BATTERY (LBS.)	SHIP. WGT. LBS.
		HIGH	LOW					
0612-22	14.4	0-1400	0-400	390	1.7	9-1/8	4.7	12.0
0612-26	14.4	0-1400	0-400	390	1.7	9-1/8	4.7	12.8

STANDARD EQUIPMENT: FOR 0612-22: Tool, Two 14.4 Volt Battery Packs 48-11-1014, Clip-Lok™ System 48-67-0150, #2 Phillips Bit, Charger 48-59-0255, and Impact Resistant Carrying Case 48-55-0670. FOR 0612-26: Tool, Two 14.4 Volt Battery Packs 48-11-1014, Clip-Lok™ System 48-67-0150, Work Light 49-24-0155, #2 Phillips Bit, Charger 48-59-0255, and Impact Resistant Carrying Case 48-55-0675.



HEAVY-DUTY CLIP-LOK™ WORK LIGHTS



49-24-0165

- ACCEPTS 18 VOLT "SLIDE-ON STYLE" MILWAUKEE BATTERIES



- 140° Pivoting Head
- Faceted Reflector Provides Bright Uniform Beam
- Long Life Xenon Bulb
- Patented Battery Protection Circuit Prolongs Battery Life
- Compatible With The Milwaukee Clip-Lok™ System (Not Included)
- 49-24-0165 For Use With Milwaukee 18 Volt Slide-On Style Battery and Chargers
- 49-24-0155 For Use With Milwaukee 12 Volt and 14.4 Volt Slide-On Style Batteries and Chargers
- Spare Bulb Stored Under Lens Cap
- Battery Not Included

49-24-0155

- ACCEPTS 12 OR 14.4 VOLT "SLIDE-ON STYLE" MILWAUKEE BATTERIES



SPECIFICATIONS

CATALOG NUMBER	VOLTS DC	BATTERY STYLE	BRIGHTNESS (LUX)	MAX. RUN TIME (MIN./CHARGE)	LENGTH (IN.)		NET WEIGHT (LBS.) W/O BATTERY	SHIP WEIGHT (LBS.)
					HEAD UP	HEAD DOWN		
49-24-0165	18	SLIDE-ON	365	180	11-1/8	9	1.03	1.35
49-24-0155	12/14.4	SLIDE-ON	284/360	150	11-1/8	9	1.03	1.35

STANDARD EQUIPMENT: FOR 49-24-0165 AND 49-24-0155: Work Light, 2-Clip-Lok™ Receivers 43-72-0300, and 2 Work Light Bulbs

ACCESSORIES

LIGHT BULB REPLACEMENT

- 49-81-0020 For Work Light 49-24-0155
- 49-81-0030 For Work Light 49-24-0165.

CLIP-LOK™ BELT CLIP

48-67-0150 Belt clip only.

CLIP-LOK™ RECEIVER

43-72-0300 2-pack replacement clips. Mount to either side of Compact Series driver/drills.



Belt clip ratchets closed to securely lock on to most belts or tool pouches.

HEAVY-DUTY CLIP-LOK™ SYSTEM

- Exclusive Clip-Lok™ System Allows For Convenient, Hands-Free, Transportation Of The Drill And Provides A Convenient Place To Position The Tool
- One-Handed Load And Release Of Tool
- The Tool Securely "Locks" Onto The Belt
- Bit Storage (2-Bit Capacity)
- Bit-Holder And Clip-Lok™ Can Be Used On Either Side Of The Tool
- Ribs Grip Firmly To Secure Belt Clip To The Users' Belt



12 VOLT

**HEAVY-DUTY
3/8" COMPACT SERIES
DRIVER/DRILL**

0602-22 (KIT)

- T-HANDLE DESIGN PROVIDES OPTIMUM BALANCE AND COMFORT
- 3/8" SINGLE-SLEEVE RATCHETING KEYLESS CHUCK



**FEATURING
CLIP-LOK™
SYSTEM**



CLIP-LOK™ SYSTEM-
Belt clip, tool holder and bit holder, attaches to either side of the tool.

Conveniently releases with a simple thumb release

- Reversible Battery Pack Fits into tight work spaces and adjusts balance.
- One-Hour Universal Charger
- Compact Tool Design And Weight Allows For Greater Control And Reduced Fatigue For Enhanced Productivity
- Compact, Lightweight Battery Packs Have A Lower Profile, Making Them Ideal For Use In Tight Spaces
- Exclusive Clip-Lok™ System
- 0-400/0-1400 Rpm For Efficient Hole Drilling And Fastening
- Variable Speed Trigger With soft-grip, non-slip surface for greater control.
- 280 In.-lbs. Torque For Drilling Larger Holes And Using Larger Bits
- Single-Sleeve, Ratcheting Chuck Provides Better Bit-Grip Strength
- Comfortable Soft-Grip Non-Slip Handle For Reduced Fatigue And Vibration
- Cushioned, Non-Slip, Palm Grip For Reduced Fatigue And Vibration
- 20-Position Clutch
- Single-Sleeve Ratcheting Chuck, 3/8" Capacity
- Rubber Bumpers Help Prevent Tool From Sliding Off Sloped Surfaces



SPECIFICATIONS

CATALOG NUMBER	VOLTS DC	SPEED RPM HIGH	SPEED RPM LOW	DRILL MAX. TQ. IN.-LBS.	BATTERY CAPACITY A-HRS.	LENGTH INCHES	NET WGT. LBS. W/ BATTERY	SHIP. WGT. LBS.
0602-22	12	0-1400	0-400	280	1.3	8-11/16	4.3	11.3

STANDARD EQUIPMENT: FOR 0602-22: 3/8" Driver/Drill, Two 12 Volt Battery Packs 48-11-1967, Clip-Lok™ System, #2 Phillips Bit, Universal Charger, and Impact Resistant Carrying Case 48-55-0670.

**EXCLUSIVE
CLIP-LOK™ SYSTEM PROVIDES A CONVENIENT PLACE TO CARRY THE DRIVER/DRILL**

- CLIP-LOK™ BELT CLIP**
48-67-0150 Belt clip only.
- CLIP-LOK™ RECEIVER**
43-72-0300 2-pack replacement clips. Mount to either side of Compact Series driver/drills.



Belt clip ratchets closed to securely lock on to most belts or tool pouches.

**HEAVY-DUTY
CLIP-LOK™ SYSTEM**

- Exclusive Clip-Lok™ System Allows For Convenient, Hands-Free, Transportation Of The Drill And Provides A Convenient Place To Position The Tool.
- One-Handed Load And Release Of Tool
- The Tool Securely "Locks" Onto The Belt
- Bit Storage (2-Bit Capacity)
- Bit-Holder And Clip-Lok™ Can Be Used On Either Side Of The Tool
- Ribs Grip Firmly To Secure Belt Clip To The Users' Belt



12 VOLT

HEAVY-DUTY CAULK & ADHESIVE GUNS

FOR AUTO GLASS INSTALLERS, ROOFERS, BUILDING CONTRACTORS, CABINET MAKERS, CARPET LAYERS AND OTHER CAULKING

6560-21*

- 10 OZ. SIZE
- HIGH FORCE



6560-23

- QUART SIZE
- MANUAL CLUTCH RELEASE FOR RAPID LOADING OF MATERIAL



6560-24

- 20 OZ. SIZE- "SAUSAGE FORMAT"



DRAMATICALLY REDUCES USER FATIGUE WHEN COMPARED TO MANUAL APPLICATION

6560-21, 6560-23 AND 6560-24 FEATURES:

- Long Run Time – Expels over 135 (10 oz.) Tubes of Latex Per Battery Charge
- Powerful – 620 lbs. of pushing force easily handles high viscosity materials such as windshield urethanes
- Interchangeable front-ends Works with: Standard caulk tubes, 29 oz. Sub-flooring adhesive, or sausage-packaged materials.
- All metal gear transmission Easily handles high pushing force and provides long life.
- Carriage Swivels 360° For easy caulking around corners and hard to reach areas.
- Ergonomic, T-handle design relieves stress to forearm
- Reversible Battery Pack– Exclusive to Milwaukee shifts weight and allows the operator to get into confined spaces
- Compact Size – 18.5" long w/ standard 10 oz. carriage
- Variable Speed Trigger - Allows for optimal bead control
- Auto Reverse Stops material from expelling when trigger is released, keeping work area clean.

* TOOL AVAILABLE WITHOUT BATTERY, CHARGER OR CASE. SEE "-20" MODELS IN SPECIFICATIONS CHART BELOW

SPECIFICATIONS

CATALOG NUMBER	VOLTS DC	SPEED: SEC. PER CARTRIDGE	CARRIAGE	LENGTH	NET WGT. (LBS.)	SHIP. WGT. (LBS.)	STANDARD EQUIPMENT FOR 6560-20*
6560-20	12	-	NA	18-1/2"	2.9	3.5	12V Caulk Gun only.
6560-21	12	-	10 OZ.	18-1/2"	5.2	7.4	FOR 6560-21: 12V Caulk Gun, 10oz. Carriage 48-08-1075, Plunger Rod 49-52-0600, Battery Pack 48-11-1967 and Universal Battery Charger 48-59-0255.
6560-23	12	-	QUART SIZE/30 OZ.	22-3/8"	6.2	8.2	FOR 6560-23: 12V Caulk Gun, Quart Size Carriage 48-08-1080, Plunger Rod 49-52-0650, Battery Pack 48-11-1967 and Universal Battery Charger 48-59-0255.
6560-24	12	-	SAUSAGE PACK TYPE/20 OZ.	23-7/8"	5.7	7.8	FOR 6560-24: 12V Caulk Gun, 20oz. Sausage Style Carriage 48-08-1090, Plunger Rod 49-52-0650, Battery Pack 48-11-1967 and Universal Battery Charger 48-59-0255.

* Tool only, less battery, charger carriage and plunger rod.

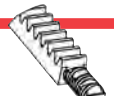
ACCESSORIES

NEW CAULK GUN ACCESSORIES FOR INTERNAL THREAD ROD MODELS



48-08-1075	10 Oz. Cartridge Carriage (w/ Plunger).
48-08-1085	10 Oz. Sausage Barrel (w/ Plunger & 2 Nozzles)
49-52-0600	10 Oz. Plunger Rod
48-08-1080	Quart Cartridge Carriage (w/ Plunger)
49-52-0650	Plunger Rod (Fits Quart & 20 Oz. Models)
48-08-1090	20 Oz. Sausage Barrel (w/ Plunger & 2 Nozzles)
49-52-0650	Plunger Rod (Fits Quart & 20 Oz. Models)

CAULK GUN ACCESSORIES FOR EXTERNAL THREAD ROD MODELS



48-08-1000	10 Oz. Cartridge Carriage (w/ Plunger).
48-08-1020	10 Oz. Sausage Barrel (w/ Plunger & 2 Nozzles)
49-52-0500	10 Oz. Plunger Rod
48-08-1010	Quart Cartridge Carriage (w/ Plunger)
49-52-0525	Quart Plunger Rod
48-08-1030	20 Oz. Sausage Barrel (w/ Plunger & 2 Nozzles)
49-52-0515	20 Oz. Plunger Rod



2.4 VOLT

**HEAVY-DUTY
SCREWDRIVERS**

**SINGLE SPEED MODELS:
190 RPM**

6539-6

- 3-PIECE BIT SET



6540-1 (KIT)

- INCLUDES 8-PIECE 1/4" HEX DRIVE BIT SET NO. 48-30-0101



ADJUSTABLE
TWO POSITION
HANDLE



**2-SPEED MODELS:
400/200 RPM**

6546-6

- 3-PIECE BIT SET



6547-1 (KIT)

- INCLUDES 8-PIECE 1/4" HEX DRIVE BIT SET NO. 48-30-0101



6547-22 (KIT)

- 1/4" CHUCK ATTACHMENT WITH KEY
- 4-PIECE BIT SET



- For Comfort And Convenience In Tight Locations
- Lightweight Screwdriver Is Ideal For Installers, Assembly Line Workers, Electricians, Auto Mechanics And General Home Maintenance.
- Two Position Handle Bends For A Better Grip In Higher Torque Applications And To Fit In Tighter Spaces
- Forward/ Reverse Button With Switch Lock Feature
- 12 Volt Automotive Charger Optional

6538-1, 6539-6 AND 6540-1 FEATURES:

- Compact, Light Weight And Durable Unit Has A Six Position Clutch To Tighten From 5 To 22 In-lbs
- Single No Load Speed 190 RPM

6545-6, 6546-6, 6547-1 AND 6547-22

FEATURES:

- Compact, Light Weight And Durable Unit Has A Six Position Clutch To Tighten From 3.5 To 26 In-lbs
- Two Speed 400/200 RPM

SPECIFICATIONS

MAXIMUM TORQUE (IN.-LBS.)

CATALOG NUMBER	VOLTS DC	SPEED RPM	DIAMETER	POSITION 1-2	POSITION 3-4	POSITION 4-5	POSITION 6	LENGTH (IN.)	NET WGT. (LBS.)	SHIP. WGT. (LBS.)
• 6538-1	2.4	190	1.4"	5 IN.-LBS.	12 IN.-LBS.	16 IN.-LBS.	22 IN.-LBS.	9	.60 W/O BATTERY	1.0
6539-6	2.4	190	1.4"	5 IN.-LBS.	12 IN.-LBS.	16 IN.-LBS.	22 IN.-LBS.	9	.88 W/ BATTERY	2.8
6540-1	2.4	190	1.4"	5 IN.-LBS.	12 IN.-LBS.	16 IN.-LBS.	22 IN.-LBS.	9	.88 W/ BATTERY	4.9
• 6545-6	2.4	400/200	1.4"	3.5 IN.-LBS.	10.5 IN.-LBS.	17.5 IN.-LBS.	26 IN.-LBS.	9-3/8	.61 W/O BATTERY	2.8
6546-6	2.4	400/200	1.4"	3.5 IN.-LBS.	10.5 IN.-LBS.	17.5 IN.-LBS.	26 IN.-LBS.	9-3/8	.89 W/ BATTERY	2.8
6547-1	2.4	400/200	1.4"	3.5 IN.-LBS.	10.5 IN.-LBS.	17.5 IN.-LBS.	26 IN.-LBS.	9-3/8	.89 W/ BATTERY	4.9
6547-22	2.4	400/200	1.4"	3.5 IN.-LBS.	10.5 IN.-LBS.	17.5 IN.-LBS.	26 IN.-LBS.	9-3/8	.89 W/ BATTERY	5.2

STANDARD EQUIPMENT: FOR 6538-1 • – Single Speed Screwdriver. **FOR 6539-6 – 6538-1** Screwdriver, 48-30-1510 #1 Phillips Bit, 48-30-1520 #2 Phillips Bit, 48-30-0500 6-7 Slotted Bit, 2.4 Volt Battery Pack and 120 Volt AC One-Hour Battery Charger. **FOR 6540-1** – Same as 6539-6 Plus 1/4" Chuck Attachment with Key 49-22-1560, 8-Piece Driver/Drill Bit Set and Impact Resistant Carrying Case. **FOR 6545-6** • – Two Speed Screwdriver. **FOR 6546-6** – Two Speed Screwdriver, 48-30-1510 #1 Phillips Bit, 48-30-1520 #2 Phillips Bit, 48-30-0500 6-7 Slotted Bit, 2.4 Volt Battery Pack, and 120 Volt AC One-Hour Battery Charger. **FOR 6547-1** – Same as 6546-6 Plus 1/4" Chuck Attachment with Key 49-22-1560, 8-Piece Driver/Drill Bit Set and Impact Resistant Carrying Case. **FOR 6547-22** – Two Speed Screwdriver, Two 48-11-0100 2.4 Volt Battery Packs, 48-59-0300 One-Hour Battery Charger, 1/4" Chuck Attachment with Key 49-22-1560, 48-32-2050 1/4" Nut Driver With 1/4" Hex, 48-89-0125 1/8" Twist Drill Bit, 48-89-0187 3/16" Twist Drill Bit, 48-89-0250 1/4" Twist Drill Bit and Impact Resistant Carrying Case.

• Unit Sold Less Battery Pack. Specifications Shown With Battery.

ACCESSORIES



2.4 VOLT CORDLESS TOOLS

	CAT. NO.	USE WITH TOOL MODEL NO'S
NI-CAD BATTERY	48-11-0100	6550-20, 6538-1, 6539-6, 6540-1,
1-HOUR CHARGER	48-59-0300	6545-6, 6546-6, 6547-1, 6547-22
VEHICLE CHARGER	48-59-0181	6545-6, 6546-6, 6547-1, 6547-22
IMPACT RESISTANT CARRYING CASE	48-55-0798	Standard equipment for 6540-1, 6547-1 and 6547-22.
CHUCK & KEY	49-22-1560	6546-6, 6547-1, 6547-22
KEY ONLY	48-66-3350	6546-6, 6547-1, 6547-22



HEAVY-DUTY BATTERIES AND ACCESSORIES

HEAVY-DUTY "SLIDE-ON STYLE" BATTERIES

																			
CATALOG NO. 48-11-2830					CATALOG NO. 48-11-2230					CATALOG NO. 48-11-2232									
DESCRIPTION 28 VOLT 3.0 A-H "SLIDE-ON STYLE" BATTERY 28V Power at 18V Battery Weight! Up to 2X the run time of 18V!					DESCRIPTION 18 VOLT 2.4 A-H "SLIDE-ON STYLE" BATTERY Compatible with 18 volt products listed below.					DESCRIPTION 18 VOLT 2.4 A-H "SLIDE-ON STYLE" BATTERY VALUE TWO-PACK Two 48-11-2230 batteries in a single pack.									
TOOLS COMPATIBLE WITH: ALL 28 Volt Tools and Work Lights					TOOLS COMPATIBLE WITH: All 18 Volt Milwaukee Interface Tools and Work Lights except: 6516-20 • 6516-21 • 6516-22 • 6516-23 • 1108-20 • 1108-21 • 3108-21 • 5364-20 • 5364-21														
																			
CATALOG NO. 48-11-1024					CATALOG NO. 48-11-1014					CATALOG NO. 48-11-1970					CATALOG NO. 48-11-1967				
DESCRIPTION 14.4 VOLT 2.4 A-H "SLIDE-ON STYLE" BATTERY Compatible with 14.4 volt products listed below.					DESCRIPTION 14.4 VOLT 1.7 A-H "SLIDE-ON STYLE" BATTERY Compatible with 14.4 volt products listed below.					DESCRIPTION 12 VOLT 2.4 A-H "SLIDE-ON STYLE" BATTERY Compatible with 12 volt products listed below.					DESCRIPTION 12 VOLT 1.3 A-H "SLIDE-ON STYLE" BATTERY Compatible with 12 volt products listed below.				
TOOLS COMPATIBLE WITH: All 14.4 Volt Milwaukee Slide-On Interface Tools and Work Light					TOOLS COMPATIBLE WITH: All 14.4 Volt Milwaukee Slide-On Interface Tools and Work Light					TOOLS COMPATIBLE WITH: All 12 Volt Milwaukee Slide-On Interface Tools and Work Light					TOOLS COMPATIBLE WITH: All 12 Volt Milwaukee Slide-On Interface Tools and Work Light				
CATALOG NO. 49-17-0130																			
DESCRIPTION BATTERY HOLSTER * Provides contractor the ability to carry an extra battery. Fits all Milwaukee 12-18V "slide-on" style batteries. Metal belt clip and a belt loop that fits belts up to 3" wide. Velcro strap keeps holster securely closed..																			

HEAVY-DUTY 12, 9.6, & 7.2 VOLT TOOL ACCESSORIES

12 VOLT CORDLESS TOOLS	CAT. NO.	TOOL MODELS	12 VOLT CORDLESS TOOLS CONT.	CAT. NO.	TOOL MODELS
1.7 A-H SUPER-TOUGH NI-CAD BATTERY	48-11-0200	0407-6, 0407-22, 0415-20, 0415-21,	12V WORK LIGHT	49-24-0100	
3.0 A-H FAT PACK NI-CAD BATTERY	48-11-0300	0415-23, 9057-6, 9058-6	WORK LIGHT BULB REPLACEMENT	49-81-0010	On Work Light 49-24-0100.
12 volts, 3 amp-hr delivers maximum run time. Get 18 volt run time from your Milwaukee 12 volt tool. Compatible with all 12 volt Milwaukee cordless tools, except Power-Plus models.					
SUPER CHARGER II	48-59-0192		9.6 VOLT CORDLESS TOOLS		
AUTO CHARGER	48-59-0172		NI-CAD BATTERY	48-11-0080	
IMPACT RESISTANT CARRYING CASE	48-55-0240	0407-6, 0407-22, 0415-20, 0415-21	SUPER CHARGER II	48-59-0192	
IMPACT RESISTANT CARRYING CASE	48-55-1910	0478-6	AUTO CHARGER	48-59-0172	
IMPACT RESISTANT CARRYING CASE	48-55-9055	9057-6, 9058-6	IMPACT RESISTANT CARRYING CASE	48-55-0220	All MILWAUKEE
STEEL CARRYING CASE	48-55-9060	0422-6	STEEL CARRYING CASE	48-55-1575	9.6 volt drills
STEEL CARRYING CASE	48-55-9090	0431-6, 0436-6, 0446-6	KEYLESS CHUCK	48-66-0360	
STEEL CARRYING CASE	48-55-1575	0407-6, 0415-20, 0415-21	BATTERY HOLSTER	49-17-0243	
KEYLESS CHUCK	48-66-0400	0422-6	7.2 VOLT CORDLESS TOOLS		
KEYLESS CHUCK	48-66-0390	All 3/8" applications.	NI-CAD BATTERY	48-11-0130	
KEYLESS CHUCK	48-66-0360		IMPACT RESISTANT CARRYING CASE	48-55-0520	
BATTERY HOLSTER	49-17-0244	0401-6, 0407-6, 0415-20, 0415-21, 0415-23, 0422-6, 0430-1, 0431-6, 0436-6, 0446-6, 0478-6, 9057-6, 9058-6	KEYLESS CHUCK	48-66-0360	All MILWAUKEE
			AUTO CHARGER	48-59-0172	7.2 volt drills
			SUPER CHARGER II	48-59-0192	
			BATTERY ADAPTER*	48-03-2600	
			Adapts the Milwaukee "Tower" battery style tools to be compatible with the Milwaukee 12 or 14.4 volt slide-on style batteries. Works with slide-on style battery models: 48-11-1900, 48-11-1950, 48-11-1000, 48-11-1024 *Patented		

HEAVY-DUTY BATTERY CHARGERS

LITHIUM-ION CHARGERS

NEW



CATALOG NO. **48-59-2801**
DESCRIPTION V28™ ONE-HOUR Li-ion CHARGER
 Charges ALL Milwaukee V28 battery packs.
COMPATIBLE WITH: All 28 Volt Milwaukee Batteries

V28™ ONE-HOUR CHARGER 48-59-2801

- **High Visibility 360° LED** – Indicates charging status from across the room.
- **Rubberized Feet** – Keeps charger in place on slick surfaces.
- **Extended Sides**
 - Protect battery pack while on charger
 - Adds stability to prevent charger from tipping forward while pack is charging
- **Progressive Charge Indication** – Battery LED's light-up incrementally as the battery is charged. Provides quick feedback on current charge level of battery pack.
- **Pass-Through Plug** – Conserves valuable outlet space on the job site.
- **Encapsulated Circuit Board for Extreme Durability** – Protects electronics from debris, moisture, and impact.

Ni-Cd CHARGERS



CATALOG NO. **48-59-0255**
DESCRIPTION ONE-HOUR Ni-Cd UNIVERSAL CHARGER
 Charges ALL Milwaukee "Slide-On Style" batteries.
COMPATIBLE WITH: All 18, 14.4 and 12 Volt Milwaukee "Slide-On Style" batteries.



CATALOG NO. **48-59-0186**
DESCRIPTION ONE-HOUR Ni-Cd VEHICLE CHARGER
 Plugs into vehicle's cigarette lighter.
 Charges ALL Milwaukee "Slide-On Style" batteries.
COMPATIBLE WITH: All 18, 14.4 and 12 Volt Milwaukee "Slide-On Style" batteries.

ONE HOUR Ni-Cd AND Ni-MH CHARGERS

48-59-0255 AND 48-59-0186

- **Generator, Inverter And Long Extension Cord Ready - Due To Wide Input Voltage Range Of AC Charger**
- **Maximizing Battery Pack Life**
 - Allow Battery Pack To Cool Before Charging
 - Do Not Deeply Discharge Battery
 - Store Batteries In Cool Places
- **2-Step Charging Performance**
 - 1) 1 Hour Fast-Charge Mode
 - 2) Maintenance Mode - Keeps The Battery Pack Fully Charged While On Charger
- **Temperature Protection Circuitry**
 - Charge Between 40° To 105° F – Charges Battery Packs At A Slower Rate When Battery Pack Temperature Is Below 40°F Or Above 105°F
 - Automatically Switches To Fast Charge Mode When Battery Pack Temperature Falls Within 40°F to 105°F Temperature Range



JOB SITE TOUGH!

CATALOG NO. **48-59-0260**
DESCRIPTION MULTI-BAY Ni-Cd CHARGER
 Charges ALL Milwaukee "Slide-On Style" batteries.
See copy at right for more details!
COMPATIBLE WITH: All 18, 14.4 and 12 Volt Milwaukee "Slide-On Style" batteries.



MULTI-BAY CHARGER 48-59-0260

- 1 Charge Up To Three Battery Packs Of The Same Or Other Voltage Simultaneously
- Charges In 45 Minutes For Minimal Down Time
- Micro-Controlled Conditioning Mode Maximizes Run Time Automatically During Each Charge Cycle
- Generator, Inverter And Long Extension Cord Ready - Due To Wide Input Voltage Range Of AC Charger
- 2 Dust Cover Protects Charger Terminals From Job Site Contamination And Debris
- 3 Dust Cover Automatically Retracts When A Battery Is Inserted
- 4 9' Cord With Pass Through Plug
- 5 High Visibility LED Indicators Let You Know What Charging Stage The Battery Pack Is In
- 6 Convenient Cord Wrap Also Acts As A Shock Absorber If The Unit Is Tipped Or Dropped
- Durable Construction Protects The Charger In Harsh Job Site Environment – Impact resistant base provides ultimate protection in job site conditions.
- Withstands 8' Drop To Concrete – (With battery packs attached.)



HEAVY-DUTY 28, 18, 14.4 AND 12 VOLT CONTRACTOR BAGS AND CARRYING CASES

HEAVY-DUTY CONTRACTOR BAGS

Made of tough, water resistant, 600 denier material. Provides extra storage for job-site tools and accessories, shoulder strap with all-metal hooks for durability. 5 different sizes.



CATALOG NO.	48-55-3490	48-55-3500	48-55-3510	48-55-3530	48-55-3525
DESCRIPTION	HEAVY-DUTY CONTRACTOR BAG	HEAVY-DUTY CONTRACTOR BAG	HEAVY-DUTY CONTRACTOR BAG	HEAVY-DUTY CONTRACTOR BAG	HEAVY-DUTY SPORTSMEN'S CAMO BAG
SIZE	17"l x 9"w x 10"h	20.5"l x 9"w x 8"h	18"l x 11"w x 10"h	24.5"l x 13"w x 14"h	21"l x 11"w x 10"h Mossy Oak® camo pattern.

HEAVY-DUTY IMPACT RESISTANT CARRYING CASES



CATALOG NO.	NEW 48-55-0935	NEW 48-55-1490	NEW 48-55-0719	NEW 48-55-0729	NEW 48-55-0779
DESCRIPTION	V28™ HAMMER-DRILL IMPACT RESISTANT CARRYING CASE	V28™ CIRCULAR SAW IMPACT RESISTANT CARRYING CASE	V28™ SAWZALL® RECIP SAW IMPACT RESISTANT CARRYING CASE	V28™ BAND SAW IMPACT RESISTANT CARRYING CASE	V28™ IMPACT WRENCH IMPACT RESISTANT CARRYING CASE
USE WITH TOOL NO.:	0724-24	0730-22 • 6310-20 • 6310-22 6320-20 • 6320-22	0719-22	0729-21	0779-22



CATALOG NO.	48-55-3000	48-55-9075	48-55-0675	48-55-0930
DESCRIPTION	IMPACT RESISTANT CARRYING CASE (LARGE)	IMPACT RESISTANT CARRYING CASE (SMALL)	IMPACT RESISTANT CARRYING CASE (SMALL)	IMPACT RESISTANT CARRYING CASE
USE WITH TOOL NO.:	6515-23 • 6515-24 6515-26 • 0901-24	All 18 Volt Impact Wrenches	Driver/Drill 0612-26 and WorkLight Combo Kit	All 18 and 14.4 Volt Lok-Tor™ Driver/Drills and Hammer-Drills



CATALOG NO.	48-55-0670	48-55-3070	48-55-3050
DESCRIPTION	IMPACT RESISTANT CARRYING CASE	IMPACT RESISTANT CARRYING CASE	IMPACT RESISTANT D-HANDLE CARRYING CASE
USE WITH TOOL NO.:	Driver/Drills 0602-22 and 0612-22. Features on-board bit and Clip-Lok™ storage.	All 14.4 Volt Impact Wrenches. Accessory storage.	All 18 Volt D-Handle Tool 5361-24 • 1109-24 • 3109-24 6515-27 • 6515-99


HEAVY-DUTY CORDLESS DRILL CHUCKS

FITS ALL COMPETITIVE MODELS WITH SAME THREAD SIZE

	CHUCK CATALOG NUMBER	CAPACITY	THREAD SIZE	DESCRIPTION	MILWAUKEE CORDLESS TOOLS COMPATIBLE WITH
12 VOLT	 48-66-0360	3/8"	3/8"-24	Plastic 2-Sleeve	0502-02
	 48-66-1250	3/8"	3/8"-24	Plastic 1-Sleeve	0602-22
	 48-66-1530	3/8"	3/8"-24	Metal 2-Sleeve	0502-02
	 48-66-1400	1/2"	1/2"-20	Plastic 2-Sleeve	0501-02
14.4 VOLT	 48-66-1400	1/2"	1/2"-20	Plastic 2-Sleeve	0511-21
	 48-66-0420	1/2"	3/8"-24	Plastic 2-Sleeve	0512-21
	 48-66-1270	1/2"	3/8"-24	Plastic 1-Sleeve	0612-22
	 48-66-1375	1/2"	1/2"-20	Metal 2-Sleeve	0513-21, 0514-20, 0516-20
18 VOLT	 48-66-1575	1/2"	1/2"-20	Metal 1-Sleeve	0614-20, 0616-20
	 48-66-1400	1/2"	1/2"-20	Plastic 2-Sleeve	0521-20, 0523-20
	 48-66-1375	1/2"	1/2"-20	Metal 2-Sleeve	0522-20, 0524-20, 1109-20, 3109-20
28 VOLT	 48-66-1575	1/2"	1/2"-20	Metal 1-Sleeve	0614-20, 0616-20, 0622-20, 0624-20
	 48-66-1575	1/2"	1/2"-20	Metal 1-Sleeve	0724-20

- **Metal Single Sleeve Ratcheting Chuck With Carbide Tipped Jaws On All Lok-Tor® Driver/Drill and Hammer-Drill Models**
Provides unbeatable gripping strength on the bits and provides longer life of the chuck and the bits.
- **Ratcheting Action Prevents The Bit From Slipping**

100% All-Metal Chuck For Ultimate Durability And Performance



Carbide Tipped Jaws Provide Unmatched Gripping Strength



48-66-1575 Lok-Tor® Chuck
Knurled Sleeve Provides A Comfortable, Durable Gripping Area

HEAVY-DUTY SAFETY EYEWEAR **NEW**

CATALOG NUMBER	DESCRIPTION	LENS TINTS/ COATINGS	ANSI		QTY. PER PACK	FEATURES
			Z87+	CSA Z94.3		
49-17-2000	MK2000 - Safety Eyewear	Clear/Anti-Fog	✓	✓	10	<ul style="list-style-type: none"> Contoured wrap-around sport design. Soft nose bridge for better comfort and fit. Durable polycarbonate lens.
49-17-2100	MK2100 - Safety Eyewear	Clear/Anti-Fog	✓	✓	10	<ul style="list-style-type: none"> Weightless comfort and superior coverage. Wrap-around lens with integral side shields for clear and unobstructed field of vision.
49-17-2200	MK2200 - Safety Eyewear	Clear/Anti-Fog	✓		10	<ul style="list-style-type: none"> Contemporary, wrap-around sport styling. Adjustable temple length allows user to create a custom fit.
49-17-2300	MK2300 - Safety Eyewear	Clear/Anti-Fog	✓	✓	10	<ul style="list-style-type: none"> Soft nose bridge, ratcheting lens system, and adjustable temple length allows user to create a custom fit. Wrap around lens provides uninterrupted peripheral coverage. Unique ventilation channel between the frame and lens for improved moisture fog control.
49-17-2400	MK2400 - Safety Eyewear	Clear/Hard Coat	✓		10	<ul style="list-style-type: none"> Sleek wrap-around metal frame design. Lightweight and durable.
49-17-3000	MK3000 - Safety Goggle	Clear/Anti-Fog	✓	✓	10	<ul style="list-style-type: none"> Wrap-around styling for excellent panoramic vision. OTG (over the glasses) compatible – fits over most prescription eyewear. Adjustable red elastic headband. Direct vent impact goggle

HEAVY-DUTY HEARING AND RESPIRATORY PROTECTION **NEW**

CATALOG NUMBER	DESCRIPTION	QTY. PER BOX	FEATURES
49-17-3100	Foam Disposable Earplugs	200 Pair	Soft, smooth foam delivers superior comfort and protection. Tapered design with rounded tip aids insertion. NRR 29dB.
49-17-3200	Corded Reusable Earplugs	50 Pair	Patented internal air cushion offers superior protection and comfort during long-term wear. Highest attenuating reusable earplug available. NRR 27dB.
49-17-3300	Heavy Duty Folding Earmuffs	1 Pair	High attenuation dielectric earmuff, folds for convenient storage. Includes belt clip. NRR 28 dB.
49-17-3500	N95 Particulate Respirator	20 Pieces	NIOSH N95 Class Respirator with adjustable nosepiece.

HEAVY-DUTY WORK GLOVES

CATALOG NUMBER	DESCRIPTION	SIZE	QTY. PER PACK	FEATURES
49-17-0115	Milwaukee Work Gloves	Small	12	<ul style="list-style-type: none"> Reinforced wrist cuff with hook and loop closure for secure fit.
49-17-0125	Milwaukee Work Gloves	Medium	12	<ul style="list-style-type: none"> 2-way spandex optimizes breathability, comfort, fit, flexibility and overall glove integrity.
49-17-0135	Milwaukee Work Gloves	Large	12	<ul style="list-style-type: none"> Embroidered Milwaukee logo ensures heavy-duty, quality product. Reinforced fingertips enhance durability without compromising dexterity.
49-17-0140	Milwaukee Work Gloves	Extra Large	12	<ul style="list-style-type: none"> Synthetic leather palm enhances breathability, durability and wear resistance. Padded palm with memory foam offers increased comfort. Silicone finger pads for superior gripping.


HEAVY-DUTY ORGANIZERS



CATALOG NO.	49-17-0110	49-17-0170	49-17-0180
DESCRIPTION	CONTRACTOR PARTS ORGANIZER * Inside of the bag are 6 oversized pockets, outside of the bag are 14 pockets surrounding the bag's perimeter. It has a draw cord with a cord lock for easy and secure cinching of the bag and a carrying strap.	55-POCKET BUCKET TOOL ORGANIZER * Internal drill holster with 7/8" I.D. grommet securely holds up to an 18v milwaukee drill with bit or impact wrench. Dedicated speed square sleeve attached to drill holster. 55-total pockets of assorted shapes and sizes positioned inside and out for storage. Fits standard 3-1/2 or 5 gallon buckets for jobsite convenience. Two pockets with Velcro® flaps for covered storage. Bar tacked stress points for extra reinforcement.	50-POCKET BUCKET-LESS TOOL ORGANIZER * 50-total pockets of assorted shapes and sizes positioned inside and out provide limitless storage options. Padded carrying handles internal hammer loop. Zippered external pocket. two pockets with velcro® flaps for covered storage. Tape measure holders. Removable, reinforced plastic floor provides rigidity. Bar tacked stress points for extra reinforcement.

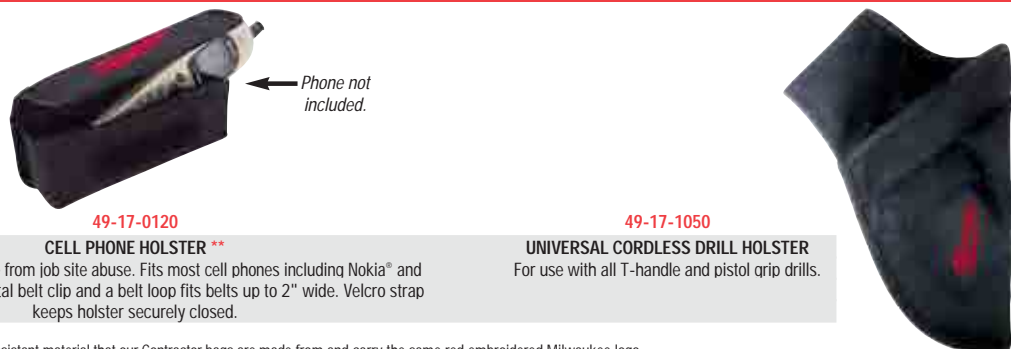
* Organizer Accessories made from same rugged water resistant material that our Contractor bags are made from and carry an embroidered Milwaukee logo.

HEAVY-DUTY TOOL BELTS



CATALOG NO.	49-17-0190	49-17-0195
DESCRIPTION	33-POCKET / 3-PIECE TOOL BELT Heavy-duty 600 denier ripstop polyester material is extremely durable, resists tearing, and is lightweight in construction. Large flat bottom pouches for expanded storage capabilities. Cell phone holder accepts a cell phone or 2-way radio. Speed square pockets located in each large pouch for easy access. 2 hammer loops. 4 suspender clips. 2-1/2" wide padded belt with leather ends and double tongue roller buckle fits waists 30" to 48".	33-POCKET / 5-PIECE TOOL BELT Heavy-duty 1800 denier ballistic polyester material offers superior durability, tear and abrasion resistance. 2 heavy-duty die-cast tape measure holders accommodate a standard 25' or 30' tape measure and a Milwaukee compact drill. Large flat bottom pouches for expanded storage capabilities. 2 heavy-duty die cast gussets in the corners of each large flat bottom pouch increase strength and rigidity. Detachable cell phone holder accepts a cell phone or 2-way radio. Speed square pockets located in each large pouch for easy access. 3 hammer loops. 4 suspender clips. 2-1/2" wide padded belt with leather ends and double tongue roller buckle fits waists 30" to 48".

HEAVY-DUTY MISC. ACCESSORIES



CATALOG NO.	49-17-0120	49-17-1050
DESCRIPTION	CELL PHONE HOLSTER ** Protect your cell phone from job site abuse. Fits most cell phones including Nokia® and Motorola® phones. Metal belt clip and a belt loop fits belts up to 2" wide. Velcro strap keeps holster securely closed.	UNIVERSAL CORDLESS DRILL HOLSTER For use with all T-handle and pistol grip drills.

** Cell Phone Holster made from same rugged water resistant material that our Contractor bags are made from and carry the same red embroidered Milwaukee logo.



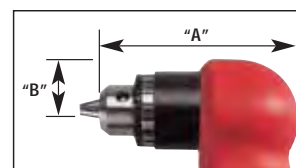
HEAVY-DUTY 1/2" & 3/8" CLOSE QUARTER DRILLS

0375-6

• 3/8" CLOSE
QUARTER DRILL



- Unique Ergonomic Design – 55° Angled Chuck
For easy access to tight places
- Lightweight
- Comfortable Grip, Efficient Paddle Switch
- Quiet Running
- Helical Cut, Heat Treated Gears For Heavy-Duty Industrial/Construction Applications
- All Ball And Roller Bearings



	0375	0379
"A"	3-15/16"	4-3/16"
"B"	1-3/16"	1-3/16"

0379-1

• 1/2" CLOSE
QUARTER DRILL



SPECIFICATIONS

CATALOG NUMBER	CAPACITY IN STEEL	VOLTS AC ONLY	AMPS	NO LOAD RPM	GEAR TRAIN	SPINDLE DIAMETER AND THREAD	REPLACEMENT CHUCK CATALOG NO. CHUCK KEY INCLUDED	REPLACEMENT CHUCK KEY CATALOG NO.	LENGTH (IN.)	NET WGT. LBS.	SHIP. WGT. LBS.
0375-6	3/8"	120	3.5	0-1300	DOUBLE	1/2" - 20	48-66-2115	48-66-3240	6-1/2	3.0	3.5
0379-1	1/2"	120	3.5	0-750	DOUBLE	1/2" - 20	48-66-2120	48-66-3480	6-3/4	3.5	4.0

STANDARD EQUIPMENT: FOR 0375-6 – 3/8" Chuck, Chuck Key and Rubber Flex Key Holder 48-66-4040. FOR 0379-1 – 1/2" Chuck, Chuck Key and Rubber Flex Key Holder 48-66-4040.



HEAVY-DUTY 1/2" MAGNUM® DRILLS

0234-6

• WITH KEYED CHUCK




- Powerful MILWAUKEE Built 5.5 AMP Motor
- Removable Brush Cartridge System
Change brushes in less than one minute, with only a screw-driver. Self-stopping brushes. Includes spare brushes stored in cartridge.
- Aluminum Gear Case And Diaphragm Supplies Greater Support For Shaft And Bearings
- Heavy-Duty Industrial Chucks
- Trigger Speed Control Reversing Switches
- All Ball And Roller Bearings
- Helical Cut, Heat Treated Gears For Heavy-Duty Industrial/Construction Applications
- 8' 3-Wire Quik-Lok® Cord Sets
Quick detachment from tool for tangle free carrying and storage. Instant field repair.



0235-21

- 1/2" MAGNUM® DRILL WITH ALL-METAL, GRIP-LOK™, SINGLE SLEEVE CHUCK
- INTERNAL SPINDLE LOCK-SINGLE HAND OPERATION TO TIGHTEN/LOOSEN CHUCK



ALL-METAL
GRIP-LOK CHUCK
2X GRIP
STRENGTH
ON BIT!



EXCLUSIVE 0235-21 FEATURE

- All-Metal Grip-Lok™ Keyless Chucks
For extreme durability. Carbide jaws for long life. High gripping torque prevents slippage. Lightly knurled for comfortable grip.

0244-1

• WITH KEYED CHUCK



SPECIFICATIONS

CATALOG NUMBER	CAPACITY IN STEEL	VOLTS AC ONLY	AMPS	NO LOAD RPM	GEAR TRAIN	SPINDLE DIAMETER AND THREAD	REPLACEMENT CHUCK CATALOG NO. CHUCK KEY INCLUDED	REPLACEMENT CHUCK KEY CATALOG NO.	LENGTH (IN.)	NET WGT. LBS.	SHIP. WGT. LBS.
0234-6	1/2"	120	5.5	0-850	DOUBLE	1/2" - 20	48-66-1360	48-66-3280	10-1/2	4.8	6.0
0235-21	1/2"	120	5.5	0-850	DOUBLE	1/2" - 20	48-66-1575	---	10-1/2	4.9	6.0
0244-1	1/2"	120	5.5	0-600	DOUBLE	1/2" - 20	48-66-1360	48-66-3280	10-1/2	4.8	6.0

STANDARD EQUIPMENT: FOR 0234-6 – 8' 3-Wire Quik-Lok Cord 48-76-4008, Chuck, Chuck Key, Rubber Flex Key Holder 48-66-4040 and Side Handle 49-15-0260. FOR 0235-21 – 8' 3-wire Quik-Lok Cord 48-76-4008, Single Sleeve Keyless Chuck and Side Handle 49-15-0260. FOR 0244-1 – 8' 3-Wire Quik-Lok Cord 48-76-4008, Chuck, Chuck Key, Rubber Flex Key Holder 48-66-4040 and Side Handle 49-15-0260.



HEAVY-DUTY 1/2" MAGNUM® DRILLS

0299-20 • WITH KEYED CHUCK



VALUE AND PERFORMANCE!



BEST POWER TO WEIGHT RATIO! IMPROVED ERGONOMICS! MORE POWER!

- Powerful 8.0 Amp Milwaukee Motor
- Variable Speed Control, 0-850 RPM
- All Metal Gear Case And Diaphragm
- 360° Positive Lock Side Handle
- New Switch With Two-Finger Trigger
- Modular Brush Card Design
- All Ball And Roller Bearings

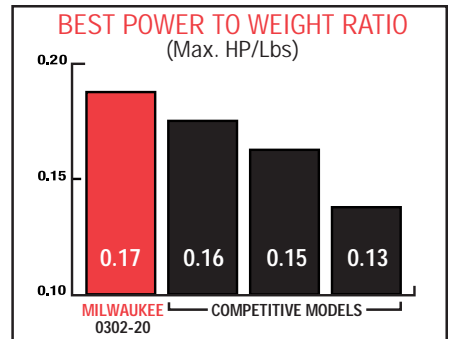
EXCLUSIVE 0302-20 FEATURE

- 8' 3-Wire Quik-Lok® Cord Sets
Quick detachment from tool for tangle free carrying and storage. Instant field repair.
- All-Metal Grip-Lok™ Keyless Chucks
For extreme durability. Carbide jaws for long life. High gripping torque prevents slippage. Lightly knurled for comfortable grip.

0300-20 • WITH KEYED CHUCK



ERGONOMIC TACTILE GRIP ON HANDLE AND MOTOR HOUSING

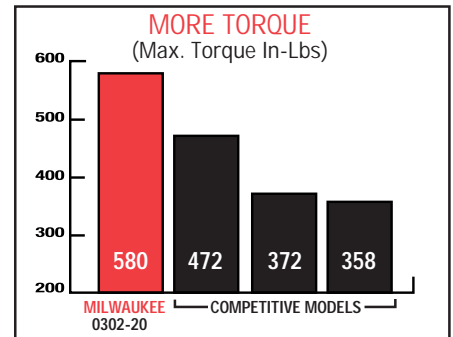


0302-20 • ALL METAL, GRIP-LOK™, SINGLE SLEEVE CHUCK • INTERNAL SPINDLE LOCK-SINGLE HAND OPERATION TO TIGHTEN/LOOSEN CHUCK



ERGONOMIC TACTILE GRIP ON HANDLE AND MOTOR HOUSING

ALL-METAL GRIP-LOK CHUCK 2X GRIP STRENGTH ON BIT!



ACCESSORIES

LOCK PREVENT BUTTON

31-53-0205 For Pistol Drills and Screwdrivers.

SPECIFICATIONS

CATALOG NUMBER	CAPACITY IN STEEL	VOLTS AC ONLY	AMPS	NO LOAD RPM	GEAR TRAIN	SPINDLE DIAMETER AND THREAD	REPLACEMENT CHUCK CATALOG NO. CHUCK KEY INCLUDED	REPLACEMENT CHUCK KEY CATALOG NO.	LENGTH (IN.)	NET WGT. * LBS.	SHP. WGT. LBS.
0299-20	1/2"	120	8.0	0-850	DOUBLE	1/2-20	48-66-1355	48-66-3280	12-13/64	5.4	5.9
0300-20	1/2"	120	8.0	0-850	DOUBLE	1/2-20	48-66-1355	48-66-3280	12-13/64	5.4	5.9
0302-20	1/2"	120	8.0	0-850	DOUBLE	1/2-20	48-66-1575	---	12-1/4	5.6	6.1

STANDARD EQUIPMENT - FOR 0299-20 – 360° Side Handle 49-15-0265, 1/2" Keyed Chuck, Chuck Key, Flexible Key Holder 48-66-4040. FOR 0300-20 – 360° Side Handle 49-15-0265, 1/2" Keyed Chuck, Chuck Key, Flexible Key Holder 48-66-4040. 0302-20 – 360° Side Handle 49-15-0265, 8' 3-wire Quik-Lok Cord 48-76-4008, 1/2" Single Sleeve All Metal Keyless Chuck.

*Weight includes cord.



HEAVY-DUTY 3/8" MAGNUM® DRILLS

0200-20

- WITH 3/8" KEYED CHUCK



0201-20

- WITH GRIP-LOK™ ALL-METAL TWO-SLEEVE KEYLESS CHUCK



0202-20

- ALL METAL, GRIP-LOK™, SINGLE SLEEVE 3/8" KEYLESS CHUCK
- INTERNAL SPINDLE LOCK—SINGLE HAND OPERATION TO TIGHTEN/LOOSEN CHUCK



0233-20

- WITH GRIP-LOK™ ALL-METAL TWO-SLEEVE KEYLESS CHUCK
- 2-WIRE 8' CORD WITH SEPARATE STRAIN RELIEF



- Powerful MILWAUKEE Built Motor
- All Metal Gear Case Diaphragm And Supplies Greater Support For Shaft And Bearings
- Trigger, Variable, Speed Control, Reversing Switches
- All Ball And Roller Bearings
- Helical Cut, Heat Treated Gears For Heavy-Duty Industrial/Construction Applications

EXCLUSIVE 0200-20, 0201-20 AND 0202-20 FEATURES

- 360° Positive Lock Side Handle
- Ergonomic Tactile Grip On Handle And Motor Housing
- Two-Finger Trigger Switch
- Modular Brush Card Design

EXCLUSIVE 0233-20 FEATURE

- Removable Brush Cartridge System Change brushes in less than one minute, with only a screw-driver. Self-stopping brushes. Includes spare brushes stored in cartridge.



EXCLUSIVE 0201-20, AND 0233-20 FEATURE

- All-Metal Grip-Lok™ 2-Sleeve Keyless Chuck For extreme durability. Hardened jaws for long life. High gripping torque prevents slippage. Lightly knurled for comfortable grip.

EXCLUSIVE 0202-20 FEATURE

- 8' 3-Wire Quik-Lok® Cord Quick detachment from tool for tangle free carrying and storage. Instant field repair.



- All-Metal Grip-Lok™ Single Sleeve Keyless Chuck For extreme durability. Carbide jaws for long life. High gripping torque prevents slippage. Lightly knurled for comfortable grip.

SPECIFICATIONS

CATALOG NUMBER	CAPACITY IN STEEL	VOLTS AC ONLY	AMPS	NO LOAD RPM	GEAR TRAIN	SPINDLE DIAMETER AND THREAD	REPLACEMENT CHUCK CATALOG NO. CHUCK KEY INCLUDED	REPLACEMENT CHUCK KEY CATALOG NO.	LENGTH (IN.)	NET WGT.* LBS.	SHIP. WGT. LBS.
0200-20	3/8"	120	7.0	0-1200	DOUBLE	1/2-20	48-66-0806	48-66-3080	12	4.2	4.7
0201-20	3/8"	120	7.0	0-2500	DOUBLE	3/8-24	48-66-1530	—	12	4.1	4.7
0202-20	3/8"	120	7.0	0-1200	DOUBLE	1/2-20	48-66-1520	—	12	4.9	5.4
0233-20	3/8"	120	5.5	0-2800	SINGLE	3/8" - 24	48-66-1530	—	10	4.0	5.0

STANDARD EQUIPMENT-FOR 0200-20 – 360° Side Handle 49-15-0265, 3/8" Chuck, Chuck Key, Flexible Key Holder 48-66-4040. FOR 0201-20 – 360° Side Handle 49-15-0265, 3/8" 2-Sleeve All Metal Keyless Chuck, 10' 2-wire Fixed Cord. FOR 0202-20 – 8' 3-wire Quik-Lok Cord 48-76-4008, 360° Side Handle 49-15-0265, 3/8" Single Sleeve All Metal Keyless Chuck. FOR 0233-20 – 2-Sleeve All Metal Keyless Chuck and Side Handle 49-15-0260.

*Weight includes cord.



HEAVY-DUTY 1/4" MAGNUM® DRILLS

0101-20

• WITH 1/4" KEYED CHUCK



BEST POWER TO WEIGHT RATIO! IMPROVED ERGONOMICS! MORE POWER!

- Powerful 7.0 Amp Milwaukee Motor
- Variable Speed Control
- All Metal Gear Case And Diaphragm
- 360° Positive Lock Side Handle (Model 0100-20 only.)
- Ergonomic Tactile Grip On Handle And Motor Housing
- New Switch With Two-Finger Trigger
- Modular Brush Card Design
- All Ball And Roller Bearings
- 8' 3-Wire Quik-Lok® Cord
Quick detachment from tool for tangle free carrying and storage. Instant field repair.



0100-20

• WITH 1/4" KEYED CHUCK



SPECIFICATIONS

CATALOG NUMBER	CAPACITY IN STEEL	VOLTS AC ONLY	AMPS	NO LOAD RPM	GEAR TRAIN	SPINDLE DIAMETER AND THREAD	REPLACEMENT CHUCK CATALOG NO. CHUCK KEY INCLUDED	REPLACEMENT CHUCK KEY CATALOG NO.	LENGTH (IN.)	NET WGT.* LBS.	SHIP. WGT. LBS.
0100-20	1/4"	120	7.0	0-2500	DOUBLE	3/8-24	48-66-0070	48-66-3200	11-1/2	4.7	5.2
0101-20	1/4"	120	7.0	0-4000	SINGLE	3/8-24	48-66-0070	48-66-3200	10-13/64	3.8	4.3

STANDARD EQUIPMENT 0100-20 – 8' 3-wire Quik-Lok Cord 48-76-4008, 360° Side Handle 49-15-0265, 1/4" Chuck, Chuck Key, Flexible Key Holder 48-66-4080. 0101-20 – 8' 3-wire Quik-Lok Cord 48-76-4008, 1/4" Chuck, Chuck Key, Flexible Key Holder 48-66-4080.

*Weight includes cord.



HEAVY-DUTY DRAIN CLEANERS AND ACCESSORIES



0566-1



0567-1 (KIT)



- Quick, Easy Rodding Of Up To 2" Wastelines
- Holds Up To 35' Of 3/8" Or 50' Of 5/16" Inner Core Cable
- Keyless Chuck Offers Quick Hand Tightening And Cable Feed
- Ball And Roller Bearings
- Rust Resistant Aluminum Drum
- Trigger Speed Control Reversing Motor Protects Cable From Damage

SPECIFICATIONS

CATALOG NUMBER	VOLTS AC ONLY	AMPS	SPEED (NO LOAD) RPM	MAX. PIPE SIZE I.D.	LENGTH (IN.)	NET WGT. LBS.	SHIP WGT. LBS.
0566-1	120	1.6	0-450	2"	17	7.3	10.0
0567-1 KIT	120	1.6	0-450	2"	17	7.3	34.0

STANDARD EQUIPMENT: FOR 0566-1 – Tool Only. FOR 0567-1 – 1/4" x 25' Steel Cable 48-53-0055, 1/4" Replacement Bulb 49-20-0025, Toilet Trap Guide No. 49-13-0010 and Steel Carrying Case 48-55-6055.

ACCESSORIES

STANDARD COILED CABLE



Music wire used in all Milwaukee Coiled Cables retains the rebound resiliency needed for tough drains. All cables are right hand wind design which is important when pressure is applied. The coil spring expands against the locking device or chuck to eliminate slippage.

- 48-53-0045 5/16" x 25' 48-53-0075 1/4" x 30'
- 48-53-0055 1/4" x 25' 48-53-0080 5/16" x 30'



PLASTIC CORE CABLE

Plastic core cables offer the same features and benefits as the standard cables. In addition, they also offer a unique steel core for strength and a plastic sheath which adds to the cable body and corrosion protection along with come back resiliency. These features will add longer life to your Milwaukee cables.

A quick lock system allows the operator to simply place the head onto the cable and lock it into place quickly and easily. Release of the head is simple with a push of the button. No special tools are required that can be lost or misplaced.



- 48-53-0065 5/16" x 25' Inner-Core Cable includes Drop Head
- 48-53-0070 5/16" x 30' Inner-Core Cable includes Drop Head
- 48-53-0085 5/16" x 50' Inner-Core Cable includes Drop Head
- 48-53-0090 3/8" x 35' Inner-Core Cable includes Drop Head



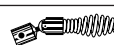

CUTTERS

- 48-38-0055 3/4" For 5/16" or 3/8" inner-core drop head cable.


REPLACEMENT BULB

- 49-20-0025 1/4" replacement bulb. 
- 49-20-0045 5/16" replacement bulb. 

DROP HEAD ASSEMBLY

- 49-16-0015 For 5/16" inner-core cable. 
- 49-16-0025 For 3/8" inner-core cable. 


SNAP LOK COUPLING

- 48-50-0015 For 5/16" inner-core cable. 
- 48-50-0025 For 3/8" inner-core cable.

TOILET TRAP GUIDE

- 49-13-0010 

CHUCK

- 48-66-0270 Jacobs chuck with collet. 

TYPE "E" GREASE

- 49-08-4122 1 lb. can

CARRYING CASE ONLY

- 48-55-6055 For use with 0566-1



HEAVY-DUTY 1/2" "D" HANDLE DRILLS

EL ELECTRONICS ON MODELS 1001-1, 1007-1, 1107-6, AND 1250-1

1250-1

• 0-1000 RPM

1001-1

• 0-600 RPM

1101-1

• 500 RPM



- 1/2" Trigger Speed Control Reversing
- 7.0 Amp MILWAUKEE Motors (All models except 3300-1.)
- Helical Cut, Heat Treated Gears
- Durable, Glass Reinforced Nylon Handles
- All Models Variable Speed, Control Reversing Except 1101-1 and 3102-6 (Single Speed Reversing)
- All Ball And Roller Bearings

1007-1 AND 1107-6 FEATURE

- 8' 3-Wire Quik-Lok® Cord Sets
Quick detachment from tool for tangle free carrying and storage. Instant field repair.



1007-1

• 0-600 RPM

1107-6

• 0-500 RPM



SPECIFICATIONS

CATALOG NUMBER	CAPACITY IN STEEL	VOLTS AC ONLY	AMPS	NO LOAD RPM	GEAR REDUCTION	SPINDLE DIAMETER AND THREAD	LENGTH (IN.)	NET WGT. LBS.	SHIP. WGT. LBS.
1001-1	1/2"	120	7.0	0-600	TRIPLE	1/2" - 20	14-3/4	6.8	7.5
1007-1	1/2"	120	7.0	0-600	TRIPLE	1/2" - 20	14-3/4	6.8	8.9
1101-1	1/2"	120	7.0	500	TRIPLE	1/2" - 20	14-3/4	6.8	8.2
1107-6	1/2"	120	7.0	0-500	TRIPLE	1/2" - 20	14-3/4	6.8	9.1
1250-1	1/2"	120	7.0	0-1000	DOUBLE	1/2" - 20	14-3/4	6.5	8.1

STANDARD EQUIPMENT: FOR 1250-1, 1001-1, 1101-1 – Side Handle, Chuck Key and Rubber Flex Key Holder. FOR 1007-1 AND 1107-6 – Side Handle, 8' 3-Wire Quik-Lok® Cord Set 48-76-4008, Chuck Key and Rubber Flex Key Holder.



HEAVY-DUTY 1/2" RIGHT ANGLE DRILLS

ELECTRONICS ON MODELS 3300-1, 3107-6 AND 3002-1



3102-6 (R.A.D.)

- PLUMBERS' KIT
- 335/500/750 RPM

3002-1 (R.A.D.)

- ELECTRICIANS' KIT
- 0-400/0-600/0-900 RPM



- 1/2" Trigger Speed Control Reversing
- 7.0 Amp MILWAUKEE Motors (All models except 3300-1.)
- Helical Cut, Heat Treated Gears
- Durable, Glass Reinforced Nylon Handles
- All Models Variable Speed, Control Reversing Except 1101-1 and 3102-6 (Single Speed Reversing)
- All Ball And Roller Bearings

3107-6 AND 3300-1 FEATURE

- 8' 3-Wire Quik-Lok® Cord
Quick detachment from tool for tangle free carrying and storage. Instant field repair.



3107-6 (R.A.D.)


- 0-335/0-500/0-750 RPM



RIGHT ANGLE DRILL FEATURES

- Use With Up To 4-5/8" Selffeed Bits Model numbers 3107-6, and 3102-6 only.
- Steel Hardened Shafts

- Head And Handle Swivel 360°- Can Be Locked Tight In Any Position Allow 5-1/2" for right angle drill head and chuck.



3300-1 (R.A.D.)

- MAGNUM® PISTOL HANDLE
- 0-565/0-850/0-1275 RPM



SPECIFICATIONS


CATALOG NUMBER	CAPACITY IN STEEL	VOLTS AC ONLY	AMPS	NO LOAD DRILL ONLY RPM	RPM W/RAD LOW SIDE	RPM W/RAD HIGH SIDE	INCLUDES DRILL NO.	GEAR REDUCTION	SPINDLE DIAMETER AND THREAD	LENGTH (IN.)	NET WGT. LBS.	SHIP. WGT. LBS.
3102-6	1/2"	120	7.0	500	335	750	1101-1	QUADRUPLE	1/2"-20	16-3/4	10.3	16.3
3002-1	1/2"	120	7.0	0-600	0-400	0-900	1001-1	QUADRUPLE	1/2"-20	16-3/4	10.3	16.0
3107-6	1/2"	120	7.0	0-500	0-335	0-750	1107-6	QUADRUPLE	1/2"-20	16-3/4	10.3	16.5
3300-1	1/2"	120	5.5	0-850	0-565	0-1275	0234-6	TRIPLE	1/2"-20	11-1/2	8.0	16.9

STANDARD EQUIPMENT: FOR 3102-6, 3002-1, 3107-6, 3300-1 – 48-06-2871 Right Angle Drive, 49-96-4060 9/16" Open End Wrench, 49-96-0080 3/16" Socket Wrench, Chuck Remover Bar, Side Handle and Impact Resistant Carrying Case 48-55-0802 FOR 3107-6 – 48-06-2871 Right Angle Drive, 49-96-4060 9/16" Open End Wrench, 49-96-0080 3/16" Socket Wrench, Chuck Remover Bar, Side Handle, 8' 3-Wire Quik-Lok® Cord Set 48-76-4008 and Impact Resistant Carrying Case 48-55-0802* FOR 3300-1 – 48-06-2871 Right Angle Drive, 49-96-4060 9/16" Open End Wrench, 49-96-0080 3/16" Socket Wrench, Chuck Remover Bar, Side Handle, 8' 3-Wire Quik-Lok® Cord Set 48-76-4008 and Impact Resistant Carrying Case 48-55-0802

* (Optional Steel Case for 3300-1 is 48-55-0200).



HEAVY-DUTY ANGLE DRIVE UNITS



DRIVE UNIT
48-06-2871 For drill models 0234-6 and 0244-1.



CONVERTS MILWAUKEE STRAIGHT DRILLS TO ANGLE DRILLS

- Used Extensively For Drilling Between Joists, Studding, In Tight Corners Or In Close Quarters On Machinery And Equipment
- Provides Two Additional Drilling Speeds
- Chuck Transferred From Drill To LOW Spindle Of Right Angle Unit Reduces Drills Normal Speed By 1/3 And Increases Drilling Torque By 50%
- Chuck Transferred To Opposite Spindle Of Right Angle Unit Increases Speed by 50%

FOR REVERSING DRILL MOTORS

- Drive Unit No. 48-06-2871 Includes Coupling No. 42-90-0175 for 0234-6 And 0244-1

Head and Handle Swivel 360° and Can Be Locked Tight in Any Position.



30" EXTENSION
48-95-0400 For drill models 1001-1, 1007-1, 1101-1, 1107-6, 1109-24 and 1250-1.
30" extension available separately for use with MILWAUKEE RAD unit No. 48-06-2871. Unit comes complete with 30" extension tube, drive shaft with hex socket on both ends, two clamping collars and side handle. Purchase RAD unit separately.



33° ANGLE DRIVE KIT
48-06-2860 For drill models 1001-1, 1007-1, 1101-1, 1107-6, 1109-24 and 1250-1.
Stretches drilling reach up to 30 inches. Permits easy drilling of up to 2-9/16" dia. holes. Kit consists of an extension tube, side handle, drive shaft with hex sockets on both ends, two clamping collars and a 33° angle drive unit. Use 33° angle drive with the 30" extension only. 33° angle units operate at the same speed as the drill powering them.

RAD Assembly for Use with the Following Milwaukee Drills:

DRILL CATALOG NO. AND TYPE	RPM DRILL ONLY	RPM WITH RAD LOW SIDE	RPM WITH RAD HIGH SIDE
0234-6 MAGNUM® PISTOL DRILL	0-850	0-565	0-1275
0244-1 MAGNUM® PISTOL DRILL	0-600	0-400	0-900
1001-1 "D" HANDLE DRILL	0-600	0-400	0-900
1007-1 "D" HANDLE DRILL	0-600	0-400	0-900
1101-1 "D" HANDLE DRILL	500	335	750
1107-6 "D" HANDLE DRILL	0-500	0-335	0-750
1109-24 "D" HANDLE DRILL	0-500	0-335	0-750
1250-1 "D" HANDLE DRILL	0-1000	0-665	0-1500



HEAVY-DUTY COMPACT DRILLS AND SUPER HOLE-SHOOTER DRILLS

1610-1
1630-1
1660-6

COMMON FEATURES:
• 1/2" CAPACITY



1663-20
• 1/2" CAPACITY



COMPACT AND SUPER HOLE-SHOOTER FEATURES

- Extra Long Switch Handle And Pipe Handle Allow Maximum Leverage For Drilling, Reaming Large Holes And Added Control
- Rear Mounted Assist Spade Handle
- Moly Chrome Alloy Steel Gears For High Torque Transmission With Minimum Wear

EXCLUSIVE 1663-20 FEATURES

- Current Feedback Reduces Speed Fluctuation When Tool Is Under Load
- Soft Start Reduces Initial Start-Up Torque And Reduces The Stress On The Gear Train—Rapidly Reaches Full Speed
- Line Voltage Compensation For normal variations in input voltage levels. Keeps motor speed constant.
- 8' Three-Wire Quik-Lok® Cord Set Quick detachment from tool for tangle-free carrying and storage. Instant field repair.
- Conveniently Located Reversing Switch
- Dial Speed Control – Adjust Speed With Thumb Wheel
Tool will operate at selected speed until reset.



2404-1
• 1-1/4" CAPACITY
• FURNISHED WITH NO. 3 INTERNAL MORSE TAPER SOCKET



1854-1
• 3/4" CAPACITY



2404-1 AND 1854-1 SPECIAL FEATURES

- Heavy-Duty Aluminum Alloy Housing
- Powerful Milwaukee Built Motor—Reversing
- Ruggedly Built, Reserve Power For Toughest Drilling Jobs
- Heat Treated Helical-Cut Gears For Quiet Performance
- Drive Shafts Run Smooth On Pre-Lubricated Ball Bearings

ACCESSORIES

QUICK CHANGE CHUCK

- 48-03-0006 1/2" 7/16" Quick Change drive shank converts your 3-jaw chuck into a quick change chuck. Allows rapid, keyless insertion and removal of 7/16" hex drive accessories.



TYPE "E" GREASE FOR COMPACT HOLE-SHOOTERS

49-08-4122 1 lb. can

TYPE "J" GREASE FOR SUPER HOLE-SHOOTERS

49-08-4220 1 lb. can

SPECIFICATIONS

CATALOG NUMBER	CAPACITY IN STEEL (INCHES)	VOLTS	AMPS	NO LOAD RPM	GEAR TRAIN	SPINDLE DIAMETER AND THREAD	REPLACEMENT CHUCK CATALOG NO. CHUCK KEY INCLUDED	REPLACEMENT CHUCK KEY CATALOG NO.	LENGTH (INCHES)	NET WGT. LBS.	SHIP. WGT. LBS.
1610-1	1/2	120 AC ONLY	7.0	650	DOUBLE	5/8" - 16	48-66-1381	48-66-3280	12-1/4	11.2	12.4
1630-1	1/2	120 AC ONLY	7.0	900	DOUBLE	5/8" - 16	48-66-1381	48-66-3280	12-1/4	11.2	12.4
1660-6	1/2	120 AC-DC	7.0	450	TRIPLE	5/8" - 16	48-66-1381	48-66-3280	12-1/4	11.4	12.6
1663-20	1/2	120 AC ONLY	7.0	115-450	TRIPLE	5/8" - 16	48-66-1381	48-66-3280	12-1/4	11.9	13.3
1854-1	3/4	120 AC DC	10.0	350	TRIPLE	#3 J.T.*	48-66-2085	48-66-3160	18-1/2	19.0	23.0
2404-1 ■	1-1/4	120 AC DC	10.0	250	TRIPLE	#3 M.T.▲	-	-	18-3/4	23.8	27.8

STANDARD EQUIPMENT: FOR 1663-20 8' 3-Wire Quik-Lok Cord No. 48-76-4008.

* Jacobs Taper Spindle. ▲ With No. 3 Internal Morse Taper Socket. ■ To adapt a 3/4" Capacity Chuck to 2404-1 Drill with No. 3 Internal Morse Taper Socket, order Accessory Chuck Kit No. 49-22-1550. (Kit Consists of Chuck No. 48-66-2000 and Arbor No. 48-07-0100.)



HEAVY-DUTY HOLE-HAWG® DRILL

1675-6



1676-6



1670-1

- CAN POWER UP TO 2-9/16" SELF-FEED BIT



FUNCTIONAL DESIGN: PUTS FORCE IN LINE WITH CHUCK

- Power And Torque, Reversing, Compact Design For Drilling Between Studs And Joists
- 2-Position Pipe Handle
- 3-Position Spade Handle
- 2-Speed Gear Shift (Models 1675-6 and 1676-6)
- External Brush Caps
- Heat Treated Cut Steel Gears
- All Ball And Roller Bearings
- Triple Reduction Gearing Handles Up To 4-5/8" Selffeed Bits
- Weighs Only 11-1/2 lbs

EXCLUSIVE 1675-6 AND 1676-6 FEATURE

- Can Power Up To 4-5/8" Selffeed Bit In Low Speed And Drill Up To 1-3/8" Selffeed Bit In High Speed

ACCESSORIES

IMPACT RESISTANT CARRYING CASE

48-55-0111 For use with 1670-1 and 1675-6 (When ordered separately)

TYPE "E" GREASE

49-08-4122 1 lb. can

QUICK CHANGE CHUCK

Converts your 3 jaw chuck into a quick change chuck. Allows rapid, keyless insertion and removal of 7/16" hex drive accessories.

48-03-0006 1/2" 7/16" Quick drive shank

SPECIFICATIONS

CATALOG NUMBER	CAPACITY IN STEEL (INCHES)	VOLTS AC ONLY	AMPS	NO LOAD RPM	GEAR TRAIN	SPINDLE DIAMETER*	REPLACEMENT CHUCK CATALOG NO. (CHUCK KEY INCLUDED)	REPLACEMENT CHUCK KEY CATALOG NO.	LENGTH (INCHES)	NET WGT. LBS.	SHIP. WGT. LBS.
1675-6	1/2	120	7.5	300/1200	TRIPLE	5/8" ROUND	48-66-1481	48-66-3280	6-1/2	11.5	15.0
1676-6	1/2	120	7.5	300/1200	TRIPLE	5/8" ROUND	48-66-1481	48-66-3280	6-1/2	11.5	21.0
1670-1	1/2	120	7.5	900	TRIPLE	5/8" ROUND	48-66-1481	48-66-3280	6-1/2	11.5	14.0

STANDARD EQUIPMENT FOR 1676-6 – Chuck, Chuck Key, Flexible key Holder 48-66-4040 and Impact Resistant Carrying Case 48-55-0111.

*Includes Drive Key

QUIK-LOK® CORDS

2-WIRE AND 3-WIRE QUIK-LOK CORD SETS

- Premium Grade Hi-Flex Wire And Insulating System
- Quick Detachment From Tool For Tangle Free Carrying And Storage
- Instant Field Repair
- Quik-Lok With Twist Lock Plug Cord Sets Also Available

2-WIRE QUIK-LOK CORD SETS FOR DOUBLE INSULATED TOOLS			
Cat. No.	Description	NEMA Plug Type	
48-76-5010	2-Wire 10' Quik-Lok	1-15P	
48-76-5025	2-Wire 25' Quik-Lok	1-15P	
3-WIRE QUIK-LOK CORD SETS			
Cat. No.	Description	NEMA Plug Type	
48-76-4008	3-Wire 8' Quik-Lok	5-15P	
48-76-4025	3-Wire 25' Quik-Lok	5-15P	
3-WIRE QUIK-LOK CORD SETS WITH TWIST LOCK PLUG			
Cat. No.	Description	NEMA Plug Type	
48-76-4108	3-Wire 8' Quik-Lok W/Twist Lock Plug	L5-20P	
48-76-4125	3-Wire 25' Quik-Lok W/Twist Lock Plug	L5-20P	

Recommended Minimum Wire Gauge For Extension Cords*	Nameplate Amperes	Extension Cord Length					
		25'	50'	75'	100'	150'	200'
0-5.0	16	16	16	14	12	12	
5.1-8.0	16	16	14	12	10	-	
8.1-12.0	14	14	12	10	-	-	
12.1-15.0	12	12	10	10	-	-	
15.1-20.0	10	10	10	-	-	-	

* Based on limiting the line voltage drop to five volts at 150% of the rated amperes.





HEAVY-DUTY SUPER-HAWG® DRILL

1680-20



1680-21




GEAR SHIFT KNOB



FEATURES INCLUDE:

- Powerful, Heavy-Duty Milwaukee Built Motor
- Powerful – Highest Amp Rating (13.0) And Power-To-Weight Ratio In Its Class
- Low Speed Clutch Protects Gear Train
- Fast Drilling – Highest RPM (1,750 High/450 Low) In Its Class
- Maximum SFB At 1,750 RPM – 2-9/16"
- Rotating Handle – Roto-Lok® 90° Left/Right Rotation For Most Comfortable Grip Position
- T-Bar Front Grip Helps Guide Bit With Ease, Low Profile For Easy Access
- Cushion Grips Provide More Comfortable Gripping
- Gear Shift Knob For Smooth, Efficient Gear Shift Design
- Easy Access Brush Covers Make It Simple To Replace Brushes

- 1 ALL METAL GEAR CASE
- 2 CLUTCH
- 3 TRICKLE VARNISHED AND SLURRY COATED ARMATURE
- 4 REVERSING SWITCH
- 5 GEAR SHIFT MECHANISM
- 6 RELIABLE, HIGH AMP ON/OFF SWITCH
- 7 9' RUBBER 3-WIRE CORD



SPECIFICATIONS

CATALOG NUMBER	CAPACITY IN STEEL (INCHES)	VOLTS AC ONLY	AMPS	NO LOAD RPM	GEAR TRAIN	SPINDLE DIAMETER AND THREAD	REPLACEMENT CHUCK CATALOG NO. (CHUCK KEY INCLUDED)	REPLACEMENT CHUCK KEY CATALOG NO.	LENGTH (INCHES)	NET WGT. LBS.	SHIP. WGT. LBS.
1680-20	1/2	120	13.0	1750/450	TRIPLE	5/8" - 16	48-66-1381	48-66-3280	22	14.7	16.5
1680-21	1/2	120	13.0	1750/450	TRIPLE	5/8" - 16	48-66-1381	48-66-3280	22	14.7	21.7

STANDARD EQUIPMENT: For 1680-20 – Tool and Side Handle. For 1680-21 – Tool, Side Handle and Impact Resistant Carrying Case.

ACCESSORIES

IMPACT RESISTANT CARRYING CASE



48-55-1680 Standard equipment with 1680-21. Room for up to 2-9/16" selffeed bit in chuck. Storage space for 18" ship auger, 4-5/8" selffeed and other bits.

SELFFEED BITS

All sizes have removable and replaceable feed screws. Two feed screws furnished with each bit.



LARGE SELFFEED BITS

Large selffeed bits in 3", 3-5/8", 4-1/8" and 4-5/8" sizes have double inside cutter blades that shave hole radius for clean, smooth holes without pressure. Replaceable arbor.

HEAVY-DUTY SHIP AUGER BITS



For all types of construction. Precision machined for smooth, wobble free boring. Hardened cutting edges require less resharpening.



QUICK CHANGE AUGER BITS

All 4" twist and 6-1/2" long, 7/16" hex shanks for sure chuck grip.



7/16" HEX SHANK EXTENSIONS WITH QUICK CHANGE SHANK

For selffeed bits, auger bits and hole saws (1" diameter and larger) with 7/16" hex shank.

BI-METAL HOLE SAWS



MILWAUKEE Bi-Metal Hole Saws are designed for cutting all machinable materials, including steel, aluminum, copper, brass, sheet metal, stainless steel, wood or plastics.

CARBIDE-TIPPED HOLE SAWS



MILWAUKEE Carbide-Tipped Hole Saws are designed for cutting ceramic tile, flakeboard, fiberboard, fiberglass and wood. Not recommended for metal.

QUICK CHANGE CHUCK

Converts your 3 jaw chuck into a quick change chuck. Allows rapid, keyless insertion and removal of 7/16" hex drive accessories.



48-03-0006

1/2"

7/16" Quick drive shank



HEAVY-DUTY RIGHT ANGLE DRILL ATTACHMENTS



**HIGH
TORQUE!**



49-22-8510

RIGHT ANGLE DRILL ATTACHMENT 49-22-8510

- Ideal For Cordless Drills And Screwdrivers
- DURABLE – All Metal Construction
- COMPACT – Measures Only 2" Wide
- CONVENIENT – Accepts Standard 1/4" Hex Drive Accessories
- Handles High Torque
- Includes Five Bits

COMMON APPLICATIONS


- Drill Holes Using 1/4" Hex Twist Drill Bits, Flat Boring Bits Or Add The 49-22-1560 1/4" Chuck Attachment And Use Round Shank Twist Drill Bits
- Drive Screws Up To #8 X 3" Long
- Use The 49-66-3005 1/4" Hex Drive Bit And Drive Hex Head Screws



48-32-2100

OFF-SET™ SCREWDRIVER POWER HEAD 48-32-2100

- Use The Power And Speed Of Your 2.4 Volt Cordless Screwdriver To Fasten Or Remove Screws, Tight Applications. Durable Die Cast Construction. 1/4" Magnetic Bit Reception For Standard Bits. 360° Adjustable Thumb Flange. Maximum 100 In./lbs. Torque 400 RPM



48-32-2115

- 12 Pack of 48-32-2100



HEAVY-DUTY INDUSTRIAL DRILL CHUCKS, KEYS AND DRILL ACCESSORIES

HEAVY-DUTY ACCESSORIES



1/2" KEYED CHUCK
48-66-1360



1/2" KEYED CHUCK
48-66-5185



3/8" 2-SLEEVE KEYLESS CHUCK
48-66-1530



1/2" SINGLE SLEEVE KEYLESS CHUCK
48-66-1575

KEYED CHUCKS FOR REVERSING DRILLS AND HAMMER DRILLS (Chuck Key Included)



CHUCK CATALOG NUMBER	CAPACITY	THREAD SIZE	CHUCK KEY CATALOG NUMBER	KEY HOLDER CATALOG NUMBER
48-66-0070	1/4"	3/8"-24	48-66-3200	48-66-4080
48-66-0104	1/4"	1/2"-20	48-66-3200	48-66-4080
48-66-0230 ●	1/4"	#1 Taper	48-66-3200	48-66-4080
48-66-0240 ●	3/8"	#2 Taper	48-66-3080	48-66-4040
48-66-0795	3/8"	3/8"-24	48-66-3240	48-66-4040
48-66-0805	3/8"	3/8"-24	48-66-3080	48-66-4040
48-66-0817	3/8"	3/8"-24	48-66-3350	—
48-66-0818	3/8"	3/8"-24	48-66-3470	—

48-66-1360	1/2"	1/2"-20	48-66-3280	48-66-4040
48-66-5185	1/2"	1/2"-20	48-66-2110	48-66-4040
48-66-1381	1/2"	5/8"-16	48-66-3280	48-66-4040
48-66-2100	1/2"	3/8"-24	48-66-3480	48-66-4040

48-66-2000	3/4"	#3 Taper	48-66-3160	48-66-4020
48-66-2080	3/4"	#3 Taper	48-66-3160	48-66-4020
48-66-2085	3/4"	#3 Taper	48-66-3160	48-66-4020

● Chuck removal wedges required (Set of 2)
For 1/4" drill – #1 Jacobs taper No. 49-91-0010
For 3/8" drill – #2 Jacobs taper No. 49-91-0020



BULK CHUCK KEYS AND RUBBER KEY HOLDERS—NON CARDED

CATALOG NUMBER	DESCRIPTION
48-66-3081	25 Pack for 3/8" chuck with 1/4" pilot
48-66-3241	25 Pack for 3/8" chuck with 15/64" pilot
48-66-3281	25 Pack for 3/8" and 1/2" chuck with 1/4" pilot
48-66-4041	25 Pack of 48-66-4040 chuck key holders.**
48-66-4081	25 Pack of 48-66-4080 chuck key holders.**

** See chuck chart at top of page for which keys fit which chuck key holders.



SIDE HANDLES

49-15-0260	For Magnum® Drills.
49-15-0265	360° Side Handle for New Tactile Grip Magnum® Drills.
49-15-0200	Adjustable side handle for R.A.D.
49-15-0151	Threaded side handle for D-handle drills.

TYPE "A" GREASE FOR "D" HANDLE DRILLS

49-08-0500	1/2 lb. can
49-08-0800	1 lb. can

TYPE "E" GREASE FOR MAGNUM® DRILL

49-08-4122	1 lb. can
------------	-----------

KEYLESS CHUCKS

CHUCK CATALOG NUMBER	CAPACITY	THREAD SIZE
48-66-0400	3/8"	3/8"-24
48-66-1530	3/8" → 2-Sleeve	3/8"-24
48-66-1520	3/8" → Single Sleeve	1/2"-20
48-66-1375	1/2" → 2-Sleeve	1/2"-20
48-66-1575	1/2" → Single Sleeve	1/2"-20

QUICK CHANGE CHUCKS

Converts your 3 jaw chuck into a quick change chuck. Allows rapid, keyless insertion and removal of 1/4" or 7/16" hex drive accessories.

CATALOG NUMBER	SHANK	APPLICATION
48-03-0005	3/8"	1/4" Quick drive shank
48-03-0006	1/2"	7/16" Quick drive shank



STEEL CARRYING CASE WITH TRAY

48-55-0711	For Pistol Drills and Screwdrivers. Overall Size 13-1/2" Long, 6" High and 8-3/4" Wide.
48-55-0200	20 gauge steel for Magnum® drill 3300-1.



IMPACT RESISTANT CARRYING CASE

48-55-0802	Impact resistant carrying case for "D" Handle drills
------------	--

HEAVY-DUTY ACCESSORIES

- **FAST, AGGRESSIVE YET BALANCED AND SMOOTH DRILLING.**
- **SPECIALTY STEEL ALLOY HEAT TREATED FOR MAXIMUM TOUGHNESS AND WEAR RESISTANCE. HARD AND TOUGH!**
- **RESHARPENABLE WITH A STANDARD FILE.**
- **REMOVABLE AND REPLACEABLE FEED SCREW EFFORTLESSLY PULLS BIT THROUGH MATERIAL.**



SELFEED BITS

Inside cutting plane shaves hole radius for clean, smooth holes without pressure.



LARGE SELFEED BITS 3"- 4-5/8"

Double inside cutter blades that shave hole radius for clean, smooth holes without pressure. Replaceable arbor.

BOX PACKAGING CATALOG NUMBER	CLAMSHELL PACKAGING CATALOG NUMBER	DESCRIPTION	SHANK TYPE	FOR STD. PIPE SIZES
48-25-1001	48-25-1002	1" diameter	7/16" Hex Quick Change Shank	1/2"
48-25-1121	48-25-1122	1-1/8" diameter		3/4"
48-25-1251	48-25-1252	1-1/4" diameter		
48-25-1371	48-25-1372	1-3/8" diameter		
48-25-1501	48-25-1502	1-1/2" diameter		
48-25-1751	48-25-1752	1-3/4" diameter		
48-25-2001	48-25-2002	2" diameter		
48-25-2121	48-25-2122	2-1/8" diameter		
48-25-2251	48-25-2252	2-1/4" diameter		
48-25-2561	48-25-2562	2-9/16" diameter		
48-25-3001	N/A	3" diameter	3 Milled flats	2-1/2"*
48-25-3621	N/A	3-5/8" diameter	3 Milled flats	3"*
48-25-4125	N/A	4-1/8" diameter	3 Milled flats	3"**
48-25-4621	N/A	4-5/8" diameter	3 Milled flats	4"*

CAT. NO.	DESCRIPTION
48-25-6000	Accessory kit for selffeed bits. Includes 5 selffeed screws, 3 set screws and hex wrench
48-28-6870	Feed screw – Coarse Thread – 1/4"
49-96-0060	Socket wrench – 1/8"
06-83-2625	Set screw
48-25-7000	Accessory kit for selffeed bits. Includes 3 selffeed screws, 2 set screws and hex wrench. For 3" and Larger Selffeed Bits.
48-07-0201	Replaceable arbor. For 3" and Larger Selffeed Bits.
48-28-6880	Feed screw – Regular Thread – 3/8". For 3" and Larger Selffeed Bits.
49-96-0070	Socket wrench – 5/32". For 3" and Larger Selffeed Bits.
06-83-3150	Set screw. For 3" and Larger Selffeed Bits.

*Cast iron or copper pipe size **PVC pipe w/ coupling



4-BIT CONTRACTORS' KIT

49-22-0135 Assortment of MILWAUKEE selffeed bits for big hole drilling. Sizes include 1-3/8", 1-1/2", 2-1/8", 2-9/16" diameters. Also 5-1/2" one piece – shank and coupling – extension and carrying case.

SELFEED BIT KIT - CASE ONLY

Case is made of hi-impact polyethylene double wall construction for full bit protection. (No metal to metal contact!)

PLUMBERS' KIT CASE: 48-55-0790

CONTRACTORS' KIT CASE (4 OR 7 BIT): 48-55-0775

7/16" SHANK QUICK CHANGE



7/16" HEX SHANK EXTENSIONS WITH QUICK CHANGE SHANK

For selffeed bits, auger bits and hole saws (1" diameter and larger) with 7/16" hex shank. 7/16" Hex Shanks fit 3 Jaw Chucks or 7-16" Quick Change Chucks.

CATALOG NUMBER	LENGTH	REPLACEMENT SET SCREW
48-28-4001	5-1/2"	06-83-2711
48-28-4006	12"	
48-28-4011	18"	REPLACEMENT 1/8" SOCKET WRENCH
48-28-4016	24"	49-96-0060

7/16" QUICK CHANGE CHUCK

Used with Quick Change Shank

CAT. NO.	SHANK	APPLICATION
48-03-0006	1/2"	7/16" Quick drive shank



PLUMBERS' KIT



CONTRACTORS' KIT

7-BIT PLUMBERS' KIT


49-22-0065 Complete assortment of the most commonly used MILWAUKEE bits for big hole drilling. Quick change auger sizes include 7/8" (48-13-6552), 1-1/8" (48-13-6554), 1-1/4" (48-13-6555), 1-1/2" (48-13-6557) auger bits and selffeed bits in 1-3/4", 2-1/8", 2-9/16" diameters. Also 5-1/2" one piece – shank and coupling – extension and carrying case.

7-BIT CONTRACTORS' KIT

49-22-0130 Complete assortment of the most commonly used MILWAUKEE selffeed bits for big hole drilling. Sizes include 1", 1-1/8", 1-1/4", 1-1/2", 1-3/4", 2-1/8", 2-9/16" diameters. Also 5-1/2" one piece – shank and coupling – extension and carrying case.

HEAVY-DUTY AUGER BITS

- 7/16" hex quick change shanks for sure chuck grip.
- Feed screw pilot draws bit into wood.
- Sharp cutting spurs and lips can be quickly resharpened for fast, efficient production.
- Hardened alloy steel protect against damage in nail imbedded wood.



QUICK CHANGE AUGER BITS

All 4" twist and 6-1/2" long, 7/16" hex shanks for sure chuck grip. Feed screw pilot draws bit into wood. Sharp cutting spurs and lips can be quickly resharpened for fast, efficient production. Quick change auger bit sizes include:

SHANK	DIA.	CAT. NO. NUMBER	OVERALL LENGTH	FOR STD. PIPE SIZES
7/16" Hex	7/8"	48-13-6552	6-1/2"	3/8"
7/16" Hex	1-1/8"	48-13-6554	6-1/2"	1/2"
7/16" Hex	1-1/4"	48-13-6555	6-1/2"	3/4"
7/16" Hex	1-1/2"	48-13-6557	6-1/2"	1"

6-1/2" AUGER BITS

SHANK	DIA.	CATALOG NUMBER	OVERALL LENGTH	FOR STD. PIPE SIZES
7/16" Hex	3/4"	48-13-0750	6-1/2"	
7/16" Hex	7/8"	48-13-0870	6-1/2"	3/8"
7/16" Hex	1"	48-13-1000	6-1/2"	
7/16" Hex"	1-1/8"	48-13-1120	6-1/2"	1/2"
7/16" Hex	1-1/4"	48-13-1250	6-1/2"	3/4"
7/16" Hex	1-3/8"	48-13-1370	6-1/2"	
7/16" Hex"	1-1/2"	48-13-1500	6-1/2"	1"

HEAVY-DUTY AUGER & SHIP AUGER BITS

- Hardened alloy steel for long life in imbedded wood.
- Precision machined for smooth, wobble free boring.
- Large, wide throat design gives excellent chip removal.
- Self feeding screw point and 7/16" hex quick change shank.



6" SHIP AUGER BITS

SHANK	DIA.	CATALOG NUMBER	OVERALL LENGTH
7/16" Hex	11/16"	48-13-0683	6"
7/16" Hex	3/4"	48-13-0753	6"
7/16" Hex	13/16"	48-13-0813	6"
7/16" Hex	7/8"	48-13-0873	6"
7/16" Hex	15/16"	48-13-0933	6"
7/16" Hex	1"	48-13-1003	6"
7/16" Hex	1-1/16"	48-13-1063	6"
7/16" Hex	1-1/8"	48-13-1123	6"
7/16" Hex	1-1/4"	48-13-1253	6"
7/16" Hex	1-3/8"	48-13-1373	6"
7/16" Hex	1-1/2"	48-13-1503	6"

18" SHIP AUGER BITS

SHANK	DIA.	CATALOG NUMBER	OVERALL LENGTH
7/16" Hex	9/16"	48-13-5560	18"
7/16" Hex	5/8"	48-13-5620	18"
7/16" Hex	11/16"	48-13-5680	18"
7/16" Hex	3/4"	48-13-5750	18"
7/16" Hex	13/16"	48-13-5810	18"
7/16" Hex	7/8"	48-13-5870	18"
7/16" Hex	15/16"	48-13-5930	18"
7/16" Hex	1"	48-13-6000	18"
7/16" Hex	1-1/16"	48-13-6010	18"
7/16" Hex	1-1/8"	48-13-6120	18"
7/16" Hex	1-1/4"	48-13-6250	18"
7/16" Hex	1-3/8"	48-13-6370	18"
7/16" Hex	1-1/2"	48-13-6500	18"

HEAVY-DUTY ELECTRICIAN'S BITS

- Fast spiral, two flute – 6" selffeed produces a smooth, clean hole.



SHANK	DIAMETER	CATALOG NUMBER	OVERALL LENGTH
7/16" Hex	5/8"	48-13-8062	8-1/2"
7/16" Hex	11/16"	48-13-8068	8-1/2"
7/16" Hex	3/4"	48-13-8075	8-1/2"
7/16" Hex	3/16"	48-13-8081	8-1/2"

SHANK	DIAMETER	CATALOG NUMBER	OVERALL LENGTH
7/16" Hex	7/8"	48-13-8087	8-1/2"
7/16" Hex	1"	48-13-8100	8-1/2"
7/16" Hex	1-1/8"	48-13-8112	8-1/2"
7/16" Hex	1-1/4"	48-13-8125	8-1/2"



HEAVY-DUTY WOOD BORING DRILL BITS AND FLAT BORING BITS

HEAVY-DUTY BELLHANGER BITS



For installers of all types of small wire systems – computer, security, phone cable, etc. Extra length for extra reach. Pull the wire back through the hole by simply attaching a line or the wire to the bit.

DIAMETER	CATALOG NUMBER	OVERALL LENGTH	DIAMETER	CATALOG NUMBER	OVERALL LENGTH	DIAMETER	CATALOG NUMBER	OVERALL LENGTH
1/4"	48-13-7125	12"	3/16"	48-13-7218	18"	1/4"	48-13-7325	24"
5/16"	48-13-7131	12"	1/4"	48-13-7225	18"	3/8"	48-13-7337	24"
3/8"	48-13-7137	12"	5/16"	48-13-7231	18"			
			3/8"	48-13-7237	18"			
			7/16"	48-13-7243	18"			

HEAVY-DUTY CABLE BITS



Also for installers of small wire systems. Cable Bits are flexible steel shaft bits in 54" and 72" lengths that let you reach unreachable areas behind walls with greater ease and precision.

Use of the placement tool accessory is recommended for setting the bit into proper drilling location within the interior of walls.

DIAMETER	CATALOG NUMBER	OVERALL LENGTH	DIAMETER	CATALOG NUMBER	OVERALL LENGTH
3/8"	48-13-8237	54"	3/8"	48-13-8337	72"
1/2"	48-13-8250	54"	1/2"	48-13-8350	72"
9/16"	48-13-8256	54"	9/16"	48-13-8356	72"
3/4"	48-13-8275	54"	3/4"	48-13-8375	72"



PLACEMENT GUIDE TOOL
48-08-0275 Includes instructions.

HEAVY-DUTY FLAT BORING BITS



DIAMETER	CATALOG NUMBER	SHANK DIAMETER	OVERALL LENGTH	DIAMETER	CATALOG NUMBER	SHANK DIAMETER	OVERALL LENGTH
1/4"	48-27-0251	1/4" Hex	6-3/16"	13/16"	48-27-0811	1/4" Hex	6-1/8"
5/16"	48-27-0311	1/4" Hex	6-3/16"	7/8"	48-27-0871	1/4" Hex	6-1/8"
3/8"	48-27-0371	1/4" Hex	6-1/16"	15/16"	48-27-0941	1/4" Hex	6-3/16"
7/16"	48-27-0441	1/4" Hex	6-1/16"	1"	48-27-1001	1/4" Hex	6-3/16"
1/2"	48-27-0501	1/4" Hex	6-1/8"	1-1/8"	48-27-1121	1/4" Hex	6-3/8"
9/16"	48-27-0561	1/4" Hex	6-1/8"	1-1/4"	48-27-1251	1/4" Hex	6-3/8"
5/8"	48-27-0621	1/4" Hex	6-1/8"	1-3/8"	48-27-1371	1/4" Hex	6-3/8"
11/16"	48-27-0681	1/4" Hex	6-1/8"	1-1/2"	48-27-1501	1/4" Hex	6-3/8"
3/4"	48-27-0751	1/4" Hex	6-3/8"				

FLAT BORING BITS

- Premium Quality – Heat Treated For Strength And Hardness
- Precision Made Of High Carbon Steel For Durability And Long Life
Bore clean holes fast at any angle in wood, plastic, plywood and formica. Drill point and cutting edges can be resharpened often.
- Fluted Bit Clears Chips
- Furnished With Hole For Use In Wire Pulling
- Flats For Secure Chuck Grip
- 1/4" Quick Change Hex Shank



FLAT BORING BIT KIT

49-22-0071 Assortment includes 6 of the most popular size bits (3/8", 1/2", 5/8", 3/4", 7/8" and 1") in a protective vinyl pouch.

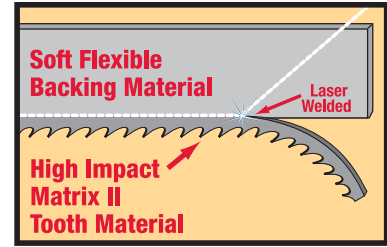
12" FLAT BORING BIT EXTENSION

48-28-3350 For use with flat boring bits.





HEAVY-DUTY 4/6 SUPER-TOUGH® BI-METAL HOLE SAWS



DISPLAY PACKAGING CATALOG NUMBER	BOX PACKAGING CATALOG NUMBER	HOLE DIAMETER SIZE	HOLE DIAMETER SIZE	DEPTH OF CUT	USE WITH ARBOR NUMBER	PIPE TAP	PIPE ENTRANCE SIZE	FOR COPPER PIPE SIZE I.D.		
49-56-0010	49-56-0011	5/8"	16 MM	1-1/2"	↑	-	-	1/4"		
49-56-0015	49-56-0016	11/16"	17 MM	1-1/2"		49-56-6950	-	-	3/8"	
49-56-0020	49-56-0021	3/4"	19 MM	1-1/2"		49-56-6960	-	3/8"	1/2"	
49-56-0025	49-56-0026	13/16"	21 MM	1-1/2"		49-56-7000	-	-	1/2"	
49-56-0030	49-56-0031	7/8"	22 MM	1-1/2"		49-56-7010	3/4"	1/2"	5/8"	
49-56-0035	49-56-0036	15/16"	24 MM	1-1/2"		↓	-	-	-	
49-56-0040	49-56-0041	1"	25 MM	1-1/2"			49-56-6970	-	-	3/4"
49-56-0045	49-56-0046	1-1/16"	27 MM	1-1/2"			49-56-7055	-	-	-
49-56-0050	49-56-0051	1-1/8"	29 MM	1-1/2"			49-56-7130	1"	3/4"	3/4"
49-56-0055	49-56-0056	1-3/16"	30 MM	1-1/2"			49-56-7140	-	-	-
49-56-0060	49-56-0061	1-1/4"	32 MM	1-1/2"	49-56-7150		-	-	1"	
49-56-0065	49-56-0066	1-5/16"	33 MM	1-1/2"	↑		-	-	-	
49-56-0070	49-56-0071	1-3/8"	35 MM	1-1/2"			49-56-7055	-	1"	-
49-56-0075	49-56-0076	1-7/16"	37 MM	1-1/2"			49-56-7130	-	-	-
49-56-0080	49-56-0081	1-1/2"	38 MM	1-1/2"			49-56-7140	1-1/4"	-	1-1/4"
49-56-0085	49-56-0086	1-9/16"	40 MM	1-1/2"		49-56-7150	-	-	-	
49-56-0090	49-56-0091	1-5/8"	41 MM	1-1/2"		↓	-	-	-	
49-56-0095	49-56-0096	1-11/16"	43 MM	1-1/2"			49-56-7055	-	-	-
49-56-0100	49-56-0101	1-3/4"	44 MM	1-1/2"			49-56-7130	-	-	-
49-56-0105	49-56-0106	1-13/16"	46 MM	1-1/2"			49-56-7140	1-1/2"	1-1/4"	1-1/2"
49-56-0110	49-56-0111	1-7/8"	48 MM	1-1/2"			49-56-7150	-	-	-
49-56-0115	49-56-0116	2"	51 MM	1-1/2"	↑		-	1-1/2"	-	
49-56-0120	49-56-0121	2-1/16"	52 MM	1-1/2"			49-56-7055	-	-	-
49-56-0125	49-56-0126	2-1/8"	54 MM	1-1/2"			49-56-7130	-	-	-
49-56-0130	49-56-0131	2-1/4"	57 MM	1-1/2"			49-56-7140	2"	-	2"
49-56-0135	49-56-0136	2-5/16"	59 MM	1-1/2"			49-56-7150	-	-	-
49-56-0140	49-56-0141	2-3/8"	60 MM	1-1/2"		↓	-	-	-	
49-56-0145	49-56-0146	2-1/2"	64 MM	1-1/2"			49-56-7055	-	2"	2"
49-56-0151	49-56-0150	2-9/16"	65 MM	1-1/2"			49-56-7130	-	-	-
49-56-0156	49-56-0155	2-5/8"	67 MM	1-1/2"			49-56-7140	2-1/2"	-	-
49-56-0161	49-56-0160	2-3/4"	70 MM	1-1/2"			49-56-7150	-	-	-
49-56-0166	49-56-0165	2-7/8"	73 MM	1-1/2"	↑		-	2-1/2"	2-1/2"	
49-56-0171	49-56-0170	3"	76 MM	1-1/2"			49-56-7055	-	-	-
49-56-0176	49-56-0175	3-1/8"	79 MM	1-1/2"			49-56-7130	-	-	-
49-56-0181	49-56-0180	3-1/4"	83 MM	1-1/2"			49-56-7140	3"	-	-
49-56-0186	49-56-0185	3-3/8"	86 MM	1-1/2"			49-56-7150	-	-	-
49-56-0191	49-56-0190	3-1/2"	89 MM	1-1/2"		↓	-	-	-	
49-56-0196	49-56-0195	3-5/8"	92 MM	1-1/2"			49-56-7055	-	3"	-
49-56-0201	49-56-0200	3-3/4"	95 MM	1-1/2"			49-56-7130	3-1/2"	-	-
49-56-0206	49-56-0205	3-7/8"	98 MM	1-1/2"			49-56-7140	-	-	3-1/2"
49-56-0211	49-56-0210	4"	102 MM	1-1/2"			49-56-7150	-	-	-
49-56-0216	49-56-0215	4-1/8"	105 MM	1-1/2"	↑		-	3-1/2"	3-1/2"	
49-56-0221	49-56-0220	4-1/4"	108 MM	1-1/2"			49-56-7055	4"	3-1/2"	4"
49-56-0226	49-56-0225	4-3/8"	111 MM	1-1/2"			49-56-7130	-	-	-
49-56-0231	49-56-0230	4-1/2"	114 MM	1-1/2"			49-56-7140	-	4"	4"
49-56-0236	49-56-0235	4-3/4"	121 MM	1-1/2"			49-56-7150	-	-	-
49-56-0241	49-56-0240	5"	127 MM	1-1/2"		↓	-	-	-	
49-56-0246	49-56-0245	5-1/2"	140 MM	1-1/2"			49-56-7055	-	-	-
49-56-0251	49-56-0250	6"	152 MM	1-1/2"			49-56-7130	-	-	-
							49-56-7140	-	-	-
							49-56-7150	-	-	-
					49-56-7055		-	-	-	
					49-56-7130		-	-	-	
					49-56-7140		-	-	-	
					49-56-7150		-	-	-	
					49-56-7055		-	-	-	

- **Bi-Metal**
Super hard wear resistant high speed steel (tooth area) *laser* welded to a flexible spring steel backing material
- **Benefit – Matrix II High Speed Steel**
Retains tooth hardness at high temperatures for metal cutting applications. Bi-metal construction allows the blade to flex and absorb impact without breaking while cutting nail embedded wood.



FOR GENERAL CONSTRUCTION, PLUMBING, ELECTRICAL, MAINTENANCE WORK

HEAVY-DUTY THICK BACK DESIGN
Hole saws are constructed with 3/16" thick steel backs on 1-1/2" diameter and larger. Smaller diameters have backs thicker than 3/16". Thick backs eliminate the need for driving plates and prevent drive pin holes from elongating.

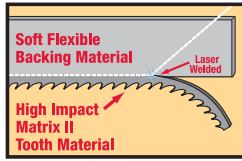
- **4/6 Teeth – With 8% Cobalt**
Multiple tooth design with varying toothsets and gullet depths. Deeper gullets provide more efficient chip clearance with less heat build-up. Requires lower feed pressure — ideal for higher RPM drills.
- MILWAUKEE Bi-Metal Hole Saws are high production tools designed for cutting all machinable materials, including steel, aluminum, copper, brass, sheet metal, stainless steel, wood or plastics.
- **Heavy-Duty 3/16" Thick Steel Back**
- **1-1/2" Cutting Depth**
- **Faster, More Aggressive Cutting Plus Heat Resistant Cobalt**
- **Less Vibration For Smoother Cuts**
- **Shatter Resistant**
- **High Alloy Steel Body Construction For Longer Life**
- **High Speed Steel Teeth Electron Beam Welded To A Steel Body**

THREAD SIZE: Size 9/16" thru 1-3/16" is 1/2"-20. Size 1-1/4" thru 6" is 5/8"-18. Order Arbors Separately.



HEAVY-DUTY BI-METAL AND CARBIDE-TIPPED HOLE SAWS

MILWAUKEE HOLE SAWS PROVIDE AN ECONOMICAL MEANS OF EXTENDING THE USEFUL RANGE OF PORTABLE DRILLS, DRILL PRESSES AND LATHES.



BI-METAL 6 TPI (WITH COBALT)

MILWAUKEE Bi-Metal Hole Saws are high production tools designed for cutting all machinable materials, including steel, aluminum, copper, brass, sheet metal, stainless steel, wood or plastics.



CARBIDE-TIPPED 4 TPI

MILWAUKEE Carbide-Tipped Hole Saws provide longer life and faster cutting. Designed for cutting ceramic tile, flakeboard, fiberboard, fiberglass and wood. Not recommended for metal.



RECESSED LIGHT HOLE SAWS

For cutting through drywall, plaster, acoustical tile, ceiling tile and stucco with wire mesh backing. 1-3/4" depth of cut. For use with MILWAUKEE Compact Drills or larger drills.

CATALOG NO.	HOLE SIZE	THREAD SIZE
49-56-0300	4-3/8"	5/8"-18
49-56-0305	6-3/8"	5/8"-18
49-56-0310	6-5/8"	5/8"-18
49-56-0315	6-7/8"	5/8"-18

HOLE-SAW SPECIFICATIONS

BI-METAL CATALOG NUMBER	CARBIDE-TIPPED CATALOG NUMBER	HOLE DIAMETER SIZE	HOLE DIAMETER SIZE	DEPTH OF CUT	USE WITH ARBOR NUMBER	PIPE TAP	PIPE ENTRANCE SIZE	FOR COPPER PIPE SIZE I.D.		
49-56-0620	49-56-0623	5/8"	16 MM	1-1/4"	↑	-	-	1/4"		
49-56-0680		11/16"	17 MM	1-1/2"		49-56-6950	-	-	3/8"	
49-56-0750	49-56-0753	3/4"	19 MM	1-1/2"		49-56-6951	-	3/8"	1/2"	
49-56-0810		13/16"	21 MM	1-1/2"		49-56-6960	3/4"	1/2"	5/8"	
49-56-0870	49-56-0873	7/8"	22 MM	1-1/2"		49-56-7000	-	-	-	
49-56-0930		15/16"	24 MM	1-1/2"		49-56-7010	-	-	-	
49-56-1000	49-56-1003	1"	25 MM	1-1/2"		↓	-	-	3/4"	
49-56-1060		1-1/16"	27 MM	1-1/2"			49-56-6970	-	-	-
49-56-1120	49-56-1123	1-1/8"	29 MM	1-1/2"			49-56-7055	1"	3/4"	3/4"
49-56-1180		1-3/16"	30 MM	1-1/2"			49-56-7130	-	-	-
49-56-1250	49-56-1253	1-1/4"	32 MM	1-1/2"	49-56-7140		-	-	1"	
49-56-1310		1-5/16"	33 MM	1-1/2"	49-56-7150		-	-	-	
49-56-1370	49-56-1373	1-3/8"	35 MM	1-1/2"	49-56-7055		-	1"	-	
49-56-1500	49-56-1503	1-1/2"	38 MM	1-1/2"	49-56-7130		1-1/4"	-	1-1/4"	
49-56-1620	49-56-1623	1-5/8"	41 MM	1-1/2"	49-56-7140		-	-	-	
49-56-1750	49-56-1753	1-3/4"	44 MM	1-1/2"	49-56-7150		1-1/2"	1-1/4"	1-1/2"	
49-56-1870	49-56-1873	1-7/8"	48 MM	1-1/2"	↑	-	-	-		
49-56-2000	49-56-2003	2"	51 MM	1-1/2"		49-56-7055	-	1-1/2"	-	
49-56-2060		2-1/16"	52 MM	1-1/2"		49-56-7130	-	-	-	
49-56-2120	49-56-2123	2-1/8"	54 MM	1-1/2"		49-56-7140	-	-	-	
49-56-2250	49-56-2253	2-1/4"	57 MM	1-1/2"		49-56-7150	2"	-	2"	
49-56-2370	49-56-2373	2-3/8"	60 MM	1-1/2"		↓	-	-	-	
49-56-2500	49-56-2503	2-1/2"	64 MM	1-1/2"			49-56-7055	-	2"	2"
49-56-2560		2-9/16"	65 MM	1-1/2"			49-56-7130	-	-	-
49-56-2620	49-56-2623	2-5/8"	67 MM	1-1/2"			49-56-7140	2-1/2"	-	-
49-56-2750	49-56-2753	2-3/4"	70 MM	1-1/2"			49-56-7150	-	-	-
49-56-2870	49-56-2873	2-7/8"	73 MM	1-1/2"	49-56-7055		-	-	-	
49-56-3000	49-56-3003	3"	76 MM	1-1/2"	49-56-7130		-	2-1/2"	2-1/2"	
49-56-3120		3-1/8"	79 MM	1-1/2"	49-56-7140		-	-	-	
49-56-3250	49-56-3253	3-1/4"	83 MM	1-1/2"	49-56-7150		3"	-	-	
49-56-3370		3-3/8"	86 MM	1-1/2"	49-56-7055		-	-	3"	
49-56-3500	49-56-3503	3-1/2"	89 MM	1-1/2"	49-56-7130	-	-	-		
49-56-3620	49-56-3623	3-5/8"	92 MM	1-1/2"	49-56-7140	-	3"	-		
49-56-3750	49-56-3753	3-3/4"	95 MM	1-1/2"	49-56-7150	3-1/2"	-	-		
49-56-3870		3-7/8"	98 MM	1-1/2"	↓	-	-	3-1/2"		
49-56-4000	49-56-4003	4"	102 MM	1-1/2"		49-56-7055	-	-	-	
49-56-4120		4-1/8"	105 MM	1-1/2"		49-56-7130	-	3-1/2"	3-1/2"	
49-56-4250	49-56-4253	4-1/4"	108 MM	1-1/2"		49-56-7140	4"	3-1/2"	4"	
49-56-4370		4-3/8"	111 MM	1-1/2"		49-56-7150	-	-	-	
49-56-4500	49-56-4503	4-1/2"	114 MM	1-1/2"		49-56-7055	-	4"	4"	
49-56-4750		4-3/4"	121 MM	1-1/2"		49-56-7130	-	-	-	
49-56-5000	49-56-5003	5"	127 MM	1-1/2"		49-56-7140	-	-	-	
49-56-5500		5-1/2"	140 MM	1-1/2"		49-56-7150	-	-	5"	
49-56-6000	49-56-6003	6"	152 MM	1-1/2"		49-56-7055	-	-	-	

PILOT DRILLS

1/4" HIGH SPEED



49-56-8000 For Use with Hole Saw Arbors 49-56-6950, 49-56-7000, 49-56-7055, 49-56-7130 and 49-56-7140. For General Cutting of Wood and Metal.



49-56-8002 With 1/4" Fluting for Light Gauge Metals. For Use with Hole Saw Arbors 49-56-6950, 49-56-7000, 49-56-7055, 49-56-7130 and 49-56-7140.



49-56-8003 For Use with Hole Saw Arbors 49-56-6960 and 49-56-6970. For General Cutting of Wood and Metal.



49-56-8010 For Use with Hole Saw Arbors 49-56-7010 and 49-56-7150. For General Cutting of Wood and Metal.

1/4" CARBIDE-TIPPED



49-56-8005 For Use with Carbide-Tip Hole Saws When Drilling Ceramic Tile. Use with Hole Saw Arbors 49-56-6950, 49-56-7000, 49-56-7055, 49-56-7130 and 49-56-7140.

HEX EXTENSION WITH QUICK CHANGE SHANKS

ONE PIECE 7/16" For Hole Saws, Selffeed Bits and Auger Bits (1" Dia. and Larger) with 7/16" Hex Shank.




CATALOG NUMBER	REPLACEMENT SET SCREW CATALOG NO.	REPLACEMENT 1/8" SOCKET WRENCH CATALOG NO.	LENGTH
48-28-4001	06-83-2711	49-96-0060	5-1/2"
48-28-4006	06-83-2711	49-96-0060	12"
48-28-4011	06-83-2711	49-96-0060	18"
48-28-4016	06-83-2711	49-96-0060	24"

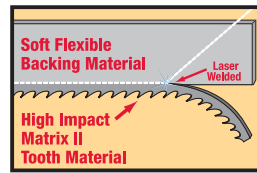
Hole Saws and Arbors are Interchangeable with Most Other Brands.

ARBOR SPECIFICATIONS

CATALOG NUMBER	SHANK	THREAD	STANDARD PILOT	CAN USE 1/4" FLUTE PILOT	CAN USE CARBIDE PILOT	FOR HOLE SAW DIAMETERS
A 49-56-6950*	1/4" Round	1/2"-20	49-56-8000	49-56-8002	49-56-8005	9/16"-1-3/16"
A 49-56-6951 Carbide Pilot*	1/4" Round	1/2"-20	49-56-8005			9/16"-1-3/16"
B 49-56-6960	1/4" 3 Flats	1/2"-20	49-56-8003			9/16"-1-3/16"
C 49-56-7000	7/16" Hex	1/2"-20	49-56-8000	49-56-8002	49-56-8005	9/16"-1-3/16"
D 49-56-7010	3/8" Hex	1/2"-20	49-56-8010			9/16"-1-3/16"
E 49-56-6970	1/4" 3 Flats	5/8"-18	49-56-8003			1-1/4"-2"
F 49-56-7055 Push Pins	7/16" Hex	5/8"-18	49-56-8000	49-56-8002	49-56-8005	1-1/4" & up
G 49-56-7140 Snap Pins	7/16" Hex	5/8"-18	49-56-8000	49-56-8002	49-56-8005	1-1/4" & up
H 49-56-7150 Snap Pins	3/8" Hex	5/8"-18	49-56-8010			1-1/4" & up



* Arbor Adapter 49-56-6560, Arbor Spacer 49-67-0120 available for use thru 1-1/2" Hole Saw.



HEAVY-DUTY BI-METAL HOLE SAW KITS

HEAVY-DUTY ACCESSORY KITS



7-PIECE CARBIDE TIPPED JOB SAVER KIT 49-22-4075

Consists of 7/8", 1", 1-1/8", 1-1/4", 1-1/2" sizes. Arbor No. 49-56-6951, Arbor Spacer No. 49-67-0120, Arbor Adapter No. 49-56-6560 and sturdy Plastic Case.

PLASTIC CASE ONLY 48-55-0783



7-PIECE JOB SAVER KIT 49-22-4070

Consists of 7/8", 1", 1-1/8", 1-1/4", 1-1/2" sizes. Arbor No. 49-56-6950, Arbor Spacer No. 49-67-0120, Arbor Adapter No. 49-56-6560 and sturdy Plastic Case.

PLASTIC CASE ONLY 48-55-0782



7-PIECE 4/6 TOOTH JOB SAVER KIT 49-22-4071

Consists of 7/8", 1", 1-1/8", 1-1/4", 1-1/2" sizes. Arbor No. 49-56-6950, Arbor Spacer No. 49-67-0120, Arbor Adapter No. 49-56-6560 and sturdy Plastic Case.

PLASTIC CASE ONLY 48-55-0782



8-PIECE ELECTRICIANS' KIT 49-22-4050

Consists of 7/8", 1-1/8", 1-1/2", 1-3/4", 2", 2-1/2" sizes. Arbor Nos. 49-56-7000, 49-56-7140 and sturdy Plastic Case.

PLASTIC CASE ONLY 48-55-0781



13-PIECE PLUMBERS' AND ELECTRICIANS' KIT 49-22-4065

Consists of 3/4", 7/8", 1-1/8", 1-3/8", 1-1/2", 1-3/4", 2", 2-1/4", 2-1/2" sizes. Arbor Nos. 49-56-6950, 49-56-7140, Pilot Drill No. 49-56-8000, Arbor Spacer No. 49-67-0120, Arbor Adapter No. 49-56-6560 and sturdy Plastic Case.

PLASTIC CASE ONLY 48-55-0781



13-PIECE 4/6 TOOTH PLUMBERS' AND ELECTRICIANS' KIT 49-22-4066

Consists of 3/4", 7/8", 1-1/8", 1-3/8", 1-1/2", 1-3/4", 2", 2-1/4", 2-1/2" sizes. Arbor Nos. 49-56-6950, 49-56-7140, Pilot Drill No. 49-56-8000, Arbor Spacer No. 49-67-0120, Arbor Adapter No. 49-56-6560 and sturdy Plastic Case.

PLASTIC CASE ONLY 48-55-0781



17 PIECE DELUXE ELECTRICIANS' KIT 49-22-4085

Consists of 5/8", 3/4", 7/8", 1", 1-1/8", 1-1/4", 1-3/8", 1-1/2", 1-3/4", 2", 2-1/2", 3" sizes. Arbor Nos. 49-56-7000, 49-56-7140, 3 Pilot Drills No. 49-56-8000 and sturdy Plastic Case.

PLASTIC CASE ONLY 48-55-0784



17 PIECE 4/6 TOOTH DELUXE ELECTRICIANS' KIT 49-22-4086

Consists of 5/8", 3/4", 7/8", 1", 1-1/8", 1-1/4", 1-3/8", 1-1/2", 1-3/4", 2", 2-1/2", 3" sizes. Arbor Nos. 49-56-7000, 49-56-7140, 3 Pilot Drills No. 49-56-8000 and sturdy Plastic Case.

PLASTIC CASE ONLY 48-55-0784



HOLE SAW DOOR LOCK INSTALLATION KIT 49-22-4063

Consists of 1" and 2-1/8" 4/6 Tooth Hole Saw, 3/8" Hex Arbor, Arbor Spacer and Arbor Adapter.

HOLE SAW ARBOR SERVICE KIT 48-07-0550

Spring, ball and screws necessary for replacement on Arbor Nos. 49-56-7130, 49-56-7140 and 49-56-7150.

QUICK CHANGE SHEET METAL CARBIDE TOOTH HOLE SAWS

For material up to 3/16" thick. Heavy-Duty Carbide Teeth cut fine holes in stainless steel or structural steel studs. Improve production in brass, aluminum and other thin sheet materials. Use arbor No. 49-57-0035 (sold separately).



DIAMETER	CUTTER ONLY CATALOG NUMBER	DIAMETER	CUTTER ONLY CATALOG NUMBER	DIAMETER	CUTTER ONLY CATALOG NUMBER
3/4"	49-57-8305	1-3/8"	49-57-8323	2-1/4"	49-57-8335
7/8"	49-57-8309	1-7/16"	49-57-8325	2-3/8"	49-57-8337
1"	49-57-8311	1-3/4"	49-57-8329	2-1/2"	49-57-8339
1-1/8"	49-57-8315	2"	49-57-8331	2-5/8"	49-57-8341
1-7/32"	49-57-8317	2-1/8"	49-57-8333	3"	49-57-8343

Lubrication extends carbide life.

- Specifically Designed For Hand Held Applications To Produce Drill Press Quality Holes.
- Drills Burr Free Hole
- Heavy-Duty Cutting Performance
- One Arbor Fits All Cutters
- Easy Slug Ejection Or Removal
- Ability To Pre-Drill Pilot Holes And Then Attach Cutter
- Heavy-Duty Carbide Tipped Hole Saws Stay Sharp Longer Than High-Speed Steel Or Bi-Metal Cutters
- Multiple Teeth Reduce Load – Less Cutting Force Required

5-PIECE ELECTRICIANS' KIT 49-22-8300

Consists of 7/8", 1-1/8", 1-3/8", Pilot & Arbor. Includes Sturdy Plastic Carrying Case

7-PIECE ELECTRICIANS' KIT 49-22-8310

Consists of 7/8", 1-1/8", 1-3/8", 1-3/4", 2", Pilot & Arbor. Includes Sturdy Plastic Carrying Case



QUICK CHANGE STEEL PLATE CARBIDE TOOTH HOLE SAWS

For material up to 1/2" thick. Excellent for hand held applications in 1/4" or 3/8" material – use arbor No. 49-57-0035. For thick material up to 1/2", use a drill press and arbor No. 49-57-0037 (sold separately).



DIAMETER	CUTTER ONLY CATALOG NUMBER	DIAMETER	CUTTER ONLY CATALOG NUMBER	DIAMETER	CUTTER ONLY CATALOG NUMBER
11/16"	49-57-8201	1"	49-57-8211	1-5/16"	49-57-8221
3/4"	49-57-8203	1-1/16"	49-57-8213	1-3/8"	49-57-8223
13/16"	49-57-8205	1-1/8"	49-57-8215	1-7/16"	49-57-8225
7/8"	49-57-8207	1-3/16"	49-57-8217	1-1/2"	49-57-8227
15/16"	49-57-8209	1-1/4"	49-57-8219		

Lubrication extends carbide life. For metals thicker than 1/4", lubrication is recommended.



1-PIECE STEEL HAWG CUTTERS

1/2" Cutting Depth
Sizes 11/16" and 13/16"
 Recommended for use with MILWAUKEE Electromagnetic Drill Presses or Hand Drill.

CAT. NO.	DIAMETER
49-57-8068	11/16"
49-57-8081	13/16"

PILOT BITS	
49-57-0038	2-3/4"

5-PIECE CONTRACTORS' KIT 49-22-8200

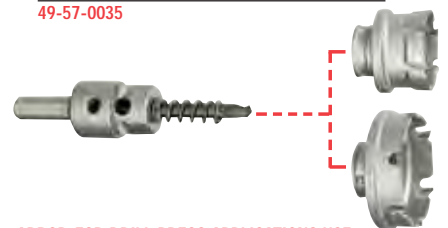
Consists of 11/16", 13/16", 15/16" Pilot & Arbor. Includes Sturdy Plastic Carrying Case

7-PIECE CONTRACTORS' KIT 49-22-8210

Consists of 11/16", 13/16", 15/16", 1-1/8", 1-3/8", Pilot & Arbor. Includes Sturdy Plastic Carrying Case

QUICK CHANGE ARBOR SYSTEM

ARBOR
 49-57-0035



ARBOR FOR DRILL PRESS APPLICATIONS USE:
 CATALOG NO. SHANK INCLUDES

A 49-57-0037	1/2"	Center Pin and detachable Drill Cap**
B 42-52-1015	N/A	Drill Cap**
40-50-8780	N/A	Ejector Spring

**Drill Cap is for drilling a pilot hole ID used in a hand held application.



HEAVY-DUTY STEP DRILL BITS

DRILL PERFECTLY ROUND HOLES IN STEEL, BRASS, COPPER, ALUMINUM, WOOD, PLEXIGLASS AND PLASTIC



A SELF-STARTING MULTI-HOLE BIT
48-89-9100 1/4" shank, 13 hole sizes, make this the perfect all-around bit for most common drilling jobs.



B SELF-STARTING MULTI-HOLE BIT
48-89-9105 3/8" shank, 9 hole sizes, make this a good choice for medium size holes.



C HOLE ENLARGING BIT
48-89-9110 3/8" shank, 9 hole sizes, make this the companion to bit "A". Requires 1/2" or larger pilot hole.



D SELF-STARTING KNOCKOUT
48-89-9115 3/8" shank, drills 7/8" knockouts quickly and easily. Well suited for draw bolt holes for large knockouts and miniature pilot holes.



E SELF-STARTING KNOCKOUT
48-89-9120 1/4" shank, 3/8" hole. Well suited for auto body jobs and electrical panel work.



F SELF-STARTING KNOCKOUT
48-89-9125 1/4" shank, 1/2" hole. For auto body and electrical panel work. Many other uses.



G SELF-STARTING MULTI-HOLE BIT
48-89-9130 3/8" shank, 12 hole size bit perfect for knockouts.




H SELF-STARTING COMBINATION KNOCKOUT
48-89-9135 3/8" shank, 3 hole size bit gives increased flexibility for knockout pilots.



48-89-9050
Set of Two Step Drill Bits

I SET OF TWO STEP DRILL BITS
48-89-9050 Includes 48-89-9100 and 48-89-9110. Gives a range of diameters 1/8" to 1".



DOUBLE FLUTE DESIGN FEATURE

- Balanced Double Flute Design Provides Two Cutting Edges For Easier, Faster Cutting In Soft Or Hard Material

HOLE DRILLING APPLICATIONS:

- Drill Up To 13 Different Size Holes With A Single Bit
- Large and Small Knockouts
- Enlarging And Deburring Holes
- Clog-Free, Meltless PVC Drilling
- Auto Rustproofing And Accessory Installations
- Blowing-In Home Insulation
- Crack-Free, Chip-Free Plastic/Plexiglass Drilling
- Sawing/Reaming Composition Board, Soft Wood And Plasterboard

CATALOG NUMBER	SHANK	HOLE SIZE MAX.	HOLE SIZE MIN.	STEP INCREMENTS	THICKNESS
A 48-89-9100	1/4"	1/2"	1/8"	1/32"	1/8"
B 48-89-9105	3/8"	3/4"	1/4"	1/16"	1/8"
C 48-89-9110	3/8"	1"	9/16"	1/16"	1/8"
D 48-89-9115	3/8"	7/8"	-	-	-
E 48-89-9120	1/4"	3/8"	-	-	-
F 48-89-9125	1/4"	1/2"	-	-	-
G 48-89-9130	3/8"	7/8"	3/16"	1/16"	1/8"
H 48-89-9135	3/8"	1-1/8", 7/8"	1/4"	-	-
I 48-89-9050	1/4" and 3/8"	1"	1/8"	1/32"-1/16"	1/8"

HEAVY-DUTY FORSTNER BITS

Precision made of high carbon tool steel and are ideal for drilling into wood at any angle to produce smooth, splinter-free, flat bottom holes. Excellent for doweling, creating pocket holes, boring any part of a circle, and making clean cuts in thin material and veneers.

CATALOG NUMBER	BIT DIA.	LGTH.	SHANK SIZE	CATALOG NUMBER	BIT DIA.	LGTH.	SHANK SIZE	CATALOG NUMBER	BIT DIA.	LGTH.	SHANK SIZE
48-14-0250 •	1/4"	3"	5/16"	48-14-1000 •	1"	3-1/2"	3/8"	48-14-1750	1-3/4"	3-1/2"	3/8"
48-14-0375 •	3/8"	3-1/2"	5/16"	48-14-1125	1-1/8"	3-1/2"	3/8"	48-14-1875	1-7/8"	3-1/2"	3/8"
48-14-0500 •	1/2"	3-1/2"	5/16"	48-14-1250	1-1/4"	3-1/2"	3/8"	48-14-2000	2"	3-1/2"	3/8"
48-14-0625 •	5/8"	3-1/2"	5/16"	48-14-1375	1-3/8"	3-1/2"	3/8"	48-14-2125	2-1/8"	3-1/2"	3/8"
48-14-0750 •	3/4"	3-1/2"	3/8"	48-14-1500	1-1/2"	3-1/2"	3/8"				
48-14-0875 •	7/8"	3-1/2"	3/8"	48-14-1625	1-5/8"	3-1/2"	3/8"				

7-PIECE FORSTNER BIT SET

48-14-0007 The 7-piece set includes the RED bulleted (•) numbers listed above.

16-PIECE FORSTNER BIT SET

48-14-0016 The 16-piece set includes all of the bit numbers listed above.



HEAVY-DUTY TIP GEOMETRY



118° STANDARD POINT

- General Purpose
- Not Self-Centering
- Industry Standard
- Ideal For Stationary Drills
- Performs Best In Soft Materials



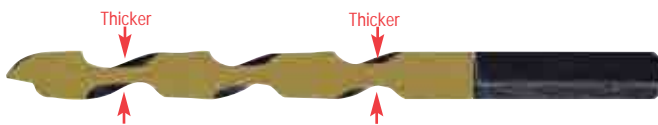
135° SPLIT POINT

- Self-Centering (won't walk)
- Excellent For Portable Drills
- Longer Drill Life
- Penetrates Quickly
- Good For Drilling On Curved Surfaces
- Requires Less Effort
- Recommended For Harder Materials

HEAVY-DUTY THUNDERBOLT® HSS DRILL BITS

MILWAUKEE THUNDERBOLT® TWIST DRILL BITS, ENGINEERED FOR USE WITH PORTABLE DRILLS

MILWAUKEE THUNDERBOLT®



THUNDERBOLT® FEATURES:

The Milwaukee Thunderbolt® Bit Is Engineered With A Thicker Web Point

The Milwaukee Thunderbolt® Bit Has A Faster Spiral And Unique Flute Form Compared To Conventional Drill Bits

Strength Built Into The Web With A Much Thicker Web At The Back Of The Drill Bit Than Conventional Drill Bits

135° Self-Centering Split Point

50% Faster Cutting Extends Bit Life

Heavy-Duty Construction

STANDARD COMPETITIVE DRILL BIT



THUNDERBOLT® BENEFITS:

The Thicker Web Allows For Quicker Penetration And Reduces Drilling Times While Generating Less Heat – Heat Decreases Bit Life

The Faster Spiral Increases Penetration Rates And The Open Flute Form Ejects The Hot Chips Rapidly – Heat Decreases Bit Life

With Increased Strength Built Into The Web, The Thunderbolt® Bit Can Perform Many Operations Where Conventional Bits May Either Chip or Break In Tough Drilling Applications

Reduces “Walking” For Accurate Drilling On Irregular Surfaces

Penetrates Material 50% Faster Than General Purpose Bits

Allows Higher Feed Rates And Results In Closer Holes Tolerances.

THUNDERBOLT® BLACK & BRONZE HSS DRILL BITS

- Thunderbolt Design – Thicker web prevents bit breakage.
- Premium Industrial Grade Steel Provides heat resistance, durability and increases.
- Unique Flute Form improves chip ejection, reduces drill drawback and improves coolant flow to the drill point.
- 135° Split Point Self-Centers to reduce “walking” and penetrates immediately
- Friction Reducing Finish Increases Drill, Bit Life
- Highly Recommended For Use With Portable Drills



DIA. (INS.)	BLACK & BRONZE (ENVELOPE)	QTY. PER PK.	BLACK & BRONZE (SKIN)	QTY. PER PK.	TITANIUM COATED (SKIN)	QTY. PER PK.
1/16	48-89-1004	10	48-89-1034	2	48-89-1804	2
5/64	48-89-1005	10	48-89-1035	2	48-89-1806	2
3/32	48-89-1006	10	48-89-1036	2	48-89-1807	2
7/64	48-89-1007	10	48-89-1037	2	48-89-1808	2
1/8	48-89-1008	10	48-89-1038	2	48-89-1809	2
9/64	48-89-1009	10	48-89-1039	1	48-89-1811	1
5/32	48-89-1010	10	48-89-1040	1	48-89-1812	1
11/64	48-89-1011	10	48-89-1041	1	48-89-1813	1
3/16	48-89-1012	10	48-89-1042	1	48-89-1814	1
13/64	48-89-1013	10	48-89-1043	1	48-89-1816	1
7/32	48-89-1014	10	48-89-1044	1	48-89-1817	1
15/64	48-89-1015	10	48-89-1045	1	48-89-1818	1
1/4	48-89-1016	10	48-89-1046	1	48-89-1819	1
17/64	48-89-1017	10	48-89-1047	1	—	—
9/32	48-89-1018	10	48-89-1048	1	—	—

THUNDERBOLT® TITANIUM NITRIDE (TiN) HSS DRILL BITS

- Thunderbolt Design – Thicker web prevents bit breakage
- (TiN) Coating Maintains a sharp edge for longest bit life and provides the ultimate performance.
- (TiN) Coating removes heat from the bit tip when drilling in aluminum.
- Unique Flute Form improves chip ejection, reduces drill drawback and improves coolant flow to the drill point.
- 135° Split Point Self-Centers to reduce “walking” and penetrates immediately
- Highly Recommended For Use With Portable Drills



DIA. (INS.)	BLACK & BRONZE (ENVELOPE)	QTY. PER PK.	BLACK & BRONZE (SKIN)	QTY. PER PK.	TITANIUM COATED (SKIN)	QTY. PER PK.
19/64	48-89-1019	10	48-89-1049	1	—	—
5/16	48-89-1020	5	48-89-1050	1	48-89-1824	1
21/64	48-89-1021	5	48-89-1051	1	—	—
11/32	48-89-1022	5	48-89-1052	1	—	—
23/64	48-89-1023	5	48-89-1053	1	—	—
3/8	48-89-1024	5	48-89-1054	1	48-89-1829	1
25/64	48-89-1025	5	48-89-1055	1	—	—
13/32	48-89-1026	5	48-89-1056	1	—	—
27/64	48-89-1027	5	48-89-1057	1	—	—
7/16	48-89-1028	5	48-89-1058	1	48-89-1834	1
29/64	48-89-1029	5	48-89-1059	1	—	—
15/32	48-89-1030	5	48-89-1060	1	—	—
31/64	48-89-1032	5	48-89-1061	1	—	—
1/2	48-89-1033	5	48-89-1062	1	48-89-1839	1

• Sizes have 3/8" shank.

HEAVY-DUTY TIP GEOMETRY



- 118° STANDARD POINT**
- General Purpose
 - Not Self-Centering
 - Industry Standard
 - Ideal For Stationary Drills
 - Performs Best In Soft Materials



- 135° SPLIT POINT**
- Self-Centering (won't walk)
 - Excellent For Portable Drills
 - Longer Drill Life
 - Penetrates Quickly
 - Good For Drilling On Curved Surfaces
 - Requires Less Effort
 - Recommended For Harder Materials

HEAVY-DUTY SILVER & DEMING HSS DRILL BITS

SILVER & DEMING HSS DRILL BITS

- 118° Split Point For Easy Penetration
- Special Flute Geometry – Adds strength while providing improved chip ejection.
- 1/2" 3-Flat Shank
- Recommended For Drill Presses And Other Stationary Machinery
- For Drilling Wood, Metal And Plastic



DIA. (INS.)	BLACK & BRONZE (SLEEVE)	QTY. PER PK.	DIA. (INS.)	BLACK & BRONZE (SLEEVE)	QTY. PER PK.	DIA. (INS.)	BLACK & BRONZE (SLEEVE)	QTY. PER PK.
17/32	48-89-0531	1	3/4	48-89-0750	1	31/32	48-89-0968	1
9/16	48-89-0562	1	25/32	48-89-0781	1	1	48-89-1000	1
19/32	48-89-0593	1	13/16	48-89-0812	1	1-1/16	48-89-1031	1•
5/8	48-89-0625	1	27/32	48-89-0843	1	1-1/8	48-89-1125	1•
21/32	48-89-0656	1	7/8	48-89-0875	1	1-3/16	48-89-1187	1•
11/16	48-89-0687	1	29/32	48-89-0906	1	1-1/4	48-89-1250	1•
23/32	48-89-0718	1	15/16	48-89-0937	1			

8-PC JOBBERS LENGTH SILVER & DEMING DRILL BIT SET
48-89-0035 9/16" - 1" by 16ths

• Diameters above 1" are 118°, Standard Flute.

HEAVY-DUTY DOUBLE END HSS DRILL BITS

DOUBLE END HSS DRILL BITS

- 135° Split Point Self-Centers to reduce "walking".
- Black Oxide Finish Resists Corrosion
- Economical Double End Bit
For drilling a wide range of materials.



DIA. (INS.)	CAT. NO.	QTY. PER PK.	DIA. (INS.)	CAT. NO.	QTY. PER PK.
7/64	48-89-8109	12	7/32	48-89-8218	12
1/8	48-89-8125	12	1/4	48-89-8250	12
9/64	48-89-8140	12	No. 11	48-89-8011	12
5/32	48-89-8156	12	No. 20	48-89-8020	12
3/16	48-89-8187	12	No. 30	48-89-8030	12

DOUBLE END TWIST DRILL SET 48-89-0040

Contains one each of the following bits:
7/64" 48-89-8109, 1/8" 48-89-8125,
9/64" 48-89-8140, 5/32" 48-89-8156,
3/16" 48-89-8187, 7/32" 48-89-8218
1/4" 48-89-8250, No. 11 48-89-8011,
No. 20 48-89-8020, No. 30 48-89-8030



HEAVY-DUTY COBALT HSS DRILL BITS

COBALT HSS DRILL BITS

- Cobalt Ideal For Higher Heat And Abrasion Resistance
- 135° Split Point Prevents "Walking" And Penetrates Immediately
- 1/2" 3-Milled Flats Shank
- For Drilling Stainless Steel And Other Abrasive Alloy Metals



DIA. (INS.)	CATALOG NUMBER (SLEEVE)	QTY. PER PK.	DIA. (INS.)	CATALOG NUMBER (SLEEVE)	QTY. PER PK.	DIA. (INS.)	CATALOG NUMBER (SLEEVE)	QTY. PER PK.	DIA. (INS.)	CATALOG NUMBER (SLEEVE)	QTY. PER PK.	DIA. (INS.)	CATALOG NUMBER (SLEEVE)	QTY. PER PK.
1/16	48-89-1705	2	5/32	48-89-1735	1	1/4	48-89-1765	1	11/32	48-89-1795	1	7/16	48-89-1825	1
5/64	48-89-1710	2	11/64	48-89-1740	1	17/64	48-89-1770	1	23/64	48-89-1800	1	29/64	48-89-1830	1
3/32	48-89-1715	2	3/16	48-89-1745	1	9/32	48-89-1775	1	3/8	48-89-1805	1	15/32	48-89-1835	1
7/64	48-89-1720	2	13/64	48-89-1750	1	19/64	48-89-1780	1	25/64	48-89-1810	1	31/64	48-89-1840	1
1/8	48-89-1725	2	7/32	48-89-1755	1	5/16	48-89-1785	1	13/32	48-89-1815	1	1/2	48-89-1845	1
9/64	48-89-1730	1	15/64	48-89-1760	1	21/64	48-89-1790	1	27/64	48-89-1820	1			

HEAVY-DUTY ECONOMY HSS DRILL BITS

ECONOMY HSS DRILL BITS

- Black Oxide Finish Resists Corrosion
- Light-Duty Maintenance And Industrial Applications
- General Drilling In Mild Steel, Aluminum, Wood And Plastic
- 118° Split Point For Easy Penetration



DIA. (INS.)	CATALOG NUMBER (ENVELOPE)	QTY. PER PK.	DIA. (INS.)	CATALOG NUMBER (SKIN CARD)	QTY. PER PK.	DIA. (INS.)	CATALOG NUMBER (ENVELOPE)	QTY. PER PK.	DIA. (INS.)	CATALOG NUMBER (SKIN CARD)	QTY. PER PK.	DIA. (INS.)	CATALOG NUMBER (ENVELOPE)	QTY. PER PK.	DIA. (INS.)	CATALOG NUMBER (SKIN CARD)	QTY. PER PK.
1/16	48-89-0062	12	48-89-1505	2	7/32	48-89-0218	12	48-89-1555	1	3/8	48-89-0375	6	48-89-1605	1			
5/64	48-89-0078	12	48-89-1510	2	15/64	48-89-0234	12	48-89-1560	1	25/64	48-89-0390	6	48-89-1610	1			
3/32	48-89-0093	12	48-89-1515	2	1/4	48-89-0250	12	48-89-1565	1	13/32	48-89-0406	6	48-89-1615	1			
7/64	48-89-0109	12	48-89-1520	2	17/64	48-89-0265	12	48-89-1570	1	27/64	48-89-0421	6	48-89-1620	1			
1/8	48-89-0125	12	48-89-1525	2	9/32	48-89-0281	12	48-89-1575	1	7/16	48-89-0437	6	48-89-1625	1			
9/64	48-89-0140	12	48-89-1530	1	19/64	48-89-0296	12	48-89-1580	1	29/64	48-89-0453	6	48-89-1630	1			
5/32	48-89-0156	12	48-89-1535	1	5/16	48-89-0312	6	48-89-1585	1	15/32	48-89-0468	6	48-89-1635	1			
11/64	48-89-0171	12	48-89-1540	1	21/64	48-89-0328	6	48-89-1590	1	31/64	48-89-0484	6	48-89-1640	1			
3/16	48-89-0187	12	48-89-1545	1	11/32	48-89-0343	6	48-89-1595	1	1/2	48-89-0500	6	48-89-1645	1			
13/64	48-89-0203	12	48-89-1550	1	23/64	48-89-0359	6	48-89-1600	1								

HEAVY-DUTY THUNDERBOLT® DRILL BIT SETS

SET SIZE	DESCRIPTION	CATALOG NUMBER
29-Pc Thunderbolt Jobbers	1/16" - 1/2" by 64ths	48-89-1080
29-Pc Thunderbolt Jobbers	1/16" - 1/2" by 64ths w/Reduced Shank	48-89-1081
21-Pc Thunderbolt Jobbers	1/16" - 3/8" by 64ths	48-89-1085
15-Pc Thunderbolt Jobbers	1/16" - 1/2" by 32nds	48-89-1090
15-Pc Thunderbolt Jobbers	1/16" - 1/2" by 32nds w/Reduced Shank	48-89-1091
13-Pc Thunderbolt Jobbers	1/16" - 1/4" by 32nds	48-89-1095
13-Pc Thunderbolt Jobbers-Titanium	1/16" - 1/4" by 64ths	48-89-1803
8-Pc Thunderbolt Silver & Deming	9/16" - 1" by 16ths	48-89-0035
13-Pc Thunderbolt Barrel-Case	1/16" - 1/4" by 64ths	48-89-1082
21-Pc Thunderbolt Barrel-Case	1/16" - 3/8" by 64ths	48-89-1086



48-89-1086



48-89-1082



48-89-1803

48-89-1080

HEAVY-DUTY BIT SETS AND ACCESSORIES

JOBBERS LENGTH TWIST DRILL BIT SETS

SET SIZE	DESCRIPTION	CAT. NO.
13-Pc Jobbers	1/16 - 1/4 by 64ths	48-89-0030
13-Pc Cobalt	1/16 - 1/4 by 64ths	48-89-0045
15-Pc Jobbers	1/16 - 1/2 by 32nds	48-89-0020
15-Pc Cobalt	1/16 - 1/2 by 32nds	48-89-0025
21-Pc Jobbers	1/16 - 3/8 by 64ths	48-89-0015
29-Pc Jobbers	1/16 - 1/2 by 64ths	48-89-0010
29-Pc Cobalt	1/16 - 1/2 by 64ths	48-89-0050

REPLACEMENT BIT CASE ONLY:

DESCRIPTION	CAT. NO.
8 Piece Sets	48-55-0789
13 Piece Sets	48-55-6075
15 Piece Sets	48-55-6070
21 Piece Sets	48-55-6065
29 Piece Sets	48-55-6060



SCREW GUIDE KIT

48-32-0300 Kit includes Screw Guide, No. 1 Phillips bit, No. 2 Phillips bit, No. 3 Phillips bit, No. 1 Square Recess bit, No. 2 Square Recess bit, 6-8 Spade bit, 8-10 Spade bit and 10-12 Spade bit.



SCREW GUIDE

48-32-3020 Screw Guide is a bit-and-screw holder, screw finder and extension, all in one. Includes a No. 2 Phillips bit and a No. 2 Square Drive bit.



7-PC 1/4" HEX SHANK TWIST BIT SET - 118° SPLIT POINT

48-89-1920 Contains one each of the following black oxide bits: 1/16" 48-89-1904, 3/32" 48-89-1906, 1/8" 48-89-1908, 5/32" 48-89-1910, 3/16" 48-89-1912, 7/32" 48-89-1914, 1/4" 48-89-1916.



QUICK CHANGE CHUCK & SCREWDRIVER BIT SET

48-30-0105 Includes Quick Change Chuck, No. 1, 2, & 3 Phillips 1/4" hex bits, a 6F-7R, 8F-10R and 10F-12R 1/4" hex bits. Packaged in convenient, reusable vinyl sleeve.



DOUBLE END TWIST DRILL SET

48-89-0040 Contains one each of bits: 7/64, 1/8, 9/64, 5/32, 3/16, 7/32, 1/4, No. 11, No. 20 and No. 30.



7-PIECE SCREWDRIVER & 3-1/2" SLOTTED POWER BIT SET

48-30-0102 Includes No. 1, 2, & 3 Phillips 1/4" hex bits, 48-30-2601 (6-7x3-1/2" slotted bit B), 48-30-2626 (8-10x3-1/2" slotted bit), 48-30-2651 (10-12x3-1/2" slotted bit) and 48-32-2050 (1/4" driver with 1/4" hex). For use on cordless driver/drills and power screwdrivers.



3-PIECE 3-1/2" SLOTTED POWER BIT SET

48-30-2706 Includes a 48-30-2601 (6-7x3-1/2" slotted bit B), 48-30-2626 (8-10x3-1/2" slotted bit) and 48-30-2651 (10-12x3-1/2" slotted bit). For use on cordless driver/drills and power screwdrivers.



8-PIECE 1/4" HEX DRIVE DRIVER/DRILL BIT SET

48-30-0101 Includes a No. 1 Phillips bit, a No. 2 Phillips bit, a 6F-7R slotted bit, a 1/4" socket driver, two 1/8" twist bits, 3/16" twist bit and a 1/4" twist bit. Packaged in convenient, reusable vinyl sleeve.



3-PIECE HEX SOCKET DRIVER SET

49-66-3005 Includes a 49-66-3006 (1/4"), 49-66-3016 (5/16") and 49-66-3026 (3/8") hex sockets. Have 1/4" hex shank for use in cordless driver/drills and power screwdrivers.



HEAVY-DUTY WIRE BRUSHES & CARBIDE-TIP MASONRY BITS

HEAVY-DUTY WIRE BRUSHES

1/4" SHANK DIAMETER FOR USE WITH PORTABLE ELECTRIC DRILLS AND DIE GRINDERS



CRIMPED END BRUSHES – CARBON STEEL

For I.D. pipe cleaning, removing hard carbon deposits on piston heads, cylinders, valve seats and recesses. Also for deburring and rubber flash removal.

CATALOG NUMBER	FACE DIA.	WIRE SIZE	MAX. SAFE FREE SPEED
48-52-1000	1/2"	.014	25,000
48-52-1010	3/4"	.014	22,000
48-52-1015	1"	.014	22,000
48-52-1020	1"	.020	22,000

CRIMPED END BRUSHES – STAINLESS STEEL

For I.D. pipe cleaning, removing hard carbon deposits on piston heads, cylinders, valve seats and recesses. Also for deburring and rubber flash removal. Suitable for stainless.

CATALOG NUMBER	FACE DIA.	WIRE SIZE	MAX. SAFE FREE SPEED
48-52-1022	3/4"	.006	22,000
48-52-1025	1"	.006	22,000
48-52-1027	1"	.010	22,000



KNOT END BRUSHES – CARBON STEEL

For heavy burr and scale removal, cleaning rust, castings, paint build up around studs – bolts. Remove heavy carbon in automotive use.

CATALOG NUMBER	FACE DIA.	WIRE SIZE	MAX. SAFE FREE SPEED
48-52-1030	3/4"	.014	22,000
48-52-1035	3/4"	.020	22,000
48-52-1040	1-1/8"	.014	22,000
48-52-1045	1-1/8"	.020	22,000

KNOT END BRUSHES – STAINLESS STEEL

For heavy burr and scale removal, cleaning rust, castings, paint build up around studs – bolts. Remove heavy carbon in automotive use. Suitable for stainless.

CATALOG NUMBER	FACE DIA.	WIRE SIZE	MAX. SAFE FREE SPEED
48-52-1055	1-1/8"	.020	22,000



CUP FLARED, END BRUSH – CARBON STEEL

Concave shape provides efficient side cleaning – eliminates scoring of bottom in bind holes. Efficient external or internal brushing.

CATALOG NUMBER	FACE DIA.	WIRE SIZE	MAX. SAFE FREE SPEED
48-52-1050	2-1/2"	.014	22,000

HEAVY-DUTY CARBIDE-TIP MASONRY BITS

CATALOG NUMBER	DIAMETER	SHANK DIAMETER	LENGTH
48-87-0120	1/8"	1/8"	3"
48-87-0150	5/32"	5/32"	3"
48-87-0170	11/64"	11/64"	3"
48-87-0180	3/16"	3/16"	3"
48-87-0210	7/32"	3/16"	3"
48-87-0250	1/4"	1/4"	4"
48-87-0251 •	1/4"	1/4"	12"
48-87-0253	1/4"	1/4"	6"
48-87-0280	9/32"	1/4"	4"
48-87-0310	5/16"	1/4"	4"
48-87-0370	3/8"	1/4"	4"
48-87-0430	7/16"	1/4"	6"

• Extra length bit



ONE PIECE DESIGN 1/8" – 7/8"



TWO PIECE DESIGN 1" – 1-1/2"

Shank is 1/2" hex with 1/2"-13 thread...nut serves as bit shoulder



EXTRA LENGTH BIT 1/4" 48-87-0251 1/2" 48-87-0502

Narrow lands and fast spiral for rapid dust removal

CATALOG NUMBER	DIAMETER	SHANK DIAMETER	LENGTH
48-87-0500	1/2"	3/8"	6"
48-87-0502 •	1/2"	3/8"	18"
48-87-0560	9/16"	3/8"	6"
48-87-0620	5/8"	1/2"	6"
48-87-0680	11/16"	1/2"	6"
48-87-0750	3/4"	1/2"	6"
48-87-0870	7/8"	1/2"	6"
48-87-1000	1"	1/2"	12"
48-87-1120	1-1/8"	1/2"	12"
48-87-1250	1-1/4"	1/2"	12"
48-87-1500	1-1/2"	1/2"	12"

5 PIECE MASONRY BIT SET

48-87-0010 Includes the following bits:

CAT. NO.	DIA.
48-87-0120	1/8"
48-87-0180	3/16"
48-87-0250	1/4"
48-87-0310	5/16"
48-87-0370	3/8"




ALLOY STEEL SHANK FOR STRENGTH AND DURABILITY. SHALLOW PRECISION MACHINED OVAL FLUTES PREVENTS DUST PACKING. CARBIDE TIP...THE HARDEST METAL MADE...BRAZED TO ALLOY STEEL BODIES.

- Drills Masonry, Brick, Stone, Plaster, Slate
- Wide Spiral Flutes Lift Dust Out
- Bit Cuts At Maximum Efficiency Without Clogging
- Produces Clean, Accurately Sized Holes Fast
- Carbide Tip Resists Dulling
- Packaged In Durable Vinyl Sleeves



HEAVY-DUTY SHARP-FIRE® SCREW-SHOOTER SYSTEMS



1-1/4" – 3"

3X FASTER THAN MANUAL FEED SCREWDRIVERS!

6708-21 (KIT)

- INCLUDES MAGAZINE, EXTENSION KIT AND CARRYING CASE



POWER UNIT FEATURES

- Powerful 6.5 Amp Milwaukee Motor
- Variable Speed Control
- Lightweight Design
- Quiet Snap-Action Clutch
- Improved Guidance System For Less Run-Out
- All Metal Gear Case and Diaphragm
- Ergonomic Tactile Grip On Handle And Motor Housing
- New Switch With Two-Finger Trigger
- Removable Belt Clip With Integral Bit Storage
- Modular Brush Card Design
- All Ball And Roller Bearings

6706-20

- INCLUDES MAGAZINE



1" – 2-1/4"

SHARP-FIRE® SYSTEM FEATURES

- Ideal For Decking, Flooring, Roofing And Fencing
- Consistency In Fastening/Connection
- Durable, Heavy-Duty Magazine And Screwdriver
- Rapid Strip Loading
- Positive Screw Depth Adjustment
- Quik-Lok® Cord Sets
Quick detachment from tool for tangle free carrying and storage. Instant field repair.

6707-20

- INCLUDES MAGAZINE



1" – 1-5/8"



Screws feed smoothly into position.



Screw alignment is positive – no missed hits.



Positive lock for no slip adjustment. Clear marking for correct screw length adjustment.



Extended reach for operating comfort.

SPECIFICATIONS

CATALOG NUMBER	VOLTS AC ONLY	AMPS	NO LOAD RPM	SCREW CAPACITIES*	LENGTH	NET WGT.** (LBS.)	SHIP WGT. (LBS.)
6708-21	120	6.5	0-2500	#6 and #8, 1-1/4" to 3" Sharp and Self Drilling Screws	38-1/2"	6.7	16.7
6707-20	120	6.5	0-4000	#6, 1" to 1-5/8" Sharp Point	17"	4.4	6.4
6706-20	120	6.5	0-2500	#6 and #8, 1" to 2-1/4" Sharp and Self Drilling Screws	17-1/2"	4.7	6.6
6703-20	120	6.5	0-4000	N/A	N/A	3.0	4.2
6702-20	120	6.5	0-2500	N/A	N/A	3.2	4.4

STANDARD EQUIPMENT: FOR 6708-21 – Includes 6702-20 with 48-05-1005 Magazine, 14-38-0685 Screw Guide, 14-34-0506 Side Handle, 14-38-0677 Extension and 48-55-0320 Carrying Case. FOR 6707-20 – Includes 6703-20 with 48-05-1000 Magazine. FOR 6706-20 – Includes 6702-20 with 48-05-1000 Magazine. FOR 6703-20 – Power unit only. FOR 6702-20 – Power unit only.

* Starting With Serial Break B. ** Weight Includes Cord.




HEAVY-DUTY SHARP-FIRE® SYSTEM SCREWS

SYSTEM COMPONENTS

Power Unit (Included)	6702-20
Extension Tube Assy. (Included)	14-38-0677
Screw Guide Assy. (Included)	14-38-0685
Side Handle Assy. (Included)	14-34-0506
Magazine Only (Included)	48-05-1005

- To convert extended unit to non-extended use:
- Add 14-46-0906 Two Bend Belt Guide Assembly
 - Add 43-76-0296 Adapter Assembly
 - Add 43-72-0010 Bit Holder



6708-21
0-2500 RPM
1-1/4" – 3"

CATALOG #	LENGTH	DRIVE	HEAD TYPE	BODY CORE DIAMETER	THREAD	POINT	FINISH	PRIMARY APPLICATIONS
Drywall Screws								
48-30-3000	1-1/4"	#2 Phillips	Bugle	#6	Coarse	Sharp	Black Phosphate	Single layer of drywall to wood studs.
48-30-3005	1-5/8"	#2 Phillips	Bugle	#6	Coarse	Sharp	Black Phosphate	Double layer of drywall to wood studs.
48-30-3010	1-1/4"	#2 Phillips	Bugle	#6	Fine	Sharp	Black Phosphate	Single layer drywall to light gauge (20-25 gauge) steel studs.
48-30-3015	1-5/8"	#2 Phillips	Bugle	#6	Fine	Sharp	Black Phosphate	Double layer drywall to light gauge (20-25 gauge) steel studs.
48-30-3020	1-1/4"	#2 Phillips	Bugle	#6	Fine	Self-Drill	Clear Zinc	Single layer drywall to heavy gauge (12-20 gauge) steel studs.
48-30-3025	1-5/8"	#2 Phillips	Bugle	#6	Fine	Self-Drill	Clear Zinc	Double layer drywall to heavy gauge (12-20 gauge) steel studs.
Underlayment Screws								
48-30-3026	1-1/4"	#2 Phillips	Small Flat	#7	Hi-Lo	Sharp	Gray Phosphate	Underlayment to wood.
Fiber Cement Screws								
48-30-3050	1-1/4"	#2 Phillips	Modified Wafer	#8	Coarse	Self-Drill	Copperhead™	Fiber Cement Board to 16-20 gauge steel, rust resistant.
48-30-3051	1-5/8"	#2 Phillips	Modified Wafer	#8	Coarse	Self-Drill	Copperhead™	Fiber Cement Board to 16-20 gauge steel, rust resistant.
48-30-3052	1-1/4"	#2 Phillips	Modified Wafer	#8	Coarse	Sharp	Copperhead™	Fiber Cement Board to wood (ideal for tile backer).
48-30-3053	1-5/8"	#2 Phillips	Modified Wafer	#8	Coarse	Self-Drill	Clear Zinc	Fiber Cement Board to 16-20 gauge steel, not rust resistant.
Flooring Screws								
48-30-3030	1-3/4"	#2 Square	Flat	#8	Coarse	Sharp	Yellow Zinc*	Subflooring.
48-30-3031	1-1/2"	#2 Square	Flat	#8	Double 14tpi	Piercing Point	Clear Zinc	Wood to steel - 3/4" plywood or OSB to 16 gauge steel.
48-30-3032	1-3/4"	#2 Square	Flat	#8	Coarse	Fluted-Point	Yellow Zinc*	High Density OSB (Advantec) or Particle Board to wood.
48-30-3033	2"	#2 Square	Flat	#8	Coarse	Piercing Point	Clear Zinc	Wood to steel - 1" to 1-1/2" wood to 16 gauge steel.
48-30-3035	2"	#2 Square	Flat	#8	Coarse	Sharp	Yellow Zinc*	Subflooring.
48-30-3036	2-1/2"	#2 Square	Flat	#8	Coarse	Sharp	Yellow Zinc*	Subflooring - Wood to wood, manufacturing, crating.
48-30-3037	3"	#2 Square	Flat	#8	Coarse	Sharp	Yellow Zinc*	Subflooring - Wall plates, wood to wood, manufacturing, crating.
48-30-3038	2-1/2"	#2 Square	Flat	#8	Coarse	Fluted-Point	Yellow Zinc*	Subflooring - Wall plates, wood to wood, manufacturing, crating, some roofing tile.
Decking Screws								
48-30-3040	2"	#2 Square	Flat	#8	Coarse	Sharp	Copperhead™**	Outdoor, treated lumber decks constructed with 5/4" top boards.
48-30-3041	2-1/2"	#2 Square	Flat	#8	Coarse	Sharp	Copperhead™**	Outdoor, treated lumber deck constructed with 2x top boards, outdoor playground equipment constructed with treated lumber, outdoor furniture constructed with treated lumber, roofing tile.
48-30-3042	2-1/2"	#2 Square	Flat	#8	Coarse	Fluted-Point	Copperhead™**	Reduced Splitting. Outdoor, treated lumber deck constructed with 2x top boards, outdoor playground equipment constructed with treated lumber, outdoor furniture constructed with treated lumber, roofing tile.
48-30-3043	3"	#2 Square	Flat	#8	Coarse	Fluted-Point	Copperhead™**	Reduced Splitting. Outdoor, treated lumber deck constructed with 2x top boards, outdoor playground equipment constructed with treated lumber, outdoor furniture constructed with treated lumber, roofing tile.
48-30-3044	2-1/2"	#2 Square	Flat	#8	Coarse	Fluted-Point	302 Stnls Steel*	Same as above - StainlessSteel Ultimate in corrosion resistance.
48-30-3045	2"	#2 Square	Flat	#8	Coarse	Fluted-Point	302 Stnls Steel*	Same as above - StainlessSteel Ultimate in corrosion resistance.
48-30-3046	3"	#2 Square	Flat	#9	Coarse	Fluted-Point	302 Stnls Steel*	Same as above - StainlessSteel Ultimate in corrosion resistance.

*With Wax

SYSTEM COMPONENTS

Power Unit (Included)	6703-20
Magazine Only (Included)	48-05-1000
Extension Tube Assembly	14-38-0677

- Screw Guide Assembly 14-38-0685
Side Handle Assembly 14-34-0506

6707-20
0-4000 RPM
1" – 1-5/8"



CATALOG #	LENGTH	DRIVE	HEAD TYPE	BODY CORE DIAMETER	THREAD	POINT	FINISH	PRIMARY APPLICATIONS
Drywall Screws								
48-30-3000	1-1/4"	#2 Phillips	Bugle	#6	Coarse	Sharp	Black Phosphate	Single layer of drywall to wood studs.
48-30-3005	1-5/8"	#2 Phillips	Bugle	#6	Coarse	Sharp	Black Phosphate	Double layer of drywall to wood studs.
48-30-3010	1-1/4"	#2 Phillips	Bugle	#6	Fine	Sharp	Black Phosphate	Single layer drywall to light gauge (20-25 gauge) steel studs.
48-30-3015	1-5/8"	#2 Phillips	Bugle	#6	Fine	Sharp	Black Phosphate	Double layer drywall to light gauge (20-25 gauge) steel studs.
48-30-3020	1-1/4"	#2 Phillips	Bugle	#6	Fine	Self-Drill	Clear Zinc	Single layer drywall to heavy gauge (12-20 gauge) steel studs.
48-30-3025	1-5/8"	#2 Phillips	Bugle	#6	Fine	Self-Drill	Clear Zinc	Double layer drywall to heavy gauge (12-20 gauge) steel studs.
Underlayment Screws								
48-30-3026	1-1/4"	#2 Phillips	Small Flat	#7	Hi-Lo	Sharp	Gray Phosphate	Underlayment to wood.



HEAVY-DUTY SHARP-FIRE® SYSTEM SCREWS AND ACCESSORIES

SYSTEM COMPONENTS

Power Unit (Included)	6702-20	Screw Guide Assembly	14-38-0685
Magazine Only (Included)	48-05-1000	Side Handle Assembly	14-34-0506
Extension Tube Assembly	14-38-0677		

6706-20
0-2500 RPM
1" - 2-1/4"



CATALOG #	LENGTH	DRIVE	BODY CORE HEAD TYPE	DIAMETER	THREAD	POINT	FINISH	PRIMARY APPLICATIONS
Drywall Screws								
48-30-3000	1-1/4"	#2 Phillips	Bugle	#6	Coarse	Sharp	Black Phosphate	Single layer of drywall to wood studs.
48-30-3005	1-5/8"	#2 Phillips	Bugle	#6	Coarse	Sharp	Black Phosphate	Double layer of drywall to wood studs.
48-30-3010	1-1/4"	#2 Phillips	Bugle	#6	Fine	Sharp	Black Phosphate	Single layer drywall to light gauge (20-25 gauge) steel studs.
48-30-3015	1-5/8"	#2 Phillips	Bugle	#6	Fine	Sharp	Black Phosphate	Double layer drywall to light gauge (20-25 gauge) steel studs.
48-30-3020	1-1/4"	#2 Phillips	Bugle	#6	Fine	Self-Drill	Clear Zinc	Single layer drywall to heavy gauge (12-20 gauge) steel studs.
48-30-3025	1-5/8"	#2 Phillips	Bugle	#6	Fine	Self-Drill	Clear Zinc	Double layer drywall to heavy gauge (12-20 gauge) steel studs.
Underlayment Screws								
48-30-3026	1-1/4"	#2 Phillips	Small Flat	#7	Hi-Lo	Sharp	Gray Phosphate	Underlayment to wood.
Flooring Screws								
48-30-3030	1-3/4"	#2 Square	Flat	#8	Coarse	Sharp	Yellow Zinc*	Subflooring.
48-30-3031	1-1/2"	#2 Square	Flat	#8	Double 14tpi	Piercing Point	Clear Zinc	Wood to steel - 3/4" plywood or OSB to 16 gauge steel.
48-30-3032	1-3/4"	#2 Square	Flat	#8	Coarse	Fluted-Point	Yellow Zinc*	High Density OSB (Advantec) or Particle Board to wood.
48-30-3033	2"	#2 Square	Flat	#8	Coarse	Piercing Point	Clear Zinc	Wood to steel - 1" to 1-1/2" wood to 16 gauge steel.
48-30-3035	2"	#2 Square	Flat	#8	Coarse	Sharp	Yellow Zinc*	Subflooring.
Decking Screws								
48-30-3040	2"	#2 Square	Flat	#8	Coarse	Sharp	Copperhead™**	Outdoor, treated lumber decks constructed with 5/4" top boards.
Fiber Cement Screws								
48-30-3050	1-1/4"	#2 Phillips	Modified Wafer	#8	Coarse	Self-Drill	Copperhead™	Fiber Cement Board to 16-20 gauge steel, rust resistant.
48-30-3051	1-5/8"	#2 Phillips	Modified Wafer	#8	Coarse	Self-Drill	Copperhead™	Fiber Cement Board to 16-20 gauge steel, rust resistant.
48-30-3052	1-1/4"	#2 Phillips	Modified Wafer	#8	Coarse	Sharp	Copperhead™	Fiber Cement Board to wood (ideal for tile backer).
48-30-3053	1-5/8"	#2 Phillips	Modified Wafer	#8	Coarse	Self-Drill	Clear Zinc	Fiber Cement Board to 16-20 gauge steel, not rust resistant

*With Wax

ACCESSORIES



CARRYING CASE

48-55-0320 Standard equipment with 6708-21.

SHARP-FIRE MAGAZINE ATTACHMENT

48-05-1000 Includes magazine, bit holder, square drive, phillips bit, wrenches and adaptor.

48-05-1005 Includes magazine, square drive bit, and phillips bit.



#2 SQUARE DRIVE BIT

48-30-1526 120 mm used with 48-05-1000.
48-30-1527 140 mm used with 48-05-1005.



#2 PHILLIPS DRIVE BIT

48-30-1521 120 mm used with 48-05-1000.
48-30-1528 140 mm used with 48-05-1005.



3-WIRE 8' QUIK-LOK® CORD
48-76-4008 5-15P Standard with all models.

3-WIRE 25' QUIK-LOK® CORD
48-76-4025 5-15P Optional.



**50 SCREWS PER STRIP.
1,000 SCREWS PER BOX.**



SCREW COATING DESCRIPTIONS

Screw Coating
BP = Black Phosphate
GP = Gray Phosphate
CZ = Clear Zinc
YZ = Yellow Zinc
CH = Copper Head
SS302 = 302 Stainless Steel

All flooring and decking screws are waxed for reduced torque and faster fastening.

SCREW PACKAGING DESCRIPTIONS

1,000 Screws per Box
Case Quantities Skid Quantities
Screw Lengths under 2" (6 Boxes per case)40 Cases per Skid (240M screws per skid)
Screw Lengths between 2" and 2-1/2"
(6 Boxes per case)32 Cases per Skid (192M screws per skid)
Screw Lengths 3" (6 Boxes per case)24 Cases per Skid (144M screws per skid)



HEAVY-DUTY GENERAL PURPOSE SCREWDRIVERS

6740-20

• IDEAL FOR DECKING/ DRYWALL/ FRAMING



IMPROVED
ERGONOMICS,
SOFT-GRIP

6790-20

• IDEAL FOR DRIVING
SELF-DRILLING/TAPPING
TEKS® FASTENERS

TEKS Registered Trademark of Illinois Tool Works, Inc.



6791-21 (REMODELER'S KIT)

• INCLUDES 2 DEPTH LOCATOR
ASSEMBLIES, #2 DRYWALL BIT TIP,
MAGNETIC BIT TIP HOLDER, 3-PIECE
SLOTTED BIT SET AND 3-PIECE HEX
SOCKET DRIVER SET



- Powerful 6.5 Amp Milwaukee Motor
- Variable Speed Control, 0-2500 RPM
- Lightweight Design
- Quiet Snap-Action Clutch
- Patented Locator Design Positively Maintains Setting When Removed From Tool
- Improved Guidance System For Less Run-Out
- All Metal Gear Case and Diaphragm
- Ergonomic Tactile Grip On Handle And Motor Housing
- New Switch With Two-Finger Trigger
- Removable Belt Clip With Integral Bit Storage
- Modular Brush Card Design
- All Ball And Roller Bearings

EXCLUSIVE 6790-20 AND 6740-20 FEATURES:

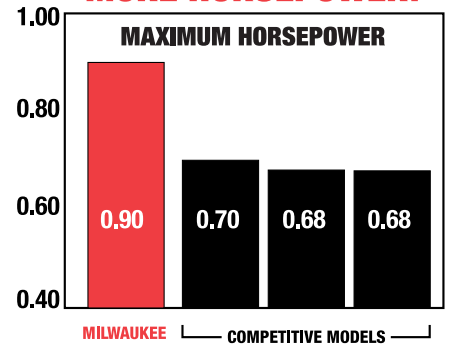
- Ramp-Off Depth Locator *
- 10' 2-Wire Rubber Cord

EXCLUSIVE 6791-21 FEATURES:

- 2 Ramp-Off Depth Locators* For Drywall And Self-Drill Fasteners
- 10' 2-Wire Quik-Lok® Cord

* Patented

MORE HORSEPOWER!



ACCESSORIES

HEX SOCKET EXTENSION MAGNETIC

49-66-3005 Set includes one each of:
49-66-3006 1/4" Magnetic Socket.
49-66-3016 5/16" Magnetic Socket.
49-66-3026 3/8" Magnetic Socket.

3-PIECE 3-1/2" SLOTTED POWER BIT SET

48-30-2706 Includes a 48-30-2601 (6-7x3-1/2" slotted bit B), 48-30-2626 (8-10x3-1/2" slotted bit) and 48-30-2651 (10-12x3-1/2" slotted bit). For use on cordless driver/drills and power screwdrivers.

STEEL CARRYING CASE

48-55-0711 For Pistol Drills and Screwdrivers. Overall size 13-1/2" long, 6" high and 8-3/4" wide.

SPECIFICATIONS

CATALOG NUMBER	VOLTS AC ONLY	AMPS	NO LOAD RPM	BIT SHANK SIZE	SPINDLE OFFSET	LENGTH	NET WGT.* LBS.	SHIP. WGT. LBS.
6740-20	120	6.5	0-2500	1/4" HEX	.92"	13-1/8"	3.7	4.5
6790-20	120	6.5	0-2500	1/4" HEX	.92"	12-1/8"	3.7	4.5
6791-21	120	6.5	0-2500	1/4" HEX	.92"	12-1/8"	3.7	11.7

STANDARD EQUIPMENT FOR 6740-20 – 48-32-1040 #2 Drywall Bit Tip, 48-32-3065 Magnetic Bit Tip Holder, 42-70-5280 Belt Clip, 49-26-1036 Drywall Locator Assembly. 6790-20 – 49-66-3016 5/16" Hex Socket Driver, 42-70-5280 Belt Clip, 49-26-1082 Self Drill Fastener Depth Locator Assembly. 6791-21 – 42-70-5280 Belt Clip, 49-26-1036 Drywall Depth Locator Assembly, 49-26-1082 Self Drill Fastener Depth Locator Assembly, 48-32-1040 #2 Drywall Bit Tip, 48-32-3070 Magnetic Bit Tip Holder, 48-30-2706 3-Piece Slotted Bit Set, 49-66-3005 3-Piece Hex Socket Driver Set, 48-55-0711 Steel Carrying Case with Tray And 10' 2-Wire Quik-Lok Cord 48-76-5010.

* Weight Includes cord.



HEAVY-DUTY DRYWALL SCREWDRIVER



6742-20

- 10' 2-WIRE RUBBER CORD
- INCLUDES #2 DRYWALL BIT TIP AND MAGNETIC BIT TIP HOLDER



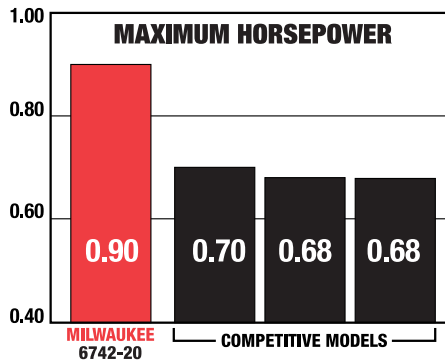
IMPROVED ERGONOMICS, SOFT-GRIP

BEST POWER TO WEIGHT RATIO

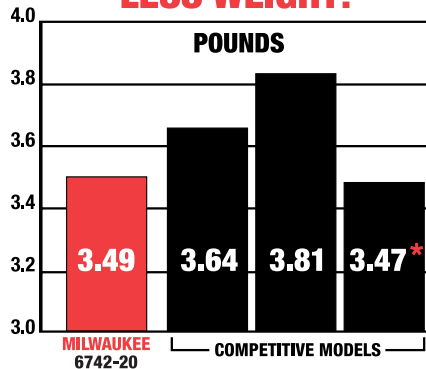
- Powerful 6.5 Amp Milwaukee Motor
- Variable Speed Control, 0-4000 RPM
- Lightweight Design
- Quiet Snap-Action Clutch
- Ramp-Off Depth Locator *
- Patented Locator Design Positively Maintains Setting When Removed From Tool
- Improved Guidance System For Less Run-Out
- All Metal Gear Case and Diaphragm
- Ergonomic Tactile Grip On Handle And Motor Housing
- New Switch With Two-Finger Trigger
- Removable Belt Clip With Integral Bit Storage
- Modular Brush Card Design
- All Ball And Roller Bearings

* Patented

MORE HORSEPOWER!



LESS WEIGHT!



* Plastic Gear Case

SPECIFICATIONS

CATALOG NUMBER	VOLTS AC ONLY	AMPS	NO LOAD RPM	BIT SHANK SIZE	SPINDLE OFFSET	LENGTH	NET WGT.* LBS.	SHIP. WGT. LBS.
6742-20	120	6.5	0-4000	1/4" HEX	.92"	12-3/4"	3.5	4.1

STANDARD EQUIPMENT FOR 6742-20 – 48-32-1040 #2 Drywall Bit Tip, 48-32-3065 Magnetic Bit Tip Holder, 42-70-5280 Belt Clip, 49-26-1036 Drywall Locator Assembly.

* Weight Includes cord.



HEAVY-DUTY ADJUSTABLE CLUTCH SCREWDRIVERS AND SCREWDRIVER ACCESSORIES

6580-20

- INCLUDES 1/4" NON-MAGNETIC BIT TIP HOLDER, #2 PHILLIPS BIT TIP, 6-7 3-1/2" SLOTTED BIT AND 10-12 3-1/2" SLOTTED BIT



**IMPROVED
ERGONOMICS,
SOFT-GRIP**



SUPERIOR COMFORT AND BALANCE

- Powerful 6.5 Amp Milwaukee Motor
 - Variable Speed Control
 - Lightweight Design—Only 3.6 Lbs
 - Avoid Stripped Screws With Controlled Torque
 - All Metal Gear Case and Diaphragm
 - Ergonomic Tactile Grip On Handle And Motor Housing
 - New Switch With Two-Finger Trigger
 - Quick Change Bit Retention Mechanism
 - Removable Belt Clip With Integral Bit Storage
 - Modular Brush Card Design
 - All Ball And Roller Bearings
 - 10' 2-Wire Quik-Lok® Cord
- Quick detachment from tool for tangle free carrying and storage. Instant field repair.



6581-20

- INCLUDES 5/16" MAGNETIC HEX SOCKET EXTENSION



**6.5 AMP
MOTOR**



EXCLUSIVE 6580-20 FEATURES

- Multi-Position Torque Sensitive Clutch - 10 – 140 In.-Lbs.

EXCLUSIVE 6581-20 FEATURES

- Multi-Position Torque Sensitive Clutch - 10 – 110 In.-Lbs.

SPECIFICATIONS

CATALOG NUMBER	VOLTS AC ONLY	AMPS	NO LOAD RPM	BIT SHANK SIZE	SPINDLE OFFSET	LENGTH	NET WGT.* LBS.	SHIP. WGT. LBS.
6580-20	120	6.5	0-1200	1/4" HEX	.92"	12-3/4	3.6	4.8
6581-20	120	6.5	0-2500	1/4" HEX	.92"	12-3/4	3.6	4.8

STANDARD EQUIPMENT 6580-20 – 48-32-3050 1/4" Bit Tip Holder, Non-Magnetic, 48-32-1050 #2 Phillips Bit Tip, 48-30-2601 6-7 3-1/2" Slotted Bit, 48-30-2651 10-12 3-1/2" Slotted Bit, 42-70-5280 Belt Clip, 48-76-5010 10' 2-wire Quik-Lok Cord. **6581-20** – 42-70-5280 Belt Clip, 48-76-5010 10' 2-wire Quik-Lok Cord, 49-66-3016 5/16" Hex Socket Extension.

* Weight Includes cord.

SCREWDRIVER ACCESSORIES



SCREWDRIVER BIT SET

48-30-0200

Includes 4 Phillips, 5 slotted, 5 hex, 4 square recess, 6 Torx®, 2 Pozidriv® bits, 1/4" adapter, magnetic bit holder and 1/4" hex driver.



7-PIECE SCREWDRIVER AND 3-1/2" SLOTTED POWER BIT SET

48-30-0102

Includes No.1,2, & 3 Phillips 1/4" hex bits, 48-30-2601 (6-7x3-1/2" slotted bit B), 48-30-2626 (8-10x3-1/2" slotted bit) and 48-30-2651 (10-12x3-1/2" slotted bit). For use on cordless driver/drills and power screwdrivers.



HAND SCREWDRIVER

48-32-1600

LOCK PREVENT BUTTON

31-53-0205

For Pistol Drills and Screwdrivers.

BITS, HOLDERS, EXTENSIONS AND LOCATORS

	CATALOG NUMBER	DESCRIPTION	SIZE	QTY
	48-32-3025	Magnetic Bit Holder w/ Cap	3"	1
	48-32-3070	Magnetic Bit Tip Holder Stainless Steel	3"	1
	48-32-3065	Magnetic Bit Holder	3"	1
	48-32-3050	Non-Mag. Bit Holder	2"	1
	48-32-3055	Magnetic Bit Holder	1/4"	1
	48-32-2050	Sq. Socket Driver	2" x 1/4"	1
	48-32-2055	Sq. Socket Driver	4" x 1/4"	1
	48-32-2060	Socket Adapter	1/4"	1
	49-66-3000	Hex Socket - Magnetic	1/4"	1
	49-66-3010	Hex Socket - Magnetic	5/16"	1
	49-66-3020	Hex Socket - Magnetic	3/8"	1
	49-66-0800	Magnetic Insert Socket	1/4"	1
	49-66-3015	1 Pc. Hex Socket Ext. Non-Magnetic	5/16"	1
	49-66-3006	1 Pc. Hex Socket Extension - Magnetic	1/4"	1
	49-66-3016	1 Pc. Hex Socket Extension - Magnetic	5/16"	1
	49-66-3026	1 Pc. Hex Socket Extension - Magnetic	3/8"	1
	48-30-2601	3-1/2" Long Flat Power Bit	6F-8R	1
	48-30-2626	3-1/2" Long Flat Power Bit	8F-10R	1
	48-30-2651	3-1/2" Long Flat Power Bit	10F-12R	1
	48-30-2676	3-1/2" Long Flat Power Bit	12F-14R	1
	48-30-0500	1-15/16" Long Bit for Slotted Head Screws	6F-7R	1
	48-30-0505	1-15/16" Long Bit for Slotted Head Screws	8F-10R	1
	48-30-0510	1-15/16" Long Bit for Slotted Head Screws	10F-12R	1
	48-30-0515	1-15/16" Long Bits for Slotted Head Screws	12F-14R	1
	48-30-1510	2" Long Phillips Bit	#1	1
	48-30-1520	2" Long Phillips Bit	#2	1
	48-30-1500	2" Long Phillips Bit	#3	1
	48-30-1525	3" Long Phillips Bit	#2	1
	48-32-1020	Phillips 1" Long	#0	1
	48-32-1030	Phillips 1" Long	#1	1
	48-32-1033	Phillips 1" Long	#1	10
	48-32-1031	Phillips 1" Long	#1	25
	48-32-1032	Phillips 1" Long	#1	50
	48-32-1040	Phillips 1" Long	#2	1
	48-32-1043	Phillips 1" Long	#2	10
	48-32-1041	Phillips 1" Long	#2	25
	48-32-1042	Phillips 1" Long	#2	50
	48-32-1050	Phillips 1" Long	#2	1
	48-32-1053	Phillips 1" Long	#2	10
	48-32-1051	Phillips 1" Long	#2	25
	48-32-1052	Phillips 1" Long	#2	50
	48-32-1070	Phillips 1" Long	#3	1
	48-32-1073	Phillips 1" Long	#3	10
	48-32-1300	Slotted Screw Insert Bit 1" Long	0F-1R	1
	48-32-1320	Slotted Screw Insert Bit 1" Long	3F-4R	1
	48-32-1330	Slotted Screw Insert Bit 1" Long	6F-8R	1
	48-32-1340	Slotted Screw Insert Bit 1" Long	5F-6R	1
	48-32-1360	Slotted Screw Insert Bit 1" Long	8F-10R	1
	48-32-1370	Slotted Screw Insert Bits 1" Long	10F-12R	1
	48-32-1380	Slotted Screw Insert Bit 1" Long	12F-14R	1
	48-32-1400	Allen Head 1" Long	5/64"	1
	48-32-1420	Allen Head 1" Long	3/32"	1
	48-32-1440	Allen Head 1" Long	7/64"	1
	48-32-1460	Allen Head 1" Long	1/8"	1
	48-32-1480	Allen Head 1" Long	9/64"	1
	48-32-1510	Torx 1" Long	T10	1
	48-32-1515	Torx 1" Long	T15	1
	48-32-1520	Torx 1" Long	T20	1
	48-32-1525	Torx 1" Long	T25	1
	48-32-1530	Torx 1" Long	T30	1
	48-32-1540	Torx 1" Long	T40	1
	48-32-1120	Pozidriv	#1	1
	48-32-1125	Pozidriv	#2	1
	48-32-1201	Square Drive (Robertson) 1" Long	#0	1
	48-32-1205	Square Drive (Robertson) 1" Long	#1	1
	48-32-1210	Square Drive (Robertson) 1" Long	#2	1
	48-32-1211	Square Drive (Robertson) 1" Long	#2	10
	48-32-1215	Square Drive (Robertson) 1" Long	#3	1



FOR MODELS 6791-21 & 6790-20 FOR SELF DRILLING FASTENERS



Self Drilling Fastener Locator
49-26-1082



Magnetic Socket	Hex Size
49-66-3006	1/4"
49-66-3016	5/16"
49-66-3026	3/8"

FOR DRYWALL, PHILLIPS SCREWS, TORX SCREWS, FREARSON SCREWS, ROBERTSON SCREWS.



Self Drill Fastener Locator Assembly
49-26-1036



Stepped Magnetic Bit Holder
48-32-3070




Insert Bits 1/4" Hex Magnetic Socket
49-66-0800

FOR MODELS 6740-20, 6742-20 & 6743-20 FOR DRYWALL, PHILLIPS SCREWS, TORX SCREWS, FREARSON SCREWS, ROBERTSON SCREWS.



Self Drill Fastener Locator Assembly
49-26-1036



Insert Bits
1/4" Hex Magnetic Socket
49-66-0800



0" Ring Only 48-32-3045
Cap Only 48-32-3040

* Replacement parts of the 48-32-3025 Holder.

• Reduced Diameter Insert Bits
Ideal for Drywall.



HEAVY-DUTY 1/2" SQUARE DRIVE IMPACT WRENCHES

HIGH TORQUE! FULL POWER IN REVERSE!

9070-20

• PIN DETENT SOCKET RETENTION



**300
FT.-LBS.
OF TORQUE**

- New Mechanism Delivers High Torque And Smooth Operation
- Lightweight, Only 6 lbs.
- Metal Gear And Transmission Housings
- 7.0 Amp Milwaukee Built Motor
- Soft Grip Handle
- Ergonomically Balanced Center Grip

EXCLUSIVE 9070-20 FEATURES:

- Pin Socket Retainer (Flat End) Holds Sockets And Adapters More Securely
- Forward/Reverse Rocker Switch (AC/DC) Is Ideal When Frequent Reversing Is Necessary

EXCLUSIVE 9071-20 FEATURES:

- "Hog" Ring (Friction Ring) Socket Retainer For Frequent Socket Changes
- Forward/Reverse Rocker Switch (AC/DC) Is Ideal When Frequent Reversing Is Necessary

EXCLUSIVE 9072-20 AND 9072-22 FEATURES:

- Pin Socket Retainer (Flat End) Holds Sockets And Adapters More Securely
- Variable Speed Switch Offers Added Control For Drilling In Wood Or Driving Lag Bolts
- Trigger Speed Control Switch Includes Speed Limiting Dial For Setting Desired Speed/Torque
- Reversing Lever

9071-20

• FRICTION RING SOCKET RETENTION



**300
FT.-LBS.
OF TORQUE**

9072-20

• 10' QUIK-LOK CORD



**300
FT.-LBS.
OF TORQUE**

9072-22 (KIT)

• 10' QUIK-LOK CORD
• INCLUDES 6 SOCKETS
• PIN DETENT SOCKET RETENTION



**AVAILABLE
CORDLESS**

SEE PAGES 13, 24, AND 28
FOR CORDLESS IMPACT
WRENCHS

ACCESSORIES



IMPACT RESISTANT CARRYING CASE

48-55-9075

Standard equipment for 9072-22 Kit. Also holds 9070-20, 9071-20, 9075-20 & 9079-20.

SPECIFICATIONS

CAT. NO.	VOLTS	SOCKET RETENTION	AMPS	IMPACTS PER MINUTE	NO LOAD RPM	TORQUE FT.-LBS.	LENGTH INCHES	NET WGT. LBS.	SHIP WGT. LBS.
9070-20	120 AC/DC	PIN (FLAT END)	7.0	2600	1800	300	11-5/8	6.0	7.6
9071-20	120 AC/DC	FRICTION RING	7.0	2600	1800	300	11-5/8	6.0	7.6
9072-20	120 AC ONLY	PIN (FLAT END)	7.0	1000-2600	600-1800	100-300	11-5/8	6.0	7.6
9072-22	120 AC ONLY	PIN (FLAT END)	7.0	1000-2600	600-1800	100-300	11-5/8	6.0	12.7

STANDARD EQUIPMENT: FOR 9070-20, 9071-20, – Tool Only and 8' 2-Wire Fixed Cord. 9072-20 – Tool and 10' 2-Wire Quik-Lok Cord. FOR 9072-22 – Includes Tool, Six Socket Set (1/2", 9/16", 5/8", 11/16", 3/4", 13/16"), 10' 2-Wire Quik-Lok Cord 48-76-5010, and Impact Resistant Carrying Case 48-55-9075.



HEAVY-DUTY 3/4" AND 7/16" IMPACT WRENCHES

9075-20

- 3/4" SQUARE DRIVE WITH FRICTION RING AND THROUGH HOLE SOCKET RETENTION



**380
FT.-LBS.
OF TORQUE!**

AVAILABLE CORDLESS

SEE PAGES 13, 24,
AND 28
FOR CORDLESS
IMPACT WRENCHS

9092-20

- 7/16" HEX QUICK-CHANGE DUAL BALL BIT HOLDER
- 10' QUIK-LOK CORD



**315
FT.-LBS.
OF TORQUE!**

FULL POWER IN REVERSE BEST POWER TO WEIGHT RATIO

- New Mechanism Delivers Higher Torque And Smoother Operation
- Metal Housing
- 7.0 Amp Milwaukee Built Motor
- Soft Grip Handle
- Ergonomically Balanced Center Grip

9075-20 FEATURES:

- 3/4" Square Drive With Friction Ring and Through Hole Rocket Retention
- Forward/Reverse Rocker Switch (AC/DC) Is Ideal When Frequent Reversing Is Necessary

9092-20 FEATURES:

- 7/16" Hex Quick-Change Dual Ball Bit Holder
- Forward/Reverse Lever
- Hanger Bracket w/Solid Steel Ring for hanging on belts, climbing pegs and for lifting with a rope and clasp.
- Variable Speed Trigger with Speed Setting Dial



SPECIFICATIONS

CAT. NO.	VOLTS	AMPS	IMPACTS PER MINUTE	NO LOAD RPM	TORQUE FT.-LBS.	LENGTH INCHES	NET WGT. LBS.	SHIP WGT. LBS.
9075-20	120 AC/DC	7.0	2500	1,750	380	11-5/8	6.2	8.0
9092-20	120 AC	7.0	1000-2600	600-1,800	315	12-1/4	6.5	7.8

STANDARD EQUIPMENT: FOR 9075-20 – Tool and 8' 2-Wire Fixed Cord. FOR 9092-20 – Tool and Quik-Lok® Cord 48-76-5010.

ACCESSORIES

1/2" SQUARE DRIVE HEX SOCKETS



Standard equipment for 9072-22 Kit.

- 49-66-3080 1/2" 49-66-3110 11/16"
- 49-66-3090 9/16" 49-66-3120 3/4"
- 49-66-3100 5/8" 49-66-3130 13/16"

5" LENGTH 1/2" SQUARE-DRIVE EXTENSION



- 48-95-5000 Adapts to 1/2" Square Drive. Provides 5" additional length where required for use with sockets.

1/2" SQUARE DRIVE UNIVERSAL JOINT



- 48-03-0500 Fits 1/2" Square Drive. Use with Hex Sockets to reach difficult places at various angles... also allows clearance around obstructions.

1/2" SQUARE DRIVE TO 7/16" HEX QUICK-CHANGE ADAPTER



- 48-66-0061 Use with 7/16" hex shank auger bits, selffeed bits or other 7/16" hex shank accessories which have ball-retainer grooves.

RETAINING RINGS FOR 3/4" SQUARE ANVILS

- 44-86-0282 1-7/16" ID (use with 1-1/2" hub sockets)
- 44-86-0285 1-5/8" ID (use with 1-3/4" hub sockets)

ROUND END DETENT KIT

- 49-17-0410 Use with 9066-6, 9068, 9070-20, 9072-20 and 9075-20. For quick socket changes.

FLAT END DETENT KIT

- 49-17-0405 For 9066-6, 9068, 9070-20, 9072-20 and 9075-20. Replaces standard round detent pin on 9066-6, 9068. Socket will not slip off unless detent pin is pressed in. Below Serial No. 656-38701, Use 49-17-0400 Positive Detent Kit

5/8" HEX QUICK-CHANGE CONVERSION KIT



- 14-46-9095 Completely assembled, easily converts 7/16" front end to 5/8" hex.

CHUCK ADAPTOR



- 48-66-0065 For 9092-20 and 9099-20. Adds versatility by enabling these tools to drill small holes (1/2" diameter max.) with jobber bits in steel, wood and plastic; or with carbide tipped bits to drill mortar, brick, etc. (NOT for use with any accessory that results in continuous impacting.)

GREASE

- 49-08-7655 Type "Z" grease. For 9070-20, 9071-20, 9072-20.
- 49-08-4220 Type "J" grease. For 9075-20.



HEAVY-DUTY 1/2" HAMMER-DRILLS



5378-20

- DUAL TORQUE/SPEED RANGES
- 1/2" KEYED CHUCK



- For Percussion Drilling With Carbide-Tipped Hammer-Drill Bits In Concrete And Masonry Or Drilling Without Hammering In Wood Or Metal
- Trigger Speed Control
- All Ball And Roller Bearings
- Side Handle Can Be Used On Either Side And With Or Without Depth Gauge
- Self-Stopping Brushes
- Soft Grip Handle

5378-21 (KIT)

- DUAL TORQUE/SPEED RANGES
- 1/2" KEYED CHUCK



NEW

5381-20

- 1/2" KEYED CHUCK
- SINGLE SPEED



5378-20 AND 5378-21 FEATURES

- 7.5 Amp Motor

5381-20, 5381-22, 5387-20 AND 5387-22 FEATURES

- 8.5 Amp Motor
- Heavy Duty Metal Gear Case For Rugged Durability

5381-22 (KIT)

- 1/2" KEYED CHUCK
- SINGLE SPEED
- INCLUDES CONCRETE FASTENER KIT



5387-20 AND 5387-22 FEATURE

- Quik-Lok® Cord
Quick detachment from tool for tangle free carrying and storage. Instant field repair.

NEW

5387-20

- 1/2" KEYED CHUCK
- DUAL TORQUE/SPEED RANGES



5387-22 (KIT)

- 1/2" KEYED CHUCK
- DUAL TORQUE/SPEED RANGES
- INCLUDES 2-PIECE PERCUSSION BIT SET



SPECIFICATIONS

CAPACITIES

CATALOG NUMBER	VOLTS AC ONLY	AMPS	NO NO LOAD RPM	NO LOAD BLOWS PER MINUTE	DRILL ONLY WOOD					STEEL TWIST DRILL	HAMMER CONCRETE	LENGTH	NET WGT. LBS.	SHIP. WGT. LBS.
					FLAT BORING BITS	HOLE SAW	AUGER BITS	SHIP AUGER BITS	SELFEED BITS					
5378-20	120	7.5	0-1,350/0-2,500	0-22,000/0-40,000	1-1/2" / 3/4"	3-3/4"	1-1/4"	1-1/4"	1-3/4"	1/2" / 1/4"	3/4"	13"	6.0	7.4
5378-21	120	7.5	0-1,350/0-2,500	0-22,000/0-40,000	1-1/2" / 3/4"	3-3/4"	1-1/4"	1-1/4"	1-3/4"	1/2" / 1/4"	3/4" / 3/8"	13"	6.0	11.9
5381-20	120	8.5	0-1,800	0-28,000	1-1/2"	3-1/2"	1"	1-1/8"	1-1/2"	3/8"	1/2"	13"	6.0	7.4
5381-22	120	8.5	0-1,800	0-28,000	1-1/2"	3-1/2"	1"	1-1/8"	1-1/2"	3/8"	1/2"	13"	6.0	11.9
5387-20	120	8.5	0-1,000/0-2,500	0-16,000/0-40,000	1-1/2" / 3/4"	3-3/4"	1-1/4"	1-1/4"	1-3/4"	1/2" / 1/4"	3/4"	13"	6.0	7.4
5387-22	120	8.5	0-1,000/0-2,500	0-16,000/0-40,000	1-1/2" / 3/4"	3-3/4"	1-1/4"	1-1/4"	1-3/4"	1/2" / 1/4"	3/4" / 3/8"	13"	6.0	11.9

STANDARD EQUIPMENT: For 5378-20 – Depth Gauge, 48-66-5185 1/2" Chuck with Key and 49-15-5300 Removable Side Handle. For 5378-21 – Depth Gauge, 48-66-5185 1/2" Chuck with Key, 49-15-5300 Removable Side Handle, and 48-55-5378 Impact Resistant Carrying Case. For 5381-20 – Depth Gauge, 48-66-5185 1/2" Chuck with Key and 49-15-5300 Removable Side Handle. For 5381-22 – Depth Gauge, 48-66-5185 1/2" Chuck with Key, 49-15-5300 Removable Side Handle, 48-55-5378 Impact Resistant Carrying Case and Concrete Fastener Kit. For 5387-20 – Depth Gauge, 48-66-0087 1/2" Chuck with Key, Quik-Lok Cord and 49-15-5300 Removable Side Handle. For 5387-22 – Depth Gauge, 48-66-0087 1/2" Chuck with Key, 49-15-5300 Removable Side Handle, 48-55-5378 Impact Resistant Carrying Case, Quik-Lok Cord and 2-Piece Percussion Bit Set.



HEAVY-DUTY HEX SHANK BITS, AND HAMMER ACCESSORIES

HEX GRIP - HEX SHANK BITS



CARBIDE TIPPED HEX SHANK HAMMER-DRILL BITS

DESCRIPTION Dia X U.L. X O.L. (INCHES)	INDIVIDUAL POUCHED BIT	BULK BITS	BULK QTY PER PACK
1/8 x 1-1/2 x 3	48-20-6800*	48-20-6900*	25
3/16 x 1-1/2 x 4	48-20-6805	48-20-6905	25
3/16 x 4-1/2 x 6	48-20-6806	48-20-6906	25
1/4 x 2-1/2 x 4	48-20-6810	48-20-6910	25
1/4 x 4-1/2 x 6	48-20-6811	48-20-6911	25
5/16 x 2-1/2 x 4	48-20-6815	48-20-6915	25
5/16 x 4-1/2 x 6	48-20-6816	-	-
3/8 x 2-1/2 x 4	48-20-6820	48-20-6920	20
3/8 x 4-1/2 x 6	48-20-6821	48-20-6921	20
3/8 x 12 x 13-1/2	48-20-6823	-	-
7/16 x 4-1/2 x 6	48-20-6825	-	-
1/2 x 4-1/2 x 6	48-20-6830	48-20-6930	15
1/2 x 12 x 13-1/2	48-20-6833	-	-
9/16 x 4-1/2 x 6	48-20-6835	-	-
5/8 x 4-1/2 x 6	48-20-6840	-	-
5/8 x 12 x 13-1/2	48-20-6843	-	-
3/4 x 4-1/2 x 6	48-20-6845	-	-

*1/8 Bit has round shank, not hex.



HEX SHANK FOR MORE SECURE CHUCK GRIP

Hex shanks can be gripped more firmly than round shank bits, therefore reducing the likelihood of slipping. Use these bits for drilling primarily softer materials such as masonry, brick, block, softer aggregate concrete, etc. Use with Hammer-Drills that have a 3 jaw chuck.



4-PIECE HEX SHANK CARBIDE TIPPED HAMMER-DRILL BIT SET

48-20-6850 Set includes one each of: 48-20-6805, 48-20-6810, 48-20-6815 and 48-20-6820.

6-PIECE HEX SHANK CARBIDE TIPPED HAMMER-DRILL BIT SET

48-20-6851 Set includes one each of: 48-20-6805, 48-20-6810, 48-20-6815, 48-20-6820, 48-20-6811 and 48-20-6830.

CASES AND ACCESSORIES FOR ALL HAMMER TOOLS

TOOL NUMBER	CHUCK AND KEY	CHUCK KEY ONLY	RUBBER FLEX KEY HOLDER	QUIK-LOK® CORD	CARRYING CASE	CARRYING CASE MATERIAL
5314-21	-	-	-	-	48-55-5315	IMPACT RESISTANT
5315-21	-	-	-	48-76-5010	48-55-5315	IMPACT RESISTANT
5315-22	-	-	-	48-76-5010	48-55-5315	IMPACT RESISTANT
5318-21	-	-	-	-	48-55-5315	IMPACT RESISTANT
5321-21	-	-	-	48-76-5010	48-55-5315	IMPACT RESISTANT
5321-22	-	-	-	48-76-5010	48-55-5315	IMPACT RESISTANT
5327-21	-	-	-	-	48-55-5315	IMPACT RESISTANT
5336-22	-	-	-	-	48-55-5315	IMPACT RESISTANT
5337-21	-	-	-	-	48-55-0075	STEEL
5339-21	-	-	-	-	48-55-0075	STEEL
5340-21	-	-	-	-	48-55-0075	STEEL
5342-21	-	-	-	-	48-55-0075	STEEL
5345-21	-	-	-	-	48-55-5315	IMPACT RESISTANT
5346-21	-	-	-	-	48-55-5315	IMPACT RESISTANT
5359-21	-	-	-	-	48-55-5359	IMPACT RESISTANT
5360-21	-	-	-	-	48-55-5359	IMPACT RESISTANT
5362-6	-	-	-	-	48-55-5359	IMPACT RESISTANT
5366-21	-	-	-	-	48-55-5378	IMPACT RESISTANT
5368-21	-	-	-	-	48-55-5378	IMPACT RESISTANT
5368-22	-	-	-	-	48-55-5378	IMPACT RESISTANT
5378-20	48-66-5185	48-66-2110	48-66-4040	-	48-55-5378	IMPACT RESISTANT
5378-21	48-66-5185	48-66-2110	48-66-4040	-	48-55-5378	IMPACT RESISTANT
5381-20	48-66-5185	-	-	-	-	-
5381-22	48-66-5185	-	-	-	48-55-5378	IMPACT RESISTANT
5387-20	48-66-0087	-	-	48-76-5010	-	-
5387-22	48-66-0087	-	-	48-76-5010	48-55-5378	IMPACT RESISTANT
5383-21	-	-	-	-	48-55-5378	IMPACT RESISTANT



HEAVY-DUTY 7/8" SDS ROTARY HAMMERS

SPEED DURABILITY AND VALUE

5366-21

- PISTOL GRIP DESIGN



EXCLUSIVE 5366-21, 5368-21 AND 5368-22
7/8" ROTARY HAMMERS FEATURES:

- 7.2 Amp Motor
- Variable Speed Switch Allows Holes To Be Started Easily
- 7/8" Solid Bit Capacity
- Thin Wall Core Bit Capacity Of 2"
- Mode Selector Can Be Changed From Hammering With Rotation For Drilling Concrete, To Rotation Only For Use In Steel, Wood, Etc. Using 48-66-1370 Adapter Kit.

5368-21

- D-HANDLE DESIGN



**AVAILABLE
CORDLESS**
SEE PAGE 26 FOR
18V ROTARY HAMMER

5368-22 (KIT)

- D-HANDLE DESIGN
- INCLUDES 5-PIECE 44-MAGNUM™ BIT SET



SPECIFICATIONS

CATALOG NUMBER	VOLTS AC ONLY	AMPS	BLOW ENERGY (FT.-LBS.)	NO LOAD RPM	NO LOAD BLOWS PER MIN.	SOLID BIT CAPACITY	THIN WALL CORE BIT CAPACITY	LENGTH	NET WGT. LBS.	SHIP. WGT. LBS.
5366-21	120	7.2	1.8	0-1100	0-5000	7/8"	2"	13"	6.5	12.7
5368-21	120	7.2	1.8	0-1100	0-5000	7/8"	2"	15"	6.5	12.7
5368-22	120	7.2	1.8	0-1100	0-5000	7/8"	2"	15"	6.5	13.3

STANDARD EQUIPMENT: FOR 5366-21 AND 5368-21 – Depth Gauge, Side Handle and Impact Resistant Carrying Case. FOR 5368-22 – 5368-21 Rotary Hammer, Depth Gauge, Side Handle, 48-20-7490 44-Magnum™ 5-Piece Bit Set and 48-55-5378 Impact Resistant Carrying Case.

ACCESSORIES



IMPACT RESISTANT CARRYING CASE

48-55-5378 Included with 5366-21, 5368-21 and 5368-22.

5-PIECE 44 MAGNUM™ CARBIDE-TIPPED BIT SET

48-20-7490 Set includes one of each: **48-20-7410** (3/16"), **48-20-7431** (1/4"), **48-20-7441** (5/16"), **48-20-7451** (3/8"), **48-20-7471** (1/2").

SDS/CHUCK ADAPTER KIT*

48-66-1370 Kit includes chuck adapter No. 48-03-3005, 1/2" chuck No. 48-66-1360, chuck screw No. 06-75-3150 and chuck key No. 48-66-3280. For models 5362-6, 5366-21 and 5368-21.



* Parts in KIT may be ordered separately.



HEAVY-DUTY 3/4" & 1" SDS ROTARY HAMMERS

5383-21

• PISTOL GRIP DESIGN



5383-21 FEATURES

- 6.0 Amp Motor
- Variable Speed Switch Allows Holes To Be Started Easily
- Hard Hitting – Hardest Hitting In Its Class 1.7 Ft. Lbs. / Blow
- Fast Drilling – 1,270 RPM And 5,400 BPM
- Soft Grip – More Comfortable, Secure Gripping
- Lightweight, Compact Size
- Mode Selector Can Be Changed From Hammering With Rotation For Drilling Concrete, To Rotation Only For Use In Steel, Wood, Etc. Using 48-66-1370 Adapter Kit.

5362-6

• 1" CAPACITY
• 0-900 RPM



EXCLUSIVE 5362-6 FEATURES

- D-Style Handle
Offers a secure grip that maximizes drilling pressure while minimizing operator fatigue.
- Electronic Variable Speed Control Trigger
For smooth, controlled starts and hammering with rotation in concrete and masonry or drilling without hammering in wood or metal.
- Slip Clutch
When bit jams, the clutch slips – rotary action stops.
- Reversing Switch

SPECIFICATIONS

CATALOG NUMBER	VOLTS AC ONLY	AMPS	NO LOAD RPM	BLOW ENERGY (FT.-LBS.)	BLOWS PER MIN.	SOLID BIT CAPACITY	CORE BIT CAPACITY	LENGTH INCHES	NET WGT. LBS.	SHIP. WGT. LBS.
5362-6	120	6.8	0-900	2.0	0-4500	1"	3-1/2"	14"	7.5	15.0
5383-21	120	6.0	0-1270	1.7	0-5400	3/4"	1-1/2"	13"	5.7	11.6

STANDARD EQUIPMENT: FOR 5362-6 AND 5383-21 – Depth Gauge, Side Handle and Impact Resistant Carrying Case.

ACCESSORIES



IMPACT RESISTANT CARRYING CASE

- 48-55-5359 Included with 5362-6,
- 48-55-5378 Included with 5383-21.

5-PIECE 44 MAGNUM™ CARBIDE-TIPPED BIT SET

- 48-20-7490 Set includes one of each: 48-20-7410 (3/16"), 48-20-7431 (1/4"), 48-20-7441 (5/16"), 48-20-7451 (3/8"), 48-20-7471 (1/2").

SDS/CHUCK ADAPTER KIT*

- 48-66-1370 Kit includes chuck adapter No. 48-03-3005, 1/2" chuck No. 48-66-1360, chuck screw No. 06-75-3150 and chuck key No. 48-66-3280. For models 5383-21, 5362-6, 5366-21 and 5368-21.



* Parts in KIT may be ordered separately.



HEAVY-DUTY 1-1/8" SDS ROTARY HAMMERS

5359-21

- 1-1/8" CAPACITY
- 0-980 RPM
- CHIPPING MODE



- **D-Style Handle**
Offers a secure grip that maximizes drilling pressure while minimizing operator fatigue.
- **Electronic Variable Speed Control Trigger**
For smooth, controlled starts and hammering with rotation in concrete and masonry or drilling without hammering in wood or metal.
- **Slip Clutch**
When bit jams, the clutch slips – rotary action stops.

5360-21

- 1-1/8" CAPACITY
- 0-980 RPM
- CHIPPING MODE
- EXCLUSIVE REMOVEABLE SDS BIT HOLDER



SPECIFICATIONS

CATALOG NUMBER	VOLTS AC ONLY	AMPS	RPM	REMOVEABLE SDS BIT HOLDER	BLOW ENERGY (FT.-LBS.)	BLOWS PER MIN.	SOLID BIT CAPACITY	WOOD FLAT BORING BIT	STEEL TWIST DRILL	CORE BIT CAPACITY	LENGTH INCHES	NET WGT. LBS.	SHIP. WGT. LBS.
5359-21	120	7.4	0-980	NO	2.5	0-4200	1-1/8"	1-1/2"	1/2"	4"	13"	8.3	14.5
5360-21	120	7.4	0-980	YES	2.5	0-4200	1-1/8"	1-1/2"	1/2"	4"	13.3"	8.7	15.0

STANDARD EQUIPMENT: FOR 5359-21 AND 5360-21 – Depth Gauge, Side Handle and Impact Resistant Carrying Case.

ACCESSORIES



IMPACT RESISTANT CARRYING CASE

48-55-5359 Included with 5359-21 and 5360-21.

5-PIECE 44 MAGNUM™ CARBIDE-TIPPED BIT SET

48-20-7490 Set includes one each bit: **48-20-7410** (3/16"), **48-20-7431** (1/4"), **48-20-7441** (5/16"), **48-20-7451** (3/8"), **48-20-7471** (1/2").

CHUCK ADAPTER

48-03-3047 For use with 48-66-1360 3-jaw chuck. Optional equipment with 5360-21.



SDS BIT HOLDER

48-66-3044 Standard equipment with 5360-21.



DUST SHIELD

48-03-3030 For use with SDS bits.

SIDE HANDLE

49-15-5300 For use with 5378, 5383, 5359 and 5360.

HAMMER STEEL (FOR CHIPPING AND CHISELING) FOR USE WITH 5359-21 AND 5360-21



ACCESSORY DESCRIPTION AND APPLICATION	SIZE	CAT. NO.	BULK CAT. NO.
---------------------------------------	------	----------	---------------

BULL POINT Starts holes in concrete slabs, general chipping & breaking	10"	48-62-6010	48-62-6110 (25 per box)
--	-----	-------------------	-----------------------------------

FLAT CHISEL General chipping & breaking work.	3/4" x 10"	48-62-6015	48-62-6115 (25 per box)
---	------------	-------------------	-----------------------------------

SCALING CHISEL Wide chisels with (two) 60° cutting angles cleans concrete, scale & rust, cuts troughs & some asphalt.	1-1/2" x 10"	48-62-6020	48-62-6120 (25 per box)
---	--------------	-------------------	-----------------------------------



HEAVY-DUTY SDS HAMMER ACCESSORIES



PREMIUM SDS HAMMER BITS

44 MAGNUM™ CARBIDE



TIP — AGGRESSIVE GEOMETRY

- Centering point - allows more accurate starting of holes.
- Unique edge design - allows cutting mesh and small diameter re-bar with less likelihood of tip breakage.
- Unique face design - directs concrete dust into the flute's pick up area quickly for faster drilling.
- Chisel design - a distinctive chisel shape can be seen. It efficiently penetrates concrete, which also improves drilling speed.

FLUTES — MORE RIGID - BETTER DUST EXTRACTING MULTI-FLUTED SPIRAL EXECUTION

- Four fluted spiral removes concrete dust faster.
- Shaft strength is improved for less bending / breakage.
- Drilling is smoother due to less vibration.
- More energy of the hammer blow is transmitted to the tip to improve drilling speed.



DESCRIPTION (INCHES) DIA. x U.L. x O.L.	2-CUTTER SINGLE	BULK QTY	2-CUTTER	BEST VALUE MONSTER QTY	2-CUTTER
5/32 x 2 x 4-1/2	48-20-7400	25	48-20-7500	-	-
5/32 x 4 x 6	48-20-7401	25	48-20-7501	-	-
3/16 x 2 x 4-1/2	48-20-7410	25	48-20-7510	200	48-20-7810
3/16 x 4 x 6	48-20-7411	25	48-20-7511	200	48-20-7811
3/16 x 6 x 8	48-20-7412	25	48-20-7512	-	-
3/16 x 8 x 10	48-20-7413	25	48-20-7513	-	-
3/16 x 10 x 12	48-20-7414	25	48-20-7514	-	-
3/16 x 12 x 14	48-20-7415	25	48-20-7515	-	-
3/16 x 14 x 16	48-20-7416	25	48-20-7516	-	-
7/32 x 4 x 6	48-20-7421	25	48-20-7521	-	-
7/32 x 6 x 8	48-20-7422	25	48-20-7522	-	-
7/32 x 9 x 11	48-20-7424	25	48-20-7524	-	-
7/32 x 12 x 14	48-20-7425	25	48-20-7525	-	-
7/32 x 14 x 16	48-20-7426	25	48-20-7526	-	-
1/4 x 2 x 4-1/2	48-20-7430	25	48-20-7530	200	48-20-7830
1/4 x 4 x 6	48-20-7431	25	48-20-7531	200	48-20-7831
1/4 x 6 x 8	48-20-7432	25	48-20-7532	-	-
1/4 x 9 x 11	48-20-7434	25	48-20-7534	-	-
1/4 x 12 x 14	48-20-7435	25	48-20-7535	-	-
1/4 x 14 x 16	48-20-7436	25	48-20-7536	-	-
1/4 x 18 x 20	48-20-7438	-	-	-	-
5/16 x 4 x 6	48-20-7441	25	48-20-7541	150	48-20-7841
5/16 x 10 x 12	48-20-7444	-	-	-	-
3/8 x 4 x 6	48-20-7451	20	48-20-7551	125	48-20-7851
3/8 x 6 x 8	48-20-7452	-	-	-	-
3/8 x 8 x 10	48-20-7453	-	-	-	-
3/8 x 10 x 12	48-20-7454	20	48-20-7554	-	-
3/8 x 16 x 18	48-20-7457	-	-	-	-
3/8 x 22 x 24	48-20-7459	-	-	-	-
7/16 x 4 x 6	48-20-7461	-	-	-	-
7/16 x 10 x 12-1/2	48-20-7464	-	-	-	-
7/16 x 16 x 18	48-20-7467	-	-	-	-
1/2 x 4 x 6	48-20-7471	15	48-20-7571	100	48-20-7871
1/2 x 8 x 10	48-20-7473	-	-	-	-
1/2 x 10 x 12	48-20-7474	15	48-20-7574	-	-
1/2 x 16 x 18	48-20-7477	-	-	-	-
1/2 x 22 x 24	48-20-7479	-	-	-	-
9/16 x 4 x 6-1/2	48-20-7481	-	-	-	-
9/16 x 10 x 12-1/2	48-20-7484	-	-	-	-
9/16 x 16 x 18	48-20-7487	-	-	-	-
5/8 x 4 x 6	48-20-7601	-	-	-	-
5/8 x 6 x 8	48-20-7602	10	48-20-7702	-	-
5/8 x 10 x 12	48-20-7604	-	-	-	-
5/8 x 16 x 18	48-20-7607	-	-	-	-
5/8 x 22 x 24	48-20-7609	-	-	-	-



5-PIECE 44 MAGNUM™ CARBIDE-TIPPED BIT SET
48-20-7490 Set includes one each of: 48-20-7410, 48-20-7431, 48-20-7441, 48-20-7451 and 48-20-7471.

HEAVY-DUTY STANDARD SDS HAMMER BITS

DESCRIPTION DIA. X U.L. X O.L. (INCHES)	SDS	
	2 CUTTER	4 CUTTER
5/8 x 6 x 8	-	48-20-7200
5/8 x 10 x 12	-	48-20-7203
5/8 x 16 x 18	-	48-20-7206
11/16 x 6 x 8	48-20-7058	-
3/4 x 6 x 8	48-20-7061	48-20-7210
3/4 x 8 x 10	48-20-7063	-
3/4 x 10 x 12	48-20-7065	48-20-7215
3/4 x 16 x 18	48-20-7066	48-20-7220
3/4 x 22 x 24	48-20-7067	-
7/8 x 6 x 8	48-20-7071	48-20-7225
7/8 x 10 x 12	48-20-7072	48-20-7230
7/8 x 16 x 18	48-20-7075	48-20-7236
1 x 8 x 10	48-20-7080	48-20-7240
1 x 16 x 18	48-20-7085	48-20-7246
1-1/8 x 8 x 10	-	48-20-7250
1-1/8 x 16 x 18	-	48-20-7256

2-CUTTER SDS BITS - WITH HEX SHOULDER FOR TAP-CON® SCREW SYSTEM

FITS HEX 5/16" CONDRIVE SLEEVE

2 CUTTER SINGLE PIECE POUCH CAT. NO.	2 CUTTER BULK 25 BITS PER BOX CAT. NO.	BIT DIA.	USABLE LENGTH	OVERALL LENGTH
48-20-7090	-	5/32"	2"	5"
48-20-7096	48-20-7196	5/32"	3"	6"
48-20-7091	48-20-7191	5/32"	4"	7"
48-20-7097	-	3/16"	2"	5"
48-20-7098	48-20-7198	3/16"	3"	6"
48-20-7092	48-20-7192	3/16"	4"	7"



"A" TAPER ADAPTER
48-66-6502 For use with "A" Taper Bits. Includes Drift Pin 48-86-0120



SPLINE TO SDS ADAPTER
48-03-3015 For use with SDS bits.



SDS-MAX TO SDS ADAPTER
48-03-3025 For use with SDS bits.

HEAVY-DUTY COMPONENT SYSTEMS ††

DIAMETER	DRILLING DEPTH	CORE BODY W/ GUIDE PLATE & CENTERING PIN†	SDS ADAPTER SHANKS		EXTENSION 7-1/2" LONG	REPLACEMENT GUIDE PLATE	REPLACEMENT CENTERING PIN	
			8" LONG	12" LONG				
THIN WALL CARBIDE TIPPED CORE BITS	1"	3-3/16"	48-20-5005 †	48-03-3545	48-03-3551	48-95-6070	N/A	N/A
	1-1/8"	3-3/16"	48-20-5010 †	48-03-3545	48-03-3551	48-95-6070	N/A	N/A
	1-1/4"	3-3/16"	48-20-5015	48-03-3545	48-03-3551	48-95-6070	48-20-6151	48-20-6150
	1-3/8"	3-3/16"	48-20-5020	48-03-3545	48-03-3551	48-95-6070	48-20-6152	48-20-6150
	1-1/2"	3-3/16"	48-20-5025	48-03-3545	48-03-3551	48-95-6070	48-20-6153	48-20-6150
	1-3/4"	2-13/16"	48-20-5030	48-03-3555	48-03-3561	48-95-6075	48-20-6156	48-20-6155
	2"	2-13/16"	48-20-5035	48-03-3555	48-03-3561	48-95-6075	48-20-6157	48-20-6155
	2-1/2"	2-13/16"	48-20-5040	48-03-3555	48-03-3561	48-95-6075	48-20-6158	48-20-6155
	3"	2-13/16"	48-20-5045	48-03-3555	48-03-3561	48-95-6075	48-20-6159	48-20-6155
	3-1/2"	2-13/16"	48-20-5050	48-03-3555	48-03-3561	48-95-6075	48-20-6160	48-20-6155
	4"	2-13/16"	48-20-5055	48-03-3555	48-03-3561	48-95-6075	48-20-6161	48-20-6155

† Guide plate and centering pin not included with 1" & 1-1/8" diameter core bits.
†† Thin wall core bits 4" and less should only be used in SDS hammers.



HEAVY-DUTY 1-3/4" ROTARY HAMMERS

POWERFUL MOTOR • HARD HITTING • FAST DRILLING

5345-21



5346-21



5345-21 AND 5346-21 FEATURES

- **Powerful 13.0 Amp MILWAUKEE Motor**
- **Electronic Feedback Control Circuit (EFCC)** provides soft start for accurate hole placement. Constant speed under load increases performance by maintaining constant speed without bogging down.
- **Patented Vibration Isolation System** Reduces operator fatigue and increases comfort and control. Handles "float" to absorb hammering action.
- **Cushioned Grips For Increased Comfort**
- **"Soft-Shift" Stop-Rotation Mode Selector**
- **Two Operating Modes** Hammer with rotation and hammer only.
- **Internal Clutch Slips When Bit Jams**
- **Sealed "AC Only" Switch** Keeps dust out, contacts clean.
- **Excellent Power To Weight Ratio**
- **Convenient, Handle-Mounted Speed Dial**
- **Removable, Independent Depth Rod Bracket**
- **Additional Rear Mounting Option For Side Handle**



5345-21 FEATURE

- **Spline Drive**

5346-21 FEATURES

- **Single Motion Push-In SDS-max Bit Reception**
- **SDS-max Chisels Can Lock In 15 Multi-Positions**



SPECIFICATIONS

CATALOG NUMBER	VOLTS	AMPS	DRIVE SYSTEM	NO LOAD BLOWS PER MIN.	NO LOAD RPM	IMPACT ENERGY (FT-LBS.)	SOLID BIT CAPACITY	TUNNEL BIT CAPACITY	THICK WALL CORE BIT CAPACITY	THIN WALL CORE BIT CAPACITY	LENGTH	NET WGT. LBS.	SHIP. WGT. LBS.
5345-21	120 AC Only	13.0	Spline	1300-3450	150-400	8.6	1-3/4"	3-1/8"	5"	6"	18-1/2"	17.3	28.3
5346-21	120 AC Only	13.0	SDS-max	1300-3450	150-400	8.6	1-3/4"	3-1/8"	5"	6"	18-1/2"	17.3	28.5

STANDARD EQUIPMENT: FOR 5345-21 AND 5346-21 – Depth Gauge 44-94-0165, Side Handle 14-34-0516 and Impact Resistant Carrying Case 48-55-5315.



HEAVY-DUTY 1-1/2" ROTARY HAMMERS

POWERFUL MOTOR • HARD HITTING • FAST DRILLING

5315-21



5315-22 (KIT)

• INCLUDES 5-PIECE BIT & CHISEL ASSORTMENT



5321-21



5321-22 (KIT)

• INCLUDES 5-PIECE BIT & CHISEL ASSORTMENT



- **Powerful 11.0 Amp MILWAUKEE Motor**
- **Electronic Feedback Control Circuit (EFCC)** provides soft start for accurate hole placement. Constant speed under load increases performance by maintaining constant speed without bogging down.
- **Patented Vibration Isolation System** Reduces operator fatigue and increases comfort and control. Handles "float" to absorb hammering action.
- **Cushioned Grips For Increased Comfort**
- **Power Indicator Light**
- **Service Reminder Light** Alerts operator when preventive maintenance is required.
- **Speed Dial Allows User To Match Hammer Speed And Power To Application**
- **Two Operating Modes** Hammer with rotation and hammer only.
- **Internal Clutch Slips If Bit Jams**
- **Sealed "AC Only" Switch** Keeps dust out, contacts clean.
- **Removable, Independent Depth Rod Bracket**
- **10' Quik-Lok® Cord** For quick detachment from tool for tangle-free carrying and storage. Instant field repair.



5315-21 AND 5315-22 FEATURES

- **Single Motion Push-In SDS-max Bit Reception**
- **SDS-max Chisels Can Lock In 24 Multi-Positions**
- **"Soft-Shift" Stop-Rotation Mode Selector**

5321-21 AND 5321-22 FEATURES

- **Single Motion Push-In Spline Bit Reception**
- **"Soft-Shift" Stop-Rotation Mode Selector**



IMPACT RESISTANT CARRYING CASE

48-55-5315 For use with Milwaukee 1-1/2" Hammers

SPECIFICATIONS

CATALOG NUMBER	VOLTS AC ONLY	BIT RECEPTION	AMPS	NO LOAD BLOWS PER MIN.	NO LOAD RPM	IMPACT ENERGY (FT-LBS.)	SOLID BIT CAPACITY	STOP ROTATION	TUNNEL BIT CAPACITY	THICK WALL CORE BIT CAPACITY	THIN WALL CORE BIT CAPACITY	LENGTH	NET WGT. LBS.	SHIP. WGT. LBS.
5315-21	120	SDS-max	11.0	1700-3400	190-385	7.9	1-1/2"	YES	2-5/8"	4"	6"	17-1/2"	14.2	25.5
5315-22 KIT	120	SDS-max	11.0	1700-3400	190-385	7.9	1-1/2"	YES	2-5/8"	4"	6"	17-1/2"	14.2	32.0
5321-21	120	SPLINE	11.0	1700-3400	190-385	7.9	1-1/2"	YES	2-5/8"	4"	6"	17-1/2"	13.9	25.5
5321-22 KIT	120	SPLINE	11.0	1700-3400	190-385	7.9	1-1/2"	YES	2-5/8"	4"	6"	17-1/2"	13.9	32.0

STANDARD EQUIPMENT: FOR 5315-21 – Depth Gauge, Side Handle, 10' Quik-Lok Cord 48-76-5010 and Carrying Case. FOR 5315-22 – Depth Gauge, Side Handle, Carrying Case, 10' Quik-Lok Cord 48-76-5010 and 5 Piece Bit and Chisel Assortment (Consists of one each of the following: 48-62-4075 – 12" Bull Point Chisel, 48-62-4079 – 12" Flat Chisel, 48-20-3916 – 5/8"x8"x13" 4-Cutter Carbide Bit, 48-20-3930 – 3/4"x8"x13" 4-Cutter Carbide Bit, and LHS Shank 48-20-5077. FOR 5321-21 – Depth Gauge, Side Handle, 10' Quik-Lok Cord 48-76-5010 and Carrying Case. FOR 5321-22 – Depth Gauge, Side Handle, Carrying Case, 10' Quik-Lok Cord 48-76-5010 and 5 Piece Bit and Chisel Assortment (Consists of one each of the following: 48-62-2000 – 12" Bull Point Chisel, 48-62-2020 – 12" Flat Chisel, 48-20-4305 – 5/8"x11"x16" 4-Cutter Carbide Bit, 48-20-4335 – 3/4"x11"x16" 4-Cutter Carbide Bit, and LHS Shank 48-20-5075.



HEAVY-DUTY 1-1/2" ROTARY HAMMERS

POWERFUL MOTOR • HARD HITTING • FAST DRILLING



5314-21



- Powerful 11.0 Amp MILWAUKEE Motor
- Electronic Feedback Control Circuit (EFCC) provides soft start for accurate hole placement. Constant speed under load increases performance by maintaining constant speed without bogging down.
- Internal Clutch Slips If Bit Jams
- Sealed "AC Only" Switch Keeps dust out, contacts clean.

5314-21 FEATURES

- Two Operating Modes Hammer with rotation and hammer only.
- Single Motion Push-In SDS-Max Bit Reception
- SDS-Max Chisels Can Lock In 24 Multi-Positions
- "Soft-Shift" Stop-Rotation Mode Selector



5318-21



5318-21 FEATURE

- Single Motion Push-In Spline Bit Reception



IMPACT RESISTANT CARRYING CASE
48-55-5315

SPECIFICATIONS

CATALOG NUMBER	VOLTS AC ONLY	AMPS	NO LOAD BLOWS PER MIN.	NO LOAD RPM	IMPACT ENERGY (FT-LBS.)	SOLID BIT CAPACITY	TUNNEL BIT CAPACITY	THICK WALL CORE BIT CAPACITY	THIN WALL CORE BIT CAPACITY	LENGTH	NET WGT. LBS.	SHIP. WGT. LBS.
5314-21	120	11.0	3400	385	7.9	1-1/2"	2-5/8"	4"	6"	17-1/2"	13.5	27.0
5318-21	120	11.0	3400	385	7.9	1-1/2"	2-5/8"	4"	6"	17-1/2"	13.5	27.0

STANDARD EQUIPMENT: For 5314-21: Tool, Side Handle and Impact Resistant Carrying Case. For 5318-21: Tool, Side Handle and Impact Resistant Carrying Case.



HEAVY-DUTY SPLINE AND SDS-MAX HAMMER ACCESSORIES

4-CUTTER ROTARY HAMMER BITS FOR SDS-max AND SPLINE

20% longer life, faster penetration, improved ergonomics, and improved drilling efficiency!



FLUTE DESIGN:

- Optimizes hammer energy transfer for less strenuous drilling
- Optimizes dust removal when working vertically
- Minimizes friction



CENTERING POINT:
• Allows more accurate starting of holes

SHORTER DUST ENTRANCE GROOVES:
• Removes dust faster



4-CUTTER HEAD DESIGN:
• Provides precise, round holes
• Reduces vibration

BRAZING FORMULA:
• Optimizes drilling performance for up to 20% longer life
• Provides lower "cost per drilled hole"

DUST ENTRANCE GROOVE ANGLES:

- Optimized angle removes dust faster



SPLINE SHANK

Use in Spline Drive rotary hammers. These bits are for use in any kind of concrete or masonry.



DESCRIPTION DIA. X U.L. X O.L. (INCHES)	2 CUTTER	4 CUTTER
3/8 X 5 X 10	48-20-4037	-
1/2 X 5 X 10	48-20-4050	-
1/2 X11 X 16	48-20-4051	-
1/2 X 17 X 22	48-20-4052	-
1/2 X 22 X 27	48-20-4053	-
1/2 X 31 X 36	48-20-4054	-
9/16 X 5 X 10	48-20-4056	-
9/16 X 18 X 23	48-20-4057	-
5/8 X 5 X 10	48-20-4062	48-20-4300
5/8 X11 X 16	48-20-4063	48-20-4305
5/8 X 17 X 22	48-20-4064	48-20-4310
5/8 X 24 X 29	-	48-20-4315
5/8 X 31 X 36	-	48-20-4320
11/16 X 11 X 16	48-20-4068	48-20-4325
3/4 X 5 X 10	48-20-4075	48-20-4330
3/4 X11 X 16	48-20-4076	48-20-4335
3/4 X 17 X 22	48-20-4078	48-20-4340
3/4 X 24 X 29	-	48-20-4345
3/4 X 31 X 36	-	48-20-4350
13/16 X 11 X 16	48-20-4081	-
7/8 X 11 X 16	48-20-4087	48-20-4360
7/8 X 17 X 22	48-20-4088	48-20-4365
1 X 11 X 16	48-20-4100	48-20-4370
1 X 17 X 22	48-20-4101	48-20-4375
1 X 31 X 36	-	48-20-4380
1-1/8 X 11 X 16	48-20-4112	48-20-4385
1-1/8 X 17 X 22	48-20-4113	48-20-4390
1-1/4 X 11 X 16	48-20-4125	48-20-4395
1-1/4 X 17 X 22	48-20-4126	48-20-4400
1-1/4 X 31 X 36	-	48-20-4405
1-3/8 X 11 X 16	48-20-4137	-
1-3/8 X 17 X 22	48-20-4138	48-20-4410
1-1/2 X 11 X 16	48-20-4150	-
1-1/2 X 17 X 22	48-20-4151	48-20-4415
1-3/4 X 18 X 23	-	48-20-4418
2 X 18 X 23	-	48-20-4419



SDS-max SHANK

Use in SDS-max Drive rotary hammers. These bits are for use in any kind of concrete or masonry.



DESCRIPTION DIA. X U.L. X O.L. (INCHES)	2 CUTTER	4 CUTTER
1/2 x 7-1/2 x 13	48-20-3902	-
1/2 x 15-1/2 x 21	48-20-3904	-
9/16 x 7-1/2 x 13	48-20-3910	-
9/16 x 15-1/2 x 21	48-20-3912	-
5/8 x 7-1/2 x 13	-	48-20-3916
5/8 x 15-1/2 x 21	-	48-20-3918
5/8 x 30-1/2 x 36	-	48-20-3922
11/16 x 15-1/2 x 21	-	48-20-3926
3/4 x 8 x 13	-	48-20-3930
3/4 x 17 x 21	-	48-20-3932
3/4 x 31 x 36	-	48-20-3936
13/16 x 17 x 21	-	48-20-3938
7/8 x 8 x 13	-	48-20-3944
7/8 x 17 x 21	-	48-20-3946
1 x 8 x 13	-	48-20-3952
1 x 17 x 21	-	48-20-3954
1 x 31 x 36	-	48-20-3956
1-1/16 x 18 x 23	-	48-20-3958
1-1/8 x 12 x 17	-	48-20-3964
1-1/8 x 17 x 21	-	48-20-3966
1-3/16 x 18 x 23	-	48-20-3968
1-1/4 x 10 x 15	-	48-20-3970
1-1/4 x 18 x 23	-	48-20-3972
1-1/4 x 31 x 36	-	48-20-3974
1-3/8 x 18 x 23	-	48-20-3980
1-7/16 x 18 x 23	-	48-20-3984
1-1/2 x 18 x 23	-	48-20-3988
1-9/16 x 18 x 23	-	48-20-3990
1-5/8 x 18 x 23	-	48-20-3991
1-3/4 x 18 x 23	-	48-20-3992
2 x 18 x 23	-	48-20-3993

HEAVY-DUTY COMPONENT SYSTEMS

	DIAMETER	DRILLING DEPTH	CORE BODY W/ GUIDE PLATE & CENTERING PIN					EXTENSION 7-1/2" LONG	REPLACEMENT GUIDE PLATE	REPLACEMENT CENTERING PIN
				SPLINE ADAPTER SHANKS 12" LONG	SPLINE ADAPTER SHANKS 18" LONG	SDS-max ADAPTER SHANKS 12" LONG	SDS-max ADAPTER SHANKS 18" LONG			
THICK WALL CARBIDE-TIPPED CORE BITS	1-1/2"	4-1/16"	48-20-5125	48-03-3564	48-03-3565	48-03-3572	48-03-3573	48-95-6085	48-20-5168	48-20-5199
	1-3/4"	4-1/16"	48-20-5130	48-03-3564	48-03-3565	48-03-3572	48-03-3573	48-95-6085	48-20-5169	48-20-5199
	2"	4-1/16"	48-20-5135	48-03-3564	48-03-3565	48-03-3572	48-03-3573	48-95-6085	48-20-5170	48-20-5199
	2-1/2"	4-1/16"	48-20-5140	48-03-3564	48-03-3565	48-03-3572	48-03-3573	48-95-6085	48-20-5171	48-20-5199
	3"	4-1/16"	48-20-5145	48-03-3564	48-03-3565	48-03-3572	48-03-3573	48-95-6085	48-20-5172	48-20-5199
	3-1/2"	4-1/16"	48-20-5150	48-03-3564	48-03-3565	48-03-3572	48-03-3573	48-95-6085	48-20-5173	48-20-5199
	4"	4-1/16"	48-20-5155	48-03-3564	48-03-3565	48-03-3572	48-03-3573	48-95-6085	48-20-5174	48-20-5199
THIN WALL CARBIDE TIPPED CORE BITS	5"	2-13/16"	48-20-5060	48-03-3540	-	48-03-3574	-	48-95-6075	48-20-6162	48-20-6155
	6"	2-13/16"	48-20-5065	48-03-3540	-	48-03-3574	-	48-95-6075	48-20-6163	48-20-6155



HEAVY-DUTY HAMMER ACCESSORIES—LHS COMPONENTS

HEAVY-DUTY LHS HAMMER SYSTEM†

LHS FOR CONCRETE DRILLING

VERSATILITY AT A LOWER COST

Fewer bits to do the same job, less inventory and storage space required.

REPLACEMENT HEADS


No need to replace the entire bit when the head wears.

REPLACEMENT SHANKS

No need to replace the entire bit if the shank wears.

EXTENDABLE - No need to buy longer bits, just add extensions! Ideal for extra thick walls in old building foundations.

LARGE HOLE SYSTEM COMPONENTS



HEAVY-DUTY LHS COMPONENT SYSTEMS†

THICK WALL CARBIDE-TIPPED CORE BITS

DIAMETER METRIC (NOMINAL INCH)	DRILLING DEPTH	CORE BODY W/ CENTERING PIN	SPLINE ADAPTER SHANK 7" LONG	SDS-max ADAPTER SHANK 7-1/2" LONG	EXTENSION WITH THREADED STUD 11" LONG	REPLACEMENT THREADED STUD	REPLACEMENT CENTERING PIN
40 mm 1-1/2"	3"	48-20-5090	48-20-5075	48-20-5077	48-20-5079	48-20-5081	48-20-5099
45 mm 1-3/4"	3"	48-20-5091	48-20-5075	48-20-5077	48-20-5079	48-20-5081	48-20-5099
55 mm 2-1/8"	3"	48-20-5092	48-20-5075	48-20-5077	48-20-5079	48-20-5081	48-20-5099
68 mm 2-5/8"	3"	48-20-5093	48-20-5075	48-20-5077	48-20-5079	48-20-5081	48-20-5099
80 mm 3-1/8"	3"	48-20-5094	48-20-5075	48-20-5077	48-20-5079	48-20-5081	48-20-5099
90 mm 3-1/2"	3"	48-20-5095	48-20-5075	48-20-5077	48-20-5079	48-20-5081	48-20-5099
100 mm 4"	3"	48-20-5096	48-20-5075	48-20-5077	48-20-5079	48-20-5081	48-20-5099
120 mm 5"	3"	48-20-5097	48-20-5075	48-20-5077	48-20-5079	48-20-5081	48-20-5099

4-CUTTER FLUTED BITS

1-1/8" x 18" Long	48-20-5070	48-20-5075	48-20-5077	48-20-5079	48-20-5081	N/A
1-1/4" x 18" Long	48-20-5071	48-20-5075	48-20-5077	48-20-5079	48-20-5081	N/A

TURBO TUNNEL BITS

DIAMETER METRIC (NOMINAL INCH)	48-20-5082	48-20-5075	48-20-5077	48-20-5079	48-20-5081	N/A
35 mm 1-3/8"	48-20-5082	48-20-5075	48-20-5077	48-20-5079	48-20-5081	N/A
40 mm 1-1/2"	48-20-5083	48-20-5075	48-20-5077	48-20-5079	48-20-5081	N/A
45 mm 1-3/4"	48-20-5084	48-20-5075	48-20-5077	48-20-5079	48-20-5081	N/A
55 mm 2-1/8"	48-20-5085	48-20-5075	48-20-5077	48-20-5079	48-20-5081	N/A
68 mm 2-5/8"	48-20-5087	48-20-5075	48-20-5077	48-20-5079	48-20-5081	N/A
80 mm 3-1/8"	48-20-5089	48-20-5075	48-20-5077	48-20-5079	48-20-5081	N/A

† LHS SYSTEM should only be used in rotary hammers with a solid bit capacity of up to 1-3/4".



HEAVY-DUTY COMBINATION AND DEMOLITION HAMMERS

NEW

5337-21 (KIT)
 • 14.0 AMP MOTOR
 • 3/4" HEX DEMOLITION HAMMER



- 19.9 ft-lbs Of Impact Energy Provides Powerful And Fast Drilling Or Chipping
- Electronic Feedback Control Circuit (EFCC) Provides:
 - Soft Start For Accurate Hole Placement And Constant Speed Under Load
 - Constant Speed Under Load Increases Performance By Maintaining Constant Speed Without Bogging Down
- Vibration Isolation System And Tactile Soft Grip Increases Comfort
- Service Reminder Light Alerts Operator When Preventative Maintenance Is Required

5337-21 FEATURES

- Powerful 14.0 Amp Motor
- 3/4" Hex Shank Bit System

NEW

5339-21 (KIT)
 • 14.0 AMP MOTOR
 • SDS-max DEMOLITION HAMMER



5339-21 FEATURES

- Powerful 14.0 Amp Motor
- SDS Max Bit System
- Chiseling Adjusting Mode To Allow Selection Of Chisels Position

NEW

5340-21 (KIT)
 • 15.0 AMP MOTOR
 • 2" SPLINE DRIVE ROTARY HAMMER



5340-21 FEATURES

- Powerful 15.0 Amp Motor
- Spline/Round Hex Bit System

5342-21 FEATURES

- Powerful 15.0 Amp Motor
- SDS Max Bit System
- Chiseling Adjusting Mode To Allow Selection Of Chisels Position
- Two Modes – Rotary Hammer Or Hammer Only

NEW

5342-21 (KIT)
 • 15.0 AMP MOTOR
 • 2" SDS-max ROTARY HAMMER



STEEL CARRYING CASE

48-55-0075 For use with Milwaukee demo hammers 5337-21, 5339-21, 5340-21 and 3542-21.

SPECIFICATIONS

CATALOG NUMBER	VOLTS AC ONLY	BIT RECEPTION	AMPS	NO LOAD BLOWS PER MIN.	NO LOAD RPM	IMPACT ENERGY (FT-LBS.)	OVERALL LENGTH	NET WGT. LBS.	SHIP. WGT. LBS.
5337-21	120	3/4" HEX	14.0	975-1950	NA	19.9	27-1/2"	24.2	45.0
5339-21	120	SDS-max	14.0	975-1950	NA	19.9	27-1/2"	24.2	45.0
5340-21	120	2" SPLINE	15.0	975-1950	125-250	19.9	27-1/2"	26.2	45.0
5342-21	120	2" SDS-max	15.0	975-1950	125-250	19.9	27-1/2"	26.2	45.0

STANDARD EQUIPMENT: FOR 5337-21 AND 5339-21 – 2 Auxiliary Handles And Steel Carrying Case. FOR 5340-21 AND 5342-21 – Auxiliary Handle And Steel Carrying Case.



HEAVY-DUTY CHIPPING AND DEMOLITION HAMMERS

5327-21



5327-21 FEATURES

- Powerful 11.0 Amp MILWAUKEE Motor
- Electric Feedback Control Circuit Delivers Maximum Power and Soft Start
- Sealed "AC Only" Switch Keeps dust out, contacts clean.
- Excellent Power to Weight Ratio
- Single Motion Push-In Bit Reception
- Computer Optimized Pneumatics For High Impact Energy
- Lock On Trigger Switch
- Large Case

5336-22 (KIT)
• INCLUDES 3 CHISELS




Additional Rear Mounting Option For Side Handle

5336-22 FEATURES

- Powerful 13.0 Amp MILWAUKEE Motor
- Electric Feedback Control Circuit Delivers Maximum Power and Soft Start
- Patented Vibration Isolation System Reduces operator fatigue – increases comfort and control. Handles "float" to absorb hammering action.
- BOTH Grips Cushioned For Comfort
- Sealed Switch Keeps Dust Out And Contacts Clean
- Excellent Power-To-Weight Ratio
- Computer Optimized Pneumatics For High Impact Energy
- Convenient, Handle-Mounted Speed Dial
- Large Case



5338



HAMMER DOLLY
48-08-0280 For use with Breaker Hammer 5338.

5338 FEATURES

- Heavy Hitting 44 Ft.-Lbs. Of Blow Energy
- Use For Breaking: Concrete Slabs, Asphalt Cutting, Clay Digging, Tamping, Ground Rod Driving
- T-Handles Featured For Operator Control
- Easy Open Chisel Release
- Uses 1-1/8" Hex Air Tool Steel Or 1-1/8" Hex Notched Steel

SPECIFICATIONS

CATALOG NO.	VOLTS	AMPS	IMPACT ENERGY (FT-LBS.)	NO LOAD BLOWS PER MINUTE	BIT SHANK TYPE	LENGTH	NET WGT. LBS.	SHIP. WGT. LBS.
5327-21	120 AC only	11.0	7.9	3400	ROUND HEX	17-1/2"	12.9	24.5
5336-22 KIT	120 AC only	13.0	8.6	1300-3450*	ROUND HEX	18-1/2"	15.0	30.0
5338	120 AC-DC	15.0	44	1400	1-1/8" COLLARD HEX	28-1/2"	71.5	80.0

STANDARD EQUIPMENT: FOR 5327-21– Tool, Side Handle and Carrying Case 48-55-5315. FOR 5336-22 – Bull Point 48-62-2000, Flat Chisel 48-62-2020, Scaling Chisel 48-62-2055, Side Handle 14-34-0515 and Carrying Case 48-55-5315. FOR 5338 – Breaker Hammer Only.

• The Electronic Feedback Control Circuit maintains the same speed whether under load or no-load conditions.

ACCESSORIES



IMPACT RESISTANT CARRYING CASE
48-55-5315 For use with Milwaukee 1-1/2"–1-3/4" Hammers



HEAVY-DUTY DEMOLITION HAMMER ACCESSORIES



USE WITH BREAKERS HAVING 1-1/8" HEX HOLDERS (MODEL 5338). ALL SHANKS HAVE INTERNAL LOCK RECESS.

WORKING END	DESCRIPTION	APPLICATION	OVERALL LENGTH	CATALOG NUMBER	BULK PART NUMBER
	MOIL POINT	Starts holes in concrete slabs, general chipping & breaking.	20"	48-62-4000	48-62-4100 (8 per box)
	NARROW CHISEL	General chipping & breaking work.	20.5"	48-62-4005	48-62-4105 (8 per box)
	3" CHISEL	Wide chisel with (two) 60° cutting angles clean concrete, scale and rust, cut troughs & some asphalt.	20.5"	48-62-4010	48-62-4110 (8 per box)
	5" ASPHALT CUTTER	Cuts asphalt or hard ground (DO NOT use for concrete.)	17.5"	48-62-4020	48-62-4120 (6 per box)
	5-1/2" CLAY SPADE	Digs clay, hard packed gravel, dirt. (DO NOT use for concrete.)	20"	48-62-4030	48-62-4130 (5 per box)
	GROUND ROD DRIVER	Drives ground rods.	15.5" / 3" Deep	48-62-4045	NA
	SPIKE/PIN DRIVER	Drives anchoring pins for concrete forms.	14.5"	48-62-4040	NA
	TAMPER SHANK	For use with 48-62-4050, 48-62-4055 and 48-62-4061.	15.5"	48-62-4060	NA
	TAMPER PLATE	Compacts dirt, tamps asphalt. Use with 48-62-4060 Shank.	6" x 6" 8" x 8"	48-62-4050 48-62-4055	NA
	TENT STAKE DRIVER	Used to drive in large tent stakes. Use with 48-62-4060 Shank.	5.5" L / 3.5" OD / 2.75" ID	48-62-4061	NA

HAMMER STEEL (FOR BREAKING, DIGGING, DRIVING, ETC.) (FITS HAMMERS HAVING THE FOLLOWING BIT RECEPTION CONFIGURATIONS)



SDS-MAX	SPLINE OR ROUND/HEX	HEX
SDS-MAX SLOTTED 18MM ROUND	3/4" HEX WITH 21/32" ROUND	3/4" HEX
USE WITH: 5346-21, 5314-21, 5315-21, 5315-22, 5339-21 & 5342-21	USE WITH: 5318-21, 5336-22, 5345-21, 5321-21, 5321-22, 5327-21 & 5340-21	USE WITH: 5337-21

WORKING END	ACCESSORY DESCRIPTION AND APPLICATION	SIZE	SDS-MAX		SPLINE OR ROUND/HEX		HEX	
			CAT. NO.	BULK CAT. NO.	CAT. NO.	BULK CAT. NO.	CAT. NO.	BULK CAT. NO.
	BULL POINT Starts holes in concrete slabs, general chipping & breaking	12"	48-62-4075	48-62-4175 (25 per box)	48-62-2000	48-62-2100 (25 per box)	48-62-3000	-
		18"	48-62-4077	48-62-4177 (25 per box)	48-62-2010	48-62-2110 (25 per box)	48-62-3005	-
	FLAT CHISEL General chipping & breaking work.	1" x 12"	48-62-4079	48-62-4179 (25 per box)	48-62-2020	48-62-2120 (25 per box)	48-62-3010	48-62-3110 (25 per box)
		1" x 18"	48-62-4081	48-62-4181 (25 per box)	48-62-2030	48-62-2130 (25 per box)	48-62-3015	-
	SCALING CHISEL Wide chisels with (two) 60° cutting angles cleans concrete, scale & rust, cuts troughs & some asphalt.	1-1/2" x 12"	48-62-4082	-	48-62-2040	-	48-62-3020	-
		2" x 12"	48-62-4085	48-62-4185 (25 per box)	48-62-2050	48-62-2150 (25 per box)	48-62-3035	-
		3" x 12"	48-62-4087	48-62-4187 (25 per box)	48-62-2055	48-62-2155 (25 per box)	48-62-3030	48-62-3130 (25 per box)
	SCRAPING CHISEL 45° cutting angle, scrapes surface rather than breaking material on top	2" x 12"	48-62-4089	-	48-62-2065	-	48-62-3025	-
	SLOTTING TOOL Breaks out the "web" between closely spaced drilled holes to make a large opening.	1-1/4" x 15"	48-62-4073	-	48-62-2060	1-1/2" x 12"	-	-
	SEAM TOOL Removes mortar between brick, or block; cut narrow channels.	1" x 15"	48-62-4080	-	48-62-2080	-	-	-
	BUSHING TOOL - ONE PIECE Removes excess concrete, produces exterior finish, roughens surface before its surface coated	16 Tooth Head 1-3/4" Square x 10-1/2"	48-62-4065	-	48-62-2070	48-62-2170 (15 per box)	48-62-3085	48-62-3185 (15 per box)
	ASPHALT CUTTER Cuts asphalt or hard ground. (DO NOT use for concrete)	5" x 16-1/2"	48-62-4066	-	-	-	48-62-3090	-
	CLAY SPADE Digging clay, hard packed gravel (DO NOT use for concrete)	4-1/2" x 16-5/8"	48-62-4068	48-62-4168 (12 per box)	48-62-2095	4-1/2" x 16-3/4"	48-62-3040	48-62-3140 (12 per box)
	GROUND ROD DRIVER Drives soft ground rods. Inside Diameter is .906 inches and 2-3/4" deep socket	9-3/4" Long for Rod Dia. 5/8" & 3/4"	48-62-4091	-	48-62-2046	10"	48-62-3070	-
	TAMPER PLATE SHANK Used to mount Tampers Plate to tool	12"	48-62-4092	-	48-62-2097	-	48-62-3065	-
	TAMPER PLATE Compacts dirt, tamping asphalt.	5" x 5"	48-62-3060	-	48-62-3060	-	48-62-3060	-



HEAVY-DUTY DIAMOND CORING MOTORS

SHEAR PIN MODELS

4079
4090
4094



- **SHEAR PIN PROTECTION**
Protects gears and motor against overload. Shear Pins easily replaced. Extra pins included with each unit.



CLUTCH MODELS

4004
4005
4096
4097-20



- **CLUTCH PROTECTION**
Protects gears and motor against overload. Set to specifications at factory, no adjustment necessary.



TWO SPEED DYMODRILL MOTORS FOR USE WITH VAC-U-RIG® AND DYMORIG DIAMOND CORING RIGS

- For Diamond Coring In Reinforced Concrete, Tile, Masonry or Natural Stone
- Dual Torque/Speed Ranges
- All Ball And Roller Bearings
- Triple Reduction Gearing On All Models
- Built-In Water Swivel On All Models
- Cord Equipped With 20.0 Amp Twist Lock Plug; NEMA Plug Type L5-20P

SPECIFICATIONS

Suggested diameters listed on specific models are for maximum coring efficiency in medium aggregate. Speeds must be adjusted for material conditions.

20.0 AMP MODELS

High performance design provides 4.8 maximum horsepower. Increased power maintains higher coring speed and produces higher torque for maximum core drilling production.

CATALOG NUMBER	VOLTS AC	AMPS	SPINDLE	MOTOR PROTECTION	RPM	SUGG. DIA. IN MEDIUM AGGREGATE	NET WGT. LBS.	SHIP WGT. LBS.
4004	120	20.0*	1-1/4"-7"	CLUTCH	300 600	7"-14" 4"-7"	24.0	31.0
4096	120	20.0*	1-1/4"-7"	CLUTCH	450 900	6"-10" 2"-6"	24.0	31.0
4005	120	20.0*	1-1/4"-7"	CLUTCH	600 1200	4"-7" 3/4"-4"	24.0	31.0
4079	120	20.0*	1-1/4"-7"	SHEAR PIN	300 600	7"-14" 4"-7"	24.0	31.0
4094	120	20.0*	1-1/4"-7"	SHEAR PIN	450 900	6"-10" 2"-6"	24.0	31.0

15.0 AMP MODELS

Cost effective, heavy-duty power. Lower current draw of 15.0 amp motor provides core drilling power where 20 amp service is unavailable.

CATALOG NUMBER	VOLTS AC	AMPS	SPINDLE	MOTOR PROTECTION	RPM	SUGG. DIA. IN MEDIUM AGGREGATE	NET WGT. LBS.	SHIP WGT. LBS.
4097-20	120	15.0*	1-1/4"-7"	CLUTCH	500 1000	3"-5" 1-1/4"-3"	26.0	30.0
4090	120	15.0*	1-1/4"-7"	SHEAR PIN	375 750	5"-8" 2-1/2"-5"	26.0	30.0

*Cord Equipped With 20 Amp Twist Lock Plug; NEMA Plug Type L5-20P.

STANDARD EQUIPMENT: All Models Include: Built-in Water Swivel, Adapter To Receive Standard Water Hose, Water Control Valve And Open End Wrench For Holding Output Spindle While Removing Bits. **Shear Pin Models:** Same As Above, Plus Six Extra No. 44-60-0032 Hardened Shear Pins.

ACCESSORIES

HARDENED SHEAR PIN

44-60-0032 Standard Equipment

TYPE "J" GREASE FOR ALL TWO SPEED MODELS

49-08-4220 1 lb. can

1-3/8" OPEN END WRENCH

49-96-4700

3/16" SOCKET WRENCH

49-96-0085 For mounting DYMODRILLS to cradle of VAC-U-RIG.

SPACER WITH KEY

49-67-0050

For rigs Nos. 4114, 4119 and 4104 only. Allows use of bits through 10" diameter. Spacer 1" thick, fits between cradle of Rig and Drill. Four mounting screws are included.



HEAVY-DUTY DIAMOND CORING BITS AND ACCESSORIES

HEAVY-DUTY PREMIUM SERIES CORE BITS

NOMINAL BIT SIZE O.D.	CATALOG NUMBER	‡ THREAD SIZE
3/4"	48-16-0756	5/8"-11‡
7/8"	48-16-0876	5/8"-11‡
1"	48-16-1006	5/8"-11‡
1-1/4"	48-16-1260	5/8"-11‡
1-1/2"	48-16-1506	5/8"-11‡
2"	48-16-2013	1-1/4"-7
2-1/2"	48-16-2513	1-1/4"-7
2-3/4"	48-16-2756	1-1/4"-7
3"	48-16-3013	1-1/4"-7
3-1/2"	48-16-3511	1-1/4"-7
4"	48-16-4013	1-1/4"-7
4-1/2"	48-16-4506	1-1/4"-7
5"	48-16-5013	1-1/4"-7
6"	48-16-6013	1-1/4"-7
7"	48-16-7006	1-1/4"-7
8"	48-16-8006	1-1/4"-7
9"	48-16-9006	1-1/4"-7
10"	48-16-9506	1-1/4"-7
12"	48-16-9605	1-1/4"-7
14"	48-16-9705	1-1/4"-7



Milwaukee Premium Series Diamond Coring Bits are designed to offer exceptional drilling life and speed in cured concrete with hard aggregate and medium steel reinforcement. Segments are laser welded to the tube. By popular demand of professional coring specialists, larger bits include silver brazed segments.

HEAVY-DUTY CONTRACTOR SERIES CORE BITS

NOMINAL BIT SIZE O.D.	CATALOG NUMBER	‡ THREAD SIZE
2"	48-16-2007	1-1/4"-7
2-1/2"	48-16-2507	1-1/4"-7
3"	48-16-3007	1-1/4"-7
3-1/2"	48-16-3507	1-1/4"-7
4"	48-16-4007	1-1/4"-7
4-1/4"	48-16-4257	1-1/4"-7
5"	48-16-5007	1-1/4"-7
6"	48-16-6007	1-1/4"-7




The diamond matrix is optimized to provide value for coring fewer holes in cured concrete with no reinforcement or with small diameter steel mesh and rebar. All segments are laser welded to the tube.

HEAVY-DUTY PRE-STRESSED SERIES CORE BITS

NOMINAL BIT SIZE O.D.	CATALOG NUMBER	‡ THREAD SIZE
1"	48-16-1007	5/8"-11‡
1-1/2"	48-16-1507	5/8"-11‡
2"	48-16-2014	1-1/4"-7
2-1/2"	48-16-2514	1-1/4"-7
3"	48-16-3014	1-1/4"-7
3-1/2"	48-16-3512	1-1/4"-7
4"	48-16-4014	1-1/4"-7
4-1/2"	48-16-4507	1-1/4"-7
5"	48-16-5014	1-1/4"-7
6"	48-16-6014	1-1/4"-7



These bits are designed specifically for the extra demands of drilling pre-stressed concrete. Segment reduces the risk of bit damage from pre-stressed steel and allows for the higher rpm necessary for a trouble free cut. The segments are silver brazed into a notched tube to offer exceptional segment support.



Segments are notched into tube for additional holding strength

‡ NOTE – Check core bit thread size against the motor spindle thread size. Use thread adapter 48-04-0160 if necessary.

MILWAUKEE Diamond Coring Bits

"Dymbobits" are designed to optimize drilling performance over a broad range of applications. We define drilling performance as the best balance of speed, life and overall drilling costs. State-of-the-art manufacturing techniques and the latest diamond matrix technology result in a complete line of bits to meet your most demanding requirements.

For Wet Diamond Coring In Cured Concrete, Reinforced Concrete And Pre-stressed Concrete

14 Inch Coring Depth.

Segments Widths Provide Interior And Exterior Clearance For Easy Bit And Core Removal

1-1/4"-7 Threads

For bits 2 inches and larger for direct connection to Milwaukee Dymodrill motors.

5/8"-11 Threads

For bits under 2 inches (use 48-04-0160 thread adapter)

ACCESSORIES

THREADED ADAPTER

48-04-0160 Reduces thread size of 1-1/4"-7 to 5/8"-11 for diamond core bits and extensions.



COPPER SPINDLE SPACER

45-88-8565 Minimizes friction lock.

3/16" SOCKET WRENCH

49-96-0085 For mounting DYMODRILLS to cradle.

1-3/8" OPEN END WRENCH

49-96-4700 For use with DYMODRILLS. Also for threaded adapters and bit extensions.

SPACER ASSEMBLIES

49-67-0110 For use with models 4125, 4130 and 4136. Mounts between cradle and DYMODRILL motor to increase DYMO-RIG bit capacity from 10" to 14". Net wt. 3 lbs. Ship. wt. 5 lbs.



49-67-0050 For use with previous DYMO-RIG models 4104, 4114 and 4119. Spacer 1" thick, mounts between cradle and DYMODRILL motor. Allows use of bits thru 10" diameter.

49-67-0115 For use with models 4115, 4120, 4115-21, 4115-22, 4120-21 and 4120-22 to increase bit capacity from 10" to 14". Net wt. 3.5 lbs. Ship. wt. 5.5 lbs.

BIT EXTENSIONS

9" BIT EXTENSION

48-95-1500 Extension threaded on both ends with 1-1/4"-7 thread, for use with Diamond Core Bits over 2" diameter with 1-1/4"-7 thread. Extension mounts directly to DYMODRILL – up to two can be coupled together for extended coring.



10-1/2" BIT EXTENSION

48-95-2100 Extension threaded on both ends with 5/8"-11 thread, for use with 1-1/4" and 1-1/2" diameter Diamond Core Bits with 5/8"-11 thread. Extension requires 48-04-0160 threaded adapter for mounting to DYMODRILLS – up to two can be coupled together for extended coring.





HEAVY-DUTY DIAMOND CORING RIGS

FOR USE WITH DIAMOND CORING MOTORS

4136

• VAC-U-RIG® DIAMOND CORING RIG



FOR DIAMOND CORING IN REINFORCED CONCRETE, TILE, MASONRY OR NATURAL STONE

4136 AND 4130 FEATURES:

- Large Base With Wheels, Four Leveling Screws, Adjustable Tilting Column, Cradle For Motor Mounting, Four Spoke Wheel Feed Control, Bubble Level And Jack Screw
- Base Can Be Floor Or Wall Mounted With Bolt Type Anchor
- Column Also Accepts Small Base Assembly No. 48-10-0080

EXCLUSIVE 4136 FEATURES

- Includes Vacuum Pump, Pad And Meter Box

4125 FEATURES

- Small Base For Drilling In Confined Spaces
For more support, small base can be used with vacuum pad; 49-22-7100, or replaced with large base assembly, converting into 4130 DYMORIG.

4130

• DYMORIG DIAMOND CORING RIG



4125

• DYMORIG DIAMOND CORING RIG



- Right Or Left Handed Operation
Four spoke wheel feed control and meter box mount on either side of cradle for right or left handed operation. Meter box rotates 360°. Can mount facing the front or the back of rig for clear viewing.
- Angle Drilling
Columns can be set at any angle up to 45° when angle drilling is required.



SPECIFICATIONS

CATALOG NUMBER	COLUMN HEIGHT	NET WEIGHT LBS.	SHIPPING WEIGHT LBS.
4136	47"	106.0	129.0
4130	47"	82.5	103.5
4125	47"	71.0	92.0

STANDARD EQUIPMENT: FOR 4136 VAC-U-RIG – 4130 DYMORIG, 30 Amp Meter Box No. 48-51-0100* and VAC-U-RIG Assembly 49-50-0200 and Pad Assembly 49-22-7100. FOR 4130 – DYMORIG With Large Base. FOR 4125 – DYMORIG With Small Base.

* In Canada, a 20 amp meter box, No. 48-51-0120 is supplied.



HEAVY-DUTY DIAMOND CORING RIGS



4115

- **CONTRACTOR SERIES**
SMALL BASE STAND ONLY



4120

- **CONTRACTOR SERIES**
LARGE BASE CORING
STAND WITH VACUUM BASE

CONTRACTOR AND CONTRACTOR-PLUS SERIES

- Lightweight, Portable Coring Stands For The Contractor With Heavyweight Applications
- Cast Aluminum Base With 4 Leveling Screws For Fast Accurate Leveling Adjustment
- Durable Precision-Ground 2-1/2" Steel Column, 43-1/2" High
- Rear Mounted Rack And Pinion Feed
- Jackscrew For Ceiling And Backwall Bracing
- Reversible Feed Handle
- Locking Carriage
- Heavy-Duty, Solid Rubber 5" Wheels
- Universal Motor Adapter Plate



4115-22

- **CONTRACTOR-PLUS SERIES**
SMALL BASE STAND (4115) WITH VAC-U-PUMP ASSEMBLY (49-50-0200), VACUUM PAD ASSEMBLY (49-22-7100), METER BOX (48-51-0120) AND MODEL 4096 DIAMOND CORING MOTOR



4120-22

- **CONTRACTOR-PLUS SERIES**
LARGE BASE STAND (4120) WITH VAC-U-PUMP ASSEMBLY (49-50-0200), METER BOX (48-51-0120) AND MODEL 4096 DIAMOND CORING MOTOR

ACCESSORIES



VAC-U-PUMP ASSEMBLY

49-50-0200

Vacuum pump and mounting bracket 42-36-0200.

VACUUM PAD ASSEMBLY

49-22-7100

For 4115-21 and 4115-22.

METER BOX

48-51-0120

20.0 Amp Plug.

SPECIFICATIONS

CONTRACTOR SERIES		
CATALOG NUMBER	4115	4120
NET WGT. LBS.	54.0	67.0
SHIP WGT. LBS.	62.0	75.0

CONTRACTOR-PLUS SERIES		
CATALOG NUMBER	4115-22	4120-22
NET WGT. LBS.	111.5	115.3
SHIP WGT. LBS.	139.8	137.8



HEAVY-DUTY DIAMOND CORING ACCESSORIES



METER BOXES

48-51-0100* 30 AMP 120 VOLT
Supplied with No. 4136. Ammeter and power switch on front panel receptacle for motor's plug. One outlet also located on back of unit.

NET WEIGHT 4.8 lbs.
SHIPPING WEIGHT 6 lbs.
* Not Available in Canada.

48-51-0120 20 AMP 120 VOLT
Supplied with Nos. 4115-22, and 4120-22. Also available as an accessory. Ammeter and power switch on front panel with single 20 amp twist lock receptacle for drill motor's plug.

NET WEIGHT 3.8 lbs.
SHIPPING WEIGHT 5.3 lbs.



VACUUM PAD ASSEMBLY (Single Pad)

49-22-7100 For use with models with detachable vacuum pads 4115, 4125, 4130 and 4136. Single vacuum pad which provides approximately 1800 lbs. of holding force. Same as supplied with Nos. 4136 VAC-U-RIG®, 4115-22 and 4120-22.

NET WEIGHT 8.8 lbs.
SHIPPING WEIGHT 13 lbs.



WATER TANK

49-76-0055 3-1/2 gallon heavy-duty, impact resistant poly tank. For use where a regular tap water supply is not available.

SHIPPING WEIGHT 4 lbs.



LARGE BASE ASSEMBLY

48-10-0090 Large base is included with Nos. 4130 and 4136. Can be used with No. 4125 for greater support. Includes two wheels and four leveling screws.

LARGE BASE DIMENSIONS (Less Wheels) 13-1/4" x 17-1/8"

NET WEIGHT 33.5 lbs.
SHIPPING WEIGHT 37.5 lbs.



SMALL BASE ASSEMBLY

48-10-0080 Small base is included with No. 4125 and can be used with Nos. 4130 and 4136. Works well in restricted areas. Includes two wheels and four leveling screws.

SMALL BASE DIMENSIONS (Less Wheels) 7-1/4" x 13"

NET WEIGHT 22 lbs.
SHIPPING WEIGHT 26 lbs.




VACUUM PUMP ASSEMBLY

49-50-0200 115 VOLT
Heavy-duty 1/3 H.P. pump complete with vacuum gauge, air filter, air hose and cord. May be mounted to base of unit if desired. Same as furnished with Nos. 4115-22 and 4120-22. Can be used with No. 4120 and 4136.
RECOMMENDED ONLY FOR SINGLE PAD USE

NET WEIGHT 19.5 lbs.
SHIPPING WEIGHT 26.5 lbs.

FITTING FOR VACUUM
CLEANER HOSE



RING

WATER COLLECTING RING

48-70-0060 For use where water flow from drilling operation must be trapped and drained. Dike-type collector ring holds water for fast disposal when used with bits up to 10" in diameter. A built-in vacuum hose fitting permits use with a wet or dry vacuum cleaner.

SHIPPING WEIGHT 8.8 lbs.

COLLECTOR RING GASKET

43-44-0660 Replacement gasket for 48-70-0060.

WATER HOSE

49-18-0055 5/8" I.D. x 8' 8 foot water hose with standard brass male and female water hose fittings.

SHIPPING WEIGHT 1.8 lbs.



HEAVY-DUTY 13.0 AMP ORBITAL SUPER SAWZALL® KIT WITH ROTATING HANDLE

**360°
ROTATING
HANDLE!**

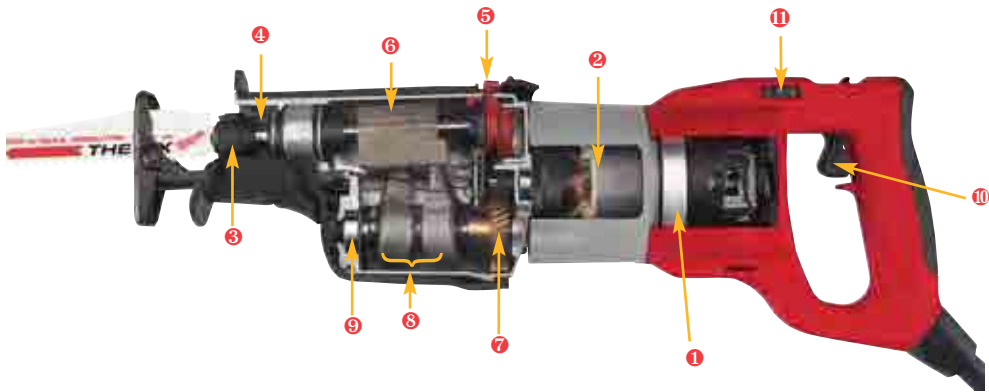


NEW


6523-21



**HIGH POWERED 13 AMP
MILWAUKEE BUILT MOTOR**
Fastest loaded cutting
speed in the industry!



**Easily Accessible
Dial Speed Selector**
Switch matches the
correct speed with
application for
improved control.



**Rotating Handle
Adjustment Lever**



**Orbital Action
Selector***
Allows the user to set
the degree of orbital
action.

- **360° Rotating Handle ①**
Locks at 45° increments, can continuously rotate without going back to starting position, trigger can stay on while rotating, provides optimal user comfort in various cutting applications, life tested to 20,000 cycles (revolutions)
- **High Powered 13 Amp Milwaukee Built Motor ②**
Fastest loaded cutting speed in the industry
- **New Quik-Lok™ Blade Clamp ③**
Larger, heavy-duty, with new gripping ribs, provides fast and easy blade changes.
- **1-1/4" Blade Stroke & Orbital Blade Stroke ④**
For fastest cutting in thick materials.
- **Orbital Action Selector* ⑤**
Allows the user to set the degree of orbital versus straight reciprocating action.



- **Counter Balanced* ⑥**
For reduced vibration and smoother operation.
- **Gear Protecting Clutch* ⑦**
Unique gear clutch absorbs high impact forces caused by sudden blade lock-ups. Extends life of tool in extreme cutting applications.
- **Heavy-Duty Double Bearing Wobble Plate Mechanism***
For extra long life. ⑧
- **All Ball And Roller Bearings ⑨**
- **Variable Speed Trigger, 0-3000 SPM - Best control of cut. ⑩**
- **Dial Speed Selector Switch* ⑪**
Matches the correct speed with application for improved control.
- **Cushion Grip Handle**
For comfortable superior gripping.
- **Rubber Boot For Superior Gripping and Operator Comfort**
- **Keyless Adjustable Shoe**
Adjusts shoe without use of tools. Allows more efficient use of blade and depth-of-cut control. Extends blade life, saves time.
- **Pivot Shoe* For Maximum Support Against Work Surface**
- **Quik-Lok® Cord**
Instant field repair and safe replacement. Tool comes with 2-wire, 10'-16 gauge construction cord No. 48-76-5010. A 25' cord No. 48-76-5025 is also available.



SPECIFICATIONS

CATALOG NUMBER	VOLTS AC ONLY	AMPS	STROKES PER MINUTE (NO LOAD)	STEEL QUIK-LOK BLADE CLAMP	IMPACT PROTECTION	LENGTH OF STROKE	OVERALL LENGTH	NET WGT. LBS.	SHIP. WGT. LBS.
6523-21	120	13.0	0-3000	YES	YES	1-1/4"	19"	10.0 §	15.0

STANDARD EQUIPMENT: FOR 6523-21 -Two Super Sawzall Blades, 10' 2-wire Quik-Lok® cord 48-76-5010 and impact resistant carrying case 48-55-2055.

§ Tool only without Quik-Lok™ cord

*Patented

ACCESSORIES



IMPACT RESISTANT CARRYING CASE

48-55-2055 Heavy-duty blow-molded polyethylene construction. Heavy-duty all-metal latches and pinned hinges. Convenient on-board accessory storage.



ORBITAL PIPE CLAMP SYSTEM

49-22-1016 For use with Model No. 6523-21, 6536-21, 6519-22 & 0719-22. Pipe Clamp System for precise, fast, and easy pipe cutting applications up to 4" diameter. Includes shoe post 45-16-0604.

2-WIRE QUIK-LOK® CORD SETS

48-76-5010 10' Quik-Lok. For use with 6523-21.
48-76-5025 25' Quik-Lok. For use with 6523-21.



HEAVY-DUTY 13 AMP ORBITAL SUPER SAWZALL® KIT



NEW

6536-21



ELECTRONICS

**HIGH POWERED 13 AMP
MILWAUKEE BUILT MOTOR**
Fastest loaded cutting
speed in the industry!



**Orbital Action
Selector***
Allows the user to set
the degree of orbital
action.

- **High Powered 13 Amp Milwaukee Built Motor**
Fastest loaded cutting speed in the industry
- **New Quik-Lok™ Blade Clamp**
Larger, heavy-duty, with new gripping ribs, provides fast and easy blade changes.
- **1-1/4" Blade Stroke & Orbital Blade Stroke**
For fastest cutting in thick materials.
- **Orbital Action Selector***
Allows the user to set the degree of orbital versus straight reciprocating action.



- **Counter Balanced***
For reduced vibration and smoother operation.
- **Gear Protecting Clutch***
Unique gear clutch absorbs high impact forces caused by sudden blade lock-ups. Extends life of tool in extreme cutting applications.
- **Heavy-Duty Double Bearing Wobble Plate Mechanism***
For extra long life.
- **All Ball And Roller Bearings**
- **Variable Speed Trigger, 0-3000 SPM -**
Best control of cut.
- **Cushion Grip Handle**
For comfortable superior gripping.
- **Rubber Boot For Superior Gripping and Operator Comfort**
- **Keyless Adjustable Shoe**
Adjusts shoe without use of tools. Allows more efficient use of blade and depth-of-cut control. Extends blade life, saves time.
- **Pivot Shoe* For Maximum Support Against Work Surface**



*Patented

SPECIFICATIONS

CATALOG NUMBER	VOLTS AC ONLY	AMPS	STROKES PER MINUTE (NO LOAD)	STEEL QUIK-LOK BLADE CLAMP	IMPACT PROTECTION	LENGTH OF STROKE	OVERALL LENGTH	NET WGT. LBS.	SHIP. WGT. LBS.
6536-21	120	13.0	0-3000	YES	YES	1-1/4"	18-3/4"	9.75	14.75

STANDARD EQUIPMENT: FOR 6536-21 – Two Super Sawzall® Blades and impact resistant carrying case 48-55-2055.

ACCESSORIES



IMPACT RESISTANT CARRYING CASE

48-55-2055 Heavy-duty blow-molded polyethylene construction. All-metal latches and pinned hinges. Convenient on-board accessory storage.



ORBITAL PIPE CLAMP SYSTEM

49-22-1016 For use with Model No. 6523-21, 6536-21, 6519-22 & 0719-22. Pipe Clamp System for precise, fast, and easy pipe cutting applications up to 4" diameter. Includes shoe post 45-16-0604.



HEAVY-DUTY SAWZALL® KIT

WORLD'S LONGEST LASTING RECIPROCATING SAWS




6519-22



ELECTRONICS

10.0 AMP MOTOR
1-1/8" BLADE STROKE

INCLUDES GEAR PROTECTING CLUTCH*



- 1 QUIK-LOK BLADE CLAMP* SYSTEM
- 2 POWERFUL 10.0 AMP MILWAUKEE-BUILT MOTOR
- 3 FULL WAVE SWITCH FOR SMOOTHER OPERATION
- 4 TRIGGER SPEED CONTROL FOR THE BEST OPERATOR CONTROL
- 5 QUIK-LOK® CORD
- 6 KEYLESS SHOE ADJUSTMENT LEVER
- 7 RUBBER BOOT FOR SUPERIOR GRIPPING
- 8 HEAVY-DUTY DOUBLE BEARING WOBBLE PLATE MECHANISM*

- 1-1/8" Blade Stroke
- Exclusive Gear Protecting Clutch*



Unique gear clutch absorbs high impact forces caused by sudden blade lock-ups. Extends life of tool in extreme cutting applications.

- Shoe Release Lever*
Adjusts shoe without use of tools. Allows more efficient use of blade and depth-of-cut control.



- Pivot Shoe for Maximum Support Against Work Surface
- 0-2800 Strokes Per Minute With Trigger Speed Control

- Powerful 10.0 Amp Milwaukee-Built Motor
- 8' 3-Wire Quik-Lok® Cord
Instant field repair and safe replacement.



- Easy Plunge Cutting With No Starting Hole
- Reverse the Blade for Cutting Upside Down in Confined Areas

- Textured Rubber Boot For Superior Gripping And Operator Comfort
- All Ball And Roller Bearings



- Heavy-Duty Steel Quik-Lok™ Blade Clamp System*
 - Fast easy blade changes with no hex key to lose.
 - Blades may be clamped upside down.
 - Accepts standard 1/2" shank Sawzall blades.

*Patented



Ideal for plunge cutting, pipe cutting and demolition into metal, wood, fiberglass, cast iron and many other materials.

SPECIFICATIONS

CATALOG NUMBER	VOLTS AC ONLY	AMPS	LENGTH OF STROKE	STROKES PER MINUTE	OVERALL LENGTH	NET WGT. LBS.	SHIP. WGT. LBS.
6519-22	120	10.0	1-1/8"	0-2800	17.9"	7.0	11.3

STANDARD EQUIPMENT: FOR 6519-22 – 8' 3-Wire Quik-Lok Rubber Cord, Impact Resistant Carrying Case 48-55-1503, One Wood Cutting Sawzall Blade And One Metal Cutting Sawzall Blade.



HEAVY-DUTY SAWZALL-THE HATCHET® KIT

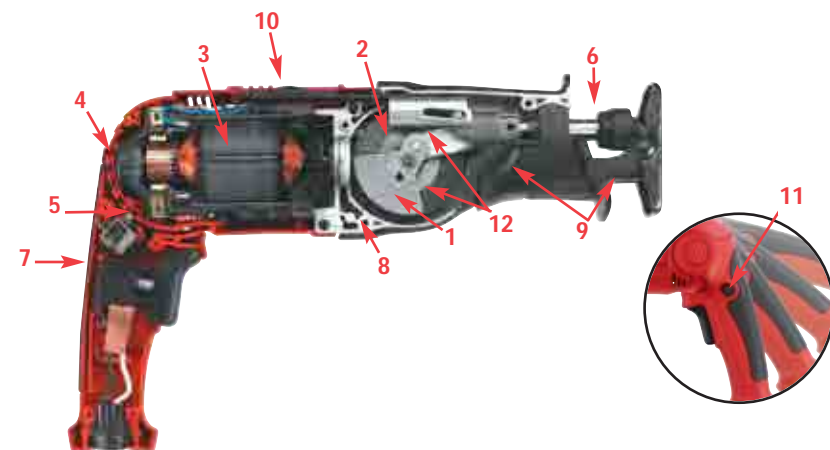


**6-Position
Pivoting
Handle***


6524-21



**EASILY FITS
BETWEEN 16" ON
CENTER STUDS**



- 1 COUNTER BALANCED MECHANISM
- 2 DURABLE CRANKSHAFT RECIPROCATING MECHANISM
- 3 HEAVY-DUTY MILWAUKEE-BUILT MOTOR
- 4 DOUBLE-WALLED PIVOTING-HANDLE DETENTS
- 5 METAL CAM LOCK
- 6 STEEL KEYLESS QUIK-LOK™ BLADE CLAMP*
- 7 CUSHION-GRIP HANDLE
- 8 ALL METAL GEARCASE
- 9 KEYLESS ADJUSTABLE PIVOTING SHOE*
- 10 ORBITAL ACTION SELECTOR SWITCH*
- 11 EASILY ACCESSIBLE PUSH-BUTTON HANDLE ADJUSTMENT
- 12 STEEL CONNECTING ROD AND STEEL GEAR

- **6-Position Pivoting Handle*** – Built For Tight Spaces, Fits between 16" on center studs, joists, and other confined spaces.
- **Legendary Sawzall® Durability** – Lasts longer, best value.
- **Heavy-Duty Steel Quik-Lok™ Blade Clamp System*** Fast easy blade changes with no hex key to lose. Blades may be clamped upside down. Accepts standard 1/2" shank Sawzall blades. 
- **3,000 SPM, Orbital Action*** Fast cutting, less time on the job.
- **Steel Connecting Rod And Steel Gear** Strengthens the mechanism allowing this tool to withstand impacts and lengthen the life of the tool.
- **Variable Speed Trigger**
- **Cushion Grip Handle**
- **Counter Balanced** For smooth operation, less vibration.
- **Keyless Shoe Release Lever*** Adjusts shoe without use of tools. Allows more efficient use of blade and depth-of-cut control.
- **10' 2-Wire, Double Insulated Quik-Lok® Cord** Instant field repair and safe replacement.
- **3/4" Stroke Length** Ideal for pipe cutting and cutting in tight spaces.
- **7.5 Amp Milwaukee-Built Motor**
- **Felt Seal And No Countersunk Area Where Spindle Exits The Gear Case** Less contamination, no pooling of water, ideal for plumbers concerned about rust.
- **Impact Resistant Carrying Case With On Board Blade Storage**

*Patented



**AVAILABLE
CORDLESS**
SEE PAGE 21 FOR 18V
SAWZALL-THE HATCHET®
RECIP SAW

SPECIFICATIONS

CATALOG NUMBER	VOLTS AC ONLY	AMPS	LENGTH OF STROKE	STROKES PER MINUTE	LENGTH STRAIGHT	LENGTH PIVOTED	NET WGT. LBS.	SHIP. WGT. LBS.
6524-21	120	7.5	3/4"	0-3,000	19.3"	13.5	6.7	11.0

STANDARD EQUIPMENT: 10' Two-Wire Quik-Lok® Rubber Cord, Impact Resistant Carrying Case, One Wood Cutting Sawzall Blade And One Metal Cutting Sawzall Blade.

ACCESSORIES

IMPACT RESISTANT CARRYING CASE
48-55-6524 Standard equipment with the 6524-21 kit. Case features on board blade storage. 6524-21 Sawzall – The Hatchet® can be stored in the case in 3 different handle articulations.



HEAVY-DUTY SAWZALL® KITS

WORLD'S LONGEST LASTING RECIPROCATING SAWS



6509-20

• VARIABLE SPEED 0-2800 SPM




6509-22 (KIT)

• VARIABLE SPEED 0-2800 SPM



10.0 AMP MOTOR
QUIK-LOK™
BLADE CLAMP

- Legendary Sawzall Durability
- New More Powerful 10.0 Amp Motor
- Lightweight - Only 7.0 Pounds
- 0-2800 Strokes Per Minute With Trigger Speed Control
- Adjustable Pivot Shoe*
Allows more efficient use of blade and depth-of-cut control.
- Easy Access To Pivot Shoe Adjusting Screws
- Cuts:
 - Wood & Nail Embedded Wood
 - Steel, Cast Iron, Aluminum & Brass
 - Drywall, Plaster & Composition Materials
 - Hard Rubber, Cement, Brick & Fiberglass
- No Starting Hole Needed For Plunge Cuts Into Floors Or Walls
- Heavy-Duty Cord Positioned For Easier Plunge Cutting
- All Ball And Roller Bearings



- 1 QUIK-LOK BLADE CLAMP* SYSTEM
- 2 POWERFUL 10.0 AMP MILWAUKEE-BUILT MOTOR
- 3 FULL WAVE SWITCH FOR SMOOTHER OPERATION
- 4 TRIGGER SPEED CONTROL FOR THE BEST OPERATOR CONTROL
- 5 8' 2-WIRE RUBBER CORD
- 6 ADJUSTABLE SHOE
- 7 RUBBER BOOT FOR SUPERIOR GRIPPING
- 8 HEAVY-DUTY DOUBLE BEARING WOBBLE PLATE MECHANISM*
- 9 LARGER GEAR FOR INCREASED DURABILITY



- Heavy-Duty Steel Quik-Lok Blade Clamp System*
 - Fast easy blade changes with no hex key to lose.
 - Blades may be clamped upside down.
 - Accepts standard 1/2" shank Sawzall blades.

*Patented

SPECIFICATIONS

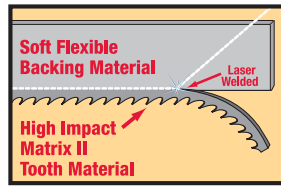
CATALOG NUMBER	VOLTS AC ONLY	AMPS	LENGTH OF STROKE	STROKES PER MINUTE	OVERALL LENGTH	NET WGT. LBS.	SHIP. WGT. LBS.
6509-20	120	10.0	3/4"	0-2800	17.3"	7.0	7.8
6509-22	120	10.0	3/4"	0-2800	17.3"	7.0	11.3

STANDARD EQUIPMENT: FOR 6509-20 – 8' Two-Wire Rubber Cord, One Wood Cutting Sawzall Blade And One Metal Cutting Sawzall Blade. FOR 6509-22 – 8' Two-Wire Rubber Cord, Impact Resistant Carrying Case, One Wood Cutting Sawzall Blade And One Metal Cutting Sawzall Blade.



HEAVY-DUTY HIGH PERFORMANCE SAWZALL® RESCUE AND DEMOLITION BLADES

- 1/2" UNIVERSAL BLADE TANG FITS IN ALL SAWZALLS®
- BI-METAL CONSTRUCTION INCREASES BLADE LIFE. BLADES DO NOT SHATTER
- MATRIX II TEETH WITH 8% COBALT.
- UNIFORM GULLET DEPTH
- BLADE REVERSIBLE IN CLAMP



- **BI-METAL**
Super hard wear resistant high speed steel (tooth area) *laser* welded to a flexible spring steel backing material

- **BENEFIT – Matrix II High Speed Steel**
Retains tooth hardness at high temperatures for metal cutting applications. Bi-metal construction allows the blade to flex and absorb impact without breaking while cutting nail embedded wood.

TEETH RECOMMENDATIONS See "RECOMMENDED FOR CUTTING" for proper blade selection	T.P.I.	STOCK THICKNESS	T.P.I.	STOCK THICKNESS	T.P.I.	STOCK THICKNESS
	4/6	For cutting stock 1/2" and above	8/12	For cutting stock 1/4" thru 3/8"	14	For cutting stock 3/16" thru 1/4"
5/8 • 6 • 7	For cutting stock 3/8" and above	10	For cutting stock 1/4" thru 3/8"	18	For cutting stock 1/8" thru 3/16"	
		10/14		24	For cutting stock below 1/8"	

WOOD	NAIL EMBEDDED WOOD	PRUNING	METAL CUTTING	SCROLL CUTTING	PLASTER & DRYWALL CUTTING	PVC & PLASTIC	CERAMIC TILE	FIRE/RESCUE & DEMOLITION	FIBERGLASS

CAT. NO. 5 PER PACK	CAT. NO. 25 PER BOX	CAT. NO. 100 PER BOX	TEETH PER INCH	LENGTH x WIDTH x THICKNESS	RECOMMENDED FOR CUTTING:
					WOOD, NAIL EMBEDDED WOOD, RESCUE AND DEMOLITION
48-00-5021	48-00-8021	48-01-7021	5/8	6 x 1.0 x .062	Cutting wood, nail embedded wood, demolition work. Excellent for plunge cutting into wood and nail embedded without buckling blades.
48-00-5026	48-00-8026	48-01-7026	5/8	9 x 1.0 x .062	
48-00-5027	48-00-8027	—	5/8	12 x 1.0 x .062	
					REMODELING, RESCUE AND DEMOLITION
48-00-5712	48-00-8712	—	10	6 x 1.0 x .042	Metal 3/16" thru 1/4", channels, metal pipe, cast iron, demolition, rescue and remodeling.
48-00-5713	48-00-8713	—	10	9 x 1.0 x .042	
48-00-5782	48-00-8782	48-01-7782	14	6 x 1.0 x .042	Metal 3/16" thru 1/4", channels, metal pipe, cast iron, demolition, rescue and remodeling.
48-00-5787	48-00-8787	—	14	9 x 1.0 x .042	
48-00-5784	48-00-8784	48-01-7784	18	6 x 1.0 x .042	Metal 1/8" thru 3/16", conduit, tubing, channels, pipe, rubber, fiber, demolition, rescue and remodeling
48-00-5788	48-00-8788	—	18	9 x 1.0 x .042	
48-00-5789	48-00-8789	—	18	12 x 1.0 x .042	
					REMODELING, RESCUE AND DEMOLITION
48-00-5795	48-00-8795	—	14	9 x 1.0 x .062	Metal 3/16" thru 1/4", channels, metal pipe, cast iron, demolition, rescue and remodeling.
48-00-5798	48-00-8798	—	18	9 x 1.0 x .062	Metal 1/8" thru 3/16", conduit, tubing, channels, pipe, rubber, fiber, demolition, rescue and remodeling
					REMODELING, RESCUE AND DEMOLITION
48-00-5700	48-00-8700	—	8	6 x 1.0 x .062	All woods, nail embedded wood, composition material, plastic, light gauge non-ferrous metals and aluminum.
48-00-5705	48-00-8705	—	8	9 x 1.0 x .062	
48-00-5710	48-00-8710	—	8	12 x 1.0 x .062	
					REMODELING, RESCUE AND DEMOLITION
48-00-5701	48-00-8701	—	8	6 x 1.0 x .062	All woods, nail embedded wood, composition material, plastic, light gauge non-ferrous metals and aluminum. Also ideal for plunge cutting.
48-00-5706	48-00-8706	—	8	9 x 1.0 x .062	
48-00-5711	48-00-8711	—	8	12 x 1.0 x .062	

EXCLUSIVE "THE AX" FEATURES

- .062" THICK FOR STIFFER PERFORMANCE
- SLOPED SHAPE IDEAL FOR PLUNGE CUTTING
- STRENGTHENED TOOTH TIP
- WIDE GULLET SHAPE ALLOWS CHIPS TO CLEAR THE CUT

EXCLUSIVE "THE TORCH" FEATURES

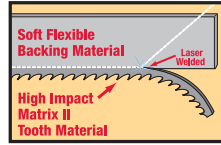
- .042" AND .062" THICK* FOR STIFFER PERFORMANCE AND LONGER LIFE
- MORE AGGRESSIVE BLADE REMOVES MORE MATERIAL PER STROKE FOR FASTER CUTTING.

EXCLUSIVE "WRECKER" FEATURES **NEW**

- .062" THICK
- 8 TPI FOR GENERAL PURPOSE DEMOLITION AND RESCUE
- SLOPED AND BLUNT SHAPED — SLOPE FOR PLUNGE CUTTING AND STRAIGHT FOR METAL CUTTING



HEAVY-DUTY HIGH PERFORMANCE BI-METAL SAWZALL® BLADES



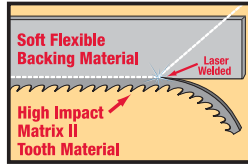
- BI-METAL**
 Super hard wear resistant high speed steel (tooth area) *laser* welded to a flexible spring steel backing material
- BENEFIT – Matrix II High Speed Steel**
 Retains tooth hardness at high temperatures for metal cutting applications. Bi-metal construction allows the blade to flex and absorb impact without breaking while cutting nail embedded wood.

CAT. NO. 2 PER PACK	CAT. NO. 5 PER PACK	CAT. NO. 25 PER BOX	CAT. NO. 50 PER BOX	CAT. NO. 100 PER BOX	T.P.I.	LENGTH x WIDTH	x THICKNESS	RECOMMENDED FOR CUTTING:
								WOOD CUTTING BLADES
—	48-00-5012	—	48-01-6012	—	6	6 x 3/4 x .050		Very fast cutting, nail embedded wood, general roughing-in.
								WOOD CUTTING BLADES
48-02-5031	48-00-5031	48-00-8031	48-01-6031	48-01-7031	5/8	6 x 3/4 x .050		Very fast cutting, nail embedded wood, general roughing-in.
48-02-5035	48-00-5035	—	48-01-6035	—	6	6 x 3/4 x .050		
48-02-5036	48-00-5036	48-00-8036	48-01-6036	48-01-7036	6	9 x 3/4 x .050		
48-02-5037	48-00-5037	—	48-01-6037	48-01-7037	6	12 x 3/4 x .050		
48-02-5041	48-00-5041	—	48-01-6041	—	4/6	6 x 1/2 x .050		Very fast scroll cutting, circles, contours, nail embedded wood.
								ALL PURPOSE BLADES
—	48-00-5090	—	48-01-6090	—	10	4 x 3/4 x .035		All woods, nail embedded wood, composition material, plastic, ferrous and non-ferrous metals, cast iron.
48-02-5092	48-00-5092	—	48-01-6092	—	10	6 x 3/4 x .035		
48-02-5091	48-00-5091	—	48-01-6091	—	8/12	6 x 3/4 x .050		
48-02-5093	48-00-5093	48-00-8093	48-01-6093	48-01-7093	8/12	8 x 3/4 x .050		
48-02-5094	48-00-5094	—	48-01-6094	—	8/12	12 x 3/4 x .050		
—	48-00-5175	—	—	—	10	8 x 5/8 x .035		
48-02-3093	48-00-5193	—	48-01-6193	—	10/14	8 x 5/8 x .035		
—	48-00-5194	—	48-01-6194	—	10/14	12 x 5/8 x .035		
								SCROLL CUTTING BLADES
—	48-00-5161	—	—	—	10	3-5/8 x 5/16 x .035		Scroll cutting wood, contours, nail embedded wood, plastics.
48-02-5162	48-00-5162	—	—	—	14	3-5/8 x 5/16 x .035		Scroll cutting metal 1/8" thru 3/16".
—	48-00-5163	—	—	—	18	3-5/8 x 5/16 x .035		Scroll cutting metal under 1/8".
								METAL CUTTING BLADES
—	48-00-5181	—	48-01-6181	—	14	4 x 3/4 x .035		Metal 3/16" thru 1/4", conduit, tubing, channels, pipe, rubber, fiber.
48-02-5182	48-00-5182	48-00-8182	48-01-6182	48-01-7182	14	6 x 3/4 x .035		
—	48-00-5282	—	48-01-6282	48-01-7282	14	6 x 5/8 x .035 *		
48-02-5187	48-00-5187	—	48-01-6187	48-01-7187	14	9 x 3/4 x .035		
—	48-00-5183	—	48-01-6183	—	18	4 x 3/4 x .035		Metal 1/8" thru 3/16", conduit, tubing, channels, pipe.
48-02-5184	48-00-5184	48-00-8184	48-01-6184	48-01-7184	18	6 x 3/4 x .035		
—	48-00-5284	—	48-01-6284	48-01-7284	18	6 x 5/8 x .035 *		
48-02-5188	48-00-5188	—	48-01-6188	—	18	9 x 3/4 x .035		
48-02-5189	48-00-5189	—	48-01-6189	—	18	12 x 3/4 x .035		Metal thinner than 1/8", tubing, pipe, trim
—	48-00-5185	—	48-01-6185	—	24	4 x 3/4 x .035		
48-02-5186	48-00-5186	48-00-8186	48-01-6186	—	24	6 x 3/4 x .035		
—	48-00-5286	—	48-01-6286	48-01-7286	24	6 x 5/8 x .035 *		

* Has 5/8" width for higher flexibility.



HEAVY-DUTY HIGH PERFORMANCE BI-METAL SAWZALL® BLADES



TEETH RECOMMENDATIONS See "RECOMMENDED FOR CUTTING" for proper blade selection	T.P.I.	STOCK THICKNESS	T.P.I.	STOCK THICKNESS	T.P.I.	STOCK THICKNESS
	4/6	For cutting stock 1/2" and above	8/12	For cutting stock 1/4" thru 3/8"	14	For cutting stock 3/16" thru 1/4"
	5/8 • 6 • 7	For cutting stock 3/8" and above	10 10/14		18	For cutting stock 1/8" thru 3/16"
					24	For cutting stock below 1/8"

WOOD	NAIL EMBEDDED WOOD	PRUNING	METAL CUTTING	SCROLL CUTTING	PLASTER & DRYWALL CUTTING	PVC & PLASTIC	CERAMIC TILE	FIRE/RESCUE & DEMOLITION	FIBERGLASS

CAT. NO. 2 PER PACK	CAT. NO. 5 PER PACK	CAT. NO. 50 PER BOX	T.P.I.	LENGTH x WIDTH x THICKNESS	RECOMMENDED FOR CUTTING:
					WOOD AND PLASTIC CUTTING BLADES
---	48-00-5015	---	6	6 x 3/4 x .050	Very fast cutting wood, plastics and pruning
---	48-00-5016	---	6	9 x 3/4 x .050	
---	48-00-5017	---	6	12 x 3/4 x .050	
					PLASTER CUTTING BLADE
48-02-5052	48-00-5052	48-01-6052	6	5 x 3/4 .050	For cutting plaster, plaster with metal lath, plasterboard, cuts on forward and backward stroke.
					PRUNING BLADES HIGH ALLOY STEEL
---	48-00-1301	---	5	9 x 3/4 x .060	Pruning trees, smooth sawing green woods. Deep tooth design, fleam filed. Clean cuts wood fibers.
---	48-00-1303	---	5	12 x 3/4 x .060	
48-02-1303	---		5	(1) 9 x 3/4 x .060 (1) 12 x 3/4 x .060	
CAT. NO. 3 PER PACK		T.P.I.		LENGTH x WIDTH x THICKNESS	RECOMMENDED FOR CUTTING:
					GENERAL PURPOSE BLADE
48-00-1350		6		9 x 1 x .050	Made with specially formulated corrosion resistant stainless steel to prolong blade life. Recommended for cutting wood, cutting into walls that contain wood, constructing your own hunting tree stand, cutting firewood to size and clearing brush and forestry.
CAT. NO. 1 PER PACK	CAT. NO. 3 PER PACK	GRIT TYPE		LENGTH x WIDTH x THICKNESS	RECOMMENDED FOR CUTTING:
					TUNGSTEN CARBIDE BLADES
48-02-1400	48-00-1400	COARSE GRIT		4 x 3/4 x .032	For cutting hardwood flooring, cast iron, fiberglass, ceramic tiles, stone, brick, plaster and marble.
48-02-1410	48-00-1410	MEDIUM GRIT		3-1/2 x 1/2 x .032	
48-02-1420	48-00-1420	COARSE GRIT		6 x 3/4 x .032	
48-02-1430	48-00-1430	COARSE GRIT		9 x 3/4 x .039	



SUPER SAWZALL® 11-BLADE ASSORTMENT

49-22-1127 Includes one each of blades 5031, 5036, 5041, 5091, 5092, 5093, 5094, 5162, 5182, 5184 and 5186. Reusable vinyl sleeve.

SUPER SAWZALL® 7-BLADE ASSORTMENT

49-22-1126 Includes one each of 5162, 5182, 5184, 5091, 5092, 5031 and 5041. Packaged in reusable vinyl sleeve.

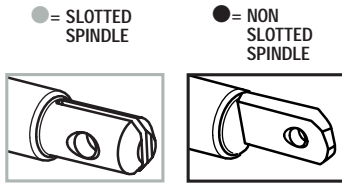
THE AX™/THE TORCH® 5-BLADE COMBINATION PACK

49-22-5712 Includes 2-Ax blades 48-00-5021 and 3-Torch Blades: 48-00-5712, 48-00-5782 and 48-00-5784



HEAVY-DUTY SAWZALL® RECIP SAW ACCESSORIES

THIS IS A
REPLACEMENT
PART TABLE FOR
ANY SAWZALL
RECIP SAW WITH
A KEYPED CLAMP



	TOOL/NUMBERS SUPER SAWZALL®				TOOL/NUMBERS SAWZALL PLUS®			TOOL/NUMBERS SAWZALL®							
	6527-6	6528-6	6537-6	6537-22	6517-20	6518-6	6519-21	6507-6	6507-20	6507-21	6509-6	6509-20	6509-21	6511-6	6535-6
HEX KEYS															
49-96-0090	●	●	●	●											
49-96-0070					●	●	●	●	●	●	●	●	●	●	●
HEX KEY HOLDER															
48-66-4080	●●	●●	●●	●●	●●	●●	●●	●●	●●	●●	●●	●●	●●	●●	●●
HEX KEY, SCREW AND CLAMP KITS															
49-22-5010	●	●	●	●											
49-22-5014						●									
49-22-5012								●	●	●				●	●
49-22-5080								●	●	●				●	
49-22-5016*	●	●													
HEX KEY AND SCREW KIT															
49-22-5050								●	●	●				●	●
BLADE CLAMPS, KITS AND SCREWS															
42-68-0677	●	●	●	●											
42-68-0682	●	●													
42-68-0676						●									
42-68-0073								●	●	●				●	●
49-22-5030	●	●	●	●											
49-22-5032						●									
20 MM BLADE CLAMPS AND KITS															
49-22-5000	●	●	●	●											
49-22-5002						●									
49-22-5004*	●	●				●									
OFFSET BLADE ADAPTERS															
48-03-2010	●	●	●	●											
48-03-2000								●	●	●				●	●

* For conversion of keyless clamp models (6509-22, 6519-22, 6521-21, 6524-21, 6537-22, 6523-21 and 6536-21) to keyed clamps use kit no. 49-22-5016 (1/2") or 49-22-5004 (20 mm)



HEAVY-DUTY SAWZALL® RECIP SAW ACCESSORIES



STEEL CARRYING CASES

20-gauge steel case features large storage area for extra Sawzall® Blades and accessories. Designed to fit with up to 6" blade installed.

48-55-1535 Case fits all 4 Sawzall® families

IMPACT RESISTANT CARRYING CASE

Heavy-duty blow-molded polyethylene construction. Heavy-duty all metal latches and pinned hinges. Convenient on-board hex key storage. and accessory storage.

48-55-2055 Case is designed to fit all Sawzalls.

PIPE CLAMP SYSTEM

49-22-1012 Works with pipes up to 4" in diameter. For use with all Super Sawzall® models. To use with Sawzall Plus models, additional Pipe Clamp Adapter 45-16-0605 is required.

PIPE CLAMP ADAPTER

45-16-0605 Fits the 6517-6, 6517-20, 6518-6 and 6519-21. For use with the 49-22-1012 pipe clamp system.

ORBITAL PIPE CLAMP SYSTEM

49-22-1014 Includes shoe post 45-16-0613. Works with pipes up to 4" diameter. For use with 6521-21.

49-22-1016 For use with Model No. 6523-21, 6536-21, 6519-21 & 0719-22. Pipe Clamp System for precise, fast, and easy pipe cutting applications up to 4" diameter. Includes shoe post 45-16-0604.



3-WIRE QUIK-LOK® CORD SETS



48-76-4008 8' Quik-Lok
48-76-4025 25' Quik-Lok
48-76-4108 8' Quik-Lok w/ Twist Lock Plug
48-76-4125 25' Quik-Lok w/ Twist Lock Plug



2-WIRE QUIK-LOK® CORD SETS

For use with 6521-21 and 6523-21

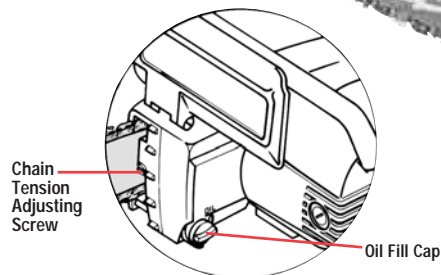


48-76-5010 10' Quik-Lok.
48-76-5025 25' Quik-Lok.

HEAVY-DUTY ELECTRIC CHAIN SAW

6215

- 16" BAR
- 1800 FEET PER MINUTE CHAIN SPEED
- POWERFUL 2-1/4 MAX. H.P. MOTOR



- Lightweight
- Quiet, Smooth Running Motor
- Instant Starting Even In Freezing Temperatures
- No Flammable Fuel Required – No Engine Exhaust
- Automatic Oiling
6.5 oz. capacity. Sufficient for 1 hour of continuous operation.
- Adjustable Clutch
Protects motor and mechanism from harmful binding.
- Sprocket Nose Bar For Reduced Friction
- Handguard Actuated Brake With Resettable Lockout Switch
- Low Kickback Bar And Chain Combination
- Convenient Brush Replacement
- Easy Chain Adjustment
Simply loosen one nut and adjust.

ACCESSORIES



48-58-0030 3/8" (9.5 mm) Pitch Chain
48-09-5051 16" (406 mm) Guide Bar
49-96-7630 13 mm Open End Wrench
49-62-0150 Scabbard
49-80-2000 Screwdriver

SPECIFICATIONS


CATALOG NUMBER	BAR SIZE	VOLTS AC ONLY	AMPS	CHAIN SPEED	OIL TANK CAPACITY	NET. WGT. LBS.	SHIP. WGT. LBS.
6215•	16" (406 mm)	120	13.0	1800 FPM	6-1/2 OZ. (190 ML)	11.3	14.0

STANDARD EQUIPMENT: Chain Saw, 16" (406 mm) Sprocket Tip Bar, 3/8" (9.5 mm) Pitch Chain, 13 mm Wrench, Screwdriver and Scabbard. • Not Available in Canada.



HEAVY-DUTY JOB SAW, JOB SAW BLADES AND HACK SAW BLADES

HEAVY-DUTY JOB SAW™



QUIK-LOK™ JOB SAW™ 48-08-0401

- Accepts Any 1/2" Tang Reciprocating Saw Blade
- Handy, Versatile Quik-Lok Blade Clamp*
- Ergonomic Handle Shape
- Soft Grip Handle
- 6-3/4" Long Without Blade
- Use To Cut Apart Boxes, Foam, Insulation, Cutting Shingles, Linoleum, Carpet Or Vinyl
- Ideal for Campsite/Hunting Use, Drywall Cutouts, Pruning And General Sawing
- Weighs .5 lbs And Comes With 1 Blade

*Patented

Hanger Hole for Quick, Convenient Storage

Threaded End For Extension Pole Use



CATALOG NUMBER	DESCRIPTION	RECOMMENDED USE
① 48-08-0424 *	HUNTING KNIFE	General hunting and campsite cutting.
② 48-08-0418 *	LINOLEUM KNIFE	Cuts linoleum, ceiling tile, carpet, vinyl.
③ 48-08-0425 *	GROUT RAKER	Removes grout between tiles.
④ 48-08-0415 *	CARBIDE GROUT BLADE	Removes grout between tiles.
⑤ 48-08-0416 *	PUTTY KNIFE	Cleans windows, joints, seams. spreads putty, glue, adhesives.
⑥ 48-08-0423 *	UTILITY BLADE	Cuts ceiling tile, soft wood, soft rubber, soft plastics, cardboard.
⑦ 48-08-0420	WAVY KNIFE	Cuts cardboard, foam, insulation, soft rubber, vinyl.
⑧ 48-08-0419	STRAIGHT KNIFE	Cuts cardboard, foam, insulation, soft rubber, vinyl.
⑨ 48-08-0417 *	PAINT SCRAPER	Removes loose paint and adhesives.
⑩ 48-08-0422 *	ROOFER'S BLADE	Cuts shingles, tar paper.

* NOT FOR USE WITH RECIPROCATING SAW!

11-PIECE UTILITY KIT

48-08-0405 Includes 1 each of 10 blades plus job saw handle in carrying case.

REPLACEMENT CARRYING CASE

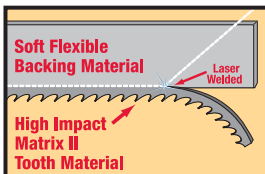
48-55-0505

SHEATH

48-08-0510



HEAVY-DUTY HACK SAW BLADES



MILWAUKEE SUPER-TOUGH™ BI-METAL BLADES

- Outlast Conventional Blades Up To 3 Times Longer
- Requires Fewer Blade Changes
- Can Be Used In Any Hack Saw Frame But Performs Better Under High Tension Of Bi-Metal Frame.

- Cuts Cast Iron, Ceramic Tile, Fiberglass, Slate, Brick And Marble

CATALOG NUMBER	LENGTH	TPI	GRIT	QTY/PACK
48-43-0200	12"	HACK	MED	1
48-43-0250	12"	ROD	N/A	1



CATALOG NUMBER	LENGTH	TEETH PER INCH	SET	QUANTITY PER PACK
48-43-0600	12"	14	RAKER	10
48-43-0610	12"	18	RAKER	10
48-43-0620	12"	24	WAVY	10
48-43-0630	12"	32	WAVY	10





HEAVY-DUTY PORTABLE ELECTRIC BAND SAWS

6225

- TWO SPEED
- 120 AC ONLY



6226

- TWO SPEED
- 120 AC ONLY



6230

- TRIGGER SPEED CONTROL
- 120V AC ONLY



6232-6

- TRIGGER SPEED CONTROL
- 120V AC ONLY



6236

- TWO SPEED
- 120V AC/DC



6238

- TWO SPEED
- 120V AC/DC



- **Powerful Motor With Long Life Brushes And High Output Fans**
Provides high performance for the toughest cutting operations.
- **Optimum Speed Range**
Cuts pipes, bolts, re-bar, angle iron, tracks and other profiles in a variety of materials. All models include Super-Tough® Bi-Metal blades.
- **All Models Use Standard 44-7/8" x 1/2" .020" Band Saw Blades**
- **All Ball And Roller Bearing Construction For Smooth, Durable Operation**
- **High Torque Worm Gear And Chain Drive Mechanism**
For optimum motor torque transfer and durability. Self-lubricated for maximum wear resistance.
- **Excellent Balance**
Center of gravity located directly over blade results in straighter cuts while reducing operator fatigue. Front T-handle provides superior control.
- **Open Line Of Sight For More Accurate Cut**
- **Blade Tightening Lever**
Long life cam provides quick and easy blade changes.

6230, 6232-6, 6236 AND 6238 FEATURES

- **Large 4-3/4" x 4-3/4" Capacity**

SPECIFICATIONS

CATALOG NUMBER	NO LOAD SURFACE FT. PER MIN.	VOLTS	AMPS	CAPACITY ROUND STOCK	CAPACITY RECTANGULAR STOCK	LENGTH	NET WGT. LBS.	SHIP. WGT. LBS.
6225	250/200	120 AC ONLY	6.0/5.0	3-1/2"	3-1/2" x 4-1/2"	20"	16.0	20.0
6226	250/200	120 AC ONLY	6.0/5.0	3-1/2"	3-1/2" x 4-1/2"	20"	23.5	27.5
6230	0-350	120 AC ONLY	6.0	4-3/4"	4-3/4" x 4-3/4"	19-3/4"	17.0	21.5
6232-6	0-350	120 AC ONLY	6.0	4-3/4"	4-3/4" x 4-3/4"	19-3/4"	24.5	29.0
6236	350/250	120 AC/DC	6.0/5.0	4-3/4"	4-3/4" x 4-3/4"	19-3/4"	17.0	22.0
6238	350/250	120 AC/DC	6.0/5.0	4-3/4"	4-3/4" x 4-3/4"	19-3/4"	24.5	30.0

STANDARD EQUIPMENT: FOR 6225 – One 14-Tooth Super-Tough® Bi-Metal Blade 48-39-0510. FOR 6226 – One 14-Tooth Super-Tough® Bi-Metal Blade 48-39-0510 And Impact Resistant Carrying Case 48-55-6200. FOR 6230 AND 6236 – One 14-Tooth Super-Tough® Bi-Metal Blade 48-39-0510. FOR 6232-6 AND 6238 – One 14-Tooth Super-Tough® Bi-Metal Blade 48-39-0510 And Impact Resistant Carrying Case 48-55-6200.



HEAVY-DUTY BAND SAW BLADES AND ACCESSORIES



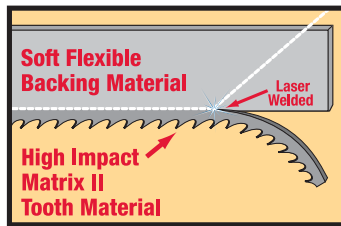
BI-METAL BLADE FEATURES FOR USE WITH MILWAUKEE BAND SAWS USING 44-7/8" X 1/2" X .020 BLADES

10 TEETH/INCH	10/14 TEETH/INCH	14 TEETH/INCH	14/18 TEETH/INCH	18 TEETH/INCH	24 TEETH/INCH
FOR CUTTING STOCK 5/16" to 1/2" *	FOR CUTTING STOCK 3/16" to 1/2" *	FOR CUTTING STOCK 3/16" to 5/16" *	FOR CUTTING STOCK 5/32" to 5/16" *	FOR CUTTING STOCK 5/32" to 3/16" *	FOR CUTTING STOCK up to 5/32" *

* refer to RECOMMENDED USE for type of blades.

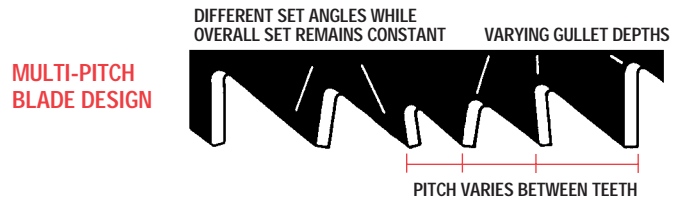
BI-METAL BLADE FEATURES

■ Matrix II High Speed Steel Teeth With 8% Cobalt. For The Fastest Cutting, Longest Blade Life Available.



BI-METAL MILWAUKEE SUPER-TOUGH® Bi-Metal Blades outlast conventional blades up to 3 times, requiring fewer blade changes. Extremely hard and uniform tooth point is electron beam welded to a tough durable backing with high flex life for faster cutting, longer blade life.

BI-METAL MULTI-PITCH BLADES designed with varying set angles and gullet depths to break up the harmonic vibrations generated in cutting, resulting in smoother, quieter cutting and longer blade life.



CATALOG NUMBER	QTY. PER PKG.	DIAMETER OR WALL THICKNESS	TEETH PER INCH	RECOMMENDED USE
48-39-0500	1	5/16" & Up	10	High speed cutting of aluminum, angle iron, bronze, brass, copper, galvanized pipe, mild steel. Tougher steels including stainless, chrome, tungsten steel plus other problem material at slow speed.
48-39-0501	3	5/16" & Up	10	
48-39-0502	100	5/16" & Up	10	
48-39-0510	1	3/16"-5/16"	14	
48-39-0511	3	3/16"-5/16"	14	
48-39-0512	100	3/16"-5/16"	14	
48-39-0520	1	5/32"-3/16"	18	
48-39-0521	3	5/32"-3/16"	18	
48-39-0522	100	5/32"-3/16"	18	
48-39-0530	1	Up to 5/32"	24	
48-39-0531	3	Up to 5/32"	24	
48-39-0532	100	Up to 5/32"	24	

CATALOG NUMBER	QTY. PER PKG.	DIAMETER OR WALL THICKNESS	TEETH PER INCH	RECOMMENDED USE
48-39-0550	1	3/16"-1/2"	10/14	Designed for interrupted cutting applications (tubing, structurals, etc.) Also production cutting of solids in a variety of sizes or shapes
48-39-0551	3	3/16"-1/2"	10/14	
48-39-0552	100	3/16"-1/2"	10/14	
48-39-0560	1	5/32"-5/16"	14/18	
48-39-0561	3	5/32"-5/16"	14/18	
48-39-0562	100	5/32"-5/16"	14/18	



IMPACT RESISTANT CARRYING CASE

48-55-6200 For all of Milwaukee's electric band saws. Carrying case has interior compartment for blade storage.

TYPE "G" GREASE

49-08-4140 1 lb. can.

REPLACEMENT BLADE PULLEY TIRE

45-69-0020 Two tires per package.

PORTABLE BAND SAW TABLE

48-08-0260 FOR ALL MILWAUKEE BAND SAWS
Converts Milwaukee's portable band saws to stationary units. Can be mounted on a work bench or used on the job with 3/4" diameter pipe for legs (not included). Heavy-duty clamping chain and crank nut easily secures all shapes of material. Net weight 34 lbs.



HEAVY-DUTY 15.0 AMP TILT-LOK™ 7-1/4" CIRCULAR SAWS

6390-20



6390-21 (KIT)



6394-21 (KIT)



6391-21 (KIT)



- **Exclusive Adjustable Main Handle***
The 8-position locking handle adjusts to the cutting application for maximum comfort and control.
- **15.0 Amp, 3-1/4 Maximum Horsepower Motor**
Most powerful circle saw cuts tough materials including headers, microlams and wet lumber with ease.
- **Maximum Power-To-Weight Ratio**
Lightest 7-1/4", 3-1/4 max HP circular saw.
- **10.4 Lbs. Net Weight (Excludes 6394-21)**
Light weight reduces operator fatigue, maximizes performance and control.
- **Fast, Smooth Adjustments**
Depth lever and bevel adjustments easy to access and operate.
- **Cushion Front Grip*/Rear Handle**
Maximizes comfort and control.
- **50% Bevel Capacity**
- **Maximum Sight Line**
- **Convenient Bevel Scale**
Scale faces operator for quick and accurate bevel adjustment.
- **One-Touch Spindle Lock**
Convenient button on top of saw for easy access.
- **Milwaukee Durability**
Hardened steel helical gears, ball and roller bearings, impact-resistant glass reinforced nylon motor housing, aircraft aluminum shoe, durable, flexible rubber cord set, 22 amp high capacity switch.

*Patented



SPECIFICATIONS

CATALOG NUMBER	BLADE SIZE	VOLTS	AMPS	NO LOAD SPEED RPM	ARBOR	DEPTH OF CUT AT 90°	DEPTH OF CUT AT 50°	DEPTH OF CUT AT 45°	NET WEIGHT LBS.	SHIP. WEIGHT LBS.
6390-20	7-1/4"	120 AC-DC	15.0	5800	5/8"	2-7/16"	1-11/16"	1-13/16"	10.4	14.1
6390-21	7-1/4"	120 AC-DC	15.0	5800	5/8"	2-7/16"	1-11/16"	1-13/16"	10.4	17.5
6391-21	7-1/4"	120 AC-DC	15.0	5800	5/8"	2-7/16"	1-11/16"	1-13/16"	10.4	17.5
6394-21	7-1/4"	120 AC-ONLY	15.0	5800	5/8"	2-7/16"	1-11/16"	1-13/16"	10.6	17.7

STANDARD EQUIPMENT: FOR 6390-20 – Circular Saw with Tilt-Lok Handle, Carbide Blade and Hex Blade Wrench. **FOR 6390-21** – Circular Saw with Tilt-Lok Handle, Carbide Blade, Hex Blade Wrench and Impact Resistant Carrying Case. **FOR 6391-21** – Left Blade Circular Saw with Tilt-Lok Handle, Carbide Blade, Blade Wrench and Impact Resistant Carrying Case. **FOR 6394-21** – Circular Saw with Tilt-Lok Handle, 10' Quik-Lok® Cord, Carbide Blade, Hex Blade Wrench and Impact Resistant Carrying Case.

ACCESSORIES

IMPACT RESISTANT CARRYING CASE

48-55-9166 Standard equipment with 6390-21, 6391-21 and the 6394-21.



QUIK-LOK® CORDS

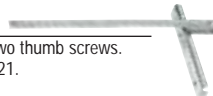
48-76-5110 14 Gauge, 2-wire, 10' Quik-Lok Cord. Standard with the 6394-21.

48-76-5125 14 Gauge, 2-wire, 25' Quik-Lok Cord.



RIP FENCE KIT

49-22-4146 Includes two thumb screws.
49-22-1001 For 6391-21.



RIP GUIDE KIT

49-22-4160 Includes one thumb screw.



HEX BLADE WRENCH

49-96-0345 Standard equipment with 6390-20, 6390-21 and the 6394-21.



9/16" BLADE WRENCH

49-96-6205



ENDURANCE® BLADES

Extra long life, construction and finishing blades. Carbide C3 grade micro ground teeth stay super sharp.



"Y" GREASE 1 LB. CAN (OR) 6 OZ. TUBE

49-08-5275 (Can) 49-08-5270 (Tube)



HEAVY-DUTY 15.0 AMP 7-1/4" CIRCULAR SAWS

6375-20



6375-21 (KIT)



6376-20

• ELECTRIC BRAKE



- **15.0 Amp, 3-1/4 Max HP Milwaukee-Built Motor**
Easily cuts through tough materials including header, microlams and wet lumber without stalling.
- **Constant Handle Position**
Vertical depth adjustment system keeps handle position intact for comfortable operation.
- **Fast, Smooth Adjustments**
Reinforced vertical bracket provides smooth depth adjustment. Oversized knob and lever provides quick, positive locking.
- **Easy-To-Read Scales**
Cast in rip scale in front of shoe measures blade to edge of shoe on both sides for accurate ripping.
- **50 Degree Bevel Capacity**
Extra bevel capacity to cut joists, rafters and trusses for unique roof angles.
- **Extra Wide, Lightweight Shoe**
Extra wide, magnesium shoe provides maximum stability and allows use of clamped saw guide (speed square) without motor interference.
- **Perfect Balance**
Center balanced, saw remains level when balanced with one finger against trigger.
- **Milwaukee Durability**
Hardened steel helical gearing, 100% sealed ball bearings, impact resistant glass reinforced nylon motor housing, magnesium shoe, durable, flexible rubber cord set.



- **FAST, SMOOTH ADJUSTMENTS**
Reinforced vertical bracket provides smooth depth adjustments. Oversize knob and lever provides positive locking. Positioned to maximize line of sight when cutting.



- **ON-BOARD WRENCH**
Built-in wrench storage on shoe speeds blade changes, eliminates lost, misplaced blade wrenches.



- **50° BEVEL CAPACITY**
Ideal for roof rafters, trusses and joists.

SPECIFICATIONS

CATALOG NUMBER	BLADE SIZE	VOLTS	AMPS	NO LOAD SPEED RPM	ARBOR	DEPTH OF CUT AT 90°	DEPTH OF CUT AT 50°	DEPTH OF CUT AT 45°	NET WEIGHT LBS.	SHIP. WEIGHT LBS.
6375-20	7-1/4"	120 AC-DC	15.0	5800	5/8"	2-5/16"	1-5/8"	1-13/16"	11.5	16.5
6375-21	7-1/4"	120 AC-DC	15.0	5800	5/8"	2-5/16"	1-5/8"	1-13/16"	19.5	24.5
6376-20	7-1/4"	120 AC ONLY	15.0	5800	5/8"	2-5/16"	1-5/8"	1-13/16"	11.5	16.5

STANDARD EQUIPMENT: FOR 6375-20 – 7-1/4" Circular Saw and Carbide Blade. FOR 6375-21 – 7-1/4" Circular Saw, Carbide Blade, Rip Fence and Impact Resistant Carrying Case. FOR 6376-20 – 7-1/4" Circular Saw With Electric Brake and Carbide Blade.

ACCESSORIES



IMPACT RESISTANT CARRYING CASE
48-55-9166 Standard equipment with 6375-21.

RIP FENCE KIT
49-22-4146 Includes two thumb screws.

RIP GUIDE KIT
49-22-4160 Includes one thumb screw.

9/16" BLADE WRENCH
49-96-6205



ENDURANCE® BLADES
Extra long life, construction and finishing blades. Carbide C3 grade micro ground teeth stay super sharp.



"Y" GREASE 1 LB. CAN (OR) 6 OZ. TUBE
49-08-5275 (Can) 49-08-5270 (Tube)



HEAVY-DUTY 15.0 AMP CIRCULAR SAWS

6405-6



- Smooth Height And Angle Adjustments
- All Ball And Roller Bearings
- Hardened Steel Helical Gearing
- External Brushes For Fast And Easy Replacement
- 45° Bevel Capacity
- Extra Long, 9' Flexible Rubber Cord
- Impact-Resistant, Glass Reinforced Nylon Motor Hosing
- Lower Guard Contour Lip Design For Retraction

EXCLUSIVE 6405-6 FEATURES

- 15.0 Amp Milwaukee-Built Motor
- Spindle Lock For Fast And Easy Blade Replacement
- Lightweight, Durable Aluminum Shoe

6460



EXCLUSIVE 6460 FEATURES

- 15.0 Amp Milwaukee-Built Motor
- Extreme Cut Capacity (Cuts 4x4's)
- Rigid Steel Shoe For Extra Strength

SPECIFICATIONS

CATALOG NUMBER	BLADE SIZE	VOLTS	AMPS	NO LOAD SPEED RPM	ARBOR	DEPTH OF CUT AT 90°	DEPTH OF CUT AT 45°	NET WEIGHT LBS.	SHIP. WEIGHT LBS.
6405-6	8-1/4"	120 AC-DC	15.0	5800	5/8"	2-3/4"	2-1/8"	13.0	18.0
6460	10-1/4"	120 AC-DC	15.0	5200	5/8"	15/16" to 3-13/16"	5/8" to 2-3/4"	19.5	38.0

STANDARD EQUIPMENT: FOR 6405-6 – 15.0 Amp Circular Saw, Framing/Rip Saw Blade and 9/16" Wrench. FOR 6460 – 15.0 Amp Circular Saw, Steel Carrying Case, 9/16" Wrench, Rip Fence, Combination/Rip Saw Blade, Auxiliary Handle And Steel Carrying Case 48-55-1170.

ACCESSORIES

STEEL CARRYING CASES

- 48-55-1150 For 6405-6.
- 48-55-1170 For 6460. (Included)



9/16" BLADE WRENCH

49-96-6205



RIP FENCE KIT

49-22-4146 Includes two thumb screws.



"Y" GREASE 1 LB. CAN

49-08-5275

ENDURANCE® BLADES

Extra long life, construction and finishing blades. Carbide C3 grade micro ground teeth stay super sharp.





HEAVY-DUTY 15.0 AMP 7-1/4" & 8-1/4" WORM DRIVE SAWS

6377-6



STEEL SHOE

- **15.0 Amp Milwaukee Motor**
Easily cuts through tough materials including headers, microlams and wet lumber without stalling.
- **Fast, Smooth Adjustments**
Depth lever and bevel adjustments easy to access and operate.
- **Maximum Sight Line**
Left blade design allows for maximum cut visibility.
- **Maximum Control**
Two-handle design (auxiliary handle) and enhanced weight provide increased control and stability.
- **45° Bevel Capacity**
- **External Brushes**
For fast and easy replacement.
- **Spindle Lock**
For fast and easy blade replacements.
- **Heavy-Duty Worm Gears**
Hardened steel worm gearing for maximum torque in the toughest applications.
- **Extra Long, 9' Flexible Rubber Cord**
- **Rigid Steel Shoe**
Provides maximum strength.

6378



STEEL SHOE

ACCESSORIES



STEEL CARRYING CASE
48-55-1101

RIP FENCE KIT
49-22-4210 Includes thumb screw No. 06-87-2450

9/16" BLADE WRENCH
49-96-6205

WORM DRIVE SAW OIL
49-32-0050 1/2 pint oil

SPECIFICATIONS

CATALOG NUMBER	BLADE SIZE	VOLTS AC-DC	AMPS	NO LOAD SPEED RPM	ARBOR	DEPTH OF CUT AT 90°	MAX. DEPTH OF CUT AT 45°	NET WEIGHT LBS.	SHIP. WEIGHT LBS.
6377-6	7-1/4"	120	15.0	4400	DIAMOND	0 to 2-3/8"	0 to 1-7/8"	16.8	19.8
6378	8-1/4"	120	15.0	4400	DIAMOND	0 to 2-7/8"	0 to 2-1/4"	17.3	20.3

STANDARD EQUIPMENT: For 6377-6 – 7-1/4" Worm Drive Saw, Combination Blade and 9/16" Wrench. For 6378 – 8-1/4" Worm Drive Saw, Combination Blade and 9/16" Wrench.



HEAVY-DUTY 10" MAGNUM® SLIDE COMPOUND MITER SAW

6497-6


- INCLUDES 10" 80-TOOTH CARBIDE-TIPPED BLADE, EXTENSION W/STOP GAUGE, VISE, DUST BAG AND BLADE WRENCH



Flip fence can be easily turned around for either miter or compound cuts.



Extra tall Patented Flip Fence for either compound or miter cutting. Base extension on left side for additional work support.



Patented Detent Override Mechanism makes fine adjustment of miter angles easy especially when near a detent.



High Visibility Scale for easy bevel angle adjustment.

- **Heavy-Duty 15.0 Amp Motor**
For fast accurate cutting through the toughest materials.
- **Machined Slide Mechanism**
Dual offset hardened steel guide tubes allow precise cutting performance.
- **Bevel Adjustment On All Ball Bearings**
For ensured precision. Non-slip locking system.
- **Roller Bearing Miter Table System**
Miter table rotates on roller bearings rather than metal stampings for smooth operation.
- **Patented Detent Override Mechanism***
Allows for fine adjustment of miter angles within 1 degree of detents.
- **Unique Bevel Angle Over Travel Mechanism**
Two positive spring-loaded bevel stops at 0° and 45° allow for several degrees of overtravel up to 48° on the left and -3° on the right.
- **High Visibility Bevel Scale For Fast And Accurate Bevel Adjustments**
- **Wide Angle Capacity For Maximum Productivity**

Wide Miter Angle Range: Miters 51° to the Left, 59° to the Right.

Wide Bevel Angle Range: Bevels 48° to the Left, 3° to the Right.

- **Positive Detents For Quick, Accurate Cuts**
Positive Miter Detents: 0°, 15°, 22.5°, 30° and 45° Left & Right
Positive Bevel Detents: 0° and 45° Left
- **Electric Brake Eliminates Free Blade Spin**
- **Saw Head Lock For Convenient And Reliable Transportation**
- **Automatic Retracting Lower Blade Guard***
For high blade visibility and increased capacity.
- **Hardened Steel Helical Gearing**
- **Impact Resistant Glass Reinforced Nylon Motor Housing**
- **Die Cast, Machined Aluminum Construction**
Machined miter table and base for long life.
- **Cutting Capacities**

<i>Vertical Capacity (Baseboard against fence)</i>	4-1/4"
<i>Vertical Capacity (Crown Molding nested vertically)</i>	5-1/2"
<i>Horizontal Capacity (Baseboard lying flat)</i>	12-3/8"
Dimensional Lumber	
<i>0° Miter/0° Bevel Cross-Cut</i>	4" x 12"
<i>45° Miter/0° Bevel Cut</i>	4" x 8"
<i>Max 0° Miter/45° Bevel Compound Cut</i>	2" x 10"
<i>Max 45° Miter/45° Bevel Compound Cut</i>	2" x 8"

*Patented

SPECIFICATIONS

CATALOG NUMBER	VOLTS AC ONLY	AMPS	NO LOAD RPM	ARBOR	NET WGT. LBS.	SHIP.WGT. LBS.
6497-6	120	15.0	4800	5/8"	55.5	66.5

STANDARD EQUIPMENT: 6497-6 Includes 80 Tooth 10" Carbide-Tipped Blade, Extension with Stop Gauge 49-52-0110, Vise 49-52-0310, Dust Bag 48-09-1025 and Blade Wrench.

ENDURANCE® BLADES

Extra long life, construction and finishing blades. Carbide C3 grade micro ground teeth stay super sharp.





HEAVY-DUTY 10" MAGNUM® COMPOUND MITER SAW

6494-6

- INCLUDES 10" CARBIDE-TIPPED BLADE
DUST BAG AND BLADE WRENCH



Flip Fence can be easily turned around for either miter or compound cuts without using tools.



Patented Detent Override Mechanism makes fine adjustment of miter angles easy especially when near a detent.

- **Patented Flip Fence**
Extra tall 3-1/2" Flip Fence for maximum material support during miter or compound cuts.
- **Heavy-Duty 15.0 Amp Motor**
For fast accurate cutting through the toughest materials.
- **Bevel Adjustment**
For ensured precision. Non-slip locking system.
- **Roller Bearing Miter Table System**
Miter table rotates on roller bearings rather than metal stampings for smooth operation.
- **Patented Detent Override Mechanism***
Allows for fine adjustment of miter angles within 1 degree of detents.
- **High Visibility Bevel Scale For Fast And Accurate Bevel Adjustments**
- **Wide Angle Capacity For Maximum Productivity**
Wide Miter Angle Range: Miters 51° to the Left, 59° to the Right.
Wide Bevel Angle Range: Bevels 48° to the Left, 3° to the Right.
- **Positive Detents For Quick, Accurate Cuts**
Positive Miter Detents: 0°, 15°, 22.5°, 30° and 45° Left & Right
- **Electric Brake Eliminates Free Blade Spin**
- **Saw Head Lock For Convenient And Reliable Transportation**
- **Automatic Retracting Lower Blade Guard***
For high blade visibility and increased capacity.
- **Hardened Steel Helical Gearing**
- **Impact Resistant Glass Reinforced Nylon Motor Housing**
- **Die Cast, Machined Aluminum Construction**
- **Cutting Capacities**

<i>Vertical Capacity (Baseboard against fence)</i>	4-1/4"
<i>Vertical Capacity (Crown Molding nested vertically)</i>	5-1/2"
<i>Horizontal Capacity (Baseboard lying flat)</i>	5-9/16"

Dimensional Lumber

<i>0° Miter/0° Bevel Cross-Cut</i>	4" x 4"
<i>0° Miter/0° Bevel Cross-Cut (Max Width)</i>	2" x 6"
<i>45° Miter/0° Bevel Cut</i>	2" x 4"
<i>Max 0° Miter/45° Bevel Compound Cut</i>	2" x 6"
<i>Max 45° Miter/45° Bevel Compound Cut</i>	2" x 4"

SPECIFICATIONS

CATALOG NUMBER	VOLTS AC ONLY	AMPS	NO LOAD RPMS	ARBOR	NET WGT. LBS.	SHIP WGT. LBS.
6494-6	120	15.0	4800	5/8"	37.5	43.0

STANDARD EQUIPMENT: 6494-6: 10" Carbide Tipped Blade, Dust Bag and Blade Wrench.

*Patented

Machined miter table and base for long life.

ACCESSORIES

GUIDE ROD ASSEMBLIES

49-52-0110 For use with 6494-6, 6496-6, 6497-6



KERF PLATES

- 49-42-0110 For use with 6490-6
- 49-52-0400 For use with 6494-6
- 49-52-0405 For use with 6496-6 and 6497-6



WISE

49-52-0310 For all Miter Saws



DUST BAG

48-09-1025 Standard equipment included with all Miter Saws.



ENDURANCE® BLADES

Extra long life, construction and finishing blades. Carbide C3 grade micro ground teeth stay super sharp.





HEAVY-DUTY 10" MAGNUM® MITER SAW

6490-6

- INCLUDES
10" CARBIDE TIPPED BLADE
DUST BAG AND
BLADE WRENCH



Patented Detent Override Mechanism makes fine adjustment of miter angles easy especially when near a detent. Die cast, two-color miter scale for quick and precise cuts.

- **Heavy-Duty 15.0 Amp Motor**
For fast accurate cutting through the toughest materials.
- **Roller Bearing Miter Table System**
Miter table rotates on roller bearings rather than metal stampings for smooth operation.
- **Patented Detent Override Mechanism***
Allows for fine adjustment of miter angles within 1 degree of detents.
- **Wide Angle Capacity For Maximum Productivity**
Wide Miter Angle Range: Meters 51° to the Left, 59° to the Right.
- **Positive Detents For Quick, Accurate Cuts**
Positive Miter Detents: 0°, 15°, 22.5°, 30° and 45° Left & Right.
- **Electric Brake Eliminates Free Blade Spin**
- **Saw Head Lock For Convenient And Reliable Transportation**
- **Automatic Retracting Lower Blade Guard***
For high blade visibility and increased capacity.
- **Hardened Steel Helical Gearing**
- **Impact Resistant Glass Reinforced Nylon Motor Housing**
- **Die Cast, Machined Aluminum Construction**
- **Cutting Capacities**

Vertical Capacity (Baseboard against fence) 4-1/4"
Vertical Capacity (Crown Molding nested vertically) 5-1/2"
Horizontal Capacity (Baseboard lying flat) 3-7/8"

Dimensional Lumber

0° Miter/0° Bevel Cross-Cut 4" x 4"
0° Miter/0° Bevel Cross-Cut (Max Width) 2" x 6"
45° Miter/0° Bevel Cut 2" x 4"

*Patented

SPECIFICATIONS

CATALOG NUMBER	VOLTS AC ONLY	AMPS	NO LOAD SPEED (RPM)	ARBOR	NET WGT. LBS.	SHIP. WGT. LBS.
6490-6	120	15.0	4800	5/8"	31.5	37.0

STANDARD EQUIPMENT: 6490-6: 10" Carbide Tipped Blade, Dust Bag and Blade Wrench.

MITER SAW STANDS



CONTRACTOR WORK CENTER

48-08-0450 Includes 4 adjustable riser supports, 2 mounting clamps and hardware.

Hgt. 36", Lgth. 48"-114", Ship. Wgt. 52lbs.



TOOL STAND

48-08-0350 Includes cedar top, two mounting clamps and two riser supports. (Shown above with Sliding Miter Saw 6496-6.)

Hgt. 36", Lgth. 48", Ship. Wgt. 38 lbs.

FOR ALL MITER SAWS INCLUDING COMPOUND SLIDERS

- **Portable Work Center**
- **Tubular Steel Rail Table Legs**
- **Fold-Up, Self Locking Legs**
- **Adjustable Work Supports**
- **Universal Bench Top Tool Mounting Clamps**
- **Durable 16 Ga. Steel Construction**
Hold up to 500 lbs.

RISER SUPPORTS FOR TOOL STANDS

48-08-0360 1 per package. (for 48-08-0350 only).
48-08-0365 1 per package. (for 48-08-0450 only).

MOUNTING CLAMPS FOR TOOL STAND

48-08-0380 2 per package.



HEAVY-DUTY 15.0 AMP, 8" PANEL SAW

THE QUICK AND EASY WAY TO CUT UP TO
4' x 8' SECTIONS OF PANELING TO SIZE

6480-20



PANEL SAW FEATURES

- All Steel Frame, Square Tubing Is Electrically Welded – It Will Not Warp Or Twist
- Innovative horizontal handle for convenient ON/OFF operation
- Heavy-duty commercial-grade paddle switch for durability and long-life
- Cutting Accuracy To Within 1/32" In Either Crosscutting Or Ripping Directions



- Powerful 15.0 Amp Milwaukee Built Motor
- Material Being Ripped Can Move From Either Right Or Left Side
- Retractable Counter-Weight Assists In Smooth Pull Down And Return Of Saw Carriage
- Power Unit Can Be Easily Changed From Crosscutting To Ripping
- Removable Blade Guard For Easy Blade Changes
- Saw Carriage Moves Up And Down On Graphite Impregnated Nylon Roller Bearings Which Require No Lubrication
- Vertical And Horizontal Scales Provide Quick And Accurately Measured Cuts
- Heavy-Duty All Ball And Roller Bearing Power Unit
- Smooth Acting Roller Mechanism Allows Heavy Material To Gently Roll Through Machine
- Comes Complete With Rugged, Self-Support Stand That Folds Into The Unit For Easy Portability
- The Perfect Tool For:
 - Lumber Yards
 - Building Contractors
 - Building Material Suppliers
 - Cabinet Shops
 - Remodelers
 - Sign Shops
 - Rental Outlets

SPECIFICATIONS

CAT. NO.	AMPS	NO LOAD SPEED RPM	BLADE SIZE	ARBOR SIZE	CAPACITY (INCHES) THICKNESS	HEIGHT	OVERALL HEIGHT (IN.)	OVERALL LENGTH (IN.)	NET WGT. LBS.	SHIP. WGT. LBS.
6480-20	15.0	5800	8-1/4"	5/8"	1-3/4"	50	70	60	170.0	175.0

STANDARD EQUIPMENT: FOR 6480-20 – Includes one 48-40-4152 Endurance Trim/Finish Saw Blade and On-Board Blade Wrench.
NOTE: This model is not recommended for panels larger than 4' x 8' and Accessory Extension Kit 49-22-8108 is recommended for ripping panels over 6' long.

ACCESSORIES

A. HOLD DOWN BAR KIT

49-22-8100 Holds thin, flexible material in place.

B. QUICK STOP GAUGING KIT

49-22-8102 Allows you to quickly and accurately position a sliding aluminum stop block without the need for a wrench. Best suited when custom cutting dimensions are always changing.

C. DUST COLLECTING KIT

Self-contained kit collects dust and debris. Consists of blade guard, dust tube, vinyl hose and roller assembly. Vacuum not included.

49-22-8105 For 6480-20.

D. WHEEL KIT

49-22-8106 Includes two wheels and allows the Panel Saw to be wheeled from one location to another.

E. EXTENSION KIT

49-22-8108 Should be purchased whenever material over 6' in length will be cut frequently. Extends the roller material carriage 18" on each end, making the overall roller material carriage 8' in length.

F. MID-WAY FENCE KIT

49-22-8110 Allows you to cut small panels waist high on the panel saw frame. System includes both right and left hand sides. 30" rulers, a manual stop block and quick change wood fences.

MOTOR UPGRADE KIT FOR 6480

48-50-0030 Includes 15.0 Amp motor, 20.0 Amp paddle switch, handle, blade guard, saw base and mounting hardware.


REPLACEMENT 15A MOTOR ASSEMBLY

6486-20 For panel saw 6480-20. Includes motor unit, industrial switch and mounting brackets.

ENDURANCE® BLADES

Extra long life, construction and finishing blades. Carbide C3 grade micro ground teeth stay super sharp.

CAT NO.	DESCRIPTION	NO. OF TEETH	KERF THICKNESS
48-40-4148	Framing/Ripping	18	.071"
48-40-4150	Rip/Crosscut	24	.071"
48-40-4152	Trim/Finish	40	.071"
48-40-4154	Rip/Crosscut	24	.122"
48-40-4156	Trim/Finish	40	.122"
48-40-4158	Trim/Finish	60	.122"



HEAVY-DUTY ENDURANCE® BLADES

CONSTRUCTION AND FINISHING ENDURANCE BLADES

CATALOG NUMBER	NUMBER OF TEETH	MAX RPM	TOOTH MATERIAL	DESCRIPTION	KERF THICKNESS
5-3/8" BLADE-LEFT					
48-40-4100 [†]	18	7000	Carbide	Framing/Ripping	.063"
48-40-4104 [†]	36	7000	Carbide	Trim/Finish	.063"
6-1/2" BLADE-LEFT					
48-40-4108*	24	7000	Carbide	Framing/Ripping	.063"
48-40-4112*	40	7000	Carbide	Trim/Finish	.063"
7-1/4" BLADE-LEFT					
48-40-4115<>	16	7000	Carbide	Framing/Ripping	.071"
48-40-4119<>	24	7000	Carbide	Rip/Crosscut	.071"
48-40-4125<>	40	7000	Carbide	Trim/Finish	.071"
7-1/4" BLADE-RIGHT					
48-40-4116<>	16	7000	Carbide	Framing/Ripping	.071"
48-40-4120<>	24	7000	Carbide	Rip/Crosscut	.071"
48-40-4126<>	40	7000	Carbide	Trim/Finish	.071"
48-40-4128<>	24	7000	Carbide	Rip/Crosscut	.106"
48-40-4130<>	40	7000	Carbide	Trim/Finish	.106"
48-40-4132<>	48	7000	Carbide	Non-Ferrous Metal Cut	.106"
48-40-4134	26	7000	Steel	Rip/Crosscut	.106"
48-40-4136	40	7000	Steel	Rip/Crosscut	.106"
48-40-4138	140	7000	Steel	Plywood/Paneling	.106"
48-40-4140<>	-	7000	Steel	Ferrous Metal Cut	.106"
8-1/4" BLADE-RIGHT					
48-40-4148<>	18	7000	Carbide	Framing/Ripping	.071"
48-40-4150<>	24	7000	Carbide	Rip/Crosscut	.071"
48-40-4152<>	40	7000	Carbide	Trim/Finish	.071"
48-40-4154<>	24	7000	Carbide	Rip/Crosscut	.122"
48-40-4156<>	40	7000	Carbide	Trim/Finish	.122"
48-40-4158	60	7000	Carbide	Trim/Finish	.122"
10" BLADE-RIGHT					
48-40-4160	24	6000	Carbide	Framing/Ripping	.122"
48-40-4162	40	6000	Carbide	Trim/Finish	.122"
48-40-4164	60	6000	Carbide	Trim/Finish	.122"
48-40-4166	80	6000	Carbide	Trim/Finish	.122"
48-40-4168	80	6000	Carbide	Non-Ferrous Metal Cut	.122"
10-1/4" BLADE-RIGHT					
48-40-4170	28	6000	Carbide	Rip/Crosscut	.122"
48-40-4172	40	6000	Carbide	Trim/Finish	.122"

ENDURANCE®

- Extra Long Life
- Fast Cutting
- Straight Accurate Cuts
- Regular Or Thin Kerf
- Resists Bending And Twisting



<> Includes diamond knockout

[†] 10mm arbor hole. All others have 5/8" arbor holes.

* Alternate Top Bevel (ATB) produces a high quality finish cut.



HEAVY-DUTY METAL AND FIBER CEMENT SAW BLADES

6-1/2", 8" AND 14" DRY CUT METAL AND FIBER CEMENT SAW BLADES

ENDURANCE



CATALOG NUMBER	DIAMETER	TEETH	MAX. RPM	TOOTH CARBIDE	KERF THICKNESS	APPLICATIONS				HOOK ANGLE
						CUTS FERROUS METALS	CUTS ALUMINUM	CUTS BRASS	FIBER CEMENT	
48-40-4005 ^{*1}	6-1/2" (165 mm)	60	4200	YES	.075"		YES	YES	YES	3
48-40-4015 ¹	6-1/2" (165 mm)	48	4200	YES	.063"	YES				0
48-40-4025 ^{*1}	6-1/2" (165 mm)	40	7000	YES	.063"				YES	
48-40-4515 ²	8" (203 mm)	42	5000	YES	.073"	YES	YES	YES	YES	0
48-40-4520 ²	8" (203 mm)	50	5000	YES	.073"	YES	YES	YES		-3
48-40-4505 ³	14" (356 mm)	72	1800	YES	.084"	YES				0
48-40-4510 ³	14" (356 mm)	90	1800	YES	.084"	YES			YES	10

- Special resin-flooded vibration dampening slots reduce blade noise and "chatter", producing cooler, more accurate cuts.
- ATB (Alternate Tooth Bevel) design provides ideal balance between cutting performance (speed/aggressiveness) and blade life.
- Rake angle optimized for recommended application material and thickness.
- Deep gullets provide rapid exit point for cut waste, provided faster cuts.

<> Includes diamond knockout
 * Alternate Top Bevel (ATB) produces a high quality finish cut.
 1 Fits on Cordless Metal Cutting Saw models 6320-20 and 6320-21.
 2 Fits on 8" Metal Cutting Saw model 6370-20.
 3 Fits on 14" Dry Cut-Off Machine model 6190-20.

HEAVY-DUTY DIAMOND BLADES AND ABRASIVE CUTTING WHEELS

DRY CUTTING DIAMOND BLADES



Use on 7-1/4" and 8-1/4" circle saws or 7" and 9" grinders with appropriate Type 1 guards. See page 155 for appropriate guard set-up.

PRECISION SHARPENED, CHROME PLATED, SMOOTH CUTTING

	CATALOG NUMBER	BLADE DIA. INCHES	RIM THICKNESS	DESCRIPTION	ARBOR HOLE INCHES	MAXIMUM RPM
A	49-93-8020	7	.095	Continuous Rim	5/8", 7/8" or Diamond Knockout	7500
B	49-93-8025	8	.102	Continuous Rim	5/8", 7/8" or Diamond Knockout	7500

TYPE 1 PREMIUM ABRASIVE CUT-OFF WHEELS



TYPE 1 PREMIUM ABRASIVE CUT-OFF WHEELS FOR 7-1/4" CIRCULAR SAWS

High performance abrasive wheels specifically designed for use on 7-1/4" Circular Saws. Premium quality abrasive formulations for cutting applications in metal and masonry.

CAT. NO.	DIA.	THICKNESS	ARBOR DIA.	ABRASIVE TYPE	ABRASIVE SPECS.	APPLICATION	MAX. RPM SPEED	CASE QTY.
49-94-7050	7"	3/32"	5/8" <>	Aluminum Oxide	A24R	GENERAL PURPOSE-METAL	8730	25
49-94-7055	7"	1/8"	5/8" <>	Silicon Carbide	C24T	MASONRY	8730	25

<> Includes diamond knockout



HEAVY-DUTY T-SHANK ORBITAL JIG SAWS

NEW

6268-21 (KIT)

- VARIABLE SPEED TRIGGER
- 6.5 AMPS
- 0-3000 SPM



- Heavy-Duty All Metal Gear Case
- 4-Position Orbital Selection Lever For Fast Ripping Or Precise Cutting
- Patented Quik-Lok Blade Change System
- Power Lock-On
- 9.5' Rubber Cord
- Counter Balance Mechanism For Smooth Operation
- Baffle Control With 10-Setting Dust Blower Adjustment
- 7-Setting Speed Dial Control (500-3000 SPM) For Cutting A Variety Of Materials (Dial is on trigger on model 6268-21)
- Die Cast Aluminum Shoe For Strength And Durability, With Plastic Shoe Cover That Won't Mar Surfaces
- Keyless Bevel Shoe Adjustment - 45 Degrees In Both Directions
- Built-in Dust Collection Port Allows Attachment To Vacuum
- Large Convenient On/Off Switch
- Utilizes T-Shank Blades



TOP HANDLE ORBITAL JIG SAW

6266-22 (KIT)

- POWERFUL 6.2 AMP MOTOR
- VARIABLE SPEED CONTROL DIAL



EXCLUSIVE 6268-21 FEATURES

- 6.5 Amp Milwaukee Built Motor
- Variable Speed Trigger For Ultimate Speed Control
- LED Light For Best Visibility Of Cutting Line
- Roller Blade Guide For Blade Stability And Precision Cutting
- 0-3000 Strokes Per Minute, Plus Speed Dial Located In Trigger For Repetitive Cuts.
- 9-Position Dust Blower That Clears Away Chips And Debris
- Cushion Grip For Ultimate User Comfort

EXCLUSIVE 6266-22 AND 6276-21 FEATURES

- 6.2 Amp
- Low Position Roller Guide For Blade Stability And Precision Cutting

BODY GRIP ORBITAL JIG SAW

6276-21

- POWERFUL 6.2 AMP MOTOR
- VARIABLE SPEED CONTROL DIAL



SPECIFICATIONS

CATALOG NUMBER	SPEED TYPE	VOLTS	AMPS	STROKES PER MINUTE	LENGTH INCHES	WIDTH INCHES	HEIGHT INCHES	NET WGT. LBS.*	SHIP. WGT. LBS.
6268-21	VARIABLE TRIGGER	120 AC ONLY	6.5	0-3000	9.5	2-3/4	8-1/4	6.35	8.8
6266-22	VARIABLE DIAL	120 AC ONLY	6.2	500-3000	11-3/4	3	8-7/8	5.3	8.8
6276-21	VARIABLE DIAL	120 AC ONLY	6.2	500-3000	11-3/4	3	7-1/2	5.0	8.4

STANDARD EQUIPMENT: FOR 6268-21 AND 6266-22 Anti-Splintering Device, Two Accessory Blades, Plastic Shoe Cover and Impact Resistant Carrying Case. FOR 6276-21 Anti-Splintering Device, Two Accessory Blades, Plastic Shoe Cover and Impact Resistant Carrying Case.

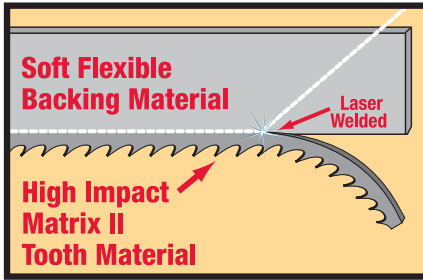
*Includes Cord

ACCESSORIES

USE WITH THESE TOOLS:	6268-21 6276-21 6266-22			DESCRIPTION
	6266-21	6256-6		
ANTI-SPLINTERING DEVICE	48-08-0531	48-08-0530		For clean cutting edge. 3 per package.
PLASTIC SHOE COVER	48-08-0533	48-08-0532		Prevents scratches on delicate surfaces. Quick and easy to mount on tool.
VACUUM MANIFOLD AND HOSE	48-09-1040	48-09-1030		For vacuum assisted dust collection. Quick and easy to fasten on tool. Keeps work piece and air clean of chips and dust.
COMBINATION RIP AND CIRCLE GUIDE	49-22-4250	49-22-4245		Produces accurate parallel and circle cuts.
IMPACT RESISTANT CARRYING CASE	48-55-6250	-		Conveniently stores saw and accessories. For 6266-22 and 6276-21 models only.
RIP FENCE			49-22-4090	For accurate straight cuts. For 6256-6 only. (Optional equipment.)
STEEL CARRYING CASE			48-55-1077	Optional equipment. For 6256-6. Also for previous models 6245, 6246 and 6255.



HEAVY-DUTY T-SHANK JIG SAW BLADES



- **BI-METAL:**
Super hard wear resistant high speed steel (tooth area) *laser* welded to a flexible spring steel backing material.
- **Benefit:**
Retains tooth hardness at high temperatures for metal cutting applications. Bi-metal construction allows the blade to flex and absorb impact without breaking while cutting nail embedded wood.
- **HIGH SPEED STEEL:**
Tough durable tool steel blade with high tooth hardness.
- **Benefit:**
Good general purpose metal cutting blade where blade flex or bending is minimal.
- **HIGH CARBON STEEL:**
Tough durable carbon alloy blade with good tooth hardness and more flexibility than high speed steel.
- **Benefit:**
Excellent economical wood and plastic cutting blade with good flexibility.



T-SHANK BLADES FIT JIG SAWS 6268-21, 6266-6, 6266-21, 6276-6, 6267-20, 6267-21 AND OTHER POPULAR BRANDS

	CATALOG NUMBER	QUANTITY PER PKG.	BLADE MATERIAL*	TEETH PER INCH	TOOTH TYPE	LENGTH (INCHES)	WIDTH (INCHES)	RECOMMENDED USE
GENERAL PURPOSE								
	48-42-5300	5	Bi-Metal	6	Milled & Set	4	9/32	Fast cutting, nail embedded wood
	48-42-5310	5	Bi-Metal	10	Milled & Set	4	9/32	Fast cutting, nail embedded wood
	48-42-5399	5	Bi-Metal	12	Milled, Wavy Set	3	3/16	Scroll cutting in wood & metal
	48-42-5200	5	High Carbon Steel	6	Milled & Set	4	9/32	Very fast rough cutting, wood
	48-42-5220	5	High Carbon Steel	8	Milled & Set	4	9/32	Fast straight cutting, wood
WOOD CUTTING								
	48-42-5302	5	Bi-Metal	6	Taper Ground	4	9/32	Very fast clean cutting
	48-42-5311	5	Bi-Metal	10	Taper Ground	4	9/32	Fast clean cutting
	48-42-5385	5	Bi-Metal	20	Taper Ground	3	3/16	Scroll cutting in wood & laminates
	48-42-5421	5	High Carbon Steel	6	Ground & Set	4	9/32	Very fast rough cutting
	48-42-5500	5	High Carbon Steel	6	Taper Ground	4	9/32	Very fast clean cutting
	48-42-5512	5	High Carbon Steel	6	Ground & Set	4	1/4	Very fast, rough curve cutting
	48-42-5240	5	High Carbon Steel	10	Taper Ground	4	9/32	Clean cutting
	48-42-5540	5	High Carbon Steel	10	Taper Ground	4	9/32	Reverse tooth, no top splinters
	48-42-5640	5	High Carbon Steel	12	Milled, Wavy Set	3	5/32	Clean scroll cutting
METAL CUTTING								
	48-42-5850	5	Bi-Metal	8	Milled & Set	4	9/32	Aluminum, non-ferrous metals
	48-42-5190	5	Bi-Metal	14	Milled, Wavy Set	3	9/32	Thick metal over 1/4 inch thick
	48-42-5192	5	Bi-Metal	14	Milled, Raker Set	5-1/4	9/32	Thick metal, tubing, etc.
	48-42-5121	5	Bi-Metal	18	Milled, Wavy Set	3	9/32	Metal over 1/8 inch thick
	48-42-5161	5	Bi-Metal	24	Milled, Wavy Set	3	9/32	Metal under 1/8 inch thick
	48-42-5166	5	Bi-Metal	24	Milled, Wavy Set	5-1/4	9/32	Thin metal under 1/8 inch thick
	48-42-5101	5	High Speed Steel	14	Milled, Wavy Set	3	9/32	Metal over 1/4 inch thick
SPECIAL APPLICATION								
	48-42-5700	5	High Carbon Steel	Knife	—	4	9/32	Rubber & foam materials



5 PACK "T" SHANK BLADE ASSORTMENT
49-22-1178 includes blades 48-42-5121
48-42-5161
48-42-5190
48-42-5300
48-42-5310



Metal Cutting
Metal Cutting
Metal Cutting
General Purpose
General Purpose



5 PACK "U" SHANK BLADE ASSORTMENT
49-22-1168 Optional equipment. Consists of one each blades Nos. 48-42-2120, 48-42-2160, 48-42-2190, 48-42-2300 and 48-42-2310 with 1/4" universal tang.





HEAVY-DUTY U-SHANK JIG SAW BLADES



U-SHANK BLADES FIT PREVIOUS JIG SAW MODEL 6256-6 AND OTHER POPULAR BRANDS

	CATALOG NUMBER	QUANTITY PER PKG.	BLADE MATERIAL*	TEETH PER INCH	TOOTH TYPE	LENGTH (INCHES)	WIDTH (INCHES)	RECOMMENDED USE
GENERAL PURPOSE								
	48-42-2300	5	Bi-Metal	6	Milled & Set	4	9/32	Fast cutting, nail embedded wood
	48-42-2310	5	Bi-Metal	10	Milled & Set	4	9/32	Fast cutting, nail embedded wood
	48-42-2390	5	Bi-Metal	12	Milled, Wavy Set	2-3/4	3/16	Scroll cutting in wood & metal
	48-42-0200	5	High Carbon Steel	6	Milled & Set	4	9/32	Very fast rough cutting, wood
	48-42-0220	5	High Carbon Steel	8	Milled & Set	4	9/32	Fast straight cutting, wood
WOOD CUTTING								
	48-42-2302	5	Bi-Metal	6	Taper Ground	4	9/32	Very fast clean cutting
	48-42-2311	5	Bi-Metal	10	Taper Ground	4	9/32	Fast clean cutting
	48-42-2385	5	Bi-Metal	20	Taper Ground	2-3/4	3/16	Scroll cutting in wood & laminates
	48-42-0421	5	High Carbon Steel	6	Ground & Set	4	9/32	Very fast rough cutting
	48-42-0500	5	High Carbon Steel	6	Taper Ground	4	9/32	Very fast clean cutting
	48-42-0240	5	High Carbon Steel	8	Taper Ground	3-1/8	7/32	Clean cutting
	48-42-0540	5	High Carbon Steel	10	Taper Ground	4	9/32	Straight clean cutting
	48-42-0640	5	High Carbon Steel	10	Taper Ground	4	9/32	Reverse tooth, no top splinters
	48-42-0650	5	High Carbon Steel	12	Milled, Wavy Set	2-3/4	5/32	Clean scroll cutting
METAL CUTTING								
	48-42-0850	5	Bi-Metal	8	Milled & Set	4	9/32	Aluminum, non-ferrous metals
	48-42-2190	5	Bi-Metal	14	Milled, Wavy Set	3-5/8	9/32	Thick metal over 1/4 inch thick
	48-42-2192	5	Bi-Metal	14	Milled, Raker Set	5	9/32	Thick metal, tubing, etc.
	48-42-2120	5	Bi-Metal	18	Milled, Wavy Set	2-3/4	9/32	Metal over 1/8 inch thick
	48-42-2160	5	Bi-Metal	24	Milled, Wavy Set	2-3/4	9/32	Metal under 1/8 inch thick
	48-42-2166	5	Bi-Metal	24	Milled, Wavy Set	5	9/32	Thin metal under 1/8 inch thick
	48-42-0101	5	High Speed Steel	14	Milled, Raker Set	2-3/4	9/32	Metal over 1/4 inch thick
	48-42-0120	5	High Speed Steel	18	Milled, Wavy Set	2-3/4	9/32	Metal over 1/8 inch thick
	48-42-0140	5	High Speed Steel	24	Milled, Wavy Set	2-3/4	9/32	Metal under 1/8 inch thick
SPECIAL APPLICATION								
	48-42-0700	5	High Carbon Steel	Knife	—	3-5/8	9/32	Rubber & foam materials
	48-42-0801	5	Carbide-Tipped	Grit	—	2-3/4	5/16	Ceramics, tile

◆ = Available in 1000 pack quantities. See your MILWAUKEE distributor or representative for further information.

JIG SAW BLADE SELECTION GUIDE

TYPE OF CUTTING	WOOD								METAL				PLASTICS		RUBBER					
	HARD & SOFT WOOD		CHIPBOARD		LAMINATES		PLYWOOD		NAIL EMBEDDED		SHEET METAL		MILD STEEL		NON-FERROUS METALS		PLASTICS & FIBERGLASS		RUBBER & FOAM BOARD	
SHANK TYPE	"U"	"T"	"U"	"T"	"U"	"T"	"U"	"T"	"U"	"T"	"U"	"T"	"U"	"T"	"U"	"T"	"U"	"T"	"U"	"T"
STRAIGHT	0220	5220	0500	5302	0500	5500	0240	5240	2300	5300	2120	5121	0101	5101	0101	5101	0801	5311	0700	5700
	0421	5240	2302	5500					2310	5310	2160	5161	2120	5121	2160	5161	2311	5850		
	0500	5300											2190	5190						
	0540	5421																		
	2300	5500																		
CURVE/SCROLL	0512	5385	0650	5512	2385	5385	2385	5385			2390	5390	2390	5390	2390	5390	0512	5512	0700	5700
	0650	5512	0512	5640													0650	5640		
	2385	5640																		
THICK MATERIAL	0421	5300	0500	5302	0500	5500	0500	5500	2300	5300	2120	5121	0101	5101	0101	5101	0850	5302		
	0500	5302	2302	5500							2160	5161	2166	5166	0850	5850	2302	5850		
	2300	5421									2166	5166	2190	5190						
	2302	5500																		
THIN MATERIAL	0240	5240	0240	5240	0640	5540	2310	5310	2310	5310	2160	5161	2120	5121	2120	5121	0640	5311		
	2310	5310	2311	5311			2385	5385									0801	5540		
	2311	5311															2311	5801		
	2385	5385																		
FINE FINISH	0540	5240	0500	5240	0640	5540	0540	5240	2310	5310							0540	5240		
	2311	5311	0540	5302			2385	5385	2311	5311							2311	5311		
	2385		2302	5500																
COARSE FINISH	0200	5200	0421	5421	0421	5421	0220	5220	2300	5300			2192	5192	2192	5192	0200	5200		
	0421	5300							2302	5302							0220	5220		
	2300	5421															0801			

"U" = Universal shank blades "T" = T-shank blades



HEAVY-DUTY ORBITAL FINISHING SANDERS

6016-6



EXCLUSIVE 6016-6 AND 6017-6 FEATURES:

- Uses 1/4 Of Standard 9" x 11" Sandpaper
- Fast Finish Sanding—13,000 Orbits/Min. 1/16" Diameter Of Orbit
- Ball Bearing Construction
- Designed For One Hand Operation
- Rocker Type On/Off Switch
- Fast Sandpaper Change With Lever Type Clamps
- Built For Continuous Production Use
- 8' 2-Wire Rubber Cord

6017-6

• DUST BAG INCLUDED



EXCLUSIVE 6018-6 AND 6019-6 FEATURES:

- **Random Orbit Design**
Features free floating sanding pad for random rotation and a fine, swirl-free finish. Ideal for all types of finish sanding.
- Ball Bearing Construction
- Engineered To Reduce Vibration
- Dust Pick-Up With Collector Bag Provided
- Rocker Type Switch With On/Off Guard
- Uses Standard 5" Diameter Sanding Discs With 8 Holes
- 8' 2-Wire Rubber Cord

6018-6

• PSA PAD AND DUST BAG INCLUDED



6019-6

• HOOK AND LOOP PAD AND DUST BAG INCLUDED



SPECIFICATIONS

CATALOG NUMBER	DESCRIPTION	SANDPAPER REQUIRED	PAD SIZE	VOLTS AC ONLY	AMPS	ORBITS PER MIN. (NO LOAD)	DIAMETER OF ORBIT	NET WGT. LBS.	SHIP WGT. LBS.
6016-6	WITHOUT DUST COLLECTOR	1/4 SHEET	4-1/4" x 4"	115	1.8	13,000	1/16"	2.9	3.3
6017-6	WITH DUST COLLECTOR	1/4 SHEET	4-1/4" x 4"	115	1.8	13,000	1/16"	2.8	3.5
6018-6	WITH DUST COLLECTOR	PSA—NO HOLE OR 8 HOLE	5"	115	1.8	12,000	3/32"	2.9	3.5
6019-6	WITH DUST COLLECTOR	HOOK AND LOOP—NO HOLE OR 8 HOLE	5"	115	1.8	12,000	3/32"	2.9	3.5

STANDARD EQUIPMENT: FOR 6016-6 - Orbital Finishing Sander. **FOR 6017-6** - Orbital Finishing Sander, Dust Collector Bag and Punch Plate. **FOR 6018-6** - Orbital Finishing Sander, PSA Pad and Dust Collector Bag. **FOR 6019-6** - Orbital Finishing Sander, Hook and Loop Pad and Dust Collector Bag.

ACCESSORIES

SANDPAPER FOR RANDOM ORBIT SANDERS


CATALOG NUMBER	GRIT	SANDPAPER HOOK AND LOOP	QUANTITY PER PACK
48-80-4300	60	5" WITH 8 HOLES	5
48-80-4305	80	5" WITH 8 HOLES	5
48-80-4310	120	5" WITH 8 HOLES	5
48-80-4315	180	5" WITH 8 HOLES	5
48-80-4320	240	5" WITH 8 HOLES	5
48-80-4325*	60	6" WITH 16 HOLES	5
48-80-4330*	80	6" WITH 16 HOLES	5
48-80-4335*	120	6" WITH 16 HOLES	5
48-80-4340*	180	6" WITH 16 HOLES	5
48-80-4345*	240	6" WITH 16 HOLES	5

DUST COLLECTOR BAG

48-09-0310 Keeps work area clean with constant dust pick up. Zippered bag empties easily.

PUNCH PLATE

49-80-2050 Punctures attached sandpaper allowing for dust removal.



ADAPTER, VACUUM HOSE

48-03-0100 For attaching 1-1/2" vacuum hose 48-09-1020.

PSA REPLACEMENT PADS

49-36-7070 Pad Size 5" - 8 hole pad

HOOK AND LOOP REPLACEMENT PADS

49-36-7075 Pad Size 5" - 8 hole pad



VACUUM HOSE

48-09-1020 For attaching to vacuum.

*For use on previous models 6020-20 (6"), 6025-20 (5").



HEAVY-DUTY 4" BELT SANDER AND ORBITAL SANDER

5936

- 4" X 24" BELT SANDER
- 10 AMP, 1,400 SFPM
- DUST BAG INCLUDED



4" x 24" BELT SANDER WITH DUST BAG

- Heavy-Duty 10.0 Amp Motor For Fast Sanding and Continuous Use
- Weight Is Centered Directly Over Base For Control/ Balance
- Belt Release Lever For Quick Belt Change
- Rubber Coated Rear Pulley For full traction under heavy pressure.
- Impact Resistant Glass Reinforced Nylon Construction
- Large Dust Collector Bag For constant, powerful dust pick-up. Out of way—empties easily.
- Sands Flush

6010-6

- 1/2 SHEET ORBITAL SANDER
- 5 AMP, 12,000 ORBITS/MIN.



1/2 SHEET ORBITAL SANDER

- Powerful 5.0 Amp Motor For heavy sanding.
- 12,000 Orbits /Min. For fast removal, blemish free surfaces.
- For Continuous Production Use
- Designed For 1 Or 2 Hand Control
- Impact Resistant Reinforced Nylon Housing And Handles
- Precision Engineered For Low Vibration

SPECIFICATIONS

CATALOG NUMBER	PAD SIZE (INS.)	BELT SIZE (INS.)	VOLTS AC/DC	AMPS	ORBITS PER MIN. (NO LOAD)	BELT SPEED SFPM	DIAMETER OF ORBIT (INS.)	LENGTH (INS.)	WIDTH (INS.)	HEIGHT (INS.)	NET WGT. (LBS.)	SHIP. WGT. (LBS.)
5936	—	4	120	10.0	—	1400	—	10-1/2	6-1/2	16-1/2	14.5	17.3
6010-6	4-1/2 x 9-1/4	—	120	5.0	12,000	—	1/8	11-1/2	4-1/2	7	7.0	8.0


STANDARD EQUIPMENT: FOR 5936 – Sander and (1) 80 Grit Sanding Belt. FOR 6010-6 – Sander only.

ACCESSORIES

BELT SANDER

OPEN COAT SANDING BELTS FOR BELT SANDERS

CATALOG NUMBER	SIZE (INS.)	BELTS PER PKG.	GRIT	TYPE	USE
49-37-4036	4 x 24	10	36	COARSE	For fast sanding of wood and non-ferrous materials.
49-37-4060	4 x 24	10	60	MEDIUM	For general smoothness of wood or metal.
49-37-4080	4 x 24	10	80	MEDIUM	For general smoothness of wood or metal.
49-37-4100	4 x 24	10	100	FINE	For fine smoothness of wood or metal.
49-37-4120	4 x 24	10	120	FINE	For finish work on wood or metal.



SELF STICKING REPLACEMENT PADS (Optional)


Pads which accept adhesive-backed sandpaper are standard equipment. It is your choice to use standard paper with pad clamps or self stick paper.

49-22-0052 For 6010-6 Sander.

EXTRA FIRM BACKING PAD KITS (Optional)

49-22-0043 For 6010-6 Sander.

ORBITAL SANDER



DUST PICK UP KIT (Optional)

48-09-0300 Kit snaps on and is ready for sanding in seconds. Only for use with the No. 6010-6 sander.

DUST COLLECTOR BAG

42-16-0535 For model 5936.



HEAVY-DUTY 5" RANDOM ORBITAL SANDER

6125

- 5" DIA. (5/32" ORBIT DIA.)
- 5.5 AMPS, 10,000 ORBITS/MIN



- **Powerful 5.5 Amp Motor**
With Large 5/32" Orbit Diameter For Fast, Aggressive Material Removal.
- **Convenient Paddle Switch and 3-Position Handle**
Provides Comfort And Control.
- **All Ball and Roller Bearings**
For Long Life.
- **Uses Pressure Sensitive Adhesive (PSA)**
Sanding Discs

SPECIFICATIONS

CATALOG NUMBER	VOLTS AC-DC	AMPS	ORBITS PER MINUTE (NO LOAD)	LENGTH (INS.)	WIDTH (INS.)	HEIGHT (INS.)	NET WGT. (LBS.)	SHIP. WGT. (LBS.)
6125	120	5.5	10,000	12.0	5	6	5.0	6.0

STANDARD EQUIPMENT: 6125 – Includes three Sandpaper Discs (one each of 80, 120 and 180 grit) and 3/4" Wrench No. 49-96-4078.

ACCESSORIES

RANDOM ORBIT SANDER CONVERSION KITS

Convert your MILWAUKEE 4-1/2", 5" or 6" Sander/Grinder to a Random Orbit Sander. Regular kits fit other competitive 4-1/2" and 5" Sander/Grinders.



RANDOM ORBIT SANDER PADS

Standard Pad (see A, B below) – Good for general purpose flat sanding applications.



REGULAR CAT. NO.	KIT SIZE	THREAD SIZE	CONVERTS/MODELS	TO
49-36-7000	5"	5/8"-11	6140, 6141, 6142, 6148-6, 6149-6, 6151, 6149-20, 6153-20, 6154-20, 6155-20, 6156-20 and 6160-20	Standard Pad without dust pick-up holes
49-36-7010	6"	5/8"-11	6156-20 and 6160-20	Standard Pad without dust pick-up holes
49-36-7015	6"	1/2"-13	6145	Standard Pad without dust pick-up holes

ITEM	CATALOG NO.	DESCRIPTION
A.	49-36-7030	5" Standard Pad
B.	49-36-7040	6" Standard Pad

PSA SANDPAPER DISC SELECTOR CHART

REGULAR		WITH HOLES (5"–5 HOLES, 6"–6 HOLES)											
CAT. NO.	QTY.	CAT. NO.	QTY.	CAT. NO.	QTY.	CAT. NO.	QTY.	DIA.	GRIT	WT.	MATERIAL	APPLICATION	
48-80-1000	10	48-80-1035	50	48-80-1200	10	48-80-1235	50	5"	80	D	Aluminum Oxide	Rough sanding and stripping of painted and rusted surfaces.	
48-80-1005	10	48-80-1040	50	48-80-1205	10	48-80-1240	50	5"	100	A	Silicon Carbide	Intermediate sanding and minor surface imperfections.	
48-80-1010	10	48-80-1045	50	48-80-1210	10	48-80-1245	50	5"	120	A	Silicon Carbide		
48-80-1015	10	48-80-1050	50	48-80-1215	10	48-80-1250	50	5"	150	A	Silicon Carbide		
48-80-1020	10	48-80-1055	50	48-80-1220	10	48-80-1255	50	5"	180	A	Silicon Carbide	Fine sanding prior to staining, priming or sealing.	
48-80-1025	10	48-80-1060	50	48-80-1225	10	48-80-1260	50	5"	220	A	Silicon Carbide		
48-80-1030	12	–	–	48-80-1230	12	–	–	5"	–	–	–	Assortment Pack containing two each of the above 5" discs.	
48-80-1100	10	48-80-1135	50	48-80-1300	10	48-80-1335	50	6"	80	D	Aluminum Oxide	Rough sanding and stripping of painted and rusted surfaces.	
48-80-1105	10	48-80-1140	50	48-80-1305	10	48-80-1340	50	6"	100	A	Silicon Carbide	Intermediate sanding and minor surface imperfections.	
48-80-1110	10	48-80-1145	50	48-80-1310	10	48-80-1345	50	6"	120	A	Silicon Carbide		
48-80-1115	10	48-80-1150	50	48-80-1315	10	48-80-1350	50	6"	150	A	Silicon Carbide		
48-80-1120	10	48-80-1155	50	48-80-1320	10	48-80-1355	50	6"	180	A	Silicon Carbide	Fine sanding prior to staining, priming or sealing.	
48-80-1125	10	48-80-1160	50	48-80-1325	10	48-80-1360	50	6"	220	A	Silicon Carbide		
48-80-1130	12	–	–	48-80-1330	12	–	–	6"	–	–	–	Assortment Pack containing two each of the above 6" discs.	



HEAVY-DUTY ROUTERS

5625-20

• 3-1/2 MAX HP EVS
PRODUCTION ROUTER



- Patent Pending Linear Depth Adjustment System With Above-The-Table Access
- Fine Adjustment Within 1/64"
- 100% Sealed Ball Bearing Construction



5625-20 FEATURES

- 15.0 Amp, 3-1/2 Maximum Horsepower Milwaukee Motor
- 36-Speed Electronic Variable Speed (10,000-22,000 RPM) With Soft Start
- Electronic Feedback Circuitry Maintains Speed And Power Under Load
- Large Tactile Grip Side Handles For Comfort And Control
- Convenient Motor Lock Lever And Motor Release Button For Secure, Accurate Cuts
- Motor Contamination Shield Minimizes contamination damage without sacrificing airflow

5619-20

• 1-3/4 MAX HP
D-HANDLE ROUTER



5619-20 FEATURES

- 11.0 Amp, 1-3/4 Maximum Horsepower Milwaukee Motor (24,000 RPM)
- Tactile Soft-Grip D-Handle
- Multi-Position Tactile Side Handle For Comfort And Control

MOTORS ONLY (Less Router Base)

5619-29 MOTOR For 1-3/4 Max HP D-Handle Unit Includes two 1-1/8" collet wrenches, 1/2" collet, 1/4" collet.



5625-29 MOTOR For 3-1/2 Max HP EVS Production Unit Includes two 1-1/8" collet wrenches, 1/2" collet.



SPECIFICATIONS

CATALOG NUMBER	VOLTS	MAX H.P.	AMPS	NO LOAD SPEED RPM	COLLET CAPACITY	DEPTH ADJUSTMENT RANGE	SUB BASE DIAMETER	OVERALL HEIGHT	NET WGT. LBS.	SHIP. WGT. LBS.
5619-20	120 AC/DC	1.75	11.0	24,000	1/4", 1/2"	1-21/32"	6"	8-1/2"	9.2	11.5
5625-20	120 AC	3.5	15.0	10,000-22,000	1/4", 1/2"	1-21/32"	7"	9-1/4"	11.8	15.4

Standard Equipment: For 5619-20 Includes: D-Handle Router, Two 1-1/8" Collet Wrenches, 1/2" Collet, 1/4" Collet. For 5625-20: Production EVS Router, Two 1-1/8" Collet Wrenches, 1/2" Collet, T-Handle Height Wrench and 2-1/2" Clear Sub-Base



HEAVY-DUTY BODYGRIP® ROUTERS

BODYGRIP® ROUTER

5616-20

• 2-1/4 MAX HP
EVS BODYGRIP® ROUTER



5616-21

• 2-1/4 MAX HP
EVS BODYGRIP® ROUTER KIT



5615-20

• 1-3/4 MAX HP
BODYGRIP® ROUTER



5615-21

• 1-3/4 MAX HP
BODYGRIP® ROUTER KIT



- Exclusive Tactile BodyGrip® With Adjustable Handstrap
- Patent Pending Linear Depth Adjustment System With Above-The-Table Access
- 100% Sealed Ball Bearing Construction
- Multi-Position Tactile Grip Side Handles For Comfort And Control
- Durable Machined Aluminum Motor Housing And Base



EXCLUSIVE 5616-20 & 5616-21 FEATURES

- 2-1/4 Maximum Horsepower EVS Milwaukee Motor
- 13.0 Amp
- Electronic Variable Speed (10,000 - 24,000 Rpm) With Soft-Start
- Premium Motor Feedback Circuitry Maintains Speed And Power Under Load
- Motor Contamination Shield Minimizes contamination damage without sacraficing airflow.

5615-20 & 5615-21 FEATURES

- 1-3/4 Max Horsepower Milwaukee Motor
- 11.0 Amp, 24,000 RPM

EXCLUSIVE 5615-21 & 5616-21 FEATURES

- Integral RouterStation™ Case includes removable base for convenient, reliable router storage. Fastens quickly and securely to any surface.



MOTORS ONLY

5615-29 MOTOR

(Less Router Base)

For 1-3/4 Max HP BodyGrip® Unit Includes two 1-1/8" collet wrenches, 1/2" collet, 1/4" collet.



5616-29 MOTOR

For 2-1/4 Max HP BodyGrip® Unit Includes two 1-1/8" collet wrenches, 1/2" collet, 1/4" collet.



SPECIFICATIONS

CATALOG NUMBER	VOLTS	MAX H.P.	AMPS	NO LOAD SPEED RPM	COLLET CAPACITY	DEPTH ADJUSTMENT RANGE	SUB BASE DIAMETER	OVERALL HEIGHT	NET WGT. LBS.	SHIP. WGT. LBS.
5615-20	120 AC/DC	1.75	11.0	24,000	1/4", 1/2"	1-21/32"	6"	8-1/2"	8.8	10.8
5615-21	120 AC/DC	1.75	11.0	24,000	1/4", 1/2"	1-21/32"	6"	8-1/2"	8.8	14.8
5616-20	120 AC	2.25	13.0	10,000-24,000	1/4", 1/2"	1-21/32"	6"	10"	8.9	11.3
5616-21	120 AC	2.25	13.0	10,000-24,000	1/4", 1/2"	1-21/32"	6"	10"	8.9	14.9

Standard Equipment: For 5615-20 Includes: BodyGrip® Router, Two 1-1/8" Collet Wrenches, 1/2" Collet, 1/4" Collet. For 5615-21 Includes: BodyGrip® Router, Two 1-1/8" Collet Wrenches, 1/2" Collet, 1/4" Collet, Impact Resistant Carrying Case With RouterStation. For 5616-20 Includes: BodyGrip® EVS Router, Two 1-1/8" Collet Wrenches, 1/4" Collet, 1/2" Collet, And T-Handle Height Adjustment Wrench. For 5616-21 Includes: BodyGrip® EVS Router, Two 1-1/8" Collet Wrenches, 1/4" Collet, 1/2" Collet, T-Handle Height Adjustment Wrench, Impact Resistant Carrying Case With RouterStation™.



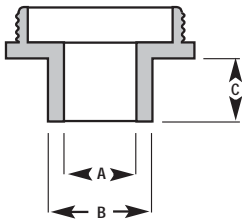
HEAVY-DUTY ROUTER ACCESSORIES



TEMPLATE GUIDE KIT - 9 PIECE

49-54-0700 Kit includes case, 7 template guides - 1 of each and 2 lock-nuts.

Note: Template guides must be used with 1-3/16" sub-base



CATLOG NO.	PURPOSE	QTY PKG*	(A) INNER DIM.	(B) OUTER DIM.	(C) DISTANCE PAST BASE	W			D			WEIGHT (LBS.)
						x	x	x	x	x	x	
49-54-0710	Dovetail 1/4" + lock-nut	1	1/4"	5/16"	5/32"	5.6"	x	3.8"	x	.8"		0.15
49-54-0715	General Routing + lock-nut	1	9/32"	3/8"	5/16"	5.6"	x	3.8"	x	.8"		0.15
49-54-0720	Dovetail 1/2" & General Routing + lock-nut	1	11/32"	7/16"	5/32"	5.6"	x	3.8"	x	.8"		0.15
49-54-0725	General Routing + lock-nut	1	13/32"	1/2"	5/16"	5.6"	x	3.8"	x	.8"		0.15
49-54-0730	General Routing + lock-nut	1	17/32"	5/8"	9/16"	5.6"	x	3.8"	x	.8"		0.15
49-54-0735	Hinge Butt Routing + lock-nut	1	5/8"	51/64"	9/16"	5.6"	x	3.8"	x	.8"		0.15
49-54-0740	Lock Face Routing + lock-nut	1	21/32"	3/4"	9/16"	5.6"	x	3.8"	x	.8"		0.15
44-40-0170	Lock Nut For Template Guides	2	-	-	-	.3"	x	1.4"	x	1.4"		0.04

*Not available in Masterpacks

ROUTER EDGE GUIDE

49-54-1035



- Tough all-metal construction for strength and durability.
- Micro-fine adjustment dial ensures precise routing to within 1/128th.
- Innovative guide design provides maximum capacity and consistent accuracy.
- Extra-long mounting rods for maximum cut capacity (9" from board edge).
- Extra-wide, steel guide fence with auxiliary mounting holes enhanced control and maximum capacity.
- Large, comfortable set screws for comfort and convenience.

COLLET & NUT ASSEMBLIES

For Milwaukee Routers; No's. 5615, 5616, 5619 and 5625.

- 48-66-1015 1/4" Collet & nut assemblies
- 48-66-1020 1/2" Collet & nut assemblies



COLLETS FOR PREVIOUS MILWAUKEE ROUTERS 1.5 and 2.0 MAX. HP MODELS

For Milwaukee Routers; No's. 5610, 5620, 5650, 5660, 5670, 5680, 5681 and 5682.

- 48-66-0985 1/4" Collet
- 48-66-1000 3/8" Collet
- 48-66-1010 1/2" Collet

BODYGRIP BASE ASSEMBLY

48-10-5615 For all BodyGrip® units (5615 & 5616 series). Base includes BodyGrip® with adjustable handstrap, 2-1/2" center hole sub-base, two handles and motor lock lever.



D-HANDLE BASE ASSEMBLY

48-10-5619 For 1-3/4 max horsepower D-Handle units (5619). Base includes D-Handle, 2-1/2" center hole sub-base, one handle and motor lock lever.



BASE ASSEMBLY

48-10-5625 For 3-1/2 max horsepower fixed base unit (5625-20). Base includes two tactile grip, removable handles, 2-1/2" center hole sub-base and motor lock lever.



SUB-BASES

- Black**
- 49-54-1040* 6" dia., 1-3/16" Center hole sub-base
- 49-54-1045* 6" dia., 2-1/2" Center hole sub-base
**For use with 5615, 5616 and 5619*
- Clear**
- 49-54-1025** 7" dia., 2-1/2" Center hole clear sub-base
- 49-54-1026** 7" dia., 1-3/16" Center hole clear sub-base
***For use with 5625*



ROUTERSTATION™

48-55-5620

Durable router and accessory storage unit and/or replacement base for router case (48-55-5615). Permits router storage with installed bit and pre-set height adjustment. Fastens quickly to any flat surface. On-board collet wrench and router bit storage. (Patent pending.)



IMPACT RESISTANT CARRYING CASE

48-55-5615

Standard equipment for 5615-21 and 5616-21 Kits. Impact resistant carrying case with exclusive integral RouterStation™

- Case features on-board wrench and collet storage
- Removable base for convenient, reliable router storage



ABOVE-THE-TABLE DEPTH WRENCH

49-96-0370 3/8" Hex drive wrench for use with above-the-table depth adjustment system - all models.



COLLET WRENCH

49-96-0365 1-1/8" Forged collet wrench



DOOR AND JAMB BUTT TEMPLATE KIT

49-54-0101 Includes case, template, link rail assemblies, template nails, end gauges and hinge butt guide No. 49-54-0730 for use with MILWAUKEE Routers. Will mortise any 6'6", 6'8" or 7" door and any hinge size 2-1/2" to 5-1/2". Detailed instructions included. Additional template nails (12 per package) are available (No. 49-54-0600).





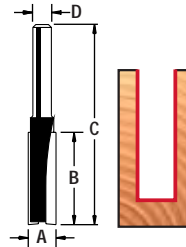
- Carbide And Carbide Tipped For Long Life
- Precision Ground For Fast Accurate Cuts
- Choice Of 1/4" And 1/2" Shanks
- Superior Precision, Fastest Feed And Long Life
- Cuts All Composition Material, Plywood, Hardwood And Soft Wood

HEAVY-DUTY ROUTER BITS

STRAIGHT BITS-TWO FLUTE

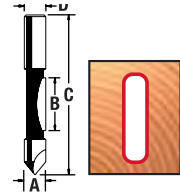


Catalog Number	Overall Dia. A	Carbide Height B	Overall Length C	Shank Dia. D
48-23-7040	1/16"	1/4"	1-5/8"	1/4"
48-23-7045	1/8"	3/8"	1-3/4"	1/4"
48-23-7050	3/16"	1/2"	2"	1/4"
48-23-7055	1/4"	3/4"	2-1/4"	1/4"
48-23-7056	1/4"	1"	2-1/2"	1/4"
48-23-7057	1/4"	1"	2-7/8"	1/4"
48-23-7065	5/16"	1"	2-1/2"	1/4"
48-23-7070	3/8"	1"	2-1/2"	1/4"
48-23-7075	3/8"	1-1/4"	2-11/16"	1/4"
48-23-7080	1/2"	1"	2-1/8"	1/4"
48-23-7085	9/16"	3/4"	2-1/8"	1/4"
48-23-7100	3/4"	3/4"	2-1/8"	1/4"
48-23-7105	1/4"	3/4"	2-3/8"	1/2"
48-23-7110	1/4"	7/8"	2-7/8"	1/2"
48-23-7115	5/16"	1"	2-3/4"	1/2"
48-23-7135	3/8"	1"	2-5/8"	1/2"
48-23-7137	3/8"	1-1/4"	2-7/8"	1/2"
48-23-7140	1/2"	1"	2-5/8"	1/2"
48-23-7141	1/2"	1-1/4"	2-7/8"	1/2"
48-23-7142	1/2"	1-1/2"	3-1/8"	1/2"
48-23-7143	1/2"	2"	4-1/8"	1/2"
48-23-7144	1/2"	2-1/2"	4-3/8"	1/2"
48-23-7145	3/4"	1"	2-1/2"	1/2"
48-23-7150	3/4"	1-1/4"	3"	1/2"
48-23-7160	1"	1-1/4"	3"	1/2"



Straight Bits-Two Flute

- Hook angle design for precise, clean cuts. Relief designed for fast plunging.
- Use on CNC, other automatic routers, hand-held and table-mounted routers.



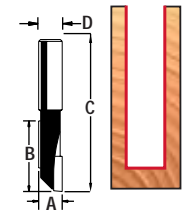
Pilot Panel Bits

- Self-starting drill-through point with pilot acts as a guide for template work.
- Use on portable routers for template work.

PILOT PANEL BITS (ONE AND TWO FLUTE) WITH DRILL POINTS

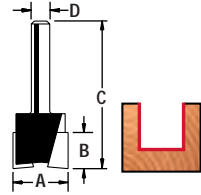


Catalog Number	Overall Dia. A	Carbide Height B	Overall Length C	Shank Dia. D	No. of Flutes
48-23-6001	1/4"	3/4"	2-1/4"	1/4"	1"
48-23-6021	3/8"	1"	3"	1/4"	2"
48-23-6041	1/2"	1-1/4"	3-3/4"	1/2"	2"



Stagger Bits-One Flute

- Combines balance of double fluted bit with speed and versatility of single flute bit.
- Use on CNC, other automatic routers, hand-held and table-mounted routers.



Mortising Bits

- Deep center gullet provides maximum material removal.
- Use with templates for setting butt hinges.
- Use on CNC, other automatic routers, hand-held and table-mounted routers.

STAGGER BITS-ONE FLUTE (SOLID CARBIDE)

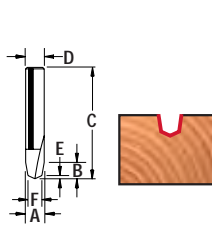


Catalog Number	Overall Dia. A	Carbide Height B	Overall Length C	Shank Dia. D
48-23-8075	1/2"	2-1/8"	4"	1/2"

MORTISING BITS

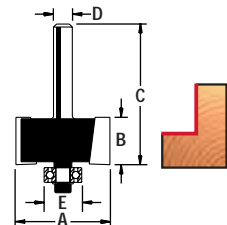


Catalog Number	Overall Dia. A	Carbide Height B	Overall Length C	Shank Dia. D
48-23-6101	1/2"	1/2"	2"	1/4"
48-23-6105	5/8"	1/2"	2"	1/4"
48-23-6110	3/4"	1/2"	2"	1/4"
48-23-6115	1-1/4"	1/2"	2-1/8"	1/4"
48-23-6120	1-1/4"	1/2"	2-3/8"	1/2"



"V" Veining Bits

- Solid micrograin carbide extends cutting life.
- Creates double "V" groove to accent furniture, cabinet doors, and millwork.
- Use on CNC, other automatic routers, hand-held and table-mounted routers.



Rabbeting Bits

- Creates smooth, precise cuts on both surfaces of rabbet.
- Bits cut 3/8" rabbet.
- Use on hand-held and table-mounted routers.

"V" VEINING BITS (SOLID CARBIDE)



Catalog Number	Overall Dia. A	Carbide Height B	Overall Length C	Shank Dia. D	Minor Height E	Small Dia. F
48-23-7295	1/4"	7/32"	1-1/2"	1/4"	3/64"	3/16"

RABBETING BITS



Catalog Number	Overall Dia. A	Carbide Height B	Overall Length C	Shank Dia. D	Bearing Dia. E
48-23-6401	1-1/4"	1/2"	2"	1/4"	1/2"
48-23-6441	1-1/4"	1/2"	2-1/4"	1/2"	1/2"

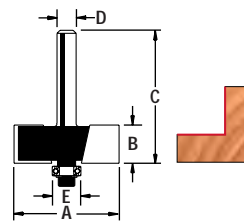
Replacement Bearing 49-54-0120

MULTI-RABBETING BITS



Catalog Number	Overall Dia. A	Carbide Height B	Overall Length C	Shank Dia. D	Rabbeting Depths E
48-23-6125	1-3/8"	1/2"	2-1/4"	1/4"	Flush, 1/8", 1/4", 5/16", 3/8", 7/16", 1/2"
48-23-6130	1-3/8"	1/2"	2-1/4"	1/2"	Flush, 1/8", 1/4", 5/16", 3/8", 7/16", 1/2"

Replacement Bearing Set Kit 49-54-0130



Multi-Rabbeting Bits

- Bearings included to cut rabbets of varying depths.
- Creates smooth, precise cuts on both surfaces of rabbet.
- Can be used as flush trimming bit.
- Wrench included for bearing changes.
- Use on hand-held and table-mounted routers.

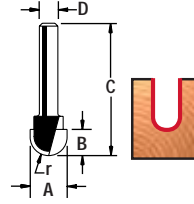


- Carbide And Carbide Tipped For Long Life
- Precision Ground For Fast Accurate Cuts
- Choice Of 1/4" And 1/2" Shanks
- Superior Precision, Fastest Feed And Long Life
- Cuts All Composition Material, Plywood, Hardwood And Soft Wood

HEAVY-DUTY ROUTER BITS

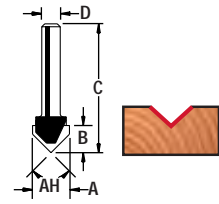
ROUND NOSE BITS

Catalog Number	Overall Dia. A	Carbide Height B	Overall Length C	Shank Dia. D	Radius r
48-23-7600	1/4"	3/8"	2"	1/4"	1/8"
48-23-7605	3/8"	3/8"	1-13/16"	1/4"	3/16"
48-23-7610	1/2"	3/8"	1-13/16"	1/4"	1/4"
48-23-7630	3/4"	7/16"	2"	1/4"	3/8"
48-23-7640	1/2"	1-1/8"	2-13/16"	1/2"	1/4"
48-23-7650	1"	1-1/4"	2-13/16"	1/2"	1/2"



Round Nose Bits

- Provides a precise, clean radius groove.
- Creates several styles of fluted millwork.
- Makes signs or cutting decorative designs in cabinet doors.
- Use on CNC, other automatic routers, hand-held and table-mounted routers.



V-Grooving Bits

- Cut deep or shallow "V" grooves.
- Makes signs and adding decorative accents to furniture and plaques.
- Use on CNC, other automatic routers, hand-held and table-mounted routers.

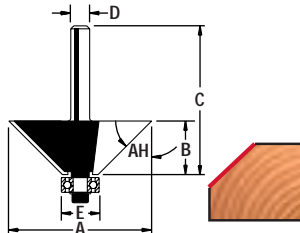
V-GROOVING BITS

Catalog Number	Overall Dia. A	Carbide Height B	Overall Length C	Shank Dia. D	Angle AH
48-23-7310	3/8"	5/16"	1-3/4"	1/4"	90°
48-23-7315	1/2"	7/16"	1-3/4"	1/4"	90°
48-23-7320	3/4"	1/2"	2-1/4"	1/2"	90°

CHAMFER BITS

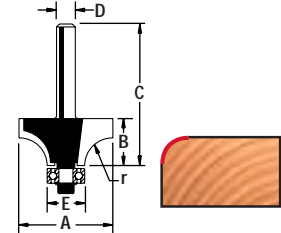
Catalog Number	Overall Dia. A	Carbide Height B	Overall Length C	Shank Dia. D	Bearing Dia. E	Angle AH
48-23-7200	1-1/2"	1/2"	2-3/16"	1/4"	1/2"	45°
48-23-7240	1-3/4"	5/8"	2-9/16"	1/2"	1/2"	45°

Replacement Bearing 49-54-0120



Chamfer Bits

- Creates a uniform chamfer on the edge of any workpiece.
- Adjusts chamfer size by changing the height of the bit.
- Use on hand-held and table-mounted routers.



Rounding Over Bits

- Softens furniture edges with smooth round corner.
- Shear angle provides a clean, smooth cut.
- Use on hand-held and table-mounted routers.

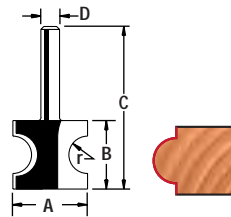
ROUNDING OVER BITS

Catalog Number	Overall Dia. A	Carbide Height B	Overall Length C	Shank Dia. D	Bearing Dia. E	Radius r
48-23-7400	5/8"	1/2"	2-3/16"	1/4"	1/2"	1/16"
48-23-7405	3/4"	1/2"	2-3/16"	1/4"	1/2"	1/8"
48-23-7408	7/8"	1/2"	2-3/16"	1/4"	1/2"	3/16"
48-23-7410	1"	1/2"	2-3/16"	1/4"	1/2"	1/4"
48-23-7420	1-1/8"	1/2"	2-3/16"	1/4"	1/2"	5/16"
48-23-7430	1-1/4"	5/8"	2-3/16"	1/4"	1/2"	3/8"
48-23-7435	1-1/2"	3/4"	2-1/2"	1/4"	1/2"	1/2"
48-23-7440	1"	1/2"	2-1/2"	1/2"	1/2"	1/4"
48-23-7445	1-1/4"	5/8"	2-5/8"	1/2"	1/2"	3/8"
48-23-7450	1-1/2"	3/4"	2-3/4"	1/2"	1/2"	1/2"
48-23-7455	1-3/4"	7/8"	2-7/8"	1/2"	1/2"	5/8"
48-23-7460	2"	1"	2-7/8"	1/2"	1/2"	3/4"

Replacement Bearing 49-54-0120

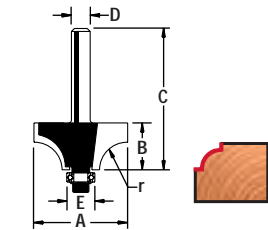
HALF ROUND BITS

Catalog Number	Overall Dia. A	Carbide Height B	Overall Length C	Shank Dia. D	Radius r
48-23-7185	1"	29/32"	2-9/16"	1/2"	1/4"
48-23-7190	1-29/64"	1-11/64"	2-13/16"	1/2"	3/8"



Half Round Bits

- Creates fully rounded edge on dimensional lumber.
- Creates half-round profile on furniture and mouldings.
- Use on CNC, other automatic routers, hand-held and table-mounted routers.



Beading Bits

- Adds bead profile to furniture and millwork.
- Use on hand-held and table-mounted routers.

BEADING BITS

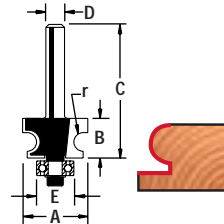
Catalog Number	Overall Dia. A	Carbide Height B	Overall Length C	Shank Dia. D	Bearing Dia. E	Radius r
48-23-7510	7/8"	1/2"	2-3/16"	1/4"	3/8"	3/16"
48-23-7520	1"	1/2"	2-3/16"	1/4"	3/8"	1/4"
48-23-7525	1-1/8"	1/2"	2-3/16"	1/4"	3/8"	5/16"
48-23-7530	1-1/4"	5/8"	2-3/16"	1/4"	3/8"	3/8"
48-23-7535	1-1/2"	3/4"	2-1/2"	1/4"	3/8"	1/2"

Replacement Bearing 49-54-0110

TRADITIONAL BEADING BITS

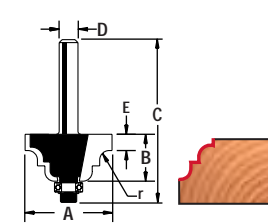
Catalog Number	Overall Dia. A	Carbide Height B	Overall Length C	Shank Dia. D	Bearing Dia. E	Radius r
48-23-7540	1"	11/16"	2-5/16"	1/4"	1/2"	3/16"

Replacement Bearing 49-54-0120



Traditional Beading Bits

- Forms a single bead with a square shoulder.
- Matches mouldings in historic homes.
- Use on hand-held and table-mounted routers.



Cove and Bead Bits

- Creates sophisticated cove and bead design.
- Forms decorative mouldings.
- Use on CNC, other automatic routers, hand-held and table-mounted routers.

COVE AND BEAD BITS

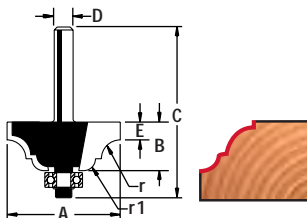
Catalog Number	Overall Dia. A	Carbide Height B	Overall Length C	Shank Dia. D	Minor Height E	Radius r
48-23-7730	1-5/32"	5/8"	2-3/16"	1/4"	7/32"	1/8"

Replacement Bearing 49-54-0110

CLASSICAL COVE AND BEAD BITS

Catalog Number	Overall Dia. A	Carbide Height B	Overall Length C	Shank Dia. D	Minor Height E	Large Radius r1	Small Radius r2
48-23-7735	1-1/2"	5/8"	2-1/4"	1/4"	7/32"	1/4"	5/32"

Replacement Bearing 49-54-0120



Classical Cove and Bead Bits

- Forms decorative edge on tabletops, plaques, and cabinetry.
- Use on hand-held and table-mounted routers.



- Carbide And Carbide Tipped For Long Life
- Precision Ground For Fast Accurate Cuts
- Choice Of 1/4" And 1/2" Shanks
- Superior Precision, Fastest Feed And Long Life
- Cuts All Composition Material, Plywood, Hardwood And Soft Wood

HEAVY-DUTY ROUTER BITS

COVE BITS



Catalog Number	Overall Dia. A	Carbide Height B	Overall Length C	Shank Dia. D	Bearing Dia. E	Radius r
48-23-7700	7/8"	1/2"	2-3/16"	1/4"	3/8"†	1/4"
48-23-7710	1-1/4"	1/2"	2-3/16"	1/4"	1/2"††	3/8"
48-23-7720	1-3/8"	5/8"	2-3/16"	1/4"	3/8"†	1/2"
48-23-7725	1-3/8"	5/8"	2-1/2"	1/2"	3/8"†	1/2"

Replacement Bearing †49-54-0110 and ††49-54-0120

ROMAN OGEE BITS



Catalog Number	Overall Dia. A	Carbide Height B	Overall Length C	Shank Dia. D	Bearing Dia. E	Radius r
48-23-7800	1-1/16"	1/2"	2-3/16"	1/4"	3/8"	5/32"
48-23-7810	1-3/8"	23/32"	2-3/8"	1/4"	3/8"	1/4"
48-23-7815	1-3/8"	23/32"	2-9/16"	1/2"	3/8"	1/4"

Replacement Bearing 49-54-0110

OGEE FILLET BITS



Catalog Number	Overall Dia. A	Carbide Height B	Overall Length C	Shank Dia. D	Bearing Dia. E	Radius r
48-23-6135	1-1/2"	5/8"	2-3/16"	1/4"	3/8"	1/4"

Replacement Bearing 49-54-0110

DOUBLE FILLET OGEE BITS



Catalog Number	Overall Dia. A	Carbide Height B	Overall Length C	Shank Dia. D	Minor Height E	Radius r
48-23-6140	1-3/8"	9/16"	2-5/16"	1/2"	13/64"	11/64"

Replacement Bearing 49-54-0110

THREE WING SLOTTING CUTTERS



Catalog Number	Overall Dia. A	Carbide Height B	Bore Dia. C
48-23-8101	2"	1/16"	5/16"
48-23-8121	2"	3/32"	5/16"
48-23-8131	2"	1/8"	5/16"
48-23-8135	2"	5/32"	5/16"
48-23-8140	2"	3/16"	5/16"
48-23-8145	2"	1/4"	5/16"

SLOTTING CUTTER ARBOR



Catalog Number	Arbor Dia. A	Arbor Height B	Overall Length C	Shank Dia. D	Stud Height E
48-23-8045	5/16"	25/64"	2-3/8"	1/4"	1"
48-23-8051	5/16"	25/64"	2-3/8"	1/2"	1"

Replacement Bearing 49-54-0125

FLUSH TRIM BIT (SOLID CARBIDE)



Catalog Number	Overall Dia. A	Carbide Height B	Overall Length C	Shank Dia. D
48-23-7235	1/4"	3/8"	1-1/2"	1/4"

FLUSH TRIM BITS (TWO AND THREE FLUTE)



Catalog Number	Overall Dia. A	Carbide Height B	Overall Length C	Shank Dia. D	Bearing Dia. E	No. of Flutes
48-23-6510	3/8"	1"	2-13/16"	1/4"	3/8"†	2"
48-23-6515	3/8"	1/2"	2-5/16"	1/4"	3/8"†	2"
48-23-6521	1/2"	1"	2-13/16"	1/4"	1/2"††	2"
48-23-6541	1/2"	1"	3-1/4"	1/2"	1/2"††	2"
48-23-6545	1/2"	1-1/2"	3-5/8"	1/2"	1/2"††	2"
48-23-6550	1/2"	1"	2-13/16"	1/4"	1/2"††	3"
48-23-6555	1/2"	1"	3-1/4"	1/2"	1/2"††	3"

Replacement Bearing †49-54-0110 and ††49-54-0120

TOP BEARING FLUSH TRIM BITS



Catalog Number	Overall Dia. A	Carbide Height B	Overall Length C	Shank Dia. D	Bearing Dia. E
48-23-6560	1/2"	1"	2-5/8"	1/4"	1/2"

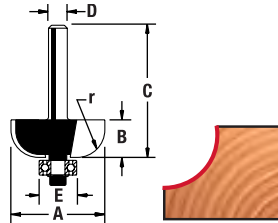
Replacement Bearing 49-54-0115

BEVEL TRIM BITS



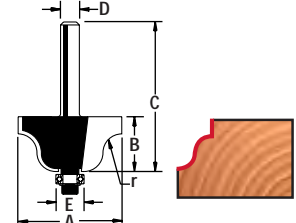
Catalog Number	Overall Dia. A	Carbide Height B	Overall Length C	Shank Dia. D	Bearing Dia. E	Angle AH
48-23-7195	1/4"	1/4"	1-1/2"	1/4"	3/16"	7° Solid Carbide
48-23-7545	19/32"	9/32"	1-7/8"	1/4"	1/2"	15°

Replacement Bearing 49-54-0120



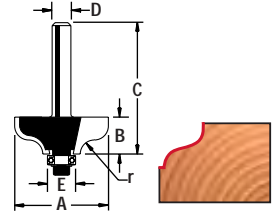
Cove Bits

- Creates a smooth, classic cove profile.
- Upward shear angle offers efficient, smooth cut.
- Use on hand-held and table-mounted routers.



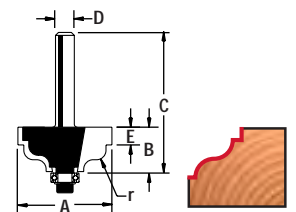
Roman Ogee Bits

- Profile adds look of elegance to any project.
- Change the profile by adjusting height of the bit.
- Use on hand-held and table-mounted routers.



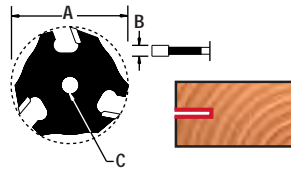
Ogee Fillet Bits

- Profile includes small fillet at bottom of ogee pattern.
- Use on hand-held and table-mounted routers.



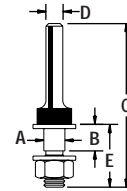
Double Fillet Ogee Bits

- Creates attractive edge profile to accent furniture, cabinets and millwork.
- Use on hand-held and table-mounted routers.



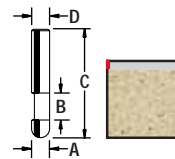
Three Wing Slotting Cutters

- Creates precision slot for T-mouldings and spline joints.
- For use with Milwaukee Slotting Cutter Arbor 48-23-8045 for 1/4" shanks and 48-23-8051 for 1/2" shanks.
- Use Milwaukee Slotting Cutter 48-23-8135 for biscuit joining.
- Use on hand-held and table-mounted routers.



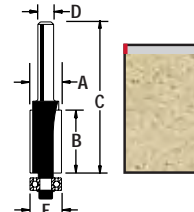
Slotting Cutter Arbor

- Creates smooth, precise, accurate slots.
- For superior performance, use with Milwaukee slotting cutters.
- Compatible with any slotting cutter with a 5/16" arbor diameter.
- Use on hand-held and table-mounted routers.



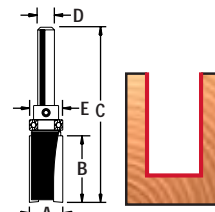
Flush Trim Bit (Solid Carbide)

- Made from solid micrograin carbide for extended cutting life.
- Cuts all plastic laminates quickly and cleanly.
- Self-piloting feature eliminates need for bearing.
- Use on portable routers and laminate trimmers.



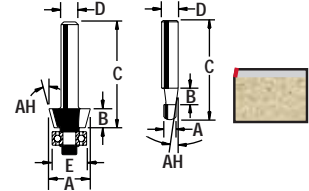
Flush Trim Bits (Two and Three Flute)

- Trims cabinet laminate as well as pattern work.
- Two flute design for faster cutting and three flute design for superior surface finish.
- Use on hand-held and table-mounted routers.



Top Bearing Flush Trim Bits

- Top-mounted bearings.
- Ideal for lettering or other template work.
- Use on hand-held and table-mounted routers.



Bevel Trim Bits

- 48-23-7195 is made from solid micrograin carbide for extended cutting life.
- Bits trim and produce bevel angles to give finished look to all plastic laminates.
- Use on portable routers and laminate trimmers.



- Carbide And Carbide Tipped For Long Life
- Precision Ground For Fast Accurate Cuts
- Choice Of 1/4" And 1/2" Shanks
- Superior Precision, Fastest Feed And Long Life
- Cuts All Composition Material, Plywood, Hardwood And Soft Wood

HEAVY-DUTY ROUTER BITS

FLUSH AND BEVEL TRIM BITS (SOLID CARBIDE)

Catalog Number	Overall Dia. A	Carbide Height B	Overall Length C	Shank Dia. D	Minor Height E	Angle AH
48-23-7245	1/4"	3/8"	1-1/2"	1/4"	11/64"	7°

DOVETAIL BITS

Catalog Number	Overall Dia. A	Carbide Height B	Overall Length C	Shank Dia. D	Angle AH
48-23-7740	3/8"	3/8"	1-7/8"	1/4"	9°
48-23-7745	1/2"	1/2"	1-7/8"	1/4"	14°
48-23-7750	1/2"	1/2"	2-1/4"	1/2"	14°
48-23-7755	1/2"	13/16"	2-3/4"	1/4"	8°

KEY HOLE BITS

Catalog Number	Overall Dia. A	Carbide Height B	Overall Length C	Shank Dia. D	Minor Height E	Small Dia. F
48-23-7237	25/64"	7/16"	1-5/8"	1/4"	1/4"	3/16"

UP SPIRAL BITS-TWO FLUTE

Catalog Number	Overall Dia. A	Carbide Height B	Overall Length C	Shank Dia. D
48-23-8060	1/8"	1/2"	2"	1/4"
48-23-8065	1/4"	1"	2-1/2"	1/4"
48-23-8070	1/2"	1-1/4"	3"	1/2"

DOWN SPIRAL BITS-TWO FLUTE

Catalog Number	Overall Dia. A	Carbide Height B	Overall Length C	Shank Dia. D
48-23-8055	1/4"	1"	2-1/2"	1/4"

TABLE EDGE AND HANDRAIL BITS

Catalog Number	Overall Dia. A	Carbide Height B	Overall Length C	Shank Dia. D	Minor Height E	Large Radius r	Small Radius r1	Angle AH
48-23-7165	2-19/32"	23/32"	2-5/8"	1/2"	9/32"	1-25/32"	13/64"	10°

Replacement Bearing 49-54-0125

LOCK MITER BITS

Catalog Number	Overall Dia. A	Carbide Height B	Overall Length C	Shank Dia. D
48-23-7239	2-3/4"	1-5/32"	2-5/8"	1/2"

FINGER PULL DOOR LIP BITS

Catalog Number	Overall Dia. A	Carbide Height B	Overall Length C	Shank Dia. D	Small Dia. E	Radius r	Angle AH
48-23-7760	2"	1-1/4"	2-3/4"	1/2"	3/4"	1/4"	25°

MATCHED RAIL AND STILE BIT SETS

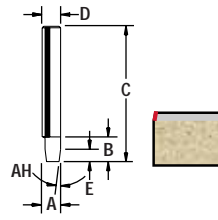
Catalog Number	Overall Dia. A	Carbide Height B	Overall Length C	Shank Dia. D	Minor Height E	Small Dia. F	Radius r
48-23-8080	1-11/16"	11/16"	3"	1/2"	15/64"	1-5/16"	7/32"
48-23-8085	1-11/16"	23/32"	3"	1/2"	15/64"	1-19/32"	13/64"

Replacement Bearing 49-54-0125

RAISED PANEL BITS

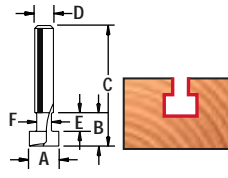
Catalog Number	Overall Dia. A	Carbide Height B	Overall Length C	Shank Dia. D	Minor Height E	Small Dia. F	Large Radius r	Small Radius r1
48-23-6445	2-3/4"	5/8"	2-1/2"	1/2"	7/32"	N/A	35/64"	1/8"
48-23-6450	3-1/2"	1/2"	2-1/2"	1/2"	5/32"	1-1/4"	N/A	N/A
48-23-6455	3-1/2"	5/8"	2-1/2"	1/2"	5/64"	N/A	1-1/2"	N/A
48-23-6460	3-1/2"	5/8"	2-1/2"	1/2"	7/32"	N/A	25/32"	5/32"

Replacement Bearing 49-54-0120



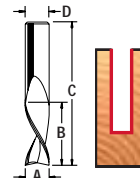
Flush and Bevel Trim Bits (Solid Carbide)

- Designed to trim all plastic laminates with straight edge or bevel with guide system.
- Use on portable routers and laminate trimmers.



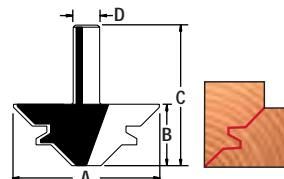
Key Hole Bits

- Creates key holes for hanging plaques and shelves.
- Features chip breakers to reduce burning.
- Use on CNC, other automatic routers, hand-held and table-mounted routers.



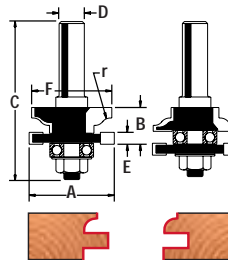
Down Spiral Bits-Two Flute

- Top surface chip-free routing where chip removal is not a problem.
- Through cutting of material with table-mounted router or a pin router.
- Use on CNC, other automatic routers, pin routers, hand-held and table-mounted routers.



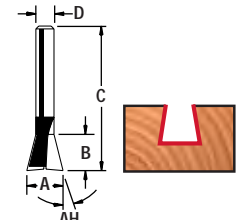
Lock Miter Bits

- Creates locking miter joints.
- Run one board vertically and run the piece to be joined horizontally.
- Use on CNC, other automatic routers, hand-held and table-mounted routers.



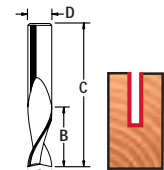
Matched Rail and Stile Bit Sets

- Create raised panel doors when combined with a Milwaukee Raised Panel Bit.
- Shims included to ensure a perfect fit.
- Use on table-mounted routers.



Dovetail Bits

- Creates smooth, intricate dovetail joints.
- Compatible with many popular dovetailing jigs.
- Use on CNC, other automatic routers, hand-held and table-mounted routers.



Up Spiral Bits-Two Flute

- Effective chip removal with a cut unmatched by standard straight bits.
- Flutes provide chip removal required in production settings.
- Ideal for grooves, dadoes, mortises and routing deep blind holes.
- Ideal for use on CNC, other automatic routers, hand-held and table-mounted routers.

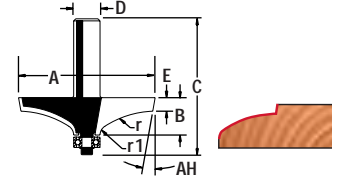
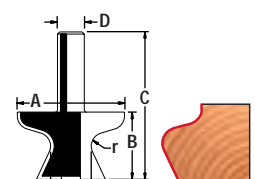


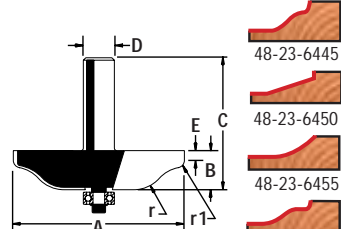
Table Edge and Handrail Bit

- Creates sturdy, attractive handrails for staircases.
- Use on CNC, other automatic routers, hand-held and table-mounted routers.



Finger Pull Door Lip Bits

- Creates finger pull grooves.
- Use on table-mounted routers.



Raised Panel Bits

- Creates splinter-free, smooth finish.
- For raised panels on doors and paneling.
- Use 1/2" height for 5/8" stock. Use 5/8" height for 3/4" stock.
- For decorative tops, plaques, and moulding.
- Use on table-mounted routers.



HEAVY-DUTY ELECTROMAGNETIC DRILL PRESSES

4204-1

- INCLUDES 4253-1
MOTOR AND
4203 BASE



4206-1

- INCLUDES 4262-1
MOTOR AND
4203 BASE



MOTOR AND STAND COMBINATIONS 120 VOLT AC ONLY

- Base Control Panel Includes Variable Speed Adjusting For Motor
- Solid State Electronic Switching
- Feedback Speed Control
- Computer Controlled Reverse
- Full Wave Magnetic Holding Power
- Forward/Reverse Control
- Superior Cutting Tool Performance
- Line Lock-Out
Prevents tool from operating should voltage be restored to an interrupted line when switch is locked in the "on" position.
- Motor/Magnet Interlock
- Automatic Base/Chip De-Mag
- Automatic Electronic Soft Start
- For Use On Any Flat Ferrous Material 1/2" And Thicker

ACCESSORIES

STEEL HAWG® METAL CUTTERS
See page 137.



ARBORS
See page 138.



SPECIFICATIONS

CATALOG NUMBER	VOLTS AC ONLY	AMPS	CAPACITY		*DRILL POINT PRESSURE LBS.	REPLACEMENT CHUCK CATALOG NUMBER	REPLACEMENT CHUCK KEY CATALOG NUMBER	WEIGHT LBS.
			DRILL	TAP				
4204-1	120	7.2	1/2"	5/8"-18	1650	48-66-1360	48-66-3280	57
4206-1	120	12.5	3/4"	1"-14	1670	48-66-2085	48-66-3160	70

* Drill point pressure on a 1" thick steel plate with the chuck mounted closest to the base. Values for numbers 4204-1 and 4206-1 are with the base adjusted to the rearward position.



HEAVY-DUTY ELECTROMAGNETIC DRILL PRESSES

4208-1

- INCLUDES 4297-1 MOTOR AND 4203 BASE



MOTOR AND STAND COMBINATIONS 120 VOLT AC ONLY

- Base Control Panel Includes Variable Speed Adjusting For Motor
- Solid State Electronic Switching
- Feedback Speed Control
- Computer Controlled Reverse
- Full Wave Magnetic Holding Power
- Forward/Reverse Control
- Superior Cutting Tool Performance
- Line Lock-Out
Prevents tool from operating should voltage be restored to an interrupted line when switch is locked in the "on" position.
- Motor/Magnet Interlock
- Automatic Base/Chip De-Mag
- Automatic Electronic Soft Start
- For Use On Any Flat Ferrous Material 1/2" And Thicker

4209-1

- INCLUDES 4292-1 MOTOR AND 4203 BASE



4210-1

- INCLUDES 4262-1 MOTOR AND 4202 BASE



SPECIFICATIONS

CATALOG NUMBER	VOLTS AC ONLY	AMPS	CAPACITY		*DRILL POINT PRESSURE LBS.	REPLACEMENT CHUCK CATALOG NUMBER	REPLACEMENT CHUCK KEY CATALOG NUMBER	WEIGHT LBS.
			DRILL	TAP				
4208-1	120	12.5	1-1/4"	1"-14	1600	-	#3 Taper Socket	72
4209-1	120	12.5	1-1/4"	1"-14	1600	-	#3 Taper Socket	72
4210-1	120	12.5	3/4"	1"-14	1630	48-66-2085	48-66-3160	62

ACCESSORIES

STEEL HAWG® METAL CUTTERS

See page 137.



ARBORS

See page 138.



* Drill point pressure on a 1" thick steel plate with the chuck mounted closest to the base. Values for 4208-1 are with the base adjusted to the rearward position.



HEAVY-DUTY ELECTROMAGNETIC DRILL MOTORS AND BASES

4202 BASE ONLY

- FIXED POSITION,
- 9" DRILL TRAVEL



4203 BASE ONLY

- ADJUSTABLE POSITION,
- 11" DRILL TRAVEL



- Base Control Panel Includes Variable Speed Adjusting For Motor
- Solid State Electronic Switching
- Feedback Speed Control
- Computer Controlled Reverse
- Full Wave Magnetic Holding Power
- Forward/Reverse Control
- Superior Cutting Tool Performance
- Line Lock-Out
Prevents tool from operating should voltage be restored to an interrupted line when switch is locked in the "on" position.
- Motor/Magnet Interlock
- Automatic Base/Chip De-Mag
- Automatic Electronic Soft Start
- For Use On Any Flat Ferrous Material 1/2" And Thicker

Select one of these 4 MILWAUKEE motors for your No. 4202 or No. 4203 Electromagnetic Drill Stand. These motors include reverse for compatibility with the Electromagnetic Drill Stand control panel.



4253-1

- 600 NO LOAD RPM



4262-1

- 350 NO LOAD RPM



4292-1

- TWO SPEED
- 750/375 NO LOAD RPM



4297-1

- TWO SPEED
- 500/250 NO LOAD RPM



SPECIFICATIONS

CHUCK CENTER DISTANCE FROM BASE

MOTOR NO. 4253-1

	IN	OUT
Magnetic Stand 4202	1-1/4"	*
Plate Forward 4203	1-23/32"	*
Plate Back 4203	31/32"	*

MOTOR NO. 4262-1

	IN	OUT
Magnetic Stand 4202	1-23/32"	4-11/16"
Plate Forward 4203	2-1/8"	5-3/32"
Plate Back 4203	1-3/8"	4-11/32"

MOTOR NO. 4292-1

	IN	OUT
Magnetic Stand 4202	2-3/16"	4-3/8"
Plate Forward 4203	2-9/16"	4-11/16"
Plate Back 4203	1-13/16"	3-15/16"

MOTOR NO. 4297-1

	IN	OUT
Magnetic Stand 4202	2-3/16"	4-3/8"
Plate Forward 4203	2-9/16"	4-11/16"
Plate Back 4203	1-13/16"	3-15/16"

IN = Closest to base OUT = Farthest away from base

* Motor 4253-1 has only one chuck position.

Stand 4203 is adjustable 3/4" in direction of base length and 20° right or left.

All models furnished with 6 ft. safety chain.

SPECIFICATIONS

CATALOG NUMBER	VOLTS AC ONLY	AMPS	NO LOAD RPM	CAPACITY		* DRILL POINT PRESSURE LBS.	CHUCK OR TAPER	REPLACEMENT CHUCK CATALOG NUMBER	REPLACEMENT CHUCK KEY CATALOG NUMBER	WEIGHT LBS.
				DRILL	▲ TAP					
4253-1	120	6.2	600	1/2"	5/8"-18 †	1610/1650	Chuck	48-66-1360	48-66-3280	8.0
4262-1	120	11.5	350	3/4"	1"-14	1630/1670	Chuck	48-66-2085	48-66-3160	21.0
4292-1	120	11.5	750/375	1-1/4"	1"-14	1530/1600	No. 3MT	45-34-0110	#3 Taper Socket	23.0
4297-1	120	11.5	500/250	1-1/4"	1"-14	1530/1600	No. 3MT	45-34-0110	#3 Taper Socket	23.0

DRILL STAND SPECS

CAT. NO.	HEIGHT	WIDTH	LENGTH	WGT. LBS.
4202	15"	4-1/4"	11"	41.0
4203	17-1/4"	4-1/4"	11"	49.0

● Drills except No. 4253-1 have dual mount gear case permitting reverse mounting of drill for close quarter work. † 5/8"-11 or 1/2"-13 taps not recommended.

▲ NOTE... To adapt a 3/4" capacity chuck to 1-1/4" Drills with No. 3 internal Morse Taper Socket specify Chuck and Arbor Kit No. 49-22-1550, which consists of Chuck No. 48-66-2000 and Arbor No. 48-07-0100. Extend chuck capacity to full drill capacity by using 1/2" reduced Shank Twist Drills shown in the MILWAUKEE catalog.

* Drill point pressure on a 1" thick steel plate with the chuck mounted closest to the base. Values listed are for the drill motor mounted on a No. 4202 base/No. 4203 base that is adjusted to the rearward position.



HEAVY-DUTY COMPACT ELECTROMAGNETIC DRILL PRESSES

4270-20
• 450 RPM



4270-21
• 450 RPM



- **Lightweight** – Only 26.5 lbs.
- **Powerful 1.1 Max HP - 9.0 Amp Milwaukee Motor** – Enables drilling with up to 1-1/2" diameter annular cutter and 2" depth of cut (D.O.C.).
- **High Strength Magnet** – Ensures stability and superior holding force during drilling.
- **Accepts 3/4" Diameter Shank Annular Cutters**
- **World Class Cutting Capacity**
 - 1-1/2" Dia. Annular cutter capacity with a 2" D.O.C.
 - 1/2" Dia. Twist bit capacity with a 4-1/4" D.O.C.
- **Simple Two-Button Control Panel** Located in back for easy accessibility.
- **Tool-Free, 2-Position Feed Handle** Easily mounts to either side to allow for optimum drilling positions.
- **Ergonomically Designed Carrying Handle** Distributes weight evenly when carrying.
- **For Use On Any Flat Ferrous Material 3/8" And Thicker**



ACCESSORIES

IMPACT RESISTANT CARRYING CASE

48-55-4270 For the 4270-20. Carrying case has compartments to store annular cutters, spray bottle and hawgwash, nylon safety strap and the optional 1/2" drill chuck assembly.



1/2" DRILL CHUCK ARBOR ASSEMBLY

48-66-2125 Easily converts 4270 mag press arbor to accept up to 1/2" diameter 6" long twist drill bits.



HSS ANNULAR CUTTERS

1/2" to 2" diameter hole sizes available in 1" and 2" depths.

- 3/4" diameter shank annular cutter
- Unique tooth design-every other tooth is double beveled

See page 137.



SPECIFICATIONS

CATALOG NUMBER	VOLTS AC ONLY	AMPS	SPEED RPM	OVERALL LENGTH	HEIGHT	NET WEIGHT Lbs.	SHIP WEIGHT Lbs.
4270-20	120	9.0	450	9-3/8"	15-1/3"	26.5	35
4270-21	120	9.0	450	9-3/8"	15-1/3"	26.5	46

STANDARD EQUIPMENT: For 4270-20 – Tool, Lubricant Spray Bottle, Nylon Safety Strap and Two Hex Wrenches. For 4270-21 – Tool, Lubricant Spray Bottle, Nylon Safety Strap, Two Hex Wrenches and Impact Resistant Carrying Case.



HEAVY-DUTY STEEL HAWG® CUTTERS AND HSS ANNULAR CUTTERS

THREADED STEEL HAWG CARBIDE TIPPED CUTTERS - 2" CUTTING DEPTH



Sizes 3/4" thru 6". Recommended for use with MILWAUKEE Electromagnetic Drill Presses. Metric thread size M18 x 1.5, 4 Lead. Follow RPM recommendation available with cutters.

CATALOG NUMBER	DIA.	CATALOG NUMBER	DIA.	CATALOG NUMBER	DIA.
49-57-1187	1-3/16"	49-57-2060	2-1/16"	49-57-3500	3-1/2"
49-57-1250	1-1/4"	49-57-2120	2-1/8"	49-57-3620	3-5/8"
49-57-1312	1-5/16"	49-57-2250	2-1/4"	49-57-3750	3-3/4"
49-57-1375	1-3/8"	49-57-2310	2-5/16"	49-57-3870	3-7/8"
49-57-1437	1-7/16"	49-57-2370	2-3/8"	49-57-4000	4"
49-57-1500	1-1/2"	49-57-2500	2-1/2"	49-57-4120	4-1/8"
49-57-1562	1-9/16"	49-57-2560	2-9/16"	49-57-4250	4-1/4"
49-57-1625	1-5/8"	49-57-2620	2-5/8"	49-57-4370	4-3/8"
49-57-1687	1-11/16"	49-57-2750	2-3/4"	49-57-4500	4-1/2"
49-57-1750	1-3/4"	49-57-2870	2-7/8"	49-57-4620	4-5/8"
49-57-0937	15/16"	49-57-1812	1-13/16"	49-57-3000	3"
49-57-1000	1"	49-57-1875	1-7/8"	49-57-3120	3-1/8"
49-57-1062	1-1/16"	49-57-1937	1-15/16"	49-57-3250	3-1/4"
49-57-1125	1-1/8"	49-57-2000	2"	49-57-3370	3-3/8"
				49-57-5500	5-1/2"
				49-57-6000	6"

FOR USE WITH MILWAUKEE ELECTROMAGNETIC DRILL PRESSES AND DRILL STANDS

- Two Styles: Threaded Or Quik-Lok With Appropriate Arbor Assemblies
- Carbide-Tipped Multiple Cutting Edges MILWAUKEE steel hawg cutters are high efficient carbide-tipped cutting tools. Alternating inside and outside cutting edges are carefully honed to cut holes rapidly with great precision.
- Hardened Carbide Tips Last longer than regular twist drills. The steel hawg cutters multiple cutting edges uniformly distribute cutting over a wider area than a two flute twist drill tip.
- Large Hole Cutters, Maximum 2" Depth, Up To 6" Diameter For Steel Plate, Stainless Steel, Cast Iron Or Aluminum
- 3Times Faster Than Twist Drills In Steel, Stainless Or Non-Ferrous Metals

HIGH SPEED STEEL (HSS) ANNULAR CUTTERS

1" CUTTING DEPTH



EJECTOR PIN SOLD SEPARATELY

25 sizes available. From 1/2" to 2" diameter hole sizes, 1" depth.

CATALOG NUMBER	DIA.	CATALOG NUMBER	DIA.	CATALOG NUMBER	DIA.
49-59-0500	1/2"	49-59-1062	1-1/16"	49-59-1562	1-9/16"
49-59-0562	9/16"	49-59-1125	1-1/8"	49-59-1625	1-5/8"
49-59-0625	5/8"	49-59-1187	1-3/16"	49-59-1687	1-11/16"
49-59-0687	11/16"	49-59-1250	1-1/4"	49-59-1750	1-3/4"
49-59-0750	3/4"	49-59-1312	1-5/16"	49-59-1812	1-13/16"
49-59-0812	13/16"	49-59-1375	1-3/8"	49-59-1875	1-7/8"
49-59-0875	7/8"	49-59-1437	1-7/16"	49-59-1937	1-15/16"
49-59-0937	15/16"	49-59-1500	1-1/2"	49-59-2000	2"
49-59-1000	1"	44-60-1720	Ejector Pins*		

* 2 Per Pack

1" AND 2" DEPTH ANNULAR CUTTERS FEATURING 3/4" SHANK

- Fit Directly Into Milwaukee's 4270-20 Compact Magnetic Drill Stand
- Use Arbor 49-57-0025, To Fit Cutters Into Milwaukee's Large Stands 4208-2 and 4209-1
- 3/4" Diameter Shank - Industry standard
- Unique Tooth Geometry - Allows for better centering and faster cutting.
- Thin Wall Design - Enables cutters to cut faster and more efficiently by removing less material during drilling.
- Ejector Pins Can Be Used On All Diameters. (44-60-1720 for 1" depth and 44-60-1721 For 2" depth.) Ejector pin sold separately.
- Ejector Pin Extends 1/2" Beyond Tooth Tip - Allows for easier / faster location of pin on hole.
- Flute Design - Shorter flute design allows chips to fall freely from cutter.

2" CUTTING DEPTH

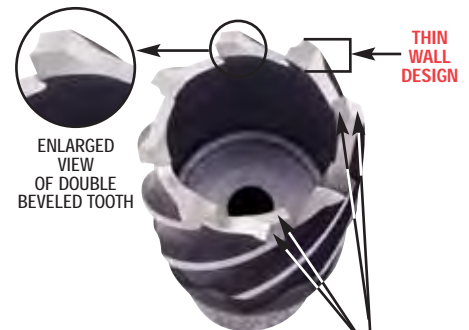


EJECTOR PIN SOLD SEPARATELY

25 sizes available. From 1/2" to 2" diameter hole sizes, 2" depth.

CATALOG NUMBER	DIA.	CATALOG NUMBER	DIA.	CATALOG NUMBER	DIA.
49-59-2050	1/2"	49-59-2106	1 1/16"	49-59-2156	1 9/16"
49-59-2056	9/16"	49-59-2113	1 1/8"	49-59-2163	1 5/8"
49-59-2063	5/8"	49-59-2119	1 3/16"	49-59-2169	1 11/16"
49-59-2069	11/16"	49-59-2125	1 1/4"	49-59-2175	1 3/4"
49-59-2075	3/4"	49-59-2131	1 5/16"	49-59-2181	1 13/16"
49-59-2081	13/16"	49-59-2138	1 3/8"	49-59-2188	1 7/8"
49-59-2089	7/8"	49-59-2144	1 7/16"	49-59-2194	1 15/16"
49-59-2094	15/16"	49-59-2150	1 1/2"	49-59-2200	2"
49-59-2100	1"	44-60-1721	Ejector Pins*		

* 2 Per Pack



UNIQUE TOOTH GEOMETRY (Every other tooth is double beveled)



HEAVY-DUTY STEEL HAWG® CUTTERS AND ARBORS

FOR USE WITH MILWAUKEE ELECTROMAGNETIC DRILL PRESSES AND STATIONARY DRILL PRESSES

QUICK CHANGE ARBOR ASSEMBLIES FOR TANG DRIVE STEEL HAWG CUTTERS

Allows the use of tang drive steel hawg cutters with the large magnetic drill motors.

NO. 3 MORSE TAPER QUICK CHANGE ARBOR ASSEMBLY

49-57-0012

- For use on motors 4292-1 and 4297-1.
- Oil hose and hand pump included.



NO. 3 MORSE TAPER QUICK CHANGE WITH CHIP BREAKER

49-57-0013

- Automatic chip breaker feature clears drilling work area of long, spiraling chips.
- For use on motors 4292-1 and 4297-1.
- Oil hose and hand pump included.



3/4" STRAIGHT SHANK QUICK CHANGE ARBOR ASSEMBLY

49-57-0032

- For use on motor 4262-1.
- Oil hose and hand pump included.



HAWG WASH® 49-32-0081



Twelve 16 oz. bottles per case (Sold only in case lots)
ELIMINATE CUTTING FLUID EXPERIMENTATION – USE HAWG WASH WITH STEEL HAWG CUTTERS. Hawg Wash is a water soluble chemical fluid concentrate containing stable sulphur and chlorine additives. This product is designed for extreme pressure applications (tough alloys and severe operations) but is also excellent for general machining assignments. Hawg Wash is very efficient due to its combination of high cooling and strong lubricating characteristics. One 16 oz. bottle makes one gallon of solution. Proper mixing of concentrate requires mixing the concentrate into the water.

ARBOR WRENCH SET

49-96-0010 Necessary to disassemble arbor body.



HAWG WASH HAND PUMP 44-46-0090

HAWG WASH HAND PUMP OIL HOSE 43-75-0010

ARBOR ASSEMBLIES FOR THREADED SHANK STEEL HAWG CUTTERS

(Metric thread size M 18 x 1.5, 4 Lead)

3/4" SHANK ARBOR ASSEMBLY

49-57-0030

- For use on Motor 4262-1.
- Oil hose and hand pump included.



NO. 3 MORSE TAPER ARBOR ASSEMBLY

49-57-0010

- For use on Motor 4292-1 and 4297-1.
- Oil hose and hand pump included.



#3 MORSE TAPER ASSEMBLY

49-57-0025

- For use on Motor 4292-1, 4297-1. #3 Morse Taper Assembly will allow 3/4" Weldon® Style Shank cutters to be used with Milwaukee's large magnetic drill stands.
- Oil hose and hand pump NOT included.



OIL HOSE AND HAND PUMP SOLD SEPARATELY

QUICK CHANGE TANG DRIVE STEEL HAWG CUTTERS

FOR USE WITH QUICK CHANGE ARBOR ASSEMBLIES ABOVE.

- Carbide-tipped cutters penetrate metals three times faster, with less pressure and better results than twist drills.
- No pre-punching or pilot holes.
- Cut accurately.
- Minimize stock removal, leave a reamlike finish and have a maximum cutting depth of 1".
- These cutters fit directly into the 4245 Steel Hawg boring machine or can be used on electromagnetic drill motors with the arbor assemblies above.

CATALOG NUMBER	DIAMETER
49-57-0251	1/2"
49-57-0564	9/16"
49-57-0626	5/8"
49-57-0689	11/16"
49-57-0752	3/4"
49-57-0814	13/16"
49-57-0877	7/8"
49-57-0939	15/16"
49-57-1002	1"

CATALOG NUMBER	DIAMETER
49-57-1064	1-1/16"
49-57-1127	1-1/8"
49-57-1189	1-3/16"
49-57-1252	1-1/4"
49-57-1314	1-5/16"
49-57-1377	1-3/8"
49-57-1439	1-7/16"
49-57-1502	1-1/2"
49-57-1564	1-9/16"

CATALOG NUMBER	DIAMETER
49-57-1627	1-5/8"
49-57-1689	1-11/16"
49-57-1752	1-3/4"
49-57-1814	1-13/16"
49-57-1877	1-7/8"
49-57-1939	1-15/16"
49-57-2002	2"



KEY DRIVE STEEL HAWG CUTTERS (FOR DISCONTINUED 4240 ONLY)

Available in 26 sizes, from 1/2" to 2" diameters as shown below. All cutters have a maximum cutting depth of 1".

CATALOG NUMBER	DIAMETER	CATALOG NUMBER	DIAMETER
49-57-0250	1/2"	49-57-1251	1-1/4"
49-57-0563	9/16"	49-57-1313	1-5/16"
49-57-0625	5/8"	49-57-1376	1-3/8"
49-57-0688	11/16"	49-57-1438	1-7/16"
49-57-0751	3/4"	49-57-1501	1-1/2"
49-57-0813	13/16"	49-57-1563	1-9/16"
49-57-0876	7/8"	49-57-1626	1-5/8"
49-57-0938	15/16"	49-57-1688	1-11/16"
49-57-1001	1"	49-57-1751	1-3/4"
49-57-1063	1-1/16"	49-57-1813	1-13/16"
49-57-1126	1-1/8"	49-57-1876	1-7/8"
49-57-1188	1-3/16"	49-57-1938	1-15/16"
49-57-1218	1-7/32"	49-57-2001	2"



HEAVY-DUTY 13.0 AMP 8" METAL CUTTING SAW

6370-20



6370-21 (KIT)



- Durable Magnesium Blade Shield Deflects Hot Metal Chips And Sparks ¹
- Integral Chiptank Efficiently Collects Waste For Easy Clean-Up ²
- 2-9/16" Depth Of Cut For One-Pass Through Most Metal Stud, Grating, Panel And Decking ³
- Exclusive Quick-Release Blade Shield Latch For Convenient Chip Disposal And Blade Changes ⁴
- Convenient Guard Retraction Lever For Plunge Cuts ⁵
- Overload Protection Switch ⁶
Protects the motor from overloading and premature motor failure.
- Dry Cut Technology Provides Faster, Cleaner, More Affordable Metal Cutting
- Powerful 13.0 Amp, 3700 Rpm Motor Optimized For Metal Cutting
- Heavy-Duty 22.0 Amp Switch
- Extra-Long 15', Extra-Thick Rubber Cordset
- Tactile-Grip Front And Rear Handles Enhance Comfort And Control
- Durable, Rust-Resistant, Stainless Steel Shoe Provides Smooth, Accurate Cuts
- Premium Cermet-Tipped Metal Cutting Blade Cuts Faster, Cleaner, Longer Than Other Carbide-Tipped Or Friction Blades
- Exclusive Sight-Line And Blade Point-Of-Entry Indicators For Straight Accurate Cuts And Extended Blade Life
- Convenient Cut Depth Adjustment Lever
- Convenient On-Board Blade Wrench Storage

SPECIFICATIONS

CATALOG NUMBER	BLADE SIZE	VOLTS	AMPS	NO LOAD SPEED RPM	ARBOR	DEPTH OF CUT AT 90°	NET WEIGHT LBS. w/ BLADE & CORD	SHIP. WEIGHT LBS.
6370-20	8"	120 AC	13.0	3700	5/8"	2-9/16"	13.7	16.0
6370-21	8"	120 AC	13.0	3700	5/8"	2-9/16"	13.7	25.4

STANDARD EQUIPMENT: FOR 6370-20 – 8" Metal Cutting Circular Saw, Metal Cutting Blade 48-40-4515 and Hex Blade Wrench. FOR 6370-21 – 8" Metal Cutting Circular Saw, Metal Cutting Blade 48-40-4515, Hex Blade Wrench and Impact Resistant Carrying Case.

ACCESSORIES



CERMET-TIP METAL CUTTING SAW BLADES
See page 119 for Metal cutting blades.

HEX BLADE WRENCH

49-96-0345 Standard equipment with 6370-20 and 6370-21.



IMPACT RESISTANT CARRYING CASE

48-55-0045 Standard equipment with 6370-21.

RIP FENCE KIT

49-22-4146 Includes two thumb screws.



BLADE WRENCH

49-96-6205



"Y" GREASE 1 LB. CAN (OR) 6 OZ. TUBE

49-08-5275 (Can) 49-08-5270 (Tube)



HEAVY-DUTY 14" ABRASIVE CUT-OFF MACHINES

6180-20
• 5.4 MAX HP



**5.4
MAX HP!
3900 RPM!**

6176-20
• HEAVY-DUTY CAST
IRON BASE
• 3.2 MAX HP



6180-20 FEATURES

- **Powerful 5.4 Max Horsepower 15 Amp Motor** Can Handle the Toughest Application
- **Heavy-Duty Cast Aluminum Base With 1/4" Reinforced Steel Plate** To Prevent Warping And Provide Additional Strength.
- **Quick Release And Adjustable Vise And 3-Position Fence**
3/8" thick metal vise and fence holds work securely and firmly
- **45° And 90° Markings**
Six markings in base make it easy to set up vise for 90° or 45° cuts for all three fence positions.
- **Horizontal D-Handle**
Provides optimal comfort on the ground or on a bench.
- **Exclusive Quick Change Tool-Free System**
Vise, fence and abrasive wheel removal require no tools. The only tool-free cut-off machine available today!

6176-20 FEATURES

- **High Powered 3.2 Max Horsepower, 15 Amp Motor**
Ideal for cutting dry wall track, light gauge steel studs, threaded rod, Unistrut™, EMT™, pipe, rebar and more.
- **Heavy-Duty Cast Iron Base**
Can withstand daily job-site abuse.
- **Quick Release Locking Vise**
Securely holds material while providing fast and efficient adjustments.
- **Chain Lock-Down And Large Carrying Handle**
For Easy Portability

SPECIFICATIONS

90° CAPACITIES

CATALOG NUMBER	WHEEL SIZE	VOLTS	AMPS	MAXIMUM HORSEPOWER	NO LOAD RPM	ARBOR SIZE	O.D. PIPE DIAMETER	SQUARE STOCK	NET WGT. LBS.	SHIP. WGT. LBS.
6176-20	14"	120 AC/DC	15.0	3.2	3900	1"	5"	5"	47.5	51.3
6180-20	14"	120 AC/DC	15.0	5.4	3900	1"	5-3/8"	5"	49.5	55.0

STANDARD EQUIPMENT: FOR 6176-20 — Includes Tool, 14" Abrasive Wheel and Hex Wrench 49-96-6176. 6180-20 — Includes Tool and 14" Abrasive Wheel.

ACCESSORIES – PREMIUM ABRASIVE CUT-OFF WHEELS



High performance abrasive wheels specifically designed for use on Stationary (chop saws) and Hand Held (Gas/Electric Saws) machines. Premium quality, abrasive, formulations for cutting applications in metal and masonry. Ideal for all gauges of drywall track, rebar, conduit, pipe and channels. Use metal stud cutting blade, 49-94-1410, for drywall track.

TYPE 1 PREMIUM ABRASIVE CUT-OFF WHEELS FOR STATIONARY ABRASIVE CUT-OFF MACHINES (Not intended to be used on hand-held cut-off machines)

CATALOG NUMBER	DIA.	THICKNESS	ARBOR DIA.	ABRASIVE TYPE	ABRASIVE SPECIFICATION	APPLICATION	MAX. SPEED	QTY.
49-94-1220	12"	3/32"	1"	Aluminum Oxide	A36P	General Purpose-Metal	5095 RPM	10
49-94-1405	14"	3/32"	1"	Aluminum Oxide	A36P	General Purpose-Metal	4365 RPM	5
49-94-1410	14"	3/32"	1"	Aluminum Oxide	A36P	Metal Stud	4365 RPM	10
49-94-1415	14"	3/32"	1"	Aluminum Oxide	A36P	General Purpose-Metal	4365 RPM	5

TYPE 1 PREMIUM ABRASIVE CUT-OFF WHEELS FOR GAS/ELECTRIC HAND HELD CUT-OFF MACHINES (Not intended to be used on stationary cut-off machines)

CATALOG NUMBER	DIA.	THICKNESS	ARBOR DIA.	ABRASIVE TYPE	ABRASIVE SPECIFICATION	APPLICATION	MAX. SPEED	QTY.
49-94-1270	12"	1/8"	20MM	Aluminum Oxide	A24R	General Purpose-Metal	6360 RPM	10
49-94-1275	12"	1/8"	1"	Aluminum Oxide	A24R	General Purpose-Metal	6360 RPM	10
49-94-1280	12"	1/8"	20MM	Silicon Carbide	C24T	Masonry	6360 RPM	10
49-94-1285	12"	1/8"	1"	Silicon Carbide	C24T	Masonry	6360 RPM	10
49-94-1470	14"	1/8"	20MM	Aluminum Oxide	A24R	General Purpose-Metal	5400 RPM	10
49-94-1475	14"	1/8"	1"	Aluminum Oxide	A24R	General Purpose-Metal	5400 RPM	10
49-94-1480	14"	1/8"	20MM	Silicon Carbide	C24T	Masonry	5400 RPM	10
49-94-1485	14"	1/8"	1"	Silicon Carbide	C24T	Masonry	5400 RPM	10

WRENCHES

49-96-0225 Hex Wrench
49-96-4125 Open End Wrench

FLANGES

43-34-0780 Top Flange
43-34-0785 Back Flange
44-40-0605 Flange Nut 20mm
44-40-0750 Flange Nut 1"



HEAVY-DUTY 14" DRY CUT-OFF MACHINE

6190-20
• 4.8 MAX HP




**4.8
MAX HP!
1500 RPM!**

- Dry Cut Technology-Cuts On Average 3 Times Faster Than Abrasive Machines
- Cost 1-1/2 Times Less Than An Abrasive Cut-off Machine To Operate



- Cuts Fast With Virtually No Sparks Or Burrs
- Heavy-Duty Cast Aluminum Base With 1/4" Reinforced Steel Plate To Prevent Warping and Provide Additional Strength
- No Tools Required For adjusting vise and fence.
- Quick Release and Adjustable Vise and 3-Position Fence 3/8" thick metal vise and fence holds work securely and firmly
- 45° and 90° Markings Six markings in base make it easy to set up vise for 90° or 45° cuts for all three fence positions
- Horizontal D-Handle Provides optimal comfort on the ground or on a bench.



SPECIFICATIONS

90° CAPACITIES

CATALOG NUMBER	WHEEL SIZE	VOLTS	AMPS	MAXIMUM HORSEPOWER	NO LOAD RPM	ARBOR SIZE	O.D. PIPE DIAMETER	SQUARE STOCK	NET WGT. LBS.	SHIP. WGT. LBS.
6190-20	14"	120 AC/DC	15.0	4.8	1500	1"	5-3/8"	5"	49.5	55.0

STANDARD EQUIPMENT: FOR 6190-20 — Includes Tool, 14" 72 tooth carbide tipped blade and hex key.

ACCESSORIES

14" ENDURANCE BLADES

Designed to reduce vibration for smoother, quieter cuts. Reduces heat, sparks and noise.

General purpose ferrous metal blade. Ideal for black pipe, channel, angle iron, tubing (square, rectangular and round), conduit, threaded rod and unistrut.



CATALOG NUMBER	NUMBER OF TEETH	MAX RPM	TOOTH MATERIAL	DESCRIPTION	KERF THICKNESS
48-40-4505	72	1800	Carbide	General Purpose Dry Cut Metal Cutting	.086"
48-40-4510	90	1800	Carbide	General Purpose Dry Cut Metal Cutting	.086"

Ideal for light gauge ferrous metal applications.



HEAVY-DUTY BANDFILE

- Grind, Deburr, Blend, Clean Polish, Surface, Condition
- Powerful Milwaukee Quiet 5.5 Amp Motor
- 1/2" x 18" Contact Arm
- 180° Tool-Free Adjustable Head
- 3-Position Side Handle
- On/Off Paddle Switch

6101-6



Grind and deburr ends of metal stock.



Strap polishing using contact arm 48-08-0290.




Effective in sanding hard to reach places on wood and other non-metallic surfaces.

SPECIFICATIONS

CATALOG NUMBER	VOLTS AC	AMPS	SFPM	LENGTH (INS.)	NET WGT. (LBS.)	SHIP. WGT. (LBS.)
6101-6	120	5.5	2,300	18.5	6.0	7.8

STANDARD EQUIPMENT: FOR 6101-6 – Includes Side Handle, 1/2" Arm and Belt Assortment 49-93-8120.



OFFSET CONTACT ARM

48-08-0290 For finishing curved surfaces.

3/4" CONTACT ARM

48-08-0295 For finishing flat surfaces.

ACCESSORIES



MILWAUKEE BANDFILE BELTS

Are made with premium, natural mineral abrasives adhered to heat resistant cloth backing for extended wear under the toughest conditions. They are ideal for grinding, deburring, sanding or polishing a wide variety of base materials including metal, wood, plastics, fiberglass and composites. Use non-woven conditioning belts to blend or polish and aluminum oxide belts where stock removal is desired.

3/4" BELT SELECTION FOR USE WITH CONTACT ARM 48-08-0295

CATALOG NUMBER	PKG. SIZE	GRIT	DESCRIPTION	QTY.
49-93-8111	3/4"x 18"	Very Fine	Non-Woven Conditioning Belt	5
49-93-8112	3/4"x 18"	Medium	Non-Woven Conditioning Belt	5
49-93-8113	3/4"x 18"	Coarse	Non-Woven Conditioning Belt	5
49-93-8114	3/4"x 18"	Assortment	Non-Woven Conditioning Belt	5
49-92-8131	3/4"x 18"	Very Fine	Non-Woven Conditioning Belt	25
49-92-8132	3/4"x 18"	Medium	Non-Woven Conditioning Belt	25
49-92-8133	3/4"x 18"	Coarse	Non-Woven Conditioning Belt	25
49-93-8125	3/4"x 18"	60	Alum. Oxide Resin Cloth	10
49-93-8126	3/4"x 18"	80	Alum. Oxide Resin Cloth	10
49-93-8127	3/4"x 18"	120	Alum. Oxide Resin Cloth	10
49-93-8128	3/4"x 18"	180	Alum. Oxide Resin Cloth	10
49-93-8129	3/4"x 18"	240	Alum. Oxide Resin Cloth	10
49-93-8130	3/4"x 18"	Assortment	Alum. Oxide Resin Cloth	10
49-92-8125	3/4"x 18"	60	Alum. Oxide Resin Cloth	50
49-92-8126	3/4"x 18"	80	Alum. Oxide Resin Cloth	50
49-92-8127	3/4"x 18"	120	Alum. Oxide Resin Cloth	50
49-92-8128	3/4"x 18"	180	Alum. Oxide Resin Cloth	50
49-92-8129	3/4"x 18"	240	Alum. Oxide Resin Cloth	50

1/2" BELT SELECTION

CATALOG NUMBER	SIZE	GRIT	DESCRIPTION	PKG. QTY.
49-93-8101	1/2" x 18"	Very Fine	Non-Woven Conditioning Belt	5
49-93-8103	1/2" x 18"	Medium	Non-Woven Conditioning Belt	5
49-93-8105	1/2" x 18"	Coarse	Non-Woven Conditioning Belt	5
49-93-8110	1/2" x 18"	Assortment	Non-Woven Conditioning Belt	5
49-92-8101	1/2" x 18"	Very Fine	Non-Woven Conditioning Belt	25
49-92-8103	1/2" x 18"	Medium	Non-Woven Conditioning Belt	25
49-92-8105	1/2" x 18"	Coarse	Non-Woven Conditioning Belt	25
49-93-8115	1/2" x 18"	60	Alum. Oxide Resin Cloth	10
49-93-8116	1/2" x 18"	80	Alum. Oxide Resin Cloth	10
49-93-8117	1/2" x 18"	120	Alum. Oxide Resin Cloth	10
49-93-8118	1/2" x 18"	180	Alum. Oxide Resin Cloth	10
49-93-8119	1/2" x 18"	240	Alum. Oxide Resin Cloth	10
49-93-8120	1/2" x 18"	Assortment	Alum. Oxide Resin Cloth	10
49-92-8115	1/2" x 18"	60	Alum. Oxide Resin Cloth	50
49-92-8116	1/2" x 18"	80	Alum. Oxide Resin Cloth	50
49-92-8117	1/2" x 18"	120	Alum. Oxide Resin Cloth	50
49-92-8118	1/2" x 18"	180	Alum. Oxide Resin Cloth	50
49-92-8119	1/2" x 18"	240	Alum. Oxide Resin Cloth	50

*Catalog Numbers noting a 25 or 50 count are packaged loose in a box. All others are in hangable tri-lingual sleeves.



HEAVY-DUTY 4-1/2" & 5" SUPER MAGNUM® 12.0 AMP SANDER/GRINDERS

6153-20

- 4-1/2" SANDER/GRINDER



6154-20

- 4-1/2" SANDER/GRINDER
- LOCK-ON AND DIAL SPEED FEATURE



6155-20

- 5" SANDER/GRINDER



6156-20

- 5" SANDER/GRINDER
- LOCK-ON AND DIAL SPEED FEATURE



EXCLUSIVE SUPER MAGNUM SANDER/GRINDER FEATURES

- **Powerful 12.0 Amp 2-1/8 Maximum HP With Long Life Brushes And High Output Fans**
Provides high performance power for grinding, cutting, and finishing operations.
- **Paddle Switch With Integrated Lock-Off Button**
Allows multiple hand positions to ease operator fatigue.
- **Cast Aluminum Gear Housing With Recessed Spindle Lock**
Accessory change is fast and easy – single wrench operation.
- **Adjustable Wheel Guard**
Tool-free adjustment.

EXCLUSIVE 6154-20 AND 6156-20 FEATURES

- **Lock-On Button For Continuous Operation**
- **Electronic Feedback**
Maintains speed and torque under load conditions.
- **Dial Speed Control**
To match optimum RPM to application.
- **Soft Start Increases Gear And Bearing Life**
- **Electronic Overload Protection**
Automatically limits current to protect motor.
- **10' Quik-Lok® Cord For Tangle Free Carrying And Storage—Instant Field Repair**
16-gauge, 2-wire rubber cord
No. 48-76-5010.

ACCESSORIES

SIDE HANDLE	(Standard Equipment)
49-15-0310	
SPANNER WRENCH	(Standard Equipment)
49-96-7205	
GUARD	(Standard Equipment)
49-12-0365	4-1/2" Guard
49-12-0366	5" Guard
GUARDS – FOR TYPE 1 DISCS	
For all Magnum, Super Magnum, 6140, 6145 and 6141 models.	
49-12-0361	4-1/2" Guard.
49-12-0362	5" Guard.
FLANGES AND NUTS	(Standard Equipment)
49-05-0041	Back Flange (Standard Equipment)
49-05-0050	For all 4-1/2" and 5" models with a 1/2" - 13 spindle.
49-05-0051	For all 4-1/2" and 5" models with a 5/8" - 11 spindle. (Standard Equipment)
MAGNUM SERIES GRINDER CARRYING CASE	
48-55-9082	Steel case.



Ergonomic body design with extended paddle switch.



Spindle lock for fast and easy single wrench operation.



5-position disc guard requires no tools.

SPECIFICATIONS

CATALOG NUMBER	SPEED RPM	DISC DIA.	VOLTS	MAX POWER OUTPUT (WATTS/HP)	AMPS	SPINDLE THREAD SIZE*	LENGTH INS.	WIDTH INS.	NET WGT. LBS.	SHIP. WGT. LBS.
6153-20 Δ	11,000	4-1/2"	120 AC-DC	1570/2.1	12.0	5/8"-11	14	5	6.5	7.2
6154-20 Δ	4,000-11,000	4-1/2"	120 AC ONLY	1570/2.1	12.0	5/8"-11	14	5	6.5	7.2
6155-20 Δ	11,000	5"	120 AC-DC	1570/2.1	12.0	5/8"-11	14	5-1/2	6.6	7.3
6156-20 Δ	4,000-11,000	5"	120 AC ONLY	1570/2.1	12.0	5/8"-11	14	5-1/2	6.6	7.3

STANDARD EQUIPMENT: FOR ALL – Side Handle, Spanner Wrench, Grinding Disc, Guard, Back Flange, and Flange Nut.

Δ When used as a grinder, guard must be used for O.S.H.A. compliance and safety.

* Flange designed to accommodate 7/8" hub depressed center wheel, diamond blades, and Type 1 wheels (use Type 1 guard)



HEAVY-DUTY 4-1/2" & 5" MAGNUM® 8.5 AMP SANDER/GRINDERS

6148-6

- 4-1/2" SANDER/GRINDER WITH LOCK-ON



6149-6 (KIT)

- INCLUDES 6148-6



6151

- 4-1/2" SANDER/GRINDER



6149-20

- 5" SANDER/GRINDER WITH LOCK-ON



- **Powerful 8.5 Amp, 1-2/3 Maximum H.P. With Long Life Brushes And High Output Fans**
Provides high performance power for grinding, cutting, and finishing operations.
- **Paddle Switch With Integrated Lock-Off Button**
Allows multiple hand positions to ease operator fatigue.
- **Optimum Speed For Various Accessories**
Including resin bonded abrasives, wire brushes, resin fiber discs and abrasive flap discs.
- **Cast Aluminum Gear Housing With Recessed Spindle Lock**
Accessory change is fast and easy – single wrench operation.
- **3-Position Large Flanged Side Handle**
Eases operator fatigue.
- **Adjustable Wheel Guard**
Tool-free adjustment.
- **Lock-On Button**
For continuous operation (except on model 6151).

ACCESSORIES

SIDE HANDLE (Standard Equipment)
49-15-0310



SPANNER WRENCH (Standard Equipment)
49-96-7205



GUARD
49-12-0365 4-1/2" Guard
49-12-0366 5" Guard

GUARDS – FOR TYPE 1 DISCS

For all Magnum, Super Magnum, 6140, 6145 and 6141 models.

49-12-0361 4-1/2" Guard.
49-12-0362 5" Guard.

FLANGES AND NUTS

49-05-0041 Back Flange
49-05-0050 For all 4-1/2" and 5" models with a 1/2" - 13 spindle.
49-05-0051 For all 4-1/2" and 5" models with a 5/8" - 11 spindle.

MAGNUM SERIES GRINDER CARRYING CASE
48-55-9082 Steel case.



Ergonomic body design with extended paddle switch.



Spindle lock for fast and easy single wrench operation.



5-position, quick change disc guard requires no tools.

SPECIFICATIONS

CATALOG NUMBER	SPEED RPM	DISC DIA.	VOLTS AC-DC	MAX POWER OUTPUT (WATTS/MAX HP)	AMPS	SPINDLE THREAD SIZE*	LENGTH (IN.)	WIDTH (IN.)	NET WGT. LBS.	SHIP. WGT. LBS.
6148-6 Δ	10,000	4-1/2"	120	1200/1-2/3	8.5	5/8"-11	14	5	4.9	6.1
6149-6 KITΔ	10,000	4-1/2"	120	1200/1-2/3	8.5	5/8"-11	14	5	13.4	14.0
6151 Δ	10,000	4-1/2"	120	1200/1-2/3	8.5	5/8"-11	14	5	4.9	6.0
6149-20	10,000	5"	120	1200/1-2/3	8.5	5/8"-11	14	5-1/2	5.2	6.2

STANDARD EQUIPMENT: FOR 6148-6, 6151 AND 6149-20 – Side Handle, Spanner Wrench, Grinding Disc, Guard and Flange Set. FOR 6149-6 – Same as 6148-6 Plus Carrying Case.

Δ When used as a grinder, guard must be used for O.S.H.A. compliance.

* Flange designed to accommodate 7/8" hub depressed center wheel, diamond blades, and Type 1 wheels (use Type 1 guard).



HEAVY-DUTY 4-1/2" AND 5" 5.5 AMP SANDER/GRINDERS

4-1/2" DIAMETER MODELS

6140-6

• 5/8"-11 SPINDLE SIZE



6145

• 1/2"-13 SPINDLE SIZE



5" DIAMETER MODEL

6141

• 5/8"-11 SPINDLE SIZE



- **Powerful 5.5 Amp 3/4 Maximum HP Motor With Long Life Brushes And High Output Fans**
Provides high performance power for grinding, cutting, and finishing operations.
- **Optimum Speed For Various Accessories Including resin bonded abrasives, wire brushes, resin fiber discs and abrasive flap discs.**
- **All Ball And Roller Bearing Construction**
- **Spiral Bevel Gears**
For optimum motor torque transfer, improved performance and durability. Replaceable armature pinion gear.
- **Cast Aluminum Gear Housing With Recessed Spindle Lock**
Accessory change is fast and easy – single wrench operation.
- **3-Position Side Handle**
- **Adjustable Wheel Guard**
Tool-free adjustment.



SPECIFICATIONS

CATALOG NUMBER	SPEED RPM	DISC DIA.	VOLTS AC-DC	AMPS	MAXIMUM POWER OUTPUT (WATTS/MAX HP)	SPINDLE SIZE *	LENGTH	NET WGT. LBS.	SHIP.WGT LBS.
6140-6 Δ	10,000	4-1/2"	120	5.5	560/3/4	5/8"-11	10-1/2"	4.5	6.0
6145 Δ	10,000	4-1/2"	120	5.5	560/3/4	1/2"-13	10-1/2"	4.5	6.0
6141 Δ	10,000	5"	120	5.5	560/3/4	5/8"-11	10-1/2"	5.0	6.3

STANDARD EQUIPMENT: FOR 6140-6, 6145 AND 6141 – Side Handle, Spanner Wrench, Grinding Disc, Type 27 Guard, Back Flange and Flange Nut.

Δ When used as a grinder, guard must be used for O.S.H.A. compliance.

* Flange designed to accommodate 7/8" hub depressed center wheel, diamond blades, and Type 1 wheels (use Type 1 guard)

ACCESSORIES

GUARDS – MOVEABLE

49-12-0365 4-1/2" – moveable. For "E" and above serial number tools. (Not applicable on A thru D serial number tools.)

49-12-0366 5" – moveable. For "E" and above serial number tools. (Not applicable on A thru D serial number tools.)

GUARDS – FOR TYPE 1 DISCS

For all Magnum, Super Magnum, 6140, 6145 and 6141 models.

49-12-0361 4-1/2" Guard.

49-12-0362 5" Guard.

GUARDS – SINGLE SCREW

49-12-0320 4-1/2" – single screw. For previous models serial number "D" and below.

49-12-0330 5" – single screw. For previous models serial number "D" and below.

FLANGES AND NUTS

49-05-0041 Back Flange.

49-05-0050 Flange nut. *For use with 6145

49-05-0051 Flange nut.

REMOVABLE SIDE HANDLE

49-15-0310



SPANNER WRENCH

49-96-7205 Spanner wrench



STEEL CARRYING CASE

48-55-0885

IMPACT RESISTANT CARRYING CASE

48-55-0886 Protective carrying case...high impact polyethylene. May be used with either 4-1/2" or 5" sander/grinders.



HEAVY-DUTY 6" RIGHT ANGLE GRINDER

6160-20
• 9000 RPM



- **1.9 Max Horsepower, 11.0 Amp Motor** (9000 rpm) easily handles the toughest cutting and grinding applications.
- **Paddle Style Switch**
For optimal comfort and operator control; the preferred style on most major job sites.
- **Solid State Electronics – Tachometer Feedback**
 - Constant speed under load – optimizes cutting and grinding performance.
 - Soft start – reduces start-up torque and improves gear life.
 - Overload protection – helps prevent over heating and motor failures.
- **Tool-Free, Five-Position Guard For Fast Guard Adjustments**
- **Three Position Side Handle**
For maximum control and comfort during cutting and grinding applications.
- **Directed Air Flow Through Four Exhaust Vents For Cooler Running and Longer Motor Life**
- **Lightweight**
Only 6.6 pounds and compact to fit in tight spaces.
- **Superior Life Test Results When Simulating A Typical Cutting Application:**



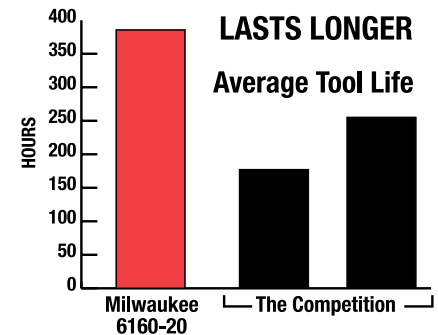
CUTTING:

- Tubing, Pipe or Conduit • Angle Iron
- Channel and I-beam • Rebar • UniStrut
- Anchors • Sheet Steel



GRINDING:

- Welds • Steel and Stainless Steel



Source: Internal test data.

SPECIFICATIONS

CATALOG NUMBER	SPEED RPM	DISC DIA.	VOLTS	AMPS	MAXIMUM HORSEPOWER	SPINDLE THREAD SIZE	OVERALL LENGTH	NET WGT. LBS.	SHIP. WGT. LBS.
6160-20	9000	6"	120 AC ONLY	11.0	1.9	5/8"-11	12-5/8"	6.6	8.5

STANDARD EQUIPMENT: FOR 6160-20 — Tool, side handle 49-15-0310, Type 27 guard (49-12-0300), back flange (49-05-0110), flange nut (49-05-0125), abrasive cutting wheel (49-94-6305).

ACCESSORIES

Milwaukee's new line of 6" high quality grinding and cut-off wheels are designed to provide maximum life, fast, efficient metal removal and cutting.

Abrasive wheel specifications and types are defined by Diameter X Thickness X Center Hole / Hub Size.

- 7/8" center hole diameter requires the use of back flange and flange nut (included with tool).
- 5/8"-11 hub threads directly onto shaft.



Type 1 Wheels



Type 27 Wheels
(Depressed Center)

PREMIUM ABRASIVE WHEELS

Cut-Off Applications:

Cat. Number	Description	Application	Qty/Ctn	Type
49-94-6300	6" X .045" X 7/8"	Stainless Steel / Metal	25	1
49-94-6305	6" X .045" X 7/8"	Stainless Steel / Metal	25	27

Grinding / Cut-Off Applications:

49-94-6360	6" X 1/8" X 5/8"-11	Pipe line / Cutting & Grinding	5	27
------------	---------------------	--------------------------------	---	----

Grinding Applications:

49-94-6330	6" X 1/4" X 5/8"-11	Stainless Steel / Metal	5	27
49-94-6340	6" X 1/4" X 7/8"	Stainless Steel / Metal	10	27

GUARD-TYPE 1

49-12-0305

Five-position, tool-free Type 1 guard allows for fast guard adjustments. Per OSHA and ANSI standards, a Type 1 guard must be used with Type 1 wheels (abrasive or diamond).



Note: OSHA and ANSI standards require the use of a Type 1 guard with a Type 1 wheel (abrasive or diamond).



HEAVY-DUTY 7"/9" 13.0 AMP SANDERS

6072

• 5000 RPM



6078

• 0-6000 RPM
• DIAL SPEED FEATURE



- MILWAUKEE Sanders May Be Converted To Grinders By Using The Proper Wheel Guard For Grinding Operations.
- Powerful 13.0 Amp 2-1/4 Maximum HP With Long Life Brushes And High Output Fans Provides high performance power for grinding, cutting, and finishing operations.
- Optimum Speed Range For Various Accessories Including resin bonded abrasives, wire brushes, resin fiber discs and abrasive flap discs.
- All Ball And Roller Bearing Construction
- Spiral Bevel Gears For optimum motor torque transfer, improved performance and durability. Replaceable armature pinion gear.
- Cast Aluminum Gear Housing With Recessed Spindle Lock Accessory change is fast and easy – single wrench operation.
- 2-Position Side Handle
- Adjustable Wheel Guard
- Lock-On Button For Continuous Operation

EXCLUSIVE 6078 FEATURE:

- Dial Speed Control To match optimum RPM to application.
- 2-Wire Quik-Lok® Cord* Sets Quick detachment from tool for tangle free carrying and storage. Instant field repair and safe replacement. Tools come with 2-wire, 10'-16 gauge rubber cord No. 48-76-5010. A 25' cord No. 48-76-5025 is also available.



*2-Wire Quik-Lok Cord is not compatible with previous 3-Wire Quik-Lok configurations.

SPECIFICATIONS

CATALOG NUMBER	SPEED RPM	DISC DIA.	VOLTS	AMPS	MAX. POWER OUTPUT (WATTS)	MAXIMUM HORSEPOWER	SPINDLE THREAD SIZE	LENGTH	NET WGT. LBS.	SHIP. WGT. LBS.
6072	5000	7"/9"	120 AC-DC	13.0	1680	2-1/4	5/8"-11	17"	9.3	11.3
6078	0-6000	7"/9"	120 AC ONLY	13.0	1680	2-1/4	5/8"-11	17"	9.3	11.3

STANDARD EQUIPMENT: FOR 6072 — Side Handle, Flange and Nylon Washer Only. Order All Accessories Separately. FOR 6078 — Side Handle, 10' 2-Wire Quik-Lok Cord, Flange and Nylon Washer Only. Order All Accessories Separately.

ACCESSORIES

STEEL CARRYING CASE

48-55-0890 For all 13.0 and 15.0 amp Grinders and Sanders. 6080-20, 6081-20, 6082-20, 6086-20, 6088-20 & 6089-20 sander/grinders will only fit if the wheel & guard are removed.

TYPE "G" GREASE

49-08-4140 1 lb. can





HEAVY-DUTY 15.0 AMP SANDERS AND GRINDERS

6065-6
• 5000 RPM



6066-6
• 6000 RPM



- MILWAUKEE Sanders May Be Converted To Grinders By Using The Proper Wheel Guard For Grinding Operations – (See Accessory Pages)
- Powerful 15.0 Amp 3-1/2 Maximum HP With Long Life Brushes And High Output Fans Provides high performance power for grinding, cutting, and finishing operations.
- Cast Aluminum Gear Housing With Recessed Spindle Lock Accessory change is fast and easy – single wrench operation.
- Optimum Speed Range For Various Accessories Including resin bonded abrasives, wire brushes, resin fiber discs and abrasive flap discs.
- All Ball And Roller Bearing Construction
- Spiral Bevel Gears For optimum motor torque transfer, improved performance and durability. Replaceable armature pinion gear.
- Lock-On Button For Continuous Operation
- 2-Position Side Handle

ACCESSORIES

STEEL CARRYING CASE

48-55-0890 For all 13.0 and 15.0 amp Grinders and Sanders. 6080-20, 6081-20, 6082-20, 6086-20, 6088-20 & 6089-20 sander/grinders will only fit if the wheel & guard are removed.



SPECIFICATIONS

CATALOG NUMBER	SPEED RPM	DISC DIA.	GUARD TYPE	VOLTS AC-DC	AMPS	MAX. POWER OUTPUT (WATTS)	MAXIMUM HORSEPOWER	SPINDLE THREAD SIZE	LENGTH	NET WGT. LBS.	SHIP. WGT. LBS.
6065-6	5000	7"/9"	–	120	15.0	2610	3-1/2	5/8"-11	17-1/2"	12.0	15.3
6066-6	6000	7"/9"	–	120	15.0	2610	3-1/2	5/8"-11	17-1/2"	12.0	15.3

STANDARD EQUIPMENT: FOR 6065-6 and 6066-6 — Side Handle, Flange and Nylon Washer Only. Order All Accessories Separately.



HEAVY-DUTY 15.0 AMP SANDERS

6080-20

- 7"/9" DIAMETER
- 6000 RPM



**SUPERIOR
ERGONOMICS**

6081-20

- 7"/9" DIAMETER
- 6000 RPM



**OUTSTANDING
DURABILITY AND
PERFORMANCE**

6082-20

- 7"/9" DIAMETER
- 6000 RPM
- EXCLUSIVE 9-POSITION ROTATING MAIN GRIP



- **Powerful 15.0 Amp 4.0 Maximum Horsepower**
Provides high performance power for grinding, cutting, and finishing operations.
- **Side And Main Grip Angled For Optimum Comfort**
- **Lightweight**
- **Comfortable Two Finger Switch**
- **3-Position Side Handle**
- **Cast Aluminum Gear Housing With Conveniently Located Spindlelock**
Accessory change is fast and easy-single wrench operation.
- **Spiral Bevel Gears**
For optimum motor torque transfer, improved performance and durability. Replaceable armature pinion gear.
- **Outstanding Durability And Performance**
Epoxy coated field windings and armature. gear case is specially sealed. Long lasting brushes.
- **Heavy-Duty Tool Rest Cast In The Gear Case**
- **Optimum Speed For Various Accessories**
Including resin bonded abrasives, wire brushes, resin fiber discs and abrasive flap discs.

EXCLUSIVE 6082-20 FEATURES

- **9-Position Rotating Main Grip**
Provides optimum comfort when grinding or cutting in any position.



SPECIFICATIONS

CATALOG NUMBER	SPEED RPM	DISC DIA.	VOLTS AC-DC	AMPS	CORD	DOUBLE INSULATED /GROUNDED	SWITCH LOCK	GUARD	LENGTH	NET WGT. LBS.	SHIP. WGT. LBS.
6080-20	6000	7"/9"	120	15.0	FIXED	DOUBLE INSULATED	N/A	OPTIONAL	19-1/4"	11.8	14.7
6081-20	6000	7"/9"	120	15.0	FIXED	GROUNDED	N/A	OPTIONAL	19-1/4"	11.8	14.7
6082-20	6000	7"/9"	120	15.0	FIXED	DOUBLE INSULATED	N/A	OPTIONAL	19-1/4"	11.8	14.7

STANDARD EQUIPMENT: Side Handle and Nylon Washer.



HEAVY-DUTY 15.0 AMP GRINDERS

6088-20

- 7" DIAMETER
- 6000 RPM



OUTSTANDING
DURABILITY AND
PERFORMANCE

6086-20

- 9" DIAMETER
- 6000 RPM



SUPERIOR
ERGONOMICS

6089-20

- 9" DIAMETER
- 6000 RPM
- EXCLUSIVE 9-POSITION ROTATING MAIN GRIP



- **Powerful 15.0 Amp, 4.0 Maximum Horsepower**
Provides high performance power for grinding, cutting, and finishing operations.
- **Side And Main Grip Angled For Optimum Comfort**
- **Lightweight**
- **Comfortable Two Finger Switch**
- **3-Position Side Handle**
- **Cast Aluminum Gear Housing With Conveniently Located Spindlelock**
Accessory change is fast and easy-single wrench operation.
- **Spiral Bevel Gears**
For optimum motor torque transfer, improved performance and durability. Replaceable armature pinion gear.
- **Outstanding Durability And Performance**
Epoxy coated field windings and armature. gear case is specially sealed. Long lasting brushes.
- **Heavy-Duty Tool Rest Cast In The Gear Case**
- **Optimum Speed For Various Accessories**
Including resin bonded abrasives, wire brushes, resin fiber discs and abrasive flap discs.

EXCLUSIVE 6089-20 FEATURES

- **9-Position Rotating Main Grip**
Provides optimum comfort when grinding or cutting in any position.




SPECIFICATIONS

CATALOG NUMBER	SPEED RPM	DISC DIA.	VOLTS AC-DC	AMPS	CORD	DOUBLE INSULATED /GROUNDED	SWITCH LOCK	GUARD	LENGTH	NET WGT. LBS.	SHIP. WGT. LBS.
6088-20	6000	7"	120	15.0	FIXED	DOUBLE INSULATED	LOCK-ON	7" GUARD	19-1/4"	13.7	16.5
6086-20	6000	9"	120	15.0	QUIK-LOK	DOUBLE INSULATED	LOCK-ON	9" GUARD	19-1/4"	14.1	17.4
6089-20	6000	9"	120	15.0	QUIK-LOK	DOUBLE INSULATED	LOCK-ON	9" GUARD	19-1/4"	14.1	17.4

STANDARD EQUIPMENT: Side Handle, Nylon Washer, Back Flange, Flange Nut, and Spanner Wrench. FOR 6088-20 – 7" guard and 7" grinding wheel. FOR 6086-20 and 6089-20 – 9" guard and 9" grinding wheel.



BACKING PAD ASSEMBLIES



SPIRAL RUBBER PAD ASSEMBLIES

Spiral design backing pad is air cooled...ideal for all sanding applications on metal, plastic, fiberglass, etc. Complete assembly includes Rubber Pad and Disc Nut. Does Not Include Abrasive Sanding Disc.

- 49-36-3800** 7" Dia., 5/8"-11 Thread, Max. Speed 7500 RPM.
- 49-36-3850** 9" Dia., 5/8"-11 Thread, Max. Speed 6000 RPM.
- 49-40-0360** Disc Nut only.

RUBBER PAD ASSEMBLIES

Complete assembly includes Rubber Pad and Disc Nut. Does Not Include Abrasive Sanding Disc.

- 49-36-3700** 7" Dia., 5/8"-11 Thread, Max. Speed 8500 RPM.
- 49-36-3750** 9" Dia., 5/8"-11 Thread, Max. Speed 7500 RPM.
- 49-40-0360** Disc Nut only.

STANDARD PHENOLIC DISC ASSEMBLIES

Complete assembly includes Rubber Pad, Disc and Disc Nut. Does Not Include Abrasive Sanding Disc.

- 49-36-6000** 7" Dia., 5/8"-11 Thread, Max. Speed 7000 RPM.
- 49-36-6050** 9" Dia., 5/8"-11 Thread, Max. Speed 7000 RPM.
- 49-40-0350** Disc Nut only.

PHENOLIC DISC ONLY (WHEN PURCHASED SEPARATELY)

Must be used with Rubber Pad No. 49-36-3500.

- 48-80-6000** 7" Dia., 5/8"-11 Thread, Max. Speed 7000 RPM.
- 48-80-6050** 9" Dia., 5/8"-11 Thread, Max. Speed 7000 RPM.
- 49-36-3500** Rubber Pad only. Maximum Speed 7000 RPM.
- 49-40-0350** Disc Nut only.

POLYPROPYLENE PAD KITS

Includes backing pad and disc nut.

- 49-36-3455** 4-1/2" Dia., 5/8"-11 Thd., Max. Spd. 13,000 RPM.
- 49-36-3450** 4-1/2" Dia., 1/2"-13 Thd., Max. Spd. 13,000 RPM. For use with 6145 and previous Model 6147 Kit.
- 49-36-3465** 5" Dia., 5/8"-11 Thd., Max. Speed 13,000 RPM. For use with 6141.
- 49-36-3460** 5" Dia., 1/2"-13 Thread, Max. Speed 13,000 RPM. For use with previous Model 6146.

POLYPROPYLENE PADS

Assembly includes Disc Nut. Does Not Include Abrasive Sanding Disc.

- 49-36-3452** 4-1/2" Dia., 1/2"-13 Thd., Max. Spd. 13,000 RPM.
- 49-36-3453** 4-1/2" Dia., 5/8"-11 Thd., Max. Spd. 13,000 RPM.
- 49-36-3462** 5" Dia., 1/2"-13 Thread, Max. Speed 13,000 RPM.
- 49-36-3463** 5" Dia., 5/8"-11 Thread, Max. Speed 13,000 RPM.
- 49-36-3900** 7" Dia., 5/8"-11 Thread, Max. Speed 8000 RPM.
- 49-36-3950** 9" Dia., 5/8"-11 Thread, Max. Speed 8000 RPM.

DISC NUTS

- 49-40-0360** 5/8"-11 Thread.
- 49-40-0370** 1/2"-13 Thread. As furnished with 49-36-3450 and 49-36-3452 Backing Pad Assemblies.

RESIN BONDED ABRASIVE SANDING DISCS

ALUMINA ZIRCONIA RESIN FIBRE DISCS

METAL APPLICATIONS	4-1/2" DIA. 13,000 RPM MAX. SPEED	5" DIA. 13,000 RPM MAX. SPEED	7" DIA. 7,000 RPM MAX. SPEED	9" DIA. 7,000 RPM MAX. SPEED	GRIT	QTY
• High Performance and fast removal rate	48-80-0681	48-80-0693	48-80-0705	48-80-0717	24	25
• Paint removal on cars or boats - Ideal for heavy weld and metal grinding - Ideal for all ferrous metals	48-80-0683	48-80-0695	48-80-0707	48-80-0719	36	25
	48-80-0685	48-80-0697	48-80-0709	48-80-0723	50	25
	48-80-0687	48-80-0699	48-80-0713	48-80-0725	60	25
	48-80-0689	48-80-0703	48-80-0715	48-80-0727	80	25

ALUMINUM OXIDE RESIN FIBRE DISCS FOR MALLEABLE MATERIALS

• Removes material rapidly	48-80-0622	48-80-0636	48-80-0652	-	24	5
• Ideal for Aluminum and non-ferrous metals, wood and fiberglass	48-80-0623	48-80-0637	48-80-0653	48-80-0667	24	25
	48-80-0626	48-80-0642	48-80-0656	-	36	5
	48-80-0627	48-80-0643	48-80-0657	48-80-0673	36	25
	48-80-0632	48-80-0646	48-80-0662	-	50	5
	48-80-0633	48-80-0647	48-80-0663	48-80-0677	50	25

CERAMIC RESIN FIBER DISCS FOR METAL - CARBON ALLOY APPLICATIONS ONLY

• Long lasting and superior performance in comparison to equivalent aluminum oxide disc	48-80-0770	48-80-0812	48-80-0820	48-80-0830	24	5
• High stock removal rate	48-80-0780	48-80-0814	48-80-0822	48-80-0832	36	5
• Ideal for grinding and finishing most demanding applications	48-80-0790	48-80-0815	48-80-0824	48-80-0834	50	5
	48-80-0800	48-80-0816	48-80-0826	48-80-0836	60	5
	48-80-0810	48-80-0817	48-80-0828	48-80-0838	80	5

ALUMINUM OXIDE RESIN FIBER DISCS - GENERAL PURPOSE APPLICATIONS

PURPOSE APPLICATIONS	4-1/2" DIA. 13,000 RPM MAX. SPEED	5" DIA. 13,000 RPM MAX. SPEED	7" DIA. 7,000 RPM MAX. SPEED	9" DIA. 7,000 RPM MAX. SPEED	GRIT	QTY
• Most Common Grain Used In Metal Working Industry	48-80-0501	48-80-0534	48-80-0572	-	assort.	5
• General Purpose Metal Applications	-	-	48-80-0575	-	16	5
Ideal for rust and scale removal	-	-	48-80-0576	48-80-0603	16	25
Light grinding of various metals	48-80-0504	48-80-0536	48-80-0579	-	24	5
	48-80-0505	48-80-0537	48-80-0580	48-80-0605	24	25
	48-80-0508	48-80-0542	48-80-0583	-	36	5
	48-80-0509	48-80-0543	48-80-0584	48-80-0607	36	25
	48-80-0514	48-80-0548	48-80-0587	-	50	5
	48-80-0515	48-80-0549	48-80-0588	48-80-0609	50	25
	48-80-0518	48-80-0554	48-80-0591	-	60	5
	48-80-0519	48-80-0555	48-80-0592	48-80-0613	60	25
	48-80-0524	48-80-0560	48-80-0595	-	80	5
	48-80-0525	48-80-0561	48-80-0596	48-80-0615	80	25
	48-80-0528	48-80-0566	48-80-0599	-	120	5
	48-80-0529	48-80-0567	48-80-0601	48-80-0617	120	25

• Includes one each of 36, 50, 60, 80 and 120 Grit Discs.

ABRASIVE SANDING DISC TRIMMER

Increase the life of used sanding discs by trimming.

- 49-80-1000** Disc Trimmer.
- 49-80-1155** Upper and Lower Blade Set.



HEAVY-DUTY SANDING/GRINDING ACCESSORIES

WIRE BRUSHES

CRIMPED OR KNOT WIRE CUP BRUSHES

Finest quality crimped or knot wire brushes to give long service life on the toughest cleaning jobs. Ideally suited for cleaning castings, structural steel, sheet metal.

KNOT WIRE CUP BRUSH - CARBON STEEL

CAT. NO.	DIA. (IN.)	THREAD	DESCRIPTION	MAX. SPEED
48-52-5040	2-3/4	5/8"-11	.020 Wire	12,000 RPM
48-52-1125	2-3/4	1/2"-13	.020 Wire	12,000 RPM
48-52-5067	3-1/2	5/8"-11	.020 Wire	13,000 RPM
48-52-1350	4	5/8"-11	.020 Wire	7,000 RPM
48-52-1650	6	5/8"-11	.023 Wire	6,000 RPM

KNOT WIRE CUP BRUSH - STAINLESS STEEL

48-52-5050	2-3/4	5/8"-11	.020 Wire	12,000 RPM
48-52-1130	2-3/4	1/2"-13	.020 Wire	12,000 RPM

CRIMPED WIRE CUP BRUSH - CARBON STEEL

48-52-5060	3	5/8"-11	.012 Wire	12,000 RPM
48-52-1135	3	1/2"-13	.012 Wire	12,000 RPM
48-52-5065	3-1/2	5/8"-11	.014 Wire	12,000 RPM
48-52-1300	4	5/8"-11	.014 Wire	7,000 RPM
48-52-1400	5	5/8"-11	.020 Wire	8,000 RPM
48-52-1600	6	5/8"-11	.014 Wire	6,000 RPM

BEVEL KNOT BRUSH - CARBON STEEL

48-52-1280	4	5/8"-11	.014 Wire	12,000 RPM
48-52-1285	4	1/2"-13	.014 Wire	12,000 RPM
48-52-1305	4	5/8"-11	.020 Wire	12,000 RPM
48-52-1310	4	1/2"-13	.020 Wire	12,000 RPM

BEVEL KNOT BRUSH - STAINLESS STEEL

48-52-1290	4	5/8"-11	.014 Wire	12,000 RPM
48-52-1295	4	1/2"-13	.014 Wire	12,000 RPM
48-52-1315	4	5/8"-11	.020 Wire	12,000 RPM
48-52-1320	4	1/2"-13	.020 Wire	12,000 RPM

BEVEL CRIMPED BRUSH - CARBON STEEL

48-52-1325	4	5/8"-11	.014 Wire	12,000 RPM
48-52-1330	4	1/2"-13	.014 Wire	12,000 RPM

BEVEL CRIMPED BRUSH - STAINLESS STEEL

48-52-1335	4	5/8"-11	.014 Wire	12,000 RPM
48-52-1340	4	1/2"-13	.014 Wire	12,000 RPM

THREADED ADAPTERS

48-03-1005	5/8"-11 — M 10 X 1.25
48-03-1010	5/8"-11 — M 10 X 1.50

WIRE WHEELS

CRIMPED OR KNOT WIRE WHEELS

Finest quality crimped or knot wire brushes to give long service life on the toughest cleaning jobs. Ideally suited for cleaning castings, structural steel, sheet metal.

STRINGER BEAD WIRE WHEEL - STAINLESS STEEL

CAT. NO.	DIA. (IN.)	THREAD	DESCRIPTION	MAX. SPEED
48-52-5000	4	5/8"-11	.020 Wire	12,000 RPM
48-52-1225	4	1/2"-13	.020 Wire	12,000 RPM
48-52-1705	5	5/8"-11	.020 Wire	12,500 RPM
48-52-1720	6	5/8"-11	.020 Wire	9,500 RPM

FULL CABLE TWIST KNOT WIRE WHEEL - CARBON STEEL

48-52-5030	4	5/8"-11	.020 Wire	12,000 RPM
48-52-1250	4	1/2"-13	.020 Wire	12,000 RPM
48-52-1710	5	5/8"-11	.020 Wire	12,500 RPM
48-52-1725	6	5/8"-11	.023 Wire	9,500 RPM

STRINGER BEAD WIRE WHEEL - CARBON STEEL

48-52-5010	4	5/8"-11	.020 Wire	12,000 RPM
48-52-2220	4	1/2"-13	.020 Wire	12,000 RPM
48-52-1700	5	5/8"-11	.020 Wire	12,500 RPM
48-52-1715	6	5/8"-11	.020 Wire	9,500 RPM

FULL CABLE TWIST KNOT WIRE WHEEL - STAINLESS STEEL

48-52-5020	4	5/8"-11	.020 Wire	12,000 RPM
48-52-2225	4	1/2"-13	.020 Wire	12,000 RPM

RADIAL CRIMPED WIRE WHEEL BRUSH - CARBON STEEL

48-52-5070	4	5/8"-11	.014 Wire	12,000 RPM
48-52-1275	4	1/2"-13	.014 Wire	12,000 RPM

USE OF WIRE WHEELS REQUIRES TOOL GUARD.



HEAVY-DUTY FLAP DISCS

HEAVY-DUTY SANDING/GRINDING ACCESSORIES

TYPE 27, TYPE 27 EXTRA THICK AND TYPE 29 FLAP DISCS

Milwaukee Zirconia Alumina Flap Discs are a hybrid between coated abrasives and depressed center wheels. Flap Discs combine stock removal capabilities and surface finishing characteristics into one product. These Flap Discs can grind and finish simultaneously.

- Milwaukee Flap Discs last 15X longer than fiber resin discs.
- Zirconia Alumina grain lasts up to 30% longer than aluminum oxide flap discs.
- Extra thick Type 27 Flap Discs last up to 40% longer than standard Type 27 Flap Discs.
- Milwaukee Flap Discs have fiberglass backing plates that are lightweight, will not mar the surface and wear uniformly with flaps.



4-1/2" TYPE 27
48-80-8102
4-1/2 X 7/8 FLAP DISC ZA80



4-1/2" TYPE 27 - EXTRA THICK
48-80-8202
4-1/2 X 7/8 FLAP DISC ZA80 - EXTRA THICK



4-1/2" TYPE 29
48-80-8012
4-1/2 X 5/8-11 FLAP DISC ZA80

RECOMMENDATIONS BY MATERIAL AND APPLICATION


MATERIAL GROUPS:	APPLICATION:	GRIT SIZE:		
		36	60	80
STEELS				
Alloyed, Unalloyed Structural, Carbon, Tool, High Speed	Surface grinding/preparation	■	■	■
	Weld blending	■	■	■
	Deburring/edge grinding	■	■	■
	Cleaning and Finishing	■	■	■
HIGH-GRADE STEELS				
Stainless, High-Temperature Alloys Heat-Resistant	Surface grinding/preparation	■	■	■
	Weld blending	■	■	■
	Deburring/edge grinding	■	■	■
	Cleaning and Finishing	■	■	■
SHEET METALS				
Sheet Steel, High-Grade Sheet Steel	Surface grinding/preparation	■	■	■
	Weld blending	■	■	■
	Deburring/edge grinding	■	■	■
	Cleaning and Finishing	■	■	■
ALUMINUM				
	Surface grinding/preparation	■	■	■
	Weld blending	■	■	■
	Deburring/edge grinding	■	■	■
	Cleaning and Finishing	■	■	■
BRASS AND BRONZE				
	Surface grinding/preparation	■	■	■
	Weld blending	■	■	■
	Deburring/edge grinding	■	■	■
	Cleaning and Finishing	■	■	■
CAST-IRON				
	Surface grinding/preparation	■	■	■
	Weld blending	■	■	■
	Deburring/edge grinding	■	■	■
	Cleaning and Finishing	■	■	■

■ Recommended

■ Suitable for this material and application



DESCRIPTION AND SIZE	CATALOG NUMBER	ABRASIVE SPECIFICATION	GRIT SPEC.	APPLICATION	MAX RPM	CASE QTY
4-1/2" TYPE 27						
4-1/2 X 7/8 FLAP DISC ZA36	48-80-8100	Zirconia Alumina	36	Stock Removal, Deburring, Blending Welds, Edge Chamfering	13300	5
4-1/2 X 7/8 FLAP DISC ZA60	48-80-8101	Zirconia Alumina	60	Surface Preparation, Cleaning and Finishing	13300	5
4-1/2 X 7/8 FLAP DISC ZA80	48-80-8102	Zirconia Alumina	80	Surface Preparation, Cleaning and Finishing	13300	5
4-1/2 X 5/8-11 FLP DISC ZA36	48-80-8110	Zirconia Alumina	36	Stock Removal, Deburring, Blending Welds, Edge Chamfering	13300	5
4-1/2 X 5/8-11 FLAP DISC ZA60	48-80-8111	Zirconia Alumina	60	Surface Preparation, Cleaning and Finishing	13300	5
4-1/2 X 5/8-11 FLAP DISC ZA80	48-80-8112	Zirconia Alumina	80	Surface Preparation, Cleaning and Finishing	13300	5
4-1/2" TYPE 27-EXTRA THICK						
4-1/2 X 7/8 FLAP DISC ZA36 - Extra Thick	48-80-8200	Zirconia Alumina	36	Stock Removal, Deburring, Blending Welds, Edge Chamfering	13000	5
4-1/2 X 7/8 FLAP DISC ZA60 - Extra Thick	48-80-8201	Zirconia Alumina	60	Surface Preparation, Cleaning and Finishing	13000	5
4-1/2 X 7/8 FLAP DISC ZA80 - Extra Thick	48-80-8202	Zirconia Alumina	80	Surface Preparation, Cleaning and Finishing	13000	5
4-1/2" TYPE 29						
4-1/2 X 7/8 FLAP DISC ZA36	48-80-8000	Zirconia Alumina	36	Stock Removal, Deburring, Blending Welds, Edge Chamfering	13300	5
4-1/2 X 7/8 FLAP DISC ZA60	48-80-8001	Zirconia Alumina	60	Surface Preparation, Cleaning and Finishing	13300	5
4-1/2 X 7/8 FLAP DISC ZA80	48-80-8002	Zirconia Alumina	80	Surface Preparation, Cleaning and Finishing	13300	5
4-1/2 X 5/8-11 FLP DISC ZA36	48-80-8010	Zirconia Alumina	36	Stock Removal, Deburring, Blending Welds, Edge Chamfering	13300	5
4-1/2 X 5/8-11 FLAP DISC ZA60	48-80-8011	Zirconia Alumina	60	Surface Preparation, Cleaning and Finishing	13300	5
4-1/2 X 5/8-11 FLAP DISC ZA80	48-80-8012	Zirconia Alumina	80	Surface Preparation, Cleaning and Finishing	13300	5
5" TYPE 29						
5 X 7/8 FLAP DISC ZA36	48-80-8020	Zirconia Alumina	36	Stock Removal, Deburring, Blending Welds, Edge Chamfering	12000	5
5 X 7/8 FLAP DISC ZA60	48-80-8021	Zirconia Alumina	60	Surface Preparation, Cleaning and Finishing	12000	5
5 X 7/8 FLAP DISC ZA80	48-80-8022	Zirconia Alumina	80	Surface Preparation, Cleaning and Finishing	12000	5
7" TYPE 29						
7 X 7/8 FLAP DISC ZA36	48-80-8030	Zirconia Alumina	36	Stock Removal, Deburring, Blending Welds, Edge Chamfering	8600	5
7 X 7/8 FLAP DISC ZA60	48-80-8031	Zirconia Alumina	60	Surface Preparation, Cleaning and Finishing	8600	5
7 X 7/8 FLAP DISC ZA80	48-80-8032	Zirconia Alumina	80	Surface Preparation, Cleaning and Finishing	8600	5
7 X 5/8-11 FLAP DISC ZA36	48-80-8040	Zirconia Alumina	36	Stock Removal, Deburring, Blending Welds, Edge Chamfering	8600	5
7 X 5/8-11 FLAP DISC ZA60	48-80-8041	Zirconia Alumina	60	Surface Preparation, Cleaning and Finishing	8600	5
7 X 5/8-11 FLAP DISC ZA80	48-80-8042	Zirconia Alumina	80	Surface Preparation, Cleaning and Finishing	8600	5



TYPE 1 AND TYPE 27 REINFORCED DEPRESSED CENTER WHEELS



TYPE 1 CUT-OFF WHEELS *
with 7/8" diameter hub
Designed for fast cutting and long life.
* Type 1 cut-off wheels are designed for cutting only!



TYPE 27 DEPRESSED CENTER WHEELS
with 7/8" diameter hub
TYPE 27 CUT-OFF WHEELS
Designed for fast cutting and long life.
TYPE 27 GRINDING WHEELS
Designed for grinding, blending, and other general purpose applications.



TYPE 27 DEPRESSED CENTER WHEELS
with 5/8"-11 threaded hub.
TYPE 27 GRINDING WHEELS
Designed for grinding, blending, and other general purpose applications.

TYPES OF ABRASIVE GRAINS

- (A) Aluminum Oxide is the most common abrasive grain and is ideal for cutting and grinding metal.
- (C) Silicon Carbide is an abrasive grain that is ideal for cutting and grinding concrete due to its aggressive material removal characteristics.
- (ZA) Zirconia Alumina is an abrasive grain that is known for its extra long life characteristics.

ABRASIVE SPECIFICATION CHART**

Primary Abrasive Grain Material	Abrasive Grain Size			Bond Grade/Hardness		
	Coarse	Medium	Fine	Soft	Medium	Hard
(A) Aluminum Oxide	12	30	80	D	I	Q
(C) Silicon Carbide	14	36	90	E	J	R
(ZA) Zirconia Alumina	16	46	100	F	K	S
	20	54	120	G	L	T
	24	60	150	H	M	U
		70	220		O	V
					P	Y
						Z

** Abrasive specifications are read left to right, for example a grinding wheel with an abrasive specification of A24R would mean the primary abrasive grain material is Aluminum Oxide, the grain size is 24 and the Bond/Grade Hardness is R.

DESCRIPTION AND SIZE	CATALOG NUMBER	ABRASIVE SPEC.	MATERIAL APPLICATION	FAST CUT/LONG-LIFE EXTRA LONG LIFE AGGRESSIVE MAT'L REMOVAL	MAX. RPM	CASE QTY
4-1/2" (TYPE 1 & 27) CUT-OFF WHEELS						
4-1/24-1/2 x .045 x 7/8 Type 1	49-94-4500	A60T	Metal / Stainless Cutting	Fast Cut/Long Life	13580	25
4-1/2 x .045 x 7/8 Type 27	49-94-4505	A60T	Metal / Stainless Cutting	Fast Cut/Long Life	13580	25
4-1/2" TYPE 27 GRINDING WHEELS						
4-1/2 X 1/8 X 7/8	49-94-4510	A30S	Pipeline - Light grinding / cutting	Fast Cut/Long Life	13580	10
4-1/2 X 1/4 X 5/8"-11	49-94-4515	A24R	Metal / Stainless Grinding	Fast Cut/Long Life	13580	5
4-1/2 X 1/4 X 7/8	49-94-4520	A24R	Metal / Stainless Grinding	Fast Cut/Long Life	13580	10
4-1/2 X 1/8 X 5/8-11	49-94-4525	A30S	Pipeline - Light grinding / cutting	Fast Cut/Long Life	13580	5
4-1/2 X 1/4 X 7/8	49-94-4570	C24T	Concrete Grinding	Aggressive Mat'l Removal	13580	10
4-1/2 X 1/4 X 7/8	49-94-4580	ZA24R	Metal Grinding	Extra Long Life	13580	10
4-1/2 X 1/4 X 5/8-11	49-94-4585	ZA24R	Metal Grinding	Extra Long Life	13580	5
5" (TYPE 1 & 27) CUT-OFF WHEELS						
5 x .045 x 7/8 Type 1	49-94-5000	A60T	Metal / Stainless Cutting	Fast Cut/Long Life	12225	25
5 x .045 x 7/8 Type 27	49-94-5005	A60T	Metal / Stainless Cutting	Fast Cut/Long Life	12225	25
5" TYPE 27 GRINDING WHEELS						
5 x 1/8" x 7/8"	49-94-5010	A30S	Pipeline - Light grinding / cutting	Fast Cut/Long Life	12225	10
5 x 1/4" x 7/8"	49-94-5020	A24R	Metal / Stainless Grinding	Fast Cut/Long Life	12225	10
5 x 1/4" x 7/8"	49-94-5730	C24T	Concrete Grinding	Aggressive Mat'l Removal	12225	10
5 x 1/8" x 7/8"	49-94-5740	C24T	Concrete Grinding	Aggressive Mat'l Removal	12225	10
5 x 1/4" x 7/8"	49-94-5080	ZA24R	Metal / Stainless Cutting	Extra Long Life	12225	10
6" (TYPE 1 & 27) CUT-OFF WHEELS						
6 X .045 X 7/8 Type 1	49-94-6300	A60T	Metal / Stainless Cutting	Fast Cut/Long Life	10185	25
6 X .045 X 7/8 Type 27	49-94-6305	A60T	Metal / Stainless Cutting	Fast Cut/Long Life	10185	25
6" TYPE 27 GRINDING WHEELS						
6 X 1/4 X 5/8-11	49-94-6330	A24R	Metal / Stainless Grinding	Fast Cut/Long Life	10185	5
6 X 1/4 X 7/8	49-94-6340	A24R	Metal / Stainless Grinding	Fast Cut/Long Life	10185	10
6 X 1/8 X 5/8-11	49-94-6360	A30S	Pipeline - Light grinding / cutting	Fast Cut/Long Life	10185	5
7" TYPE 27 GRINDING WHEELS						
7 X 1/8 X 5/8-11	49-94-7015	A30S	Pipeline-Light grinding/cutting	Fast Cut/Long Life	8600	5
7 X 1/4 X 7/8	49-94-7020	A24R	Metal / Stainless Grinding	Fast Cut/Long Life	8600	10
7 X 1/4 X 5/8-11	49-94-7025	A24R	Metal / Stainless Grinding	Fast Cut/Long Life	8600	5
7 X 1/4 X 5/8-11	49-94-7735	C24T	Concrete Grinding	Aggressive Mat'l Removal	8600	5
7 X 1/8 X 5/8-11	49-94-7075	ZA24R	Pipeline - Light grinding / cutting	Extra Long Life	8600	5
7 X 1/4 X 5/8-11	49-94-7085	ZA24R	Metal Grinding	Extra Long Life	8600	5
9" TYPE 27 GRINDING WHEELS						
9 X 1/8 X 5/8-11	49-94-9015	A30S	Pipeline - Light grinding / cutting	Fast Cut/Long Life	6600	10
9 X 1/4 X 5/8-11	49-94-9025	A24R	Metal / Stainless Grinding	Fast Cut/Long Life	6600	10
9 X 1/4 X 5/8-11	49-94-9735	C24T	Concrete Grinding	Aggressive Mat'l Removal	6600	10
9 X 1/4 X 5/8-11	49-94-9085	ZA24R	Metal Grinding	Extra Long Life	6600	10



HEAVY-DUTY GRINDER ACCESSORIES

FOR USE WITH MODELS: 6080-20, 6081-20, 6082-20, 6086-20, 6088-20, 6089-20

GUARDS, 7" DIAMETER AND 9" DIAMETER

*Can be used in conjunction with type 29 grinding wheels



TYPE 27 GUARDS FOR TYPE 27 WHEELS WITHOUT THREADED HUBS*

- 49-12-0010 7" type 27 guard
- 49-12-0020 9" type 27 guard
- 43-34-0825 Hub Adapter Flange
- 49-05-0051 Disc Nut



TYPE 27 GUARDS FOR TYPE 27 WHEELS WITH THREADED HUBS*

- 45-88-8466 Nylon Washer
- 49-12-0010 7" type 27 guard
- 49-12-0020 9" type 27 guard



TYPE 11 GUARDS FOR TYPE 11 CUP GRINDING WHEEL

- 49-12-0065 4" type 11 guard
- 49-12-0075 5" type 11 guard
- 43-34-0840 Flange
- 45-88-8465 Nylon Washer



TYPE 28 GUARDS FOR TYPE 28 WHEELS WITH THREADED HUBS

- 45-88-8466 Nylon Washer
- 49-12-0015 7" type 28 guard
- 49-12-0025 9" type 28 guard



TYPE 1 GUARDS FOR TYPE 1 STRAIGHT GRINDING WHEEL OR DIAMOND BLADES

- 49-12-0030 7" type 1 guard
- 49-12-0040 9" type 1 guard
- 43-34-0835 Inner Flange
- 49-05-0105 Flange Nut

GUARDS, 7" DIAMETER AND 9" DIAMETER



GUARD SETUP FOR TYPE 27 WHEELS WITHOUT THREADED HUB

- 49-12-0355 7" Type 27 Guard-Use on Models: 6072, 6078, 6065-6, 6066-6, 6096, 6067-6, 6068-6, 6098.
- 49-12-0345 9" Type 27 Guard-Use on Models: 6072, 6078, 6065, 6066, 6096, 6067, 6068, 6098.
- 49-05-0060 Flange.
- 45-88-8465 Nylon Washer.
- 48-03-1000 Hub adapter. For use with depressed center wheels with 7/8" diameter hole.
- 49-40-0380 Disc nut for hub adapter.

7"/9" WHEEL GUARDS FOR TYPE 27 WHEELS FOR PREVIOUS GRINDER MODELS

- 49-12-0085 7" Wheel Guard-Use on Models: 6020, 6024, 6032, 6036, 6054, 6058, 6068, 6084, 6089, 6090.
- 49-12-0095 9" Wheel Guard-Use on Models: 6052, 6056, 6060, 6064, 6082, 6085, 6086, 6102, 6104, 6106, 6108



GUARD SETUP FOR TYPE 27 AND TYPE 28 WHEELS WITH THREADED HUB

- 49-12-0355 7" Type 27 Guard.
- 49-12-0345 9" Type 27 Guard.
- 49-12-0100 7" Type 28 Guard.
- 49-12-0110 9" Type 28 Guard.
- 49-05-0060 Flange.
- 45-88-8465 Nylon Washer. Use on Models: 6072, 6078, 6065-6, 6066-6, 6096, 6067-6, 6068-6, 6098.



ADJUSTABLE SKIRT GUARD FOR TYPE 11 ARMOR CUP AND FLARED CUP GRINDING WHEELS

- 49-12-0062 For 4" Cup Wheel Guard, Flange Included.
- 49-12-0072 For 5" Cup Wheel Guard, Flange Included.
- Use on Models: 6072, 6078, 6065-6, 6066-6, 6096, 6067-6, 6068-6, 6098, 6022, 6062, 6082, 6084, 6086, 6088, 6089, 6090, 6102, 6104.
- 45-88-8465 Nylon Washer.

GUARDS, 4-1/2" DIAMETER AND 5" DIAMETER



GUARDS - FOR TYPE 27 DISCS - NO TOOLS REQUIRED TO CHANGE/ADJUST GUARD

- 49-12-0365 For all 4-1/2" Magnum® and 4-1/2" Super Magnum® models. Also for 6140 and 6145 models - serial number "E" and above.
- 49-12-0366 For all 5" Magnum® and 5" Super Magnum® models. Also for 6141 model - serial number "E" and above.



GUARDS - FOR TYPE 1 DISCS

- For all Magnum, Super Magnum, 6140, 6145 and 6141 models.
- 49-12-0361 4-1/2" Guard.
- 49-12-0362 5" Guard.



GUARD FOR TYPE 27 DISCS - SINGLE SCREW MOUNT

- 49-12-0320 4-1/2" Guard for 6140 and 6145 models - serial numbers "A" thru "D".
- 49-12-0330 5" Guard for 6141 model - serial numbers "A" thru "D".

INNER FLANGE for all guards

- 49-05-0041 For all 4-1/2" and 5" models.

FLANGE NUTS for all guards

- 49-05-0050 For all 4-1/2" and 5" models with a 1/2" - 13 spindle.
- 49-05-0051 For all 4-1/2" and 5" models with a 5/8" - 11 spindle.

TYPE 11 GRINDING CUPS

TYPE 11 FLARED CUP GRINDING WHEELS

Aluminum oxide for all general purpose metal grinding. Resinoid bonded. These wheels are fitted with 5/8"-11 threaded bushing molded integrally ready for mounting.

• For use on 13 and 15 amp Sanders. Skirt guard as well as flange No. 49-05-0030 and nylon washer No. 45-88-8465 must be used for proper installation of the accessory.

TYPE 11 ALUMINUM OXIDE FOR METAL

CAT. NO.	GRIT	DIA.	THREAD	DESCRIPTION	MAX. SPEED
49-93-5140	16	4"	5/8"-11	For 7" Grinders.	9000 RPM
49-93-5220	16	5"	5/8"-11	For 9" Grinders.	7200 RPM

FLANGE AND NYLON WASHER FOR PROPER INSTALLATION

49-05-0060	Flange
45-88-8465	Nylon Washer

TYPE 11 ARMOR CUP GRINDING WHEELS

Resinoid bonded. Special fine grit outer rim wears slowly. Prevents rounded edges for high performance without distortion. Eliminates waste by maintaining a flat grinding surface even under the toughest conditions. Provides longer usable cup life. 5/8"-11 threaded bushing integrally molded for easy mounting.

TYPE 11 SILICON CARBIDE ARMOR CUP FOR STONE OR CONCRETE

CAT. NO.	GRIT	DIA.	THREAD	DESCRIPTION	MAX. SPEED
49-93-5260	16/24	4"	5/8"-11	For 7" Grinders.	9000 RPM
49-93-5280	16/24	5"	5/8"-11	For 9" Grinders.	7200 RPM

TYPE 11 ALUMINUM OXIDE ARMOR CUP FOR METAL

CAT. NO.	GRIT	DIA.	THREAD	DESCRIPTION	MAX. SPEED
49-93-5250	16/24	4"	5/8"-11	For 7" Grinders.	9000 RPM
49-93-5270	16/24	5"	5/8"-11	For 9" Grinders.	7200 RPM



SURFACE CONDITIONING DISCS

SURFACE CONDITIONING DISCS

The latest innovation in abrasive products. Tough, non-woven nylon discs ideally suited for surface conditioning metal, wood or plastic.

Deburr, weld blend, clean or finish. Web-like construction readily conforms to surface shapes and provides uniform contact even on irregular surfaces.

Open, non-woven construction resists disc loading. Provides exceptional cooling characteristics, helping to eliminate burning or discoloration of the work piece.

Various grits for progressively smoother surface finishing—see chart to the right.

Scrim backed discs enables fast and easy disc changes with hook and loop backing pads.



SURFACE CONDITIONING DISCS

QTY. 3		QTY. 10		DIAMETER	GRIT/COLOR	MAX. SPEED RPM
CATALOG NO.	CATALOG NO.					
48-80-4000	48-80-4024	4 1/2"	very fine/blue	12,000		
48-80-4002	48-80-4026	4 1/2"	medium/maroon	12,000		
48-80-4004	48-80-4028	4 1/2"	coarse/brown	12,000		
48-80-4006	-	4 1/2"	assortment*	12,000		
48-80-4008	48-80-4030	5"	very fine/blue	12,000		
48-80-4010	48-80-4032	5"	medium/maroon	12,000		
48-80-4012	48-80-4034	5"	coarse/brown	12,000		
48-80-4014	-	5"	assortment*	12,000		
48-80-4016	48-80-4036	7"	very fine/blue	6,500		
48-80-4018	48-80-4038	7"	medium/maroon	6,500		
48-80-4020	48-80-4040	7"	coarse/brown	6,500		
48-80-4022	-	7"	assortment*	6,500		

*Includes one each of very fine, medium and coarse.

HOOK & LOOP BACKING PADS

CATALOG NO.	SIZE	ARBOR/THD.	MAX. SPEED
49-36-3475	4-1/2"	5/8"-11	12,000 RPM
49-36-3480	5"	5/8"-11	12,000 RPM
49-36-3485	7"	5/8"-11	6,500 RPM

COLOR GRIT APPLICATION

BLUE	Very fine	Final finishing—lustre aluminum and stainless.
MAROON	Medium	Low stock removal—weld blending, cleaning, light oxidation removal.
BROWN	Coarse	Moderate stock removal—deburring, edging, rust/scale removal, roughing texture.

DRY CUTTING DIAMOND BLADES



INNER FLANGE

49-05-0041 For 4-1/2"-5" Grinders. Supplied with 4" and 4-1/2" Diamond Blades. 7/8" Arbor Hole; 20 mm, 5/8" Bushings supplied.

4" DIA. CONTINUOUS RIM

49-93-8005 Fits 7/8", 20 MM and 5/8" Arbors. Max. Speed 12,000 RPM.

4-1/2" DIA. CONTINUOUS RIM

49-93-8010 Fits 7/8", 20 MM and 5/8" Arbors. Max. Speed 12,000 RPM.

4-1/2" DIA. x 1/4" SEGMENTED

49-93-8015 Fits 7/8", 20 MM and 5/8" Arbors. Max. Speed 12,000 RPM.

FLANGE NUTS

49-05-0050 For 1/2"-13 Spindles.
49-05-0051 For 5/8"-11 Spindles.

NOTE: Diamond cutting blades must be used with type 1 guard. Ref. 49-12-0361



HEAVY-DUTY 7" AND 9" POLISHERS

5460-6 7"/9"

• FOR USE WITH STANDARD LIQUID POLISHES



5540 7"

• FOR USE WITH HIGH SPEED STANDARD LIQUID MACHINE POLISHES



5455 7"/9"

• FOR USE WITH STANDARD LIQUID POLISHES
• SINGLE SPEED



Pads sold separately.

- Spindle Lock For Convenient Accessory Change
- Self-Stopping Long Life Brush System
- Powerful MILWAUKEE Built 11.0 Amp Motor
- Helical Gearing
- All Ball and Roller Bearings
- Aluminum Gear Case with Protective Urethane Bumper

5460-6 AND 5540 ADDITIONAL FEATURES:

- Dial Speed Control
Exclusive MILWAUKEE electronic speed control in powerful 11.0 amp polishers – ideal for clearcoat finishes.
- 10' 2-Wire Quik-Lok® Cord Set Included
Cord No. 48-76-5010. Quick detachment from tool for tangle-free carrying and storage. Instant field repair.

NYLON WASHER 45-88-8465
For easier removal. (Standard equipment.)

DISC NUT 49-40-0390
Standard equipment.

SPECIFICATIONS

CATALOG NUMBER	PAD DIA.	VOLTS	AMPS	SPEED (NO LOAD) RPM	SPINDLE THREAD SIZE	LENGTH \S	NET WGT. LBS.	SHIP. WGT. LBS.
5460-6	7"/9"	120 AC	11.0	0-1750	5/8"-11	16-1/2"	8.8	12.0
5540	7"	120 AC	11.0	0-2800	5/8"-11	16-1/2"	8.8	12.0
5455	7"/9"	120 AC/DC	11.0	1750	5/8"-11	16-1/2"	8.8	11.8

STANDARD EQUIPMENT: FOR 5460-6 AND 5540 – Includes side handle, one 7" rubber backing pad, 10' 2-wire Quik-Lok® cord, disc nut and nylon washer. **FOR 5455** – Includes side handle, one 7" rubber backing pad, disc nut and nylon washer.

\S Overall length of tool only—not including pad.

ACCESSORIES

HOOK AND LOOP FOAM PADS, BLENDED WOOL PADS, AND TWISTED, TUFTED WOOL PADS

Foam pads are designed specifically for clearcoat finishes. Foam pads run cooler and are less likely to create swirl marks. (Not recommended for inexperienced operators). Blended wool pads run cooler than 100% wool and add a margin of safety when used on clearcoat finishes and are recommended for medium gloss finishing.

Twisted tufted 100% wool polishing pads recommended for deep cleaning and compounding.

CATALOG NUMBER	DESCRIPTION	DIAMETER	DEPTH OF PILE	APPLICATION
49-36-0650	White Foam Polishing Pad *	8"	2"	Removes swirls on clearcoat, gelcoat and most finishes. Produces medium to high gloss.
49-36-1550	Yellow Foam Compounding Pad *	8"	2"	Compounding, removes 1500-2000 sand scratches. Produces low to medium gloss.
49-36-0670	Red Foam Finishing Pad *	8"	2"	Final finishing on clearcoat, gelcoat and most finishes. For applying waxes and polish/sealants. Produces high gloss finish.
49-36-0600	Blended Wool Pad *	7-1/2"	1-1/2"	For polishing clearcoat, gelcoat and most finishes. Produces medium gloss.
49-36-0500	Blended Wool Pad **	7-1/2"	1-1/2"	For polishing clearcoat, gelcoat and most finishes. Produces medium gloss.
49-36-0700	Blended Wool Pad **	9"	1-1/2"	For polishing clearcoat, gelcoat and most finishes. Produces medium gloss.
49-36-1500	Twisted, Tufted 100% Wool Pad *	7-1/2"	1-1/2"	Deep cleaning and compounding-removes 1200 to 1500 sand scratches on clearcoat, gel coat and most finishes. Produces low gloss.
49-36-1450	Twisted, Tufted 100% Wool Pad **	7-1/2"	1-1/2"	Deep cleaning and compounding-removes 1200 to 1500 sand scratches on clearcoat, gel coat and most finishes. Produces low gloss.
49-36-1455	Twisted, Tufted 100% Wool Pad **	7-1/2"	2"	Deep cleaning and compounding-removes 1200 to 1500 sand scratches on clearcoat, gel coat and most finishes. Produces low gloss.
49-36-1600	Twisted, Tufted 100% Wool Pad **	9"	1-1/2"	Deep cleaning and compounding-removes 1200 to 1500 sand scratches on clearcoat, gel coat and most finishes. Produces low gloss.
48-48-0500	Blended Wool Acrylic Pad (Tie-on) **	7"	1-1/2"	For polishing clearcoat, gelcoat and most finishes. Produces medium gloss.
48-48-1000	Blended Wool Acrylic Pad (Tie-on) **	9"	1-1/2"	For polishing clearcoat, gelcoat and most finishes. Produces medium gloss.
49-36-2150	Hook and Loop Backing Pad	6-1/4"	—	Includes pad centering tool.
49-36-2175	Hook and Loop Molded Urethane Back Up Plate	6-1/4"	—	Flexible molded urethane provides forgiving flexibility lessening risk of spot heating and finish burning. (Includes pad centering tool p/n: 49-67-0130)
49-36-2500	Molded Rubber Backing Pad	7"	—	Rubber molded backing plate specifically designed to attach to bolt on buffing/polishing pads onto 5460-6, 5540 and 5455 speed control polishers. (Nut and washer sold separately)
49-36-2200	Molded Rubber Backing Pad	8-1/2"	—	
49-67-0130	Pad Centering Tool	—	—	(When Purchased Separately)

* Fast, convenient Hook and Loop attachment – No disc nut necessary. Change pads in seconds. Foam pads are ideal for use with 5460-6 and 5540 speed control polishers on low speed for clearcoat finishes.

** Traditional bolt-on and tie attachment, these pads and bonnets require the appropriate molded rubber-backing pad. (49-36-2500 or 49-36-2200)





HEAVY-DUTY STRAIGHT GRINDERS AND ACCESSORIES



5211
 • 11.0 AMP, 14,500 RPM
 • 3" DIAMETER



5223
 • 12.0 AMP, 7000 RPM
 • 5" DIAMETER



5243
 • 15.0 AMP, 5500 RPM
 • 6" DIAMETER



- Heavy-Duty MILWAUKEE Built Motors
- Strong, Lightweight, Glass Filled Nylon Handles
- High-Impact Resistant Tool Rest
- Coated Spindle Housing For Cool Gripping Surface
- Hardened Helical-Cut Alloy Steel Gears And Shaft
- Long Life Brush System
- Ball Bearing Mounted Armature
- Heavy-Duty Aluminum Gear Case

SPECIFICATIONS

CATALOG NUMBER	VOLTS AC-DC	AMPS	WHEEL SIZE	HOLE DIA.	NO LOAD RPM	SPINDLE THREAD SIZE	LENGTH	NET WGT. LBS.	SHIP. WGT. LBS.
5211	120	11.0	1/2" x 3"	3/8"	14,500	3/8"-24	21"	7.8	11.3
5223 ♦	120	12.0	5"	5/8"	7000	5/8"-11	20"	10.3	11.8
5243	120	15.0	6"	5/8"	5500	5/8"-11	22"	16.5	20.8

♦ Not available in Canada.

STANDARD EQUIPMENT FOR 5211 – Includes grinding wheel, wheel guard with hinged face plate and two wrenches. **FOR 5223** – Includes grinding wheel, wheel guard and two wrenches. **FOR 5243** – Includes grinding wheel, adjustable steel wheel guard with hinged face plate and two wrenches.

NOTE: The maximum safe operating speed shown on grinding wheels and tuck point abrasive wheels must be greater than the no load speed of the tool.

ACCESSORIES



KNOT WIRE BRUSHES—CARBON STEEL

CATALOG NUMBER	DIA.	HOLE DIA.	WIRE SIZE	MAX. WHEEL SPEED
48-52-2300	3"	3/8"-1/2"	.014	25,000
48-52-2310	5"	5/8"	.014	8,000
48-52-2510	6"	1/2"-5/8"	.014	8,000



ALUMINUM OXIDE RESINOID BOND GRINDING WHEELS

CATALOG NUMBER	GRIT	SIZE	HOLE DIA.	MAX. WHEEL SPEED (RPM)
49-92-2240	24	5" x 1"	5/8"	7,260
49-92-3260	24	6" x 1"	5/8"	6,000
49-92-0500	36	3" x 1/2"	3/8"	18,000
49-92-0510	60	3" x 1/2"	3/8"	18,000
49-92-0200*	60	2-1/2" x 1/2"	3/8"	21,000
49-92-0250*	36	2-1/2" x 1/2"	3/8"	21,000

*For previous model 5210

WHEEL GUARD ASSEMBLIES

49-12-0280	3"	For grinder number 5211.
49-12-0290	5"	For grinder number 5223.
49-12-0160	6"	For grinder number 5243.



CLOTH BUFFING WHEELS

1/4" Width • 4 per package

CATALOG NUMBER	SIZE	HOLE DIA.
49-93-0071	5"	5/8"

WRENCHES

49-96-6600	Spanner wrench for No. 5223
49-96-4050	9/16" Wrench for Nos. 5210, 5211
49-96-4075	1" Wrench for Nos. 5210, 5211
49-96-4072	1-1/16" Wrench for Nos. 5223, 5243
49-96-7230	Spanner wrench for No. 5243

GREASE – ONE POUND CAN

49-08-4140	Type "G" grease.
------------	------------------



HEAVY-DUTY DIE GRINDERS AND ACCESSORIES

5192

- 4.5 AMPS, 21,000 RPM
- ON-OFF TOGGLE SWITCH



5194

- 4.5 AMPS, 21,000 RPM
- ON-OFF PADDLE SWITCH



5196

- 11.0 AMPS, 14,500 RPM



- Heavy-Duty MILWAUKEE Built Motors
- Heavy-Duty Aluminum Gear Cases
- Strong, Lightweight, Glass Reinforced Nylon Motor Housings And Handles
- High Efficiency Fans
- Long Life Brush System
- All Ball And Roller Bearings

5192 AND 5194 ADDITIONAL FEATURES:

- For Mounted Wheels And Points Up To 1-5/8", Reinforced Wheels Up To 2"
- Armature Dynamically Balanced For Smooth, Efficient Operation

5196 ADDITIONAL FEATURES

- For Mounted Wheels And Points Up To 2", Reinforced Wheels Up To 2"
- Ball Bearing Mounted Armature
- High Impact Resistant Tool Rest
- Helical Cut Alloy Steel Gears And Shaft

SPECIFICATIONS

CAT. NO.	VOLTS AC-DC	AMPS	COLLET DIA.	MAX. CAPACITY		NO LOAD RPM	LENGTH	NET WGT. LBS.	SHIP. WGT. LBS.
				REINFORCED GRINDING WHEEL	MOUNTED WHEELS AND POINTS				
5192	120	4.5	1/8♦ -1/4*	2"	1-5/8"	21,000	13-1/2"	4.5	4.8
5194	120	4.5	1/8♦ -1/4*	2"	1-5/8"	21,000	13-1/2"	4.5	4.8
5196	120	11.0	1/8♦ -1/4*	2"	2"	14,500	21-1/2"	7.8	10.5

■ These grinders are not supplied with grinding wheels. Before using any grinding wheel be sure speed shown for that wheel is greater than the no load speed of the tool. ♦ Available as accessory only. *Included as standard equipment.

ACCESSORIES


FOR DIE GRINDER MODELS 5192 AND 5194

- 48-66-0975* 1/4" Collet
 - 49-96-4090* 11/16" Open end wrench
 - 49-96-4040* 1/2" Open end wrench
 - 48-66-0965 1/8" Collet
 - 48-68-0031 Collet nut – replacement
 - 49-08-4140 Type "G" grease, 1 lb. can
- *Included as standard equipment

FOR DIE GRINDER MODEL 5196

- 48-66-0975* 1/4" Collet
 - 49-96-4090* 11/16" Open end wrench
 - 49-96-4040* 1/2" Open end wrench
 - 49-96-4075* 1" Open end wrench
 - 48-66-0965 1/8" Collet
 - 48-68-0031 Collet nut – replacement
 - 48-68-0040 Collet body – replacement
 - 49-08-4140 Type "G" grease, 1 lb. can
- *Included as standard equipment

1/8" SHANK MOUNTED POINTS *



CATALOG NUMBER	SHAPE	PKG. QTY.	CATALOG NUMBER	SHAPE	PKG. QTY.
49-95-0111	B52	5	49-95-0112	B52	25
49-95-0121	B97	5	49-95-0123	B97	25
49-95-0131	B122	5	49-95-0133	B122	25
49-95-0141	B131	5	49-95-0143	B131	25
49-95-0151	B135	5	49-95-0153	B135	25
49-95-0161	W146	5	49-95-0163	W146	25
49-95-0171	W154	5	49-95-0173	W154	25
49-95-0181	W163	5	49-95-0183	W163	25
49-95-0191	W176	5	49-95-0193	W176	25
49-95-0201	W185	5	49-95-0203	W185	25
49-95-0008	ALL	50	– Merchandiser Included		

1/4" SHANK MOUNTED POINTS



CATALOG NUMBER	SHAPE	PKG. QTY.	CATALOG NUMBER	SHAPE	PKG. QTY.
49-95-0011	A1	5	49-95-0010	A1	25
49-95-0021	A3	5	49-95-0020	A3	25
49-95-0031	A11	5	49-95-0030	A11	25
49-95-0041	A38	5	49-95-0043	A38	25
49-95-0051	W205	5	49-95-0053	W205	25
49-95-0061	W218	5	49-95-0063	W218	25
49-95-0071	W220	5	49-95-0130	W220	25
49-95-0081	W222	5	49-95-0040	W222	25
49-95-0091	W236	5	49-95-0093	W236	25
49-95-0101	W242	5	49-95-0052	W242	25
49-95-0007	ALL	50	– Merchandiser Included		

* Requires the use of optional 1/8" collet accessory





HEAVY-DUTY SHEARS

6850
• 18 GAUGE



6815
• 14 GAUGE



6805
• 16 GAUGE



EXCLUSIVE 6850 FEATURES

- Cuts Round Holes, Square Holes And Irregular Holes
- 360° Swivel Head
- Cuts Up To 15' Per Minute
- Continuous Metal Curl
- Head Assembly Designed For Easy Servicing
- Trigger Speed Control
- Aluminum Gear Case And Diaphragm
- Powerful MILWAUKEE Built Motor
- High Strength Impact Resistant Handle

6805 and 6815 FEATURES

- High Speed Accurate Cutting Mechanism
- Simple Blade Adjustment – No Shims
- Blade Design Eliminates Jamming
- Leaves Edges Smooth – Burr Free
- No Adjustments For Straight Cuts – Curves
- Cuts Close Curves Either Right Or Left
- Toggle Switch



EXCLUSIVE LOWER SHEAR BLADE
Blade is easily and securely adjustable. Sheared metal rides smoothly over and under unique steel yoke providing high cutting efficiency and smooth edge.

CLEAR UNOBSTRUCTED VISIBILITY

SPECIFICATIONS

CATALOG NUMBER	CAPACITY STEEL	CAPACITY STAINLESS	BLADE WIDTH	VOLTS AC ONLY	AMPS	SPINDLE SPEED RPM/SPM	MINIMUM CUTTING RADIUS	LENGTH	NET WGT. LBS.	SHIP. WGT. LBS.
6850	18 Ga.	20 Ga.	.20"	120	4.0	0-2500	7"	—	4.0	4.5
CATALOG NUMBER	CAPACITY STEEL	CAPACITY STAINLESS	VOLTS AC/DC	AMPS	STROKES PER MINUTE	MINIMUM RADIUS RLEFT	MINIMUM RADIUS RIGHT	LENGTH	NET WGT. LBS.	SHIP. WGT. LBS.
6815	14 Ga.	16 Ga.	120	5.0	4000	3/4"	1"	10-1/4"	5.0	6.0
6805	16 Ga.	18 Ga.	120	4.0	4000	1/2"	1"	10-1/4"	5.0	6.3

STANDARD EQUIPMENT FOR 6815 AND 6805 – Includes Allen Wrenches, Feeler Gauge, Upper Blade and Lower Blade.

GAUGE CHART

	Steel Sheets	Aluminum
10 Ga.	.135	.102
12 Ga.	.105	.081
14 Ga.	.075	.064
16 Ga.	.060	.051
18 Ga.	.048	.040
20 Ga.	.036	.032
22 Ga.	.030	.025

ACCESSORIES

CATALOG NUMBER	WRENCH	14 GAUGE SHEAR BLADE SET	16 AND 18 GAUGE SHEAR BLADE SET	FEELER GAUGE	TYPE "G" GREASE	TYPE "E" GREASE
6850	—	—	—	—	—	49-08-4122
6815	5/64" Allen Wrench - 49-96-0040 9/64" Allen Wrench - 49-96-0065	48-44-0112	—	49-11-0080	49-08-4140	—
6805	5/64" Allen Wrench - 49-96-0040 9/64" Allen Wrench - 49-96-0065	—	48-44-0122	49-11-0080	49-08-4140	—



REPLACEMENT SWIVEL SHEAR HEAD ASSEMBLY
48-08-0500

CATALOG NUMBER	CENTER BLADE	LEFT BLADE	RIGHT BLADE	WRENCH
6850	48-44-0150	48-44-0160	48-44-0170	5/32" Hex Socket Wrench - 49-96-0070



HEAVY-DUTY NIBBLERS

6890

- 16 GAUGE
- 7' PER MINUTE



INDEXABLE HEAD FOR REACHING "HARD TO GET" AREAS



EXCLUSIVE 6890 FEATURES

- Indexing Die Holder Allows For Eight Cutting Positions
- No Adjustments For Straight Or Curved Cuts
- Cuts Square Or Round And Deep Corrugated Metal
- Starting Hole Required 7/8"
- AC-DC Paddle Switch For One-Handed Operation

EXCLUSIVE 6880 FEATURES

- Cutting Guide On Front For Pattern Work
- Starting Hole Required 1-2/3"
- AC-DC Toggle Switch For Two-Handed Operation

6880

- 10 GAUGE
- 8-3/4' PER MINUTE



SPECIFICATIONS

CATALOG NUMBER	CAPACITY STEEL	CAPACITY STAINLESS	PUNCH WIDTH	VOLTS	AMPS	STROKES PER MINUTE	MINIMUM CUTTING RADIUS	LENGTH	NET WGT. LBS.	SHIP. WGT. LBS.
6890	16 Ga.	18 Ga.	.20"	120 AC-DC	4.0	1900	1-3/4"	11-1/4"	4.8	6.3
6880	10 Ga.	12 Ga.	.24"	120 AC-DC	4.0	1000	2-1/2"	12-1/4"	7.8	9.3

STANDARD EQUIPMENT FOR 6890 – Includes Punch, Die, Allen Wrench and Plate Wrench. FOR 6880 – Includes Punch, Die, Allen Wrench and Side Handle.

ACCESSORIES

Catalog Number	Replacement Punch	Replacement Die	Wrench	Type "G" Grease
6890	48-44-0260	48-44-0270	Plate Wrench - 49-96-4725 2.5mm Wrench - 49-96-0330	49-08-4140
6880	48-44-0265	48-44-0275	Allen Wrench - 49-96-0350	49-08-4140

GAUGE CHART

	Steel Sheets	Aluminum
10 Ga.	.135	.102
12 Ga.	.105	.081
14 Ga.	.075	.064
16 Ga.	.060	.051
18 Ga.	.048	.040
20 Ga.	.036	.032
22 Ga.	.030	.025



HEAVY-DUTY STEEL TANK VACUUM CLEANERS



8911



8912



- **Wet/Dry Pickup Capabilities**
- **Positive Water Shut-Off**
On wet/dry machines protects motor from direct exposure to water.
- **Heavy-Duty Filter System**
For the roughest coarse materials to the finest dust.
- **Use As Blower**
Switch hose from intake to exhaust, for cleaning inaccessible areas.



8925

- **STAINLESS STEEL**
- **BOTTOM DRAIN VALVE FOR EASY WATER REMOVAL**



8950



8955



8965



VACUUM CLEANER DOLLY

49-90-1150

For use with Model 8950 only.

SPECIFICATIONS

CATALOG NUMBER	FOR MATERIALS	RECOV. CAP.		TANK	TANK DIMENSIONS	VOLTS	AMPS	MOTOR TYPE	MAX AIR FLOW CU. FT./MIN.	SEALED SUCTION IN WATER	OVERALL DIMENSIONS		NET WGT. LBS.	SHIP. WGT. LBS.
		GAL.	BU.								WIDTH	HEIGHT		
8911	WET/DRY	11	1-1/2	STEEL	16" DIA.	120	7.5	2-STAGE BYPASS	94	84"	22"	37"	56.0	66.0
8912	WET/DRY	11	1-1/2	STEEL	16" DIA.	120	9.2	3-STAGE BYPASS	92	134"	22"	37"	60.0	70.0
8925	WET/DRY	15	2	STAINLESS	16" DIA.	120	9.2	3-STAGE BYPASS	92	134"	22"	41"	63.0	74.0
8950	WET/DRY	8	7/8	STEEL	14" DIA.	120 AC, 60 HZ	8.0	1-STAGE BYPASS	143	45"	16-3/4"	22-1/2"	18.0	25.0
8955	WET/DRY	10	1-1/8	STEEL	14" DIA.	120 AC, 60 HZ	8.0	1-STAGE BYPASS	143	45"	19-1/2"	38-1/2"	32.0	44.0
8965	WET/DRY	10	1-1/8	STEEL	14" DIA.	120	6.2	1-STAGE BYPASS	133	49"	19-1/2"	35-5/8"	34.0	45.0

STANDARD EQUIPMENT: All models are equipped with 1-1/2" O.D. hose connections, cord with 3-prong grounded plug, 3 hold-down clamps and 3 or 4-wheel caddie (except no. 8950) with non-marring wheels. **FOR 8911, 8912 and 8925** – Three paper filter bags, cloth filter, wire frame assembly, wet pick-up conversion pan, swivel connector and store-all tool bag. **FOR 8950** – 1-1/2" O.D. hose connections, cord with 3-prong grounded plug, 3 hold-down clamps, 7' x 1-1/2" I.D. vinyl hose, hose adapter and filter cartridge. **FOR 8955** – 1-1/2" O.D. hose connections, cord with 3-prong grounded plug, 3 hold-down clamps, 7' x 1-1/2" I.D. vinyl hose, hose adapter, filter cartridge and 3 wheel dolly. **FOR 8965** – 7' x 1-1/2" I.D. vinyl hose, hose adapter, cloth filter assembly, foam filter sleeve, 3 wheel dolly and three paper filter bags.



HEAVY-DUTY POLY TANK VACUUM CLEANERS

WET/DRY PICKUP CAPABILITIES

8926



8927



8936-20



8938-20



8934-6
PRO-VAC



8926 AND 8927 FEATURES

- **Front Drain Valve With Hose Connector**
- **Polyethylene Tank**
High impact 1/4" wall construction. Resists rust and corrosive liquids.
- **Use As Blower**
Switch hose from intake to exhaust for cleaning inaccessible areas.
- **Heavy-Duty Filter System**
Large, totally enclosed filter bags provides larger filtration area and convenient disposal.

8926 EXCLUSIVE FEATURE

- **3-Stage Motor**
Produces 92 CFM, 134" waterlift.

8927 EXCLUSIVE FEATURES

- **Built-In Sensor Relay**
Activates vacuum when power is turned on. Preset time delay built-in to handle current spikes.
- **Three Position Switch**
On (Vacuum), Auto (Power/Tool Vacuum) and Off (Power/Tool Vacuum).
- **Built-In Power Outlet**
Accepts 3-prong plug.

8936-20 AND 8938-20 FEATURES

- **Easily Maneuverable**
- **High Efficiency Filtration System**
- **Durable Polypropylene Tank**
- **Handy Tool Caddy**
- **Ideal Applications**
Manufacturing Plants, Utility Plants, Schools, Construction Sites, Service Stations, Warehouses, Shopping Malls, Hotels and many more.

8936-20 EXCLUSIVE FEATURES

- **3-Position Switch—On/Off/On Demand**
- **Built-In Sensor Relay—Activates Vacuum When Power Is Turned On**
- **8.0 Amp Outlet Accepts 3-Prong Plug**
- **12.0 Amp Circuit Breaker**

8938-20 EXCLUSIVE FEATURES

- **Rear Drain Plug**
- **35' Cord Set**

8934-6 FEATURES

- **Lightweight – 5.0 lbs.**
- **High Impact Thermoplastic**
- **Built-In Rear Wheels**
- **Convenient Carrying Handle**
- **Large Disposable Paper Filter Bag**
- **18' Cord**
- **6.2 Amp Motor**

SPECIFICATIONS

CATALOG NUMBER	FOR MATERIALS	RECOV. GAL.	CAP. BU.	TANK	TANK DIMENSIONS	VOLTS	AMPS	MOTOR TYPE	MAX. AIR FLOW CU. FT./MIN.	SEALED SUCTION IN WATER	OVERALL DIMENSIONS WIDTH	HEIGHT	NET WGT. LBS.	SHIP. WGT. LBS.
8926	WET/DRY	21	2-1/4	POLY	16" DIA.	120	9.2	3-STAGE BYPASS	92	134"	21"	40"	62.0	82.0
8927	WET/DRY	21	2-1/4	POLY	16" DIA.	120	7.0	2-STAGE BYPASS	94	84"	21"	40"	56.0	76.0
8936-20	WET/DRY	7-1/2	7/8	POLY	14" DIA.	120	9.5	1-STAGE BYPASS	159	59"	14-5/8"	20-3/4"	17.0	20.0
8938-20	WET/DRY	9	1	POLY	15-1/2" DIA.	120	7.4	2-STAGE BYPASS	102	84"	16-1/8"	33-1/2"	34.0	37.0
8934-6	DRY ONLY	1-1/2 QTS.	–	THERMOPLASTIC	N/A	120	6.2	STRAIGHT THRU	80	–	6-1/4"	14-1/4"	5.0	7.0

STANDARD EQUIPMENT: FOR 8926 AND 8927 – Five Paper Filter Bags, Cloth Filter, Wire Frame Assembly, Wet Pick-Up Conversion Pan, Swivel Connector and Store-All Tool Pouch. FOR 8936-20 – 7' x 1-1/2" Hose, 1-1/2" Conversion Unit, Dolly Caster Assembly, Tool Basket, Cartridge Filter and Filter Bag. FOR 8938-20 – 7' x 1-1/2" Hose, 1-1/2" Conversion Unit, Vac Dolly, Tool Basket, Cartridge Filter and Filter Bag. FOR 8934-6 – 3' x 1-1/4" plastic hose, utility nozzle, crevice tool and mounting bracket.



HEAVY-DUTY VACUUM CLEANER ACCESSORIES

MOTOR HEAD AND DRUM ADAPTER ASSEMBLY, VACUUM HOSES,
CONNECTORS, KITS AND ACCESSORIES



8945

1 MOTOR HEAD ONLY 8945

More powerful 3-Stage motor head adapts to all 16" diameter, 11 gallon units and larger for extra-duty applications. Same as furnished with models 8912, 8925 and 8926. Maximum air flow is 92 Cu. Ft./Min. with sealed suction water lift of 134". Unit comes with a 30' cord and requires the use of 16" diameter conversion pan for wet pickup. Wire frame filter cage, cloth filter, gasket assembly and 16" dacron filter bag required for dry pickup. Order these and all accessories separately. Unit includes a swivel end connector, No. 49-90-0150. Net weight 19.0 lbs., Shipping weight 21.0 lbs.

2 DRUM ADAPTER 49-90-1590

Fits your 55 gallon drum. Gasket secures tightly to drum when vacuum is in operation. Adaptable to Motor Head No. 8945 and those on Nos. 8911, 8912, 8925, 8926, 8927 and previous model 8916. Use 16" diameter accessories. Net weight 10.0 lbs., Shipping weight 11.0 lbs.

3 DOLLY 49-90-1100

For 55 gallon drum. Sturdy steel construction with 4 wheels and long hinged handle. Drum easily tips off or on. Net weight 43.0 lbs., Shipping weight 45.0 lbs.




WET AND DRY CLEANING KIT

49-90-1670 – A complete kit of accessories for the maintenance department. Kit consists of 1 of each of the following:
49-90-0060 10' hose
49-90-0550 major floor tool
49-90-0580 squeegee shoe
49-90-0400 15" crevice tool
49-90-0600 14" carpet insert
49-90-0740 utility nozzle
49-90-1000 double bend floor wand



FURNACE CLEANING KIT

49-90-1650 – All accessories needed for cleaning furnaces. Kit consists of 1 of each of the following: 49-90-0020, 10' hose; 49-90-0080, 6' metal hose; 49-90-0410, 27" crevice tool; 49-90-0460, rubber blower nozzle; 49-90-0740, utility nozzle.



VACUUM ACCESSORY KIT

49-90-1810 – Accessories for general cleanup applications. Kit consists of 1 of each of the following:
49-90-1865 wand
49-90-1770 crevice tool
49-90-1775 6" nozzle
49-90-1845 14" squeegee shoe
49-90-1850 14" rug shoe
49-90-1840 master nozzle
49-90-1860 3" round brush
49-90-1855 14" brush insert



AUTOMOTIVE KIT

49-90-1660 – A kit especially designed for automotive cleanup work. Kit consists of 1 of each of the following: 49-90-0060, 10' hose; 49-90-0400, 15" crevice tool; 49-90-0740, utility nozzle.



CANVAS HOSE 10'

49-90-0020 Canvas covered, wire reinforced, rubber lined vacuum hose, 1-1/2" I.D. Two straight molded cuff ends. Order swivel-end connector separately.



BLACK CANVAS HOSE 10'

49-90-0030 Canvas covered, wire reinforced, rubber lined vacuum hose. Strong, resilient, 1-1/2" I.D. with two straight molded cuff ends. Order swivel-end connector separately.

BLACK NEOPRENE HOSE

Neoprene lined, oil resistant, wire reinforced, 1-1/2" I.D. with two straight molded cuff ends. Order swivel-end connector separately.
49-90-0040 15' **49-90-0050** 25'



STEEL HOSE CONNECTOR

49-90-0195 Used to connect 1-1/2" hoses.



SWIVEL-END CONNECTOR

49-90-0150 Quick connect/disconnect feature for attaching hoses to MILWAUKEE vacuum cleaners, except Models 8950, 8955, 8936-20 and 8938-20. Fits into 1-1/2" I.D. hoses. Same as furnished with each unit.



HOSE ADAPTER

49-90-0155 Adapts 1-1/2" I.D. hose to Models 8936-20, 8938-20, 8950 and 8955. Same as furnished with each unit.

REPLACEMENT PLASTIC HOSE (For model 8934-6)

49-90-0095 3' x 1-1/4" I.D.
49-90-0100 6' x 1-1/4" I.D.



WIRELESS VINYL HOSE

49-90-0090 7' **49-90-0070** 25'
49-90-0060 10'

Crushproof multi-flex hose with no wire reinforcement. 1-1/2" I.D. with two molded cuff ends. Order swivel-end connector or hose adapter separately.



METAL HOSE 6'

49-90-0080 For cleaning boiler tubes and furnaces. 1-1/4" O.D. fits into standard 1-1/2" I.D. hoses.



HOSE CARRIER

Ideal for neat, safe storage of vacuum hoses. Makes moving from one location to another easier.

49-90-0170 For Model 8935
49-90-0180 For Models 8911, 8912 and 8925



STORE-ALL TOOL POUCH

49-90-0250 For Models 8911, 8912 and 8925. Strong durable vinyl pouch...makes toting extra tools easy.
49-90-0295 For Models 8924, 8926 and 8927. Strong durable vinyl pouch...makes toting extra tools easy.



HEAVY-DUTY VACUUM CLEANER ACCESSORIES



DOUBLE BEND FLOOR WAND

49-90-1000 Built-in swivel connection adapts with compression fitting to the major floor tool 49-90-0550. Wand connects to 1-1/2" I.D. hose. Made of chrome plated steel.



MAJOR FLOOR TOOL

49-90-0550 Major floor tool with two "quick turn" thumb screws for quick tool changing. Accommodates interchangeable 14" inserts and replacements. Supplied with No. 49-90-0610 bumper. Attaches to 49-90-1000 wand.



14" REPLACEMENT BUMPER

49-90-0610 Attaches to major floor tool 49-90-0550.



14" BRUSH INSERT

49-90-0560 For rough floors, large wall and ceiling area. Attaches to major floor tool 49-90-0550.

49-90-0630 14" replacement brush strips (2).



14" SQUEEGEE INSERT


49-90-0580 For fast drying of washed floors. Attaches to major floor tool 49-90-0550.

49-90-0640 Replacement squeegee blades (3).



14" CARPET INSERT

49-90-0600 Bottom plate perfectly designed for cleaning rugs, carpeting. Attaches to major floor tool 49-90-0550.



14" FABRIC ATTACHMENT SHOE

49-90-0570 Suited for cleaning cement and concrete floors. Attaches to major floor tool 49-90-0550.

49-90-0620 14" replacement fabric strips (2).



14" FELT ATTACHMENT SHOE

49-90-0590 For walls and smooth hard floors such as tile, hardwood. Attaches to major floor tool 49-90-0550.



10" NYLON BRISTLE BRUSH

49-90-0760 Heavy-duty cast aluminum, wide mouth nozzle. 10" cleaning path. Compression type. Attaches to Double Bend Floor Wand No. 49-90-1000.



10" HORSE HAIR BRUSH

49-90-0750 Heavy-duty cast aluminum, wide mouth nozzle. 10" cleaning path. Compression type. Attaches to Double Bend Floor Wand No. 49-90-1000.



12" WIDE MOUTH GULPER

49-90-0540 Ideal for use on bare floors or rugs. 12" cleaning path. Compression type. Attaches to Double Bend Floor Wand No. 49-90-1000.



TWO PIECE DOUBLE BEND FLOOR WAND

49-90-1865 Two piece construction for easy storage. Made of chrome-plated steel. Adapts to all MILWAUKEE 1-1/2" I.D. hose. Snap lock connector accommodates major floor tool 49-90-1840.




14" MAJOR FLOOR TOOL

49-90-1840 Economical, high impact, durable plastic construction. Master Nozzle with snap lock feature for use with rug shoe and squeegee shoe listed below. Attaches to 49-90-1865 wand.



14" CARPET INSERT

49-90-1850 Ideal for cleaning rugs and carpets. Attaches to for major floor tool 49-90-1840.



14" SQUEEGEE INSERT

49-90-1845 For fast drying of wet floors. Attaches to for major floor tool 49-90-1840.



14" BRUSH INSERT

49-90-1855 Ideal for dry pick-up on hard surfaces. Attaches to floor tool 49-90-1840.



HEAVY-DUTY VACUUM CLEANER ACCESSORIES

EXTENSIONS, NOZZLES, BRUSHES, CREVICE TOOLS, FILTERS, FILTER CAGES,
CONVERSION PANS



ALUMINUM 6" UTILITY NOZZLE

49-90-0740 Taper fit utility and upholstery nozzle. Fits 1-1/2" I.D. hose. 6" cleaning path.

CLAMP-ON NYLON BRISTLE BRUSH WITH BUMPER

49-90-0480 Attach directly to utility nozzle.

3" ROUND DUST BRUSHES

49-90-0730 3" round dust brush with nylon bristles. Fits 1-1/2" I.D. hose.

49-90-0660 Replacement brush insert for round dust brush.

49-90-1860 For all purpose dry pick-up of dirt and saw dust. Ideal for cleaning furniture, venetian blinds, etc. Fits 1-1/2" I.D. hoses.

RUBBER BLOWER NOZZLE

49-90-0460 For blowing dust and dirt out of cracks and inaccessible areas. Excellent for machinery. Fits 1-1/2" I.D. hose.

6" PLASTIC UTILITY NOZZLES

49-90-1755 Economical, high impact, durable plastic construction. Fits 1-1/4" I.D. hose for upholstery cleaning and other small jobs. Fits 8934-6, 49-90-0095 and 49-90-0100 hose only

49-90-1775 Economical, high impact, durable plastic construction. Fits 1-1/2" I.D. hose for upholstery cleaning and other small jobs.



20" EXTENSION

49-90-0510 20" extension with built-in hose end swivel. Used with utility nozzle No. 49-90-0740 for automotive cleaning. Also desirable when short extension is needed for dust brush attachments No. 49-90-0730.



METAL CREVICE TOOLS

For cleaning behind radiators, other hard to reach areas, corners and crevices. Fits 1-1/2" I.D. hose.

49-90-0400 15" **49-90-0410** 27"



PLASTIC CREVICE TOOL

49-90-1745 Fits 1-1/4" on hoses 49-90-0095 and 49-90-0100 hose only.



PLASTIC CREVICE TOOL

49-90-1770 Economical, high impact, durable plastic construction. Ideal for cleaning around equipment, behind radiators, hard to reach corners and crevices. Fits 1-1/2" I.D. hose.

FILTER CAGES AND CONVERSION PANS

WIRE FRAME FILTER CAGE, CLOTH FILTER AND GASKET ASSEMBLY

Available for both 14" and 16" dia. tanks. The filter assembly acts as a final filter for air leaving tank.

TUB STYLE FILTERS AND WIRE FRAMES

49-90-0290 Wire Filter Cage 14" Dia. Fits: 8935 only

49-90-0270 Wire Filter Cage 16" Dia. Fits: 8911, 8912, 8925, 8945

49-90-0280 Cloth Filter and Gasket 14" Dia. Fits: 8935 and 8965

49-90-0260 Cloth Filter and Gasket 16" Dia. Fits: 8911, 8912, 8925, 8945

SAUCER STYLE FILTER AND FRAME

49-90-0265 Cloth filter and gasket 16" dia.

49-90-0275 Wire frame filter cage 16" dia.

Above Filter and Wire Frame Fits: 8911, 8912, 8925, 8926, 8927 and 8945.

WET PICK-UP CONVERSION PANS

49-90-1610 Wet Pick-Up Conversion Pan 16" Dia. (Standard on Models 8911, 8912, 8925 and 8945).

49-90-1620 Wet Pick-Up Conversion Pan 14" Dia. (Standard on Model 8935).

49-90-1640 Wet Pick-Up Conversion Pan 16" Dia. (Standard on Models 8926 and 8927).



FILTERS

DISPOSABLE HIGH EFFICIENCY MICRO-PLY PAPER FILTER BAGS

FILTERS DUST PARTICALS DOWN TO DOWN TO 0.1 MICRON

49-90-0302 5-pack. For Vacuum Cleaner Nos. 8911, 8912 and 8965.

49-90-0312 5-pack. For Vacuum Cleaner No. 8935.

49-90-0351 5-pack. For Vacuum Cleaner No. 8925.

49-90-0445 5-pack. For Vacuum Cleaner Nos. 8950, 8955, 8936-20 and 8938-20.

DISPOSABLE HIGH EFFICIENCY MICRO-PLY PAPER FILTER

FILTERS DUST PARTICALS DOWN TO DOWN TO 0.1 MICRON

49-90-0332 5-pack. For 8911, 8912, 8925, 8926, 8927, 8935, 8945 and 8965. Quick and easy to install on vacuum tank. Suited for vacuuming extremely fine dust directly into vacuum tank. Fits over cloth filter assembly.

DISPOSABLE FILTER BAGS

49-90-0305 3-pack. For Vacuum Cleaner No. 8934-6.

POLYESTER FILTER

49-90-0286 Fits 8936-20 and 8938-20 vacuum cleaners. Bag is suited for pick-up of medium fine dust as well as coarse, sharp material.

DACRON FILTER

49-90-0320 For 8911, 8912, 8925, 8926, 8927, 8935, 8945 and 8965. Bag is suited for pick-up of medium fine dust and coarse, sharp material. Fits over cloth filter assembly.

WET/DRY PICK-UP CARTRIDGE FILTER

49-90-1830 For 8950, 8955, 8936-20 and 8938-20. Interchangeable with Cloth Filter Assembly and Foam Filter Sleeve.


FOAM FILTER SLEEVES

49-90-0770 Motor Filter for 8950, 8955, 8936-20 and 8938-20.

49-90-1820 For 8926, 8927 and 8965.

CLOTH FILTER ASSEMBLIES

49-90-0285 For 8950 and 8955. Use with Foam Filter Sleeve for Dry Pick-Up.





HEAVY-DUTY HEAT GUNS

8975-6

- DUAL TEMPERATURE
570° F AND 1000° F
- 3 POSITION ROCKER
SWITCH – OFF, HIGH & LOW



8980 (KIT)

- DUAL TEMPERATURE
570° F AND 1000° F
- 3 POSITION ROCKER
SWITCH – OFF, HIGH & LOW
- INCLUDES ACCESSORY
ASSORTMENT 49-80-0300



8977-20

- VARIABLE TEMPERATURE
140° F TO 1040° F
- ROTATE REAR HOUSING TO
SELECT TEMPERATURE



8985 (KIT)

- VARIABLE TEMPERATURE
140° F TO 1040° F
- ROTATE REAR HOUSING TO
SELECT TEMPERATURE
- INCLUDES ACCESSORY
ASSORTMENT 49-80-0300



- **Impact Resistant Heating Element**
- **Efficient Soft Air Velocity:**
Increases surface temperature to the required working temperature faster than conventional hot air heat guns. Maintains higher surface temperature, allowing faster completion standard commercial or industrial applications.
- **Cool Air Inlet Design**
Allows air movement at peak efficiency, even when resting on support stand.
- **Support Stand**
Enables gun to be stationary for workbench or assembly work, freeing both hands for use.
- **Users:**
Plumbers, Painters, Floor Covering Installers, Technicians, Boat Builders, Food Processing, Industry, Mechanics, Contractors, Body Shops, Photographers, Schools, Laboratories.
- **Applications:**
Softens, molds, bends and forms plastics. Pre-dries surfaces for fast preparation, softens caulking, putty and plastics, strips paint, varnish and lacquer. Repairs auto top vinyl, thaws frozen pipes, shrink fits plastic tubing, dries electric lines and cables, removes tiles, floor covering materials, loosens over-tightened screws and joints, welds plastics, PVC coated fabrics and foils.

SPECIFICATIONS

CATALOG NUMBER	VOLTS AC	AMPS	AIR VOLUME CU. FT. MIN.	AIR TEMPERATURES	LENGTH (IN.)	NET WGT. (LBS.)	SHP. WGT. (LBS.)
8975-6	120	11.6	14.8	570° F / 1000° F	10-1/8	1.6	2.0
8980 KIT	120	11.6	14.8	570° F / 1000° F	10-1/8	1.6	5.3
8977-20	120	11.6	14.8	140° F / 1040° F	10-1/8	1.6	2.0
8985 KIT	120	11.6	14.8	140° F / 1040° F	10-1/8	1.6	5.3

STANDARD EQUIPMENT: FOR 8975-6 – Dual Temp. Heat Gun. FOR 8980 – 8975-6 Heat Gun, Accessory Assortment 49-80-0300 and Impact Resistant Carrying Case. FOR 8977-20 – Variable Temp. Heat Gun. FOR 8985 – 8977-20 Heat Gun, Accessory Assortment 49-80-0300 and Impact Resistant Carrying Case.

ACCESSORIES

HIGH IMPACT CARRYING CASE

48-55-7120 Tough, custom molded rustproof, polyethylene case securely holds the 8975-6 and 8977-20 heat gun and all 4 accessory nozzles.

ACCESSORY ASSORTMENT

49-80-0300 Includes 49-80-0292, 49-80-0293, 49-80-0294 and 49-80-0297 to fit most common applications. Fits all heat guns offered by MILWAUKEE.



AIR REDUCTION

49-80-0297 Intensified heat in a specific area – soldering.



HOOK NOZZLE

49-80-0292 When heat is needed to surround-bending, soldering pipe, shrinking tubing.



DEFLECTOR

49-80-0293 Deflects air away from glass when stripping paint or softening putty.



AIR SPREADER

49-80-0294 Intensified heat for removing floor coverings, paint burning, vinyl top removal.



HEAVY-DUTY HEAT GUNS

8988-20

- VARIABLE TEMPERATURE
90° F TO 1050° F



LED Digital Readout Display



8978-20 (KIT)

- VARIABLE TEMPERATURE
200° F TO 1050° F
- INCLUDES 2 NOZZLES



- **Removable Air Filter**
Prevents debris from entering tool.
- **Ceramic Encapsulated Heating Element**
Found only in the highest quality heat guns. Maintains shape of helix and uniform coil which results in longer tool life.
- **Thermo Protected**
Automatically prevents the tool from overheating by maintaining set temperature.
- **One Hand Operation**
The light weight, easy grip handle and convenient switch location make working with the unit extremely easy.
- **Stationary Use**
Tool is designed with pads on the back cap and lower handle for use in upright position.
- **LED Digital Readout Display**
Temperature monitoring via digital display showing the present temperature in increments of 10° F. (8988-20 only)
- **Users:**
Aerospace Industries. Defense Department. Computer Industries. Harness Shops.
- **Applications:**
Plastic Curing on Aircraft. Solder Sleeve Splicing Devices. Shrink Tube Insulator Applications. Wire Harnessing. Welding Thermoplastics. Shaping and Bending Plastics.

SPECIAL 8978-20 FEATURES

- **Impact Resistant Heating Element**
- **Heat Adjustment Dial (1– 6) For Temperature From 200° F – 1050° F**
- **Electronic Control**
Allows extra reduction of air flow for more accurate and concentrated heat location without damage to heating element.

SPECIFICATIONS

CATALOG NUMBER	VOLTS AC	AMPS	AIR VOLUME CU. FT. MIN.			AIR TEMPERATURES	LENGTH (IN.)	NET. WGT. (LBS.)	SHP. WGT. (LBS.)
			COOL AIR ONLY	LOW AIR (WITH HEAT)	HIGH AIR (WITH HEAT)				
8988-20	120	12.5	7.06	8.83	15.89	90°F – 1050°F	11-1/2	2.0	2.8
8978-20	120	12.5	-	-	14.8	200°F – 1050°F	13	1.8	2.5

STANDARD EQUIPMENT: FOR 8988-20 - Tool only. FOR 8978-20 - Tool, air reduction nozzle 49-80-0305 and hook nozzle 49-80-0292.

FOR USE WITH ALL HEAT GUNS: 8978-20, 8988-20, 8975-6, 8977-20

AIR REDUCTION

49-80-0297 Intensified heat in a specific area – soldering.



HOOK NOZZLE

49-80-0292 When heat is needed to surround-bending, soldering pipe, shrinking tubing.



DEFLECTOR

49-80-0293 Deflects air away from glass when stripping paint or softening putty.



AIR SPREADER

49-80-0294 Intensified heat for removing floor coverings, paint burning, vinyl top removal.



ACCESSORY ASSORTMENT

49-80-0300 Includes 49-80-0292, 49-80-0293, 49-80-0294 and 49-80-0297. Fits all heat guns offered by MILWAUKEE.

ACCESSORIES

FOR USE WITH HEAT GUNS: 8978-20, 8988-20

AIR REDUCTION

49-80-0305 Intensified, spot directed for corners, bending plexiglass, soldering.



AIR REDUCTION

49-80-0306 Similar function to 49-80-0305, larger working areas.



AIR REFLECTOR

49-80-0307 Small diameter tubing, wires, shrink wrap tubing.



SLIT NOZZLE

49-80-0308 Intensified air flow for lap welding PVC canvasses and sheets. (Must be used with 49-80-0305).






Don't let the power go to your head.

Introducing the revolutionary V28 Lithium-Ion line of cordless tools. The most powerful cordless tool system on the planet. Awesome power and up to twice the run time of an 18 volt with no extra battery weight. With a complete system of 6 new cordless tools to choose from, now you can work in ways you've never imagined. Just don't get too carried away. Experience the revolution yourself at V28Power.com or see your local distributor. **Move to a higher power.**



INTRODUCING
REVOLUTIONARY
28 VOLT LITHIUM-ION
TECHNOLOGY.

COMPARE THE
DIFFERENCE



CHOOSE FROM SIX
POWERFUL TOOLS



BATTERY FUEL GAUGE



V28[™]
LITHIUM-ION
V28Power.com