



LIGHTING COMPONENTS GUIDE

 **SATCO**[®]

WWW.SATCO.COM

Satco is pleased to present the latest edition of our Lighting Components Catalog. Many new parts and accessories have been added, and each section is color-coded and arranged to make finding the right product easy.

Brilliance

Satco is committed to providing unsurpassed quality, service and product assortment. These efforts, along with our strategic locations, make Satco the preferred choice in lighting component products and light sources.

Six convenient locations

WASHINGTON
4710 116th St. S.W.
Mukilteo, Washington 98275
800-437-2826
(425) 789-3300 FAX: (425) 789-3310

NEW YORK CORPORATE OFFICES
110 Heartland Blvd.
Brentwood, N.Y. 11717
800-437-2826
(631) 243-2022 FAX: (631) 243-2027

CALIFORNIA
31288 San Benito St.
Hayward, California 94544
800-437-2826
(510) 487-4822 FAX: (510) 487-8955

TEXAS
2000 Valwood Parkway
Farmers Branch, Texas 75234
800-437-2826
(972) 247-2437 FAX: (972) 247-5408

FLORIDA
900 N.W. 159th Drive
Miami, Florida 33169
800-437-2826
(305) 624-2044 FAX: (305) 623-0286

PUERTO RICO
Bldg 3, Compeche St. 22
Julio N. Matos Industrial Park
Bo Martin Gonzales
Carolina, PR 00984
800-437-2826
(787) 757-3510 Fax: (787) 757-3540

At Satco, our business isn't about us. It's about you and your business.

Satco and our Nuvo®, Hygrade™ and KolourOne™ brands have grown to be industry leaders by offering you the widest selection of lamps, fixtures and lighting components.

The most innovative technology.

The highest standards of quality and efficiency. And a reputation for service earned one customer at a time for almost 50 years.

Satco. Setting the standards.

With a vast catalog of products built to the highest quality standards, massive inventories, a highly automated nationwide distribution network, and a growing investment in research and development, few lighting manufacturers can match Satco's depth of industry experience.

The widest selection.

Satco keeps homes across North America lit through the thousands of retail outlets we supply with replacements lamps and consumer lighting accessories.

The residential and commercial building trades rely on Satco's comprehensive line of fixtures, track and outdoor lighting and lamps, which are widely available through electrical distributors across the country.

Lighting fixture manufacturers turn to Satco Logistics for on-time shipping of thousands of component parts in orders of any size, including lamps, ballasts, sockets, switches, cords, canopies and glassware of every description.



As an ongoing effort on behalf of Satco Products, Inc. to remain dedicated to the improvement of our products, we reserve the right to change specifications. The information contained in this catalog is subject to change without notice. We cannot be responsible for typographical errors.

Sockets & Lampholders

- Medium base aluminum
- Medium base 3 & 4 piece stamped solid brass
- Medium base interiors, shells & accessories
- Assorted socket clusters
- Medium base 4 piece stamped solid brass pre-wired sockets
- Medium base phenolic
- Medium base (paper liner)
- Medium base porcelain
- Medium base porcelain - 4KV
- Medium base porcelain - 4KV - 6KV
- Specialty porcelain & lamps
- Bayonet & linear sockets
- Sign receptacles
- Fluorescent lamps, sockets & ballasts
- Electronic socket ballasts & socket caps
- Compact fluorescent lamps
- Fluorescent receptacles & fixtures
- LED lamps, specialty fixtures & lamps

Wire, Cords & Accessories

- Bulk wire
- Cord sets
- Extension cords
- Power supply cords & accessories
- Surge suppressors
- Wire covers
- Electrical tape & terminals
- Lighting accessories & wire connectors
- Bushings
- Flood lights
- Ampacity charts, power supply cord terminology

Hardware & Lamp Parts

- Harps & accessories
- Knobs & finials
- Reel & bulk chain
- Steel & brass nipples
- Cross bars & lamp parts
- Locknuts & washers
- Check rings
- Washers & steel pipe
- Fixture & screw collar loops
- Hardware, caps, screw & bushings
- Brass couplings & balls
- Brass necks & spindles
- Brass swivels
- Armbacks & elbows
- Swag hook kits & drop ceiling/track accessories
- Spacers & candle cups
- Steel necks
- Candle covers
- Bead chain & accessories, pulls & tassels
- Crystal & lighting accessories










Canopies & Glass Holders

- Canopy parts & kits
- Canopies & extensions
- Vintage canopy kits & stamped brass sockets
- Canopy, fan & blank up kits
- Wired fixture holders, wired ceiling pans
- Bent glass holders & glass holders
- Cast brass canopies
- Heavy 2-step steel canopies
- Wall sconces
- U-Channel glass holders
- Glass holders & fixture bodies

Glassware & Shades

- Globe, schoolhouse, drum & mushroom glass
- Screw fitter & cased glass
- Lexan & poly
- Hall, porch, I.E.S. fixture & specialty glass
- Bend glass (round square & u-channel)
- Clip-on shades

Contents

About Satco	2 - 3
 Sockets & Lampholders	6-96
 Ballasts	97-104
 Switches & Accessories	105 - 122
 Wires, Cords & Accessories	123 - 152
 Hardware & Lamp Parts	153 - 194
 Canopies & Glassholders	195 - 214
 Glassware & Shades	215 - 228
 Charts	229 - 231
 Index	232 - 240

Ballasts

- Fluorescent Ballasts & HID Ballasts

Switches & Accessories

- Switches (rotary, push, pull chain, toggle)
- Dimmer controls & switches
- Attachment plugs
- Line cord switches
- Rocker switches
- Photoelectric & touch switches
- Socket extenders, reducers & adapters
- Outlets (plug-in & add-on)



Medium base aluminum	6-14
Medium base 3 & 4 piece stamped solid brass	15-23
Medium base interiors, shells and accessories	24-25
Assorted socket clusters	26-29
Medium base 4 piece stamped solid brass pre-wired	30-35
Medium base phenolic	36-40
Medium base (paper liner)	41

Sockets & Lampholders

Medium base porcelain	42-51
Medium base porcelain - 4KV	52-55
Medium base porcelain - 4KV - 6KV	56-57
Specialty porcelain & lamps	58-59
Medium base receptacles & bulb cages	60-61
Medium base phenolic sockets	62-63
Medium base phenolic socket clusters	64-67
Candelabra base phenolic	68-71
Candelabra & intermediate base sockets	72
Specialty porcelain/halogen	73-75
Bayonet & linear sockets	76
Sign receptacles	77
Fluorescent lamps, sockets & ballasts	78-85
Electronic socket ballasts & socket caps	86-89
Compact fluorescent lamps	90-91
Fluorescent receptacles & fixtures	92-95
LED lamps, specialty fixtures & lamps	96

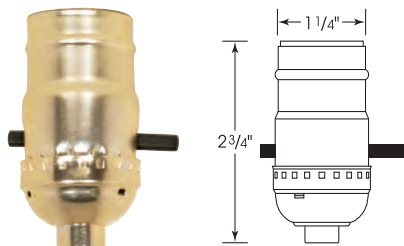


Medium Base Lampholders

Aluminum—Screw Terminals / Push-In Terminals



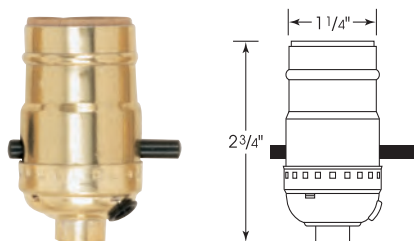
On-Off Push Thru Socket



80-1000
660W-250V

Cat No.	Finish	Terminal	Cap	Set Screw	Uno-Thread	Master
80-1000	Brite Gilt	Screw	1/8 IPS	Less	No	500
90-410	Brite Gilt	Screw	1/8 IPS	Less	No	250
80-1001	Nickel	Screw	1/8 IPS	Less	No	500
80-1527	Nickel	Screw	1/8 IPS	With	No	250
80-1529	Brite Gilt	Screw	1/8 IPS	With	No	250
90-1408	Brite Gilt	Screw	1/8 IPS	With	Yes	200/10
80-1348	Brite Gilt	Push-In	1/8 IPS	Less	No	500

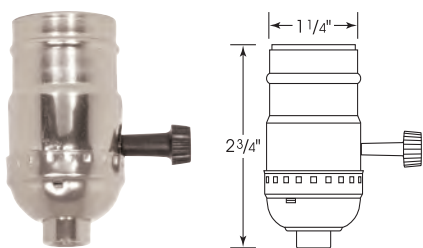
On-Off Push Thru Socket w/Side Outlet - For SPT-2



90-418
660W-250V

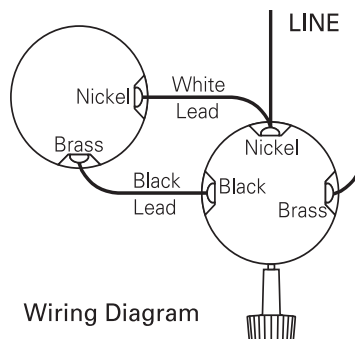
Cat No.	Finish	Terminal	Cap	Set Screw	Uno-Thread	Master
90-418	Brite Gilt	Screw w/Sideout Hole	1/8 IPS	Less	No	250
80-1754	Nickel	Screw w/Sideout Hole	1/8 IPS	With	No	250
80-2137	Brite Gilt	Screw w/Sideout Hole	1/8 IPS	With	No	250
80-2437	Regular Antique Brass	Screw w/Sideout Hole	1/8 IPS	With	No	250
80-2438	Dark Antique Brass	Screw w/Sideout Hole	1/8 IPS	With	No	250

3 Terminal (2 Circuit) Turn Knob Socket w/Removable Knobs



80-1009
250W-250V

Cat No.	Finish	Terminal	Cap	Set Screw	Uno-Thread	Master
80-1008	Brite Gilt	Screw	1/8 IPS	Less	No	500
90-421	Brite Gilt	Screw	1/8 IPS	Less	No	250
80-1009	Nickel	Screw	1/8 IPS	Less	No	500
80-1501	Brite Gilt	Screw	1/4 IPS	Less	No	250
80-2138	Nickel	Screw	1/4 IPS	Less	No	250
80-2392	Brite Gilt	Screw	1/8 IPS	With	No	250
80-2393	Nickel	Screw	1/8 IPS	With	No	250






Medium Base Lampholders

Aluminum—Screw Terminals / Push-In Terminals


3 Way (2 Circuit) Turn Knob Socket w/Removable Knob

Cat No.	Finish	Terminal	Cap	Set Screw	Uno-Thread	Master
80-1002	Brite Gilt	Screw	1/8 IPS	Less	No	500
90-412	Brite Gilt	Screw	1/8 IPS	Less	No	250
80-1003	Nickel	Screw	1/8 IPS	Less	No	500
80-1004	Brite Gilt	Screw	1/4 IPS	Less	No	500
80-1005	Nickel	Screw	1/4 IPS	Less	No	500
80-1098	Nickel	Screw	1/8 IPS	With	No	250
80-1192	Brite Gilt	Screw	1/8 IPS	With	No	250
90-1410	Brite Gilt	Screw	1/8 IPS	With	Yes	200/10
80-1158	Brite Gilt	Push-In	1/8 IPS	Less	No	500
80-1453	Nickel	Push-In	1/8 IPS	Less	No	500
80-1968	Dark Antique Brass	Screw	1/8 IPS	Less	No	250
80-1969	Dark Antique Brass	Screw	1/8 IPS	With	Yes	250
80-2198	Regular Antique Brass	Screw	1/8 IPS	Less	No	250




3 Way (2 Circuit) Turn Knob Socket w/Removable Knob & Strain Relief

Cat No.	Finish	Terminal	Cap	Set Screw	Uno-Thread	Master
80-1118	Brite Gilt	Screw	1/8 IPS	Less	No	500
80-1119	Nickel	Screw	1/8 IPS	Less	No	500



On-Off turn Knob Socket w/Removable Knob

Cat No.	Finish	Terminal	Cap	Set Screw	Uno-Thread	Master
80-1012	Brite Gilt	Screw	1/8 IPS	Less	No	500
90-413	Brite Gilt	Screw	1/8 IPS	Less	No	250
80-1013	Nickel	Screw	1/8 IPS	Less	No	500
80-1101	Nickel	Screw	1/8 IPS	With	No	250
80-1193	Brite Gilt	Screw	1/8 IPS	With	No	250
90-1411	Brite Gilt	Screw	1/8 IPS	With	Yes	200/10
80-1159	Brite Gilt	Push-In	1/8 IPS	Less	No	500
80-2136	Nickel	Push-In	1/8 IPS	Less	No	500
80-2394	Regular Antique Brass	Screw	1/8 IPS	Less	No	250
80-2395	Dark Antique Brass	Screw	1/8 IPS	Less	No	250



SOCKETS & LAMPHOLDERS

Medium Base Lampholders

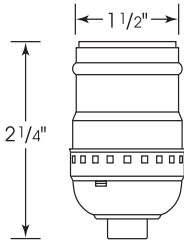
Aluminum—Screw Terminals / Push-In Terminals



Short Keyless Socket



80-1010
660W-250V

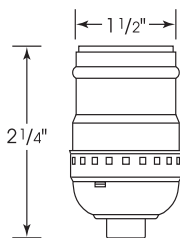


Cat No.	Finish	Terminal	Cap	Set Screw	Uno-Thread	Master
80-1010	Brite Gilt	Screw	1/8 IPS	Less	No	500
90-420	Brite Gilt	Screw	1/8 IPS	Less	No	250
80-1011	Nickel	Screw	1/8 IPS	Less	No	500
80-1100	Nickel	Screw	1/8 IPS	With	No	250
80-1194	Brite Gilt	Screw	1/8 IPS	With	No	250
90-1412	Brite Gilt	Screw	1/8 IPS	With	Yes	200/10
80-1981	Nickel	Screw	1/4 IPS	With	No	250
80-2250	Regular Antique Brass	Screw	1/8 IPS	Less	No	250
80-2396	Dark Antique Brass	Screw	1/8 IPS	Less	No	250

Short Keyless Socket w/Side Outlet



80-1373
660W-250V

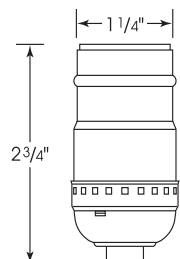


Cat No.	Finish	Terminal	Cap	Set Screw	Uno-Thread	Master
80-1373	Nickel	Screw w/Sideout Hole	1/8 IPS	Less	No	250
80-1753	Brite Gilt	Screw w/Sideout Hole	1/8 IPS	With	No	250
80-2531	Nickel	Screw w/Sideout Hole	1/8 IPS	With	No	250

Standard Keyless Socket



80-1669
660W-250V

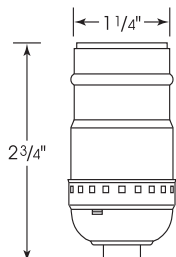


Cat No.	Finish	Terminal	Cap	Set Screw	Uno-Thread	Master
80-1669	Brite Gilt	Screw	1/8 IPS	Less	No	250
80-1670	Nickel	Screw	1/8 IPS	Less	No	250
80-1218	Brite Gilt	Push-In	1/8 IPS	Less	No	250

3 Way (2 Circuit) Keyless Socket

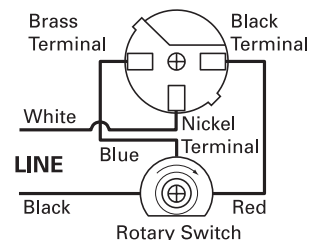


80-1021
660W-250V



Cat No.	Finish	Terminal	Cap	Set Screw	Uno-Thread	Master
80-1020	Brite Gilt	Screw	1/8 IPS	With	No	500
90-1314	Brite Gilt	Screw	1/8 IPS	With	No	250/10
80-1021	Nickel	Screw	1/8 IPS	With	No	500

Wiring Diagram



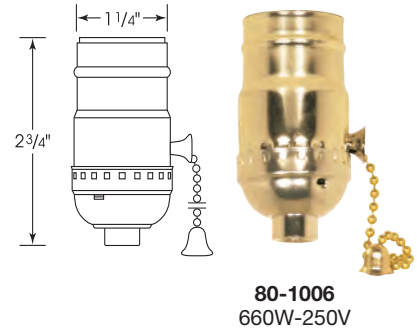


Medium Base Lampholders

Aluminum—Screw Terminals

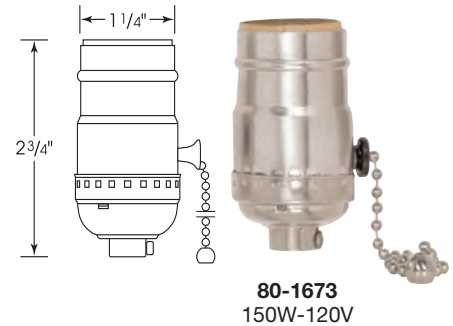
On-Off Pull Chain Socket

Cat No.	Finish	Terminal	Cap	Set Screw	Uno-Thread	Master
80-1006	Brite Gilt	Screw	1/8 IPS	Less	No	500
90-411	Brite Gilt	Screw	1/8 IPS	Less	No	250
80-1007	Nickel	Screw	1/8 IPS	Less	No	500
80-1099	Nickel	Screw	1/8 IPS	With	No	250
80-1188	Brite Gilt	Screw	1/8 IPS	With	No	500
90-1409	Brite Gilt	Screw	1/8 IPS	With	Yes	200/10
80-2185	Nickel	Screw	1/4 IPS	With	No	250
80-2186	Brite Gilt	Screw	1/4 IPS	With	No	250
80-2315	Dark Antique Brass	Screw	1/8 IPS	With	No	100
80-2316	Regular Antique Brass	Screw	1/8 IPS	With	No	100



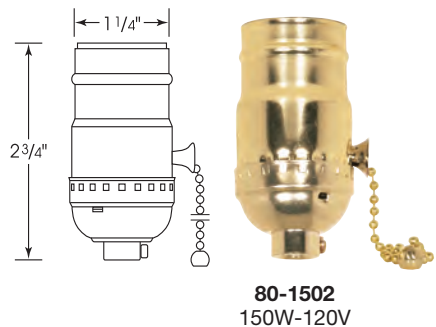
3 Position Pull Chain Socket w/Diode Low - Medium - High - Off For Standard A Type Household Bulb

Cat No.	Finish	Terminal	Cap	Set Screw	Uno-Thread	Master
80-1672	Brite Gilt	Screw	1/8 IPS	With	No	250
80-1673	Nickel	Screw	1/8 IPS	With	No	250



2 Position Pull Chain Socket w/Diode High - Low - Off For Standard A Type Household Bulb

Cat No.	Finish	Terminal	Cap	Set Screw	Uno-Thread	Master
80-1502	Brite Gilt	Screw	1/8 IPS	With	No	250
80-1503	Nickel	Screw	1/8 IPS	With	No	250

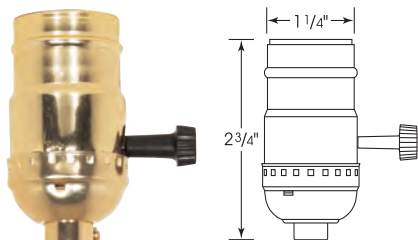


Medium Base Lampholders

Aluminum—Screw Terminals/Push-In Terminals



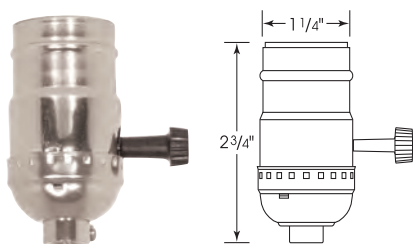
5 Position Turn Knob Socket For Standard Type A Household Bulb



80-1504
150W-120V

Cat No.	Finish	Terminal	Cap	Set Screw	Uno-Thread	Master
80-1504	Brite Gilt	Push-In	1/8 IPS	With	No	500
80-1505	Nickel	Push-In	1/8 IPS	With	No	250

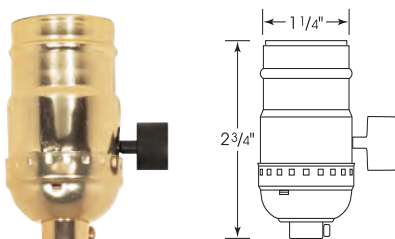
Hi-Low Turn Knob Socket For Standard A Type Household Bulb - 6/32 Mandrel



80-1017
250W-250V

Cat No.	Finish	Terminal	Cap	Set Screw	Uno-Thread	Master
80-1016	Brite Gilt	Screw	1/8 IPS	With	No	100
80-1017	Nickel	Screw	1/8 IPS	With	No	100

On-Off Large Key Socket w/Non Removable Knob



80-1671
250W-250V

Cat No.	Finish	Terminal	Cap	Set Screw	Uno-Thread	Master
80-1671	Brite Gilt	Screw	1/8 IPS	With	No	100

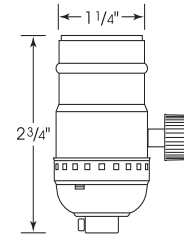


Medium Base Lampholders

Aluminum—Screw Terminals / Optional Phenolic Knobs

150W Full Range Turn Knob Dimmer Socket

Cat No.	Finish	Terminal	Cap	Set Screw	Uno-Thread	Master
80-1014	Brite Gilt	Screw	1/8 IPS	With	No	100
80-1015	Nickel	Screw	1/8 IPS	With	No	100
80-2355	Regular Antique Brass	Screw	1/8 IPS	With	No	100



80-1014
150W-120V

Optional Phenolic Knobs



80-1757
Brass Plated



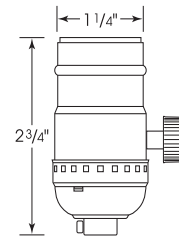
80-1758
Nickel Plated



80-2602
Blue Insert For Knobs

200W Full Range Turn Knob Dimmer Socket w/Matching Finish Removable Knob

Cat No.	Finish	Terminal	Cap	Set Screw	Uno-Thread	Master
80-1547	Brite Gilt	Screw	1/8 IPS	With	No	100
80-1548	Nickel	Screw	1/8 IPS	With	No	100



80-1548
200W-120V

Finishes Available On Aluminum Lampholders



Brite Gilt



Nickel



Dark Antique



Regular Antique Brass

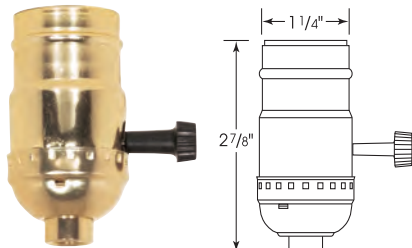
SOCKETS & LAMP HOLDERS



Medium Base Lampholders

Aluminum—Push-In Terminals / Strain Relief Hooks

On-Off Turn Knob Socket w/Removable Knob

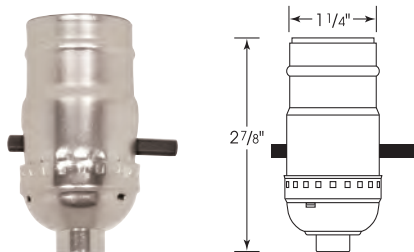


80-1558
250W-250V

w/Strain Relief Hooks

Cat No.	Finish	Terminal	Cap	Set Screw	Uno-Thread	Master
80-1558	Brite Gilt	Push-In	1/8 IPS	Less	No	250
80-1559	Nickel	Push-In	1/8 IPS	Less	No	250

On-Off Push Thru Socket

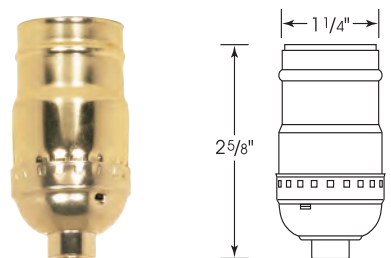


80-1566
660W-250V

w/Strain Relief Hooks

Cat No.	Finish	Terminal	Cap	Set Screw	Uno-Thread	Master
80-1565	Brite Gilt	Push-In	1/8 IPS	Less	No	250
80-1566	Nickel	Push-In	1/8 IPS	Less	No	250

Standard Keyless Socket



80-1562
660W-250V

w/Strain Relief Hooks

Cat No.	Finish	Terminal	Cap	Set Screw	Uno-Thread	Master
80-1562	Brite Gilt	Push-In	1/8 IPS	Less	No	250
80-1563	Nickel	Push-In	1/8 IPS	Less	No	250




Medium Base Lampholders

Aluminum—Push-In Terminals / Strain Relief Hooks

3 Way Turn Knob Socket w/Removable Knob

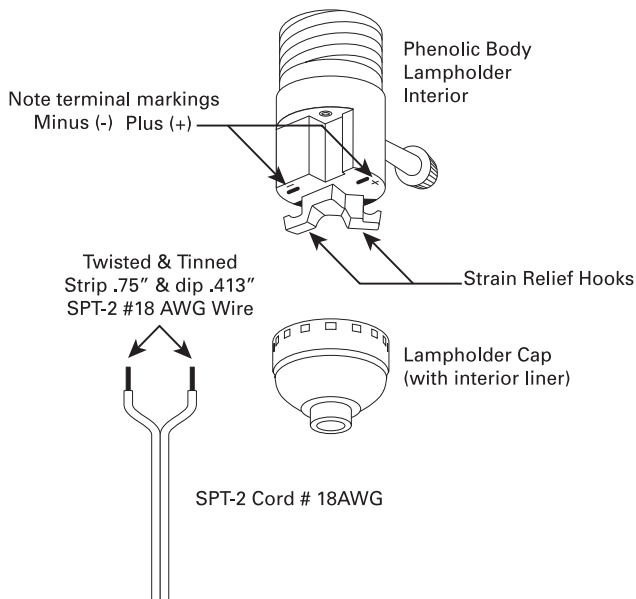
Cat No.	Finish	Terminal	Cap	Set Screw	Uno-Thread	Master
80-1560	Brite Gilt	Push-In	1/8 IPS	Less	No	250
80-1561	Nickel	Push-In	1/8 IPS	Less	No	250



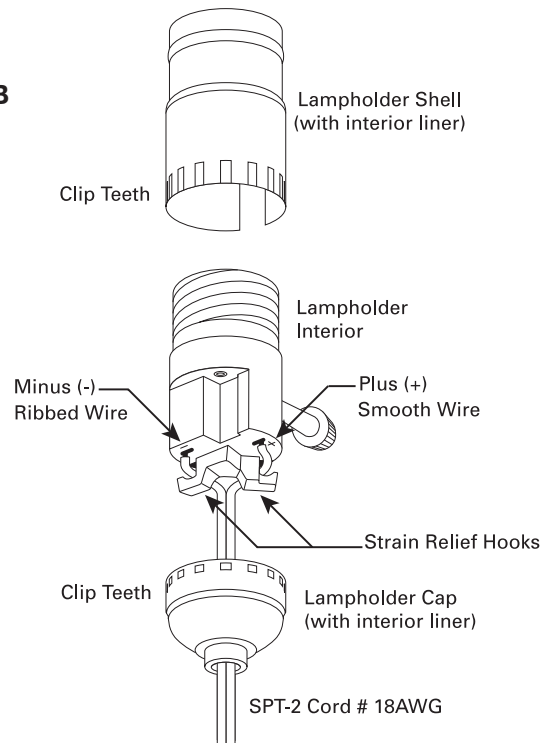
“Push-In” Strain Relief Lampholder Wiring Instructions

- Strip SPT-2 #18AWG wire 0.75" & tin the ends 0.413" in length.
- The socket terminals are marked with minus (-) & plus (+). Push the tinned end by hand into the correct terminal.
 - Neutral - (ribbed wire) into the minus (-).
 - Positive - (smooth wire) into the plus (+).
- Loop wires under the strain relief hooks.
- If you make a mistake - insert a wire removing pin into the terminal and push down to release the wire.

A



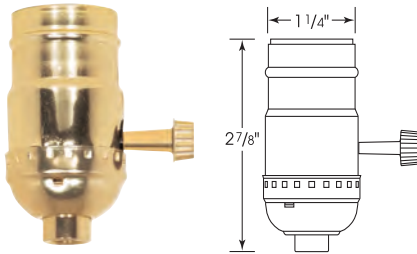
B



Medium Base Lampholders Aluminum—Quick Slide Terminals



3 Way Turn Knob Socket w/Removable Knob



80-1533
250W-250V

Cat No.	Finish	Terminal	Cap	Set Screw	Uno-Thread	Master
80-1533	Brite Gilt	Slide-In	1/8 IPS	Less	No	250
80-1542	Nickel	Slide-In	1/8 IPS	Less	No	250

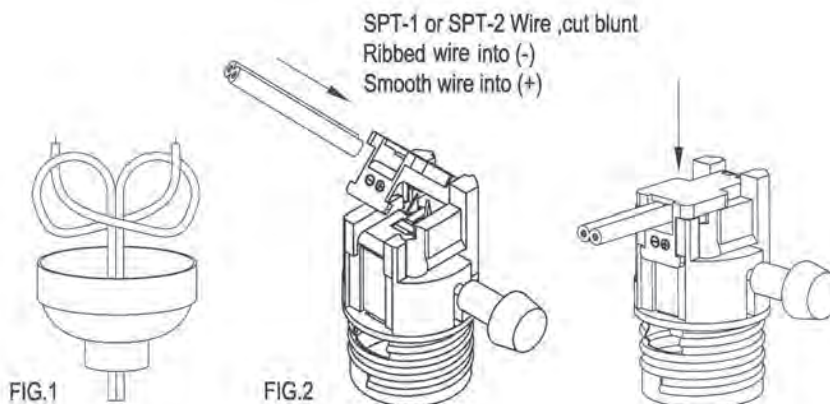
“Quick Slide” Wiring Instructions

Install and use this product following your local electrical codes and regulations.

CAUTION: Before working with your portable lamp, remove the plug from the wall outlet.

INSTRUCTIONS:

1. If replacing an existing socket, remove the light bulb and the shade first. Then press the side of the brass shell where it is marked “press”. Rock the shell back and forth to remove and disconnect the wire from the terminals.
2. Screw on new cap being careful to thread the wires through. Hand tighten snugly. If portable lamp has a knot in the wire, untie before removing the old cap and retie after the new cap is installed (Figure 1).
3. Cut wire at a point just before it splits into two (2) conductors.
4. Slide the wire all the way into the opening, making sure the neutral conductor having ribs or ribbing on the insulation is inserted on the negative (-) side of the opening (Figure 2). The conductor having the smooth insulation will go on the positive (+) side.
5. Push down on wire holder until it locks into place.
6. Place the brass shell with its paper insulating liner over the lamp socket. Feed wire back into lamp and snap brass shell on cap rocking back and forth listening for clicks to signify that the shell is locked in place.
7. Install light bulb and shade.






Medium Base Lampholders

3 Piece Stamped Solid Brass—Screw / Push-In Terminals

SOCKETS & LAMP HOLDERS


On-Off Push Thru Socket

Cat No.	Finish	Terminal	Cap	Set Screw	Uno-Thread	Master
80-1022	Polished Brass	Screw	1/8 IPS	Less	No	100
80-1023	Polished Nickel	Screw	1/8 IPS	Less	No	100
80-1032	Polished Brass	Screw	1/8 IPS	With	Yes	100
80-1033	Polished Nickel	Screw	1/8 IPS	With	Yes	100
90-870	Polished Brass	Screw	1/8 IPS	With	No	250/10
90-1667	Polished Nickel	Screw	1/8 IPS	With	No	250/10
80-2251	Regular Antique Brass	Screw	1/8 IPS	Less	No	100
80-2538	Dark Antique Brass	Screw	1/8 IPS	With	No	100
80-2442	Regular Antique Brass	Screw	1/8 IPS	With	Yes	100



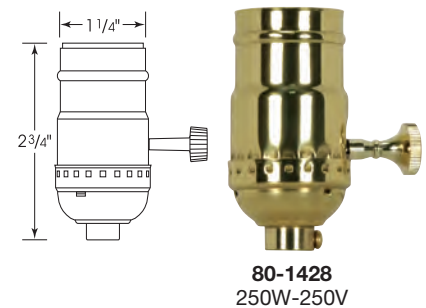
On-Off Turn Knob Socket w/Removable Knob

Cat No.	Finish	Terminal	Cap	Set Screw	Uno-Thread	Master
80-1030	Polished Brass	Screw	1/8 IPS	Less	No	100
80-1031	Polished Nickel	Screw	1/8 IPS	Less	No	100
80-1040	Polished Brass	Screw	1/8 IPS	With	Yes	100
80-1041	Polished Nickel	Screw	1/8 IPS	With	Yes	100
80-1179	Polished Brass	Screw	1/8 IPS	With	No	100
90-868	Polished Brass	Screw	1/8 IPS	With	No	250/10
80-1180	Polished Nickel	Screw	1/8 IPS	With	No	100
90-1670	Polished Nickel	Screw	1/8 IPS	With	No	250/10
80-1349	Polished Nickel	Push-In	1/8 IPS	Less	No	250
80-1772	Satin Brass	Screw	1/8 IPS	With	No	100
80-2252	Dark Antique Brass	Screw	1/8 IPS	Less	No	100
80-2357	Regular Antique Brass	Screw	1/8 IPS	With	Yes	100
80-2358	Regular Antique Brass	Screw	1/8 IPS	With	No	100
80-2415	Dark Antique Brass	Screw	1/8 IPS	With	No	100



3 Terminal (2 Circuit) Turn Knob Socket w/Removable Knob

Cat No.	Finish	Terminal	Cap	Set Screw	Uno-Thread	Master
80-1428	Polished Brass	Screw	1/8 IPS	With	No	100
90-1672	Polished Brass	Screw	1/8 IPS	With	No	250/10
80-1429	Polished Nickel	Screw	1/8 IPS	With	No	100
90-1673	Polished Nickel	Screw	1/8 IPS	With	No	250/10



SOCKETS & LAMPHOLDERS

Medium Base Lampholders

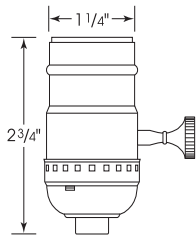
3 Piece Stamped Solid Brass—Screw Terminals



3 Way (2 Circuit) Turn Knob Socket w/Removable Knob



80-1024
250W-250V

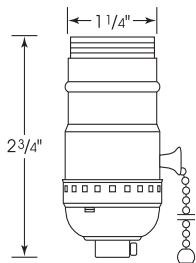


Cat No.	Finish	Terminal	Cap	Set Screw	Uno-Thread	Master
80-1024	Polished Brass	Screw	1/8 IPS	Less	No	100
80-1025	Polished Nickel	Screw	1/8 IPS	Less	No	100
80-1034	Polished Brass	Screw	1/8 IPS	With	Yes	100
80-1035	Polished Nickel	Screw	1/8 IPS	With	Yes	100
80-1190	Polished Brass	Screw	1/8 IPS	With	No	100
90-867	Polished Brass	Screw	1/8 IPS	With	No	250/10
80-1191	Polished Nickel	Screw	1/8 IPS	With	No	100
90-1669	Polished Nickel	Screw	1/8 IPS	With	No	250/10
80-1737	Satin Brass	Screw	1/8 IPS	With	No	100
80-1738	Dark Antique Brass	Screw	1/8 IPS	With	No	100
80-2211	Regular Antique Brass	Screw	1/8 IPS	With	No	100
80-2356	Regular Antique Brass	Screw	1/8 IPS	With	Yes	100
80-2424	Dark Antique Brass	Screw	1/8 IPS	With	Yes	100

On-Off Pull Chain Socket



80-1037
660W-250V
Shown with
Uno-Thread



Cat No.	Finish	Terminal	Cap	Set Screw	Uno-Thread	Master
80-1026	Polished Brass	Screw	1/8 IPS	Less	No	100
80-1027	Polished Nickel	Screw	1/8 IPS	Less	No	100
80-1036	Polished Brass	Screw	1/8 IPS	With	Yes	100
80-1037	Polished Nickel	Screw	1/8 IPS	With	Yes	100
90-869	Polished Brass	Screw	1/8 IPS	With	No	250/10
90-1668	Polished Nickel	Screw	1/8 IPS	With	No	250/10
80-1739	Satin Brass	Screw	1/8 IPS	With	No	100
80-1740	Dark Antique Brass	Screw	1/8 IPS	With	No	100
80-2212	Regular Antique Brass	Screw	1/8 IPS	With	No	100

Finishes Available On 3 Piece Stamped Solid Brass Lampholders



Polished Brass



Satin Brass



Polished Nickel



Dark Antique Brass



Regular Antique Brass

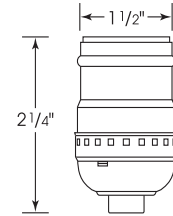


Medium Base Lampholders

3 Piece Stamped Solid Brass—Screw Terminals

Short Keyless Socket

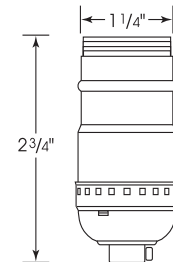
Cat No.	Finish	Terminal	Cap	Set Screw	Uno-Thread	Master
80-1028	Polished Brass	Screw	1/8 IPS	Less	No	100
80-1029	Polished Nickel	Screw	1/8 IPS	Less	No	100
80-1038	Polished Brass	Screw	1/8 IPS	With	Yes	100
80-1039	Polished Nickel	Screw	1/8 IPS	With	Yes	100
80-1177	Polished Brass	Screw	1/8 IPS	With	No	100
90-871	Polished Brass	Screw	1/8 IPS	With	No	250/10
80-1178	Polished Nickel	Screw	1/8 IPS	With	No	100
90-1671	Polished Nickel	Screw	1/8 IPS	With	No	250/10
80-2206	Regular Antique Brass	Screw	1/8 IPS	With	No	100
80-2414	Dark Antique Brass	Screw	1/8 IPS	With	No	100
80-2417	Dark Antique Brass	Screw	1/8 IPS	With	Yes	100



80-1028
660W-250V

Standard Keyless Socket

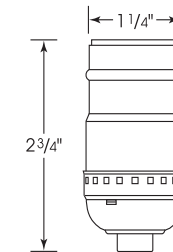
Cat No.	Finish	Terminal	Cap	Set Screw	Uno-Thread	Master
80-1446	Polished Brass	Screw	1/8 IPS	With	Yes	100
80-1447	Polished Nickel	Screw	1/8 IPS	With	Yes	100



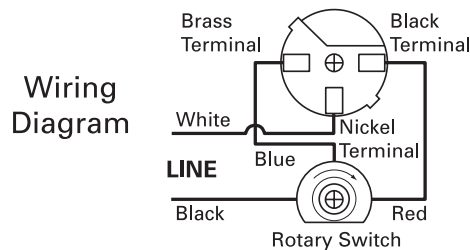
80-1447
660W-250V
Shown with Uno-Thread

3 Way (2 Circuit) Keyless Socket

Cat No.	Finish	Terminal	Cap	Set Screw	Uno-Thread	Master
80-1175	Polished Brass	Screw	1/8 IPS	With	No	100
80-1176	Polished Nickel	Screw	1/8 IPS	With	No	100



80-1175
660W-250V

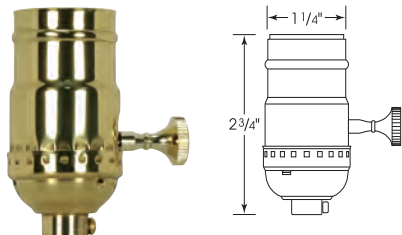


Medium Base Lampholders

3 Piece Stamped Solid Brass—Screw Terminals



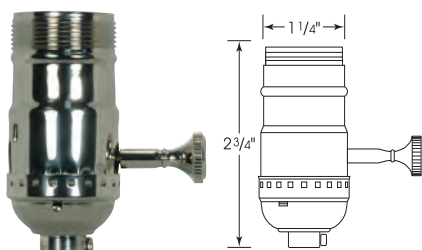
Hi-Low Turn Knob Socket For Standard A Type Household Bulb



80-1462
250W-250V

Cat No.	Finish	Terminal	Cap	Set Screw	Uno-Thread	Master
80-1462	Polished Brass	Screw	1/8 IPS	With	No	100
80-1463	Polished Nickel	Screw	1/8 IPS	With	No	100

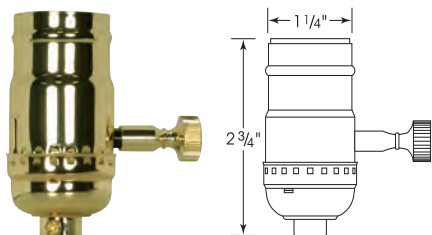
150W Full Range Turn Knob Dimmer Socket



80-1045
150W-120V
Shown with
Uno-Thread

Cat No.	Finish	Terminal	Cap	Set Screw	Uno-Thread	Master
80-1042	Polished Brass	Screw	1/8 IPS	With	No	100
80-1043	Polished Nickel	Screw	1/8 IPS	With	No	100
80-1044	Polished Brass	Screw	1/8 IPS	With	Yes	100
80-1045	Polished Nickel	Screw	1/8 IPS	With	Yes	100
80-2416	Dark Antique Brass	Screw	1/8 IPS	With	No	100
80-2418	Regular Antique Brass	Screw	1/8 IPS	With	No	100

200W Full Range Turn Knob Dimmer Socket



80-1695
200W-120V

Cat No.	Finish	Terminal	Cap	Set Screw	Uno-Thread	Master
80-1695	Polished Brass	Screw	1/8 IPS	With	No	100
80-1696	Polished Nickel	Screw	1/8 IPS	With	No	100



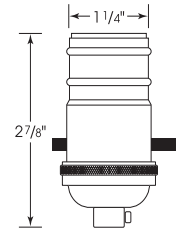
Medium Base Lampholders

4 Piece Stamped Solid Brass—Screw Terminals

SOCKETS & LAMP HOLDERS

On-Off Push Thru Socket

Cat No.	Finish	Terminal	Cap	Set Screw	Uno-Thread	Master
80-1432	Polished Brass	Screw	1/8 IPS	With	No	100
80-1433	Polished Nickel	Screw	1/8 IPS	With	No	100
80-2218	Regular Antique Brass	Screw	1/8 IPS	With	No	100



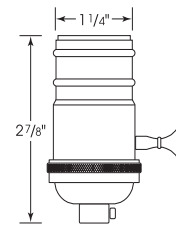
80-1432
660W-250V

On-Off Push Thru Socket w/Side Outlet For SPT-2

Cat No.	Finish	Terminal	Cap	Set Screw	Uno-Thread	Master
80-2443	Regular Antique Brass	Screw	1/8 IPS	With	No	100
80-2444	Dark Antique Brass	Screw	1/8 IPS	With	No	100

On-Off Turn Knob Socket w/Matching Finish Removable Knob

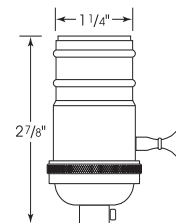
Cat No.	Finish	Terminal	Cap	Set Screw	Uno-Thread	Master
80-1058	Polished Brass	Screw	1/8 IPS	With	No	100
80-1059	Polished Nickel	Screw	1/8 IPS	With	No	100
80-1060	Polished Brass	Screw	1/8 IPS	With	Yes	100
80-1061	Polished Nickel	Screw	1/8 IPS	With	Yes	100
80-1062	Polished Brass	Screw	1/4 IPS	With	No	100
80-1063	Polished Nickel	Screw	1/4 IPS	With	No	100
80-1321	Unfinished	Screw	1/8 IPS	With	No	100
80-2217	Regular Antique Brass	Screw	1/8 IPS	With	No	100
80-2253	Dark Antique Brass	Screw	1/8 IPS	With	No	100
80-2421	Dark Antique Brass	Screw	1/8 IPS	With	Yes	100
80-2481	Black	Screw	1/8 IPS	With	No	100
80-2482	Black	Screw	1/8 IPS	With	Yes	100



80-1059
250W-250V

3 Terminal (2 Circuit) Turn Knob Socket w/Matching Finish Removable Knob

Cat No.	Finish	Terminal	Cap	Set Screw	Uno-Thread	Master
80-1430	Polished Brass	Screw	1/8 IPS	With	No	100
80-1431	Polished Nickel	Screw	1/8 IPS	With	No	100



80-1430
250W-250V

Medium Base Lampholders

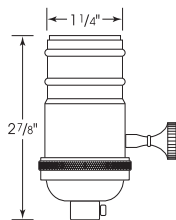
4 Piece Stamped Solid Brass—Screw Terminals



3 Way (2 Circuit) Turn Knob Socket w/Matching Finish & Removable Knob



80-1046
250W-250V

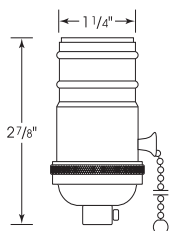


Cat No.	Finish	Terminal	Cap	Set Screw	Uno-Thread	Master
80-1046	Polished Brass	Screw	1/8 IPS	With	No	100
80-1047	Polished Nickel	Screw	1/8 IPS	With	No	100
80-1048	Polished Brass	Screw	1/8 IPS	With	Yes	100
80-1049	Polished Nickel	Screw	1/8 IPS	With	Yes	100
80-1050	Polished Brass	Screw	1/4 IPS	With	No	100
80-1051	Polished Nickel	Screw	1/4 IPS	With	No	100
80-1319	Unfinished	Screw	1/8 IPS	With	No	100
80-2153	Dark Antique Brass	Screw	1/8 IPS	With	Yes	100
80-2158	Regular Antique Brass	Screw	1/8 IPS	With	Yes	100
80-2209	Regular Antique Brass	Screw	1/8 IPS	With	No	100
80-2238	Unfinished	Screw	1/8 IPS	With	Yes	100

On-Off Pull Chain Socket



80-1053
660W-250V



Cat No.	Finish	Terminal	Cap	Set Screw	Uno-Thread	Master
80-1052	Polished Brass	Screw	1/8 IPS	With	No	100
80-1053	Polished Nickel	Screw	1/8 IPS	With	No	100
80-1291	Polished Brass	Screw	1/8 IPS	With	Yes	100
80-1292	Polished Nickel	Screw	1/8 IPS	With	Yes	100
80-2210	Regular Antique Brass	Screw	1/8 IPS	With	No	100
80-2216	Regular Antique Brass	Screw	1/8 IPS	With	Yes	100
80-2445	Dark Antique Brass	Screw	1/8 IPS	With	No	100
80-2399	Dark Antique Brass	Screw	1/8 IPS	With	Yes	100
80-2509	Black	Screw	1/8 IPS	With	No	100
80-2534	Black	Screw	1/8 IPS	With	Yes	100

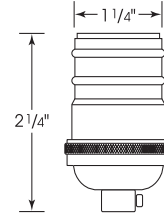


Medium Base Lampholders

4 Piece Stamped Solid Brass—Screw Terminals

Short Keyless Socket

Cat No.	Finish	Terminal	Cap	Set Screw	Uno-Thread	Master
80-1054	Polished Brass	Screw	1/8 IPS	With	No	100
80-1055	Polished Nickel	Screw	1/8 IPS	With	No	100
80-1056	Polished Brass	Screw	1/8 IPS	With	Yes	100
80-1057	Polished Nickel	Screw	1/8 IPS	With	Yes	100
80-1434	Unfinished	Screw	1/8 IPS	With	No	100
80-2219	Regular Antique Brass	Screw	1/8 IPS	With	No	100
80-2326	Dark Antique Brass	Screw	1/8 IPS	With	No	100
80-2423	Dark Antique Brass	Screw	1/8 IPS	With	Yes	100
80-2477	Black	Screw	1/8 IPS	With	No	100
80-2478	Black	Screw	1/8 IPS	With	Yes	100

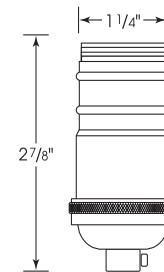
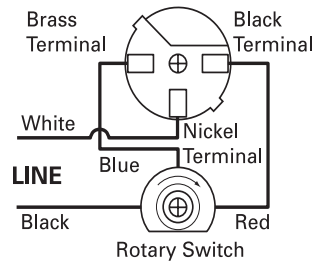


80-1054
660W-250V

3 Way (2 Circuit) Keyless Socket

Cat No.	Finish	Terminal	Cap	Set Screw	Uno-Thread	Master
80-1195	Polished Brass	Screw	1/8 IPS	With	Yes	100
80-1196	Polished Nickel	Screw	1/8 IPS	With	Yes	100

Wiring Diagram



80-1196
660W-250V
Shown with
Uno-Thread

SOCKETS & LAMPHOLDERS

Medium Base Lampholders

4 Piece Stamped Solid Brass—Screw Terminals



Finishes Available On 4 Piece Stamped Brass Lampholders



Polished Brass



Polished Brass
No Lacquer



Polished Nickel



Dark Antique Brass



Regular Antique Brass

Stamped Solid Brass Uno Rings (1 1/4" ID - 1 1/2" OD)



80-2389
Dark Antique



80-1450
Polished Brass



80-1451
Polished Nickel



80-2244
Regular Antique



80-2483
Black

1/4 IPS Stamped Solid Brass Caps w/Set Screw



80-1750
Polished Nickel



80-2390
Dark Antique



80-1749
Polished Brass



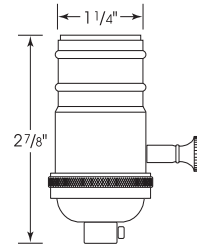
Medium Base Lampholders

4 Piece Stamped Solid Brass—Screw Terminals

SOCKETS & LAMP HOLDERS

150W Full Range Turn Knob Dimmer Socket w/Removable Knob

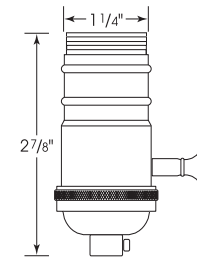
Cat No.	Finish	Terminal	Cap	Set Screw	Uno-Thread	Master
80-1064	Polished Brass	Screw	1/8 IPS	With	No	100
80-1065	Polished Nickel	Screw	1/8 IPS	With	No	100
80-1320	Unfinished	Screw	1/8 IPS	With	No	100
80-1795	Polished Brass	Screw	1/4 IPS	With	No	100
80-2220	Regular Antique Brass	Screw	1/8 IPS	With	No	100
80-2327	Dark Antique Brass	Screw	1/8 IPS	With	No	100
80-2479	Black	Screw	1/8 IPS	With	No	100



80-1064
150W-120V

150W Full Range Turn Knob Dimmer Socket w/Uno-Thread & Removable Knob

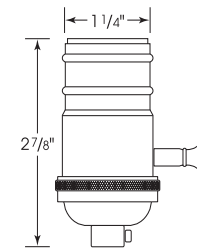
Cat No.	Finish	Terminal	Cap	Set Screw	Uno-Thread	Master
80-1066	Polished Brass	Screw	1/8 IPS	With	Yes	100
80-1067	Polished Nickel	Screw	1/8 IPS	With	Yes	100
80-2480	Black	Screw	1/8 IPS	With	Yes	100
80-2422	Dark Antique Brass	Screw	1/8 IPS	With	Yes	100



80-1067
150W-120V
Shown with
Uno-Thread

200W Full Range Turn Knob Dimmer Socket w/Removable Knob

Cat No.	Finish	Terminal	Cap	Set Screw	Uno-Thread	Master
80-1703	Polished Brass	Screw	1/8 IPS	With	No	100
80-1704	Polished Nickel	Screw	1/8 IPS	With	No	100



80-1703
200W-120V

Available Dimmer knobs



80-1984
Polished Nickel



80-1985
Polished Brass



80-2221
Regular Antique Brass

Medium Base Lampholders Interior Mechanisms & Accessories



Interior Mechanisms w/Screw Terminals



90-1138
Push Thru
660W-250V



90-1140
3 Way Turn Knob
250W-250V



90-1141
On-Off Turn Knob
250W-250V



90-1143
3 Terminal (2 Circuit)
Turn Knob
250W-250V



90-1139 Brass Chain
80-1705 Nickel Chain
Pull Chain
660W-250V




90-1142
Short Keyless
660W-250V



80-1475
3 Way Keyless
660W-250V



80-1476
Hi-Low Turn Knob
250W-250V



80-1477
150W Full Range Dimmer
w/Ivory Knob & Paper Liner
150W-120V

Socket Key



90-020
Brass Finish
4/36

Unfinished Socket Key Extenders Mandrel Thread - 4/36



90-1657 1/2"
90-1658 5/8"

90-181 3/4"
90-182 1"
90-183 1 1/4"

Phenolic Socket Knob



90-021
Brown
4/36

Solid Brass Knobs 4/36 Mandrel



80-1353 Polished Brass
80-2403 Dark Antique
80-1352 Polished Nickel
80-2404 Regular Antique

Medium Base Lampholders

Metal Shells, Caps, Paper Liners—Aluminum / Solid Brass

Aluminum Shells & Caps w/Paper Liners



90-1144 Brite Gilt
80-1439 Nickel
Push Thru



90-1145 Brite Gilt
80-1440 Nickel
Pull Chain / Turn Knob



90-1146 Brite Gilt
80-1441 Nickel
Short Keyless



80-1701 Brite Gilt
80-1702 Nickel
1/8 IP Sideout w/Set Screw



80-1419 Brite Gilt
80-1435 Nickel
1/8 IPS Sideout Hole
Less Set Screw



90-1147 Bright Gilt
80-1215 Nickel
1/8 IP Less Set Screw



80-1242 Brite Gilt
80-1217 Nickel
1/8 IP With Set Screw



80-1210 Brite Gilt
80-1437 Nickel
1/4 IP Less Set Screw



80-1436 Brite Gilt
80-1211 Nickel
1/4 IP With Set Screw

3 Piece Solid Brass Shells & Caps w/Paper Liners



80-1467 Polished Brass
80-1468 Polished Nickel
Push Thru



80-1442 Polished Brass
80-1351 Polished Nickel
Pull Chain / Turn Knob



80-2300 Polished Brass
80-2301 Polished Nickel
Pull Chain / Turn Knob
w/Uno-Thread



80-1471 Polished Brass
80-1472 Polished Nickel
Short Keyless



80-1438 Polished Brass
80-1350 Polished Nickel
1/8 IPS Less Set Screw



80-1287 Polished Brass
80-1288 Polished Nickel
1/8 IP With Set Screw



80-1483 Polished Brass
80-1692 Polished Nickel
1/4 IP Less Set Screw



80-1289 Polished Brass
80-1290 Polished Nickel
80-2245 Regular Antique
1/4 IP With Set Screw

Paper Socket Liners



90-2641
Paper Liner for
Push Thru Socket
2" H x 1 3/16" Dia.



90-2619
Paper Liner for
Short Keyless Socket
1 1/2" H x 1 3/16" Dia.



90-1777
Paper Liner for Turn Knob
& Pull Chain Sockets
2" H x 1 3/16" Dia.



90-1709
Paper Liner for
Candelabra Socket
1 7/16" H x 3/4" Dia.

Socket Clusters

Medium & Candelabra Base, Plated Finish Steel "S" Clusters


Steel "S" Clusters - No Sockets or Wiring - For Medium or Candelabra



80-1161 Unfinished
No Wire, 7" Centers
1/8 IP Top and 1/4 IP Bottom



80-1162 Brite Gilt
No Wire, 7" Centers
1/8 IP Top and 1/4 IP Bottom



80-1636 Nickel
No Wire, 7" Centers
1/8 IP Top and 1/4 IP Bottom

Candelabra Steel "S" Clusters - w/Sockets



80-1709 Antique Brass
Inside Wiring Only,
6" Centers 1/8 IP Top and Bottom



80-1707 Brite Gilt
Inside Wiring Only,
6" Centers 1/8 IP Top and Bottom



80-1706 Nickel
Inside Wiring Only,
6" Centers 1/8 IP Top and Bottom

Socket Clusters Medium & Candelabra Base

Medium Base Solid Brass Cluster Body



- 80-1523** Polished Brass
- 80-1524** Polished Nickel
- 80-1532** Antique Brass
- 1/8 IP Nipple & Locknut Top
- 1/4 IP Bottom
- 250W-250V

Solid Brass Cluster Body Polished & Lacquered Candelabra Base w/Sockets



- 80-1797** 3 Light Candelabra Cluster
- 1/8 x 1/8 w/ 8 ft. SPT-2 Gold Wire
- 4 1/2" H x 5" Dia.

Antique Brass Plated Finish Medium Base Steel "S" Cluster Pull Chain



- 80-1525** 1/8 IP Top, 1/8 IP Bottom
- 80-1598** 1/8 IP Top, 1/4 IP Bottom
- Twin Antique Brass
- Pull Chain & End Ball
- 14" 18/2 SPT-2 105° Clear Gold Wire
- & 18 AWM 105° Internal Wire,
- 7" Centers, 660W-250V

Medium Base Socket Clusters Steel "S" Clusters



Keyless Cluster



80-1189 Brite Gilt
Twin Keyless with
14" 18/2 SPT-2 105°C
Clear Gold Wire
Internal Wire - 18 AWM 105°C
7" Centers 1/8 IP Top and
1/8 IP Bottom 660W-250V



80-1271 Satin Nickel
Twin Keyless with
14" 18/2 SPT-2 105°C
Clear Silver Wire
Internal Wire - 18 AWM 105°C
7" Centers 1/8 IP Top and
1/8 IP Bottom 660W-250V



80-1272 Nickel
Twin Keyless with
14" 18/2 SPT-2 105°C
Clear Silver Wire
Internal Wire - 18 AWM 105°C
7" Centers 1/8 IP Top and
1/8 IP Bottom 660W-250V

Pull Chain Cluster



80-1270 Nickel
Twin Pull Chain
Nickel Chain and End Ball with
1/4" 18/2 SPT-2 105°C
Clear Silver Wire
Internal Wire - 18 AWM 105°C
7" Centers 1/8 IP Top and
1/8 IP Bottom 660W-250V



80-1268 Brite Gilt
Twin Pull Chain
Brite Gilt Chain and End Ball with
1/4" 18/2 SPT-2 105°C
Clear Gold Wire
Internal Wire - 18 AWM 105°C
7" Centers 1/8 IP Top and
1/8 IP Bottom 660W-250V



80-1269 Satin Nickel
Twin Pull Chain
Satin Nickel Chain and End Ball with
1/4" 18/2 SPT-2 105°C
Clear Silver Wire
7" Centers 1/8 IP Top and
1/8 IP Bottom 660W-250V

Medium Base Socket Clusters

Steel "S" Clusters

Medium Base 2 Light Pull Chain Cluster w/Solid Brass Socket



80-1763 Polished Brass
84" SPT-1 Clear Gold Wire
Steel Housing & Pipe - 1/8 IP Bottom

80-1764 Antique Brass
84" SPT-1 Brown Wire
Steel Housing & Pipe - 1/8 IP Bottom
8 3/4" Height
660W-250V

Medium Base Twin Keyless Unfinished Solid Brass Cluster



80-2507 Unfinished Solid Brass
9 1/4" Overall Height
Brass Components - Centers 7 1/2"
1/8 IP Pipe
Threaded on Both Ends w/2 Knurl Nuts

Medium Base Lampholders

4 Piece Stamped Solid Brass—Pre-Wired Sockets—w/ 1/8 IP Cap w/SS



10 Ft 18/2 SVT - Black Rayon - W/1 Uno-Ring (Including 2 Bushings)



80-2281



80-2297

Keyless Lampholder - 660W-250V

Cat No.	Finish	Length	Type	Master
80-2281	Dark Antique Brass	10 ft.	18/2 Rayon Blk	50
80-2282	Reg. Antique Brass	10 ft.	18/2 Rayon Blk	50
80-2283	Polished Nickel	10 ft.	18/2 Rayon Blk	50

On/Off Lampholder - 250W-250V

Cat No.	Finish	Length	Type	Master
80-2284	Dark Antique Brass	10 ft.	18/2 Rayon Blk	50
80-2297	Reg. Antique Brass	10 ft.	18/2 Rayon Blk	50
80-2298	Polished Nickel	10 ft.	18/2 Rayon Blk	50

6 Ft 18/2 SVT - Black SVT - W/1 Uno-Ring (Including 2 Bushings)



80-2271



80-2272

Keyless Lampholder - 660W-250V

Cat No.	Finish	Length	Type	Master
80-2269	Dark Antique Brass	6 ft.	18/2 SVT Blk	50
80-2270	Reg. Antique Brass	6 ft.	18/2 SVT Blk	50
80-2271	Polished Nickel	6 ft.	18/2 SVT Blk	50

On/Off Lampholder - 250W-250V

Cat No.	Finish	Length	Type	Master
80-2272	Dark Antique Brass	6 ft.	18/2 SVT Blk	50
80-2273	Reg. Antique Brass	6 ft.	18/2 SVT Blk	50
80-2274	Polished Nickel	6 ft.	18/2 SVT Blk	50

Shown with available vintage lamp and canopy



Black rayon wire



Black SVT wire



80-2338

Black bushing with set screw for wire adjustment



Medium Base Lampholders

4 Piece Stamped Solid Brass—Pre-Wired Sockets—w/ 1/8 IP Cap w/SS

10 Ft 18/2 SVT - Orange Rayon - W/2 Uno-Rings (Including 2 Bushings)



80-2343



80-2346

Keyless Lampholder - 660W-250V

Cat No.	Finish	Length	Type	Master
80-2343	Dark Antique Brass	10 ft.	18/2 Orange Rayon	50
80-2344	Polished Nickel	10 ft.	18/2 Orange Rayon	50

On/Off Lampholder - 250W-250V

Cat No.	Finish	Length	Type	Master
80-2345	Dark Antique Brass	10 ft.	18/2 Orange Rayon	50
80-2346	Polished Nickel	10 ft.	18/2 Orange Rayon	50

10 Ft 18/2 SVT - Red Rayon - W/2 Uno-Rings (Including 2 Bushings)



80-2378



80-2381

Keyless Lampholder - 660W-250V

Cat No.	Finish	Length	Type	Master
80-2378	Dark Antique Brass	10 ft.	18/2 Red Rayon	50
80-2379	Polished Nickel	10 ft.	18/2 Red Rayon	50

On/Off Lampholder - 250W-250V

Cat No.	Finish	Length	Type	Master
80-2380	Dark Antique Brass	10 ft.	18/2 Red Rayon	50
80-2381	Polished Nickel	10 ft.	18/2 Red Rayon	50



S2431



S2414



S2416

Medium Base Lampholders

4 Piece Stamp Solid Brass—Prewired Socket—250W-250V
w/ 1/8 IP Cap w/SS



**18/2 SVT—Rayon Wire—On-Off Turn Knob Lampholder With 10 Ft. Wire,
W/2 Uno-Rings & 2 Bushings**
(Master Pack 50 Pieces)



80-2427
Polished Brass
Gold Wire



80-2428
Polished Brass
Lemon Wire



80-2435
Regular Antique Brass
Lemon Wire



80-2436
Regular Antique Brass
Gold Wire



80-2430
Polished Nickel
Gold Wire



80-2439
Polished Nickel
Silver Wire



80-2431
Polished Nickel
Light Green Wire



80-2429
Polished Nickel
Light Blue Wire



80-2433
Dark Antique Brass
Light Green Wire



80-2434
Dark Antique Brass
Light Blue Wire



80-2432
Dark Antique Brass
Gold Wire



Medium Base Lampholders

4 Piece Stamp Solid Brass—Prewired Socket—660W-250V
w/ 1/8 IP Cap w/SS

18/2 SVT—Rayon Wire—Keyless Lampholder With 10 Ft. Wire,
W/2 Uno-Rings & 2 Bushings

(Master Pack 50 Pieces)



80-2453
Polished Nickel
Silver Wire



80-2454
Polished Nickel
Dark Blue Wire



80-2455
Polished Nickel
Dark Green Wire



80-2456
Dark Antique Brass
Light Green Wire



80-2457
Dark Antique Brass
Dark Blue Wire



80-2458
Dark Antique Brass
Dark Green Wire



80-2459
Polished Brass
Gold Wire



80-2460
Polished Brass
Light Green Wire



80-2461
Polished Brass
Lemon Wire

Medium Base Lampholders

4 Piece Stamp Solid Brass Socket w/3 Terminals

w/New Ground Screw for 3 Wires—18/3 SVT—w/ 1/8 IP Cap w/SS



Standard Size Keyless - 660W-250V w/Uno Thread & 2 Rings



80-2565
Polished Brass



80-2566
Polished Nickel



80-2567
Regular Antique Brass



80-2568
Dark Antique Brass

On/Off Turn Knob - 250W-250V w/Uno Threads & Ring



80-2569
Polished Brass




80-2570
Polished Nickel



80-2571
Regular Antique Brass



80-2572
Dark Antique Brass





Medium Base Lampholders

4 Piece Stamp Solid Brass Socket w/3 Terminals
w/New Ground Screw for 3 Wires— 18/3 SVT—Prewired—w/ 1/8 IP Cap w/SS

Standard Size Keyless - 660W-250V w/10 Ft. 18/3 SVT-Black Rayon
with 2 Uno Rings - Includes 2 Bushings



80-2573
Polished Brass



80-2574
Polished Nickel



80-2575
Regular Antique Brass



80-2576
Dark Antique Brass

On/Off Turn Knob - 250W-250V w/10 Ft. 18/3 SVT-Black Rayon
with 2 Uno Rings - Includes 2 Bushings



80-2577
Polished Brass



80-2578
Polished Nickel



80-2579
Regular Antique Brass



80-2580
Dark Antique Brass

LED Filament Lamps



S9252



S9254



S9269

Medium Base Sockets Phenolic, Smooth



80-1110
Push Thru
1/8 IP Cap w/Metal Bushing
Less Set Screw
2 7/8" H x 1 1/4" Dia.
660W-250V



80-1108 Brass On-Off Pull Chain
80-1637 Nickel On-Off Pull Chain
1/8 IP Cap w/Metal Bushing
Less Set Screw
2 7/8" H x 1 1/4" Dia.
660W-250V



80-1638 Brass 3 Way Pull Chain
80-1639 Nickel 3 Way Pull Chain
1/8 IP Cap w/Metal Bushing
Less Set Screw
2 7/8" H x 1 1/4" Dia.
250W-250V



80-1112
On-Off Turn Knob
1/8 IP Cap w/Metal Bushing
Less Set Screw
2 7/8" H x 1 1/4" Dia.
250W-250V



80-1266
3 Terminal (2 Circuit) Turn Knob
1/8 IP Cap w/Metal Bushing
Less Set Screw
2 7/8" H x 1 1/4" Dia.
250W-250V



80-1109 1/8 IP Cap
80-1927 1/4 IP Cap
3 Way Turn Knob w/Metal Bushing
Less Set Screw
2 7/8" H x 1 1/4" Dia.
250W-250V



80-1111 Short Keyless-With Set Screw
90-458 Short Keyless-With Set Screw
1/8 IP Cap w/Plastic Bushing
2 1/4" H x 1 1/4" Dia.
660W-250V



80-2279 Full Size Keyless
1/8 IP Cap w/Metal Bushing
Less Set Screw
2 3/4" H x 1 1/4" Dia.
660W-250V



Medium Base Sockets Phenolic, Full Uno-Thread & Ring



80-1265
3 Way Turn Knob
1/8 IP Cap w/Metal Bushing
Less Set Screw
2 7/8" H x 1 5/16" Dia.
250W-250V



80-1070
On-Off Turn Knob
1/8 IP Cap w/Metal Bushing
Less Set Screw
2 7/8" H x 1 5/16" Dia.
250W-250V



80-1069
3 Terminal (2 Circuit) Turn Knob
1/8 IP Cap w/Metal Bushing
Less Set Screw
2 7/8" H x 1 5/16" Dia.
250W-250V



80-1072
Short Keyless
1/8 IP Cap w/Plastic Bushing
Less Set Screw
2 1/4" H x 1 5/16" Dia.
660W-250V



80-1071
Push Thru
1/8 IP Cap w/Metal Bushing
Less Set Screw
2 7/8" H x 1 5/16" Dia.
660W-250V



80-1068 Brass
80-1640 Nickel
On-Off Pull Chain
1/8 IP Cap w/Metal Bushing
Less Set Screw
2 7/8" H x 1 5/16" Dia.
660W-250V



80-1759
3 Terminal (2 Circuit) Keyless
1/8 IP Cap w/Set Screw
& Plastic Bushing
2 3/4" H x 1 5/16" Dia.
660W-250V



80-2448
Short Keyless w/Set Screw
1/4 IP Cap & Plastic Bushing
2 1/4" H x 1 5/16" Dia.
660W-250V



80-2280
Full Size Keyless
1/8 IP Cap w/Metal Bushing
Less Set Screw
2 3/4" H x 1 5/16" Dia.
660W-250V



80-2530 White
Short Keyless
1/8 IP Cap w/Plastic Bushing With Set Screw
2 1/4" H x 1 5/16" Dia.
660W-250V



80-1389
Uno Ring
1 5/16" ID - 2 1/8" OD

SOCKETS & LAMPHOLDERS

Medium Base Sockets

Phenolic, 1/2 Uno Thread – Caps & Shells Only



80-1106
Push-Thru
1/8 IP Cap w/Metal Bushing
Less Set Screw
2 7/8" H x 1 1/4" Dia.
660W-250V



80-1105
Brass On-Off Pull Chain
1/8 IP Cap w/Metal Bushing
Less Set Screw
2 7/8" H x 1 1/4" Dia.
660W-250V



80-1107
3 Terminal (2 Circuit) Turn Knob
1/8 IP Cap w/Metal Bushing
Less Set Screw
2 7/8" H x 1 1/4" Dia.
250W-250V



80-1104
3 Way Turn Knob
1/8 IP Cap w/Metal Bushing
Less Set Screw
2 7/8" H x 1 1/4" Dia.
250W-250V



80-1641
1/8 IP CAP ONLY
w/Metal Bushing
Less Set Screw
For Turn Knob &
Pull Chain Sockets



80-2201
1/8 IP CAP ONLY
w/Set Screw
For Push Thru
w/Plastic Bushing



80-2202
1/8 IP CAP ONLY
Less Set Screw
For Short Keyless
w/Plastic Bushing



80-2135
1/8 IP CAP ONLY
w/Set Screw
For Turn Knob & Pull Chain
w/Plastic Bushing



80-1267
1/4 IP CAP ONLY
w/Metal Bushing
Less Set Screw For Turn Knob &
Pull Chain Sockets



80-2150
1/4 IP CAP ONLY
w/Metal Bushing
w/set screw
For Push Thru



80-2540
1/4 IP CAP ONLY
w/Set Screw
For Short Keyless



80-2199
SHELL ONLY
For 1/2 Uno-Thread



80-2200
SHELL ONLY
For Full Uno-Thread



GU24 Base Sockets Phenolic, Push-In Terminals

SOCKETS & LAMP HOLDERS

Smooth Phenolic (3 Piece)



80-2061
Keyless
1/8 IP Cap w/Set Screw
2" H x 1 1/2" Dia.
660W-250V



80-2062
On-Off Turn Knob
1/8 IP Cap w/Set Screw
2 1/4" H x 1 1/2" Dia.
660W-250V



80-2070
Push-Thru
1/8 IP Cap w/Set Screw
2 1/4" H x 1 1/2" Dia.
660W-250V

With Uno-Thread & Ring (4 Piece)



80-2067
Keyless
1/8 IP Cap w/Set Screw
2 1/4" H x 1 1/2" Dia.
660W-250V



80-2068
On-Off Turn Knob
1/8 IP Cap w/Set Screw
2 3/4" H x 1 1/2" Dia.
660W-250V



80-2071
Push Thru
1/8 IP Cap w/Set Screw
2 1/2" H x 1 1/2" Dia.
660W-250V

Must Use Twisted & Tinned Wire



S9216
9.8A19
LED GU24 Base
Dimmable, 300°,
2700K, 800 Lumens
9.8W-120V



**GU24
Connection**



**Push-In
Quick Terminals**



S8203
13 T2 Spiral
2700K
13W-120V

SOCKETS & LAMPHOLDERS

GU24 Base Sockets

Phenolic, Pre-Wired 60" Leads



Smooth Phenolic (3 Piece)



80-2064
Keyless
1/8 IP Cap
60" 18/2 SPT-1
105° Clear Silver Wire
Strip 3/4" Slit 1 1/2"
2" H x 1 1/2" Dia.
660W-250V



80-2065
On-Off Turn Knob
1/8 IP Cap
60" 18/2 SPT-1
105° Clear Silver Wire
Strip 3/4" Slit 1 1/2"
2 1/4" H x 1 1/2" Dia.
660W-250V



80-2072
Push Thru
1/8 IP Cap
60" 18/2 SPT-1
105° Clear Silver Wire
Strip 3/4" Slit 1 1/2"
2 1/4" H x 1 1/2" Dia.
660W-250V

**GU24
BASE**

LED - GU24 Base



S9111
10A19
2700K - Dimmable
800 Lumens
10W-120V



S9216
9.8A19
Omni - Dimmable
2700K, 800 Lumens
9.8W-120V

Compact Fluorescents - GU24 Base



S8227
Squat Spiral
13W GU24 Non-dimming
2700K, 850 Lumens
13W-120V

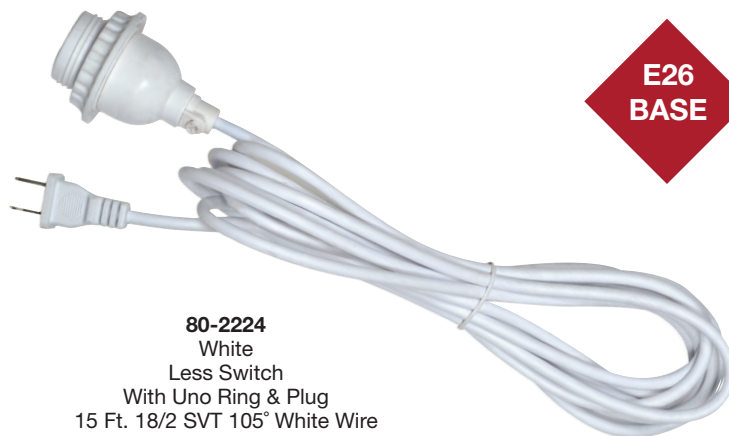


S8205
18W GU24 Non-dimming
2700K, 1200 Lumens
18W-120V

Threaded Phenolic Medium Base Sockets - Prewired (660W-250V)



80-2223
White
With Switch 20" from Socket
With Uno Ring & Plug
15 Ft. 18/2 SVT 105° White Wire



80-2224
White
Less Switch
With Uno Ring & Plug
15 Ft. 18/2 SVT 105° White Wire

**E26
BASE**



Medium Base Sockets Screw Terminals, Paper Liner

Turn Knob Sockets With Paper Liner



90-1153
2"
3 Way Turn Knob
Screw Terminals
1/8 IP Inside Extrusion
w/Paper Liner
250W-250V



80-2034
2 1/2"
3 Terminal (2 Circuit)
Turn Knob
1/8 IP Inside Extrusion
w/Paper Liner
250W-250V



90-1152
2"
On-Off Turn Knob
Screw Terminals
1/8 IP Inside Extrusion
w/Paper Liner
250W-250V



90-424
4" to 5 1/2" Adjustable
On-Off Turn Knob
Screw Terminals
w/Paper Liner
1/8 IP Inside Extrusion
250W-250V

Keyless Sockets With Paper Liner



90-405
2" Keyless
Screw Terminals
1/8 IP w/Paper Liner
660W-250V



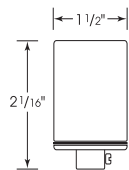
80-1337
3" Keyless
Screw Terminals
1/8 IP w/Paper Liner
660W-250V



90-404
4" to 5-1/2" Keyless
1/8 IP Screw Terminals
w/Paper Liner
660W-250V

SOCKETS & LAMP HOLDERS

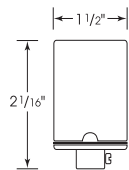
Medium Base Lampholders Porcelain—Screw Terminals



80-1214
Glazed
660W-250V

Keyless Porcelain Socket w/Metal Cap 1/8 IP

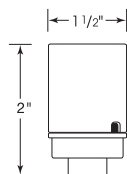
Cat No.	Terminal	Cap	Screw Shell	Master
80-1214	Screw	Metal - 1/8 IPS	CSSNP	200 Bulk
90-409	Screw	Metal - 1/8 IPS	CSSNP	200/10



80-2047
Glazed
660W-250V

Keyless Porcelain Socket w/2 Wireways & Metal Cap 1/8 IP Cap

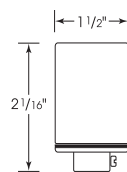
Cat No.	Terminal	Cap	Screw Shell	Master
80-2047	Screw	Metal - 1/8 IPS	CSSNP	200/10



80-1150
Unglazed
660W-250V

Keyless Porcelain Socket w/Phenolic 1/8 IP Cap, w/One Screw

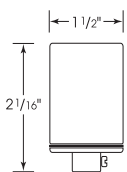
Cat No.	Terminal	Cap	Screw Shell	Master
80-1150	Screw	Phenolic - 1/8 IPS	CSSNP	200



80-1078
Glazed
660W-250V

Keyless Porcelain Socket w/Metal 1/4 IP Cap

Cat No.	Terminal	Cap	Screw Shell	Master
80-1078	Screw	Metal - 1/4 IPS	CSSNP	200 Bulk
90-1706	Screw	Metal - 1/4 IPS	CSSNP	200/10



90-1707
Glazed
660W-250V

Keyless 3 Terminal Grounded Porcelain Socket w/Metal Cap

Cat No.	Terminal	Cap	Screw Shell	Master
90-1707	3 - Screw	Metal - 1/8 IPS	CSSNP	200/10
80-1318	3 - Screw	Metal - 1/4 IPS	CSSNP	200/10
80-2359	3-Screw	Less Cap	CSSNP	200

Metal Caps w/Set Screw



80-1677
1/8 IP



80-1678
1/4 IP



80-1306
Paper Insulator Only



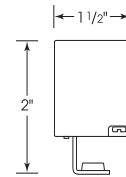
Medium Base Lampholders

Porcelain—Screw Terminals

SOCKETS & LAMP HOLDERS

Porcelain Socket w/Hickey

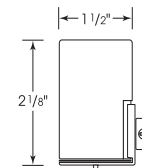
Cat No.	Terminal	Hickey	Screw Shell	Master
90-419	Screw	1/8 IPS	Aluminum	200/10
80-2089	Screw	1/4 IPS	Aluminum	200/10
80-2120	Screw	1/8 IPS	CSSNP (Glazed)	200/10



90-419
Unglazed
660W-250V

Porcelain Socket w/Side Outlet & Bushing

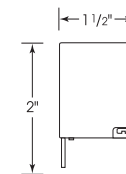
Cat No.	Terminal	Bushing	Screw Shell	Master
80-1083	Screw	1/8 IPS	CSSNP	200 Bulk
90-1108	Screw	1/8 IPS	CSSNP	100/10



80-1083
Glazed
660W-250V

Porcelain Socket w/"L" Bracket

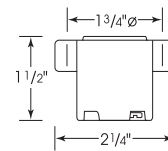
Cat No.	Terminal	Bracket	Screw Shell	Master
80-1925	Screw	L Bracket w/ 8/32 Hole	CSSNP	200/10



80-1925
Unglazed
660W-250V

Keyless Porcelain One Piece Sign Socket

Cat No.	Terminal	Flange/Bushing	Screw Shell	Master
80-1097	Screw	Top 2 #8-32	CSSNP	100 Bulk
80-1149	Screw	Center / 2 #8-32	CSSNP	200/10

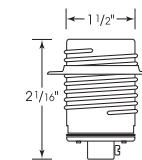


80-1149

80-1097
Glazed
660W-250V

Keyless Threaded Porcelain Socket w/Cap & Ring

Cat No.	Terminal	Cap	Screw Shell	Master
80-1073	Screw	1/8 IPS	CSSNP	200 Bulk
80-1075	Screw	1/4 IPS	CSSNP	200/10
90-1074	Screw	1/8 IPS	CSSNP	100/10



90-1074
Glazed
660W-250V

Rings



80-1076

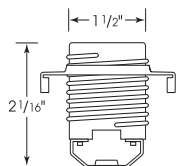
Metal Ring for Threaded Socket, Dia. 2 1/4"
Inner Dia. 1 1/2", Outer Dia. 2 1/4"



80-1074

White Die Cast Ring for Threaded Socket
Inner Dia. 1 1/2", Outer Dia. 2"

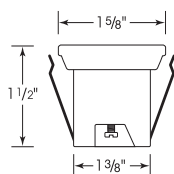
Medium Base Lampholders Porcelain—Screw Terminals



Keyless Threaded Porcelain Socket w/Hickey & Ring

Cat No.	Terminal	Hickey	Screw Shell	Master
80-1679	Screw	1/8 IPS	CSSNP	100/10

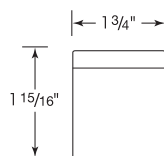
80-1679
Glazed
660W-250V



Keyless Porcelain w/Flange & Double Clip

Cat No.	Terminal	Clip	Screw Shell	Master
80-2032	Screw	Double	CSSNP	100/10

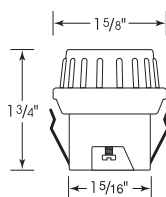
80-2032
Unglazed
660W-250V



2 Piece Keyless Porcelain Socket w/Fiber & 1/8 IP Slip Hole

Cat No.	Terminal	Clip	Screw Shell	Master
80-2243	Screw	2 Piece Shell	CSSNP	200/1

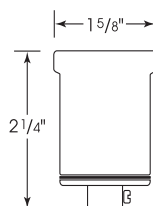
80-2243
Unglazed
660W-250V



Keyless Porcelain Socket w/Double Snap-In Clip

Cat No.	Terminal	Clip	Screw Shell	Master
80-1680	Screw	Double	CSSNP	100/10

80-1680
Glazed
660W-250V



Keyless Porcelain Beaded Body Socket w/Flange & 1/8 IP Cap

Cat No.	Terminal	Cap	Screw Shell	Master
80-1682	Screw	1/8 IPS	CSSNP	200/10

80-1682
Glazed
660W-250V

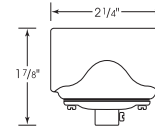


Medium Base Lampholders

Porcelain—Screw Terminals

Twin Porcelain Socket w/Flange Bushing Cap

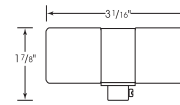
Cat No.	Terminal	Cap	Screw Shell	Master
90-1109	Screw	1/8 IPS	CSSNP	100/10
80-1225	Screw	1/8 IPS	CSSNP	100 Bulk



90-1109
Glazed
660W-250V

Twin Porcelain Socket w/Single Bushing Strap

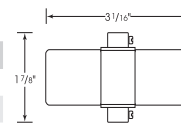
Cat No.	Terminal	Bushing	Screw Shell	Master
90-1110	Screw	1/8 IPS	CSSNP	100/10
80-1226	Screw	1/8 IPS	CSSNP	100 Bulk



90-1110
Glazed
660W-250V

Twin Porcelain Socket w/Double Bushing Strap

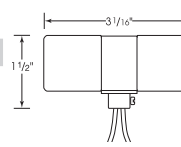
Cat No.	Terminal	Bushing	Screw Shell	Master
90-1708	Screw	1/8 IPS	CSSNP	100/10
80-1080	Screw	1/8 IPS	CSSNP	100 Bulk



90-1708
Glazed
660W-250V

Twin Porcelain Socket w/Double Bushing Strap & Leads

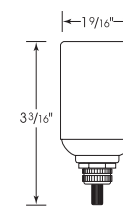
Cat No.	Leads	Bushing	Screw Shell	Master
80-2551	24" AWM 125°	1/8 IPS	CSSNP	100 Bulk



80-2551
Glazed
660W-250V

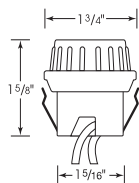
Porcelain Bottom Turn Knob Socket

Cat No.	Terminal	Switch	Screw Shell	Master
80-1157	Screw	Turn Knob	CSSNP	100/10



80-1157
Unglazed
660W-250V

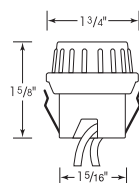
Medium Base Lampholders Porcelain—Pre-Wired



90-1107
Unglazed
660W-250V

Keyless Porcelain Socket w/Double Snap-In Clip

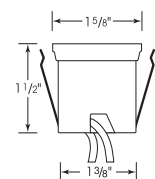
Cat No.	Leads	Clip	Screw Shell	Master
90-1107	8" AWM B/W 105°	Double	CSSNP	100/10



80-1691
Unglazed
660W-250V

Keyless Porcelain Socket w/Double Snap-In Clip High Temperature Leads

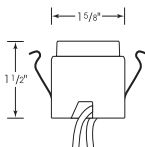
Cat No.	Leads	Clip	Screw Shell	Master
80-1691	9 1/2" SF-1 B/W 200°	Double	CSSNP	200/10
80-2370	60" SF-2 B/W 200°	Double	CSSNP	50/1



80-1531
Unglazed
660W-250V

Keyless Porcelain Socket w/Flange & Double Snap-In Clip

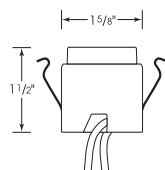
Cat No.	Leads	Clip	Screw Shell	Master
80-1531	8" AWM B/W 105°	Double	CSSNP	100/10



80-1212
Unglazed
660W-250V

Keyless Porcelain Socket w/Adapter & Double Snap-In Clip

Cat No.	Leads	Clip	Screw Shell	Master
80-1212	10" AWM B/W 150°	Double	CSSNP	100 Bulk



80-1263
Unglazed
660W-250V

Keyless Porcelain Socket w/Rim & Double Snap-In Clip

Cat No.	Leads	Clip	Screw Shell	Master
80-1263	28" AWM B/W 150°	Double	CSSNP	200 Bulk



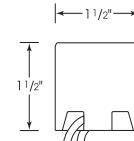
Medium Base Lampholders

Porcelain – Pre-Wired

SOCKETS & LAMP HOLDERS

Keyless Porcelain Socket - Unglazed w/Wireway

Cat No.	Leads	Mount	Screw Shell	Master
80-1155	8 1/2" AWM B/W 105°	(1) Bushing	Bronze	200 Bulk



80-1155
Unglazed
660W-250V

Keyless Porcelain Socket - Glazed w/Paper Liner

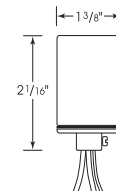
Cat No.	Leads	Mount	Screw Shell	Master
90-2621	9" AWM B/W 105°	2-6/32 Screws	CSSNP	200/10



90-2621

Keyless Porcelain Socket 1/4 IP Cap w/Set Screw

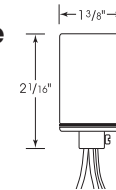
Cat No.	Leads	Cap	Screw Shell	Master
80-1113	20" AWM B/W 150° w/grd.	1/4 IPS	CSSNP	200 Bulk



80-1113
Glazed
660W-250V

Keyless Porcelain Socket 1/8 IP Cap w/Set Screw & 61" Groundwire

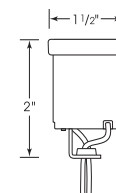
Cat No.	Leads	Cap	Screw Shell	Master
80-1202	61" AWM B/W 150°	1/8 IP	CSSNP	100 Bulk
80-2371	61" AWM B/W 150°	1/4 IP	CSSNP	100 Bulk



80-1202
Unglazed
660W-250V

Keyless Porcelain Socket w/Black Rim & Hickey

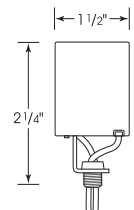
Cat No.	Leads	Hickey	Screw Shell	Master
80-1685	9" AWM B/W 105°	1/8 IPS	CSSNP	200/10



80-1685
Unglazed
660W-250V

Keyless Porcelain Socket w/Hickey & Nipple

Cat No.	Leads	Hickey	Screw Shell	Master
80-1708	24" AWM B/W 125°	1/2" Hickey & 1/8 IPS Nipple 3/8" Long	Aluminum	200 Bulk



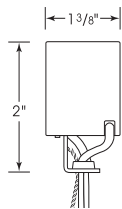
80-1708
Unglazed
660W-250V



Medium Base Lampholders Porcelain—Pre-Wired



80-1317
Glazed
660W-250V

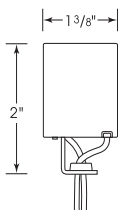


Keyless Porcelain Socket w/Hickey

Cat No.	Leads	Hickey	Screw Shell	Master
80-1317	72" SPT-1 105° Gold w/grd.	1/8 IPS - 3/8"	CSSNP	100/10
80-2197	48" SPT-1 105° Silver w/grd.	1/8 IPS - 3/8"	CSSNP	100 Bulk



80-1223
Unglazed
660W-250V

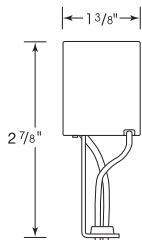


Keyless Porcelain Socket w/Hickey

Cat No.	Leads	Hickey	Screw Shell	Master
80-1223	18" AWM B/W 150°	1/8 IPS - 1/2"	CSSNP	200/10



80-1224
Unglazed
660W-250V

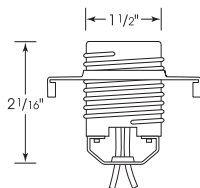


Keyless Porcelain Socket w/Hickey

Cat No.	Leads	Hickey	Screw Shell	Master
80-1224	18" AWM B/W 150°	1/8 IPS - 1-1/2"	Aluminum	200/10



80-1768
Glazed
660W-250V

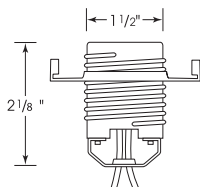


Keyless Threaded Porcelain Socket w/Hickey & Ring

Cat No.	Leads	Hickey	Screw Shell	Master
80-1768	26" AWM B/W 125°	1/8 IPS - 1/2"	CSSNP	100/10



80-2369
Unglazed
660W-250V



Keyless Threaded Porcelain Socket w/ 1/4 IP Cap & Ring / Strain Relief

Cat No.	Leads	Hickey	Screw Shell	Master
80-2369	12 ft. 18/3 SVT White 105°	1/4 IPS - 1/2"	CSSNP	50/1



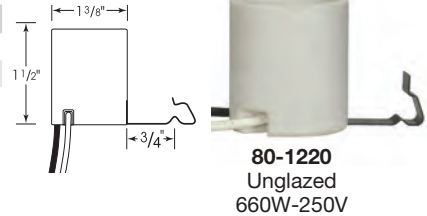
Medium Base Lampholders

Porcelain – Pre-Wired

SOCKETS & LAMP HOLDERS

Keyless Porcelain Socket w/Snap-In Clip

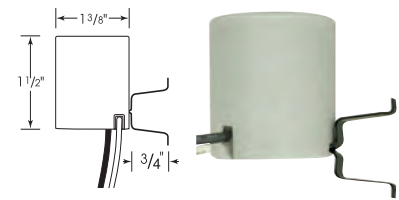
Cat No.	Leads	Clip	Screw Shell	Master
80-1220	12" AWM B/W 150°	Extends 3/4" from Socket	CSSNP	200/10
80-2128	12" AWM B/W 150° w/Grd. Wire	Extends 3/4" from Socket	CSSNP (Glazed)	200/10



80-1220
Unglazed
660W-250V

Keyless Porcelain Socket w/Snap-In Double Spring Clip

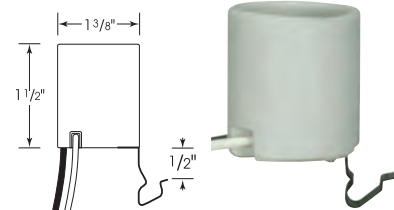
Cat No.	Leads	Clip	Screw Shell	Master
80-1956	12" AWM B/W 150°	Extends 3/4" from Socket	CSSNP	100/10



80-1956
Unglazed
660W-250V

Keyless Porcelain Socket w/Snap-In Clip

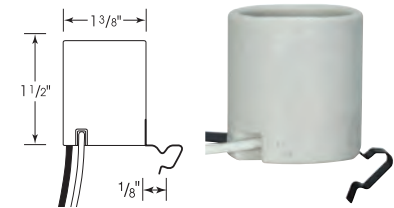
Cat No.	Leads	Clip	Screw Shell	Master
80-1221	12" AWM B/W 150°	Extends 1/2" from Socket	Aluminum	200 Bulk



80-1221
Unglazed
660W-250V

Keyless Porcelain Socket w/Snap-In Clip

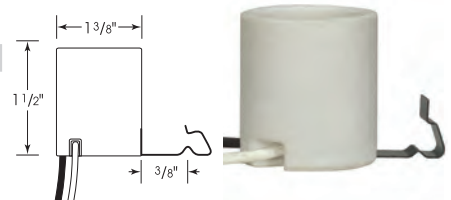
Cat No.	Leads	Clip	Screw Shell	Master
80-1222	12" AWM B/W 150°	Extends 1/8" from Socket	Aluminum	200 Bulk
80-2652	12" AWM B/W 150°	Extends 1/8" from Socket	Aluminum	200 Bulk



80-1222
Unglazed
660W-250V

Keyless Porcelain Socket w/Snap-In Clip

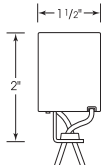
Cat No.	Leads	Clip	Screw Shell	Master
80-1328	9" AWM B/W 150°	Extends 3/8" from Socket	CSSNP	200/10



80-1328
Unglazed
660W-250V

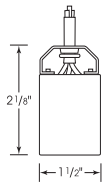
SOCKETS & LAMP HOLDERS

Medium Base Lampholders Porcelain—Pre-Wired



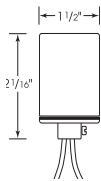
Keyless Porcelain Socket w/Hickey

Cat No.	Leads	Hickey	Screw Shell	Master
90-760	10" AWM B/W 105°	1/8 IPS - PTH	Aluminum	200/10
90-466	16" AWM B/W 105°	1/8 IPS - PTH	Aluminum	200/10
90-759	24" AWM B/W 105°	1/8 IPS - PTH	Aluminum	200/10
80-2182	20" AWM B/W 125°	1/8 IPS - PTH	Aluminum	200 Bulk
80-2041	36" AWM B/W 125°	1/8 IPS - PTH	CSSNP	100/1
80-2042	48" AWM B/W 125°	1/8 IPS - PTH	CSSNP	100/1



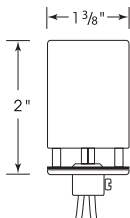
Keyless Porcelain Socket w/Hickey, Strain Relief & Fiber Sleeving w/Ground Wire

Cat No.	Leads	Hickey	Screw Shell	Master
90-1563	8 Ft. 18/3 SVT White 105°	1/8 IPS U Bracket	Aluminum	50/1
90-1564	8 Ft. 18/3 SVT Black 105°	1/8 IPS U Bracket	Aluminum	50/1



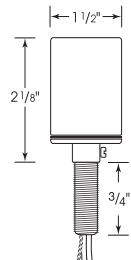
Keyless Porcelain Socket w/ 1/8 IP Cap

Cat No.	Leads	Cap	Screw Shell	Master
80-1313	9" AWM B/W 150°	1/8 IPS	CSSNP	100/10
80-1315	24" AWM B/W 150°	1/8 IPS	CSSNP	100/10
80-1278	30" AWM B/W 105°	1/8 IPS	CSSNP	100/10
80-1316	36" AWM B/W 150°	1/8 IPS	CSSNP	100/10



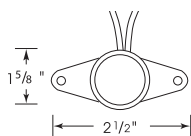
Keyless Porcelain Socket w/ 1/8 IP Cap

Cat No.	Leads	Cap	Screw Shell	Master
80-2384	6 ft. 18/3 SVT Silver 105°	1/8 IPS	CSSNP	50



Keyless Porcelain Socket w/ 1/8 IP Cap & Nipple

Cat No.	Leads	Cap	Screw Shell	Master
90-1150	48" 18/2 SPT-1 Gold 105° w/Grd. Wire	3/4" Nipple - 1/8 IPS	CSSNP	100 Bulk



Keyless Porcelain Recessed Socket w/Pre-Wired—2" Center & w/ Wireway

Cat No.	Leads	Mounting	Screw Shell	Master
80-2164	6" AWM B/W 150°	Two Mounting Holes	CSSNP	100/10
80-2239	4" SF-1 B/W 200°	Two Mounting Holes	CSSNP	100/1



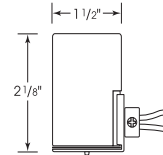
Medium Base Lampholders

Porcelain—Pre-Wired Sockets

SOCKETS & LAMP HOLDERS

Keyless Porcelain Socket w/Side Mount Bushing

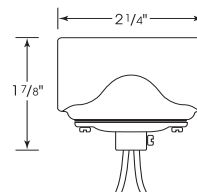
Cat No.	Leads	Cap	Screw Shell	Master
80-1330	9" AWM B/W 150°	1/8 IPS	CSSNP	100/10
80-1445	12" AWM B/W 105°	1/8 IPS	CSSNP	200/10
80-1329	36" - 18/2 SPT-2 105° Clear Gold	1/8 IPS	CSSNP	100/10



80-1330
Glazed
660W-250V

Twin Porcelain Socket w/Flange Bushing Cap


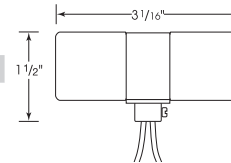
Cat No.	Leads	Cap	Screw Shell	Master
80-1314	9" AWM B/W 150°	1/8 IPS	CSSNP	100/10



80-1314
Glazed
660W-250V

Twin Porcelain Socket w/Top Bracket Pre-Wired

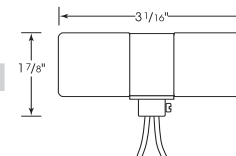
Cat No.	Leads	Cap	Screw Shell	Master
80-2492	9" AWM B/W 150°	1/8 IPS	CSSNP	100/10



80-2492
Glazed
660W-120V

Twin 2 Circuit-3 Wire Porcelain Socket w/Single 1/8 IP Bushing

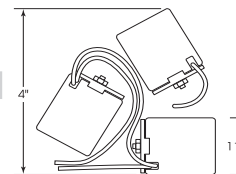
Cat No.	Leads	Cap	Screw Shell	Master
80-1081	24" AWM 150°	1/8 IPS	CSSNP	100/10



80-1081
Glazed
660W-250V

Three Light Porcelain Socket w/ 1/8 IP Slip Hole w/Metal Strap

Cat No.	Leads	Screw Shell	Master
80-1082	24" AWM 150°	Aluminum	100 Bulk

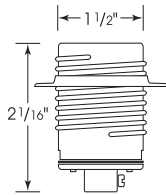


80-1082
Glazed
660W-250V

SOCKETS & LAMP HOLDERS

Medium Base Lampholders

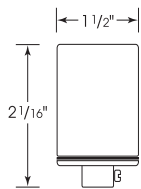
Porcelain—4KV Pulse Rated w/Screw Terminals



80-1647
Unglazed
660W-600V

Keyless Threaded Porcelain Socket w/ 1/8 IP Cap, Ring & Spring Contact for 4KV

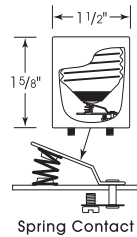
Cat No.	Terminal	Cap	Screw Shell	Master
80-1647	Screw	1/8 IPS	CSSNP	100/1



80-1870
Glazed
660W-600V

Keyless Smooth Porcelain Socket w/Spring Contact for 4KV & 1/8 IP Cap

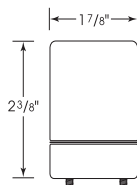
Cat No.	Terminal	Cap	Screw Shell	Master
80-1870	Screw	1/8 IPS	CSSNP	100/10



80-1681
Glazed
660W-250V

Keyless Porcelain Socket w/Spring Contact For 4KV & Reinforced Screw Shell w/Washers (w/2 6-32 Screws) 7/8" Center to Center

Cat No.	Terminal	Cap	Screw Shell	Master
80-1681	Screw	No	CSSNP	100/10



80-1793
Glazed
660W-600V

Keyless Two-Piece Heavy Duty Porcelain Socket w/Mounting Screws Assembled 1 1/4" On Center

Cat No.	Terminal	Cord Hole	Screw Shell	Master
80-1793	Screw	7/16" Slip Hole	CSSNP	100/10

Metal Rings for Threaded Socket



80-1076
Metal Ring for
Threaded Socket
1 1/2" ID x 2 1/4" OD



80-1074
White Die
Cast Ring for Threaded Socket
1 1/2" ID x 2" OD

Metal Caps w/Set Screw



80-1677
1/8 IP



80-1678
1/4 IP



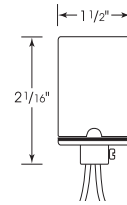
Medium Base Lampholders

Porcelain—4KV Pulse Rated Pre-Wired

SOCKETS & LAMP HOLDERS

Keyless Porcelain Socket 1/8 IP Cap w/Side Notches, 2 Wireways & Spring Contact For 4KV

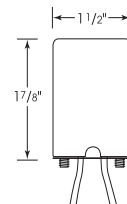
Cat No.	Leads	Cap	Screw Shell	Master
80-1614	18" 18GA SF-2 B/W 200°	1/8 IPS	CSSNP	100/10
80-2092	36" 18GA SF-2 B/W 200°	1/8 IPS	CSSNP	100/1



80-1614
Glazed
660W-600V

Keyless Porcelain Socket w/Paper Liner, 2 Mounting Screws Held Captive, 2 Wireways & Spring Contact For 4KV (w/2 6-32 Screws) 7/8" Center to Center

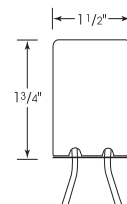
Cat No.	Leads	Cap	Screw Shell	Master
80-1689	18" 18GA SF-2 B/W 200°	Less	CSSNP	100/10
80-1700	36" 18GA SF-2 B/W 200°	Less	CSSNP	100/10
80-1877	48" 18GA SF-2 B/W 200°	Less	CSSNP	100/10



80-1689
Glazed
660W-600V

Keyless Porcelain Socket w/Paper Liner 2 Bushings, 2 Wireways & Spring Contact For 4KV

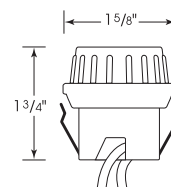
Cat No.	Leads	Cap	Screw Shell	Master
80-1734	9" 18GA SF-2 B/W 200°	Less	CSSNP	100/10
80-1875	48" 18GA SF-2 B/W 200°	Less	CSSNP	100/10



80-1734
Glazed
660W-600V

Keyless Porcelain Snap-In Bracket Socket For 4KV -No Spring Contact

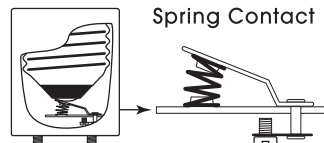
Cat No.	Leads	Clip	Screw Shell	Master
80-1674	9" 18GA SF-2 B/W 200°	Double	CSSNP	200/10



80-1674
Unglazed
660W-600V



Lampholders rated at high wattage that require a pulse rating of 4KV (kilovolts) to start.



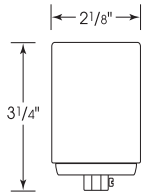
Spring Contact

SOCKETS & LAMPHOLDERS

Mogul Base Lampholders

Porcelain—4KV Pulse Rated E39 Base w/Screw Terminals

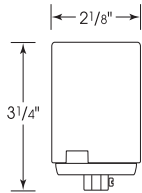
All w/Spring Contacts



90-429
Glazed
1500W-600V

Keyless Porcelain Mogul Socket w/Metal 1/4 IP Cap

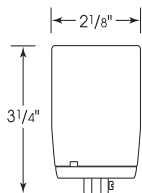
Cat No.	Terminal	Cap	Screw Shell	Master
90-429	Screw	1/4 IPS - w/SS	CSSNP	50/1



80-1378
Glazed
1500W-600V

Keyless Porcelain Mogul Socket w/Metal 1/4 IP Cap,

Cat No.	Terminal	Cap	Screw Shell	Master
80-1378	Screw	1/4 IPS - w/SS	CSSNP	50/1



80-1307
Glazed
1500W-600V

Keyless Porcelain Mogul Socket w/Metal 1/4 IP Cap,

Cat No.	Terminal	Cap	Screw Shell	Master
80-1307	3 - Screw	1/4 IPS - w/SS	CSSNP	50/1

Metal Caps w/Set Screw



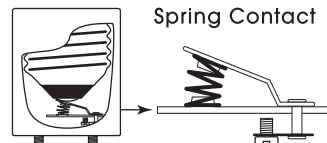
80-1631
1/4 IP



80-1665
3/8 IP



Lampholders rated at high wattage that require a pulse rating of 4KV (kilovolts) to start.



Spring Contact



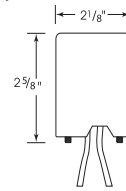
Mogul Base Lampholders

Porcelain—4KV Pulse Rated E39 Base Pre-Wired
All w/Spring Contacts

SOCKETS & LAMP HOLDERS

Keyless Porcelain Mogul Socket, w/2 Mounting Screws Held Captive, 2 Wireways, 1/2" Strip Leads - 1 3/8" Center to Center

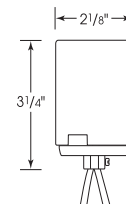
Cat No.	Leads	Cap	Screw Shell	Master
80-1376	10" 16GA SF-2 B/W 200°	Less	CSSNP	50/1
80-2093	24" 16GA SF-2 B/W 200°	Less	CSSNP	50/1



80-1376
Glazed
1500W-600V

Keyless Porcelain Mogul Socket w/Metal 1/4 IP Cap, 2 Wireways - 1 3/8" Center to Center

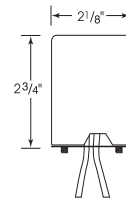
Cat No.	Leads	Cap	Screw Shell	Master
80-1613	11" 16GA SF-2 B/W 200°	1/4 IPS	CSSNP	50/1



80-1613
Glazed
1500W-600V

Keyless Porcelain Mogul Socket, Fiber Gasket, 2 Mounting Screws Held Captive, 2 Wireways, Lug Leads - 1 3/8" Center to Center

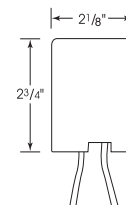
Cat No.	Leads	Cap	Screw Shell	Master
80-1103	40" 14GA SF-2 B/W 200°	Fiber, Less Cap	CSSNP	50/1



80-1103
Glazed
1500W-600V

Keyless Porcelain Mogul Socket, 2 8/32 Bushings, 2 Wireways, 1/2" Strip Leads - 1 3/8" Center to Center


Cat No.	Leads	Cap	Screw Shell	Master
80-1751	10" 14GA SF-2 B/W 200°	Less	CSSNP	50/1



80-1751
Glazed
1500W-600V

Fiber Only For Mogul Sockets & Spring Contact

Cat No.	Material	Size	Master
80-2215	Paper Insulator - w/2 Holes	2 1/4"	500 Bulk



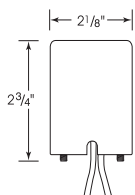
80-2215

SOCKETS & LAMPHOLDERS

Mogul Base Lampholders

Porcelain—4-5KV Pulse Rated E39 & EX39 Base Pre-Wired

All w/Spring Contacts

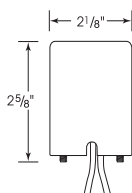


80-1791
PINK Glazed
1500W-600V
EX39 Base

Keyless Pink Porcelain Mogul Socket For Protective & Open HID Fixtures, 2 Mounting Screws Held Captive, 1/2" Strip Leads, 2 Wireways - 1 3/8" Center to Center



Cat No.	Leads	Cap	Screw Shell	Master
80-1791	12" 16GA SF-2 B/W 200°	Less	CSSNP	50/1

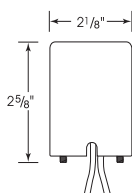


80-2090
YELLOW Glazed
1500W-600V
E39 Base

Keyless Porcelain Mogul Socket For Position Oriented HID Fixtures w/Body Notch For Correct Mounting, 2 Wireways, 2 Mounting Screws Held Captive - 1 3/8" Center to Center



Cat No.	Leads	Cap	Screw Shell	Master
80-2090	12" 14GA SF-2 B/W 200°	Less	CSSNP	50/1

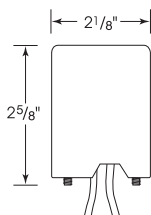


80-1530
Glazed
1500W-600V
E39 Base

Keyless Porcelain Mogul Socket, Mounting Screw Held Captive, 2 Wireways, 1/2" Strip leads - 1 3/8" Center to Center



Cat No.	Leads	Cap	Screw Shell	Master
80-1530	30" 16GA SF-2 B/W 200°	Less	CSSNP	50/1



80-1377
Glazed
1500W-600V
E39 Base

Keyless Porcelain Mogul Socket, 2 Mounting Screws Held Captive, 2 Wireways, 1/2" Strip Leads, E39 Base - 1 3/8" Center to Center



Cat No.	Leads	Cap	Screw Shell	Master
80-1377	16" 14GA SF-2 B/W 200°	Less	CSSNP 2 #8/32 Screws 2 5/8" H	50/1
80-2030	16" 14GA SF-2 B/W 200°	Less	CSSNP 2 #8/32 Screws 3" H	50/1
80-2031	16" 14GA SF-2 B/W 200°	Less	CSSNP 2 #8/32 Bushings 3" H	50/1

Metal Caps w/Set Screw



80-1631
1/4 IP



80-1665
3/8 IP



Mogul Base Lampholders

Porcelain—5-6KV Pulse Rated E39 Base Pre-Wired

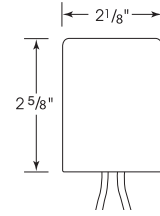
All w/Spring Contacts

SOCKETS & LAMP HOLDERS

Keyless Porcelain Mogul Socket, 2 Mounting Screws Held Captive, 1/2" Strip Leads, E39 Base - 1 3/8" Center to Center



Cat No.	Leads	Cap	Screw Shell	Master
80-1646	21" 14GA-SF-2 B/W 200"	Less	CSSNP	50/1

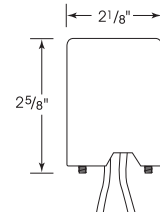


80-1646
Glazed
1500W-600V
E39 Base

Gray Porcelain Mogul Socket, 2 Mounting Screws Held Captive, 1/2" Strip Leads w/Wireway - 1 3/8" Center to Center



Cat No.	Leads	Cap	Screw Shell	Master
80-2425	12" 16GA SF-2 B/W 200"	Less	CSSNP	50/1

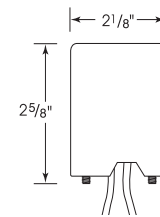


80-2425
Glazed
1500W-600V
E39 Base

Keyless Porcelain Mogul Socket, Mounting Screws Held Captive, 1/2" Strip Leads w/Wireway - 1 3/8" Center to Center



Cat No.	Leads	Cap	Screw Shell	Master
80-2091	12" 14GA SF-2 B/W 200"	Less	CSSNP	50/1

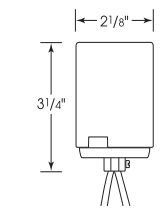


80-2091
Glazed
1500W-600V

Keyless Porcelain Mogul Socket w/Metal 1/4 IP Cap, 2 Wireways, 3 Wires



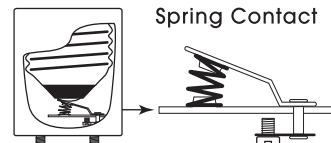
Cat No.	Leads	Cap	Screw Shell	Master
80-1449	20" 14GA SF-2 B/W 200" w/20" Ground	1/4 IPS	CSSNP	50/1



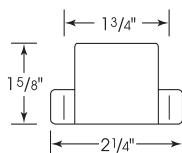
80-1449
Glazed
1500W-600V



Lampholders rated at high wattage that require a pulse rating of 4-6KV (kilovolts) to start.



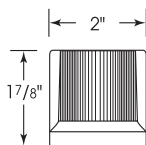
Specialty Porcelain Sockets Bayonet, Medium & Mogul Base



80-2035
Glazed
660W-1000V

Keyless Low Pressure Sodium Surface Mount Porcelain Socket w/Single-End Bayonet Base

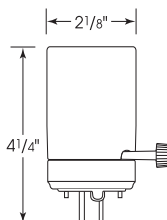
Cat No.	Leads	Cap	Screw Shell	Master
80-2035	9" 16GA SF-1 B/W 150°	Less (surface mount)	CSSNP	50/1



80-1120
Unglazed
660W-250

Keyless Medium Base Surface Mount Porcelain Socket, 2 Bushings - 1 1/2" Center to Center

Cat No.	Terminal	Cap	Screw Shell	Master
80-1120	Screw	Less (surface mount)	CSSNP	150



90-428
Unglazed
750W-250V

Porcelain 3-Way Turn Knob Mogul Socket w/Hickey

Cat No.	Terminal	Hickey	Screw Shell	Master
90-428	Screw	1/4 IPS	CSSNP	50/1

Available Lamps



S4870
18W
Low Pressure Sodium
Bayonet (BY22D) Base



S1822
100/200/300W
3-Way
Mogul Base



S5862
175W
Metal Halide
Medium Base



S5831
250W
Metal Halide
Mogul Base



Porcelain Connectors & Harnesses

Medium & Mogul Base

Porcelain Par 46 & 38 Connector - Medium Base HID

1 3/8" H x 7/8" W x 5/8" D

Cat No.	Leads	Type	Porcelain	Master
80-1690	18"	16GA SF-2 200°	Unglazed	200/10



80-1690
660W-125V

Porcelain Par 46 & 38 5KV Harness Set w/Medium Base Adapter

Cat No.	Leads	Type	Porcelain	Master
80-1769	10"	18GA SF-1 200°	Unglazed	100/1



80-1769
660W-125V

Porcelain Par 56 & 64 Connector - Mogul Base

2 1/2" W x 1 1/4" H x 1 3/8" D

Cat No.	Leads	Type	Porcelain	Master
80-1865	18"	14GA SF-2 200°	Unglazed	100
80-2260	48"	14GA SF-2 200°	Unglazed	100



80-1865
1000W-125V

Available Lamps



S1934
175W
Mercury Vapor
Mogul Base



S3127
70W
HPS - High Pressure Sodium
Mogul Base



S1940
250W
HPS - High Pressure Sodium
Mogul Base

Medium Base Receptacles Porcelain Ceiling Fixtures & Cages



Keyless, Pull Chain & Pull Chain w/GCO - Terminal & with Leads



90-445 2 Terminal
80-1648 4 Terminal
90-2638 7" AWM B/W Leads 105°C
Keyless Glazed Porcelain
Ceiling Receptacle
Screw Terminals
4 3/8" Dia.
660W-250V



90-443 2 Terminal
90-2639 7" AWM B/W Leads 105°C
Glazed Porcelain
On-Off Pull Chain
Ceiling Receptacle
Screw Terminals
4 3/8" Dia.
250W-250V



90-444
Glazed Porcelain
Ceiling Receptacle
On-Off Pull Chain w/Grounded
Convenience Outlet
Screw Terminals
4 3/8" Dia.
15A-250W-125V



90-1310 Brass Finish
90-1912 Nickel Finish
90-1916 Black Finish
90-1917 White Finish
90-1918 Unfinished
90-1919 Dark Antique
Light Bulb Cage
Height: 5 3/4"
Packing: 60/Master 10/Inner



90-2612
Yellow Trouble Light
Plastic Cage
Suitable For Outdoor Locations
Height: 6 1/2"
Packing: 12/Master



Medium Base Receptacles Phenolic Ceiling Fixtures

Phenolic Receptacle with Terminals



90-480 4 Terminal
Keyless White Phenolic
Ceiling Receptacle
Screw Terminals
4 1/2" Dia.
660W-250V



90-481 4 Terminal
White Phenolic
On-Off Pull Chain
Ceiling Receptacle
Screw Terminals
4 1/2" Dia.
250W-250V

Phenolic Receptacle with Leads



90-1502
Keyless White Phenolic
Ceiling Receptacle
6" AWM B/W Leads 105°C
4 1/2" Dia.
660W-250V



90-1503
White Phenolic
On-Off Pull Chain
Ceiling Receptacle
6" AWM B/W Leads 105°C
4 1/2" Dia.
250W-250V

SOCKETS & LAMPHOLDERS

Medium Base Sockets Phenolic & Porcelain



Keyless Lampholders



90-407
1/8 IP Hickey
Screw Terminals
Overall Ht. 2"
Dia. 1 1/4"
660W-250V



90-1151 10"
80-2095 24"
80-2096 36"
AWM B/W Leads 105°C
1/8 IP Hickey
Overall Ht. 2"
Dia. 1 1/4"
660W-250V



80-1077
Threaded Socket w/Ring
1/8 IP Hickey
Screw Terminals
Overall Ht. 2"
Dia. 1 1/2"
Ring - 2 1/8" Outside
660W-250V

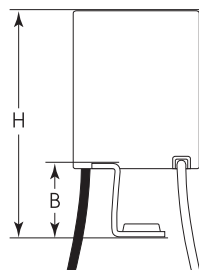


80-1762
Medium Base
Pin Socket
Pressure Fit
w/Metal Clip
CSSNP
Socket Only 2"
Dia. 1/2"
660W-250V

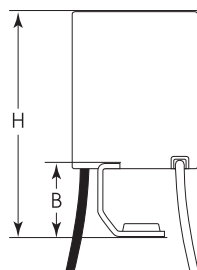


80-2080
Medium Base
Pressure Fit w/Hook
Suited for 14GA Wire
Phenolic
Screw Shell
Socket Only 2"
Dia. 1 5/8"
660W-250V

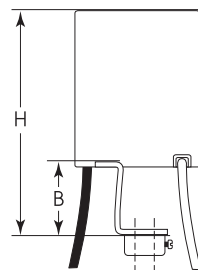
Special Orders For Additional Hickey & Bushing Combination



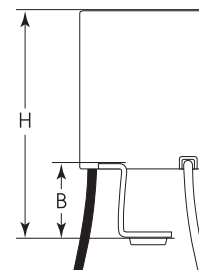
"Z" Bracket Inside Extrusion



"C" Bracket Inside Extrusion



Bushing Bracket Outside



"Z" Bracket Outside Extrusion

Keyless Lampholder



80-2036
Medium Base w/Rim
1/8 IP Hickey
12" AWM B/W 105°C
Leads & Ground Wire
Overall Ht. 2"
Dia. 1 1/4"
660W-250V



90-1782
Bottom Turn Knob
13" AWM B/W
105°C Leads
Ht. 2 3/8"
Dia. 1 1/4"
1/2" Bushing
250W-250V



80-1755
Bottom Turn Knob
Phenolic & Porcelain Shell
Screw Terminals 1/8 IP
Ht. 2 1/2"
Dia. 1 1/2"
3/8" Bushing
660W-250V



90-4300
Bottom Turn Knob
Screw Terminals 1/8 IP
Ht. 2 1/2"
Dia. 1 1/4"
3/8" Bushing
660W-250V



80-1326
Bottom Turn Knob
w/Removable Husk
Screw Terminals 1/8 IP
Ht. 2"
Dia. 1 1/2"
3/8" Bushing
660W-250V



Medium Base Sockets Phenolic Snap-In

SOCKETS & LAMP HOLDERS

Keyless Lampholders - Snap-In



90-540
Snap-In Socket
6" AWM B/W Leads 105°C
Ht. 1 1/2"
Dia. 1 1/4"
Bracket 1/4" Below
660W-250V



90-595
Snap-In Socket
Bracket Extends 1/2" from
End of Socket
7" AWM B/W Leads 105°C
Ht. 1 1/2"
Dia. 1 1/4"
660W-250V




90-543
Snap-In Socket for 6" Pans
Bracket Extends 7/8" from
End of Socket
8" AWM B/W Leads 105°C
Ht. 1 1/2"
Dia. 1 1/4"
660W-250V



90-542
Snap-In Socket for 8" & 10" Pans
Bracket Extends 1 3/8" from
End of Socket
8" AWM B/W Leads 105°C
Ht. 1 1/2"
Dia. 1 1/4"
660W-250V



80-2299
9" AWM Leads
Snap-In Socket w/Top Rim &
for 3 1/4" - 4" Holders
B/W Leads 105°C
Ht. 1 1/2"
Dia. 1 1/4"
660W-250V



80-2162
Snap-In Socket
Bracket Extends 3/4"
from End of Socket
9" AWM B/W Leads 105°C
Ht. 1 1/2"
Dia. 1 1/4"
660W-250V



80-2163
Straight Bracket w/Hole
Bracket Extends 1" from End of Socket
8" AWM B/W Leads 105°C
CSSNP
Ht. 1 1/2"
Dia. 1 1/4"
660W-250V

Keyless Lampholders - "U" Clip Snap-In



90-541 8" AWM Leads
80-1798 12" AWM Leads
Snap-In Socket
for 3 1/4"-4" Holders
B/W Leads 105°C
Ht. 1 1/2"
Dia. 1 1/4"
660W-250V



80-1645
Snap-In Socket
for 3 1/4"-4" Holders
12" AWM B/W Leads 125°C
Ht. 1 1/2"
Dia. 1 1/4"
660W-250V



80-1642
Snap-In Double Spring Clip
w/ 12" B/W Leads 150°C
Ht. 1 1/2"
Dia. 1 1/4"
Bracket 3/4" From Socket
660W-250V




80-1766
Snap-In Double
with Flange Rim
13" B/W Leads 105°C
Ht. 1 1/2"
Dia. 1 5/8"
660W-250V

SOCKETS & LAMPHOLDERS

Medium Base Sockets Phenolic Twin Cluster



80-2266
Snap-On Top
2 3/8" Top Bracket
+ Snap Only,
w/ 12" AWM
Leads 105°
660W-250V



90-432
Snap-On Top
2 3/8" Top Bracket
+ Snap, 1 3/4" 1/8 IP
Threaded Bottom
Bracket
w/ 3/8" Nipple
8" AWM
B/W Leads 105°C
660W-250V



80-1379
Snap-On Top
2 3/8" Bracket
+ Snap, 1 3/4" 1/8 IP
Threaded Bottom
Bracket
w/ 5/8" Nipple
12" AWM
B/W Leads 105°C
w/Ground Wire
660W-250V



90-465
1 1/2" 1/8 IP
Threaded
Top Bracket
w/ 1/2" Nipple
2 1/8" 1/8 IP
Threaded Bottom
Bracket w/ 1/2" Nipple
12" AWM
B/W Leads 105°C
660W-250V



80-1380
1 3/4" 1/8 IP
Threaded
Top Bracket
w/ 1/2" Nipple
1 3/4" 1/8 IP
Threaded Bottom
Bracket w/ 1/2" Nipple
12" AWM
B/W Leads 105°C
w/Ground Wire
660W-250V



80-2267
1 3/8" x 1/8 IP
Threaded
Top Bracket
w/ 12" AWM B/W
Leads 105°
1/2" Nipple
660W-250V



90-415
On-Off Brass Finish
Pull Chain
1 1/2" 1/8
IP Threaded Top
Bracket w/ 3/8" Nipple
1-3/4" 1/8
IP Threaded
Bottom Bracket
12" AWM
B/W Leads 105°C
660W-250V



90-416
On-Off Brass Finish
Turn Knob
1" 1/8 IP
Threaded Top
Bracket w/ 1/4" Nipple
1 3/4" 1/8
IP Threaded
Bottom Bracket
6" AWM
B/W Leads 105°C
660W-250V



90-414
Twin Offset
1 1/2" 1/8
IP Female Top &
Bottom Bracket
w/Set Screw
12" AWM
B/W Leads 105°C
660W-250V



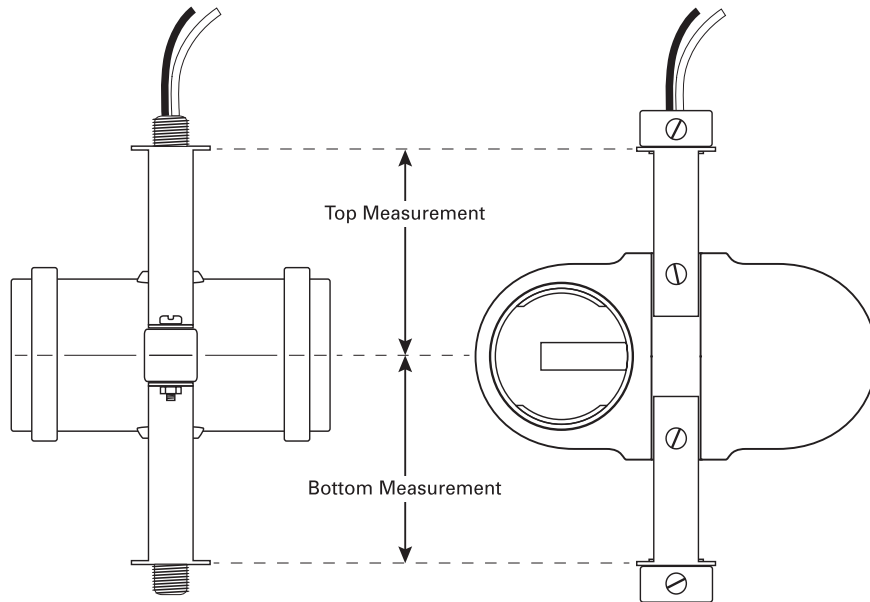
80-1664
Twin Offset
1 1/2" 1/8 IP
Threaded Top
Bracket
w/ 3/8" Nipple
1 1/2" 1/8 IP
Threaded Bottom
Bracket w/3/8" Nipple
12" AWM
B/W Leads 105°C
660W-250V

PLEASE NOTE: Socket Cluster measurements are from the center line to the top & bottom of brackets.



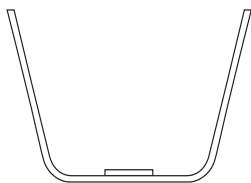
Medium Base Sockets

Phenolic Twin Cluster / Special Order Options

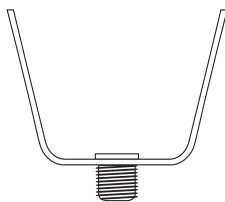


Special Order Options

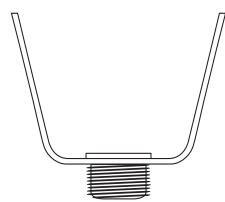
PLEASE SPECIFY WIRE: Length, Gauge, Type, Temperature, Color & Strip Ends



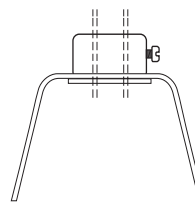
1/8 IP Tapped Hole



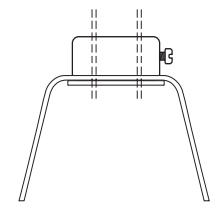
1/8 IP Nipple
(Specify Length)



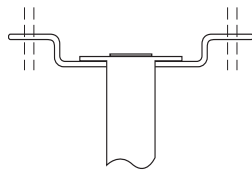
1/4 IP Nipple
(Specify Length)



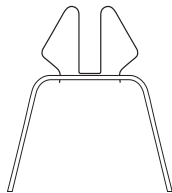
1/8 IP Bushing
w/Set Screw



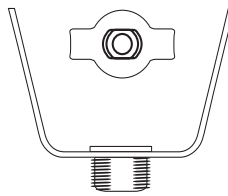
1/4 IP Bushing
w/Set Screw



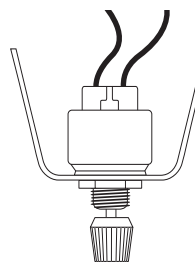
Steel Bracket w/Two
6/32 Tapped Holes



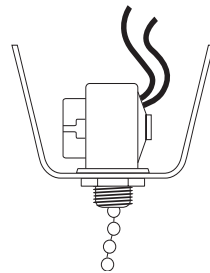
Snap-In Bracket



1/4 IP Nipple
(Specify Length)



Turn Knob Switch



Pull Chain Switch

PLEASE NOTE: Socket Cluster measurements are from the center line to the top & bottom of brackets.

Medium Base Sockets Phenolic 3 Light Cluster



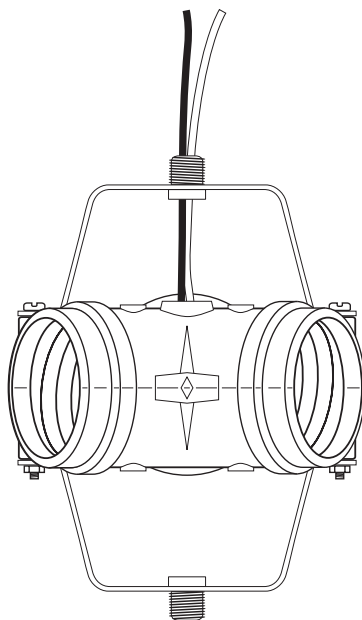
90-463
3 Light Cluster Socket
1 3/4" 1/8 IP Threaded Top
Bracket w/ 5/8" Nipple
1 3/4" 1/8 IP Threaded Bottom
Bracket w/ 5/8" Nipple
12" AWM B/W Leads 105°C
660W-250V



80-2449
3 Light Cluster Socket
Top Bracket Only
1 3/4" x 1/8 IP
w/ 5/8" Nipple
12" AWM B/W Leads 105°
660W-250V



90-1587
3 Light Cluster Socket
On-Off Nickel Pull Chain
1 3/4" 1/8 IP Threaded Top
Bracket w/ 5/8" Nipple
1 3/4" 1/8 IP Threaded
Bottom Bracket
8" AWM B/W Leads 105°C
660W-250V





Medium Base Sockets

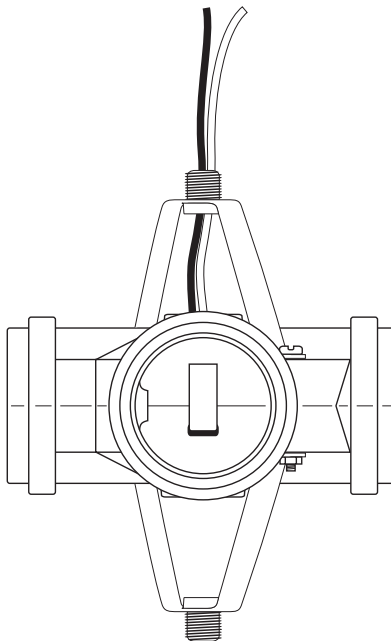
Phenolic 4 Light Cluster



90-464
4 Light Cluster Socket
1 3/4" 1/8 IP Threaded Top
Bracket w/ 1/2" Nipple
1 3/4" 1/8 IP Threaded Bottom
Bracket w/ 1/2" Nipple
12" AWM B/W Leads 105°C
660W-250V



90-1588
4 Light Cluster Socket
On-Off Nickel Pull Chain
1 3/4" 1/8 IP Threaded Top
Bracket w/ 1/2" Nipple
1 3/4" 1/8 IP Threaded
Bottom Bracket
7" AWM B/W Leads 105°C
660W-250V



SOCKETS & LAMPHOLDERS

Candelabra Base Sockets

Phenolic Sockets With Terminals / Paper Liner - 3/4" Diameter



90-422 1 1/2"
Screw Terminals-Double Leg
1/8 IP - Outside Extrusion
75W-125V



80-1996 1 3/4"
Screw Terminals-Double Leg
1/8 IP - Inside Extrusion
75W-125V



90-403 2" Double-Leg
80-2054 2" Single Leg
Screw Terminals
1/8 IP - Outside Extrusion
75W-125V



80-1347 2 1/2"
Screw Terminals-Double Leg
1/8 IP - Inside Extrusion
75W-125V



80-1088 3"
Screw Terminals-Double Leg
1/8 IP - Inside Extrusion
75W-125V



80-2196 3"
Screw Terminals-Double Leg
1/8 IP - Outside Extrusion
75W-125V



80-1087 3 1/2"
Screw Terminals-Double Leg
1/8 IP - Inside Extrusion
75W-125V



80-1615 3 9/10"
Screw Terminals-Double Leg
1/8 IP - Inside Extrusion
75W-125V



80-1327 4"
(shown)
80-1649 6"
Screw Terminals-Double Leg
1/8 IP - Inside Extrusion
75W-125V



90-402 3 1/4" - 4 1/4"
Screw Terminals-Adjustable Leg
1/8 IP - Inside Extrusion
75W-125V



80-1089 5 3/8" - 6 5/8"
Screw Terminals-Adjustable Leg
1/8 IP - Inside Extrusion
75W-125V



90-1709
Paper Liner
for
Candelabra
Sockets



Candelabra Base Sockets

Phenolic Sockets With Wire Leads

- 3/4" Diameter Flange Candelabra Without Paper Liner



90-738 1 5/8" Smooth
6" AWM B/W Leads 105°C
1/8 IP - Inside Extrusion
Single-Leg
75W-125V



80-1145 1 5/8" Flange 12" Leads
80-2097 1 5/8" Flange 18" Leads
AWM B/W Leads 105°C
1/8 IP - Inside Extrusion
Single-Leg
75W-125V



80-1146 1 5/8" Flange
24" AWM B/W Leads 105°C
1/8 IP - Inside Extrusion
Single-Leg
75W-125V



80-2098 2 3/32"
42" AWM B/W Leads 125°C
1/8 IP - Inside Extrusion
Single-Leg
75W-125V



80-1148 3" Flange
24" 18/2 SPT-2 105°C
Clear Silver Leads
1/8 IP - Inside Extrusion
Single-Leg
75W-125V



90-739 1 5/8" Smooth
6" AWM B/W Leads 105°C
1/8 IP 3/8" Nipple
Single-Leg
75W-125V



80-1552 1 11/16" Flange
12-1/2" AWM B/W Leads
2" Overall Height
1/8 IP 3/8" Nipple
Single-Leg
75W-125V



80-1596 1 3/4" Smooth
24" #18 UL 1015
B/W Leads 105°C
1/8 IP - Inside Extrusion
Double-Leg
75W-125V



80-1300 26" Leads
80-1398 36" Leads
80-1553 40" Leads
80-1844 48" Leads
1 3/4" Flange #18 UL 1430
B/W Leads 105°C
1/8 IP - Inside Extrusion
Double-Leg
75W-125V



80-1301 3" Flange
26" #18 UL 1430
B/W Leads 105°C
1/8 IP - Inside Extrusion
Double-Leg
80-1554 3" Flange
40" Leads 105°C
75W-125V



80-1302 4" Flange
26" #18 UL 1430
B/W Leads 105°C
1/8 IP - Inside Extrusion
Double-Leg
75W-125V



80-2487 6" Flange
26" #18 UL 1430
B/W Leads 105°C
1/8 IP - Inside Extrusion
Double-Leg
80-2488 6" Flange
40" Leads 105°C
75W-125V

SOCKETS & LAMP HOLDERS

SOCKETS & LAMP HOLDERS

Candelabra Base Sockets Phenolic Sockets & Cord Sets



Candelabra Base Phenolic Sockets with Spring Clip - (3/4" Dia. - 1" Hole Size)



80-1794 Gold
14" AWM B/W Leads 105°C
75W-125V



80-1198 Ivory
6" AWM B/W Leads 105°C
75W-125V



80-1275 Brown
14" AWM B/W Leads 105°C
75W-125V



80-1093 Brown
24" AWM B/W Leads 105°C
75W-125V
80-1151 White Wire
24" 18/2 SPT-1 White 105°

Pressure Fit Candelabra Sockets



80-2529
Pin Socket
W/Twist Top for
Pressure Fit
Black
Ht. 1 3/8"
Dia. 3/4"
75W-125V



90-548
Pin Socket
Pressure Fit
Ht. 1 1/4"
Dia. 3/4"
60W-125V
80-2548
With Hook



Socket w/ 1/8 IP Slip Hole for Switch



80-1274
2 3/4"
Screw Terminals
1/8 IP Slip Round
Hole Bracket
Ht. 2 3/4"
Dia. 3/4"
75W-125V

Push-In Terminals - No Paper Liner



80-1312 2"
80-1718 4"
80-1719 6"
Flange Type - Single-Leg
1/8 IP - Inside Extrusion
Dia. 3/4"
75W-125V



80-1294 1 5/8"
80-1303 2"
80-1304 3"
80-1305 4"
Full Threaded - Single-Leg
1/8 IP - Inside Extrusion
Dia. 3/4"
75W-125V

#18/2 SPT-1 Candelabra Snap Sockets with Cord Switch & Plug—UL Rated 10A-125V

- 80-1651** 6 Ft. #18 SPT-1 Brown
- 80-1782** 6 Ft. #18 SPT-1 White
- 80-1784** 8 Ft. #18 SPT-1 Brown
- 80-1785** 8 Ft. #18 SPT-1 White
Cord, Switch & Plug
(switch 17" from socket)



#18/2 SPT-2 Candelabra Snap Sockets with Cord Switch & Plug—UL Rated 10A-125V

- 80-1652** 6 Ft. #18 SPT-2 Brown
- 80-1786** 6 Ft. #18 SPT-2 White
- 80-1787** 8 Ft. #18 SPT-2 Brown
- 80-1788** 8 Ft. #18 SPT-2 White
Cord, Switch & Plug
(switch 17" from socket)





Candelabra Base Sockets

Phenolic With Leads / Rings / European Style

Phenolic Threaded Candelabra Sockets with Leads / Rings - Hole Size .82



90-1556 1 1/4"
w/Shoulder and Phenolic Ring
8" AWM B/W Leads 105°C
75W-125V
Ring 1 1/8"



80-1473 1 1/4"
w/Shoulder and Phenolic Ring
24" 18/2 SPT-1 Brown Leads 105°C
75W-125V

80-1694 1 1/4"
w/Shoulder and Phenolic Ring
6 Ft. 18/2 SPT-2 Brown Wire
& Plug 105°C
75W-125V



90-1557 1 3/4"
w/Shoulder and
Phenolic Ring
8" AWM B/W Leads 105°C
Pulled Thru
1/8 IP Inside Extrusion
75W-125V



80-1693 1 1/4"
w/Shoulder and
Phenolic Ring
6 Ft. 18/2 SPT-1 Brown Wire
& Plug 105°C w/Brown
Switch 21" from Socket
75W-125V

3 Light Phenolic Threaded Candelabra Harness Sets



80-1912 1 1/4"
with Shoulder and Phenolic Ring
9" Centers 18" Tail, AWM B/W Leads 150°C
75W-125V



80-1474 1 1/4"
with Shoulder and Phenolic Ring
6" Centers 18" Tail, 18/2 SPT-1 105°C Brown
75W-125V

Rings For Threaded & Candelabra Sockets - 3/4" ID - Thread Size 13/16" - 20 TPI



80-1485
Brass Finish
1" O.D.



80-1486
Chrome Finish Ring
1" O.D.



80-1977
Phenolic Ring
1 1/8" O.D.

Candelabra European Style Sockets 1" Dia. - 1 3/4" Ht. - Ring 1 3/4"



80-1094
Brown Phenolic
4 Piece,
Full Uno Thread and Ring
1/8 IP Screw Terminals
75W-125V



80-1095
4 Piece,
1/2 Uno Thread and Ring
w/Shoulder
1/8 IP Screw Terminals
75W-125V



80-1311
3 Piece
Smooth
1/8 IP Screw Terminals
75W-125V



80-1650
3 Piece
White Phenolic
Full Uno Thread and Ring
1/8 IP - Push-In Terminals
2" Ht.
75W-125V

Candelabra & Intermediate Base Sockets Porcelain w/Terminals & Leads



Candelabra Base Porcelain Sockets w/ Screw Terminals/Paper Liners - 3/4" Diameter



80-1893 1 1/2"
80-1090 1 3/4"
Screw Terminals
1/8 IP Inside Extrusion
Double-Leg
75W-125V



80-1948 1 3/4"
Waterproof
Screw Terminals
w/Phenolic Cover
1/8 IP Inside Extrusion
75W-125V



80-1091 2"
80-2013 3"
80-2012 3-3/4"
Screw Terminals
1/8 IP Inside Extrusion
Double-Leg
75W-125V



80-1092
Adjustable Leg 3 1/2" - 4 5/8" Screw Terminals
1/8 IP Outside Extrusion Double-Leg
75W-125V
80-2003
Adjustable Leg 4 3/4" - 6" Screw Terminals
1/8 IP Inside Extrusion Double-Leg
75W-125V

Threaded Porcelain Candelabra Socket



80-2543 2" Ht. - 7/8" Dia.
18" #18 UL 1015 B/W Leads 105°C
w/Chrome Metal Ring
1/8 IP - Inside Extrusion Single-Leg
75W-125V

Candelabra Socket w/ Leads



80-1653 1 3/4" Ht. - 3/4" Dia.
24" #18 UL 1015 B/W Leads 105°C
1/8 IP - Inside Extrusion Double-Leg
75W-125V



80-2385 1 7/8" Ht. - 7/8" Dia.
24" #18 SF-1 200° B/W Leads
1/8 IP - Outside Extrusion Double-Leg
75W-125V

Twin Candelabra Cluster Sockets



80-1654 4 1/2"
24" #18 UL 1015 B/W Leads 105°C
1/8 IP - Inside Extrusion Double-Leg
75W-125V

Intermediate Base Porcelain Sockets



90-1554 1 3/4" x 1" W
Screw Terminals
1/8 IP Inside Extrusion
Single-Leg
75W-250V



90-1555 1 3/4" x 1" W
1/8 IP Inside Extrusion
8" AWM B/W 105°C Leads
Pulled Thru Single-Leg
75W-250V

Halogen Sockets

Halogen Double Loop G9 Sockets 250V

Threaded G-9 Sockets



80-1582
 Porcelain Socket
 Push-In Terminals
 1/8 IP Hickey Inside Extrusion
 Double-Leg
 1 1/2" H x 3/4" Dia.
 500W-250V - 2Amp



80-1589 21" Leads
80-1590 72" Leads
 Porcelain Socket w/Ring
 UL 10362 Leads
 1/8 IP Hickey Inside Extrusion
 Double-Leg
 1 3/8" H x 3/4" Dia.
 500W-250V - 2 Amp



80-1500
 Phenolic Socket
 20" UL 10362 B/W Leads
 1/8 IP Bushing
 1 1/4" H x 3/4" Dia.
 500W-250V

G-9 Socket Accessories



S4614
 G-9 Bulb



80-1591
 Tubular Borosilicate
 Clear Glass w/Threads
 Thickness 2.5mm
 Temperature 500°C
 2 1/4" H x 1" Dia.



80-1583
 Chrome Ring
 For Tubular Glass
 3/4" Inner Dia.
 1 1/16" Outer Dia.

SOCKETS & LAMPHOLDERS

Halogen Sockets Porcelain

Porcelain Halogen Sockets



90-1553
G4-GX5.3-GY6.35 Base
Round Halogen Socket
1/8 IP Hickey
8" SF-1 200°C Leads
1" H x 11/16" Dia.
1000W-250V



80-1668 12" Leads
80-2044 24" Leads
GX5.3 Base
Round Analog Socket
SF-1 200°C Leads
1 3/4" Dia.
75W-250V



90-1590 12" Leads
80-2049 12" Leads
80-2165 18" Leads
80-2159 48" Leads
G4-GX5.3-GY6.35 Base
Round Halogen Socket
SF-1 200°C Leads
3/8" H x 11/16" Dia.
Mounting Holes 1/2" from
Center to Center
750W-250V



80-1813 12" Leads
GX5.3 Base
Round Halogen Socket
w/Metal Plate &
2 Mounting Holes
12" SF-1 180°C Leads
3/8" H x 1 1/4" Dia.
Screw Holes 1" CC
750W-250V



80-2307
G5.3 Halogen Socket
w/2 Mounting Holes
w/9" SF-1 200° Leads
3/8" H x 1 1/16" L x 1 3/16" W
Screw Holes 7/8" CC
75W-250V



80-1816
GU7 Halogen Socket
6" 18 GA 250°C
Teflon Wire
3/8" H x 7/8" Dia.
1000W-250V



90-475
MR16 Socket
GX5.3 Base
12" SF-1 200°C Leads
3/8" H x 7/8" Dia.
x 3/4" W
75W-250V



90-1080 - Side Wired
E11 Base
Mini Can Halogen Socket
Screw Mount Bracket
12" SF-1 200°C Leads
3/4" H x 11/16" Dia.
Screw Holes 1 1/4" CC
1000W-250V
80-2537 - 18 SF-1 200°



80-1873
G8 Porcelain
Halogen Socket
6" 200°C Leads SF-1
3/8" H x 11/16" Dia.
Screw Holes 1/2" CC
1000W-250V



80-2019
G4.0, G5.3, G6.35
Round Halogen Socket
1/8 IP Hickey w/Spring Clip
8" SF-1 200°C Leads
1 1/2" H x 3/4" Dia.
1000W-250V



80-1796
GU10 Socket
1/8 IP Hickey
8" SF-1 200°C Leads
1 1/16" H x 1 1/16" Dia.
1000W-250V




90-1552
GU10 w/Mounting Holes
Round Halogen Socket
8" SF-1 200°C Leads
5/8" H x 1 1/16" Dia.
Screw Holes 3/4" CC
1000W-250V




90-1081
Porcelain 4 Terminal
Wire Connector
1/2" H x 7/8" L x 11/16" W
4 AMP
1000W-250V

Halogen Sockets Porcelain

Porcelain Halogen Sockets



90-1078
R7S Base
78mm Double Ended
Halogen Socket
9" SF-1 200°C Leads
1 5/8" H x 4" W
1000W-250V



90-1077
R7S Base
118mm Double Ended
Halogen Socket
9" SF-1 200°C Leads
1 5/8" H x 5 5/8" W
1000W-250V



80-1914 6" SF-1 200°C Leads
R7S Base,
Halogen Socket w/1 1/8" Nipple
16 Ga. Wire 1 7/8" L
1000W-250V



90-1561 12" SF-1 200°C Leads
80-2004 18" SF-1 200°C Leads
R7S Base,
Halogen Socket, 7/8" L
1000W-250V



90-474
R7S Base
Double Ended Halogen Socket Set
12" SF-1 200°C Leads
1000W-250V



80-2178
GX10 Round Halogen Socket
12" SF-1 200° C Leads
11/16" H x 1 1/8" Dia.
Screw Holes 3/4" CC
750W-600V



80-1742
G4 Wedge Type
Bi-Pin Low Voltage
8" SF-1 200°C Leads
5/8" H x 5/8" Dia.
1000W-250V



80-1741
G9 Porcelain Smooth Body
U-Channel 1/8 IP Hickey
Push-In Wiring
1 1/2" H x 7/8" Dia.
500W-250V



80-1872
G12 HID Socket
5KV 8" SF-2 Leads
3/4" H x 1 3/8" Dia.
Screw Holes 1 1/4" CC
600W-1000V

Porcelain Wire Connectors High Heat 300V (See page 147 for additional connectors)



90-1311
Small
Rated Up To
2 #18



90-1312
Medium
Rated Up To
4 #18



90-1313
Large
Rated Up To
6 #18

Bayonet & Linear Sockets

Metal & Phenolic



Bayonet Base Single Contact Sockets BA15S



80-2099
1/8 IP x 3/8" Nipple
9" SF-1 200°
Pulled Thru
1 3/8" H x 5/8" Dia.
500W-125V



80-2318 Flat Mounting
Bracket
Screw Holes 1 1/4" CC
9" SF-1 200°
1" H Bracket
1 11/16" W
500W-125V

Bayonet Base Double Contact Sockets BA15D



90-1558 12" Leads
80-1997 36" Leads
1/8 IP x 3/8" Nipple
SF-1 200°
Pulled Thru
500W-125V
80-2324 24" Leads
18 SF-1 200°C
B/W Leads
1 3/8" H x 5/8" Dia.
500W-125V



90-1559
1/8 IP Nipple SF-1 200°
Angle Bracket
9" SF-1 200°
Pulled Thru
1 1/4" H x 5/8"
500W-125V



90-1560
Flat Mounting Bracket
Screw Holes 1-1/4" CC
9" SF-1 200°
80-2233 15" Leads
1 1/4" H Bracket 1 11/16" W
Screw Holes 1 1/4" CC
500W-125V

Linear Sockets (non-UL) w/Screw Terminals



90-250
Replacement for
2 Base Lamp ONLY
(2 Base Lamp shown on the right)
NEED 2 PIECES PER LAMP!
2 1/4" L x 1 3/16" W x 1 3/4" H

2 Base Linear Lamp - T10 S14S Base



S4893 LN35 12" M.O.L.
60W-125V

S4895 LN150 39-1/8" M.O.L.
150W-125V



90-248
1 Base
Replacement for
Old Style 1 Base lamp ONLY
(Old Style 1 Base Lamp shown on the right)
3 1/4" L x 1 3/16" W x 1 3/4" H



1 Base Lamp
(not available)

Sign Receptacles

Porcelain, Phenolic, Rubber, Plastic

Medium Base



80-1926
Medium Base Glazed
Porcelain Pull Chain Socket
CSSNP
2" H x 1 3/4" Dia.
250W-250V



90-1112
Two Piece Medium Base
Porcelain Sign Receptacle
Screw Terminals
1 1/2" H x 2 1/4" Dia.
Screw Holes 1 3/8" CC
660W-250V



90-425
Two Piece Medium Base
Porcelain Sign Receptacle
Screw Terminals
1 1/2" H x 1 3/4" Dia.
660W-250V



90-1111
Two Piece Medium Base
Porcelain Sign Receptacle
8" AWM B/W Leads 105°C
1 1/2" H x 1 5/8" Dia.
80-2296 9" Leads
660W-250V

Medium Base



90-449
Snap-In
Phenolic Sign Receptacle
Lay-In Wiring - Twist Top
For 14 & 18 GA Wire
1 7/8" H x 2 3/8" Dia.
660W-250V



90-1113 Brown
90-2452 White
Phenolic Receptacle
w/Mounting Holes
Screw Terminals
1 5/8" H x 2 7/16" Dia.
Screw Holes 2" CC
660W-250V



90-1097 Rubber Coated Pigtail Socket
w/6" 14 GA 105°C Leads
Aluminum Screw Shell
1 3/4" H x 1 3/4" Dia.
660W-600V

Medium Base Porcelain Pony Cleat



80-1748
Screw Terminals - CSSNP
1 11/16" H x 2" Dia.
Screw Holes 2" CC
660W-250V

Miniature Base (non-UL)



90-1076
Miniature Base
Plastic Receptacle
7/8" H x 1 5/16" Dia.
Screw Holes 1" CC
75W-125V

Candelabra Base (non-UL)



90-532
Candelabra Base
Plastic Receptacle
7/8" H x 1 3/8" Dia.
Screw Holes 1 1/8" CC
75W-125V

Fluorescent Lampholders Shallow Base



T8 & T12 Slimline Single Pin Fluorescent Sockets



80-1496 Plunger
1 3/4" H x 1 1/4" W x 1 1/4" Dia.



80-1497 Fixed
1 3/4" H x 1 1/4" W x 1 1/4" Dia.

Shallow Base
Slide-On Quickwire for
Wet and Damp Locations
Rapid Start for 20 Gauge Panels
Strip 3/8" - 1/2"
660W-1000V

High Output 800 MA -1500 MA — Recessed Double Contact



80-2129 Plunger
2 1/4" H x 1 1/4" W x 1 1/2" Dia.



80-2130 Fixed
2 1/4" H x 1 1/4" W x 1 1/2" Dia.

Shallow Base
for Slide On Quickwire
Power Groove and
Jacketed Lamps
20 Gauge Panels
Strip 3/8" - 1/2"
660W-600V

T8 & T12 (HO) High Output Fluorescent Sockets - Recessed Double Contact



80-1498 Plunger
1 7/8" H x 1 3/8" W x 1 1/4" Dia.



80-1499 Fixed
1 7/8" H x 1 3/8" W x 1 1/4" Dia.

Quickwire Terminals
Accept Up To 18 Gauge
Solid or Tinned Leads
Slide-On Shallow Base
Rapid Start
Strip 3/8" - 1/2"
660W-1000V



Fluorescent Lampholders

Fluorescent Lamps

High Output 800 MA & 1500 MA (T12) Recessed Double Contact, Pedestal Type, Screw Mounting w/Screw & Nut Furnished



80-2020 Plunger
For Push-In Wiring
2 1/4" H x 1 1/2" W x 1 5/8" Dia.
660W-600V



80-2021 Fixed
For Push-In Wiring
2 1/4" H x 1 1/2" W x 1 5/8" Dia.
660W-600V



80-2115 Plunger
For Straight-In Wiring
2 1/4" H x 1 1/2" W x 1 5/8" Dia.
660W-600V



80-2116 Fixed
For Straight-In Wiring
2 1/4" H x 1 1/2" W x 1 5/8" Dia.
660W-600V

Slimline Base Single Pin Pedestal Fluorescent Lampholder—Slide-On T8 & T12 Screw Mount - 20 Gauge Panel



80-2117 Plunger
For Straight-In Wiring
2 1/4" H x 1 1/2" W x 1 5/8" Dia.
660W-600V



80-2118 Fixed
For Straight-In Wiring
2 1/4" H x 1 1/2" W x 1 5/8" Dia.
660W-600V

SOCKETS & LAMPHOLDERS

Fluorescent Lampholders

Lampholders, Starter Holders, Circle Connectors



T8 & T12 Slimline Single Pin Fluorescent Sockets



80-1249
Butt-On Mounting
T8 or T12 Lampholder
Rapid Start Applications
1 7/16" H x 1 3/8" W x 3/8" Dia.
660W-600V



80-1250
Fluorescent Starter Holder
Snap-In Mounting Spring
1 1/4" H x 7/8" W x 3/8" Dia.
660W-250V



80-1490
Circle Connector-Quickwire
Used with High Voltage
Instant Starting Transformers
Accepts 18 AWG Leads
Solid or Stranded w/Brass Alloy Contact
7/8" H x 5/8" W
660W-600V



80-1944
T5 Lampholder - Slide-On
Rotary Locking
Rapid Start Applications
1 1/8" H x 7/8" W x 5/8" Dia.
120W-600V



80-1251
T5 Lampholder
w/8" AWM B/W Solid Leads for
Retro Fit and Replacement
Tall Right Angle Bracket
1 1/4" H x 5/8" W x 3/8" Dia.
660W-600V



90-1928
T5 Lampholder
Tall Version G5
Rotary Locking
Non-Shunted
1 1/2" H x 7/8" W x 5/8" Dia.
120W-600V

T8 to T5 Adapter - G5 Base Bi-Pin Fluorescent Lampholder



80-2168
EXL - Long Version
Converts T8 to T5
w/Positive Lock
1 3/8" H x 1" W x 1 1/2" Dia.
120W-600V



80-2169
EXS - Short Version
Converts T8 to T5
w/Positive Lock
1 1/4" H x 1" W x 1 1/4" Dia.
120W-600V



80-2166 - SNP - Short
T5-High Output
Less Locator Pin
Shunted Positive Lock
1" H x 3/4" W x 5/8" Dia.
120W-600V



80-2167 - TNP - Tall
T5-High Output
Less Locator Pin
Shunted Positive Lock
1 1/2" H x 3/4" W x 5/8" Dia.
120W-600V



Fluorescent Lampholders Medium & Tall Profile

Medium Profile - T8 & T12



80-1252
Shunted for Instant Start Ballast Applications

80-1253
Rapid Start Applications
1 1/2" H x 1 1/4" W x 3/4" Dia.
660W-600V



80-1254
Rapid Start Applications
Slide-On Mounting, 20 Gauge Slots Upper & Lower

80-2127 w/Nut & Screw
80-1255, 80-1256
Shunted for Instant Start Ballast Applications
Slide-On Mounting, 20 Gauge Slots Upper & 18 Gauge Lower
1 5/8" H x 1 1/4" W x 3/4" Dia.
660W-600V



80-1245
Shunted for Instant Start Ballast Applications

80-1246
Rapid Start Applications, Tall Rotary Locking T8/T12
Used in Troffer and Wrap Fixtures for
Retro Fit Kits/Replacements Snap Wing Mounting
1 3/4" H x 1 1/8" W x 7/8" Dia.
Made from Urea 660W-600V



80-1257
Rapid Start Applications

80-1258
Shunted for Instant Start Ballast Applications
1 9/16" H x 1 1/4" W x 3/4" Dia.
660W-600V



80-1247
Tall Standard Twist-In Used in Strip Fixtures for
Rapid Start Applications, Slide-On Mounting
20 Gauge Slots Upper & Lower
2" H x 1 1/4" W x 3/4" Dia.
Made from Urea 660W-600V



80-1248
Tall Standard Twist-In Externally Shunted Used in Strip Fixtures for
Instant Start Ballasts, Slide-On Mounting
20 Gauge Slots Upper & 18 Gauge Lower
2" H x 1 1/4" W x 3/4" Dia.
Made from Urea 660W-600V

Instant - Shunted
Rapid - Not Shunted

Fluorescent Lampholders



Snap-In Quickwire Fluorescent Lampholders F / R 17D Base T8 / T12 Lamps

Slimline FA Base



80-2026 Plunger
Quickwire Terminals
For 18AWG Standard
or No. 18-16 Solid
660W-600V



80-2027 Fixed
Quickwire Terminals
For 18AWG Standard
or No. 18-16 Solid
660W-600V



80-2028 Plunger
Quickwire Terminals
For 18AWG Standard
or No. 18-16 Solid
660W-600V



80-2029 Fixed
Quickwire Terminals
For 18AWG Standard
or No. 18-16 Solid
660W-600V

Recessed Contact Lampholders R75 / RX75 Base



80-2364 Front
Flange Mounting
For Tungsten-Halogen
Double Ended Metal Halide &
High Pressure Sodium Lamps
18" SF-1 200" Wire
1500W-600V



80-2365 Rear
Flange Mounting
For Tungsten-Halogen
Double Ended Metal Halide &
High Pressure Sodium Lamps
18" SF-1 200" Wire
1500W-600V

Medium Bi-Pin Lampholder Pedestal Type - G13 Base



80-2311 Plunger
Slide-On Shallow Base
For T8 & T12 Lamps
Accepts No. 18-16AWG
Solid Wire
Strip Wire 3/8" or 5/8"
Quickwire Terminals
1 3/4" H x 1 1/2" W x 1 1/4" Dia.
660W-600V



80-2312 Fixed
Slide-On Shallow Base
For T8 & T12 Lamps
Accepts No. 18-16AWG
Solid Wire
Strip Wire 3/8" or 5/8"
Quickwire Terminals
1 3/4" H x 1 1/2" W x 1 1/4" Dia.
660W-600V

Bi-Pin Lampholders



80-2025
Medium - T8 / T12 Lamps
Screw Terminals - G13 Base
w/Screw & Nut
For Flush or Surface
2 1/2" H x 1 1/2" W x 3/4" Dia.
660W-600V



80-2022
Tall - T8 / T12 Lamps
Turn-Type - G13 Base
w/Screw & Nut
Quickwire No. 18GA
Designed For Electronic Ballasts
2 1/4" H x 1 1/4" W x 3/4" Dia.
660W-600V



80-2494
Medium - "U" Shape Lamps
Slide-On Self Aligning
For T8 / T12 Lamps
w/12" No. 18GA 105" Wire
1" H x 1" W x 1/2" Dia.
660W-600V



80-1937
Medium - Straight-In
For 20GA Panel
Slide-On - G13 Base
Quick Connect No. 18GA
Non-Shunted
1 3/8" H x 1 1/8" W x 3/4" Dia.
660W-600V



Fluorescent Lampholders

Low Profile Long Twin Tube Lampholders

2G11 Lampholders



80-1600
Horizontal Snap-In Mounting
Multiple Bottom Push-In Wiring Ports
Metal-Spring Lamp Retainer Clip
1 5/8" H x 1 7/8" W x 7/8" Dia.
660W-600V



80-1601
Shunted Horizontal Snap-In Mounting
for Electronic Ballasts
Bottom Push-In Wiring
1 5/8" H x 1 7/8" W x 7/8" Dia.
660W-600V



80-1602
Shunted Vertical Snap-In Mounting for
Electronic Ballasts, Side Push-In Wiring
Wireways Allow Routing on Top
or Bottom of Mounting Panel
2" H x 1 1/4" W x 7/8" Dia.
660W-600V

2GX7 Lampholder



80-2350
Horizontal Screw Mount
w/Two Holes
1 1/8" H x 1 5/8" W x 1 3/4" Dia.

2G11 Lamp Support Clips



80-1603
Clear Vertical Clip
UV Stable Polycarbonate
Panel Thickness
.023 - .039 (0.58-0.99) Max.
1 5/8" H x 7/8" W x 3/8" Dia.



80-1604
Clear Horizontal Clip
UV Stable Polycarbonate
Panel Thickness
.023 - .039 (0.58-0.99) Max.
1 1/4" H x 1 5/8" W x 3/8" Dia.

4-Pin Long Twin Tube Lampholder & Clips



80-1605
4-Pin Long Twin Tube Lampholder
Molded White Thermosetting Urea
Copper Alloy, Double-Edge Contacts
Push-In Wiring
Accepts 18 AWG Leads - Solid, Solder
Dipped or Twisted, Tinned & Fused
1 7/8" H x 2 1/8" W x 7/8" Dia.
660W-600V



80-1606
Clear Plastic Horizontal Clip
Panel Thickness
.023 - .039 (0.58-0.99) Max.
1 1/4" H x 1 5/8" W x 1/2" Dia.



80-2119
Stainless Steel Clip
for Lamp Support

T-8 Clip




90-935
Circline Fluorescent
Clip

Fluorescent Lampholders


Socket—2-Pin Lamps Rated 75W-600V




Socket – 2-Pin Lamps




90-1540
Horizontal Snap-In
G23-G23-2 Base
For: CF5, 7, 9DS and CF9DD




90-1541
Horizontal Screw Down
G23-G23-2 Base
For: CF5, 7, 9DS and CF9DD



90-1542
Vertical Screw Down
G23-G23-2 Base
For: CF5, 7, 9DS and CF9DD




90-1543
Horizontal Snap-In
GX23 & GX23-2 Base
For: CF13DS and CF13DD




90-1544
Horizontal Screw Down
GX23 & GX23-2 Base
For: CF13DS and CF13DD



90-1545
Vertical Screw Down
GX23 & GX23-2 Base
For: CF13DS and CF13DD



90-1547
18W Vertical Screw Down
G24D-2 & GX24D-2 Base
For: CF18DD and CF18DT



90-1548
26W Vertical Screw Down
G24D-3 & GX24D-3 Base
For: CF26DD and CF26DT



80-1506
13W 2-Pin Lampholder w/Uno Thread & Ring
Height: 1 1/2" Push-In Terminals—Solid Wire
w/U-Channel 1/8 IP Hickey, GX23 Twin,
GX23-2 Quad
75W-600V



80-1227
13W Bright Gilt Socket
w/Fluorescent GX23 & GX23-2
2-Pin Lampholder, Height: 2"
75W-600V



80-1228
13W Bright Gilt Socket
w/Fluorescent G24q & G24q-1
4-Pin Lampholder, Height: 1 1/4"
75W-600V




Fluorescent Lampholders

Socket—4-Pin Lamps Rated 75W-600V

Vertical Mount Socket — 4-Pin Lamps




90-1786
26W-32W-42W - 4-Pin
G24Q-3 & GX24Q-4 Base
Bottom Screw Down
Vertical Mount



80-2237
57W- 4-Pin
GX24Q-5 Base
Bottom Screw Down
Vertical Mount



80-2321
70W- 4-Pin
GX24Q-6 Base
Bottom Screw Down
Vertical Mount



90-1549
13W 4-Pin Bottom Screw Down
G24Q-1 & GX24Q-1 Base
For: CF13DD/E & CF13DT/E
Vertical Mount



90-1550
18W 4-Pin Bottom Screw Down
G24Q-2 & GX24Q-2 Base
For: CF18DD/E & CF18DT/E
Vertical Mount



90-1551
26-32W 4-Pin Bottom Screw Down
G24Q-3 & GX24Q-3 Base
For: CF26DD/E & CF26DT/E
Vertical Mount



90-2498
42W 4-Pin Bottom Screw Down
G24Q-4 & GX24Q-4 Base
For: CF42DD/E & CF42DT/E
Vertical Mount

Horizontal Mount Socket - 4-Pin Lamps




80-2106
13W 4-Pin Bottom Screw Down
G24Q-1 & GX24Q-1 Base
For: CF13DD/E & CF13DT/E
Horizontal Mount



80-2107
18W 4-Pin Bottom Screw Down
G24Q-2 & GX24Q-2 Base
For: CF18DD/E & CF18DT/E
Horizontal Mount



80-2108
26-32W 4-Pin Bottom Screw Down
G24Q-3 & GX24Q-3 Base
For: CF26DD/E & CF26DT/E
Horizontal Mount



80-2109
42W 4-Pin Bottom Screw Down
G24Q-4 & GX24Q-4 Base
For: CF42DD/E & CF42DT/E
Horizontal Mount

2-Pin CFL



4-Pin CFL



SOCKETS & LAMPHOLDERS

SOCKETS & LAMP HOLDERS

Electronic Socket & Ballasts

2 Step Safety Design GU24—4-Pin CFL - 120V/277V



Electronic Self-Ballasted CFL Lampholders - Less Caps - 1 Yr. Warranty (Replacement Only)



Smooth Phenolic
80-1846 120V, 60Hz, 0.15A
80-1852 277V, 60Hz, 0.15A
 13W G24q-1 & GX24q-1
 2" H x 1 1/2" W



Smooth Phenolic
80-1847 120V, 60Hz, 0.20A
80-1853 277V, 60Hz, 0.20A
 18W G24q-2 & GX24q-2
 2" H x 1 1/2" W



Smooth Phenolic
80-1848 120V, 60Hz, 0.30A
80-1854 277V, 60Hz, 0.30A
 26W G24q-3 & GX24q-3
 2" H x 1 1/2" W



Phenolic w/Uno Ring
80-1849 120V, 60Hz, 0.15A
80-1855 277V, 60Hz, 0.15A
 13W G24q-1 & GX24q-1
 2" H x 1 1/2" W



Phenolic w/Uno Ring
80-1850 120V, 60Hz, 0.20A
80-1856 277V, 60Hz, 0.20A
 18W G24q-2 & GX24q-2
 2" H x 1 1/2" W



Phenolic w/Uno Ring
80-1851 120V, 60Hz, 0.30A
80-1857 277V, 60Hz, 0.30A
 26W G24q-3 & GX24q-3
 2" H x 1 1/2" W

NOTE: Maximum 6 Ballasts to a Circuit / Switch. Not for use with Dimmers.

2 Step Safety Design GU24 Socket Instructions

STEP 1:

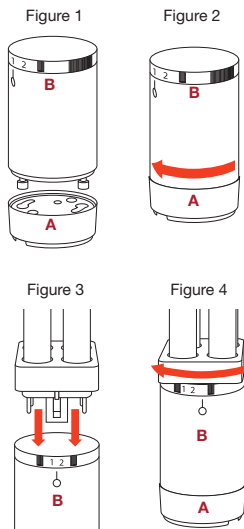
Insert the pins on the ballast housing (B) into the cap (A) of the GU24 lampholder & turn cap to the left to lock (Figures 1 & 2).

STEP 2:

Set the locking device on the ballast housing (B) to position "1" and install the bulb. Twist the bulb and locking device on the ballast housing (B) to position "2" to lock (Figures 3 & 4).

RE-LAMPING:

Twist the bulb and locking device on the ballast housing (B) to position "1" to remove & re-install the bulb. Twist the bulb and locking device on the ballast housing (B) to position "2" to lock.



Smooth

STEP 1:

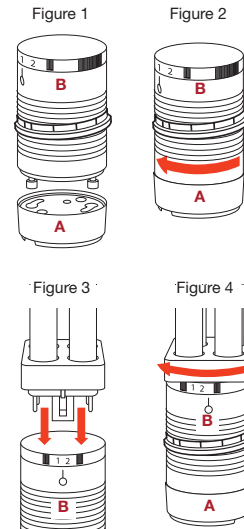
Insert the pins on the ballast housing (B) into the cap (A) of the GU24 lampholder & turn cap to the left to lock (Figures 1 & 2).

STEP 2:

Set the locking device on the ballast housing (B) to position "1" and install the bulb. Twist the bulb and locking device on the ballast housing (B) to position "2" to lock (Figures 3 & 4).

RE-LAMPING:

Twist the bulb and locking device on the ballast housing (B) to position "1" to remove & re-install the bulb. Twist the bulb and locking device on the ballast housing (B) to position "2" to lock.



Threaded



Electronic Socket Caps

2 Step Safety Design GU24—4-Pin Ballast & Socket Combinations

Also For GU24 Self Ballasted Lamps 120V-277V



80-1858 24" 18 AWM 105° Leads
80-1934 w/Quick Wire Terminals
U-Channel 1/8 IP Hickey
Height: 1 1/8"



80-1859 24" 18 AWM 105° Leads
80-1935 w/Quick Wire Terminals
1/8 IP Bushing
Height: 3/4"



80-1860 24" 18 AWM 105° Leads
80-2005 13" 18 AWM 105° Leads &
13" Ground Wire
Snap Bracket, Height: 3/4"



80-1861
L-Bracket
24" 18 AWM 105° Leads
Height: 3/4"



80-1862 24" 18 AWM 105° Leads
80-1953 w/Quick Wire Terminals
with 1/8 IP Bushing
Side Mount Bracket
Height: 3/4"



80-1863
Double Snap Bracket
24" 18 AWM 105° Leads
Height: 3/4"

CFL Self-Ballast GU24 Lamps



T2 Mini Spiral
S8201 9W-2700K
S8202 11W-2700K
S8203 13W-2700K
S8208 13W-4100K
S8226 13W-3500K



T3 Mini Spiral
S8204 15W-2700K
S8205 18W-2700K
S8206 23W-2700K
S8207 26W-2700K



T2 Squat Spiral
S8227 13W-2700K
S8228 18W-2700K

GU24 Socket Reducer



80-1888 Locking Function - White
90-2434 Removable Grip Function - White
Medium to GU24 Reducer
660W-600V

GU24 Socket Ring



80-1955
Uno Ring
1 9/16" Inner Diameter
1 15/16" Outer Diameter

GU24 Extender



80-2511
GU24 to GU24 - White
Extender
Height: 5/8"
660W-600V

See Satco Lamp Specification Guide, For All Satco Lamps SA1039



SOCKETS & LAMP HOLDERS

Electronic Socket & Ballasts

Push Tab Lock GU24—4-Pin CFL 120V-277V



Electronic Self-Ballasted CFL Lampholders - Less Caps - 1 Yr. Warranty (Replacement Only)



Smooth Phenolic
80-1710 120V, 60Hz, 0.17A
80-2073 277V, 60Hz, 0.17A
 13W G24q-1 & GX24q-1
 Height: 2" x 1 1/2" W



Smooth Phenolic
80-1712 120V, 60Hz, 0.23A
80-2075 277V, 60Hz, 0.23A
 18W G24q-2 & GX24q-2
 Height: 2" x 1 1/2" W



Smooth Phenolic
80-1949 120V, 60Hz, 0.34A
80-2077 277V, 60Hz, 0.34A
 26W G24q-3 & GX24q-3
 Height: 2" x 1 1/2" W



Phenolic w/Uno Ring
80-1711 120V, 60Hz, 0.17A
80-2074 277V, 60Hz, 0.17A
 13W G24q-1 & GX24q-1
 Height: 2" x 1 1/2" W



Phenolic w/Uno Ring
80-1713 120V, 60Hz, 0.23A
80-2076 277V, 60Hz, 0.23A
 18W G24q-2 & GX24q-2
 Height: 2" x 1 1/2" W



Phenolic w/Uno Ring
80-1950 120V, 60Hz, 0.34A
80-2078 277V, 60Hz, 0.34A
 26W G24q-3 & GX24q-3
 Height: 2" x 1 1/2" W



Phenolic w/Uno Ring
80-1869 120V, 60Hz, 0.34A
 26W G24q-3 & GX24q-3
 Height: 2 1/2" x 2 1/8" W



Phenolic w/Uno Ring
80-1891 120V, 60Hz, 0.34A
 32W G24q-3 & GX24q-3
 Height: 2 1/2" x 2 1/8" W



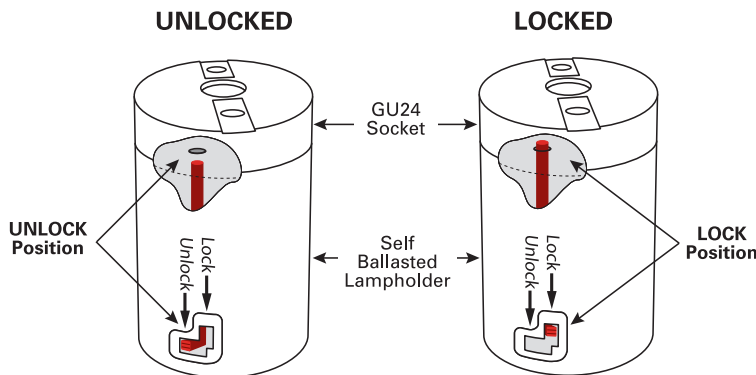
Phenolic
80-2104 120V, 60Hz, 0.34A
 42W G24q-4 & GX24q-4
 Height: 2 3/4" x 2 1/2" W

NOTE: Maximum 6 Ballasts to a Circuit/Switch. Not for use with Dimmers.

Tab Locking GU24 Socket (pat. pending)

Features:

- These are Self-Ballasted Lampholders, with electronic ballasts built in for CFL's.
- For use in dry, damp and wet locations.
- Withstand dielectric voltage test (Hi-Pot) at 1250V for one minute.
- Instant start.
- Power Factor (PF) >50%.
- Ambient temperature: -20°C ~ 50°C.
- Automatically protected from:
 - Poor contact between lamp & lampholder
 - Air leakage into bulb
 - Damaged bulb
- A quick-blow fuse is integrated into the lampholder to protect against power surges and the lampholder would have to be replaced when the fuse is blown.



A. With finger move Red Tab to UNLOCK position and twist the GU24 socket to detach the lampholder.

B. With finger move Red Tab to LOCK position to automatically lock the lampholder to the GU24 socket.



Electronic Socket Caps CFL Self Ballast—GU24

Also For 4-Pin Ballasts & Socket Combinations 120V-277V



80-1715
1/8 IP Bushing
24" 18 AWM 105° Leads
Height: 1/2"



80-1720
Side Mount 1/8 IP Hickey
24" 18 AWM 105° Leads
Height: 1/2"



80-1714 24" 18 AWM 105° Leads
80-2594 60" 18 AWM 105° Leads
U-Channel 1/8 IP Hickey,
Height: 1-1/4"



80-1716
w/Ring U-Channel
1/8 IP Hickey
24" 18 AWM 105° Leads
80-1890
60" AWM Leads
Height: 2"



80-1717
w/Ring, U-Channel 1/8 IP Hickey
Screw Terminals
Height: 1 3/4"



80-1721
w/Ring U-Channel 1/8 IP Hickey,
24" 18 AWM 105° Leads
w/24" Ground Wire Attached PTH
Height: 2"

CFL Self-Ballast GU24 Lamps



T2 Mini Spiral
S8201 9W-2700K
S8202 11W-2700K
S8203 13W-2700K
S8208 13W-4100K
S8226 13W-3500K



T3 Mini Spiral
S8204 15W-2700K
S8205 18W-2700K
S8206 23W-2700K
S8207 26W-2700K



T2 Squat Spiral
S8227 13W-2700K
S8228 18W-2700K

GU24 Socket Reducer




80-1888 Locking Function - White
90-2434 Removable Grip Function - White
Medium to GU24 Reducer
660W-600V

GU24 Socket Uno-Ring



80-2105
Uno Ring
1 9/16" Inner Diameter
1 15/16" Outer Diameter

GU24 Twin Socket Cluster



80-2490
2 Light GU24
Socket w/Hickey
12" 18AWM 105° B/W Wire, 1/2" Nipple
Height: 2 3/4"
660W-250V

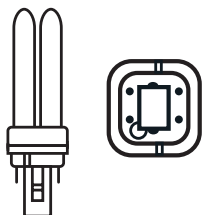
See Satco Lamp Specification Guide, For All Satco Lamps SA1039



SOCKETS & LAMP HOLDERS

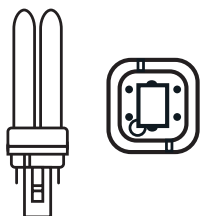
Compact Fluorescent Lamps

Quad Tube 4-Pin For Electronic & Dimming Ballasts



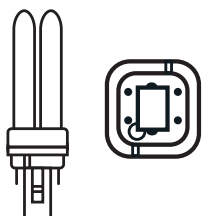
T4 Bulb 13W G24q-1 Base

Cat No.	Lamp Code	CCT (K)	CRI	Hours	Lumens	M.O.L.	Packing	Master
S8329	CFD13W/4P/827/ENV	2700	82	10,000	900	5.2"	Hang Box	50
S8330	CFD13W/4P/830/ENV	3000	82	10,000	900	5.2"	Hang Box	50
S8331	CFD13W/4P/835/ENV	3500	82	10,000	900	5.2"	Hang Box	50
S8332	CFD13W/4P/841/ENV	4100	82	10,000	900	5.2"	Hang Box	50



T4 Bulb 18W G24q-2 Base

Cat No.	Lamp Code	CCT (K)	CRI	Hours	Lumens	M.O.L.	Packing	Master
S8333	CFD18W/4P/827/ENV	2700	82	10,000	1250	5.8"	Hang Box	50
S8334	CFD18W/4P/830/ENV	3000	82	10,000	1250	5.8"	Hang Box	50
S8335	CFD18W/4P/835/ENV	3500	82	10,000	1250	5.8"	Hang Box	50
S8336	CFD18W/4P/841/ENV	4100	82	10,000	1250	5.8"	Hang Box	50



T4 Bulb 26W G24q-3 Base

Cat No.	Lamp Code	CCT (K)	CRI	Hours	Lumens	M.O.L.	Packing	Master
S8337	CFD26W/4P/827/ENV	2700	82	10,000	1825	6.5"	Hang Box	50
S8338	CFD26W/4P/830/ENV	3000	82	10,000	1825	6.5"	Hang Box	50
S8339	CFD26W/4P/835/ENV	3500	82	10,000	1825	6.5"	Hang Box	50
S8340	CFD26W/4P/841/ENV	4100	82	10,000	1825	6.5"	Hang Box	50

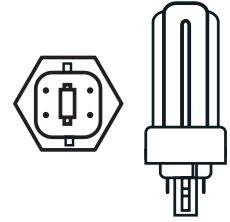


NOTE: These 4-Pin CF lamps have an internal end-of-life mechanism (EOL) that shuts down the lamp preventing abnormal end-of-life failure modes. This lamp was designed for use with high frequency ballasts that do not have their own end-of-life (lamp) sensing circuits, but it is also compatible with high frequency ballasts that have their own end-of-life (lamp) sensing circuits.

Compact Fluorescent Lamps

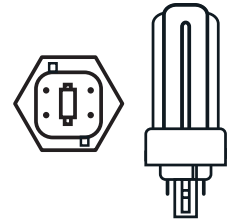
Quad Tube 4-Pin For Electronic & Dimming Ballasts

Cat No.	Lamp Code	CCT (K)	CRI	Hours	Lumens	M.O.L.	Packing	Master
S8396	CFT13W/4P/830/ENV	3000	82	10,000	900	4.2"	Hang Box	50
S8397	CFT13W/4P/835/ENV	3500	82	10,000	900	4.2"	Hang Box	50
S8398	CFT13W/4P/841/ENV	4100	82	10,000	900	4.2"	Hang Box	50



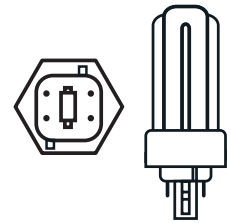
T4 Bulb 13W GX24q-1 Base

Cat No.	Lamp Code	CCT (K)	CRI	Hours	Lumens	M.O.L.	Packing	Master
S8341	CFT18W/4P/827/ENV	2700	82	10,000	1200	4.4"	Hang Box	50
S8342	CFT18W/4P/830/ENV	3000	82	10,000	1200	4.4"	Hang Box	50
S8343	CFT18W/4P/835/ENV	3500	82	10,000	1200	4.4"	Hang Box	50
S8344	CFT18W/4P/841/ENV	4100	82	10,000	1200	4.4"	Hang Box	50



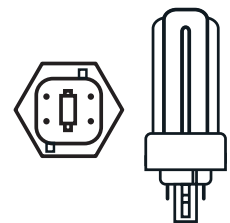
T4 Bulb 18W GX24q-2 Base

Cat No.	Lamp Code	CCT (K)	CRI	Hours	Lumens	M.O.L.	Packing	Master
S8345	CFT26W/4P/827/ENV	2700	82	10,000	1800	5"	Hang Box	50
S8346	CFT26W/4P/830/ENV	3000	82	10,000	1800	5"	Hang Box	50
S8347	CFT26W/4P/835/ENV	3500	82	10,000	1800	5"	Hang Box	50
S8348	CFT26W/4P/841/ENV	4100	82	10,000	1800	5"	Hang Box	50



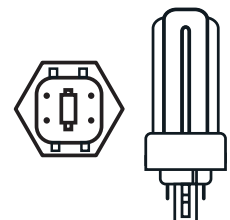
T4 Bulb 26W GX24q-3 Base

Cat No.	Lamp Code	CCT (K)	CRI	Hours	Lumens	M.O.L.	Packing	Master
S8349	CFT32W/4P/827/ENV	2700	82	10,000	2400	5.6"	Hang Box	50
S8350	CFT32W/4P/830/ENV	3000	82	10,000	2400	5.6"	Hang Box	50
S8351	CFT32W/4P/835/ENV	3500	82	10,000	2400	5.6"	Hang Box	50
S8352	CFT32W/4P/841/ENV	4100	82	10,000	2400	5.6"	Hang Box	50



T4 Bulb 32W GX24q-3 Base

Cat No.	Lamp Code	CCT (K)	CRI	Hours	Lumens	M.O.L.	Packing	Master
S8353	CFT42W/4P/827/ENV	2700	82	10,000	3200	6.5"	Hang Box	50
S8354	CFT42W/4P/830/ENV	3000	82	10,000	3200	6.5"	Hang Box	50
S8355	CFT42W/4P/835/ENV	3500	82	10,000	3200	6.5"	Hang Box	50
S8356	CFT42W/4P/841/ENV	4100	82	10,000	3200	6.5"	Hang Box	50



T4 Bulb 42W GX24q-4 Base

Fluorescent Receptacles

Pre-Wired Ceiling Receptacles GU24—Self Ballasted Lamp 660W-600V



GU24 Fluorescent Phenolic & Porcelain Receptacles with Leads

Phenolic



90-2469
Keyless White Phenolic
GU24 Ceiling Receptacle
6" AWM B/W Leads 105°C
4 1/2" Dia.
660W-600V



90-2470
White Phenolic GU24
On-Off Pull-Chain Ceiling Receptacle
6" AWM B/W Leads 105°C
4 1/2" Dia.
75W-250V



90-2484
White Phenolic GU24 On-Off Pull-Chain
Ceiling Receptacle w/Grounded Outlet
6" AWM B/W Leads 105°C
4 1/2" Dia.
75W-125V



Porcelain



90-2580
Keyless White Porcelain
GU24 Ceiling Receptacle
6" AWM B/W Leads 105°
4 3/8" Dia.
660W-600V



90-2582
Pull Chain White Porcelain
GU24 On-Off Pull-Chain
Ceiling Receptacle
6" AWM B/W Lead
4 3/8" Dia.
660W-250V

CFL Self-Ballast GU24 Lamps



T2 Mini Spiral
S8201 9W-2700K
S8202 11W-2700K
S8203 13W-2700K
S8208 13W-4000K
S8226 13W-3500K



T3 Mini Spiral
S8204 15W-2700K
S8205 18W-2700K
S8206 23W-2700K
S8207 26W-2700K



T2 Squat Spiral
S8227 13W-2700K
S8228 18W-2700K

See Satco Lamp Specification Guide, Number SA1039



Fluorescent Receptacles

Ceiling Receptacles GU24—Self Ballasted Lamp

GU24 Fluorescent Phenolic & Porcelain Receptacles with Screw Terminals

Phenolic



90-2467 - 4 Terminal
Keyless White Phenolic
GU24 Ceiling Receptacle
Screw Terminals
4 1/2" Dia.
660W-600V



90-2468 - 4 Terminal
White Phenolic GU24
On-Off Pull-Chain
Ceiling Receptacle
Screw Terminals
4 1/2" Dia.
75W-250V



90-2483 - 2 Terminal
White Phenolic GU24 On-Off
Pull-Chain Ceiling Receptacle
w/Grounded Outlet
Screw Terminals
4 1/2" Dia.
75W-125V

Porcelain



90-2579 - 4 Terminal
Keyless White Porcelain
GU24 Ceiling Receptacle
Screw Terminals
4 3/8" Dia.
660W-600V



**GU24
BASE**

90-2581 - 4 Terminal
White Porcelain GU24
On-Off Pull-Chain Ceiling
Receptacle Screw Terminals
4 3/8" Dia.
660W-250V

Fluorescent Receptacles

Ceiling Receptacles GU24 w/Lexan Lens—For Self Ballasted Lamp



**GU24 Fluorescent Pull-Chain Fixture & Lens (2 Piece Set) for Self-Ballasted Lamps
For 15W CFL—Maximum - 120V**



90-2499 - 4 Terminal
GU24 Pull-Chain Ceiling Receptacle w/Lens
2 Knockouts 5.5" White Lens
2 Piece Set
6 3/4" H x 4 1/2" Dia.



90-2499
(Shown Unassembled)

**GU24 Fluorescent Keyless Receptacle & Lens (Sold Separately) for Self-Ballasted Lamps
For 15W CFL—Maximum - 120V**



(Base Only)
90-2467 - 4 Terminal
GU24 Keyless Ceiling Receptacle
Screw Terminals
Base Only
1 3/4" H x 4 1/2" Dia.



(Lens Only)
90-2513
6.2" White Lexan Lens for
GU24 Keyless Ceiling Receptacle
Lens Only



90-2467/90-2513
(Shown Assembled)



Fluorescent Fixtures GU24 Ceiling Fixtures w/Lexan Lens

GU24 Fluorescent Pull Chain Fixture, Lens & Lamp (Short Size) 3 Piece Set - 120V



S8227 13W-2700K
S8228 18W-2700K
T2 Squat Spiral

90-2616 13W 2700K
90-2632 18W 2700K
GU24 Pull Chain Short Size
w/Lexan Lens & Lamp
w/ 9" 18AWM 105° B/W Leads
4 1/4" H x 4 3/4" Dia.

GU24 Fluorescent Keyless Fixture, Lens & Lamp (Short Size) 3 Piece Set - 120V




S8227 13W-2700K
S8228 18W-2700K
T2 Squat Spiral

90-2615 13W 2700K
90-2631 18W 2700K
GU24 Keyless Short Size
w/Lexan Lens & Lamp
w/ 9" 18AWM 105° B/W Leads
4 1/4" H x 4 3/4" Dia.

SOCKETS & LAMPHOLDERS

LED Capabilities

LED Lamps Listed By Type



360° Omni A19 Med. 360° Omni A19 GU24 300° Omni A19 Med. 300° Omni A19 GU24 A19 Med. A19 GU24

KolourOne A19 360° Omni-Directional Lamps



Watts	Bulb Type	Base	Satco Prod. #	Incand. Equiv.	Lamp Code	Volts	Lamp Color	Color Kelvin Temp.	CRI	Avg. Rated Hours	Initial Lumens	Beam Spread Degree	M.O.L. (inches)	M.O.D. (inches)	Master/Inr. Ctn.
10.5	A19	Med.	S9037*	60W	10.5A19/OMNI/LED/27K	120	White	2700	84	25000	810	360°	4 1/2	2 3/8	24/6
10.5	A19	Med.	S9038*	60W	10.5A19/OMNI/LED/35K	120	White	3500	83	25000	830	360°	4 1/2	2 3/8	24/6
10.5	A19	Med.	S9039	60W	10.5A19/OMNI/LED/50K	120	White	5000	83	25000	870	360°	4 1/2	2 3/8	24/6
11	A19	GU24	S9070*	60W	11A19/OMNI/LED/27K/GU24	120	White	2700	85	25000	809	360°	4 1/2	2 3/8	24/6


Dimension™ Fixture Modules

Warm Tone Dimming

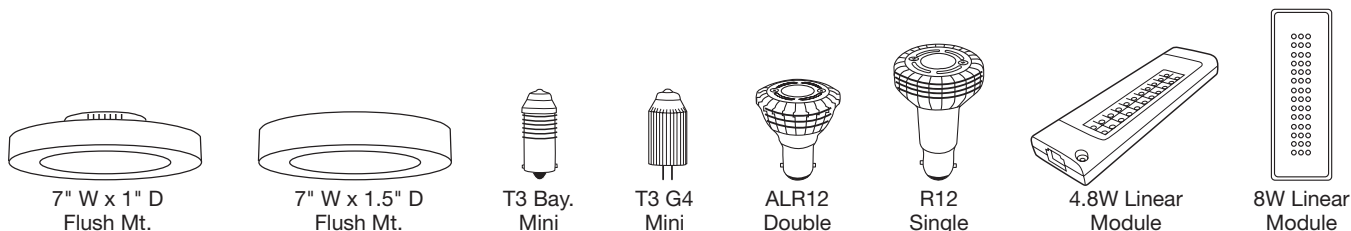


Applications / Features

- Self-contained
- Integrated power supply
- Long life
- Dimmable



Specialty Fixture Modules



Specialty Carded Lamps

Non-Dimmable


Applications / Features

- Sign lamps
- Indicator
- Nightlights
- Decorative lamps
- Wet location



Ballasts

Fluorescent ballasts 99-101
 HID ballasts 102-104





A necessary function.

In a fluorescent lighting system, the ballast regulates the current to the lamps and provides a sufficient voltage to start them.

Reliable, steady power.

Types of ballasts.

Ballasts consume electricity while providing the necessary circuit conditions; voltage, current, and wave form, to start and operate fluorescent lamps. There are three types of ballasts for commercial applications: magnetic, hybrid, and electronic.

Modern ballast designs use advanced electronics to more precisely regulate the current flowing through the electrical circuit. Since they use a higher cycle rate, you don't generally notice a flicker or a humming noise coming from an electronic ballast. Different lamps require specialized ballasts designed to maintain the specific voltage and current levels needed for varying tube designs.



Fluorescent Ballasts

T8 Instant Start, Program Start, Universal Voltage Ballasts

Primary Lamp Type	No. of Lamps	Input Voltage	Satco Prod. No.	Ballast Code	NAED Code	Wiring Method	Master
F32T8	1	120/277	S5207	QTP1X32T8/UNIV/ISN/SC	49941	Leads	10
	2	120/277	S5208	QTP2X32T8/UNIV/ISN/SC	49943	Leads	10
	3	120/277	S5209	QTP3X32T8/UNIV/ISN/SC	49945	Leads	10
	4	120/277	S5210	QTP4X32T8/UNIV/ISN/SC	49947	Leads	10
F32T8	1	120/277	S5286	QHE1X32T8/UNV/PSN/TC	51397	Leads	10
	2	120/277	S5287	QHE2X32T8/UNV/PSN/TC	51408	Leads	10
	3	120/277	S5288	QHE3X32T8/UNV/PSN/TC	51413	Leads	10
	4	120/277	S5289	QHE4X32T8/UNV/PSN/TC	51418	Leads	10

- Listed for: FBO16, FO17, FBO24, FO25, FBO31, FO32, FO40 & SS Equivalents
- Can operate 1 lamp on 2 lamp ballast, 2 lamps on 3 lamp ballast, 3 lamps on 4 lamp ballast
- For 40T8 operation use 1 lamp on 2 lamp ballast, 2 lamps on 3 lamp ballast, 3 lamps on 4 lamp ballast

F96T8	1, 2	120/277	S5213	QTP2X59T8/UNIV/ISN/SC	49598	Leads	1
-------	------	---------	-------	-----------------------	-------	-------	---

- Listed for: FO96T8 & SS Equivalents
- Can operate 1 lamp on 2 lamp ballast

T12 Instant Start / Rapid Start Electronic Ballasts

Primary Lamp Type	No. of Lamps	Input Voltage	Satco Prod. No.	Ballast Code	NAED Code	Wiring Method	Master
F40T12	1 or 2	120/277	S5260	DB240MVRN BALLAST UNV	80205	Leads	20

- Listed for: F40T12, F30T12, F25T12 Lamp(s)

F96T12	1 or 2	120/277	S6697	DB296MVISN BALLAST UNV	80206	Leads	20
--------	--------	---------	-------	------------------------	-------	-------	----

- Listed for: F96T12, F72T12, F48T12 Lamp(s)

T12 T8 HO Instant Start / Rapid Start / Program Start

Primary Lamp Type	No. of Lamps	Input Voltage	Satco Prod. No.	Ballast Code	NAED Code	Wiring Method	Master
T12/RS/HO	1/2	120/277	Y50319	QTP2X96T12/HO/UNV/RS	50319	Leads	6
T8/PS/HO	1/2	120/277	Y50304	QHE2X86T8/HO/UNV/PSN/HT-B	50304	Leads	10
T8/IS/HO	1/2	120/277	LPT80237	DB-286HO-MV-TP-IS		Leads	10

T5 Programmed Start, Universal Voltage Ballasts

Primary Lamp Type	No. of Lamps	Input Voltage	Satco Prod. No.	Ballast Code	NAED Code	Wiring Method	Master
FP28T5	1	120/277	S5221	QTP1X28T5/UNIV/PSN/NL	49171	Wiretap Connections	20
	2	120/277	S5222	QTP2X28T5/UNIV/PSN/NL	49181	Wiretap Connections	20

- Listed for: FP14, FP21, FP28, FP35 Lamp(s)

FLUORESCENT BALLASTS

Fluorescent Ballasts

T5 HO Programmed Start, Universal Voltage Ballasts

Primary Lamp Type	No. of Lamps	Input Voltage	Satco Prod. No.	Ballast Code	NAED Code	Wiring Method	Master
FP24T5	2	120/277	S5215	QHE2X3924T5HO/UNV/NL	51479	Wiretap Connections	20
<ul style="list-style-type: none"> Listed for: FPC22T5, FPC24T5HO, FT24DL, CF24DF, FT36DL, FP39T5HO, FPC40T5 Lamp(s) 							
FP54T5	1	120/277	S5218	QTP1X54T5HO/UNV/PSN/NL	49121	Wiretap Connections	20
	2	120/277	S5219	QHE2X54T5HO/UNV/PSN/NL	51471	Wiretap Connections	20
<ul style="list-style-type: none"> Listed for: FP54T5/HO, FT55DL, FPC55 Lamp(s) 							
FP80T5	1	120/277	S5220	QTP1X80T5HO/UNV/PSN/NL	-	Wiretap Connections	20
<ul style="list-style-type: none"> Listed for: FP54T5/HO, FP80, FT80DL Lamp(s) 							

FT40DL Instant Start, Universal Voltage Ballasts

Primary Lamp Type	No. of Lamps	Input Voltage	Satco Prod. No.	Ballast Code	NAED Code	Wiring Method	Master
FT40	1	120/277	Y49428	QHE1X40DL/UNIV ISN-SC	49428	Leads	10
	2	120/277	Y49429	QHE2X40DL/UNIV ISN-SC	49429	Leads	10
	3	120/277	Y49430	QHE1X40DL/UNIV ISN-SC	49430	Leads	10
<ul style="list-style-type: none"> Listed for: FT40DL/28W/SS/IS 							

Circline Instant Start, Dedicated Voltage Ballasts

Primary Lamp Type	No. of Lamps	Input Voltage	Satco Prod. No.	Ballast Code	NAED Code	Wiring Method	Master
FC6, FC8	1	120	S5296	DB1S26RS120N W/SOCKET	80225	Leads & Sockets	60
FC12, 16, 30	1	120	S5297	DB1S40RS120N W/SOCKET	80226	Leads & Sockets	60
FC8 & FC 12	2	120	S5298	DB2S2232RS120N W/SOCKET	80227	Leads & Sockets	60
FC12 & FC16	2	120	S5299	DB2S2240RS120N W/SOCKET	80228	Leads & Sockets	60

Compact Fluorescent Programmed Start, Universal Voltage Ballasts

Primary Lamp Type	No. of Lamps	Input Voltage	Satco Prod. No.	Ballast Code	NAED Code	Wiring Method	Master
CF13	1/2	120/277	S5225	QTP1/2X13CF/UNV/DM	51818	Wiretap Connections	20
<ul style="list-style-type: none"> Listed for: 1 or 2 CF13DD/E or CF13DT/E Lamp(s) 							
CF18	1/2	120/277	S5226	QTP1/2X18CF/UNV/DM	51823	Wiretap Connections	20
<ul style="list-style-type: none"> Listed for: 1 or 2 CF18DD/E or CF18DT/E Lamp(s) 							
CF26	1/2	120/277	S5229	QTP1/2X26CF/UNV/Dual Entry	51833	Wiretap Connections	20
<ul style="list-style-type: none"> Listed for: 1 or 2 CF26DD/E or CF26DT/E Lamp(s) Also Listed for: 1 ea. CF32DT/E, CF42DT/E, F28/2D, F38/2D, FPC40T5, FT40DL Lamp Also Listed for: 2 ea. CF13DS/E, FT18DL/RS, CF18DF, F21/2D Lamps 							

Fluorescent Ballasts

Compact Fluorescent Programmed Start, Universal Voltage Ballasts (continued)

Primary Lamp Type	No. of Lamps	Input Voltage	Satco Prod. No.	Ballast Code	NAED Code	Wiring Method	Master
CF26 CF32, 42	1/2 1	120/277	S5233	QTP2X26CF/UNV DM PEM	51898	Wiretap Connections	16

- Listed for: 1 or 2 CF26DD/E or CF26DT/E Lamp(s)
- Also Listed for: 1 ea. CF32DT/E or CF42DT/E Lamp

CF26, 32, 42 CF57, 70	1/2 1	120/277	S5235	QTP2X26/32/42CF/UNV DM	51843	Wiretap Connections	20
--------------------------	----------	---------	--------------	------------------------	-------	---------------------	----

- Listed for: 1 or 2 CF26DD/E or CF26DT/E Lamp(s)
- Also Listed for: 1 ea. CF32DT/E or CF42DT/E Lamp

T12 (800mA) Electronic Sign Ballasts

Primary Lamp Type	No. of Lamps	Input Voltage	Satco Prod. No.	Ballast Code	Total Lamp Length	Master
T12/RS/HO	1-2	120/277	LPT80239	DB-0216-12-MV-TP	2 ft. - 16 ft.	1
	1-4	120/277	LPT80240	DB-1040-14-MV-TP	10 ft. - 40 ft.	1
	1-4	120/277	LPT80241	DB-0432-14-MV-TP	4 ft. - 32 ft.	1
	4-6	120/277	LPT80242	DB-0848-46-MV-TP	8 ft. - 48 ft.	1

- Listed for all T12 HO lamps 18" thru 96": F18T12, F24T12, F30T12, F42T12, F48T12/SS, F48T12, F60T12, F64T12, F72T12, F84T12, F96T12/SS, F96T12/CT, F96T12

T12 HO (800mA) Rapid Start Sign Ballasts

Primary Lamp Type	No. of Lamps	Input Voltage	Satco Prod. No.	Ballast Code	Total Lamp Length	Master
T12/RS/HO	1-2	120	S5290	MSB-12-0412-TP	4 ft. - 12 ft.	1
	2-4	120	S5291	MSB-24-0620-TP	6 ft. - 20 ft.	1
	2-4	120	S5292	MSB-24-1224-TP	12 ft. - 24 ft.	1
	2-4	120	S5293	MSB-24-2040-TP	20 ft. - 40 ft.	1
	4-6	120	S5294	MSB-46-1240-TP	12 ft. - 40 ft.	1
	4-6	120	S5295	MSB-46-2448-TP	24 ft. - 48 ft.	1

- Listed for all T12 HO lamps 18" thru 96": F18T12, F24T12, F30T12, F42T12, F48T12/SS, F48T12, F60T12, F64T12, F72T12, F84T12, F96T12/SS, F96T12/CT, F96T12

HID Ballasts

MH Magnetic Ballasts – Pulse Start (5 Tap is a SKU reducer)

Primary Lamp Type	Tap	Satco Prod. No.	Ballast Code	Circuit Type	ANSI Code	Start Method	Title 20	Master
50W PS	5	LPT83602	P50ML5AC3 PULSE MH50	CWA	M110	PULSE	N	1
70W PS	5	LPT88603	P70ML5AA3 PULSE MH70	HW-HPF	M98, M85	PULSE	N	1
100W PS	5	LPT88604	P100ML5AA3 PULSE MH100	HX-HPF	M90	PULSE	N	1
150W PS	5	LPT88605	P150ML5AA3 PULSE MH150	CWA	M102, M81	PULSE	N	1
250W PS	5	LPT88608	P250ML5AA4 PULSE MH250	CWA	M138, M153	PULSE	N	1
320W PS	5	LPT88609	P320ML5AA4 PULSE MH320	CWA	M132, M154	PULSE	N	1
350W PS	5	LPT86610	P350ML5AA4 PULSE MH350	CWA	M131	PULSE	N	1
400W PS	5	LPT88611	P400ML5AA4 PULSE MH400	CWA	M135, M155	PULSE	N	1
750W PS	5	LPT88613	P750ML5AA5 PULSE MH750	CWA	M149	PULSE	N	1
1000W PS	5	LPT84614	P1000ML5AB5 PULSE MH1000	CWA	M141	PULSE	N	1

175W PS	4	LPT85506	P175MLTEC4 PULSE MH175	CWA	M137, M152	PULSE	Y	1
200W PS	4	LPT85507	P200MLTEC4 PULSE MH200	CWA	M136	PULSE	Y	1
250W PS	4	LPT85508	P250MLTEC4 PULSE MH250	CWA	M138, M153	PULSE	Y	1
320W PS	4	LPT85509	P320MLTEC4 PULSE MH320	CWA	M132, M154	PULSE	Y	1
350W PS	4	LPT85510	P350MLTEC4 PULSE MH350	CWA	M131	PULSE	Y	1
400W PS	4	LPT85511	P400MLTEC4 PULSE MH400	CWA	M135, M155	PULSE	Y	1

70W PS	3	LPT83703	P70TRILC3 PULSE MH70	HX-HPF	M98, M85	PULSE	N	1
100W PS	3	LPT83704	P100TRILC3 PULSE MH100	HX-HPF	M90, M140	PULSE	N	1
150W PS	3	LPT83705	P150TRILC3 PULSE MH150	HX-HPF	M102, M142	PULSE	N	1
175W PS	3	LPT83706	P175TRILC3 PULSE MH175	CWA	M137, M152	PULSE	-	1
200W PS	3	LPT83707	P200TRIAC3 PULSE MH200	CWA	M136	PULSE	-	1
250W PS	3	LPT83708	P250TRIAC4 PULSE MH250	CWA	M138, M153	PULSE	-	1
320W PS	3	LPT83709	P320TRIAC4 PULSE MH320	CWA	M132, M154	PULSE	-	1
350W PS	3	LPT83710	P350TRIAC4 PULSE MH350	CWA	M131	PULSE	-	1
400W PS	3	LPT83711	P400TRIAC4 PULSE MH400	CWA	M135, M155	PULSE	-	1
750W PS	3	LPT83713	P750TRIAC5 PULSE MH750	CWA	M149	PULSE	-	1
1000W PS	3	LPT83714	P1000TRIAC5 PULSE MH1000	CWA	M141	PULSE	-	1

750W PS	480/120	LPT83413	P75048TAC5 PULSE MH750	CWA	M149	PULSE	N	1
---------	---------	----------	------------------------	-----	------	-------	---	---

HID Ballasts

MH Magnetic Ballasts – Probe Start (5 Tap is a SKU reducer)

Primary Lamp Type	Tap	Satco Prod. No.	Ballast Code	Circuit Type	ANSI Code	Start Method	Title 20	Master
MH175	5	LPT87606	M175ML5AA3 PROBE MH175	CWA	M57	PROBE	N	1
MH250	5	LPT87608	M250ML5AA4 PROBE MH250	CWA	M58	PROBE	N	1
MH400	5	LPT87611	M400ML5AA4 PROBE MH400	CWA	M59	PROBE	N	1
MH1000	5	LPT87614	M1000ML5AA5 PROBE MH1000	CWA	M47	PROBE	N	1
MH1500	5	LPT81615	M1500ML5AC5 PROBE MH1500	CWA	M48	PROBE	N	1
MH175	4	LPT81506	M175MLTAC3 PROBE MH175	CWA	M57	PROBE	N	1
MH400	4	LPT81511	M400MLTAC4 PROBE MH400	CWA	M59	PROBE	N	1
MH1000	4	LPT81514	M1000MLTAC5 PROBE MH1000	CWA	M47	PROBE	N	1
MH1500	4	LPT89515	M1500MLTAB5 PROBE MH1500	CWA	M48	PROBE	N	1
MH400	480/120	LPT81411	M40048TAC4 PROBE MH400	CWA	M59	PROBE	N	1
MH1000	480/120	LPT81414	M100048TAC5 PROBE MH1500	CWA	M47	PROBE	N	1
MH175	3	LPT81706	M174TRIAC3 PROBE MH175	CWA	M57	PROBE	N	1
MH250	3	LPT81708	M250TRIAC4 PROBE MH250	CWA	M58	PROBE	N	1
MH2400	3	LPT81711	M400TRIAC4 PROBE MH400	CWA	M59	PROBE	N	1
MH1000	3	LPT81714	M1000TRIAC5 PROBE MH1000	CWA	M47	PROBE	N	1

HPS Magnetic Ballasts – 5 & 4 Tap

Primary Lamp Type	Tap	Satco Prod. No.	Ballast Code	Circuit Type	ANSI Code	Start Method	Title 20	Master
250W HPS	5	LPT86608	S250ML5AA4 HP250	CWA	S50	-	N	1
400W HPS	5	LPT86611	S400ML5AA4 HPS400	CWA	S51	-	N	1
600W HPS	5	LPT86612	S600ML5AA4 HPS600	CWA	S106	-	N	1
1000W HPS	5	LPT86614	S1000ML5AA5 HPS1000	CWA	S52	-	N	1
50W HPS	4	LPT82502	S50MLTLC3 HPS50	HX-HPF	S68	-	N	1
70W HPS	4	LPT82503	S70MLTLC3 HPS70	HX-HPF	S62	-	N	1
100W HPS	4	LPT82504	S100MLTLC3 HPS100	HX-HPF	S54	-	N	1
150W HPS	4	LPT82505	S150MLTLC3 HPS150	HX-HPF	S55	-	N	1
200W HPS	4	LPT86507	S200MLTAA4 HPS200	CWA	S66	-	N	1

HID Ballasts

HPS Magnetic Ballasts – 3 Tap

Primary Lamp Type	Tap	Satco Prod. No.	Ballast Code	Circuit Type	ANSI Code	Input Voltage	Title 20	Master
50W HPS	3	LPT82702	S50TRILC3 HPS50	HX-HPF	S68	120/277/347	N	1
70W HPS	3	LPT82703	S70TRILC3 HPS70	HX-HPF	S62	120/277/347	N	1
100W HPS	3	LPT82704	S100TRILC3 HPS100	HX-HPF	S54	120/277/347	N	1
150W HPS	3	LPT82705	S150TRILC3 HPS150	HX-HPF	S55	120/277/347	N	1
250W HPS	3	LPT82708	S250TRIAC4 HPS250	CWA	S50	120/277/347	N	1
400W HPS	3	LPT82711	S400TRILC4 HPS400	CWA	S51	120/277/347	N	1
1000W HPS	3	LPT82714	S1000TRIAC5 HPS1000	CWA	S52	120/277/347	N	1

MH Electronic Ballasts – Ceramic Type

Primary Lamp Type	No. of Lamps	Input Voltage	Satco Prod. No.	Ballast Code	Mounting	L x W x H (inches)	Master
CDM20	1	120	S6789	HQEB/MH20/120LA1F 120V BUTTER STICK	FCAN	5 1/2 x 1 3/4 x 1 1/4	40
CDM35, 39	1	120	S6790	HQEB/MH39/120LA21 120V BUTTER STICK	FCAN	5 1/2 x 1 3/4 x 1 1/4	40
CDM50	1	120	S6791	HQEB/MH50/120LA1F 120V BUTTER STICK	FCAN	5 1/2 x 1 3/4 x 1 1/4	40
CDM20	1	120	S6792	HQEB/MH20/120LA2F 120V SQUARE	FCAN	3 1/2 x 3 x 1 1/4	40
CDM70	1	120	S6793	HQEB/MH39/102LA2F 120V SQUARE	FCAN	3 1/2 x 3 x 1 1/4	40
CDM100	1	120	S6794	HQEB/MH50/120LA2F 120V SQUARE	FCAN	3 1/2 x 3 x 1 1/4	40

CDM35, 39	1	UNV	S6795*	HQEB/MH35/123L2AF UNV RECTANGLE	JCAN	5 1/2 x 3 5/8 x 1 1/2	20
CDM70	1	UNV	S6796*	HQEB/MH70/123L2AF UNV RECTANGLE	JCAN	5 1/2 x 3 5/8 x 1 1/2	20
CDM100	1	UNV	S6797*	HQEB/MH100/123L2AF UNV RECTANGLE	JCAN	5 1/2 x 3 5/8 x 1 1/2	20
CDM35, 39	1	UNV	S6798	HQEB/MH35/123L1AF UNV RECTANGLE	FCAN	5 1/2 x 3 5/8 x 1 1/2	20
CDM70	1	UNV	S6799	HQEB/MH70/123L1AF UNV RECTANGLE	FCAN	5 1/2 x 3 5/8 x 1 1/2	20
CDM100	1	UNV	S6800	HQEB/MH100/123L1AF UNV RECTANGLE	FCAN	5 1/2 x 3 5/8 x 1 1/2	20
CDM150	1	UNV	S6801	HQEB/MH150/123L1AF UNV RECTANGLE	FCAN	6 1/2 x 3 5/8 x 1 1/2	20
CDM150	1	UNV	S6804*	HQEB/MH150/123L2AF UNV RECTANGLE	JCAN	6 1/2 x 3 5/8 x 1 1/2	20

* Bottom Feed Studs

Hydroponic/Horticulture Ballasts – Fan Cooled

Primary Lamp Type	Tap	Satco Prod. No.	Ballast Code	Dimming Options	L x W x H (inches)	Master
400W HPS MH	120-240V	S2791	400W DIMM 120/240V MH/HPS W/120V 8FT PLUG	150W/250W/400W	9 13/16 x 4 1/2 x 2 13/16	4
600W HPS MH	120-240V	S2792	600W DIMM 120/240V MH/HPS W/120V 8FT PLUG	250W/400W/600W	12 x 4 1/2 x 2 13/16	4
1000W HPS MH	120-240V	S2793	1000W DIMM 120/240V MH/HPS W/120V 8FT PLUG	600W/750W/1000W	14 7/16 x 4 1/2 x 2 13/16	4
CORD FOR 240V	240V	S2794	8FT 240V POWER CORD FOR S2791, S2792, S2793	-	-	1

NOTES – Taps Defined:


5 Tap: 120/208/240/277/480V 3 Tap: 120/208/347V
 4 Tap: 120/208/240/277V UNV: 120 – 277V



Switched (rotary, push, pull chain, toggle) 107-109
 Dimmer controls & switches..... 110-111
 Attachment plugs 112-114

Switches & Accessories

Line cord switches 115
 Rocker switches 116
 Photoelectric & touch switches..... 117-118
 Socket extenders, reducers & adapters..... 119-121
 Outlets (plug-in & add-on) 122





Rotary Switches


On-Off, 3 Way & Lighted Switches



80-1132 Brass Finish

On-Off Metal Rotary Switch, Metal Bushing, Single Circuit, Rated: 6A-125V, 3A-250V

Cat No.	Finish	Function	Bushing	Leads	Strip	Packed
80-1132	Brass	On-Off	3/8"	6"	3/4"	250
90-501	Brass	On-Off	3/8"	6"	3/4"	250
80-1133	Nickel	On-Off	3/8"	6"	3/4"	250
90-507	Nickel	On-Off	3/8"	6"	3/4"	250
80-1134	Brass	On-Off	5/8"	6"	3/4"	250
80-1135	Nickel	On-Off	5/8"	6"	3/4"	250
80-1363	Brass	On-Off	1-1/8"	6"	3/4"	250
80-1364	Nickel	On-Off	1-1/8"	6"	3/4"	250
80-1413	Brass	On-Off	1-1/2"	6"	3/4"	250
80-1414	Nickel	On-Off	1-1/2"	6"	3/4"	250


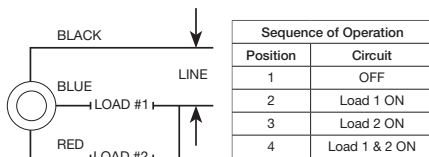


80-1136 Brass Finish

3-Way Metal Rotary Switch, Metal Bushing, 2 Circuit, 4 Position (L-1, L-2, L1-2, Off). Rated: 6A-125V, 3A-250V

Cat No.	Finish	Function	Bushing	Leads	Strip	Packed
80-1136	Brass	3-Way	3/8"	6"	3/4"	250
90-504	Brass	3-Way	3/8"	6"	3/4"	250
80-1137	Nickel	3-Way	3/8"	6"	3/4"	250
90-590	Nickel	3-Way	3/8"	6"	3/4"	250
80-1138	Brass	3-Way	5/8"	6"	3/4"	250
80-1139	Nickel	3-Way	5/8"	6"	3/4"	250
80-1365	Brass	3-Way	1-1/8"	6"	3/4"	250
80-1366	Nickel	3-Way	1-1/8"	6"	3/4"	250
80-1415	Brass	3-Way	1-1/2"	6"	3/4"	250
80-1416	Nickel	3-Way	1-1/2"	6"	3/4"	250

Wiring Diagram For Rotary & Push 3 Way



80-1360 Nickel Finish

On-Off Lighted Rotary Switch, Plastic Bushing, Single Circuit, Rated: 6A-125V, 3A-250V

Cat No.	Finish	Function	Bushing	Leads	Strip	Packed
80-1359	Brass	On-Off	3/8"	6"	3/4"	250
80-1360	Nickel	On-Off	3/8"	6"	3/4"	250



80-1361 Brass Finish

3-Way Lighted Rotary Switch, Plastic Bushing, 2 Circuit, 4 Position (L-1, L-2, L1-2, Off). Rated: 6A-125V, 3A-250V

Cat No.	Finish	Function	Bushing	Leads	Strip	Packed
80-1361	Brass	3-Way	3/8"	6"	3/4"	250
80-1362	Nickel	3-Way	3/8"	6"	3/4"	250

1/8 - 27 IPS



Push Switches

On-off, 3 Way, & Lighted Switches

On-Off Metal Push Switch, Metal Bushing, Single Circuit, Rated: 6A-125V, 3A-250V


Cat No.	Finish	Function	Bushing	Leads	Strip	Packed
80-1124	Brass	On-Off	3/8"	6"	3/4"	250
90-508	Brass	On-Off	3/8"	6"	3/4"	250
80-1125	Nickel	On-Off	3/8"	6"	3/4"	250
90-1676	Nickel	On-Off	3/8"	6"	3/4"	250
80-1126	Brass	On-Off	5/8"	6"	3/4"	250
80-1127	Nickel	On-Off	5/8"	6"	3/4"	250
80-1367	Brass	On-Off	1-1/8"	6"	3/4"	250
80-1368	Nickel	On-Off	1-1/8"	6"	3/4"	250
80-1409	Brass	On-Off	1-1/2"	6"	3/4"	250
80-1410	Nickel	On-Off	1-1/2"	6"	3/4"	250



80-1124 Brass Finish

3-Way Metal Push Switch, Metal Bushing, 2 Circuit, 4 Position (L-1, L-2, L1-2, Off), Rated: 6A-125V, 3A-250V


Cat No.	Finish	Function	Bushing	Leads	Strip	Packed
80-1128	Brass	3-Way	3/8"	6"	3/4"	250
90-1678	Brass	3-Way	3/8"	6"	3/4"	250
80-1129	Nickel	3-Way	3/8"	6"	3/4"	250
90-1679	Nickel	3-Way	3/8"	6"	3/4"	250
80-1130	Brass	3-Way	5/8"	6"	3/4"	250
80-1131	Nickel	3-Way	5/8"	6"	3/4"	250
80-1369	Brass	3-Way	1-1/8"	6"	3/4"	250
80-1370	Nickel	3-Way	1-1/8"	6"	3/4"	250
80-1411	Brass	3-Way	1-1/2"	6"	3/4"	250
80-1412	Nickel	3-Way	1-1/2"	6"	3/4"	250



80-1128 Brass Finish

On-Off Lighted Push Switch, Plastic Bushing, Single Circuit, Rated: 6A-125V, 3A-250V


Cat No.	Finish	Function	Bushing	Leads	Strip	Packed
80-1355	Brass	On-Off	3/8"	6"	3/4"	250
80-1356	Nickel	On-Off	3/8"	6"	3/4"	250



80-1356 Nickel Finish

3-Way Lighted Push Switch, Plastic Bushing, 2 Circuit, 4 Position (L-1, L-2, L1-2, Off), Rated: 6A-125V, 3A-250V

Cat No.	Finish	Function	Bushing	Leads	Strip	Packed
80-1357	Brass	3-Way	3/8"	6"	3/4"	250
80-1358	Nickel	3-Way	3/8"	6"	3/4"	250



80-1357 Brass Finish

1/8 - 27 IPS




Pull Chain Canopy & Ceiling Fan



90-704 Brass Finish

On-Off Canopy Switch, Single Circuit w/Metal Chain, White Cord & Bell, Rated: 6A-125V, 3A-250V


Cat No.	Finish	Function	Bushing	Leads	Strip	Packed
90-704	Brass	On-Off	3/8"	6"	3/4"	500
90-505	Nickel	On-Off	3/8"	6"	3/4"	500



90-2260 Brass Finish

3-Way Canopy Switch, 2 Circuit, 4 Position w/Metal Chain, White Cord & Bell, Rated: 6A-125V, 3A-250V

Cat No.	Finish	Function	Bushing	Leads	Strip	Packed
90-2260	Brass	4 Position	3/8"	6"	3/4"	500
90-2261	Nickel	4 Position	3/8"	6"	3/4"	500



90-689 Nickel Finish

3-Way Ceiling Fan Switch, 2 Circuit w/Metal Chain, White Cord & Bell, Rated: 6A-125V, 3A-250V

Cat No.	Finish	Function	Bushing	Leads	Strip	Packed
90-689	Nickel	3-Way	3/8"	6"	3/4"	100



80-1983 Nickel Finish

3 Speed Ceiling Fan Switch, 4 Wire Quick Connect, 2 Circuit w/Metal Chain, White Cord & Bell, No Leads, Rated: 6A-125V, 3A-250V

Cat No.	Finish	Function	Bushing	Leads	Strip	Packed
80-1983	Nickel	3 Speed	3/8"	None	N/A	250
80-1994	Brass	3 Speed	3/8"	None	N/A	250

No. 6
Chain



Rotary & Toggle On-Off, Hi-Low – Knurled Nuts

On-Off Phenolic Rotary Switch, Single Circuit, Rated: 1A-125V, 3A-125V, 1.5A-250V

Cat No.	Finish	Function	Bushing	Leads	Strip	Packed
90-502	Black	On-Off	3/8"	6"	3/4"	250
90-703	White	On-Off	3/8"	6"	3/4"	250
80-1770	Black	On-Off	Snap	6"	3/4"	250
80-1771	White	On-Off	Snap	6"	3/4"	250



90-502
Black
(bushing)

80-1770
Black
(snap)

On-Off Phenolic Push Switch, Single Circuit, Rated 3A-250V, 6A-125V


Cat No.	Finish	Function	Bushing	Leads	Strip	Packed
80-2468	Brass	On-Off	3/8"	6"	3/4"	250
80-2469	Nickel	On-Off	3/8"	6"	3/4"	250



80-2468 Brass Finish

Hi-Low Metal Rotary Switch w/Diode, 2 Circuit, Rated: 6A-125V, 3A-250V

Cat No.	Finish	Function	Bushing	Leads	Strip	Packed
80-1140	Brass	On-Off	3/8"	6"	3/4"	250



80-1140 Brass Finish

On-Off Metal Toggle Switch, Single Circuit, Rated: 6A-125V, 3A-250V

Cat No.	Finish	Function	Bushing	Leads	Strip	Packed
90-1106	Nickel	On-Off	3/8"	6"	3/4"	250
80-1767	Brass	On-Off	3/8"	6"	3/4"	250
80-2317	Nickel	On-Off	3/8"	9"	3/4"	250



90-1106 Nickel Finish

Knurled Nuts For Switches



90-2583
Brass for
Rotary & Push



90-2584
Nickel for
Rotary & Push



90-2585
Brass For Pull Chain

90-1931
Nickel For Pull Chain

Dimmer Controls & Switches

Slide, Step-On



90-1069 White
4 3/4" x 2 1/2" x 1 1/2"

Slide - Floor Lamp Dimmer, Rated: 500W-120V 4.3A



Cat No.	Finish	Length	Wire	Receptacle	Packed
90-1069	White	7 ft.	SPT-2 White	Yes	50/1
90-1070	Black	7 ft.	SPT-2 Black	Yes	50/1



80-1244 Black
4 3/4" x 2 1/2" x 1 1/2"

Slide - 2 Wire Floor Lamp Dimmer, Rated: 500W-120V 4.3A



Cat No.	Finish	Length	Wire	Receptacle	Packed
80-1244	Black	8 ft. x 8 ft.	SPT-2 Black	No	50/1



93-5012 Black
1 1/2" x 1" x 3 1/2"



Slide - Table Top Lamp Dimmer, Rated: 300W-120V 2.5A



Cat No.	Finish	Length	Wire	Receptacle	Packed
93-5011	White	8 ft.	SPT-2 White	Yes	24
93-5012	Black	8 ft.	SPT-2 Black	Yes	24



93-5016 Brown
3" x 3/4" x 1 3/8"

Slide - Lamp Cord Table Dimmer-No Wire, Rated: 300W-120V for SPT-2 Wire Only



Cat No.	Finish	Connectors	Receptacle	Packed
93-5014	White	Quick Terminals	No	50/1
93-5016	Brown	Quick Terminals	No	50/1
93-5052	Black	Quick Terminals	No	50/1



80-1163 Black
1 1/4" x 2"

Step-on-button On/Off Push Switch, Rated: 2A-125V, 1A-125V, 1A-250V



Cat No.	Finish	Length	Wire	Receptacle	Packed
80-1163	Black	(Terminal)	No	No	250/1
80-1466	White	(Terminal)	No	No	250/1
80-1229	Black	8 ft. x 7 ft. w/Plug	SPT-2 Black	No	50/1
80-1381	Black	8 ft. x 11 ft. w/Plug	SPT-2 Black	No	50/1



Dimmer Switches Rotary, Knobs

Full Range Dimmer Switches



80-1166
Full Range Table Lamp Dimmer Switch
Phenolic Housing Black
2" x 1 1/4" x 1 1/8"
12" AWM 105° C Black Leads Strip 1/2"
w/Two Knobs: Black & Gold
300W-120V



80-1293
Full Range Table Lamp Dimmer Switch
Paper Housing
2" x 1 1/4" x 5/8"
12" AWM 105° C Black Leads Strip 1/2"
w/Two Knobs: Black & Gold
60W-300W-120V




80-1241
Full Range Table Lamp Dimmer Switch
Phenolic Housing Black
2" x 1 1/4" x 1 1/2"
12" AWM 105° C Black Leads Strip 1/2"
w/One Knob: Black
300W-120V



90-1082
Full Range Pole Lamp Dimmer Switch
Paper Housing 4 3/4" x 3/4"
500W Pole or Post Lamp Dimmer
w/One End 2 ft. Leads SPT-1 Black
Other End 7" SPT-1, Strip 1/2"
w/One Brass Knob
500W-120V



80-1481 Brown
80-1482 Ivory
Full Range Lamp Cord
Rotary Dimmer Switch
3" x 1 1/4"
For 18GA SPT-1 or SPT-2 Wire
Phenolic - 200W-120V



80-1167
Full Range Socket Dimmer
Medium Base
Candle Socket w/Paper Liner
150W Full Range w/Removable Black Knob
4" x 1 3/4"
1/8 IP Bushing w/Set Screw
5 1/2" AWM B/W 150° C Leads Strip 1/2"
150W-120V

Plastic Dimmer Knobs



90-798
Gold Finish Knob



90-799
Chrome Finish Knob




90-2315
Black Knob

SWITCHES & ACCESSORIES

Attachment Plugs

SPT-1, SPT-2

SPT-1




90-393 Ivory
90-394 Brown
Attachment Plug
Polarized 18/2 SPT-1
10A-125V

SPT-1



90-631 White
90-632 Brown
Quick Connect Plug
Non Polarized 18/2 SPT-1
6A-125V

SPT-1



90-1520 White 80-2228 Ivory
90-1521 Brown 80-2229 Silver
90-1522 Black 80-2230 Gold
Quick Connect Plug
Polarized 18/2 SPT-1
6A-125V

SPT-1



90-715 Brown



90-716 Ivory



90-719 Black



90-2041 Gold



90-2245 Silver




90-2605 White

Slide Plug
Polarized 18/2 SPT-1
8A-125V



SPT-2



90-695 Brown 90-2040 Gold
90-696 Ivory 90-2244 Silver
90-697 Black 90-2606 White

Slide Plug
Polarized 18/2 SPT-2
8A-125V

SPT-2



90-2607 White 90-2617 Gold
90-2608 Brown 90-2618 Silver
90-2609 Black


Quick Connect Plug
Polarized 18/2 SPT-2
6A-125V



Attachment Plugs SPT-1, SPT-2 & SVT

Female Slide Plug


SPT-1



90-793 Brown 80-2516 Black
 90-794 Ivory 80-2517 Gold
 80-2515 White 80-2518 Silver

Female Slide Plug
 Polarized 18/2 SPT-1
 6A-125V

SPT-2



80-2519 Brown 80-2522 Black
 80-2520 Ivory 80-2523 Gold
 80-2521 White 80-2524 Silver

Female Slide Plug
 Polarized 18/2 SPT-2
 6A-125V

SPT-2



90-1083 White
 90-1084 Brown

Quick Connect Flat Plug
 Non Polarized 18/2 SPT-2 & 16/2 SPT-2
 15A-125V

18/2-SVT



90-1114 Brown
 90-1115 White
 90-1116 Black

Attachment Plug with Terminal Screws
 Non-Polarized
 18/2 SVT Round Wire
 15A-125V

18/3-SVT



80-1688 Black

3 Prong Rubber Plug
 with Metal Grip & Ground
 18/3 SVT Round Wire
 15A-125V

SWITCHES & ACCESSORIES

Attachment Plugs & Heavy Duty Switch & Cube Tap 18/2 SPT, 16/3 SVT



16/2 & 18/2 SPT - 18/2 SVT & 18/2 SJT (Hole Size .320)



80-2408
Black Polarized Plug
2 Pole - 2 Wire
15A-125V



80-2409
Brown Polarized Plug
2 Pole - 2 Wire
15A-125V



80-2410
White Polarized Plug
2 Pole - 2 Wire
15A-125V

18/3 SVT Up To 14/3 SJT (Hole Size .370)



80-2412
Black Thermoplastic
HD Plug
2 Pole - 3 Wire & Ground
15A-125V



80-2426
Brown Thermoplastic
HD Plug
2 Pole - 3 Wire & Ground
15A-125V



80-2413
White Thermoplastic
HD Plug
2 Pole - 3 Wire & Ground
15A-125V

Cube Tap



80-2411
White Triple Grounded
Polarized Cube Tap
15A-125V-1875 Total Watts

Heavy Duty Switch



80-2496 Black
80-2497 Brown
80-2498 White
Heavy Duty Feed Thru Switch
16/2 SPT-2 & 18/2 SPT-2
18/2 SVT & 18/3 SVT
(Hole Size .280)
6A-120V

Line Cord Switches

Rotary Switches

SPT-1



- 90-500 White
- 90-506 Brown
- 90-814 Black
- 90-2587 Ivory
- 90-2424 Gold
- 90-2425 Silver

On-Off Cord Switch for
18/2 SPT-1
6A-125V, 3A-250V, 3A-120V, 3A-125V

SPT-2



- 90-573 White
- 90-574 Brown
- 90-825 Black
- 90-2629 Ivory
- 90-2426 Gold
- 90-2427 Silver

On-Off Cord Switch for
18/2 SPT-2
6A-125V, 3A-250V, 3A-120V, 3A-125V

Hi-Low SPT-1



- 90-436 White
 - 90-435 Brown
 - 80-2231 Black
 - 80-2336 Ivory
- 200 Watt Hi-Low Dimmer for
18/2 SPT-1
200W-120V

Hi-Low SPT-2



- 90-820 White
 - 90-821 Brown
 - 80-2232 Black
 - 80-2337 Ivory
- 200 Watt Hi-Low Dimmer for
18/2 SPT-2
200W-120V

Rocker Switches

SPT-2



- 90-2368 Black
- 90-2369 White
- 90-2370 Brown
- 90-2371 Silver
- 90-2372 Gold

Feed Thru Rocker Switch for
18/2 SPT-2, 3A-120V

SPT-1 / SPT-2 / SVT



- 90-434 Ivory
- 90-433 Brown

Heavy Duty Rocker Switch for
18/2 SPT-1 & SPT-2, 16/2 SPT-2 & 18/2 SVT,
3A-125V, 1/2HP-125V
(Hole Size .280)

Rocker Switches & Receptacles

Snap-In—On-Off Hi-Low



80-1141 Black
1 1/8" L x 1/2" W x 1 5/8" D



80-1947
11/16" L x 7/16" W



80-1980
7/16" L x 1/4" W

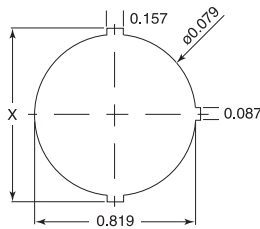
On-Off Phenolic Rocker Switch w/White Dot



Cat No.	Finish	Function	Bushing	Leads	Strip	Rating	Packed
80-1141	Black	On-Off	Snap	6"	3/4"	15A-125V, 10A-250V	250
80-1617	White	On-Off	Snap	6"	3/4"	15A-125V, 10A-250V	250
80-1819	Black	Lighted On-Off	Snap	9"	3/4"	15A-125V, 10A-250V	250
80-1820	White	Lighted On-Off	Snap	9"	3/4"	15A-125V, 10A-250V	250
80-1947	Black	On-Off (small)	Snap	6"	3/4"	10A-125V, 6A-250V	250
80-1980	Black	On-Off (mini)	Snap	6"	3/4"	6A-125V, 3A-250V	250
80-2037	White	On-Off (mini)	Snap	6"	3/4"	6A-125V, 3A-250V	250



80-1371 Black



Hi-Low Metal Round Rocker Switch w/Diode, 2 Circuit Opening Size: .82, Rated: 5A-250V, 10A-125V



Cat No.	Finish	Function	Bushing	Leads	Strip	Packed
80-1371	Black	Hi-Off-Low	Snap-In	6"	3/4"	250
80-2101*	Black	On-Off	Snap-In	6"	3/4"	250

*On-Off has no Diode



80-1142 Black

3 Wire, 2 Pole Snap-In Convenience Outlet, Opening Size: 1" x 1" x 1" Rated: 15A-125V



Cat No.	Finish	Function	Bushing	Leads	Strip	Packed
80-1142	Black	3 Wire	Snap-in	6"	3/4"	250
80-1408	White	3 Wire	Snap-In	6"	3/4"	250



80-2351 Black

3 Wire, 2 Pole Snap-In Convenience Outlet, Opening Size: 1" x 1" x 1" w/#8 Ring Terminal Attached

Cat No.	Finish	Function	Bushing	Leads	Strip	Packed
80-2351	Black	3 Wire	Snap-in	6"	3/4"	250
80-2352	White	3 Wire	Snap-In	6"	3/4"	250



90-545 Black

2 Wire Snap-In Convenience Outlet, Opening Size: 1 1/8" x 1/2" x 7/8" Rated: 15A-125V



Cat No.	Finish	Function	Bushing	Leads	Strip	Packed
90-545	Black	2 Wire	Snap-in	6"	3/4"	250

Photoelectric Switches

Plastic Shell—On-Off, Indoor & Outdoor Use

Mechanical Photoelectric Switches



90-2430
Photoelectric Switch
Plastic DOS Shell, Rated: 25W-125V
Indoor Use Only-Incandescent
5/8" H x 5/8" W x 3/8" D



90-2431
Photoelectric Switch
Plastic DOS Shell, Rated:
100W-120V
Indoor Use Only-Incandescent
1 1/2" H x 5/8" W x 1 1/8" D



80-1733
Photoelectric Switch
Plastic DOS Shell, Rated:
500W-120V
For Outdoor Use-Incandescent
2" H x 1 1/8" W x 7/8" D



90-2432
Photoelectric Switch
Plastic DOS Shell, Rated:
250W-120V
Outdoor & Indoor Only-Incandescent
1 3/8" H x 5/8" W x 1 1/4" D



90-2611
Photoelectric Switch
Plastic DOS Shell, Rated:
100W-125V
For Outdoor Use-Incandescent
1 1/2" H x 5/8" W x 1 1/8" D



90-2633
Photoelectric Switch
Plastic DOS Shell, Rated:
500W-120V
7.1A-850VA Ballast
For Outdoor Use - HID
2" H x 1 1/8" W x 7/8" D

Touch Controls

Plastic Shell On-Off, Hi-Med-Low



Touch Controls

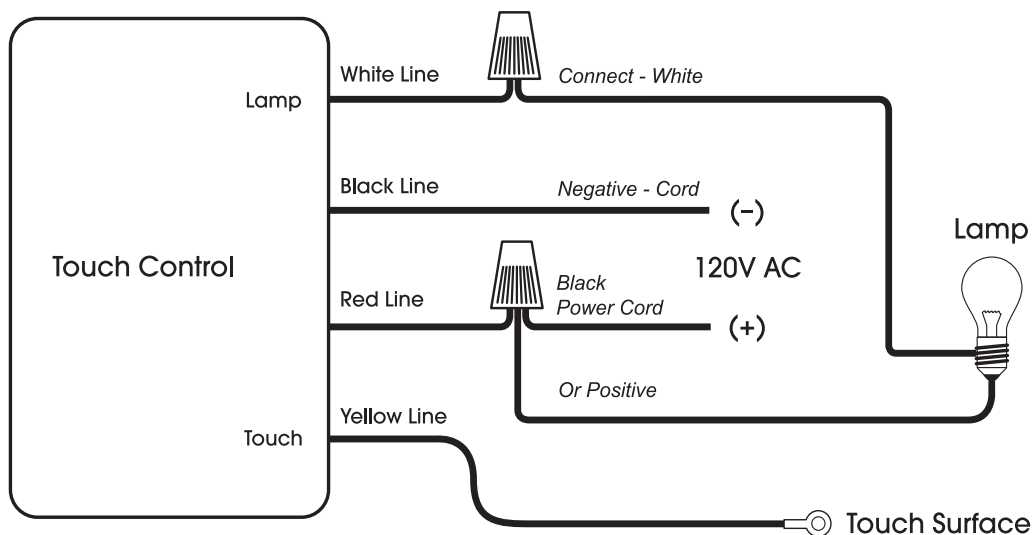


90-2428
 Low-Med-Hi-Off Touch Switch
 Plastic Outer Shell, Rated: 150W-120V
 Indoor Incandescent Use Only
 1 3/8" H x 1 7/8" W x 3/4" D



90-2429
 On-Off Touch Switch
 Plastic Outer Shell, Rated: 150W-120V
 Indoor Incandescent Use Only
 1 3/8" H x 1 7/8" W x 3/4" D

Touch Control Wiring Diagram



White Line:

To connect to the white of the lamp

Black Line:

To the negative wire of cord

Red Line:

To black of the power cord or positive

Specialty Reducers & Adapters



80-1888 White
Medium to GU24 Reducer
E26 - GU24 w/ Locking Device
Overall Ext. 3/4"
660W-600V



90-2434 White
Medium to GU24 Reducer
E26 - GU24 (no locking feature)
Overall Ext. 3/4"
660W-250V



80-1970 Brown
Medium Based Phenolic
E26 Flanged Adapter
w/10" 18GA 105°C Leads
Overall Ext. 1/2"
660W-250V



80-2511 White
GU24 to GU24
Extender
Overall Ext. 5/8"
660W-600V



80-2368 Brown
Medium Based Phenolic
E26 Flanged Adapter to GU10
w/10" 18GA 105°C Leads, Overall Ext. 1/2"
660W-250V



90-2433 White
Medium to GU10 Reducer
E26 - GU10 (no locking feature),
Overall Ext. 3/4"
660W-250V



80-2161 White
E26 to G9
Extender
Overall Ext. 1 1/8"
500W-250V



80-2541 White
E12 to GU24
Candelabra to GU24
w/Locking Device Reducer
Overall Ext. 3/4"
75W-125V

Photocell Adapters



90-2610 White
Medium to GU24 Adapter
E26 - GU24 with Photocell
Overall Ext. 1-1/8" - 1 1/2" Dia.
60W-120V



90-2604 Brown
Medium to Medium Adapter
E26 - E26 with Photocell, Overall Ext. 2"
150W-120V (incandescent), 60W-120V (fluorescent) - 11W-LED
Suitable for Dry or Damp Location - CSSNP

Socket Extenders & Adapters



92-408
Candelabra to Candelabra
E12 - E12 Extender
Overall Ext. 5/8"
75W-120V
Non-UL



92-405
Candelabra to Intermediate
E12 - E17 Extender
Overall Ext. 1/2"
75W-120V
Non-UL



90-1519
Candelabra to Medium
E12 - E26
Overall Ext. 1"
75W-120V
Non-UL



92-407
French to Intermediate
E14 - E17 Extender
Overall Ext. 1/2"
75W-120V
Non-UL



90-1801
Mogul to Mogul
E39 - E39 Extender
4KV - Porcelain
Overall Ext. 2 3/8" - 2 1/4" Dia.
1500W-600V



92-323
Medium to Medium
E26 - E26 Extender
Phenolic
Overall Ext. 1"
660W-250V



92-324
Medium to Medium
E26 - E26 Extender
Porcelain
Overall Ext. 1"
660W-250V



90-2589
Medium to Medium E26 - E26
2 Piece Glazed Porcelain Extender
Overall Ext. 1 1/4"
660W-250V



90-446 Brown
90-2451 Ivory
Medium Base
Pull Chain Current Tap
660W-125V



90-2449 Brown
90-2450 Ivory
Medium Base
Keyless Current Tap
660W-125V



90-1121 Brown
90-2465 Ivory
Single to Twin Lampholder
Overall Height 2 3/4" - Ext. 2"
660W Max. Total-250V



Socket Reducers & Adapters



80-2134
Intermediate to Medium
E17 - E26
Overall Ext. 1"
75W-120V
Non-UL



92-401
French to Candelabra
E14 - E12
Reducer
75W-120V
Non-UL



92-403
Intermediate to Candelabra
E17 - E12
Reducer
75W-120V
Non-UL



80-2539
Mini Can
Halogen to Candelabra
E11 - E12
Overall Ext. 1/2"
75W-120V
Non-UL



80-2360
Mini Can
to Medium
E11 - E26
Overall Ext. 2 1/4"
250W-250V
Non-UL



92-406
Mogul to Medium
E39 - E26
Reducer
660W-250V



90-546 Ivory
80-2513 White
Medium Base - Polarized
Socket Outlet Adapter
660W-125V



90-547 Brown
Medium Base - Polarized
Socket Outlet Adapter
660W-125V



90-438 Ivory
Medium Base - Polarized
Socket Outlet Adapter
660W-125V



90-437 Brown
Medium Base - Polarized
Socket Outlet Adapter
660W-125V

***NOTE:** Due to Federal Legislation 92-400, 92-321 and 92-322 (medium base adapters) are no longer available.

SWITCHES & ACCESSORIES

Outlets

Plug-In, Add On




90-1120 Ivory
Triple Cube Tap, Polarized
15A-125V



90-1119 Brown
Triple Cube Tap, Polarized
15A-125V



90-1118 Ivory
Single to Triple Adapter, Polarized
15A-125V



90-1117 Brown
Triple Cube Tap, Polarized
15A-125V



91-227 White
Single to Triple Adapter
with Glow Light
15A-125V, 1875W



90-2630 Ivory
6 Outlet Grounded Adapter
15A-125V-1875W



90-806
Three or Two Adapter
Polarized
15A-125V



90-1404 White
90-1405 Brown
Add-On Outlet, Non-Polarized
18/2 SPT-1
10A-125V
Non UL




80-2411
White Triple Grounded
Polarized Cube Tap
15A-125V-1875 Total Watts




Bulk wire.....	125-131
Cord sets.....	132-137
Extension cords.....	138-141
Power supply cords & accessories	142-143

Wires, Cords, Accessories

Surge suppressors	144-145
Wire covers.....	146
Electrical tape & terminals.....	147
Lighting accessories & wire connectors.....	148-149
Bushings.....	150
Flood lights.....	151
Ampacity charts, power supply cord terminology....	152



Bulk Wire – Multi Conductor Lamp & Lighting Wire Spools



18/2 SPT-1 105°C, 250 Ft./Spool

- 93-130 White
- 93-132 Black
- 93-131 Brown
- 93-138 Clear Silver
- 93-139 Clear Gold
- 93-140 Metallic Gold
- 93-241 Ivory



10A-300V-1250W MAX
Packing: 8 Spools/Master



18/2 SPT-1.5 105°C, 250 Ft./Spool

- 93-336 Clear Gold
- 93-337 Clear Silver
- 93-338 Black
- 93-343 Brown



10A-300V-1250W MAX
Packing: 4 Spools/Master



18/2 SPT-2 105°C, 250 Ft./Spool

- 93-127 Black
- 93-168 Clear Silver
- 93-129 Clear Gold
- 93-126 White
- 93-128 Brown
- 93-242 Ivory



10A-300V-1250W MAX
Packing: 4 Spools/Master



16/2 SPT-2 105°C, 250 Ft./Spool

- 93-141 White
- 93-142 Brown
- 93-165 Clear Gold
- 93-166 Black
- 93-167 Clear Silver



13A-300V-1625W MAX
Packing: 4 Spools/Master

Bulk Wire Lighting Wire Spools

20/2 SPT-1 105°C Wire, 250 Ft./Spool

- 93-134 Clear Gold
- 93-186 Black
- 93-187 Clear Silver
- 93-188 Brown



300V

Packing: 8 Spools/Master

UL Approved



22/2 SPT-1 105°C Wire, 250 Ft./Spool

- 93-133 Clear Gold
- 93-184 Black
- 93-185 Clear Silver
- 93-189 Brown

Packing: 8 Spools/Master

Non UL



18/1 Grounding Wire, 500 Ft./Spool

- 93-110 Bare Copper
- 93-115 Tinned Copper

Packing: 4 Spools/Master

Non UL



Spools



Bulk Wire

Lighting Wire Spools



**14/1 Stranded UL1316 105°C AWM, THHN
500 Ft./Spool**

93-353 White
93-354 Black
93-355 Green
Rated: 600V
Diameter .139

Packing: 1 Spools/Master



**18/1 Stranded UL 1316 105°C AWM
TFN-PVC Nylon Wire, 1000 Ft./Spool**

93-329 White
93-330 Black
Rated: 1000V
Diameter .090

Packing: 4 Spools/Master



**18/1 Stranded AWM UL 3173 125°C Wire,
500 Ft./Spool**

93-318 Black
93-319 White
Rated: 600V
Diameter .113

Packing: 4 Spools/Master



**18/1 Stranded AWM UL 3321 150°C Wire,
500 Ft./Spool**

93-320 Black
93-321 White
Rated: 600V
Diameter .113

Packing: 4 Spools/Master



**18/1 Stranded Braid 200°C SF-1 Wire,
250 Ft./Spool**

93-205 White
93-206 Black
Rated: 600V
Diameter .094

Packing: 4 Spools/Master



Bulk Wire Lighting Wire Spools

18/1 Stranded AWM 105°C UL 1015 Wire, 500 Ft./Spool

93-315 Black
93-316 White
93-317 Green
Rated: 600V
Diameter: .031
Packing: 4 Spools/Master




18/1 Solid 105°C AWM TFN-PVC 105°C Nylon Wire, 500 Ft./Spool

93-203 White
93-204 Black
93-341 Green
93-345 Red
93-346 Blue
93-347 Yellow
93-371 Violet
93-372 Orange
Rated: 600V
Diameter: .031
Packing: 4 Spools/Master



18/1 Stranded AWM TFN-PVC 105°C Nylon Wire, 500 Ft./Spool

93-349 White
93-350 Black
93-351 Green
Rated: 600V
Diameter: .031
Packing: 4 Spools/Master



Bulk Wire

Pulley Wire Spools—SVT, SJT & Teflon



18/2 SJT 105°C Pulley Cord, 250 Ft./Spool

93-311 Black
93-312 White
Rated: 300V
Diameter: .289
Packing: 2 Spools/Master



18/3 SJT 105°C Pulley Cord, 250 Ft./Spool

93-313 Black
93-314 White
Rated: 300V
Diameter: .310
Packing: 2 Spools/Master



18/2 SVT 105°C Pulley Cord, 250 Ft./Spool

93-183 Black
93-150 White
Rated: 300V
Diameter: .234
Packing: 4 Spools/Master



18/3 SVT 105°C Pulley Cord, 250 Ft./Spool

93-182 Black
93-144 White
Rated: 300V
Diameter: .250
Packing: 4 Spools/Master



18/3 SVT 105°C Pulley Cord, 250 Ft./Spool (Non-UL Listed)

93-332 Clear Silver
93-333 Clear Gold
Rated: 300V
Diameter: .250
Packing: 4 Spools/Master



18/3 SVT 105°C Pulley Cord, 250 Ft./Spool

93-373 Clear Silver
Rated: 300V
Diameter: .250
Packing: 4 Spools/Master



18/3 FEP PVC 600V High Temperature 105°C Teflon Wire - Tinner Copper, 250 Ft./Spool

93-340 Clear Silver
Rated: 600V
Diameter: .206
Packing: 4 Spools/Master



Bulk Wire

Lighting Wire (Non UL & UL Listed) Rayon Braid Spools

18/1 Rayon Braid 90°C Wire, 250 Ft./Spool (Non-UL Listed)

93-207 Gold
 93-208 Gold with Red Marker
 Diameter: .031
 Packing: 8 Spools/Master




18/1 Rayon Braid 90°C Wire, 250 Ft./Spool (Non-UL Listed)

93-374 Gold twisted wire
 Packing: 8 Spools/Master




18/2 Rayon Braid 90°C Wire, 250 Ft./Spool (Non-UL Listed)

93-209 White
 93-210 Brown
 93-211 Black
 93-212 Gold
 Diameter: .234
 Packing: 2 Spools/Master




18/2 Rayon Braid 105°C Wire, 300V, 250 Ft./Spool

93-363 Red
 93-364 Orange
 93-365 Silver
 93-366 Dark Green
 93-367 Light Green
 93-368 Dark Blue
 Rated: 300V
 Diameter: .250
 Packing: 2 Spools/Master



18/3 Rayon Braid 105°C Wire, 300V, 250 Ft./Spool

93-357 Red
 93-358 Orange
 93-359 Silver
 93-360 Dark Green
 93-361 Light Green
 93-362 Dark Blue
 93-369 Black
 93-370 White
 Rated: 300V
 Diameter: .256
 Packing: 2 Spools/Master



Bulk Wire

Grounded Wires with Lugs



93-322
1/8 IP Round Ground Lug
w/10 Ft. 18/1 Bare Copper Ground Wire

80-1964
1/8 IP Round Ground Lug
w/12" 18/1 Bare Copper Ground Wire

80-2330
1/8 IP Round Ground Lug
w/6 Ft. 18/1 Bare Copper Ground Wire



93-334
1/8 IP Round Ground Lug
w/10 Ft. 18/1 Tinned Copper Ground Wire

80-1965
1/8 IP Round Ground Lug
w/12" 18/1 Tinned Copper Ground Wire



93-335
1/4 IP Round Ground Lug
w/10 Ft. 18/1 Bare Copper Ground Wire

80-1966
1/4 IP Round Ground Lug
w/12" 18/1 Bare Copper Ground Wire



93-325
1/4 IP Round Ground Lug
w/10 Ft. 18/1 Tinned Copper Ground Wire

80-1967
1/4 IP Round Ground Lug
w/12" 18/1 Tinned Copper Ground Wire



93-326
8/32 Ground Lug
w/10" 18/1 Bare Copper Ground Wire

80-2377
8/32 Ground Lug
w/10" 18/1 Green AWM Ground Wire

Terminals - Round & Spade



80-2331 Brass
80-2332 Nickel
1/8 IP Lug



80-2333 Brass
80-2334 Nickel
1/4 IP Lug



80-2335 Brass
"U" Shape Lug

Bulk Wire

Lamp & Lighting Wire 2500 Ft. Reels

18/2 SPT-1 105°C Wire, 2500 Ft./Reel

- 93-300 Clear Gold
 - 93-301 Clear Silver
 - 93-302 Black
 - 93-352 Ivory
 - 93-356 Brown
- Rated: 300V

Packing: 1 Spool/Master



18/2 SPT-1.5 105°C Wire, 2500 Ft./Reel

- 93-303 Clear Gold
 - 93-304 Clear Silver
 - 93-305 Black
 - 93-339 Brown
- Rated: 300V

Packing: 1 Spool/Master



18/2 SPT-2 105°C Wire, 2500 Ft./Reel

- 93-306 Clear Gold
 - 93-307 Clear Silver
 - 93-308 Black
 - 93-309 White
 - 93-310 Brown
 - 93-344 Ivory
- Rated: 300V

Packing: 1 Spool/Master



2500 Ft. Reels



Cord Sets

18/2 SPT-1 105°C, 10AMP-125V-1250W



All Cord Sets - Molded Polarized Plug - Tinned Tips 3/4" Strip with 2" Slit

6 Ft. - 24" Hank - 200 Ctn.

- 80-2305 Brown
- 80-2306 White
- 80-2398 Black
- 80-2474 Clear Silver
- 80-2475 Clear Gold

7 Ft. - 36" Hank - 200 Ctn.

- 90-2416 Ivory
- 90-2417 White
- 90-2598 Brown

8 Ft. - 36" Hank - 200 Ctn.

- 90-1523 White
- 90-1524 Brown
- 90-1525 Black
- 90-1526 Clear Gold
- 90-1527 Clear Silver
- 90-2418 Ivory
- 90-2392 Metallic Gold

9 Ft. - 36" Hank - 200 Ctn.

- 80-2304 Clear Gold

10 Ft. - 48" Hank - 150 Ctn.

- 90-2460 White
- 90-2461 Black
- 90-2462 Brown
- 90-2463 Clear Gold
- 90-2464 Clear Silver
- 90-2628 Ivory

12 Ft. - 72" Hank - 150 Ctn.


- 90-2033 White
- 90-2034 Black
- 90-2035 Brown
- 90-2036 Clear Gold
- 90-2037 Clear Silver
- 90-1923 Metallic Gold

15 Ft. - No Hanking - 100 Ctn.

- 90-1528 White
- 90-1529 Brown
- 90-1530 Black
- 90-1531 Clear Gold
- 90-1532 Clear Silver

20 Ft. - No Hanking - 100 Ctn.

- 90-1534 White
- 90-1535 Brown
- 90-1536 Black
- 90-1537 Clear Gold
- 90-1538 Clear Silver





Cord Sets

18/2 SPT-2 105°C, 10AMP-125V-1250W

All Cord Sets - Molded Polarized Plug - Tinned Tips 3/4" Strip with 2" Slit

8 Ft. - 36" Hank - 200 Ctn.

- 90-100 White
- 90-101 Brown
- 90-102 Black
- 90-105 Clear Gold
- 90-967 Clear Silver

8 Ft. - 36" Hank - 200 Ctn. w/ Warning Label Attached

- 80-2372 Clear Silver
- 80-2373 Brown
- 80-2374 Clear Gold

9 Ft. - 36" Hank - 150 Ctn.

- 90-2038 Clear Gold
- 90-2039 Brown
- 90-2042 Black
- 90-2101 Clear Silver

10 Ft. - 36" Hank - 150 Ctn.

- 90-2183 Clear Gold
- 90-2184 Clear Silver
- 90-2185 Black
- 90-2599 Brown

12 Ft. - 72" Hank - 150 Ctn.

- 90-1413 White
- 90-1414 Brown
- 90-1415 Black
- 90-1416 Clear Gold
- 90-1417 Clear Silver

12 Ft. - 72" Hank - 150 Ctn. w/ Warning Label Attached

- 80-2375 Brown
- 80-2376 Clear Silver

15 Ft. - No Hanking - 100 Ctn.

- 90-103 Clear Gold
- 90-490 Brown
- 90-491 White
- 90-492 Black
- 90-493 Clear Silver

20 Ft. - No Hanking - 50 Ctn.

- 90-496 Brown
- 90-497 White
- 90-498 Black
- 90-460 Clear Silver
- 90-462 Clear Gold



90-1566 Plug Cover



80-1698 Warning Labels



90-100

Cord Sets

18/2 SPT-2, 18/3 SPT-2 105°C, 10AMP-125V-1250W



Flat Plug Cord Set 18/2 SPT-2-105°C Molded Plug - Tinned Tips 3/4" Strip with 2" Slit

8 Ft. - 36" Hank - 200 Ctn.

- 90-2323 White
- 90-2324 Brown
- 90-2321 Black
- 90-2320 Clear Gold
- 90-2322 Clear Silver

12 Ft. - 72" Hank - 150 Ctn.

- 90-2390 Clear Gold

15 Ft. - No Hanking - 50 Ctn.

- 80-2308 Clear Silver

20 Ft. - No Hanking - 50 Ctn.

- 80-2309 Clear Silver




90-1566 Plug Cover



Flat Plug Cord Set 18/3 SPT-2-105°C Molded Plug - Tinned Tips 3/4" Strip with 3" Slit

10 Ft. - No Hank - 100 Ctn.

- 90-2435 Black
- 90-2436 Clear Silver
- 90-2437 Clear Gold
- 90-2459 White





Cord Sets

18/2 SPT-2 105°C, 10AMP-125V-1250W

Full Tinned Cord Set 18/2 SPT-2-105°C - Molded Plug Full Tinned Tips for Push-In Terminals - 3/4" Strip with 2" Slit

8 Ft. - 36" Hank - 200 Ctn.

- 90-2043 Clear Gold
- 90-2044 Black
- 90-2046 Brown
- 90-2045 Clear Silver
- 90-2087 Clear Gold w/White Stripe
- 90-2186 Clear Gold w/White Stripe & Plug Guard

10 Ft. - 36" Hank - 150 Ctn.

- 90-2642 Clear Silver
- 90-2643 Clear Gold
- 90-2596 Black

12 Ft. - 72" Hank - 150 Ctn.

- 90-2047 Clear Gold
- 90-2048 Clear Silver

16 Ft. - 72" Hank -100 Ctn.

- 80-2450 Clear Silver



Rayon Cord Sets

18/2 SPT-2 105°C w/Molded Polarized Plug, Tinned Tips Strip with 2" Slit

8 Ft. - 200 Ctn.

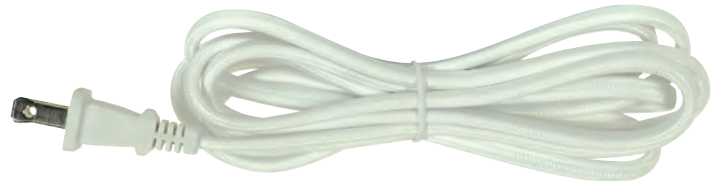
- 80-2288 Black - C UL US Approved
- 80-2289 White - C UL US Approved
- 80-2463 Silver - RU Approved

10 Ft. - 150 Ctn.

- 80-2290 Black - C UL US Approved
- 80-2291 White - C UL US Approved
- 80-2464 Silver - RU Approved

12 Ft. - 50 Ctn.

- 80-2466 Black - RU Approved
- 80-2467 White - RU Approved
- 80-2465 Silver - RU Approved



Cord Sets w/ Line Switches

On-Off Line Switch, 10AMP-125V-1250W



All Cord Sets - Molded Plug - Tinned Tips 3/4" Strip with 2" Slit

6 Ft. 18/2 SPT-1 105°C

Switch 18" From Free End

24" Hank - 200 Ctn.

80-2261 White

80-2262 Brown

80-2397 Black

8 Ft. 18/2 SPT-1 105°C

Switch 24" From Free End

36" Hank - 200 Ctn.

90-1581 White

90-1582 Brown

90-1583 Black

90-1584 Clear Gold

90-1585 Clear Silver

8 Ft. 18/2 SPT-2 105°C

Switch 24" From Free End

36" Hank - 200 Ctn.

90-106 White

90-107 Brown


90-723 Clear Gold

90-968 Clear Silver

90-1425 Black



Colors Available



8 Ft. Cord Sets w/Hi-Low Switch - 18/2 SPT-2 105°C

8 Ft. 18/2 SPT-2 105°C

Switch 29" From Free End


36" Hank - 100 Ctn.

90-2309 Clear Gold

90-2310 Clear Silver



90-1566 Plug Cover




Cord Sets

Heavy Duty 3 Prong Grounded, 10AMP-125V-1250W

18/2 SVT - 105°C 2 Prong Molded Plug, Stripped & Slit

90-2574 15 Ft. White - 50 Ctn.
 90-2575 15 Ft. Black - 50 Ctn.
 Diameter: .234




18/3 SVT - 105°C 3 Prong Molded Plug, Stripped & Slit

90-2085 8 Ft. Black - 100 Ctn.
 90-2086 10 Ft. Black - 100 Ctn.
 90-2210 12 Ft. Black - 50 Ctn.
 90-2243 15 Ft. Black - 50 Ctn.
 Diameter: .250



18/3 SVT - 105°C 3 Prong Molded Plug, Stripped & Slit


90-2414 8 Ft. White - 100 Ctn.
 90-2413 10 Ft. White - 100 Ctn.
 90-2415 15 Ft. White - 50 Ctn.
 Diameter: .250



18/3 SVT - 105°C 3 Prong Molded Plug, Stripped & Slit

90-2403 8 Ft. Clear Silver - 100 Ctn. - Non-UL
 90-2312 10 Ft. Clear Silver - 100 Ctn. - Non-UL
 90-2313 10 Ft. Clear Gold - 100 Ctn. - Non-UL
 90-2406 12 Ft. Clear Silver - 100 Ctn. - Non-UL

80-2556 10 Ft. Clear Silver - 100 Ctn. - UL Approved
 80-2557 15 Ft. Clear Silver - 100 Ctn. - UL Approved
 80-2560 10 Ft. Clear Gold - 100 Ctn. - UL Approved
 80-2561 15 Ft. Clear Gold - 100 Ctn. - UL Approved
 Diameter: .250



18/3 SJT - 105°C 3 Prong Molded Plug, Stripped & Slit

90-2208 6 Ft. Black - 100 Ctn.
 90-2209 8 Ft. Black - 50 Ctn.
 90-2325 10 Ft. Black - 50 Ctn.
 Diameter: .310



18/3 SJTW - 105°C 3 Prong Molded Plug, Stripped & Slit, Outdoor Rated

80-2313 15 Ft. Black - 50 Ctn.
 Diameter: .330



Extension Cords—Indoor Use Only

Coiled 12 Ft. (Coiled Cords)



12 Ft. Coiled (Extended) Extension Cords - 16/2 SPT-2

All extension cords rated at 13A 125V 1625 watts maximum and supplied with safety cover to conceal unused outlets. Indoor use only.

93-179 Blue

93-175 Yellow

93-170 White

93-174 Red

93-169 Green

93-173 Black

Packing: 48/Master, 12/Inner, 1/Card





Extension Cords—Indoor Use Only

16/2 SPT-2, 16/3 SJT

Extension Cords (Indoor Only)—16/2 SPT-2

All extension cords rated at 13A 125V 1625 watts maximum and supplied with safety cover to conceal unused outlets.

White	Brown	Green
93-192 6 Ft.	93-193 6 Ft.	93-5020 6 Ft.
93-194 9 Ft.	93-195 9 Ft.	93-5021 9 Ft.
93-196 12 Ft.	93-197 12 Ft.	93-5022 12 Ft.
93-198 15 Ft.	93-199 15 Ft.	93-5023 15 Ft.

Packing: 50 Master



Extension Cords (Indoor Only)—16/3 SJT

Rated: 13A 125V 1625 Watts

Brown	White
93-5044 6 Ft.	93-5045 6 Ft.
93-5046 9 Ft.	93-5047 9 Ft.
93-5048 12 Ft.	93-5049 12 Ft.

Packing: 50 Master



93-5044

93-5045

Extension Cords

Heavy Duty 16/3, 14/3, 12/3



#14/3 Ga. SPT-3 Gray Air Conditioner/Appliance Cords

Cat No.	Footage	Description	Amps	Wattage	Master/Inner
93-5000	3 ft.	14-3 SPT-3 Gray Cord w/Sleeve	15A/125V	1875W	24
93-5001	6 ft.	14-3 SPT-3 Gray Cord w/Sleeve	15A/125V	1875W	24
93-5002	9 ft.	14-3 SPT-3 Gray Cord w/Sleeve	15A/125V	1875W	12
93-5003	12 ft.	14-3 SPT-3 Gray Cord w/Sleeve	15A/125V	1875W	12
93-5004	15 ft.	14-3 SPT-3 Gray Cord w/Sleeve	15A/125V	1875W	12

#16/3 Ga. SJTW-3 Orange Outdoor Extension Cords

Cat No.	Footage	Description	Amps	Wattage	Master/Inner
93-5034	8 ft.	16-3 SJTW-3 Orange Cord w/Sleeve	13A/125V	1625W	24
93-5035	15 ft.	16-3 SJTW-3 Orange Cord w/Sleeve	13A/125V	1625W	12
93-5005	25 ft.	16-3 SJTW-3 Orange Cord w/Sleeve	13A/125V	1625W	12
93-5006	50 ft.	16-3 SJTW-3 Orange Cord w/Sleeve	13A-125V	1625W	12
93-5007	100 ft.	16-3 SJTW-3 Orange Cord w/Sleeve	10A-125V	1250W	6



#14/3 Ga. SJTW-3 Orange Outdoor Extension Cords

Cat No.	Footage	Description	Amps	Wattage	Master/Inner
93-5008	25 ft.	14-3 SJTW-3 Orange Cord w/Sleeve	15A/125V	1875W	12
93-5009	50 ft.	14-3 SJTW-3 Orange Cord w/Sleeve	15A/125V	1875W	6
93-5010	100 ft.	14-3 SJTW-3 Orange Cord w/Sleeve	13A/125V	1625W	6



#12/3 Ga. SJTW-3 Orange Outdoor Extension Cords

Cat No.	Footage	Description	Amps	Wattage	Master/Inner
93-5017	25 ft.	12-3 SJTW-3 Orange Cord w/Sleeve	15A/125V	1875W	12
93-5018	50 ft.	12-3 SJTW-3 Orange Cord w/Sleeve	15A/125V	1875W	6
93-5019	100 ft.	12-3 SJTW-3 Orange Cord w/Sleeve	13A/125V	1625W	4



Extension Cords Heavy Duty 16/3, 12/3

#16/3 Ga. SJTW-3 Green Outdoor Extension Cords

Cat No.	Footage	Description	Amps	Wattage	Master/Inner
93-5024	25 ft.	16-3 SJTW-3 Green Cord w/Sleeve	13A/125V	1625W	12
93-5025	50 ft.	16-3 SJTW-3 Green Cord w/Sleeve	13A/125V	1625W	12
93-5026	80 ft.	16-3 SJTW-3 Green Cord w/Sleeve	10A/125V	1250W	4



#16/3 Ga. SJTW-3 White Outdoor Extension Cord

Cat No.	Footage	Description	Amps	Wattage	Master/Inner
93-5027	35 ft.	16-3 SJTW-3 White Cord w/Sleeve	13A-125V	1625W	6

#12/3 Ga. 3 Outlet Outdoor Extension Cord

Cat No.	Footage	Description	Amps	Wattage	Master/Inner
93-5030	2 ft.	12-3 STW Orange 3 Outlet Cord	15A-125V	1875W	12




Power Supply Cords & Accessories Heavy Duty Dryer, Range, Garbage Disposal




Replacement Dryer Cords (indoor use only)

Cat No.	Footage	Description	Amps	Wattage	Master/Inner
93-5039	4 ft. - 3 Wire	10-3 SRDT Gray Flat	30A/125V-250V	7500W	12
93-5028	6 ft. - 3 Wire	10-3 SRDT Gray Flat	30A/125V-250V	7500W	12
93-5031	4 ft. - 4 Wire	10-4 SRDT Black Round	30A/125V-250V	7500W	12
93-5029	6 ft. - 4 Wire	10-4 SRDT Black Round	30A/125V-250V	7500W	12



Replacement Range Cords (indoor use only)

Cat No.	Footage	Description	Amps	Wattage	Master/Inner
93-5032	3 ft. - 3 Wire	6-2 — 8-1 SRDT Gray Flat	50A/125V-250V	12500W	12
93-5036	4 ft. - 3 Wire	6-2 — 8-1 SRDT Gray Flat	50A/125V-250V	12500W	12
93-5037	6 ft. - 3 Wire	6-2 — 8-1 SRDT Gray Flat	50A/125V-250V	12500W	12
93-5033	4 ft. - 4 Wire	6-2 — 8-2 SRDT Black Round	50A/125V-250V	12500W	12
93-5038	6 ft. - 4 Wire	6-2 — 8-2 SRDT Black Round	50A/125V-250V	12500W	12



Replacement Garbage Disposal Cords (indoor use only)

Cat No.	Footage	Description	Amps	Wattage	Master/Inner
93-5040	3 ft. - 3 Wire	16-3 SPT-2 Black	13A/125V	1625W	24
93-5043	6 ft. - 3 Wire	16-3 SPT-2 Black	13A/125V	1625W	24

Power Supply Cords & Accessories

Heavy Duty Extension, Power & Trouble Light Cords

3 Fan Outlet Orange Outdoor Extension Cord



Cat No.	Footage	Description	Amps	Wattage	Master/Inner
93-5053	25 ft. - 3 Wire	16-3 SJTW Orange	13A-125V	1625W	12



3 Outlet Indoor Banana Extension Cord



Cat No.	Footage	Description	Amps	Wattage	Master/Inner
93-5056	12 ft. - 3 Wire	16-3 SJT Black	13A-125V	1625W	12



Power Supply Angle Pigtail Cord (indoor use only)



Cat No.	Footage	Description	Amps	Wattage	Master/Inner
93-5041	6 ft. - 3 Wire	16-3 SPT-2	13A-125V	1625W	24



Black Metal Trouble Light w/Cage & Yellow Outlet (indoor use only)



Cat No.	Footage	Description	Amps	Wattage	Master/Inner
93-5050	25 ft. - 3 Wire	16-3 SJTW	0.625A-120V	75W MAX.	12

NOTE: Maximum Wattage is 75W



Black Metal Trouble Light - Less Cage (indoor use only) – Non-UL

Cat No.	Footage	Description	Amps	Wattage	Master/Inner
93-5051	6 ft. - 2 Wire	18-2 SJTW	0.625A-120V	75W MAX.	12

NOTE: Maximum Wattage is 75W

Triple Orange Outdoor Grounded 3 Outlet Current Tap



Cat No.	Footage	Description	Amps	Wattage	Master/Inner
93-5042	No Wire	3 Outlet Current Tap	15/A-125V	1875W	48/12



Surge Suppressors

6 Outlet Strips Indoor Use Only



Flat Plug

91-220 3' Cord - 14/3 SJT
91-229 6' Cord - 14/3 SJT
 6 Outlet Standard Surge Strip
 w/Flat Plug, 245 Joules Rating
 On/Off Switch with
 Built-In Resettable
 Circuit Breaker
 15A-125V, 1875W
 Packing: 12/Master



91-221 4' Cord - 14/3 SJT
 6 Outlet Superior
 Surge Strip,
 540 Joules Rating
 On/Off Switch with
 Built-In Resettable
 Circuit Breaker and
 Indicator Light
 15A-120V, 1800W
 Packing: 12/Master



91-222 4' Cord - 14/3 SJT
 6 Outlet Professional
 Metal Surge Strip,
 540 Joules Rating
 On/Off Switch with
 Built-In Resettable
 Circuit Breaker and
 Indicator Light
 15A-120V, 1800W
 Packing: 12/Master



91-223
 6 Outlet Surge Wall Tap
 540 Joules Rating
 15A-120V, 1800W
 Packing: 12/Master






Surge Suppressors Indoor Use Only



91-233 6' 14/3 SJT w/ Flat Plug
7 Outlet Surge Strip, Lighted On-Off Switch w/ Circuit Breaker,
1500 Joules Rating, Surge Indicator Light,
2-2.1 USB Chargers, 1 Adapter Receptacle,
15A-120V-1875W
Packed 4



91-234 6' 14/3 SJT w/ Flat Plug
8 Outlet Surge Strip, Lighted On-Off Switch w/Circuit Breaker,
3000 Joules Rating, Surge Indicator Light,
2-2.1 USB Chargers, 2 Coax Cable Protection,
2 Adapter Receptacles,
15A-120V-1875W
Packed 4



91-235 6' 14/3 SJT w/ Straight Plug
6 Outlet Metal Surge Strip,
Lighted On-Off Switch w/ Circuit Breaker,
1200 Joules Rating, Surge Indicator Light,
1 Adapter Receptacle,
15A-120V-1875W
Packed 6



91-236 6' 14/3 SJT w/ Straight Plug
3 Outlet Surge Strip
Lighted On-Off Switch w/ Built-In Circuit Breaker,
450 Joules Rating, Surge Indicator Light
2-2.1 USB Chargers, 1 Adapter Receptacle
15A-120V-1800W
Packed 12



91-231 6' 14/3 SJT w/ Straight Plug
6 Outlet Surge Strip,
Lighted On-Off w/Built-In Circuit Breaker,
900 Joules Rating, Surge Indicator Light,
2-2.1 USB Chargers, 1 Adapter Receptacle,
15A-120V-1875W
Packed 6



91-232 6' 14/3 SJT w/ Straight Plug
6 Outlet Metal Strip,
Lighted On-Off w/Built-In Circuit Breaker,
300 Joules Rating, Surge Indicator Light,
1 Adapter Receptacle
15A-120V-1875W
Packed 12

Wire Covers



S70-830 White
Inside Elbow
Packing: 144/Master 12/Inner



S70-832 White
Outside Elbow
Packing: 144/Master 12/Inner



S70-829 White
Straight Coupling
Packing: 144/Master 12/Inner



S70-831 White
Flat Elbow
Packing: 144/Master 12/Inner



S70-826
40" White
Packing: 24/Master

A Complete Do-It-Yourself Self Sticking Wire Cover System

- For:
- Wall lamps
 - Extension cords
 - Ceiling swag lighting
 - Telephones
 - Home alarm systems
 - Stereo and VCR
 - Track lighting
 - CATV cable
 - Speaker wire
 - Television wire

Wire Covers and Couplings available in white and can be painted.



Electrical Tape & Terminals PVC Insulation

Electrical Tape 3/4" x 60 Ft. in Colors - 200 pcs. to Master



90-1420 Black



90-1814 White



90-1907 Red



90-1908 Yellow



90-1909 Blue



90-1910 Green

Terminals - Round & Spade



80-2331 Brass
80-2332 Nickel
1/8 IP Lug



80-2333 Brass
80-2334 Nickel
1/4 IP Lug



80-2335 Brass
"U" Shape Lug

Lighting Accessories Cages & Warehouse Shades



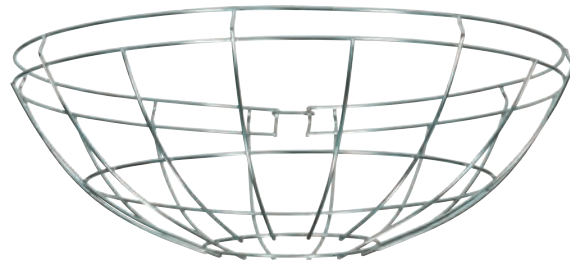
90-1310 Brass **90-1917** White
90-1912 Nickel **90-1918** Unfinished
90-1916 Black **90-1919** Dark Antique
 Light Bulb Cage
 Height: 5 1/4" - 3 3/4" Dia.
 Packing: 60/Master 10/Inner



90-2612
 Yellow Trouble Light
 Plastic Cage
 Suitable For Outdoor Locations
 Height: 6 1/2" - 5-1/4" Dia.
 Packing: 12/Master




SF76-660 Green **SF76-661** Brushed Nickel
SF76-284 Black **SF76-662** Old Bronze
SF76-283 White **SF76-663** Red
 Warehouse Shades
 (1) 100W-A19
 Dimensions: 16" W x 8 1/8" H
 w/12 Ft. 18/3 SVT Cord



80-1979
 Wire Cage for Warehouse Shades
 Fits Items: 76-283, 76-284, 76-660, 76-661, 76-662, 76-663
 Width: 15 1/2" Height: 5 1/4" with Adjustable Clamp
 Packing: 6/Master

Wire Connectors

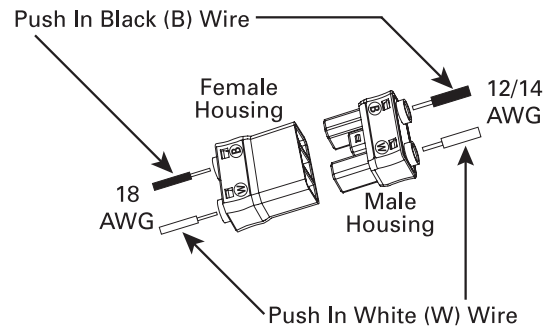
Splice Connectors for Ballast Disconnect



90-2536
Orange 2 Piece Snap Together Connector for Solid or Tinned Tip Wire: 18 AWG (Female Housing)
12/14 AWG (Male Housing)
3A-125V, 1.3A-277V 105°C

Splice Connector Instructions

Provides fast & easy disconnect/connect of hot & neutral wires, reducing shock hazard during ballast replacement.



80-2010
Yellow (small) 2 Piece Snap Together Connector for Solid or Tinned Tip Wire: 18/12 AWG (Female Housing)
18 AWG (Male Housing)
6A-600V 105°C

Wing Nut Wire Connectors w/Spring Inserts for 105°C Supply Wire 600V



90-2237 Yellow (105°C) 4 # 18 Max.	90-2238 Tan (105°C) 9 # 18 Max.	90-2239 Red (105°C) 5 # 16 Max.	90-2240 Grey (105°C) 4 # 12 Max.	90-2241 Blue (105°C) 4 # 10 Max.
---	--	--	---	---

High Heat 150°C



90-1418
High Heat
Black
(150°C)
2 # 18
Max.

Wire Connectors w/Spring Inserts for 105°C Supply Wire 600V



90-1852 Small Blue (105°C) 3 # 18 Max.	90-1419 Medium Orange (105°C) 5 # 18 Max.	90-1440 Large Yellow (105°C) 6 # 18 Max.	90-1421 Extra Large Red (105°C) 8 # 18 Max.
--	---	--	---

Porcelain Connectors (Non UL) for High Heat 150°C 300V



90-1311 Small (150°C) 2 # 18 Max.	90-1312 Medium (150°C) 4 # 18 Max.	90-1313 Large (150°C) 6 # 18 Max.
--	---	--

Plastic Connectors for 105°C Supply Wire 300V



90-396 Ext. Small (105°C) 2 # 18 Max.	90-469 Small (105°C) 4 # 18 Max.	90-470 Medium (105°C) 5 # 18 Max.
--	---	--

Bushings

Assorted Nylon, Metal, Plastic

Nylon Snap-In Bushings



90-157 Black
for 5/16" Hole



90-1824 Gold
for 5/16" Hole



90-158 Black
for 3/8" Hole



90-1825 Gold
for 3/8" Hole



90-161 Black
for 7/16" Hole



90-180 Gold
for 7/16" Hole

Metal Strain Reliefs



90-1158
Small



90-998
Small with Tab



90-1159
Large with Tab

Plastic Pipe Bushings



90-1422
1/8 IP



90-1423
1/4 IP

Plastic Bushings

1/8 IP



90-327 White
1/8 IP Male



90-328 Black
1/8 IP Male



90-321 White
1/8 IP Female



90-322 Black
1/8 IP Female



90-325 White
1/4 IP Male

1/4 IP



90-326 Black
1/4 IP Male



90-323 White
1/4 IP Female



90-324 Black
1/4 IP Female

Plastic Bushings & Strain Relief For 18/2 SVT Wire



80-2550
Clear
1/8 IP
Strain Relief
w/Set Screw



80-2338
Black
1/8 IP
Strain Relief
w/Set Screw



80-2342
White
1/8 IP
Strain Relief
w/Set Screw



80-2339
Black
1/8 IP
Bushing



80-2340
White
1/8 IP
Bushing



80-2341
Silver
1/8 IP
Bushing



80-2549
Clear
1/8 IP
Bushing



80-2495
White
Strain Relief
For E12



Flood Outdoor Garden Lights, Wet Location

5 LED Plastic Cast Flood Light w/Ground Stake - Head Pivots 180°

Cat No.	Wire Type	Color	Length	Watts	Pack
93-5058	18/2 SJTW	Green	6 Ft. w/plug	3.4W-120V	6/1



Single Plastic Flood Light w/Round Plate For Dual Mounting and Ground Stake - 180° Rotation Wall Mount - Rated for 100W Floodlight, Ground Stake Mounting - Rated for 150W Floodlight

Cat No.	Wire Type	Color	Length	Watts	Pack
SF77-325	18/2 SJTW	Green	6 Ft. w/plug	150W-120V	12/1

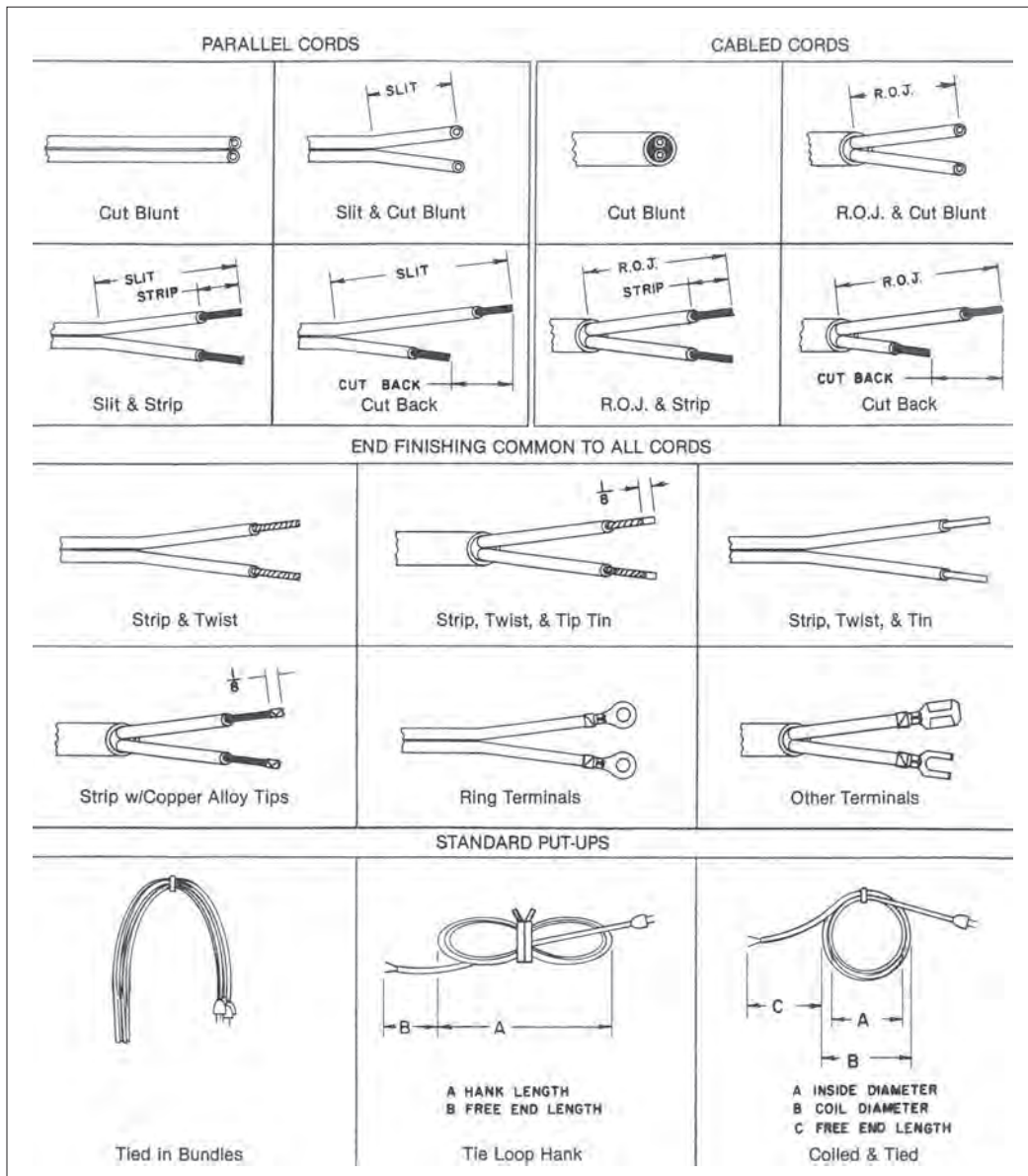


WIRES, CORDS, ACCESSORIES

Ampacity Charts

- Amperage is a measure of the electrical current flowing through a circuit. Current is measured in amperes or “amps”. You must use the correct size wire for the amperage requirement of the circuit to prevent the wire from over heating.
- The number and type of electrical devices connected to a circuit determine the amperage requirement of the circuit. Usually, a general purpose house circuit is designed for 20 amps. Lighting circuits may be designed for only 15 amps.
- To calculate the amperage for a circuit, first add up the wattage of all the electrical devices that will be on the circuit. Then, divide the total wattage by the voltage of the system, 110 or 220, and that will give you the expected current or amps.

Power Supply Cord Terminology



Harps & accessories.....	155-156
Knobs & finials.....	157-160
Reel & bulk chain.....	161-163
Steel & brass nipple	164-165
Cross bars & lamp parts.....	166-167
Locknuts & washers	168-169
Check rings	170-171
Washers & steel pipe.....	172

Hardware & Lamp Parts

Fixture & screw collar loops	173-175
Hardware, caps, screws & bushings	176-178
Brass couplings & balls	179
Brass necks & spindles	180
Brass swivels.....	181
Armbacs & elbows.....	182
Swag hook kits & drop ceiling/track accessories	183
Spacers & candle cups	184
Steel necks.....	185
Candle covers	186-191
Bead chain & accessories, pulls & tassels	192
Crystal & lighting accessories	193-194



Harps & Accessories

Heavy Duty Harps 1/8 IP Saddle, 1/4-27 Thread

Polished Brass Finish: 125 Ctn.

- 90-2203 - 6"
- 90-2204 - 6 1/2"
- 90-919 - 7"
- 90-552 - 7 1/2"
- 90-2235 - 7 3/4"
- 90-920 - 8"
- 90-553 - 8 1/2"
- 90-921 - 9"
- 90-554 - 9 1/2"
- 90-922 - 10"
- 90-555 - 10-1/2"
- 90-923 - 11"
- 90-556 - 11 1/2"
- 90-924 - 12"
- 90-557 - 12 1/2"
- 90-925 - 13"
- 90-2256 - 13 1/2"
- 90-2257 - 14"
- 90-2520 - 15"




Polished Nickel Finish: 125 Ctn.

- 90-2205 - 6"
- 90-2206 - 6 1/2"
- 90-2000 - 7"
- 90-2007 - 7 1/2"
- 90-2236 - 7 3/4"
- 90-2001 - 8"
- 90-2008 - 8 1/2"
- 90-2002 - 9"
- 90-2009 - 9 1/2"
- 90-2003 - 10"
- 90-2010 - 10 1/2"
- 90-2004 - 11"
- 90-2011 - 11 1/2"
- 90-2005 - 12"
- 90-2012 - 12 1/2"
- 90-2006 - 13"
- 90-2258 - 13 1/2"
- 90-2259 - 14"
- 90-2521 - 15"



Antique Brass Finish: 125 Ctn.

- 90-2264 - 6"
- 90-2265 - 7"
- 90-2266 - 8"
- 90-2267 - 9"
- 80-2293 - 9 1/2"
- 90-2268 - 10"
- 80-2294 - 10 1/2"
- 90-2269 - 11"
- 90-2270 - 12"



Dark Antique Brass Finish: 125 Ctn.

- 80-2552 - 6"
- 80-2555 - 6 1/2"
- 90-2088 - 7"
- 90-2078 - 7 1/2"
- 90-2089 - 8"
- 90-2079 - 8 1/2"
- 80-2177 - 9"
- 90-2080 - 9 1/2"
- 80-2152 - 10"



1/8 IP - 2-3/4" Wide Saddles for CFL—Heavy Duty

- 90-2340 1/8 IP Saddle - Brass Plated
- 90-2341 1/8 IP Saddle - Nickel Plated



1/2" Finial—Zinc Die Cast 1/4-27

- 80-1181 Polished Brass Finish
- 80-1182 Nickel Finish
- 80-1518 Antique Brass
- 80-1519 Dark Antique Brass



1/8 IP & 1/4 IP—Heavy Duty Saddles

- 80-2149 1/8 IP Saddle - Antique Brass
- 90-2291 1/8 IP Saddle - Brass Plated
- 90-2292 1/8 IP Saddle - Nickel Plated
- 90-2031 1/4 IP Saddle - Brass Plated
- 90-2032 1/4 IP Saddle - Nickel Plated



Shade Rings—Plated 3/4" Diameter (10 gauge)

- 90-2456 3 Hole Brass
- 90-2533 3 Hole Nickel
- 90-2457 4 Hole Brass
- 90-2534 4 Hole Nickel



Harps & Accessories

Light Duty Harps 1/8 IP Saddle, 1/4-27 Thread

Polished Brass Finish: 125 Ctn.

- 90-2029 - 4"
- 90-2030 - 5"
- 90-2374 - 5 1/2"
- 90-2376 - 6"
- 90-570 - 6 1/2"
- 90-219 - 7"
- 90-558 - 7 1/2"
- 90-220 - 8"
- 90-559 - 8 1/2"
- 90-221 - 9"
- 90-560 - 9 1/2"
- 90-222 - 10"
- 90-561 - 10 1/2"
- 90-223 - 11"
- 90-562 - 11 1/2"
- 90-224 - 12"
- 90-563 - 12 1/2"
- 90-225 - 13"
- 90-571 - 13 1/2"
- 90-2378 - 14"
- 90-2522 - 15"




Polished Nickel Finish: 125 Ctn.

- 90-2242 - 4"
- 90-2028 - 5"
- 90-2375 - 5 1/2"
- 90-2377 - 6"
- 90-2020 - 6 1/2"
- 90-2013 - 7"
- 90-2021 - 7 1/2"
- 90-2014 - 8"
- 90-2022 - 8 1/2"
- 90-2015 - 9"
- 90-2023 - 9 1/2"
- 90-2016 - 10"
- 90-2024 - 10 1/2"
- 90-2017 - 11"
- 90-2025 - 11 1/2"
- 90-2018 - 12"
- 90-2026 - 12 1/2"
- 90-2019 - 13"
- 90-2027 - 13 1/2"
- 90-2379 - 14"
- 90-2523 - 15"



Dark Antique Brass Finish: 125 Ctn.

- 90-2081 - 7"
- 90-2082 - 8"
- 90-2083 - 9"
- 80-2151 - 10"



All Harps are measured
from the top of the harp
(not including the 1/4-27 thread riser)
to the bottom of the assembled saddle.

1/8 IP - 2-3/4" Wide Saddles for CFL—Light Duty

- 90-2338 1/8 IP Saddle - Brass Plated
- 90-2339 1/8 IP Saddle - Nickel Plated



1/2" Finial—Zinc Die Cast 1/4-27

- 80-1181 Polished Brass Finish
- 80-1182 Nickel Finish
- 80-1518 Antique Brass
- 80-1519 Dark Antique Brass





1/8 IP & 1/4—Light Duty Saddles

- 90-2293 1/8 IP Saddle - Brass Plated
- 90-2289 1/8 IP Saddle - Nickel Plated
- 90-2093 1/4 IP Saddle - Brass Plated
- 90-2094 1/4 IP Saddle - Nickel Plated



Steel Finials—Plated 1/4-27

- 
 90-139 1/2" Brass
- 
 90-2453 1/2" Nickel
- 90-136 1" Brass
- 90-2454 1" Nickel
- 90-137 1 1/2" Brass
- 90-2455 1 1/2" Nickel

Harps & Accessories

Heavy Duty Cup Harps 1/4-27 Thread

Polished Brass Finish

- 90-2246 - 6"
- 90-2248 - 7"
- 90-2250 - 8"
- 90-2252 - 9"
- 90-2254 - 10"



Polished Nickel Finish

- 90-2247 - 6"
- 90-2249 - 7"
- 90-2251 - 8"
- 90-2253 - 9"
- 90-2255 - 10"



All Harps are measured exact size. (not including Harp Cup)

Bulb Clips – 1/4-27



90-2535
3" Dia. Ring
with Bulb Clip
Brass Plated



90-2529
2" Short
Medium Base,
Bulb Clip & Finial
Brass Plated



90-940
3 5/8" H - 2 1/8" Dia.
Medium Base,
Bulb Clip
Brass Plated



90-1567
2 5/8" H - 1" Dia.
Candelabra Base,
Bulb Clip
Brass Plated

Steel & Solid Brass Risers – 1/4-27



Steel
Brass Plated
90-2458 1 1/2"
90-142 1"
90-2597 1 1/2"
90-141 2"



Solid Brass
Burnished &
Lacquered
90-1562 1/2"
90-140 1"
90-1589 1 1/2"
90-701 2"

2-1/2" H - 2 1/4" Dia. Heavy Duty Cup for Swing Arm Lamps



90-2353
Polished Brass Finish



90-2354
Nickel Finish

Socket Saddle Protector



80-1197
Steel U-Bracket
Unfinished

Knobs & Finials

Die Cast Assorted Finishes



Bud Finial
1 3/8" Height - 1/8 IP
90-1723 Polished Brass
90-1724 Antique Brass
90-1725 Polished Chrome



Acorn Finial
1 1/2" Height - 1/8 IP
90-133 Polished Brass
90-1712 Antique Brass
90-1713 Polished Chrome



Spindle Finial
2 1/4" Height - 1/8 IP
90-135 Polished Brass



Bullet Finial
2" Height - 1/4-27
90-1717 Polished Brass
90-1718 Antique Brass
90-1719 Polished Chrome



Modern Finial
1 1/2" Height - 1/4-27
90-1714 Polished Brass
90-1715 Antique Brass
90-1716 Polished Chrome



Pyramid Finial
1 1/2" Height - 1/4-27
90-1720 Polished Brass
90-1721 Antique Brass
90-1722 Polished Chrome




90-762
Use 90-762 to Reduce
1/8 IP to 1/4-27
(Thread on Lamp Harp)



Small Pyramid Knob
3/4" Height - 1/8 IP
90-959 Polished Brass



Large Pyramid Knob
1 1/4" Height - 1/8 IP
90-1160 Polished Brass
90-1161 Antique Brass
90-1711 Polished Chrome



1" Plain Knob - 1/8 IP - 3/8" H
90-1050 Polished Brass
90-1051 Polished Chrome

Knobs & Finials

Solid Brass Assorted Finishes



90-886 Burnished & Lacquered
Urn Finial
1 3/4" Height - 1/8 IP



90-130 Burnished & Lacquered
Small Spindle Finial
1 7/8" Height - 1/4-27



90-1731 Polished Brass
Large Spindle Finial
2 3/8" Height - 1/4-27



90-838 Brass
Burnished & Lacquered
80-2102 Nickel
Bullet Finial
2" Height - 1/8 IP



90-1735 Polished Brass
Urn Finial
1 7/16" Height - 1/4-27



90-837 Burnished & Lacquered
Acorn Finial
1 1/2" Height - 1/8 IP



90-1732 Polished Brass
Finial
1 1/2" Height - 1/4-27



90-1733 Brass
Burnished & Lacquered
80-2103 Nickel
Polished Tear Drop Finial
1 1/2" Height - 1/8 IP



90-842 Brass Ball Finial
1 1/4" Height, 3/4" Dia. - 1/8 IP
Burnished & Lacquered

80-1880 Satin Nickel Ball Finial
1 1/4" Height, 3/4" Dia. 1/4-27



90-132 Burnished & Lacquered
Ball Finial
1 3/8" Height, 7/8" Dia. 1/8 IP



90-1386 Burnished & Lacquered
Ball Knob Finial
1 1/8" Height - 1/4-27



90-762
Use **90-762** to Reduce
1/8 IP to 1/4-27
(Thread on Lamp Harp)

Decorative Finials

Solid Brass Polished



90-1744 Polished Brass
Flame Ribbed Brass Finial
2 3/4" Height - 1/4-27



90-1743 Polished Brass
Leaf Brass Finial
3 1/2" Height - 1/4-27



90-1745 Polished Brass
U-Shaped Leaf Brass Finial
2 3/4" Height - 1/4-27



90-1734 Polished Brass
Large Urn Finial
2 3/4" Height - 1/8 IP



90-1746 Polished Brass
Fan Brass Finial
3" Height - 1/4-27



90-1747 Polished Brass
Oriental Brass Finial
2 3/4" Height - 1/4-27

Decorative Finials



90-1748
Ceramic
Urn Finial
2 1/2" Height - 1/4-27



90-1741
Wood Ball Finial
1 5/8" Height - 1/4-27



90-1738
Diamond Cut Crystal Finial
2 1/4" Height - 1/4-27



90-1737
Pendant Cut Crystal Finial
2 3/4" Height - 1/4-27



90-1739
U-Drop Cut Crystal Finial
3 1/4" Height - 1/4-27




90-1736
Ball Cut Crystal Finial
2 1/4" Height - 1/4-27

Reel Chain

11 Gauge / 8 Gauge

11 Gauge Chain - 50 Yds. (150 Ft.) to Reel / 1 Reel Master



15 lbs.
MAX

79-200
Brass
Finish

79-204
Antique
Brass
Finish

79-201
Nickel
Finish


79-233
White
Finish

79-203
Black
Finish

79-205
Spanish Type
Brass Finish
(120' Reel)

79-206
Spanish Type
Antique
Brass Finish
(120' Reel)

8 Gauge Chain - 100 Ft. to Reel / 1 Reel to Master



35 lbs.
MAX

79-209
Brass
Finish

79-212
Antique
Brass
Finish

79-210
Nickel
Finish

79-213
White
Finish

79-211
Black
Finish



90-099
Malleable Iron Chain
Pliers
Packing: 1 Box / 50 master



Bulk Chain

1 Yard Lengths—11 Gauge / 8 Gauge

11 Gauge Chain



90-070
Brass
Finish

90-071
Antique
Brass
Finish

90-072
Black
Finish

90-077
Nickel
Finish

90-670
White
Finish

15 lbs.
MAX

Specifications

- 1 1/2" Link length
- 7/8" Link width
- 3/32" Thick
- 1 Yard length
- 200 Yards/Ctn.

8 Gauge Chain



79-455
Brass
Finish

79-464
Antique
Brass
Finish

79-460
Nickel
Finish

79-458
White
Finish

79-457
Black
Finish

35 lbs.
MAX

Specifications

- 1 1/2" Link length
- 7/8" Link width
- 1/8" Thick
- 1 Yard length
- 100 Yards/Ctn.

Bulk Chain

1 Yard Lengths—8 Gauge / 4 Gauge / Specialty Chain

8 Gauge Chain



35 lbs. MAX

- Specifications**
- 1 1/2" Link length
 - 7/8" Link width
 - 1/8" Thick
 - 1 Yard length
 - 24 Yards/Ctn.

25-1067 Old Bronze Finish	25-1072 Textured White Finish	25-1069 Brushed Nickel Finish	25-1080 Copper Bronze Finish	25-1074 Flemish Gold Finish	25-1081 Dorado Bronze Finish
--	---	---	--	---	--

4 Gauge Chain



90-080 Brass Finish	90-081 Antique Brass Finish	90-000 Nickel Finish	90-085 Black Finish	79-466 White Finish
----------------------------------	---	-----------------------------------	----------------------------------	----------------------------------

50 lbs. MAX

- Specifications**
- 1-3/4" Link length
 - 1 1/8" Link width
 - 1/4" Thick
 - 1 Yard length
 - 50 Yards/Ctn.

Specialty Chain



90-078 Spanish Type Polished Brass Finish	90-086 Spanish Type Antique Brass Finish	79-432 Fluorescent Chrome Finish	79-306 #12 Jack Chain 100 Ft. Lengths
---	--	--	---

15 lbs. MAX

- Specifications**
- 1 Yard length
 - 100 Yards/Ctn.

Steel Nipples - Bulk Pack Zinc Plated & Unfinished



1/8 IP
Thread Size
3/8" Wide

1/8 IP Steel Nipple—Zinc Plated

Item No.	Length	Item No.	Length	Item No.	Length	Item No.	Length
90-1028	3/8"	90-1008	2 1/8"	90-1030	5 1/4"	90-2105	16"
90-280	1/2"	90-289	2 1/4"	90-1031	5 1/2"	90-2106	18"
90-281	5/8"	90-290	2 1/2"	90-1198	5 3/4"	90-2107	20"
90-282	3/4"	90-1012	2 5/8"	90-255	6"	90-271	24"
90-1021	7/8"	90-1022	2 3/4"	90-1004	6 1/8"	90-270	30"
90-283	1"	90-291	3"	90-1281	6 1/2"	90-274	36" Unfinished
90-284	1 1/8"	90-292	3 1/4"	90-1005	7"	90-2233	36"
90-258	1 1/4"	90-293	3 1/2"	90-256	8"	90-2108	45"
90-285	1 3/8"	90-1014	3 3/4"	90-2102	9"	90-2109	48"
90-286	1 1/2"	90-294	4"	90-1068	10"	90-2110	54"
90-2111	1 5/8"	90-1023	4 1/4"	90-2103	11"	90-2627	60"
90-257	1 3/4"	90-1003	4 1/2"	90-1009	11 1/2"	90-2625	72"
90-287	1 7/8"	90-1029	4 3/4"	90-272	12"		
90-288	2"	90-295	5"	90-2104	14"		

Zinc plated steel except 90-274 (36") which is unfinished steel



1/4 IP
Thread Size
1/2" Wide

1/4 IP Steel Nipple—Zinc Plated

Item No.	Length	Item No.	Length	Item No.	Length	Item No.	Length
90-296	1/2"	90-2115	2 1/4"	90-261	5"	90-2127	24"
90-1199	5/8"	90-301	2 1/2"	90-2118	5 1/4"	80-2361	36"
90-302	3/4"	90-1162	2 3/4"	90-2119	5 1/2"	90-1063	36" Unfinished
90-2112	7/8"	90-259	3"	90-2120	5 3/4"	90-2545	48"
90-297	1"	90-1026	3 1/4"	90-262	6"	90-2546	48" Unfinished
90-2113	1 1/8"	90-1027	3 1/2"	90-2121	7"	90-2594	50"
90-1000	1 1/4"	90-1163	3 3/4"	90-2122	8"	80-2362	60"
90-2114	1 3/8"	90-260	4"	90-2123	9"	80-1938	72"
90-298	1 1/2"	90-2116	4 1/4"	90-2124	10"		
90-1025	1 3/4"	90-1002	4 1/2"	90-2125	11"		
90-299	2"	90-2117	4 3/4"	90-2126	12"		

Zinc plated steel except 90-1063 (36") & 90-2546 (48") which are unfinished steel



3/8 IP
Thread Size
5/8" Wide

3/8 IP Steel Nipple—Zinc Plated

Item No.	Length	Item No.	Length	Item No.	Length	Item No.	Length
90-2128	1/2"	90-2131	1 1/8"	90-1062	2"	90-609	5"
90-2129	5/8"	90-1018	1 1/4"	90-607	2 1/2"	90-610	6"
90-1016	3/4"	90-2132	1 3/8"	90-1060	3"	80-2363	36"
90-2130	7/8"	90-606	1 1/2"	90-1173	3 3/4"	90-611	36" Unfinished
90-1015	1"	90-1017	1 3/4"	90-608	4"	90-2626	48"

Zinc plated steel except 90-611 (36") which is unfinished steel

Steel Nipples - Bulk Pack

Yellow Zinc Plated (YZP) & Solid Brass

1/8 IP Steel Yellow—Zinc Plated (YZP)

Item No.	Length	Item No.	Length	Item No.	Length	Item No.	Length
90-5003	3/8"	90-5032	4"	90-5092	11 1/2"	90-5152	19"
90-5004	1/2"	90-5036	4 1/2"	90-5096	12"	90-5156	19 1/2"
90-5005	5/8"	90-5040	5"	90-5100	12 1/2"	90-5160	20"
90-5006	3/4"	90-5044	5 1/2"	90-5104	13"	90-5168	21"
90-5007	7/8"	90-5048	6"	90-5108	13 1/2"	90-5176	22"
90-5008	1"	90-5052	6 1/2"	90-5112	14"	90-5180	22 1/2"
90-5010	1 1/4"	90-5056	7"	90-5116	14 1/2"	90-5184	23"
90-5012	1 1/2"	90-5060	7 1/2"	90-5120	15"	90-5192	24"
90-5014	1 3/4"	90-5064	8"	90-5124	15 1/2"	90-2622	30"
90-5016	2"	90-5068	8 1/2"	90-5128	16"	90-5199	36"
90-5020	2 1/2"	90-5072	9"	90-5132	16 1/2"	90-5200	45"
90-5024	3"	90-5076	9 1/2"	90-5136	17"	90-5201	48"
90-5026	3 1/4"	90-5080	10"	90-5140	17 1/2"	90-5203	54"
90-5028	3 1/2"	90-5084	10 1/2"	90-5144	18"	90-2623	60"
90-5030	3 3/4"	90-5088	11"	90-5148	18 1/2"		



1/8 IP
Thread Size
3/8" Wide

1/8 IP Solid Brass Nipples—Unfinished

Item No.	Length	Item No.	Length	Item No.	Length	Item No.	Length
90-2211	3/8"	90-1188	1 1/2"	90-1192	3"	90-2137	5"
90-1182	1/2"	90-2133	1 5/8"	90-1193	3 1/4"	90-2138	5 1/2"
90-1183	5/8"	90-2134	1 3/4"	90-1194	3 1/2"	90-2158	6"
90-1184	3/4"	90-1189	2"	90-2136	3 3/4"	90-2234	36"
90-1185	1"	90-1190	2 1/4"	90-1195	4"		
90-1186	1 1/8"	90-1191	2 1/2"	90-1196	4 1/4"		
90-1187	1 1/4"	90-2135	2 3/4"	90-1197	4 1/2"		



1/8 IP
Thread Size
3/8" Wide

1/4 IP Solid Brass Nipples—Unfinished

Item No.	Length	Item No.	Length	Item No.	Length	Item No.	Length
90-2518	1/2"	90-2472	7/8"	90-2475	2"	90-2476	3 1/2"
90-2519	5/8"	90-2473	1"	90-2407	2 1/2"		
90-2471	3/4"	90-2474	1 1/2"	90-2385	3"		



1/4 IP
Thread Size
1/2" Wide

Thread Size Reference Guide

4-36	6-32	8-32	1/4-20	1/4-27	5/16-27	1/8 IPS	1/4 IPS	3/8 IPS
3/32"	1/8"	5/32"	1/4"	1/4"	5/16"	3/8"	1/2"	5/8"

Cross Bars

Assorted Cross Bars

Gem Bars 1/8 IP



90-113 - Non-UL
3/4" x 3 7/8"



90-1125 with Ground Screw - 3/4" x 3 7/8"

Cross Bars 1/4 IP




90-110
1" x 4 3/8"



90-1126 with Ground Screw - 1" x 4 3/8"
90-2477 with Ground Screw - 1" x 4 3/8" (heavy duty)

Cross Bar 3/8 IP



90-1065
1" x 4 3/8"



Adjustable Cross Bar—Non-UL



90-179 Center Hole Slips 3/8 IP
Adjusts from 4 1/2" to 6 1/2"

Offset Cross Bars



90-109
1" x 4 5/8"
Screw Holes - 4 1/4" Center to Center



90-112
1" x 4"
Screw Holes - 2 3/4", 3 3/8" and 3 1/2"
Center to Center
Center Hole Slips 3/8 IP
with Ground Screw

Double Cross Bars—Non-UL



90-575
Screw Holes - 2 3/4" and 3 7/8"
Center to Center



90-1073
Screw Holes - 2 3/4" and 3 7/8"
Center to Center with Ground Screw

Flat—Heavy Duty Crossbar - Non-UL


80-2146
1/8 IP Center Hole Only
No Screw Holes
1" x 6"



Lamp Parts


Universal Crossbars & Lamp Parts

Round Universal Crossbar—Flat Sides



90-1784
4" L x 3 1/2" Dia.
Screw Holes 2 3/4" x 3 1/2"
Center to Center

Universal Crossbar



90-111
4" L x 3" Dia.
Screw Holes 2 3/4" x 3 1/2"
Center to Center
90-2478 with Grounded Screw

Round Universal Crossbar—Non-UL



90-1650
4" Round
Screw Holes 2 3/4" x 3 1/2"
Center to Center
90-1785 with Ground Screw

5/8" Small Ceiling Hickey w/Screw Hole - 8/32



90-5310 1/8 IP x 1/8 IP

1" Ceiling Hickey (No Hole & 8/32 Tapped Hole)



90-114	1/8 IP x 1/4 IP	No Hole
90-115	1/8 IP x 1/8 IP	No Hole
90-178	1/8 IP x 3/8 IP	No Hole
90-1705	1/4 IP x 1/4 IP	Tapped Hole
90-175	1/4 IP x 3/8 IP	Tapped Hole
90-589	3/8 IP x 3/8 IP	No Hole
90-612	1/2 IP x 1/2 IP	No Hole

1" Malleable Iron Hickey



90-1127	1/8 IP x 1/8 IP
90-1128	1/8 IP x 1/4 IP
90-1217	1/8 IP x 3/8 IP
90-1565	1/4 IP x 1/4 IP
90-1129	1/4 IP x 3/8 IP
90-598	3/8 IP x 3/8 IP
90-613	1/2 IP x 1/2 IP

1" Small Ceiling Hickey w/Screw Hole - 8/32



80-2015 1/8 IP x 1/8 IP

Ceiling Extension



90-165 1"
90-593 1 3/8"
3/8 IP Male x 3/8 IP Female

Crowfoot



90-1130 3/8 IP Male

Locknuts & Washers

Steel Unfinished, Brass Plated, Zinc Plated

Locknuts, Pal Nuts and Toothwashers

Steel Locknuts - 1/8 IP



9/16" Hex., 1/8" Thick
90-001 Unfinished
90-1036 Brass Plated
90-1037 Zinc Plated



9/16" Hex., 3/16" Thick
90-034 Unfinished
90-033 Brass Plated
90-1035 Zinc Plated



1/2" Hex., 1/8" Thick
90-187 Unfinished
90-1066 Brass Plated
90-1636 Zinc Plated



1/2" Hex., 3/16" Thick
90-1648 Unfinished
90-1646 Brass Plated
90-1649 Zinc Plated

Steel Locknuts - 1/4 IP



11/16" Hex., 1/8" Thick
90-1038 Unfinished
90-591 Brass Plated
90-171 Zinc Plated



3/4" Hex., 1/4" Thick
90-1702 Unfinished
90-1703 Brass Plated
90-1704 Zinc Plated



7/8" Dia., 1/8" Thick
90-002 Zinc Plated



1" Dia., 1/8" Thick
90-1424 Zinc Plated
 Steel Square Locknut

Steel Locknuts



90-015
 6/32
 Zinc Plated



90-017
 8/32
 Zinc Plated



90-018
 1/4-20
 Zinc Plated



90-019 Unfinished



90-594 Brass Plated

Steel Pal Nuts 1/8 IP

Toothwashers 1/8 IP Slip



90-390
 Unfinished



90-392
 Brass Plated



90-592
 Zinc Plated



90-1874
 Nickel

External Toothwasher 1/8 IP Slip



90-1875
 Nickel

Toothwasher 8/32 Slip



90-1578
 Zinc Plated

Toothwashers 1/4 IP Slip



90-1804
 Zinc Plated



90-1579
 Unfinished



90-1580
 Brass Plated

Toothwasher 3/8 IP Slip



90-1698
 Zinc Plated

Brass Locknuts

Brass Unfinished, Nickel Plated, Burnished & Lacquered

Brass Round Knurled Locknuts 9/16" Diameter 1/8 IP - 3/32" Thick



90-003
Burnished & Lacquered



90-1042
Nickel Plated



90-1699
Unfinished

Brass Round Knurled Locknuts 3/4" Diameter 1/8 IP - 3/32" Thick



90-004
Burnished & Lacquered



90-1577
Nickel Plated



90-1623
Unfinished

Brass Hexagon Locknuts 1/8 IP



90-172 Unfinished
1/2" Hex., 1/8" Thick



90-1385 Nickel Plated
1/2" Hex., 1/8" Thick



90-1700 Unfinished
1/2" Hex., 3/16" Thick

Brass Round Beaded Locknut 1/8 IP & 1/4 IP



90-1634 1/8 IP Unfinished
9/16" Dia., 5/32" Thick
80-2227 1/4 IP Unfinished
9/16" Dia., 11/64" Thick



90-1621 Unfinished
3/4" Dia., 1/8" Thick
90-1858 Nickel
3/4" Dia., 1/8" Thick



90-016
Burnished & Lacquered

Brass Hexagon Locknut 1/4 IP



90-1701 Unfinished
11/16" Hex., 3/16" Thick

Brass Round Knurled Locknut 1/4 IP



90-014 Burnished & Lacquered
3/4" Dia., 1/8" Thick

Brass Round Knurled Locknut 1/8 IP



90-1601 Unfinished
1" Dia., 1/8" Thick

Check Rings

Steel Unfinished, Brass Plated, Nickel Plated

1/8 IP = 7/16" Dia.
1/4 IP = 9/16" Dia.

Curled Edge 1/8 IP Slip



Steel Check Ring
Curled Edge
1/8 IP Slip - Brass Plated

90-2049	1/2"	90-333	1 1/4"
90-379	5/8"	90-2061	1 3/8"
90-359	3/4"	90-364	1 1/2"
90-360	7/8"	90-350	1 3/4"
90-362	1"	90-351	2"
90-363	1 1/8"		



Steel Check Ring
Curled Edge
1/8 IP Slip - Nickel Plated

90-1661	1/2"	90-1095	1 1/4"
90-2051	5/8"	90-1806	1 3/8"
90-381	3/4"	90-1096	1 1/2"
90-383	7/8"	90-1644	1 3/4"
90-361	1"	90-1790	2"
90-1710	1 1/8"		



Steel Check Ring
Curled Edge
1/8 IP Slip - Unfinished

90-2050	1/2"	90-2059	1 1/4"
90-2052	5/8"	90-2062	1 3/8"
90-2053	3/4"	90-2063	1 1/2"
90-2055	7/8"	90-2074	1 3/4"
90-2056	1"	90-2076	2"
90-2058	1 1/8"		



Aluminum Check Ring
1/8 IP Slip - Unfinished

90-2262 1"



Beaded Steel
Check Ring
1/8 IP Slip

90-388	1 1/8" Brass Plated
90-389	1 1/8" Nickel Plated



Steel Check Ring
Curled Edge
1/8 IP Slip - Vacuum Brass

90-176	1"
90-177	1 1/4"



Steel Check Ring,
Curled Edge
1/8 IP Slip - Antique Brass

90-1838	1/2"	90-1789	7/8"	90-2182	1 1/4"
90-1788	5/8"	90-1766	1"	90-1763	1 1/2"
90-1765	3/4"	80-2179	1 1/8"	90-1839	2"

Straight Edge 1/8 IP Slip



Steel Check Ring
Straight Edge
1/8 IP Slip - Antique Brass

80-2319 2 3/4"



Steel Check Ring
Straight Edge
1/8 IP Slip - Brass Plated

90-353	1 1/4"	90-357	2"
90-354	1 1/2"	90-1772	3"
90-355	1 5/8"	90-1641	3 1/4"
90-356	1 3/4"		



Steel Check Ring,
Straight Edge
1/8 IP Slip - Unfinished

90-2064	1 5/8"	90-2070	2 1/2"	80-1204	3 3/4"
90-2066	1 7/8"	90-1640	2 3/4"	80-1282	4"
90-2067	2"	90-1654	3"	80-1205	4 1/4"
90-2068	2 1/8"	90-2072	3 1/4"		
90-2069	2 1/4"	90-2073	3 1/2"		

Curled Edge 1/4 IP Slip



Steel Check Ring
Curled Edge
1/4 IP Slip - Brass Plated

90-358	3/4"	90-2091	1 1/2"
90-472	1"	90-2075	1 3/4"
90-473	1 1/4"	90-1656	2"



Steel Check Ring
Curled Edge & Straight Edge
1/4 IP Slip - Unfinished

90-2054	3/4"	90-2090	1 1/2"
90-2057	1"	90-2065	1 3/4" - Straight
90-1655	1 1/8"	90-2077	2"
90-2060	1 1/4"	90-2071	3" - Straight



Steel Check Ring
Curled edge
1/4 IP Slip - Nickel Plated

90-1888	3/4"	90-1833	1 1/4"
90-1752	7/8"	90-1834	1 1/2"
90-1832	1"	90-1835	2"

Brass Check Rings

Brass Unfinished, Nickel Plated, Burnished & Lacquered

Curled Edge 1/8 IP Slip Turned Brass Check Rings - Plated



Turned Brass Check Ring
1/8 IP Slip
Burnished & Lacquered

90-2139	1/2"	90-1091	1 1/4"
90-2140	5/8"	90-1092	1 1/2"
90-2141	3/4"	90-2146	1 3/4"
90-2142	7/8"	90-1094	2"
90-1090	1"		



Turned Brass Check Ring
1/8 IP Slip
Nickel Plated

90-1093	1"
90-1088	1 1/4"
90-1089	1 1/2"



Turned Brass Check Ring
1/4 IP Slip
Burnished & Lacquered

90-2147	3/4"
90-2148	7/8"
90-2149	1"
90-2150	1 1/2"

Turned Brass Check Rings—Unfinished



Turned Brass Check Ring
1/8 IP Slip - Unfinished

90-1608	1/2"	90-1603	1 3/8"
90-1594	5/8"	90-1599	1 1/2"
90-1595	3/4"	90-1604	1 5/8"
90-1596	7/8"	90-1605	1 3/4"
90-1597	1"	90-1606	1 7/8"
90-1602	1 1/8"	90-1607	2"
90-1598	1 1/4"		



Turned Brass Check Ring
1/4 IP Slip - Unfinished

90-1609	5/8"	90-1615	1 3/8"
90-1610	3/4"	90-1616	1 1/2"
90-1611	7/8"	90-1617	1 5/8"
90-1612	1"	90-1618	1 3/4"
90-1613	1 1/8"	90-1619	1 7/8"
90-1614	1 1/4"	90-1620	2"

Turned Brass Double Check Ring



1/8 IP Slip
Burnished & Lacquered

90-2151	3/4"
90-2152	1"

Knurled Solid Brass Check Ring



(Side View)

1/8 IP Tapped

90-2438	3/4"
90-2439	7/8"
90-2440	1"
90-2441	1 1/4"

Solid Brass Square Check Ring



1/8 IP Slip

90-2318	3/4" Polished
90-2319	1" Polished

Washers & Steel Pipe

Assorted Steel, Felt, Rubber, Plastic

Steel Washers



Steel Washer
1/8 IP Slip - 18 Gauge
Unfinished

90-1652	7/8"	90-992	2"
90-985	1"	90-1218	2 1/2"
90-987	1 1/8"	90-995	3"
90-988	1 1/4"	90-1830	3 1/2"
90-989	1 1/2"		
90-991	1 3/4"		



Steel Washer
1/4 IP Slip - 18 Gauge
Unfinished

90-986	1"	90-1149	2 1/2"
90-1298	1 1/4"	90-996	3"
90-990	1 1/2"	90-1831	4"
90-1653	1 3/4"		
90-993	2"		
90-1660	2 1/4"		



Light Steel
Washer
1/8 IP Slip - 24 Gauge

Brass Plated	Nickel Plated
90-1020 5/8"	90-2634 3/4"
90-384 3/4"	90-2635 1"
90-385 1"	



Reducing
Washer
Brass Plated

90-365
9/16" x 7/16"

Felt, Rubber & Plastic Washers



Felt Washer
1/8 IP Slip - White

90-1175	5/8"	90-1179	1 1/4"
90-1176	3/4"	90-1180	1 1/2"
90-1177	7/8"	90-1181	2"
90-1178	1"		



Rubber Washer
1/8 IP Slip - White

90-386	1/2"	90-154	1 1/4"
90-152	3/4"	90-155	1 1/2"
90-153	7/8"	90-156	2"
90-387	1"		



Rubber Washer
1/8 IP Slip - Black

90-1166	1/2"	90-1169	1 1/2"
90-1167	3/4"	90-1170	2"
90-1168	1"		
90-1174	1 1/4"		



Plastic Crystal Washer
1-1/4" Dia., w/Lip - 1/8 IP Slip

90-1429

Steel Pipe—1/8 IP 3/4" x 3/4" Threaded On Both Ends



Brass Plated



Nickel Plated



Raw Steel

Brass Plated	Nickel Plated	Raw Steel
90-276 4"	90-2501 4"	90-2507 4"
90-277 6"	90-2502 6"	90-2508 6"
90-278 8"	90-2503 8"	90-2509 8"
90-267 10"	90-2504 10"	90-2510 10"
90-268 12"	90-2505 12"	90-2511 12"
90-269 14"	90-2506 14"	90-2512 14"

Adjustable Figurine



90-273
10" - 15" 1/8 IP
Threaded Ends
Brass Plated

Loops

Die Cast Assorted Finishes

10 lbs.
MAX

1" Male Loops—1/8 IP w/Wireway

							
90-1877 Brushed Nickel	90-200 Brass Plated	90-202 Antique Brass	90-204 Glossy Black	90-721 White	90-212 Chrome	90-206 Antique Copper	90-1878 Old Bronze

10 lbs.
MAX

1" Female Loops—1/8 IP w/Wireway

						
90-201 Brass Plated	90-203 Antique Brass	90-205 Glossy Black	90-720 White	90-714 Chrome	90-2514 Brushed Nickel	90-1885 Old Bronze

10 lbs.
MAX

1-1/2" Female Loops—1/8 IP w/Wireway




					
90-1896 White	90-2515 Brushed Nickel	90-249 Brass Plated	90-254 Antique Brass	90-599 Chrome	90-1857 Glossy Black

3/4" Loops 1/8 IP w/Wireway

	
90-957 1/8 IP Male Brass Plated	90-958 1/8 IP Female Brass Plated

2" Die Cast Fixture Loops—1/8 IP w/Wireway

20 lbs.
MAX

			
90-1776 1 Notch Hang Straight Brass Plated	90-253 Brass Plated 90-340 Antique Brass 90-341 Chrome	90-263 Brass Plated 90-1726 Antique Brass 90-1727 Polished Chrome	Hang Straight Loop 90-1728 Polished Brass Plated 90-1729 Antique Brass 90-1730 Polished Chrome

Die Cast Loops Assorted Finishes

25 lbs.
MAX

1/8 IP Screw Collar Loops with Ring

1/8 IP



90-2342
Brass Plated



90-2344
Antique Brass



90-2343
Chrome



90-2422
White



90-2421
Glossy Black



80-2287
Unfinished



80-2310
Brushed
Nickel

1/4 IP Screw Collar Loops with Ring

1/4 IP



90-2595
Unfinished



90-2494
Brushed Nickel



90-2495
Old Bronze



90-335
Brass Plated



90-1848
Brushed Pewter



90-336
Antique Brass



90-337
Chrome



90-338
White



90-339
Glossy Black



90-2614
Flat Black

3/8 IP Screw Collar Loops with Ring

3/8 IP



90-1164
Brass Plated



90-2352
Antique Brass



90-2351
Chrome



Cast Solid Brass Loops

Assorted Finishes

1/8 IP Cast Brass Screw Collar Loops with Ring



90-2295
Polished & Lacquered



90-2301
Polished Chrome



90-2294
Unfinished

1/8 IP
Fits 1" Canopy Hole
Ring Diameter 1 1/8"
Height 1 3/4"

1/4 IP Cast Brass Screw Collar Loops with Ring



90-1572
Polished & Lacquered



90-2300
Polished Chrome



90-1571
Unfinished



90-2613
Nickel

1/4 IP
Fits 1" Canopy Hole
Ring Diameter 1 1/8"
Height 1 3/4"

3/8 IP Cast Brass Screw Collar Loops with Ring



90-2297
Polished & Lacquered



90-2302
Polished Chrome



90-2296
Unfinished

3/8 IP
Fits 1" Canopy Hole
Ring Diameter 1 1/8"
Height 1 3/4"

1/4 IP Heavy Duty Cast Brass Screw Collar Loops with Ring



90-2299
Polished & Lacquered



90-2303
Polished Chrome



90-2298
Unfinished

1/4 IP
Fits 1 1/4" Canopy Hole
Ring Diameter 1 5/8"
Height 2 1/4"

Lighting Hardware

Cap Nuts—8/32



90-208
Brass Plated



90-209
Antique Brass



90-210
Black



90-710
Chrome



90-1836
White



90-1842
Bronze



90-1873
Brushed
Nickel

Brass Balls—8/32



90-666
Brass - 3/8" Dia.
Burnished & Lacquered
See page 179
Additional Sizes & Finishes



90-711
Knurled - 3/8" Dia.
Burnished & Lacquered



90-955
Knurled - 3/8" Dia.
Burnished & Lacquered



90-1837
Knurled - 3/8" Dia.
Nickel

Brass Knobs—8/32

Brass Pear Knobs—8/32



90-652
Brass
Burnished & Lacquered



90-651
Antique Brass



90-653
Nickel



90-1843
Bronze



90-1876
Brushed
Nickel

Brass Lock-Up Caps—1/8 IP - 9/16" Dia. x 1/4" H



90-169
Brass
Burnished & Lacquered



90-640
Nickel



90-168
Antique Brass



90-1809
Black



90-551
Brass
Burnished & Lacquered

Plastic Lock-Up Caps—1/8 IP



90-167
White 3/4" Dia.



90-822
White 1" Dia.



90-159
Brass Finish 1" Dia.














90-245
White w/Pull Chain Hole 1" Dia.

Screws

Brass/Steel Assorted Finishes

Steel Round Head Slotted Machine Screws—8/32 - Plated Finishes

										
90-722 1/2" Brass Plated	90-2544 1/2" Nickel Plated	90-797 3/8" Green Ground (combo head)	90-027 1" Brass Plated	90-026 1" Nickel Plated	90-1773 1 1/4" Zinc Plated	90-028 1 1/2" Brass Plated	90-1774 1 1/2" Nickel Plated	90-030 2" Brass Plated	90-029 2" Nickel Plated	90-1032 3" Nickel Plated

Steel Knurled Head Thumb Screws—8/32

								
90-1778 1/2" White	90-022 1/2" Brass Plated	90-023 1/2" Nickel Plated	90-024 1/2" Antique Brass	90-025 1/2" Black	90-059 3/4" Brass Plated	90-060 3/4" Antique Brass	90-031 1" Brass Plated	90-032 1" Nickel Plated


Steel Knurled Head Thumb Screws—6/32

		
90-1154 1/2" Brass Plated	90-1156 1/2" Nickel Plated	90-1155 1/2" Antique Brass

Steel Switchplate Screws—6/32

		
90-538 1/2" Brass Plated	90-535 1/2" Antique Brass	90-536 1/2" Black



Plastic Switchplate Screws—6/32

	
90-537 1/2" White Plastic	90-539 1/2" Ivory Plastic

Solid Brass Thumb Screws Burnished & Lacquered—8/32 Ball Head

			
90-035 3/8"	90-036 1/2"	90-037 5/8"	90-038 3/4"

Chrome & Brass—8/32 Flat Head

		
80-2180 3/8" Chrome Finish	90-744 3/8" Brass Finish	90-635 1/4" Brass Finish

Lighting Hardware

Nozzles, Nipples, Knobs & Bushings

Steel Hexagon Head Nipples - Brass Plated 1/8 IP—Measured Thread Size



90-636
1/4" x 3/8"
Overall



90-637
3/8" x 1/2"
Overall



90-638
1/2" x 5/8"
Overall



90-639
5/8" x 3/4"
Overall

Acorn Knobs—1/8 IP Brass Burnished & Lacquered



90-668
Knurled



90-667
Hex

Brass Knobs—1/8 IP Brass Burnished & Lacquered



90-626
Brass



90-625
Brass

Brass Beaded Nozzles Brass Burnished & Lacquered



90-642
1/8 F x 1/8 M



90-643
1/4 F x 1/8 M

Brass Bushing Unfinished



90-207
1/8 F x 3/8 F

Brass Closed Gas Cap Burnished & Lacquered



90-702
3/8 IP



90-1308
3/8 IP x 1/8 IP

Brass Reducing Bushings - Unfinished



90-761
1/8 M x 8/32 F
with shoulder



90-762
1/8 M x 1/4-27 F
with shoulder



90-963
1/4 M x 1/8 F
with shoulder



90-764
3/8 M x 1/8 F
with shoulder



90-765
3/8 M x 1/4 F
with shoulder



90-644
1/8 M x 8/32 F



90-645
1/8 M x 1/4-27 F



90-646
1/4 M x 1/8 F

Brass Couplings & Balls

Brass Unfinished, Nickel Plated, Burnished & Lacquered

Brass Couplings



90-162
1/2" Long - 1/8 IP
Burnished & Lacquered



90-332
1/2" Long - 1/8 IP
Burnished & Lacquered



90-1059
1/2" Long - 1/8 IP
Nickel Plated



90-241
1/2" Long - 1/4 IP
Burnished & Lacquered



90-623
1/2" Long - 1/4 F x 1/8 F
Burnished & Lacquered



90-634
1/2" Long - 1/4 F x 1/8 Slip
8/32 Hole
Burnished & Lacquered



90-614
7/8" Long - 3/8 IP
Burnished & Lacquered

Brass Couplings - Unfinished



90-1622 5/8"
90-1600 7/8"
1/8 IP



90-2153 1/2" Long
90-2154 3/4" Long
Hexagon Head
Coupling - 1/8 IP



90-2155
5/8" Long
5/8" Diameter
1/8 IP



90-2156
5/8" Long
5/8" Diameter
1/4 IP



90-2157
5/8" Long
5/8" Diameter
1/8 F x 1/4 F

Brass Balls - Unfinished & Nickel Finish 8/32 & 1/8 IP Tap



8/32 Tap

- 90-1624** 3/8" Unfinished
- 90-1810** 3/8" Nickel
- 90-1625** 1/2" Unfinished

1/8 IP Tap

- 90-1626** 1/2" Unfinished
- 80-2292** 1/2" Nickel
- 90-1627** 5/8" Unfinished
- 90-1628** 3/4" Unfinished
- 90-1629** 1" Unfinished
- 90-1631** 1 1/4" Unfinished
- 90-1630** 1 1/2" Unfinished
- 90-1632** 1 3/4" Unfinished
- 90-1633** 2" Unfinished

Brass Half Balls - Unfinished 8/32 & 1/8 IP Tap



8/32 Tap

- 90-2095** 1/2"

1/8 IP Tap

- 90-2096** 5/8"
- 90-2097** 3/4"
- 90-2098** 1"
- 90-2099** 1 1/4"
- 90-2100** 1 1/2"

Brass Necks & Spindles

Brass Unfinished, Burnished & Lacquered

Solid Brass Necks & Spindles—Burnished & Lacquered



90-095
15/16" x 5/8"
1/8 Slip



90-096
1 1/16" x 1-1/2"
1/8 Slip



90-097
7/8" x 2"
1/8 Slip



90-098
3/4" x 3"
1/8 Slip



90-163
13/16" x 7/8"
1/8 Slip



90-174
13/16" x 7/8"
1/8 IP Tapped

Solid Brass Necks & Spindles—Unfinished



90-2171
5/8" x 2 11/16"
1/8 IP Tapped



90-2170
3/4" x 4 1/8"
1/8 IP Tapped



90-2168
7/8" x 1 1/4"
1/8 IP Tapped



90-2169
7/8" x 1 1/4"
1/8 IP Slip



90-2163
15/16" x 5/8"
1/8 IP Tapped



90-2165
1 1/4" x 9/16"
1/8 IP Tapped



90-2164
1 1/4" x 3/4"
1/8 IP Tapped



90-2166
7/8" x 13/16"
1/8 IP Tapped



90-2167
7/8" x 13/16"
1/8 IP Slip

Solid Brass Swivels

Brass Unfinished, Nickel Plated

Solid Brass Swivels

50 lbs.
MAX



90-2332
Knurled Swivel
1/8 M x 1/8 F
1 3/16" Height
Unfinished



90-2331
Hang Straight Swivel w/Stop
1/8 M x 1/8 F
1 1/2" Height
Unfinished



90-2330
Modern Swivel
1/8 M x 1/8 F
1 5/16" Height
Unfinished



90-2333
Modern Long Swivel
1/8 M x 1/8 F
1 1/2" Height
Unfinished



90-2329
Stop Swivel
1/8 M x 1/4 F
1 5/8" Height
Unfinished

44 lbs.
MAX



90-2334
Side Swivel
1/8 M x 1/8 F
1 3/4" Height
Unfinished

77 lbs.
MAX



90-2335
Heavy Duty Swivel
1/8 M x 1/8 F
1 3/4" Height
Unfinished

88 lbs.
MAX



90-2593
Large Hang Straight Swivel
1/4 F Top - 1/8 F Bottom
Ring Nut to Seat 1 1/16"
1 1/2" Height
Unfinished



90-2336
Large Hang Straight Swivel
1/4 F Top & Bottom
Ring Nut to Seat 1 1/16"
1 1/2" Height
Unfinished



90-2337
Large Hang Straight Swivel
1/4 F Top & Bottom
Ring Nut to Seat 1 1/16"
1 1/2" Height
Barrel Nickel Finish

Armbacs, Elbows & Cluster Body

Brass Unfinished

Brass Ball Armbacs—Unfinished



90-2172
5/8" x 3/4"
1/8 IP x 1/8 IP



90-2173
3/4" x 1 1/16"
1/8 IP x 1/8 IP



90-2174
7/8" x 1 1/16"
1/8 IP



90-2175
7/8" x 1 1/16"
1/8 IP x 1/8 IP



90-2176
7/8" x 1 1/16"
1/4 IP x 1/8 IP



90-2177
7/8" x 1 1/16"
1/4 IP x 1/4 IP

Brass Ball 45° & 90°—Unfinished



80-2160
45° Small Angle Nozzle
1/8 IP F x 1/8 IP M



80-2214
90° Small Angle Nozzle
1/8 IP F x 1/8 IP M

Brass Armbacs—Unfinished



90-2180
5/8" x 13/16"
1/8 IP x 1/8 IP x 1/8 IP
w/ 3 Holes



90-2373
5/8" x 13/16"
1/8 IP x 1/8 IP x 1/8 IP x 1/8 P
w/ 4 Holes

Brass Large Elbows—Unfinished



90-2178
1 1/8" x 1 3/16"
1/4 IP x 1/4 IP



90-2179
1 1/8" x 1 3/16"
3/8 IP x 3/8 IP

Cluster Body—Unfinished (1/8 IP Top & Bottom)



80-2485
2 Light
1 1/8" H x 1 1/8" Dia.
Tapped with Two 1/8 IP Holes



80-2486
3 Light
1 1/8" H x 1 1/8" Dia.
Tapped With Three 1/8 IP Holes



10 lbs.
MAX

Swag Hook Kits

Die Cast Assorted Finishes

Die Cast Swag Hook Kits

- 90-450 Brass Plated
- 90-451 Antique Brass
- 90-452 Black
- 90-453 Antique Copper
- 90-456 Chrome
- 90-770 White

Shown: Brass finish.
Kits contain 2 hooks
and hardware (shown)
Packing: Poly Bagged



Die Cast Revolving Swivel Hooks

- 90-815 Brass Plated
- 90-816 Antique Brass
- 90-817 Black


Shown: Black finish.
Kits contain 1 hooks
and hardware (shown)
Packing: Poly Bagged



Die Cast Large Swag Hooks

- 90-440 Brass Plated
- 90-441 Antique Brass
- 90-442 Black

Shown: Antique Brass finish.
Kits contain 1 hooks
and hardware (shown)
Packing: Poly Bagged



Drop Ceiling Hook Set



90-846 White

Contain 2 sets per bag, No hardware needed
Packing: Poly Bagged

Drop Ceiling T-Bar Track Clips



TP185

To Attach Track Lighting to Drop Ceilings,
4 Pieces per bag
Packing: Poly Bagged

NOTE: Compatible steel locknut is item #90-018

Spacers & Candle Cups

Steel / Brass Assorted Finishes

Steel Spacers



7/16" Hole - 1" Height
7/8" Diameter - 1" Base Diameter

90-2277 Brass Plated
90-2278 Nickel Plated
90-2279 Antique Brass
90-2280 Unfinished



7/16" Hole - 1 1/2" Height
7/8" Diameter - 1" Base Diameter

90-2281 Brass Plated
90-2282 Nickel Plated
90-2283 Antique Brass
90-2284 Unfinished



7/16" Hole - 2" Height
7/8" Diameter - 1" Base Diameter

90-2285 Brass Plated
90-2286 Nickel Plated
90-2287 Antique Brass
90-2288 Unfinished

Steel Candle Cups



7/16" Hole - 1 7/8" Height
1" Diameter

80-1183 Brass Plated
80-1184 Nickel Plated
80-1185 Unfinished



7/16" Hole - 3" Height
1" Diameter

80-1186 Brass Plated
80-1187 Unfinished



7/16" Hole - 1 7/8" Height
1" Diameter

90-2227 Polished & Lacquered
90-2228 Polished Nickel
90-2226 Unfinished

Solid Brass Spacers



7/16" Hole - 1" Height
7/8" Diameter - 1" Base Diameter

90-2223 Polished & Lacquered
90-2222 Unfinished



7/16" Hole - 1 1/2" Height
7/8" Diameter - 1" Base Diameter

90-2225 Polished & Lacquered
90-2224 Unfinished



7/16" Hole - 2" Height
7/8" Diameter - 1" Base Diameter

90-2221 Polished & Lacquered
90-2220 Unfinished

Steel Necks

Steel Assorted Finishes

Flanged Steel Necks



1/2" Height - 7/8" Bottom

90-2192 Brass Plated
90-2212 Nickel Plated
90-2271 Antique Brass
90-2213 Unfinished



1" Height - 7/8" Bottom

90-2193 Brass Plated
90-2214 Nickel Plated
90-2272 Antique Brass
90-2215 Unfinished



1 1/2" Height - 7/8" Bottom

90-2194 Brass Plated
90-2216 Nickel Plated
90-2273 Antique Brass
90-2217 Unfinished



2" Height - 7/8" Bottom

90-2195 Brass Plated
90-2218 Nickel Plated
90-2274 Antique Brass
90-2219 Unfinished



7/16" Hole - 9/16" Height
 11/16" Top - 7/8" Bottom

90-2230 Brass Plated
90-2275 Antique Brass
90-2229 Unfinished



9/16" Hole - 9/16" Height
 11/16" Top - 7/8" Bottom

90-2232 Brass Plated
90-2276 Antique Brass
90-2231 Unfinished



7/16" Hole - 1" Height
 13/16" Top - Bottom Seats 1 3/8"

90-2190 Brass Plated
90-2201 Nickel Plated
90-2199 Antique Brass
90-2202 Unfinished



9/16" Hole - 1" Height
 13/16" Top - Bottom Seats 1 3/8"

90-2191 Brass Plated
80-2121 Nickel Plated



7/16" Hole - 1 3/16" Height
 3/4" Top - Bottom Seats 1 3/4"

90-2188 Brass Plated
90-2200 Nickel Plated
90-2197 Antique Brass
90-2196 Unfinished



9/16" Hole - 1 3/16" Height
 3/4" Top - Bottom Seats 1 3/4"

90-2189 Brass Plated



1 1/2" OD x 2 1/8" Long Cup
 7/16" Center Hole

80-2400 Satin Nickel w/Lacquer
80-2242 Unfinished

Candle Covers

Candelabra Drip / Plain Plastic, Paper

Plastic Drip Candle Covers 13/16" Inside Diameter - 7/8" Outside Diameter



White Plastic
with Gold Drip
90-1509 2"
90-352 3"
90-372 4"



Black Plastic
with Gold Drip
90-1510 2"
90-366 3"
90-374 4"



Antique
Plastic Drip
90-1511 2"
90-1262 2 1/2"
90-1512 3"
90-1263 3 1/2"
90-1264 4"



White
Plastic Drip
90-1505 2"
90-1256 2 1/2"
90-1506 3"
90-1258 3 1/2"
90-1260 4"



Ivory
Plastic Drip
90-1507 2"
90-1257 2 1/2"
90-1508 3"
90-1259 3 1/2"
90-1261 4"

Heavy Wall Tubing 48" Lengths



White Plastic
90-1818 48"
7/8" Diameter
90-1643 48"
1 1/4" Diameter

Plastic Candle Covers 13/16" Inside Diameter - 7/8" Outside Diameter



White Plastic
90-1103 1 1/2" 80-2011 4 3/4"
90-931 1 3/4" 90-905 5"
90-901 2" 90-906 6"
90-902 2 1/4" 90-907 8"
90-903 2 3/4" 90-908 12"
90-904 3" 90-909 24"
90-1148 3 1/2" 90-910 36"
90-370 4"



Black Plastic
90-2393 4"



Cream Plastic
90-2531 2"
90-2620 3"
90-2576 3 1/2"
90-2443 4"
90-2444 6"
90-2445 12"

Ivory Drip Paper Candle Covers 13/16" Inside Dia. 7/8" Outside Dia.



Ivory Drip Paper
80-1487 2"
80-2181 3"
80-1454 4"
80-1455 6"

Candelabra Candle Follower



80-2452
Brass Plated
7/8" Inside Dia.
7/16" Height

Candle Covers

Edison Drip / Plain Plastic, Paper

Plastic Drip Candle Covers 1 3/16" Inside Diameter - 1 1/4" Outside Diameter



White Plastic
with Gold Drip
90-1514 2"
90-369 3"
90-373 4"



Black Plastic
with Gold Drip
90-1513 2"
90-368 3"
90-375 4"



Antique
Plastic Drip
90-1247 2"
90-1249 3"
90-1251 4"



White
Plastic Drip
90-1246 2"
90-1248 3"
90-1250 4"




Ivory
Plastic Drip
90-1515 2"
90-1516 3"
90-1517 4"

Plastic Candle Covers 1 3/16" Inside Diameter 1 1/4" Outside Diameter



White Plastic
90-2532 1 3/4" 90-911 6"
90-1104 2" 90-912 8"
90-913 2 1/8" 90-916 12"
90-914 3" 90-917 24"
90-371 4" 90-918 36"
90-915 5"



Black Plastic
80-1555 4"



Cream Plastic
90-2590 3"
90-2446 4"
90-2447 6"
90-2448 12"

Oversize Plastic Candle Cover 1 1/4" Inside Dia. 1 5/16" Outside Dia.



White Oversize
80-2471 2"

Ivory Drip Paper Candle Covers 1 3/16" Inside Dia. 1 1/4" Outside Dia.



Ivory Drip Paper
80-1456 4"
80-1457 6"
80-1458 8"

Candle Covers

Resin Drip Edison Base, Candelabra Base

Edison Base Oversize Resin Full Drip 1 1/4" Inside Diameter - 2" Outside Diameter



80-1619 6" Amber



80-1621 6" Ivory



80-1620 4" Amber



80-1622 4" Ivory

Edison Base Resin Half Drip 1 1/4" Inside Diameter - 1 9/16" Outside Diameter



80-1632 6" Amber



80-1627 6" Ivory



80-1633 4" Amber



80-1628 4" Ivory

Candelabra Base Resin Half Drip 7/8" Inside Diameter - 1 5/32" Outside Diameter



80-1634 6" Amber



80-1629 6" Ivory



80-1635 4" Amber



80-1630 4" Ivory

Candle Covers

Material: Resin & Brass

Edison Base Oversize Resin



80-2195
Ivory w/ Drip
6" H - 4" Dia.
3 1/2" Inside Dia.



80-2207
Ivory Smooth
6" Ht - 3" Dia.
2 1/2" Inside Dia.

4" Brass Metal Candelabra Base Candle Covers w/Drip



80-2141
Polished Nickel



80-2142
Antique Brass



80-2143
Bronze



80-2144
French Gold



80-2145
Polished Brass

13/16" Inside Dia. - 7/8" Outside Dia.
Finishes Available Above

Candle Covers

Bee's Drip (Bee's Wax) Candelabra Base



Ivory Candelabra Base
7/8" Inside Diameter - 1 5/32" Outside Diameter



80-1971 1 5/8"

80-1972 3"

80-1973 4"

80-1987 6"

Amber (Honey) Candelabra Base
7/8" Inside Diameter - 1 5/32" Outside Diameter



80-1974 1 5/8"

80-1975 3"

80-1976 4"

80-1988 6"



40W
MAX

Candle Covers

Bee's Drip (Bee's Wax) Edison Base

Ivory Edison Base

1 1/4" Inside Diameter - 1 9/16" Outside Diameter



80-2081 1 5/8"



80-2082 3"



80-2083 4"



80-2084 6"

Amber (Honey) Edison Base

1 1/4" Inside Diameter - 1 9/16" Outside Diameter



80-2085 1 5/8"



80-2086 3"



80-2087 4"



80-2088 6"

Lighting Accessories

#3 Beaded Chain
3/32" Diameter 250 Ft. Spool



90-122
Brass Finish



90-123
Nickel Finish

#6 Beaded Chain
1/8" Diameter 100 Ft. Spool



90-124
Brass Finish



90-125
Nickel Finish
(Used on Pull Sockets & Switches)

Pull String



90-1034
3 Ft. Pull String
Nickel Bell & Connector

90-2528
3 Ft. Pull String
Brass Bell & Connector

Connector for #3 Beaded Chain



90-127
Brass Plated



90-173
Nickel

Connector for #6 Beaded Chain



90-129
Brass Plated



90-128
Nickel

Bells for #3 & #6 Beaded Chain



90-117
Brass Plated



90-116
Nickel

Tassels & Pulls



90-533
Wood 1 1/4"



90-522
Black 5"



90-521
Gold 5"



90-503
White 5"



90-534
Gold 7"

Crystal & Accessories

Glass Prisms & U-Drops



90-300
1 1/2"
Clear



90-305
1 1/2"
Aurora Borealis



90-306
2"
Clear



90-312
3" Clear
"U" Drop



90-317
3"
Aurora Borealis
"U" Drop



90-318
4" Cut
Spear



90-319
6" Cut
Spear

Crystal Clips



90-693 Gold
90-1779 Silver
Crystal Clip; H 12mm - 7/16"



90-691 Gold
90-1780 Silver
Small Bow-Tie Clip; C 8mm - 3/8"



90-692 Gold
90-1781 Silver
Large Bow-Tie Clip; C 10.5mm - 7/16"

Crystal Pins



90-747
1 1/2" Brass Pins (250/bag)



90-748
1 1/2" Silver Pins (250/bag)

Crystal Cleaner



90-934
Crystal Cleaner Trigger Spray Bottle (32 oz.)

Lighting Accessories

Lamp Shade Wrapping



90-725

Cellophane Lamp Shade Wrap (Footage will vary per roll)
5 3/16" Height per roll

Brass Plated S-Hooks



90-013 5/8"
90-008 1"
90-009 1 1/4"
90-010 1 5/8"

Brass Plated Rings



90-011 3/4"
90-012 1"

Circline Clips



90-935


Circline Fluorescent Clip

Corks



90-188 5/8" x 3/4" 1" H
90-189 3/4" x 1 1 1/4" H
90-190 1 x 1-1/4" 1 1/4" H

Felt Pads & Dots



90-489
Green Felt - 36" Wide
Sold by the Yard

90-488
Green Felt - 3/4" Dots
Sold by Roll Only
(1000 per Roll)

90-487
Green Felt - 1/2" Dots
Sold by Roll Only
(1000 per Roll)



Canopies parts & kits 197-198
 Canopies & extensions..... 199
 Vintage canopy kits & stamped brass sockets 200-201
 Canopy, fan & blank up kits..... 202-203
 Wired fixture holders, wired ceiling pans 204-205
 Bent glass holders & glass holders 206-207

Canopies & Glass Holders

Cast brass canopies..... 208-209
 Heavy 2-Step steel canopies 210
 Wall sconces 211
 U-Channel glass holders 212-213
 Glass holders & fixture bodies..... 214

CANOPIES & GLASS HOLDERS

Canopies Only & Parts Bags

Ribbed Canopy

Canopy Only



90-1674 Brass Finish
 90-1675 Antique Brass Finish
 90-1677 Black Finish
 90-1680 White Finish
 90-1681 Chrome Finish
 90-1879 Brushed Nickel Finish
 90-1880 Old Bronze Finish
 90-1886 Dark Antique Finish

Shown:
 90-1675 Antique Brass Finish
 Dimensions:
 Diameter - 5"
 Center Hole - 7/16"
 Bar Holes - 2-8/32
 Packing: 100/Master

Canopy Only



90-1682 Brass Finish
 90-1683 Antique Brass Finish
 90-1684 Chrome Finish
 90-1685 White Finish
 90-1686 Black Finish
 90-1844 Brushed Nickel Finish
 90-1845 Brushed Pewter Finish
 90-1881 Old Bronze Finish

Shown:
 90-1682 Brass Finish
 Dimensions:
 Diameter - 5"
 Center Hole - 1 1/16"
 Packing: 100/Master

Smooth Canopy


Canopy Only



90-1894 Dark Antique Finish
 90-1897 Brass Finish
 90-1898 Antique Brass Finish
 90-1899 Black Finish
 90-1900 White Finish
 90-1901 Chrome Finish

Shown:
 90-1899 Black Finish
 Dimensions:
 Diameter - 5"
 Center Hole - 7/16"
 Bar Holes - 2-8/32
 Packing: 100/Master

Canopy Only




Contemporary Canopy

90-1859 Brass Finish
 90-1860 Antique Brass Finish
 90-1861 Chrome Finish
 90-1862 Black Finish
 90-1863 White Finish
 90-1902 Brushed Nickel Finish


Shown:
 90-1902 Brushed Nickel Finish
 Dimensions:
 Diameter - 5 1/4"
 Center Hole - 7/16"
 Bar Holes - 2-8/32
 Packing: 100/Master

Canopy Parts Bags - 1" Loop Parts Bag



90-1687 Brass Finish
 90-1688 Antique Brass Finish
 90-1689 Black Finish
 90-1690 White Finish
 90-1691 Chrome Finish
 90-1932 Brushed Nickel Finish
 90-1933 Old Bronze Finish
Shown 90-1688

Canopy Parts Bags - Screw Collar Loop Parts Bag



90-1692 Brass Finish
 90-1693 Antique Brass Finish
 90-1694 Chrome Finish
 90-1695 White Finish
 90-1696 Black Finish
 90-1934 Brushed Nickel Finish
 90-1935 Old Bronze Finish
 90-1936 Brushed Pewter Finish
Shown 90-1692


Canopy Kits

Ribbed Canopy Kits



- 90-052 Brass Finish
- 90-053 Antique Brass Finish
- 90-054 Antique Copper Finish
- 90-055 Black Finish
- 90-056 White Finish
- 90-058 Chrome Finish
- 90-1882 Brushed Nickel Finish
- 90-1883 Old Bronze Finish

Shown:
90-053 Antique Brass Finish
 Dimensions:
 Diameter - 5"
 Center Hole - 7/16"
 Bar Holes - 2-8/32
 Includes Hardware (shown)
 Packing: 25/Master




10 lbs. MAX



- 90-192 Brass Finish
- 90-193 Antique Brass Finish
- 90-196 Chrome Finish
- 90-197 White Finish
- 90-198 Black Finish
- 90-1846 Brushed Nickel Finish
- 90-1847 Brushed Pewter Finish
- 90-1884 Old Bronze Finish

Shown:
90-192 Brass Finish
 Dimensions:
 Diameter - 5"
 Center Hole - 1 1/16"
 Includes Hardware (shown)
 Packing: 25/Master



25 lbs. MAX

Standard Canopy Kits



- 90-062 Brass Finish
- 90-063 Antique Brass Finish
- 90-065 Black Finish
- 90-066 White Finish
- 90-068 Chrome Finish

Shown:
90-065 Black Finish
 Dimensions:
 Diameter - 5"
 Center Hole - 7/16"
 Bar Holes 2-8/32
 Includes Hardware (shown)
 Packing: 25/Master



10 lbs. MAX

Canopy Kits


Contemporary Canopy Kits



- 90-890 Brass Finish
- 90-891 Chrome Finish
- 90-892 Antique Brass Finish
- 90-893 Black Finish
- 90-894 White Finish
- 90-1937 Brushed Nickel Finish

Shown:
90-891 Chrome Finish

Dimensions:
Diameter - 5 1/4"
Center Hole - 7/16"
Bar Holes - 2-8/32
Includes Hardware (shown)
Packing: 25/Master



Ribbed Canopy Hanger Kits



- 90-1098 Brass Finish
- 90-1099 Antique Brass Finish
- 90-1100 Black Finish
- 90-1101 White Finish
- 90-1102 Chrome Finish

Shown:
90-1098 Brass Finish

Dimensions:
Diameter - 5"
Center Hole - 1 1/16"
with 1yd. 8 gauge chain
Includes Hardware (shown)
Packing: 25/Master



Bath Swag Canopy Kits



- 90-194 Brass Finish
- 90-191 Antique Brass Finish
- 90-195 Black Finish
- 90-199 White Finish

Shown:
90-199 White Finish

Dimensions:
Diameter - 5"
3-7/16" Holes
Includes Hardware (shown)
Packing: 25/Master



Canopies Only & Extensions

Plain Deep Fixture Canopies Only

Canopy Only



90-047 Brass Finish
90-050 Chrome Finish

Shown:
90-050 Chrome Finish
Dimensions:
Diameter - 5"
Center Hole - 1 1/16"
Depth - 1 3/4"

Canopy Only



90-051 Brass Finish
90-061 Chrome Finish

Shown:
90-051 Brass Finish
Dimensions:
Diameter - 5"
Center Hole - 7/16"
Depth - 1 3/4"

Plain Shallow Fixture Canopy Only

Canopy Only



90-048 Brass Finish

Shown:
90-048 Brass Finish
Dimensions:
Diameter - 5"
Center Hole - 1 1/16"

Canopy Extension



90-242 Brass Finish
90-108 White Finish
90-1518 Chrome Finish

Shown:
90-108 White Finish
Dimensions:
Diameter - 5 3/4"
Fits 5" Canopy
Extension 1 1/2"

Vintage Canopy Kits For Brass Sockets w/ Wire


Ribbed Canopy Kits & Matching Hardware



- 90-1887 Dark Antique Finish
- 90-1889 Polished Nickel Finish
- 90-1890 Antique Brass Finish
- 90-1927 Brass Finish

Shown:
90-1889 Polished Nickel Finish

Dimensions:
Diameter - 5"
Center Hole - 7/16"
Bar Holes - 2-8/32
Includes Hardware (shown)
Packing: 25/Master




Smooth Canopy Kits & Matching Hardware



- 90-1891 Dark Antique Finish
- 90-1892 Antique Brass Finish
- 90-1893 Polished Nickel Finish
- 90-1926 Brass Finish

Shown:
90-1892 Antique Brass Finish

Dimensions:
Diameter - 5"
Center Hole - 7/16"
Bar Holes - 2-8/32
Includes Hardware (shown)
Packing: 25/Master



Shown with available
vintage lamp and wired socket
(Canopy & Socket available in four finishes)



Vintage 4 Piece Stamped Solid Brass Sockets



80-2271 - Keyless
Polished Nickel
6 Ft. 18/2 SVT
Black PVC
660W-250V



80-2297 - On/Off Turn knob
Regular Antique Brass
10 Ft. 18/2 SVT
Black Rayon
250W-250V



80-2343 - Keyless
Dark Antique Brass
10 Ft. 18/2 SVT
Orange Rayon
660W-250V



80-2380 - On/Off Turn knob
Dark Antique Brass
10 Ft. 18/2 SVT
Red Rayon
250W-250V



80-2453 - Keyless
Polished Nickel
10 Ft. 18/2 SVT
Silver Rayon
660W-250V



80-2436 - On/Off Turn knob
Regular Antique Brass
10 Ft. 18/2 SVT
Gold Rayon
250W-250V



80-2460 - Keyless
Polished Brass
10 Ft. 18/2 SVT
Light Green Rayon
660W-250V



80-2434 - On/Off Turn knob
Dark Antique Brass
10 Ft. 18/2 SVT
Light Blue Rayon
250W-250V

See Pages 30-35 For More Choices

CANOPIES & GLASS HOLDERS

Canopies & Fan Kits


Deep Canopy Kits



90-057 Brass Finish
90-1697 Chrome Finish

Shown:
90-057 Brass Finish

Dimensions:
Diameter - 5"
Center Hole - 1 1/16"
Depth - 1 3/4"
Includes Hardware (shown)
Packing: 25/Master



**25 lbs.
MAX**

Canopy Kit w/ Convenience Outlet



90-040 Black Finish
90-041 Brass Finish
90-1072 White Finish


Shown:
90-041 Brass Finish

Dimensions:
Diameter - 5"
Center Hole - 7/16"
Bar Hole 2-8/32
Includes Hardware (shown)
Packing: 25/Master



**10 lbs.
MAX**

4" Wired Fan Light Holder w/On-Off Pull Chain & Candelabra Base Socket - (60W Max.)



77-461 White Finish
77-462 Brass Finish
77-466 Antique Brass Finish

Shown:
77-466 Antique Brass Finish

Blank Up Kits

Blank Up Kit for 4" Box



90-069 White Finish
 Dimensions:
 Diameter - 5"
 Bar Holes 2-8/32
 Center to Center - 3 1/2"
 Includes Hardware (shown)
 Packing: 250/Master



Blank Up Kit for 3" Box



90-151 White Finish
 Dimensions:
 Diameter - 5"
 Bar Holes 2-8/32
 Center to Center - 3"
 Includes Hardware (shown)
 Packing: 250/Master



Blank Up Kits



90-045 White Finish
 Dimensions:
 Diameter - 5"
 Center Hole - 7/16"
 Includes Hardware (shown)
 Packing: 25/Master



90-044 Brass Finish
90-0580 White Finish
90-119 Black Finish
Shown:
90-119 Black Finish
 Dimensions:
 Diameter - 5"
 Bar Holes 2-8/32
 Includes Hardware (shown)
 Packing: 25/Master



Wired Fixture Holders — (60W Max.)




3 1/4" Wired Holder




- 90-230 Brass Finish
- 90-330 Antique Brass Finish
- 90-430 White Finish
- 90-724 Black Finish
- 90-840 Chrome Finish
- 90-1435 Brushed Nickel

Shown:
90-230 Brass Finish
Includes Hardware (shown)
Packing: 25/Master




4" Wired Holder



- 90-231 Polished Brass Finish
- 90-331 Antique Brass Finish
- 90-431 White Finish
- 90-841 Chrome Finish
- 90-749 Black Finish
- 90-1437 Brushed Nickel


Shown:
90-231 Polished Brass Finish
Includes Hardware (shown)
Packing: 25/Master



3 1/4" Wired Holder w/ Convenience Outlet



- 90-121 Chrome Finish
- Includes Hardware (shown)
- Packing: 25/Master






Wired Ceiling Pans—(60W Max.)

6" One Light Ceiling Pan



- 90-755 Chrome Finish
- 90-756 Brass Finish
- 90-686 White Finish
- 90-763 Antique Brass Finish
- 90-1448 Brushed Nickel

Shown:
 90-756 Brass Finish
 Includes Hardware (shown)
 Packing: 25/Master




8" Two Light Ceiling Pan



- 90-757 Chrome Finish
- 90-876 Brass Finish
- 90-684 White Finish
- 90-877 Antique Brass Finish
- 90-1439 Brushed Nickel

Shown:
 90-684 White Finish
 Includes Hardware (shown)
 Packing: 25/Master




10" Two Light Ceiling Pan



- 90-758 Chrome Finish
- 90-766 Brass Finish
- 90-685 White Finish
- 90-767 Antique Brass Finish
- 90-1433 Brushed Nickel

Shown:
 90-758 Chrome Finish
 Includes Hardware (shown)
 Packing: 25/Master




Bent Glass Holders—(60W Max.)



2 Light Bent Glass Fixture Holder




90-234 White Finish
Dimensions:
Diameter - 4 3/4"
Height - 5"
Includes Hardware (shown)
Packing: 25/Master



2 Light Bent Glass Fixture Holder with Pull Chain Switch



90-235 White Finish
Dimensions:
Diameter - 4 3/4"
Height - 5"
Includes Hardware (shown)
Packing: 25/Master



Bent Glass Ceiling Holder



90-244 White Finish
Dimensions:
Diameter - 4 3/4"
Height - 1"

Glass Holders – (60W Max.)

Neckless Ball Holders Kits

4" Neckless Ball Holder Kit



90-615 White
 For 3 7/8" Dia. Glass - 8 Ft. 18/3 SVT
 Includes Hardware (shown)
 Packing: 25/Master



5" Neckless Ball Holder Kit



90-616 White
 For 5 1/4" Dia. Glass - 8 Ft. 18/3 SVT
 Includes Hardware (shown)
 Packing: 25/Master



Neckless Ball Holders with Inserts

4" Neckless Ball Holder



90-649 White
90-706 Brass Finish

5" Neckless Ball Holder



90-650 White
90-707 Brass Finish

6" Fitter



90-1504 White
90-303 Antique Brass Finish

Cast Brass Canopies



90-2382
Antique Brass Finish
Dimensions:
Diameter - 5 1/2"
Center Hole - 1 1/16"
Height - 1 1/2"
Packing: 25/Master



90-2383
Polished Brass Finish
Dimensions:
Diameter - 5 1/2"
Center Hole - 1 1/16"
Height - 1 1/2"
Packing: 25/Master



90-2384
Polished Nickel Finish
Dimensions:
Diameter - 5 1/2"
Center Hole - 1 1/16"
Height - 1 1/2"
Packing: 25/Master



90-2482
Bronze Finish
Dimensions:
Diameter - 5 1/2"
Center Hole - 1 1/16"
Height - 1 1/2"
Packing: 25/Master

Cast Brass Canopies



90-039
 Antique Brass Finish
 Dimensions:
 Diameter - 4 3/8"
 Center Hole - 1 1/16"
 Height - 1"
 Packing: 25/Master



90-2480
 French Gold Finish
 Dimensions:
 Diameter - 6 1/2"
 Center Hole - 1 1/16"
 Height - 2 1/2"
 Packing: 25/Master



90-2481
 Bronze Finish
 Dimensions:
 Diameter - 6 1/2"
 Center Hole - 1 1/16"
 Height - 2 1/2"
 Packing: 25/Master

CANOPIES & GLASS HOLDERS

Heavy 2-Step Steel Canopies

25 lbs.
MAX



90-2491 Polished Brass Finish
w/Matching Screw Collar Loop

Dimensions:
Diameter - 5 1/2"
Center Hole - 1 1/16"
Height - 2 1/4"
Includes Hardware (shown)
Packing: 25/Master



90-2492 Antique Brass Finish
w/Matching Screw Collar Loop

Dimensions:
Diameter - 5 1/2"
Center Hole - 1 1/16"
Height - 2 1/4"
Includes Hardware (shown)
Packing: 25/Master



90-2489 Chrome Finish
w/Matching Screw Collar Loop

Dimensions:
Diameter - 5 1/2"
Center Hole - 1 1/16"
Height - 2 1/4"
Includes Hardware (shown)
Packing: 25/Master



90-2490 Brushed Nickel Finish
w/Matching Screw Collar Loop

Dimensions:
Diameter - 5 1/2"
Center Hole - 1 1/16"
Height - 2 1/4"
Includes Hardware (shown)
Packing: 25/Master



90-2493 Old Bronze Finish
w/Matching Screw Collar Loop

Dimensions:
Diameter - 5 1/2"
Center Hole - 1 1/16"
Height - 2 1/4"
Includes Hardware (shown)
Packing: 25/Master



1/4 IP Matching Screw Collar Loops w/Ring



90-335
Polished
Brass



90-336
Antique
Brass



90-337
Polished
Chrome



90-2494
Brushed
Nickel



90-2495
Old
Bronze

Steel Plated Wall Sconces – (60W Max.)

3 1/4" Wired Wall Bracket



- 90-708 Brass Finish
- 90-775 Black Finish
- 90-776 Antique Brass Finish
- 90-1085 White Finish

Shown:
90-776 Antique Brass Finish
Includes Hardware (shown)
Packing: 25/Master



3" Wired Wall Bracket w/Bottom Turn Knob Switch



90-709 Brass Finish (shown)
Includes Hardware (shown)
Packing: 25/Master



1 5/8" Wired Wall Bracket w/Bottom Turn Knob Switch



- 90-120 Brass Finish
- 90-1407 Antique Brass Finish

Shown:
90-120 Brass Finish
Includes Hardware (shown)
Packing: 25/Master




U-Channel Glass Holders—(60W Max.)

2 Light U-Channel Glass Holder



90-1306
2 Light for use with
14" U-Bend Glass
Includes Hardware (shown)
Packing: 25/Master



1 Light U-Channel Glass Holder




90-1299
1 Light for use with
7" U-Bend Glass
Includes Hardware (shown)
Packing: 25/Master



4 Light U-Channel Glass Holder



90-1307
4 Light for use with
24" U-Bend Glass
Includes Hardware (shown)
Packing: 25/Master




U-Channel Glass Holders—(60W Max.)

2 Light U-Channel Glass Holder



90-768

2 Light-Convenience
Outlet for use with
14" U-Bend Glass
Includes Hardware (shown)
Packing: 25/Master



1 Light U-Channel Glass Holder w/ Bottom Turn Knob Switch



90-246

1 Light Holder with
Bottom Turn Knob Switch
for use with
7" U-Bend Glass
Includes Hardware (shown)
Packing: 25/Master




4 Light U-Channel Glass Holder



90-769

4 Light-Convenience
Outlet for use with
24" U-Bend Glass
Includes Hardware (shown)
Packing: 25/Master



Steel Glass Holders & Fixture Bodies

1 5/8" Fitters



90-656 Vacuum Brass Finish



90-654 Vacuum Brass Finish
90-655 Chrome Finish

2 5/8" Fitter



90-659 Vacuum Brass Finish
90-705 Antique Brass Finish

3" Fitter



90-660 Vacuum Brass Finish

2 1/4" Fitter



90-577 Brass Finish
90-677 Antique Brass Finish
90-878 Chrome Finish

3 1/4" Fitter



90-578 Brass Finish
90-678 Antique Brass Finish
90-879 Chrome Finish

4" Fitter



90-439 Brass Finish
90-679 Antique Brass Finish
90-880 Chrome Finish

**2 3/4" Fixture
Body & Cover
Brass Plated & Unfinished**



90-657 3 Arm Holes Brass Finish
90-658 5 Arm Holes Brass Finish
Unfinished
80-2154 No Holes
80-2124 3 Arm Holes
80-2174 4 Arm Holes
80-2125 5 Arm Holes

4 1/4" Fitter



90-2404 Brass Finish
90-2405 Chrome Finish

6" Fitter



90-1504 White Finish
90-303 Antique Brass Finish

Globe, schoolhouse, drum & mushroom glass 217-219
Screw fitter & cased glass.....220

Glassware & Shades

Lexan & poly221
Hall, porch, I.E.S., fixture & specialty glass 222-223
Bend glass (round, square & u-channel) 224-225
Clip-on shades 226-228



Glass Globes

Globes White, Prismatic, Clear



50-143
Sprayed Glossy White Ball
Diameter 6"
Fitter 3 1/4"



50-186
White Ball
Diameter 5"
Fitter 3 1/4"



50-927
Clear Prismatic Ball
Diameter 6"
Fitter 3 1/4"



50-144
Sprayed Glossy White Ball
Diameter 8"
Fitter 4"

Glass Globes

Globes Blown Opal



Blown Glossy Opal Neckless Ball
50-312 Diameter 6" Opening - 3"
50-152 Diameter 8" Opening - 3 7/8"
50-154 Diameter 10" Opening - 3 7/8"
50-156 Diameter 12" Opening - 5 1/4"
50-157 Diameter 14" Opening - 5 1/4"



Blown Glossy Opal Ball
50-153 Diameter 10" Fitter 4"
50-155 Diameter 12" Fitter 4"



50-218
Blown Glossy Opal Ball
Diameter 14"
Fitter 6"



Schoolhouse Glass

Globes Blown Opal



50-275
Blown Opal
Diameter 9"
Fitter 4"



50-276
Blown Opal
Diameter 10"
Fitter 4"



Blown Opal Schoolhouse Globes

- 50-468** Diameter 12" Fitter 6"
- 50-469** Diameter 14" Fitter 6"
- 50-470** Diameter 16" Fitter 6"
- 50-471** Diameter 18" Fitter 6"

6" Fitters

- 90-303** Antique Brass shown below
- 90-1504** White



Drum & Mushroom Glass Globes White, Etched, Clear



Sprayed Inside White Mushroom Glass

50-329	Diameter 7 1/2"	Fitter 5 7/8"	Height 3 5/8"
50-330	Diameter 9 1/2"	Fitter 7 7/8"	Height 4"
50-331	Diameter 11 1/2"	Fitter 9 7/8"	Height 4 9/16"



Sprayed Inside White Drum Glass

50-334	Diameter 6 5/8"	Fitter 5 7/8"	Height 3 1/2"
50-335	Diameter 8 11/16"	Fitter 7 7/8"	Height 4"
50-336	Diameter 10 5/8"	Fitter 9 7/8"	Height 4 3/16"



Etched with Grape Design

50-109	Diameter 5 9/16"	Fitter 6"	Height 3 3/4"
---------------	------------------	-----------	---------------



Outside White Drum Glass with Clear Sides and Bottom

50-105	Diameter 6 1/2"	Fitter 5 7/8"	Height 3 1/2"
50-106	Diameter 8 3/8"	Fitter 7 7/8"	Height 4"
50-107	Diameter 10 7/16"	Fitter 7 7/8"	Height 4 1/2"



Screw Fitter/Cased Glass

Globes White, Ribbed, Clear



50-332
Inside Sprayed White
Diameter 3 1/4"
Screw Fitter 3 11/64"
Height 6 1/4"



50-216
Inside Sprayed White
Diameter 6"
Screw Fitter 3 11/64"



50-547
Clear Ribbed Glass
Diameter 3 11/32"
Screw Fitter 3 11/64"
Height 6 15/16"



50-919
Clear Glass
Diameter 3 11/32"
Screw Fitter 3 11/64"
Height 6 15/16"

Pharmacy Shade In Green Only



Cased Pharmacy Shade
50-667 Green
Width 9"
Slip Side Holes 7/16"

Lexan & Poly Globes White, Prismatic, Smoke



50-727
Lexan® White Ball
Diameter 6"
Screw Fitter 3 11/64"



50-231
Poly Ball
Diameter 6"
Fitter 3 1/4"



50-233
Poly Ball
Diameter 6"
Screw Fitter 3 11/64"



Poly Globe with 4" Lip Fitter
50-171 Diameter 8"
50-172 Diameter 10"
50-173 Diameter 12"



Poly Globe with 3 3/8" or 4"
Neckless Opening
50-429 Dia. 6" Opening 3 3/8"
50-168 Dia. 8" Opening 4"
50-169 Dia. 10" Opening 4"



Poly Globe with 5 1/4"
Neckless Opening
50-170 Diameter 12"
50-230 Diameter 14"
50-238 Diameter 16"
50-239 Diameter 18"



50-728
Lexan® Smoke Ball
Diameter 6"
Screw Fitter 3 11/64"



Lexan® Prismatic Cylinders
Diameter 3 3/4"
Fitter 3 1/4"
50-721 Height 6-1/4"
50-723 Height 7-1/4"
50-725 Height 8-1/2"



Lexan® Prismatic Cylinders
Diameter 3 3/4"
Screw Fitter 3 11/64"
50-722 Height 6 1/4"
50-724 Height 7 1/4"
50-726 Height 8 1/2"



Lexan® White Cylinders
Diameter 3 3/4"
Screw Fitter 3 11/64"
50-729 Height 6 1/4"
50-730 Height 7-1/4"

Hall & Porch

Globes Assorted Finished



50-114
Clear Porch Globe
Diameter 3 3/4"
Fitter 3 1/4"
Height 4 1/2"



50-112
Clear "Pineapple" Glass
Diameter 5 1/2"
Fitter 3 1/4"



50-382
Frosted Porch Globe
Diameter 3 3/4"
Fitter 3 1/4"
Height 4 1/2"



50-108
Etched Hall Glass Clear Bottom
Diameter 5 9/16"
Fitter 3 1/4"
Height 5"



50-111
White with Clear Bottom Bath Shade
Diameter 5 1/4"
Fitter 3 1/4"
Height 4 1/2"
Depth 5 13/16"

I.E.S. Fixture & Specialty Glassware White

I.E.S Shade



50-165

Diameter 6"
Fitter 2 1/4"
Height 4 3/4"

I.E.S Shade



50-166

Diameter 8"
Fitter 2 1/4"
Height 5 3/4"

I.E.S Shade



50-167

Diameter 10"
Fitter 2 7/8"
Height 5 1/2"

Glassware

Bend Glass Round



White & Grape Pattern

50-194 13" Round

50-195 15" Round

Packing: 12/Master



White

50-376 13" Round

Packing: 12/Master



50-120

Acid Etched Grape Design

Diameter 4 3/8"

Fitter 1 5/8"

Height 5"



Bobèches

50-777 Diameter 4" Center Hole 1" 5 Pins

50-778 Diameter 5" Center Hole 1" 10 Pins

50-779 Diameter 6" Center Hole 1/2" 8 Pins

Glassware Bend Glass Square, U-Channel



White with Clear Floral Pattern

50-190 12" Round
50-191 14" Round



Ruffled Edge White with Wheat Design

50-503 12" Square




White

50-374 12" Round
50-375 14" Round



White "U" Channel

50-378 7" (vertical) hole 1 3/4" from end 7/16" Hole
50-379 14" (horizontal) hole centered 7/16" Hole
50-380 24" (horizontal) holes 6 1/2" from ends 7/16" Hole



Diamond "U" Channel

50-234 7" (vertical) hole 1 3/4" from end 7/16" Hole
50-235 14" (horizontal) hole centered 7/16" Hole
50-236 24" (horizontal) holes 6 1/2" from ends 7/16" Hole

Clip On Shades



90-2362 Ivory Floral
Top 3", Bottom 5", Side 4 1/4"



90-2358 Beige Beaded Floral
Top 3", Bottom 5", Side 4 1/4"



90-2359 Khaki Beaded Floral
Top 3", Bottom 5", Side 4 1/4"



90-2360 White Shantung
Top 3", Bottom 5", Side 4 1/4"



90-2361 Ivory Shantung
Top 3", Bottom 5", Side 4 1/4"



90-2357 Beige Shantung
Top 3", Bottom 5", Side 4 1/4"



90-2363 Beige Folded Pleat
Top 3", Bottom 5", Side 4"



90-2364 White Folded Pleat
Top 3", Bottom 5", Side 4"



90-2365 Black Folded Pleat
Top 3", Bottom 5", Side 4 1/4"

Clip On Shades



90-2486 Cream Bamboo Linen
Top 3", Bottom 6", Side 4 1/2"



90-2487 French Beige Flower Silk
Top 3", Bottom 6", Side 4 1/2"



90-2488 Cream Leaf Linen
Top 3", Bottom 6", Side 4 1/2"



90-2485 Black Linen
Top 3", Bottom 6", Side 4"



90-2366 White Swirl Folded Pleat
Top 3", Bottom 5", Side 4"



90-2367 Beige Swirl Folded Pleat
Top 3", Bottom 5", Side 4"



Beige Leather Look
90-2524 Top 3" Bottom 5 1/2" Side 5 1/4"
90-2525 Top 2 1/8" Bottom 4" Side 5 1/8"



Cream Leather Look
90-2526 Top 3" Bottom 5 1/2" Side 5 1/4"
90-2527 Top 2 1/8" Bottom 4" Side 5 1/8"

Clip On Shades



90-1277 White Silk Bell
Top 3", Bottom 5", Side 4"



90-1275 Beige Parchment Round
Top 3", Bottom 4", Side 4"



90-1276 White Linen Round
Top 3", Bottom 4", Side 4"



90-1274 Black Round w/ Gold Interior
Top 3", Bottom 4", Side 4"



90-1270 White Pleated Round
Top 3", Bottom 4", Side 4"



90-1271 Bone Pleated Round
Top 3", Bottom 4", Side 4"



90-1273 Beige Pleated Round
Top 3", Bottom 4", Side 4"



90-1272 Black Pleated Round
Top 3", Bottom 4", Side 4"

North American Cord Types Reference Chart

Cable Types							
Type	Description	Gauge Size Range	Number of Conductors	Insulation	Jacket	Voltage	Applications
SPT-1	Service Parallel Thermoplastic 1/64" Insulation	18 AWG	2 or 3	PVC	No Jacket	300 Volts AC	Indoor Use Only
SPT-2	Service Parallel Thermoplastic 2/64" Insulation	18 - 16 AWG	2 or 3	PVC	No Jacket	300 Volts AC	Indoor Use Only
SPT-3	Service Parallel Thermoplastic 3/64" Insulation	18 - 10 AWG	2 or 3	PVC	No Jacket	300 Volts AC	Indoor Use Only
SVT	Service Vacuum Thermoplastic	18 or 17 AWG	2 or 3	PVC	PVC	300 Volts AC	Indoor Use Only
SJT	Service Junior Thermoplastic	18 - 10 AWG	2, 3 or 4	PVC	PVC	300 Volts AC	Hard Usage Indoors
SJTW	Service Junior Thermoplastic Weather-Resistant	18 - 10 AWG	2, 3 or 4	PVC	PVC	300 Volts AC	Hard Usage Indoors

Wire Color Coding

Wire	USA Color	EU Wire Color
LIVE - Smooth side x wire	Black	Brown
NEGATIVE - Ribbed side x wire	White	Blue
GROUND	Green	Yellow/Green

Amps Vs. Wire Gauge









There is a direct correlation between cable length — (amperage and wire gauges). List below is the basic breakdown of “Amperage Vs. Wire Gauge”.

Basic Guidelines - Length of the cord increases either the amps will decrease or the wire gauge will have to be increased.

Different jackets can accommodate different wire gauges and the number of wires (conductors) inside the power cord.

Average	Recommended Wire Gauge
7A	20 AWG
10A	18 AWG
13A	16 AWG
15A	14 AWG
20A	12 AWG

Thread Data Reference: M = Male (external) Thread, F = Female (internal) Thread

	Thread Size	Approx. Fraction Diameter (inches)	Exact Diameter (inches)	Applications		Thread Size	Approx. Fraction Diameter (inches)	Exact Diameter (inches)	Applications
	4-36	3/32	.106 .111	— Socket thread.		1/4-20 (course) 1/4-27 (fine)	1/4	.240 .245	— Heavy mechanical lock-up thread (no wireway). Commonly used on trophy products, drawer pulls and giftware assembly. — A 1/4" fine thread used on lamp finials and shade raisers.
	6-32	1/8	.132 .137	— Socket thread — Small mechanical lock-up thread. Commonly used on lantern assemblies.		1/8 I.P. 1/8-27 (N.P.S.M.)	3/8	.380 .390	— The most common thread in the Lamp & Lighting Industry used to create tubular connections allowing electrical wire to pass through.
	8-32	5/32	.158 .163	— Small mechanical lock-up thread. Commonly used on lantern assemblies and drawer pulls.		1/4 I.P. 1/4-18 (N.P.S.M.)	1/2	.510 .515	— Thread used in heavy-duty application of 1/8 I.P. thread, where extra strength is required for stability or weight.
	10-24 (course) 10-32 (fine)	3/16	.184 .189	— 10-24 and 10-32 are mechanical lock-up threads, used when 6-32 or 8-32 threads are not strong enough to retain assembly properly. — 10-24 thread is commonly used on hook sets.		3/8 I.P. (N.P.S.M.)	5/8	.648 .658	— Thread used for very heavy duty fixture mounts.

NPT American Standard Pipe Thread Taper

Paper Size	Threads per Inch TPI - Pitch	Approximate Length of Thread (inches)	Approximate number of Threads to be Cut	Approximate Total Thread Makeup, Hand and Wrench (inches)	Nominal Outside Pipe Diameter OD (inches)	Tap Drill (inches)
1/16"	27				0.313	Blue
1/8"	27	3/8	10	1/4	0.405	R
1/4"	18	5/8	11	3/8	0.540	7/16
3/8"	18	5/8	11	3/8	0.675	37/64
1/2"	14	3/4	10	7/16	0.840	23/32

Metric Conversion Chart

Fraction Inch	Decimal Inch	MM	Fraction Inch	Decimal Inch	MM	Fraction Inch	Decimal Inch	MM
1/64	.015625	.3969	23/64	.359375	9.1281	11/16	.6875	17.4625
1/32	.03125	.7938	3/8	.375	9.525			
3/64	.046875	1.1906				45/64	.703125	17.8594
1/16	.0625	1.5875	25/64	.390625	9.9219	23/32	.71875	18.2562
			13/32	.40625	10.3188	47/64	.734375	18.6531
5/64	.078125	1.9844	27/64	.421875	10.7156	3/4	.75	19.05
3/32	.09375	2.3812	7/16	.4375	11.1125			
7/64	.109375	2.7781				49/64	.765625	19.4469
1/8	.125	3.175	29/64	.453125	11.5094	25/32	.78125	19.8438
			15/32	.46875	11.9062	51/64	.769875	20.2406
9/64	.140625	3.5719	31/64	.484375	12.3031	7/8	.875	20.6375
5/32	.15625	3.9688	1/2	.5	12.7			
11/64	.171875	4.3656				57/64	.890625	22.6219
3/16	.1875	4.7625	33/64	.515625	13.0969	29/32	.90625	23.0188
			17/32	.53125	13.4938	59/64	.921875	23.4156
13/64	.203125	5.1594	35/64	.546875	13.8906	15/16	.9375	23.8125
7/32	.21875	5.5562	9/16	.5625	14.2875			
15/64	.234375	5.9531				61/64	.953125	24.2094
1/4	.25	6.35	37/64	.578125	14.6844	31/32	.96875	24.6062
			19/32	.59375	15.0812	63/64	.984375	25.0031
17/64	.265625	6.7469	39/64	.609375	15.4781	1	1.0	25.4
9/32	.28125	7.1438	5/8	.625	15.875			
19/64	.296875	7.5406						
5/16	.3125	7.9375	41/64	.640625	16.2719			
			21/32	.65625	16.6688			
21/64	.328125	8.3344	43/64	.671875	17.0656			
11/32	.34375	8.7312						

Stranded Conductors - AWG Conversion

AWG	Stranding	Diameter		Cross Sectional Area		Weight lbs./mft	DCR @ 20C-OHMS / mft	
		Inches	mm ²	CMA	mm ²		Care Cu.	Tinned Cu.
22	7/30	0.030	0.7620	700.00	0.3542	2.190	15.57	16.72
22	19/34	0.032	0.8128	754.11	0.3819	2.320	14.77	16.1
22	29/36	0.029	0.7366	650.00	0.3302	1.970	17.44	18.72
20	7/28	0.038	0.9652	1111.00	0.5628	3.490	9.81	10.42
20	10/30	0.036	0.9144	1000.00	0.5060	3.140	11.00	11.81
20	19/32	0.038	0.9652	1216.000	0.6156	3.750	9.10	9.765
20	26/34	0.040	1.0160	1031.94	0.5226	3.210	10.90	11.70
20	41/36	0.038	0.9652	1025.00	0.5207	3.170	11.17	11.99
18	7/26	0.046	1.1684	1769.60	0.8960	5.040	6.165	6.550
18	16/30	0.046	1.1684	1600.00	0.8096	5.000	6.877	7.384
18	19/30	0.048	1.2192	1900.00	0.9614	5.900	5.791	6.281
18	41/34	0.046	1.1684	1627.29	0.8241	5.060	6.975	7.487
18	65/36	0.048	1.2192	1625.00	0.8255	5.000	7.043	7.560

INDEX

25-1067	163	50-376	224	80-1008	6	80-1069	37	80-1139	106
25-1069	163	50-378	225	80-1009	6	80-1070	37	80-1140	109
25-1072	163	50-379	225	80-1010	8	80-1071	37	80-1141	116
25-1074	163	50-380	225	80-1011	8	80-1072	37	80-1142	116
25-1080	163	50-382	222	80-1012	7	80-1073	43	80-1145	69
25-1081	163	50-429	221	80-1013	7	80-1074	43	80-1146	69
50-105	219	50-468	218	80-1014	11	80-1074	52	80-1148	69
50-106	219	50-469	218	80-1015	11	80-1075	43	80-1149	43
50-107	219	50-470	218	80-1016	10	80-1076	43	80-1150	42
50-108	222	50-471	218	80-1017	10	80-1076	52	80-1151	70
50-109	219	50-503	225	80-1020	8	80-1077	62	80-1155	47
50-111	222	50-547	220	80-1021	8	80-1078	42	80-1157	45
50-112	222	50-667	220	80-1022	15	80-1080	45	80-1158	7
50-114	222	50-721	221	80-1023	15	80-1081	51	80-1159	7
50-120	224	50-722	221	80-1024	16	80-1082	51	80-1161	26
50-143	216	50-723	221	80-1025	16	80-1083	43	80-1162	26
50-144	216	50-724	221	80-1026	16	80-1087	68	80-1163	110
50-152	217	50-725	221	80-1027	16	80-1088	68	80-1166	111
50-153	217	50-726	221	80-1028	17	80-1089	68	80-1167	111
50-154	217	50-727	221	80-1029	17	80-1090	72	80-1175	17
50-155	217	50-728	221	80-1030	15	80-1091	72	80-1176	17
50-156	217	50-729	221	80-1031	15	80-1092	72	80-1177	17
50-157	217	50-730	221	80-1032	15	80-1093	70	80-1178	17
50-165	223	50-777	224	80-1033	15	80-1094	71	80-1179	15
50-166	223	50-778	224	80-1034	16	80-1095	71	80-1180	15
50-167	223	50-779	224	80-1035	16	80-1097	43	80-1181	154, 155
50-168	221	50-919	220	80-1036	16	80-1098	7	80-1182	154, 155
50-169	221	50-927	216	80-1037	16	80-1099	9	80-1183	184
50-170	221	77-461	202	80-1038	17	80-1100	8	80-1184	184
50-171	221	77-462	202	80-1039	17	80-1101	7	80-1185	184
50-172	221	77-466	202	80-1040	15	80-1103	55	80-1186	184
50-173	221	79-200	161	80-1041	15	80-1104	38	80-1187	184
50-186	216	79-201	161	80-1042	18	80-1105	38	80-1188	9
50-190	225	79-203	161	80-1043	18	80-1106	38	80-1189	28
50-191	225	79-204	161	80-1044	18	80-1107	38	80-1190	16
50-194	224	79-205	161	80-1045	18	80-1108	36	80-1191	16
50-195	224	79-206	161	80-1046	20	80-1109	36	80-1192	7
50-216	220	79-209	161	80-1047	20	80-1110	36	80-1193	7
50-218	217	79-210	161	80-1048	20	80-1111	36	80-1194	8
50-230	221	79-211	161	80-1049	20	80-1112	36	80-1195	21
50-231	221	79-212	161	80-1050	20	80-1113	47	80-1196	21
50-233	221	79-213	161	80-1051	20	80-1118	7	80-1197	156
50-234	225	79-233	161	80-1052	20	80-1119	7	80-1198	70
50-235	225	79-306	163	80-1053	20	80-1120	58	80-1202	47
50-236	225	79-432	163	80-1054	21	80-1124	107	80-1204	170
50-238	221	79-455	162	80-1055	21	80-1125	107	80-1205	170
50-239	221	79-457	162	80-1056	21	80-1126	107	80-1210	25
50-275	218	79-458	162	80-1057	21	80-1127	107	80-1211	25
50-276	218	79-460	162	80-1058	19	80-1128	107	80-1212	46
50-312	217	79-464	162	80-1059	19	80-1129	107	80-1214	42
50-329	219	79-466	163	80-1060	19	80-1130	107	80-1215	25
50-330	219	80-1000	6	80-1061	19	80-1131	107	80-1217	25
50-331	219	80-1001	6	80-1062	19	80-1132	106	80-1218	8
50-332	220	80-1002	7	80-1063	19	80-1133	106	80-1220	49
50-334	219	80-1003	7	80-1064	23	80-1134	106	80-1221	49
50-335	219	80-1004	7	80-1065	23	80-1135	106	80-1222	49
50-336	219	80-1005	7	80-1066	23	80-1136	106	80-1223	48
50-374	225	80-1006	9	80-1067	23	80-1137	106	80-1224	48
50-375	225	80-1007	9	80-1068	37	80-1138	106	80-1225	45

80-1226	45	80-1320	23	80-1436	25	80-1533	14	80-1650	71
80-1227	84	80-1321	19	80-1437	25	80-1542	14	80-1651	70
80-1228	84	80-1326	62	80-1438	25	80-1547	11	80-1652	70
80-1229	110	80-1328	49	80-1439	25	80-1548	11	80-1653	72
80-1241	111	80-1329	51	80-1440	25	80-1552	69	80-1654	72
80-1242	25	80-1330	51	80-1441	25	80-1553	69	80-1664	64
80-1244	110	80-1337	41	80-1442	25	80-1554	69	80-1665	54, 56
80-1245	81	80-1347	68	80-1445	51	80-1555	187	80-1668	74
80-1246	81	80-1348	6	80-1446	17	80-1558	12	80-1669	8
80-1247	81	80-1349	15	80-1447	17	80-1559	12	80-1670	8
80-1248	81	80-1350	25	80-1449	57	80-1560	13	80-1671	10
80-1249	80	80-1351	25	80-1450	22	80-1561	13	80-1672	9
80-1250	80	80-1352	24	80-1451	22	80-1562	12	80-1673	9
80-1251	80	80-1353	24	80-1453	7	80-1563	12	80-1674	53
80-1252	81	80-1355	107	80-1454	186	80-1565	12	80-1677	42, 52
80-1253	81	80-1356	107	80-1455	186	80-1566	12	80-1678	42, 52
80-1254	81	80-1357	107	80-1456	187	80-1582	73	80-1679	44
80-1255	81	80-1358	107	80-1457	187	80-1583	73	80-1680	44
80-1256	81	80-1359	106	80-1458	187	80-1589	73	80-1681	52
80-1257	81	80-1360	106	80-1462	18	80-1590	73	80-1682	44
80-1258	81	80-1361	106	80-1463	18	80-1591	73	80-1685	47
80-1263	46	80-1362	106	80-1466	110	80-1596	69	80-1688	113
80-1265	37	80-1363	106	80-1467	25	80-1598	27	80-1689	53
80-1266	36	80-1364	106	80-1468	25	80-1600	83	80-1690	59
80-1267	38	80-1365	106	80-1471	25	80-1601	83	80-1691	46
80-1268	28	80-1366	106	80-1472	25	80-1602	83	80-1692	25
80-1269	28	80-1367	107	80-1473	71	80-1603	83	80-1693	71
80-1270	28	80-1368	107	80-1474	71	80-1604	83	80-1694	71
80-1271	28	80-1369	107	80-1475	24	80-1605	83	80-1695	18
80-1272	28	80-1370	107	80-1476	24	80-1606	83	80-1696	18
80-1274	70	80-1371	116	80-1477	24	80-1613	55	80-1700	53
80-1275	70	80-1372	68	80-1481	111	80-1614	53	80-1701	25
80-1278	50	80-1373	8	80-1482	111	80-1615	68	80-1702	25
80-1282	170	80-1376	55	80-1483	25	80-1617	116	80-1703	23
80-1287	25	80-1377	56	80-1485	71	80-1619	188	80-1704	23
80-1288	25	80-1378	54	80-1486	71	80-1620	188	80-1705	24
80-1289	25	80-1379	64	80-1487	186	80-1621	188	80-1706	26
80-1290	25	80-1380	64	80-1490	80	80-1622	188	80-1707	26
80-1291	20	80-1381	110	80-1496	78	80-1627	188	80-1708	47
80-1292	20	80-1389	37	80-1497	78	80-1628	188	80-1709	26
80-1293	111	80-1398	69	80-1498	78	80-1629	188	80-1710	88
80-1294	70	80-1408	116	80-1499	78	80-1630	188	80-1711	88
80-1300	69	80-1409	107	80-1500	73	80-1631	54, 56	80-1712	88
80-1301	69	80-1410	107	80-1501	6	80-1632	188	80-1713	88
80-1302	69	80-1411	107	80-1502	9	80-1633	188	80-1714	89
80-1303	70	80-1412	107	80-1503	9	80-1634	188	80-1715	89
80-1304	70	80-1413	106	80-1504	10	80-1635	188	80-1716	89
80-1305	70	80-1414	106	80-1505	10	80-1636	26	80-1717	89
80-1306	42	80-1415	106	80-1506	84	80-1637	36	80-1718	70
80-1307	54	80-1416	106	80-1518	154, 155	80-1638	36	80-1719	70
80-1311	71	80-1419	25	80-1519	154, 155	80-1639	36	80-1720	89
80-1312	70	80-1428	15	80-1523	27	80-1640	37	80-1721	89
80-1313	50	80-1429	15	80-1524	27	80-1641	38	80-1733	117
80-1314	51	80-1430	19	80-1525	27	80-1642	63	80-1734	53
80-1315	50	80-1431	19	80-1527	6	80-1645	63	80-1737	16
80-1316	50	80-1432	19	80-1529	6	80-1646	57	80-1738	16
80-1317	48	80-1433	19	80-1530	56	80-1647	52	80-1739	16
80-1318	42	80-1434	21	80-1531	46	80-1648	60	80-1740	16
80-1319	20	80-1435	25	80-1532	27	80-1649	68	80-1741	75

INDEX

80-174275	80-187374	80-202079	80-210589	80-21987
80-174877	80-187553	80-202179	80-210685	80-219938
80-174922	80-187753	80-202282	80-210785	80-220038
80-175022	80-1880158	80-202582	80-210885	80-220138
80-175155	80-188887, 89, 119	80-202682	80-210985	80-220238
80-17538	80-189089	80-202782	80-211579	80-220617
80-17546	80-189188	80-202882	80-211679	80-2207189
80-175562	80-189372	80-202982	80-211779	80-220920
80-175937	80-191271	80-203056	80-211879	80-221020
80-176262	80-191475	80-203156	80-211983	80-221116
80-176329	80-192543	80-203244	80-212043	80-221216
80-176429	80-192677	80-203441	80-2121185	80-2214182
80-176663	80-192736	80-203558	80-2124214	80-221555
80-1767109	80-193487	80-203662	80-2125214	80-221620
80-176848	80-193587	80-2037116	80-212781	80-221719
80-176959	80-193782	80-204150	80-212849	80-221819
80-1770109	80-1938164	80-204250	80-212978	80-221921
80-1771109	80-194480	80-204474	80-213078	80-222023
80-177215	80-1947116	80-204742	80-2134121	80-222123
80-178270	80-194872	80-204974	80-213538	80-222340
80-178470	80-194988	80-205468	80-21367	80-222440
80-178570	80-195088	80-206139	80-21376	80-2227169
80-178670	80-195387	80-206239	80-21386	80-2228112
80-178770	80-195587	80-206440	80-2141189	80-2229112
80-178870	80-195649	80-206540	80-2142189	80-2230112
80-179156	80-1964130	80-206739	80-2143189	80-2231115
80-179352	80-1965130	80-206839	80-2144189	80-2232115
80-179470	80-1966130	80-207039	80-2145189	80-223376
80-179523	80-1967130	80-207139	80-2146166	80-223785
80-179674	80-19687	80-207240	80-2149154	80-223820
80-179727	80-19697	80-207388	80-215038	80-223950
80-179863	80-1970119	80-207488	80-2151155	80-224344
80-181374	80-1971190	80-207588	80-2152154	80-224422
80-181674	80-1972190	80-207688	80-215320	80-224525
80-1819116	80-1973190	80-207788	80-2154214	80-22508
80-1820116	80-1974190	80-207888	80-215820	80-225115
80-184469	80-1975190	80-208062	80-215974	80-225215
80-184686	80-1976190	80-2081191	80-2160182	80-225319
80-184786	80-197771	80-2082191	80-2161119	80-226059
80-184886	80-1979148	80-2083191	80-216263	80-2261136
80-184986	80-1980116	80-2084191	80-216363	80-2262136
80-185086	80-19818	80-2085191	80-216450	80-226664
80-185186	80-1983108	80-2086191	80-216574	80-226764
80-185286	80-198423	80-2087191	80-216680	80-226930
80-185386	80-198523	80-2088191	80-216780	80-227030
80-185486	80-1987190	80-208943	80-216880	80-227130, 201
80-185586	80-1988190	80-209056	80-216980	80-227230
80-185686	80-1994108	80-209157	80-2174214	80-227330
80-185786	80-199668	80-209253	80-2177154	80-227430
80-185887	80-199776	80-209355	80-217875	80-227936
80-185987	80-200372	80-209562	80-2179170	80-228037
80-186087	80-200475	80-209662	80-2180177	80-228130
80-186187	80-200587	80-209769	80-2181186	80-228230
80-186287	80-2010149	80-209869	80-218250	80-228330
80-186387	80-2011186	80-209976	80-21859	80-228430
80-186559	80-201272	80-2101116	80-21869	80-2287174
80-186988	80-201372	80-2102158	80-2195189	80-2288135
80-187052	80-2015167	80-2103158	80-219668	80-2289135
80-187275	80-201974	80-210488	80-219748	80-2290135

80-2291 135	80-2364 82	80-2437 6	80-2522 113	90-023 177
80-2292 179	80-2365 82	80-2438 6	80-2523 113	90-024 177
80-2293 154	80-2368 119	80-2439 32	80-2524 113	90-025 177
80-2294 154	80-2369 48	80-2442 15	80-2529 70	90-026 177
80-2296 77	80-2370 46	80-2443 19	80-2530 37	90-027 177
80-2297 30, 201	80-2371 47	80-2444 19	80-2531 8	90-028 177
80-2298 30	80-2372 133	80-2445 20	80-2534 20	90-029 177
80-2299 63	80-2373 133	80-2448 37	80-2537 74	90-030 177
80-2300 25	80-2374 133	80-2449 66	80-2538 15	90-031 177
80-2301 25	80-2375 133	80-2450 135	80-2539 121	90-032 177
80-2304 132	80-2376 133	80-2452 186	80-2540 38	90-033 168
80-2305 132	80-2377 130	80-2453 33, 201	80-2541 119	90-034 168
80-2306 132	80-2378 31	80-2454 33	80-2543 72	90-035 177
80-2307 74	80-2379 31	80-2455 33	80-2548 70	90-036 177
80-2308 134	80-2380 31, 201	80-2456 33	80-2549 150	90-037 177
80-2309 134	80-2381 31	80-2457 33	80-2550 150	90-038 177
80-2310 174	80-2384 50	80-2458 33	80-2551 45	90-039 209
80-2311 82	80-2385 72	80-2459 33	80-2552 154	90-040 202
80-2312 82	80-2389 22	80-2460 33, 201	80-2555 154	90-041 202
80-2313 137	80-2390 22	80-2461 33	80-2556 137	90-044 203
80-2315 9	80-2392 6	80-2463 135	80-2557 137	90-045 203
80-2316 9	80-2393 6	80-2464 135	80-2565 34	90-047 199
80-2317 109	80-2394 7	80-2465 135	80-2566 34	90-048 199
80-2318 76	80-2395 7	80-2466 135	80-2567 34	90-050 199
80-2319 170	80-2396 8	80-2467 135	80-2568 34	90-051 199
80-2321 85	80-2397 136	80-2468 109	80-2569 34	90-052 197
80-2324 76	80-2398 132	80-2469 109	80-2570 34	90-053 197
80-2326 21	80-2399 20	80-2471 187	80-2571 34	90-054 197
80-2327 23	80-2400 185	80-2474 132	80-2572 34	90-055 197
80-2330 130	80-2402 185	80-2475 132	80-2573 35	90-056 197
80-2331 130, 147	80-2403 24	80-2477 21	80-2574 35	90-057 202
80-2332 130, 147	80-2404 24	80-2478 21	80-2575 35	90-058 197
80-2333 130, 147	80-2408 114	80-2479 23	80-2576 35	90-059 177
80-2334 130, 147	80-2409 114	80-2480 23	80-2577 35	90-060 177
80-2335 130, 147	80-2410 114	80-2481 19	80-2578 35	90-061 199
80-2336 115	80-2411 114, 122	80-2482 19	80-2579 35	90-062 197
80-2337 115	80-2412 114	80-2483 22	80-2580 35	90-063 197
80-2338 30, 150	80-2413 114	80-2485 182	80-2594 89	90-065 197
80-2339 150	80-2414 17	80-2486 182	80-2652 49	90-066 197
80-2340 150	80-2415 15	80-2487 69	90-000 163	90-068 197
80-2341 150	80-2416 18	80-2488 69	90-001 168	90-069 203
80-2342 150	80-2417 17	80-2490 89	90-002 168	90-070 162
80-2343 31	80-2418 18	80-2492 51	90-003 169	90-071 162
80-2343 201	80-2421 19	80-2494 82	90-004 169	90-072 162
80-2344 31	80-2422 23	80-2495 150	90-008 194	90-077 162
80-2345 31	80-2423 21	80-2496 114	90-009 194	90-078 163
80-2346 31	80-2424 16	80-2497 114	90-010 194	90-080 163
80-2350 83	80-2425 57	80-2498 114	90-011 194	90-081 163
80-2351 116	80-2426 114	80-2507 29	90-012 194	90-085 163
80-2352 116	80-2427 32	80-2509 20	90-013 194	90-086 163
80-2355 11	80-2428 32	80-2511 87, 119	90-014 169	90-095 180
80-2356 16	80-2429 32	80-2513 121	90-015 168	90-096 180
80-2357 15	80-2430 32	80-2515 113	90-016 169	90-097 180
80-2358 15	80-2431 32	80-2516 113	90-017 168	90-098 180
80-2359 42	80-2432 32	80-2517 113	90-018 168	90-099 161
80-2360 121	80-2433 32	80-2518 113	90-019 168	90-100 133
80-2361 164	80-2434 32, 201	80-2519 113	90-020 24	90-101 133
80-2362 164	80-2435 32	80-2520 113	90-021 24	90-102 133
80-2363 164	80-2436 32, 201	80-2521 113	90-022 177	90-103 133

INDEX

90-105.....	133	90-182.....	24	90-269.....	172	90-351.....	170	90-429.....	54
90-106.....	136	90-183.....	24	90-270.....	164	90-352.....	186	90-430.....	204
90-107.....	136	90-187.....	168	90-271.....	164	90-353.....	170	90-431.....	204
90-108.....	199	90-188.....	194	90-272.....	164	90-354.....	170	90-432.....	64
90-109.....	166	90-189.....	194	90-273.....	172	90-355.....	170	90-433.....	115
90-110.....	166	90-190.....	194	90-274.....	164	90-356.....	170	90-434.....	115
90-111.....	167	90-191.....	198	90-276.....	172	90-357.....	170	90-435.....	115
90-112.....	166	90-192.....	197	90-277.....	172	90-358.....	170	90-436.....	115
90-113.....	166	90-193.....	197	90-278.....	172	90-359.....	170	90-437.....	121
90-114.....	167	90-194.....	198	90-280.....	164	90-360.....	170	90-438.....	121
90-115.....	167	90-195.....	198	90-281.....	164	90-361.....	170	90-439.....	214
90-116.....	192	90-196.....	197	90-282.....	164	90-362.....	170	90-440.....	183
90-117.....	192	90-197.....	197	90-283.....	164	90-363.....	170	90-441.....	183
90-119.....	203	90-198.....	197	90-284.....	164	90-364.....	170	90-442.....	183
90-120.....	211	90-199.....	198	90-285.....	164	90-365.....	172	90-443.....	60
90-121.....	204	90-200.....	173	90-286.....	164	90-366.....	186	90-444.....	60
90-122.....	192	90-201.....	173	90-287.....	164	90-368.....	187	90-445.....	60
90-123.....	192	90-202.....	173	90-288.....	164	90-369.....	187	90-446.....	120
90-124.....	192	90-203.....	173	90-289.....	164	90-370.....	186	90-449.....	77
90-125.....	192	90-204.....	173	90-290.....	164	90-371.....	187	90-450.....	183
90-127.....	192	90-205.....	173	90-291.....	164	90-372.....	186	90-451.....	183
90-128.....	192	90-206.....	173	90-292.....	164	90-373.....	187	90-452.....	183
90-129.....	192	90-207.....	178	90-293.....	164	90-374.....	186	90-453.....	183
90-130.....	158	90-208.....	176	90-294.....	164	90-375.....	187	90-456.....	183
90-132.....	158	90-209.....	176	90-295.....	164	90-379.....	170	90-458.....	36
90-133.....	157	90-210.....	176	90-296.....	164	90-381.....	170	90-460.....	133
90-135.....	157	90-212.....	173	90-297.....	164	90-383.....	170	90-462.....	133
90-136.....	155	90-219.....	155	90-298.....	164	90-384.....	172	90-463.....	66
90-137.....	155	90-220.....	155	90-299.....	164	90-385.....	172	90-464.....	67
90-139.....	155	90-221.....	155	90-300.....	193	90-386.....	172	90-465.....	64
90-140.....	156	90-222.....	155	90-301.....	164	90-387.....	172	90-466.....	50
90-141.....	156	90-223.....	155	90-302.....	164	90-388.....	170	90-469.....	149
90-142.....	156	90-224.....	155	90-303... 207, 214, 218		90-389.....	170	90-470.....	149
90-151.....	203	90-225.....	155	90-305.....	193	90-390.....	168	90-472.....	170
90-152.....	172	90-230.....	204	90-306.....	193	90-392.....	168	90-473.....	170
90-153.....	172	90-231.....	204	90-312.....	193	90-393.....	112	90-474.....	75
90-154.....	172	90-234.....	206	90-317.....	193	90-394.....	112	90-475.....	74
90-155.....	172	90-235.....	206	90-318.....	193	90-396.....	149	90-480.....	61
90-156.....	172	90-241.....	179	90-319.....	193	90-402.....	68	90-481.....	61
90-157.....	150	90-242.....	199	90-321.....	150	90-403.....	68	90-487.....	194
90-158.....	150	90-244.....	206	90-322.....	150	90-404.....	41	90-488.....	194
90-159.....	176	90-245.....	176	90-323.....	150	90-405.....	41	90-489.....	194
90-161.....	150	90-246.....	213	90-324.....	150	90-407.....	62	90-490.....	133
90-162.....	179	90-248.....	76	90-325.....	150	90-409.....	42	90-491.....	133
90-163.....	180	90-249.....	173	90-326.....	150	90-410.....	6	90-492.....	133
90-165.....	167	90-250.....	76	90-327.....	150	90-411.....	9	90-493.....	133
90-167.....	176	90-253.....	173	90-328.....	150	90-412.....	7	90-496.....	133
90-168.....	176	90-254.....	173	90-330.....	204	90-413.....	7	90-497.....	133
90-169.....	176	90-255.....	164	90-331.....	204	90-414.....	64	90-498.....	133
90-171.....	168	90-256.....	164	90-332.....	179	90-415.....	64	90-500.....	115
90-172.....	169	90-257.....	164	90-333.....	170	90-416.....	64	90-501.....	106
90-173.....	192	90-258.....	164	90-335.....	174, 210	90-418.....	6	90-502.....	109
90-174.....	180	90-259.....	164	90-336.....	174, 210	90-419.....	43	90-503.....	192
90-176.....	170	90-260.....	164	90-337.....	174, 210	90-420.....	8	90-504.....	106
90-177.....	170	90-261.....	164	90-338.....	174	90-421.....	6	90-505.....	108
90-178.....	167	90-262.....	164	90-339.....	174	90-422.....	68	90-506.....	115
90-179.....	166	90-263.....	173	90-340.....	173	90-424.....	41	90-507.....	106
90-180.....	150	90-267.....	172	90-341.....	173	90-425.....	77	90-508.....	107
90-181.....	24	90-268.....	172	90-350.....	170	90-428.....	58	90-521.....	192

90-522	192	90-625	178	90-719	112	90-879	214	90-1003	164
90-532	77	90-626	178	90-720	173	90-880	214	90-1004	164
90-533	192	90-631	112	90-721	173	90-886	158	90-1005	164
90-534	192	90-632	112	90-722	177	90-890	198	90-1008	164
90-535	177	90-634	179	90-723	136	90-891	198	90-1009	164
90-536	177	90-635	177	90-724	204	90-892	198	90-1012	164
90-537	177	90-636	178	90-725	194	90-893	198	90-1014	164
90-538	177	90-637	178	90-738	69	90-894	198	90-1015	164
90-539	177	90-638	178	90-739	69	90-901	186	90-1016	162
90-540	63	90-639	178	90-744	177	90-902	186	90-1017	164
90-541	63	90-640	176	90-747	193	90-903	186	90-1018	164
90-542	63	90-642	178	90-748	193	90-904	186	90-1020	172
90-543	63	90-643	178	90-749	204	90-905	186	90-1021	164
90-545	116	90-644	178	90-755	205	90-906	186	90-1022	164
90-546	121	90-645	178	90-756	205	90-907	186	90-1023	164
90-547	121	90-646	178	90-757	205	90-908	186	90-1025	164
90-548	70	90-649	207	90-758	205	90-909	186	90-1026	164
90-551	176	90-650	207	90-759	50	90-910	186	90-1027	164
90-552	154	90-651	176	90-760	50	90-911	187	90-1028	164
90-553	154	90-652	176	90-761	178	90-912	187	90-1029	164
90-554	154	90-653	176	90-762 ... 157, 158, 178		90-913	187	90-1030	164
90-555	154	90-654	214	90-763	205	90-914	187	90-1031	164
90-556	154	90-655	214	90-764	178	90-915	187	90-1032	177
90-557	154	90-656	214	90-765	178	90-916	187	90-1034	192
90-558	155	90-657	214	90-766	205	90-917	187	90-1035	168
90-559	155	90-658	214	90-767	205	90-918	187	90-1036	168
90-560	155	90-659	214	90-768	213	90-919	154	90-1037	168
90-561	155	90-660	214	90-769	213	90-920	154	90-1038	168
90-562	155	90-666	176	90-770	183	90-921	154	90-1042	169
90-563	155	90-667	178	90-775	211	90-922	154	90-1050	157
90-570	155	90-668	178	90-776	211	90-923	154	90-1051	157
90-571	155	90-670	162	90-793	113	90-924	154	90-1059	179
90-573	115	90-677	214	90-794	113	90-925	154	90-1060	164
90-574	115	90-678	214	90-797	177	90-931	186	90-1062	164
90-575	166	90-679	214	90-798	111	90-934	193	90-1063	164
90-577	214	90-684	205	90-799	111	90-935	83	90-1065	166
90-578	214	90-685	205	90-806	122	90-935	194	90-1066	168
90-0580	203	90-686	205	90-814	115	90-940	156	90-1068	164
90-589	167	90-689	108	90-815	183	90-955	176	90-1069	110
90-590	106	90-691	193	90-816	183	90-957	173	90-1070	110
90-591	168	90-692	193	90-817	183	90-958	173	90-1072	202
90-592	168	90-693	193	90-820	115	90-959	157	90-1073	166
90-593	167	90-695	112	90-821	115	90-963	178	90-1074	43
90-594	168	90-696	112	90-822	176	90-967	133	90-1076	77
90-595	63	90-697	112	90-825	115	90-968	136	90-1077	75
90-598	167	90-701	156	90-837	158	90-985	172	90-1078	75
90-599	173	90-702	178	90-838	158	90-986	172	90-1080	74
90-606	164	90-703	109	90-840	204	90-987	172	90-1081	74
90-607	164	90-704	108	90-841	204	90-988	172	90-1082	111
90-608	164	90-705	214	90-842	158	90-989	172	90-1083	113
90-609	164	90-706	207	90-846	183	90-990	172	90-1084	113
90-610	164	90-707	207	90-867	16	90-991	172	90-1085	211
90-611	164	90-708	211	90-868	15	90-992	172	90-1088	171
90-612	167	90-709	211	90-869	16	90-993	172	90-1089	171
90-613	167	90-710	176	90-870	15	90-995	172	90-1090	171
90-614	179	90-711	176	90-871	17	90-996	172	90-1091	171
90-615	207	90-714	173	90-876	205	90-998	150	90-1092	171
90-616	207	90-715	112	90-877	205	90-1000	164	90-1093	171
90-623	179	90-716	112	90-878	214	90-1002	164	90-1094	171

INDEX

90-1095.....	170	90-1167.....	172	90-1306.....	212	90-1523.....	132	90-1597.....	171
90-1096.....	170	90-1168.....	172	90-1307.....	212	90-1524.....	132	90-1598.....	171
90-1097.....	77	90-1169.....	172	90-1308.....	178	90-1525.....	132	90-1599.....	171
90-1098.....	198	90-1170.....	172	90-1310.....	60, 148	90-1526.....	132	90-1600.....	179
90-1099.....	198	90-1173.....	164	90-1311.....	75, 149	90-1527.....	132	90-1601.....	169
90-1100.....	198	90-1174.....	172	90-1312.....	75, 149	90-1528.....	132	90-1602.....	171
90-1101.....	198	90-1175.....	172	90-1313.....	75, 149	90-1529.....	132	90-1603.....	171
90-1102.....	198	90-1176.....	172	90-1314.....	8	90-1530.....	132	90-1604.....	171
90-1103.....	186	90-1177.....	172	90-1385.....	169	90-1531.....	132	90-1605.....	171
90-1104.....	187	90-1178.....	172	90-1386.....	158	90-1532.....	132	90-1606.....	171
90-1106.....	109	90-1179.....	172	90-1404.....	122	90-1534.....	132	90-1607.....	171
90-1107.....	46	90-1180.....	172	90-1405.....	122	90-1535.....	132	90-1608.....	171
90-1108.....	43	90-1181.....	172	90-1407.....	211	90-1536.....	132	90-1609.....	171
90-1109.....	45	90-1182.....	165	90-1408.....	6	90-1537.....	132	90-1610.....	171
90-1110.....	45	90-1183.....	165	90-1409.....	9	90-1538.....	132	90-1611.....	171
90-1111.....	77	90-1184.....	165	90-1410.....	7	90-1540.....	84	90-1612.....	171
90-1112.....	77	90-1185.....	165	90-1411.....	7	90-1541.....	84	90-1613.....	171
90-1113.....	77	90-1186.....	165	90-1412.....	8	90-1542.....	84	90-1614.....	171
90-1114.....	113	90-1187.....	165	90-1413.....	133	90-1543.....	84	90-1615.....	171
90-1115.....	113	90-1188.....	165	90-1414.....	133	90-1544.....	84	90-1616.....	171
90-1116.....	113	90-1189.....	165	90-1415.....	133	90-1545.....	84	90-1617.....	171
90-1117.....	122	90-1190.....	165	90-1416.....	133	90-1547.....	84	90-1618.....	171
90-1118.....	122	90-1191.....	165	90-1417.....	133	90-1548.....	84	90-1619.....	171
90-1119.....	122	90-1192.....	165	90-1418.....	149	90-1549.....	85	90-1620.....	171
90-1120.....	122	90-1193.....	165	90-1419.....	149	90-1550.....	85	90-1621.....	169
90-1121.....	120	90-1194.....	165	90-1420.....	147	90-1551.....	85	90-1622.....	179
90-1125.....	166	90-1195.....	165	90-1421.....	149	90-1552.....	74	90-1623.....	169
90-1126.....	166	90-1196.....	165	90-1422.....	150	90-1553.....	74	90-1624.....	179
90-1127.....	167	90-1197.....	165	90-1423.....	150	90-1554.....	72	90-1625.....	179
90-1128.....	167	90-1198.....	164	90-1424.....	168	90-1555.....	73	90-1626.....	179
90-1129.....	167	90-1199.....	164	90-1425.....	136	90-1556.....	71	90-1627.....	179
90-1130.....	167	90-1217.....	167	90-1429.....	172	90-1557.....	71	90-1628.....	179
90-1138.....	24	90-1218.....	172	90-1433.....	205	90-1558.....	76	90-1629.....	179
90-1139.....	24	90-1246.....	187	90-1435.....	204	90-1559.....	76	90-1630.....	179
90-1140.....	24	90-1247.....	187	90-1437.....	204	90-1560.....	76	90-1631.....	179
90-1141.....	24	90-1248.....	187	90-1439.....	205	90-1561.....	75	90-1632.....	179
90-1142.....	24	90-1249.....	187	90-1440.....	149	90-1562.....	156	90-1633.....	179
90-1143.....	24	90-1250.....	187	90-1448.....	205	90-1563.....	50	90-1634.....	169
90-1144.....	25	90-1251.....	187	90-1502.....	61	90-1564.....	50	90-1636.....	168
90-1145.....	25	90-1256.....	186	90-1503.....	61	90-1565.....	167	90-1640.....	170
90-1146.....	25	90-1257.....	186	90-1504.....	207, 214, 218	90-1567.....	156	90-1641.....	170
90-1147.....	25	90-1258.....	186	90-1505.....	186	90-1571.....	175	90-1643.....	186
90-1148.....	186	90-1259.....	186	90-1506.....	186	90-1572.....	175	90-1644.....	170
90-1149.....	172	90-1260.....	186	90-1507.....	186	90-1577.....	169	90-1646.....	168
90-1150.....	50	90-1261.....	186	90-1508.....	186	90-1578.....	168	90-1648.....	168
90-1151.....	62	90-1262.....	186	90-1509.....	186	90-1579.....	168	90-1649.....	168
90-1152.....	41	90-1263.....	186	90-1510.....	186	90-1580.....	168	90-1650.....	167
90-1153.....	41	90-1264.....	186	90-1511.....	186	90-1581.....	136	90-1652.....	172
90-1154.....	177	90-1270.....	228	90-1512.....	186	90-1582.....	136	90-1653.....	172
90-1155.....	177	90-1271.....	228	90-1513.....	187	90-1583.....	136	90-1654.....	170
90-1156.....	177	90-1272.....	228	90-1514.....	187	90-1584.....	136	90-1655.....	170
90-1158.....	150	90-1273.....	228	90-1515.....	187	90-1585.....	136	90-1656.....	170
90-1159.....	150	90-1274.....	228	90-1516.....	187	90-1587.....	66	90-1657.....	24
90-1160.....	157	90-1275.....	228	90-1517.....	187	90-1588.....	67	90-1658.....	24
90-1161.....	157	90-1276.....	228	90-1518.....	199	90-1589.....	156	90-1660.....	172
90-1162.....	164	90-1277.....	228	90-1519.....	120	90-1590.....	74	90-1661.....	170
90-1163.....	164	90-1281.....	164	90-1520.....	112	90-1594.....	171	90-1667.....	15
90-1164.....	174	90-1298.....	172	90-1521.....	112	90-1595.....	171	90-1668.....	16
90-1166.....	172	90-1299.....	212	90-1522.....	112	90-1596.....	171	90-1669.....	16

90-1670	15	90-1728	173	90-1843	176	90-1934	196	90-2055	170
90-1671	17	90-1729	173	90-1844	196	90-1935	196	90-2056	170
90-1672	15	90-1730	173	90-1845	196	90-1936	196	90-2057	170
90-1673	15	90-1731	158	90-1846	197	90-1937	198	90-2058	170
90-1674	196	90-1732	158	90-1847	197	90-2000	154	90-2059	170
90-1675	196	90-1733	158	90-1848	174	90-2001	154	90-2060	170
90-1676	107	90-1734	159	90-1852	149	90-2002	154	90-2061	170
90-1677	196	90-1735	158	90-1857	173	90-2003	154	90-2062	170
90-1678	107	90-1736	160	90-1858	169	90-2004	154	90-2063	170
90-1679	107	90-1737	160	90-1859	196	90-2005	154	90-2064	170
90-1680	196	90-1738	160	90-1860	196	90-2006	154	90-2065	170
90-1681	196	90-1739	160	90-1861	196	90-2007	154	90-2066	170
90-1682	196	90-1741	160	90-1862	196	90-2008	154	90-2067	170
90-1683	196	90-1743	159	90-1863	196	90-2009	154	90-2068	170
90-1684	196	90-1744	159	90-1873	176	90-2010	154	90-2069	170
90-1685	196	90-1745	159	90-1874	168	90-2011	154	90-2070	170
90-1686	196	90-1746	159	90-1875	168	90-2012	154	90-2071	170
90-1687	196	90-1747	159	90-1876	176	90-2013	155	90-2072	170
90-1688	196	90-1748	160	90-1877	173	90-2014	155	90-2073	170
90-1689	196	90-1752	170	90-1878	173	90-2015	155	90-2074	170
90-1690	196	90-1763	170	90-1879	196	90-2016	155	90-2075	170
90-1691	196	90-1765	170	90-1880	196	90-2017	155	90-2076	170
90-1692	196	90-1766	170	90-1881	196	90-2018	155	90-2077	170
90-1693	196	90-1772	170	90-1882	197	90-2019	155	90-2078	154
90-1694	196	90-1773	177	90-1883	197	90-2020	155	90-2079	154
90-1695	196	90-1774	177	90-1884	197	90-2021	155	90-2080	154
90-1696	196	90-1776	173	90-1885	173	90-2022	155	90-2081	155
90-1697	202	90-1777	25	90-1886	196	90-2023	155	90-2082	155
90-1698	168	90-1778	177	90-1887	200	90-2024	155	90-2083	155
90-1699	169	90-1779	193	90-1888	170	90-2025	155	90-2085	137
90-1700	169	90-1780	193	90-1889	200	90-2026	155	90-2086	137
90-1701	169	90-1781	193	90-1890	200	90-2027	155	90-2087	135
90-1702	168	90-1782	62	90-1891	200	90-2028	155	90-2088	154
90-1703	168	90-1784	167	90-1892	200	90-2029	155	90-2089	154
90-1704	168	90-1785	167	90-1893	200	90-2030	155	90-2090	170
90-1705	167	90-1786	85	90-1894	196	90-2031	154	90-2091	170
90-1706	42	90-1788	170	90-1896	173	90-2032	154	90-2093	155
90-1707	42	90-1789	170	90-1897	196	90-2033	132	90-2094	155
90-1708	45	90-1790	170	90-1898	196	90-2034	132	90-2095	179
90-1709	25	90-1801	120	90-1899	196	90-2035	132	90-2096	179
90-1709	68	90-1804	168	90-1900	196	90-2036	132	90-2097	179
90-1710	170	90-1806	170	90-1901	196	90-2037	132	90-2098	179
90-1711	157	90-1809	176	90-1902	196	90-2038	133	90-2099	179
90-1712	157	90-1810	179	90-1907	147	90-2039	133	90-2100	179
90-1713	157	90-1814	147	90-1908	147	90-2040	112	90-2101	133
90-1714	157	90-1818	186	90-1909	147	90-2041	112	90-2102	164
90-1715	157	90-1824	150	90-1910	147	90-2042	133	90-2103	164
90-1716	157	90-1825	150	90-1912	60, 148	90-2043	135	90-2104	164
90-1717	157	90-1830	172	90-1916	60, 148	90-2044	135	90-2105	164
90-1718	157	90-1831	172	90-1917	60, 148	90-2045	135	90-2106	164
90-1719	157	90-1832	170	90-1918	60, 148	90-2046	135	90-2107	164
90-1720	157	90-1833	170	90-1919	60, 148	90-2047	135	90-2108	164
90-1721	157	90-1834	170	90-1923	132	90-2048	135	90-2109	164
90-1722	157	90-1835	170	90-1926	200	90-2049	170	90-2110	164
90-1723	157	90-1836	176	90-1927	200	90-2050	170	90-2111	164
90-1724	157	90-1837	176	90-1928	80	90-2051	170	90-2112	164
90-1725	157	90-1838	170	90-1931	109	90-2052	170	90-2113	164
90-1726	173	90-1839	170	90-1932	196	90-2053	170	90-2114	164
90-1727	173	90-1842	176	90-1933	196	90-2054	170	90-2115	164

INDEX

90-2116.....	164	90-2183.....	133	90-2245.....	112	90-2312.....	137	90-2393.....	186
90-2117.....	164	90-2184.....	133	90-2246.....	156	90-2313.....	137	90-2403.....	137
90-2118.....	164	90-2185.....	133	90-2247.....	156	90-2315.....	111	90-2404.....	214
90-2119.....	164	90-2186.....	135	90-2248.....	156	90-2318.....	171	90-2405.....	214
90-2120.....	164	90-2188.....	185	90-2249.....	156	90-2319.....	171	90-2406.....	137
90-2121.....	164	90-2189.....	185	90-2250.....	156	90-2320.....	134	90-2407.....	165
90-2122.....	164	90-2190.....	185	90-2251.....	156	90-2321.....	134	90-2413.....	137
90-2123.....	164	90-2191.....	185	90-2252.....	156	90-2322.....	134	90-2414.....	137
90-2124.....	164	90-2192.....	185	90-2253.....	156	90-2323.....	134	90-2415.....	137
90-2125.....	164	90-2193.....	185	90-2254.....	156	90-2324.....	134	90-2416.....	132
90-2126.....	164	90-2194.....	185	90-2255.....	156	90-2325.....	137	90-2417.....	132
90-2127.....	164	90-2195.....	185	90-2256.....	154	90-2329.....	181	90-2418.....	132
90-2128.....	164	90-2196.....	185	90-2257.....	154	90-2330.....	181	90-2421.....	174
90-2129.....	164	90-2197.....	185	90-2258.....	154	90-2331.....	181	90-2422.....	174
90-2130.....	164	90-2199.....	185	90-2259.....	154	90-2332.....	181	90-2424.....	115
90-2131.....	164	90-2200.....	185	90-2260.....	108	90-2333.....	181	90-2425.....	115
90-2132.....	164	90-2201.....	185	90-2261.....	108	90-2334.....	181	90-2426.....	115
90-2133.....	165	90-2202.....	185	90-2262.....	170	90-2335.....	181	90-2427.....	115
90-2134.....	165	90-2203.....	154	90-2264.....	154	90-2336.....	181	90-2428.....	118
90-2135.....	165	90-2204.....	154	90-2265.....	154	90-2337.....	181	90-2429.....	118
90-2136.....	165	90-2205.....	154	90-2266.....	154	90-2338.....	155	90-2430.....	117
90-2137.....	165	90-2206.....	154	90-2267.....	154	90-2339.....	155	90-2431.....	117
90-2138.....	165	90-2208.....	137	90-2268.....	154	90-2340.....	154	90-2432.....	117
90-2139.....	171	90-2209.....	137	90-2269.....	154	90-2341.....	154	90-2433.....	119
90-2140.....	171	90-2210.....	137	90-2270.....	154	90-2342.....	174	90-2434.....	87, 89, 119
90-2141.....	171	90-2211.....	165	90-2271.....	185	90-2343.....	174	90-2435.....	134
90-2142.....	171	90-2212.....	185	90-2272.....	185	90-2344.....	174	90-2436.....	134
90-2146.....	171	90-2213.....	185	90-2273.....	185	90-2351.....	174	90-2437.....	134
90-2147.....	171	90-2214.....	185	90-2274.....	185	90-2352.....	174	90-2438.....	171
90-2148.....	171	90-2215.....	185	90-2275.....	185	90-2353.....	156	90-2439.....	171
90-2149.....	171	90-2216.....	185	90-2276.....	185	90-2354.....	156	90-2440.....	171
90-2150.....	171	90-2217.....	185	90-2277.....	184	90-2357.....	226	90-2441.....	171
90-2151.....	171	90-2218.....	185	90-2278.....	184	90-2358.....	226	90-2443.....	186
90-2152.....	171	90-2219.....	185	90-2279.....	184	90-2359.....	226	90-2444.....	186
90-2153.....	179	90-2220.....	184	90-2280.....	184	90-2360.....	226	90-2445.....	186
90-2154.....	179	90-2221.....	184	90-2281.....	184	90-2361.....	226	90-2446.....	187
90-2155.....	179	90-2222.....	184	90-2282.....	184	90-2363.....	226	90-2447.....	187
90-2156.....	179	90-2223.....	184	90-2283.....	184	90-2364.....	226	90-2448.....	187
90-2157.....	179	90-2224.....	184	90-2284.....	184	90-2365.....	226	90-2449.....	120
90-2158.....	165	90-2225.....	184	90-2285.....	184	90-2366.....	227	90-2450.....	120
90-2163.....	180	90-2226.....	184	90-2286.....	184	90-2367.....	227	90-2451.....	120
90-2164.....	180	90-2227.....	184	90-2287.....	184	90-2368.....	115	90-2452.....	77
90-2165.....	180	90-2228.....	184	90-2288.....	184	90-2369.....	115	90-2453.....	155
90-2166.....	180	90-2229.....	185	90-2289.....	155	90-2370.....	115	90-2454.....	155
90-2167.....	180	90-2230.....	185	90-2291.....	154	90-2371.....	115	90-2455.....	155
90-2168.....	180	90-2231.....	185	90-2292.....	154	90-2372.....	115	90-2456.....	154
90-2169.....	180	90-2232.....	185	90-2293.....	155	90-2373.....	182	90-2457.....	154
90-2170.....	180	90-2233.....	164	90-2294.....	175	90-2374.....	155	90-2458.....	156
90-2171.....	180	90-2234.....	165	90-2295.....	175	90-2375.....	155	90-2459.....	134
90-2172.....	182	90-2235.....	154	90-2296.....	175	90-2376.....	155	90-2460.....	132
90-2173.....	182	90-2236.....	154	90-2297.....	175	90-2377.....	155	90-2461.....	132
90-2174.....	182	90-2237.....	149	90-2298.....	175	90-2378.....	155	90-2462.....	132
90-2175.....	182	90-2238.....	149	90-2299.....	175	90-2379.....	155	90-2463.....	132
90-2176.....	182	90-2239.....	149	90-2300.....	175	90-2382.....	208	90-2464.....	132
90-2177.....	182	90-2240.....	149	90-2301.....	175	90-2383.....	208	90-2465.....	120
90-2178.....	182	90-2241.....	149	90-2302.....	175	90-2384.....	208	90-2467.....	93
90-2179.....	182	90-2242.....	155	90-2303.....	175	90-2385.....	165	90-2467.....	94
90-2180.....	182	90-2243.....	137	90-2309.....	136	90-2390.....	134	90-2468.....	93
90-2182.....	170	90-2244.....	112	90-2310.....	136	90-2392.....	132	90-2469.....	92

90-2470	92	90-2536	149	90-2642	135	90-5203	165	93-193	139
90-2471	165	90-2544	177	90-2643	135	90-5310	167	93-194	139
90-2472	165	90-2545	164	90-4300	62	91-220	144	93-195	139
90-2473	165	90-2546	164	90-5003	165	91-221	144	93-196	139
90-2474	165	90-2574	137	90-5004	165	91-222	144	93-197	139
90-2475	165	90-2575	137	90-5005	165	91-223	144	93-198	139
90-2476	165	90-2576	186	90-5006	165	91-227	122	93-199	139
90-2477	166	90-2579	93	90-5007	165	91-229	144	93-203	127
90-2478	167	90-2580	92	90-5008	165	91-231	145	93-204	127
90-2480	209	90-2581	93	90-5010	165	91-232	145	93-205	126
90-2481	209	90-2582	92	90-5012	165	91-233	145	93-206	126
90-2482	208	90-2583	109	90-5014	165	91-234	145	93-207	129
90-2483	93	90-2584	109	90-5016	165	91-235	145	93-208	129
90-2484	92	90-2585	109	90-5020	165	91-236	145	93-209	129
90-2485	227	90-2587	115	90-5024	165	92-323	120	93-210	129
90-2486	227	90-2589	120	90-5026	165	92-324	120	93-211	129
90-2487	227	90-2590	187	90-5028	165	92-401	121	93-212	129
90-2488	227	90-2593	181	90-5030	165	92-403	121	93-241	124
90-2489	210	90-2594	164	90-5032	165	92-405	120	93-242	124
90-2490	210	90-2595	174	90-5036	165	92-406	121	93-300	131
90-2491	210	90-2596	135	90-5040	165	92-407	120	93-301	131
90-2492	210	90-2597	156	90-5044	165	92-408	120	93-302	131
90-2493	210	90-2598	132	90-5048	165	93-110	125	93-303	131
90-2494	174, 210	90-2599	133	90-5052	165	93-115	125	93-304	131
90-2495	174, 210	90-2604	119	90-5056	165	93-126	124	93-305	131
90-2498	85	90-2605	112	90-5060	165	93-127	124	93-306	131
90-2499	94	90-2606	112	90-5064	165	93-128	124	93-307	131
90-2501	172	90-2607	112	90-5068	165	93-129	124	93-308	131
90-2502	172	90-2608	112	90-5072	165	93-130	124	93-309	131
90-2503	172	90-2609	112	90-5076	165	93-131	124	93-310	131
90-2504	172	90-2610	119	90-5080	165	93-132	124	93-311	128
90-2505	172	90-2611	117	90-5084	165	93-133	125	93-312	128
90-2506	172	90-2612	60	90-5088	165	93-134	125	93-313	128
90-2507	172	90-2612	148	90-5092	165	93-138	124	93-314	128
90-2508	172	90-2613	175	90-5096	165	93-139	124	93-315	127
90-2509	172	90-2614	174	90-5100	165	93-140	124	93-316	127
90-2510	172	90-2615	95	90-5104	165	93-141	124	93-317	127
90-2511	172	90-2616	95	90-5108	165	93-142	124	93-318	126
90-2512	172	90-2617	112	90-5112	165	93-144	128	93-319	126
90-2513	94	90-2618	112	90-5116	165	93-150	128	93-320	126
90-2514	173	90-2619	25	90-5120	165	93-165	124	93-321	126
90-2515	173	90-2620	186	90-5124	165	93-166	124	93-322	130
90-2518	165	90-2621	47	90-5128	165	93-167	124	93-325	130
90-2519	165	90-2622	165	90-5132	165	93-168	124	93-326	130
90-2520	154	90-2623	165	90-5136	165	93-169	138	93-329	126
90-2521	154	90-2625	164	90-5140	165	93-170	138	93-330	126
90-2522	155	90-2626	164	90-5144	165	93-173	138	93-332	128
90-2523	155	90-2627	164	90-5148	165	93-174	138	93-333	128
90-2524	227	90-2628	132	90-5152	165	93-175	138	93-334	130
90-2525	227	90-2629	115	90-5156	165	93-179	138	93-335	130
90-2526	227	90-2630	122	90-5160	165	93-182	128	93-336	124
90-2527	227	90-2631	95	90-5168	165	93-183	128	93-337	124
90-2528	192	90-2632	95, 226	90-5176	165	93-184	125	93-338	124
90-2529	156	90-2633	117	90-5180	165	93-185	125	93-339	131
90-2531	186	90-2634	172	90-5184	165	93-186	125	93-340	128
90-2532	187	90-2635	172	90-5192	165	93-187	125	93-341	127
90-2533	154	90-2638	60	90-5199	165	93-188	125	93-343	124
90-2534	154	90-2639	60	90-5200	165	93-189	125	93-344	131
90-2535	156	90-2641	25	90-5201	165	93-192	139	93-345	127

INDEX

93-346	127	93-5033	142	LPT83711	102	S5260	99	S8340	90
93-347	127	93-5034	140	LPT83713	102	S5286	99	S8341	91
93-349	127	93-5035	140	LPT83714	102	S5287	99	S8342	91
93-350	127	93-5036	142	LPT84614	102	S5288	99	S8343	91
93-351	127	93-5037	142	LPT85506	102	S5289	99	S8344	91
93-352	131	93-5038	142	LPT85507	102	S5290	101	S8345	91
93-353	126	93-5039	142	LPT85508	102	S5291	101	S8346	91
93-354	126	93-5040	142	LPT85509	102	S5292	101	S8347	91
93-355	126	93-5041	143	LPT85510	102	S5293	101	S8348	91
93-356	131	93-5042	143	LPT85511	102	S5294	101	S8349	91
93-357	129	93-5043	142	LPT86507	103	S5295	101	S8350	91
93-358	129	93-5044	139	LPT86608	103	S5296	100	S8351	91
93-359	129	93-5045	139	LPT86611	103	S5297	100	S8352	91
93-360	129	93-5046	139	LPT86612	103	S5298	100	S8353	91
93-361	129	93-5047	139	LPT86614	103	S5299	100	S8354	91
93-362	129	93-5048	139	LPT87606	103	S5831	58	S8355	91
93-363	129	93-5049	139	LPT87608	103	S5862	58	S8356	91
93-364	129	93-5050	143	LPT87611	103	S6697	99	S8396	91
93-365	129	93-5051	143	LPT87614	103	S6789	104	S8397	91
93-366	129	93-5052	110	LPT88603	102	S6790	104	S8398	91
93-367	129	93-5053	143	LPT88604	102	S6791	104	S9037	96
93-368	129	93-5056	143	LPT88605	102	S6792	104	S9038	96
93-369	129	93-5058	151	LPT88608	102	S6793	104	S9039	96
93-370	129	LPT80237	99	LPT88609	102	S6794	104	S9070	96
93-371	127	LPT80239	101	LPT88610	102	S6795	104	S9111	40
93-372	127	LPT80240	101	LPT88611	102	S6796	104	S9216	39, 40
93-373	128	LPT80241	101	LPT88613	102	S6797	104	S9252	35
93-374	129	LPT80242	101	LPT89515	103	S6798	104	S9254	35
93-5000	140	LPT81411	103	S1822	58	S6799	104	S9269	35
93-5001	140	LPT81414	103	S1934	59	S6800	104	SF76-283	148
93-5002	140	LPT81506	103	S1940	59	S6801	104	SF76-284	148
93-5003	140	LPT81511	103	S2414	31	S6804	104	SF76-660	148
93-5004	140	LPT81514	103	S2416	31	S70-826	146	SF76-661	148
93-5005	140	LPT81615	103	S2431	31	S70-829	146	SF76-662	148
93-5006	140	LPT81706	103	S2791	104	S70-830	146	SF76-663	148
93-5007	140	LPT81708	103	S2792	104	S70-831	146	SF77-325	151
93-5008	140	LPT81711	103	S2793	104	S70-832	146	TP185	183
93-5009	140	LPT81714	103	S2794	104	S8201	87, 89, 92	Y49428	100
93-5010	140	LPT82502	103	S3127	59	S8202	87, 89, 92	Y49429	100
93-5011	110	LPT82503	103	S4614	73	S8203	39, 87, 89, 92	Y49430	100
93-5012	110	LPT82504	103	S4870	58	S8204	87, 89, 92	Y50304	99
93-5014	110	LPT82505	103	S4893	76	S8205	40, 87, 89, 92	Y50319	99
93-5016	110	LPT82702	104	S4895	76	S8206	87, 89, 92		
93-5017	140	LPT82703	104	S5207	99	S8207	87, 89, 92		
93-5018	140	LPT82704	104	S5208	99	S8208	87, 89, 92		
93-5019	140	LPT82705	104	S5209	99	S8226	87, 89, 92		
93-5020	139	LPT82708	104	S5210	99	S8227	40, 87, 89, 92, 95		
93-5021	139	LPT82711	104	S5213	99	S8228	87, 89, 92, 95		
93-5022	139	LPT82714	104	S5215	100	S8329	90		
93-5023	139	LPT83413	102	S5218	100	S8330	90		
93-5024	141	LPT83602	102	S5219	100	S8331	90		
93-5025	141	LPT83703	102	S5220	100	S8332	90		
93-5026	141	LPT83704	102	S5221	99	S8333	90		
93-5027	141	LPT83705	102	S5222	99	S8334	90		
93-5028	142	LPT83706	102	S5225	100	S8335	90		
93-5029	142	LPT83707	102	S5226	100	S8336	90		
93-5030	141	LPT83708	102	S5229	100	S8337	90		
93-5031	142	LPT83709	102	S5233	101	S8338	90		
93-5032	142	LPT83710	102	S5235	101	S8339	90		

Discover all that Satco has to offer...



SA1039, Satco Lamp Specification Guide
SA1700, Satco Lighting Components Guide

Ask for our handy Satco LED Quick Reference Guide, SA1297



Nuvo Lighting complete binder set contains:
NU4010, The Decorative Book
NU4020, The Outdoor Book
NU4030, The Basics Book



#SatcoProducts

©2015, Satco Products, Inc.
Not responsible for
typographical errors.
11/15 SA1700

\$10.00

National Toll-Free: 800.43.SATCO (800.437.2826)
www.satco.com

Distribution Centers:

FLORIDA
900 N.W. 159th Dr.
Miami, FL 33169
800.437.2826
305.624.2044
Fax 305.623.0286

CALIFORNIA
31288 San Benito St.
Hayward, CA 94544
800.437.2826
510.487.4822
Fax 510.487.8955

WASHINGTON
4710 116th St. S.W.
Mukilteo, WA 98275
800.437.2826
425.789.3300
Fax 425.789.3310

TEXAS
2000 Valwood Parkway
Farmers Branch, TX 75234
800.437.2826
972.247.2437
Fax 972.247.5408

PUERTO RICO
Campeche St. 23
Julio N. Matos
Industrial Park,
Carolina, PR 00984
787.757.3510
Fax 787.757.3540



**Corporate Offices and
Distribution Center:**

NEW YORK
110 Heartland Blvd.
Brentwood, NY 11717
800.437.2826
631.243.2022
Fax 631.243.2027
OEM Fax: 631-667-2709