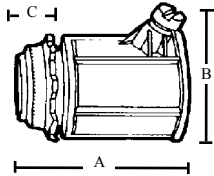
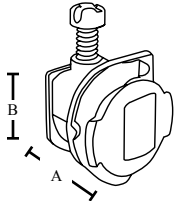


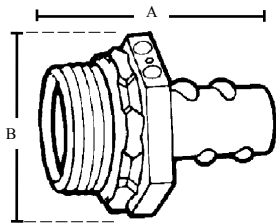
CAT#	A	B	RANGE
130	.84	.64	.38 - .63



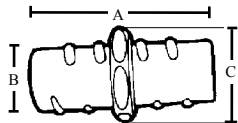
CAT#	A	B	C
121	1.38	1.26	.380
121A	1.54	1.50	.406



CAT#	A	B	RANGE
130SNP	.84	.64	.38 - .63



CAT#	A	B
450/450i	1.31	.92
451/451i	1.38	.92
452/452i	1.63	1.10
453/453i	1.94	1.38
454/454i	2.12	1.75
455/455i	2.31	2.13
456/456i	2.58	2.67



CAT#	A	B	C
461	1.80	.92	1.062
462	2.09	1.12	1.372
463	2.41	1.37	1.687
464	2.74	1.81	2.125
465	3.05	2.12	2.375
466	3.27	2.67	2.937

BX-FLEX CONNECTORS

SET SCREW TYPE ZINC DIE CAST

TOPAZ CAT #	UPC#	BX SIZE	KO	UNIT CTN	SHIP CASE	WT/ CASE
130	10830	3/8"	1/2"	100	1000	50
121	10700	1/2"	1/2"	25	250	25
121A	10701	3/4"	3/4"	25	250	25

BX SNAP IN

130SNP	85167	3/8"	1/2"	25	250	15
--------	-------	------	------	----	-----	----

BX-FLEX CONNECTORS

SCREW IN TYPE ZINC DIE CAST

TOPAZ CAT #	UPC#	BX SIZE	KO SIZE	UNIT CTN	SHIP CASE	WT/ CASE
450	14030	3/8"	1/2"	50	500	30
451	14040	1/2"		50	500	30
452	14050	3/4"		25	250	25
453	14060	1"		25	250	40
454	14070	1 1/4"		10	100	28
455	14080	1 1/2"		10	40	15
456	14090	2"		10	40	25

INSULATED THROAT

450i	14100	3/8"	1/2"	50	500	30
451i	14110	1/2"		50	500	30
452i	14120	3/4"		25	250	25
453i	14130	1"		25	250	40
454i	14140	1 1/4"		10	100	28
455i	14150	1 1/2"		10	40	15
456i	14160	2"		10	40	25

FLEX COUPLINGS

SCREW IN TYPE ZINC DIE CAST

TOPAZ CAT #	UPC#	CONDUIT SIZE	UNIT CTN	SHIP CASE	WT/ CASE
461	14190	1/2"	50	500	30
462	14200	3/4"	25	250	23
463	14210	1"	25	250	38
464	14220	1 1/4"	10	100	25
465	14230	1 1/2"	10	40	16
466	14240	2"	10	40	24





CAT#	A	B	C
561A	1.5	.858	.380
561ADC	2.016	---	1.087



CAT#	A	B (Min-Max)	C	SCREWS
100/i	1.740	0.43-0.72	.370	2
101/i	2.110	0.64-1.03	.400	2
102/i	2.400	0.76-1.15	.400	2
103/i	2.870	1.09-1.73	.540	2
104/i	4.000	1.34-1.97	.640	2
105/i	6.000	1.65-2.61	.750	2
106/i	6.000	1.54-2.54	.740	2
107	7.187	2.45-2.98	.875	4
108	7.875	2.93-3.45	1.031	4
109	9.400	3.28-3.95	1.031	4
110	10.200	3.68-4.43	1.031	4
100M	1.750	0.78-0.95	.440	2
101M	1.750	0.78-0.95	.440	2
102M	1.810	0.91-1.02	.440	2
103M	2.060	1.25-1.38	.560	2
104M	2.810	1.41-1.63	.560	2
105M	3.810	1.75-2.00	.560	2
106M	4.750	2.19-2.44	.690	2
107M	6.250	2.75-3.00	.880	4
108M	7.250	3.25-3.50	1.000	4
109M	10.250	3.70-4.16	1.250	4
110M	13.000	4.11-4.56	1.250	4
101Mi	1.750	0.78-0.95	.440	2
102Mi	1.810	0.91-1.02	.440	2
103Mi	2.060	1.25-1.38	.560	2
104Mi	2.810	1.41-1.63	.560	2
105Mi	3.810	1.75-2.00	.560	2
106Mi	4.750	2.19-2.44	.690	2
107Mi	6.250	2.75-3.00	.880	4
108Mi	7.250	3.25-3.50	1.000	4
109Mi	10.250	3.70-4.16	1.250	4
110Mi	13.000	4.11-4.56	1.250	4

DUPLEX CONNECTOR

90° ANGLE ZINC/MALLEABLE IRON

TOPAZ CAT #	UPC#	BX-FLEX SIZE	KO SIZE	UNIT CTN	SHIP CASE	WT/ CASE
561A	15341	3/8"	1/2"	25	250	37
561ADC	86339	3/8"	1/2"	25	250	30

BX-FLEX CONNECTORS

SQUEEZE TYPE 90° ANGLE

ZINC DIE CAST

TOPAZ CAT #	UPC#	CONDUIT SIZE	UNIT CTN	SHIP CASE	WT/ CASE
100	10340	3/8" 1/2" KO	50	500	45
101	10350	1/2"	25	250	35
102	10360	3/4"	10	100	20
103	10370	1"	5	50	19
104	10380	1 1/4"	10	40	20
105	10390	1 1/2"	—	5	5
106	10400	2"	—	5	6
107	10410	2 1/2"	—	5	18
108	10420	3"	—	2	9
109	10430	3 1/2"	—	1	9
110	10440	4"	—	1	10

INSULATED THROAT

100i	10341	3/8" 1/2" KO	50	500	45
101i	10351	1/2"	25	250	35
102i	10361	3/4"	10	100	20
103i	10371	1"	5	50	19
104i	10381	1 1/4"	10	40	20
105i	10391	1 1/2"	—	5	5
106i	10401	2"	—	5	6

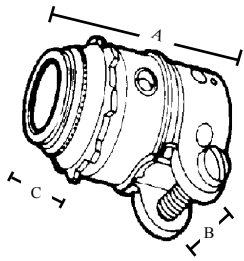
MALLEABLE IRON

100M	85239	3/8"	25	250	40
101M	10510	1/2"	25	250	40
102M	10520	3/4"	10	100	30
103M	10530	1"	5	50	30
104M	10540	1 1/4"	—	50	38
105M	10550	1 1/2"	—	5	5
106M	10560	2"	—	5	10
107M	10570	2 1/2"	—	5	16
108M	10580	3"	—	2	9
109M	10590	3 1/2"	—	1	14
110M	10600	4"	—	1	24

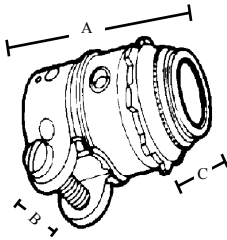
INSULATED THROAT

101Mi	10511	1/2"	25	250	16
102Mi	10521	3/4"	10	100	30
103Mi	10531	1"	5	50	60
104Mi	10541	1 1/4"	5	50	76
105Mi	10551	1 1/2"	—	5	100
106Mi	10561	2"	—	5	200
107Mi	10571	2 1/2"	—	5	320
108Mi	10581	3"	—	2	450
109Mi	10591	3 1/2"	—	1	1400
110Mi	10601	4"	—	1	2400





CAT#	A	B (Min-Max)	C	SCREWS
150	1.00	0.58-0.61	.370	1
151/i	1.47	0.74-0.95	.400	1
152/i	1.58	0.88-1.11	.400	1
153/i	1.75	1.14-1.38	.540	1
154/i	1.91	1.42-1.65	.640	1
155/i	2.09	1.68-1.94	.750	1
156/i	2.34	2.08-2.56	.740	1
157	2.81	2.85-3.25	.875	2
158	3.84	3.33-3.63	1.03	2
159	4.19	3.75-4.10	1.03	2
160	4.56	4.18-4.58	1.03	2



CAT#	A	B (Min-Max)	C	SCREWS
150M	0.93	0.55-0.60	0.50	1
151M	0.94	0.78-0.94	0.50	1
152M	1.13	0.91-1.08	0.50	1
153M	1.19	1.28-1.44	0.56	1
154M	1.25	1.44-1.63	0.63	1
155M	1.88	1.63-1.88	0.69	1
156M	2.00	2.19-2.38	0.75	1
157M	2.06	2.70-2.95	0.94	2
158M	2.25	3.13-3.50	0.94	2
159M	3.56	3.72-4.00	1.25	2
160M	3.69	4.06-4.44	1.25	2

151Mi	0.94	0.78-0.94	0.50	1
152Mi	1.13	0.91-1.08	0.50	1
153Mi	1.19	1.28-1.44	0.56	1
154Mi	1.25	1.44-1.63	0.63	1
155Mi	1.88	1.63-1.88	0.69	1
156Mi	2.00	2.19-2.38	0.75	1
157Mi	2.06	2.70-2.95	0.94	2
158Mi	2.25	3.13-3.50	0.94	2
159Mi	3.56	3.72-4.00	1.25	2
160Mi	3.69	4.06-4.44	1.25	2

BX-FLEX CONNECTORS

SQUEEZE TYPE

ZINC DIE CAST

TOPAZ CAT #	UPC#	CONDUIT SIZE	UNIT CTN	SHIP CASE	WT/ CASE
STRAIGHT					
150	10990	3/8" 1/2" KO	50	500	35
151	11000	1/2"	25	250	25
152	11010	3/4"	25	250	32
153	11020	1"	10	100	20
154	11030	1 1/4"	10	100	29
155	11040	1 1/2"	5	50	20
156	11050	2"	10	40	21
157	11060	2 1/2"	—	10	9
158	11070	3"	—	10	17
159	11080	3 1/2"	—	1	3
160	11090	4"	—	1	3



INSULATED THROAT

151i	11001	1/2"	25	250	25
152i	11011	3/4"	25	250	32
153i	11021	1"	10	100	20
154i	11031	1 1/4"	10	100	29
155i	11041	1 1/2"	5	50	20
156i	11051	2"	10	40	21



MALLEABLE IRON

150M	83748	3/8"	25	250	40
151M	11100	1/2"	25	250	30
152M	11110	3/4"	25	250	48
153M	11120	1"	10	100	26
154M	11130	1 1/4"	10	100	39
155M	11140	1 1/2"	5	50	33
156M	11150	2"	—	20	21
157M	11160	2 1/2"	—	10	14
158M	11170	3"	—	2	4
159M	11180	3 1/2"	—	1	5
160M	11190	4"	—	1	7



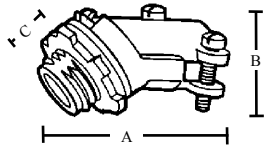
INSULATED THROAT

151Mi	11101	1/2"	25	250	12
152Mi	11111	3/4"	25	250	19
153Mi	11121	1"	10	100	26
154Mi	11131	1 1/4"	10	100	39
155Mi	11141	1 1/2"	5	50	66
156Mi	11151	2"	—	20	105
157Mi	11161	2 1/2"	—	10	150
158Mi	11171	3"	—	2	200
159Mi	11181	3 1/2"	—	1	500
160Mi	11191	4"	—	1	700



BX-FLEX CONNECTORS

SQUEEZE TYPE 45° ANGLE



CAT#	A	B	C
390	1.588	1.132	.382

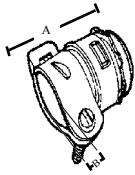
ZINC DIE CAST

TOPAZ CAT #	UPC#	CONDUIT SIZE	KO SIZE	UNIT CTN	SHIP CASE	WT/ CASE
390	13670	3/8"	1/2"	50	500	45

FITS MC RANGE
.620 - .780



BX-FLEX, NM AND MC CABLE CONNECTORS



CAT#	A	B (Min-Max)
191	1.413	.620-.780

ZINC DIE CAST

TOPAZ CAT #	UPC#	BX-FLEX SIZE	KO SIZE	UNIT CTN	SHIP CASE	WT/ CASE
191	11530		1/2"	25	250	25

• SQUEEZE STRAP TYPE

• 2 SCREW CLAMP TYPE

140	10920	3/8"	1/2"	100	1000	60
-----	-------	------	------	-----	------	----

FITS MC RANGE
.400 - .500



CAT#	A	B (Range)
140	1.192	.18-.63

• SADDLE TYPE

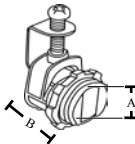
170	11380	3/8"	1/2"	50	500	40
-----	-------	------	------	----	-----	----

FITS ALUMINUM, STEEL
SMOOTH EXTRUDED MC

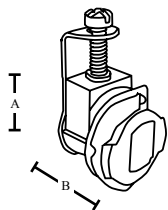
171	11381	1/2"	1/2"	25	250	11
-----	-------	------	------	----	-----	----

172	11382	3/4"	3/4"	20	200	16
-----	-------	------	------	----	-----	----

173	11383	1"	1"	10	100	25
-----	-------	----	----	----	-----	----



CAT#	A (Min)	A (Max)	B
170	.400	.500	.935
171	.660	.990	1.356
172	.700	1.150	1.520
173	1.100	1.400	1.680



CAT#	A (Min)	A (Max)	B
170SNP	.400	.500	.935

• SADDLE TYPE SNAP IN

170SNP	85169	3/8"	1/2"	25	250	25
--------	-------	------	------	----	-----	----

• SNAP-IN SET SCREW TYPE W/INSULATED THROAT

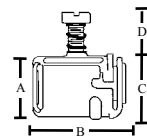
STEEL

AMC1	33370	1/2"	50	500	38
------	-------	------	----	-----	----

AMC2	33771	3/4"	25	250	48
------	-------	------	----	-----	----

AMC12*	33772	1/2"	20	200	14
--------	-------	------	----	-----	----

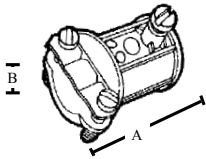
*DUPLICATE AMC12



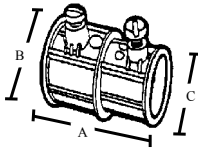
CAT#	A	B	C	D
AMC1	14/2-10/2	1.390	.844	.846
AMC2	10/4-6/3	1.630	1.88	.522
AMC12	14/2-12/2	1.520	.916	.868



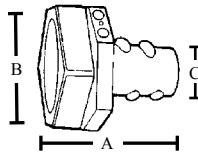
COMBINATION COUPLINGS



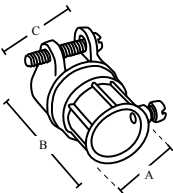
CAT#	A	B(Min)	B(Max)
180	1.35	0.17	0.63



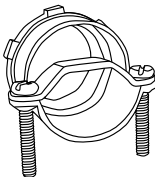
CAT#	A	B	C
590	1.25	.93	.78



CAT#	A	B	C
131	1.660	1.000	.723
132	1.680	1.180	.931
133	1.895	1.625	1.070



CAT#	A	B	C
181	.875	1.625	1.125
182	1.00	1.875	1.25
182A	.75	2.00	1.3125



CAT#	A(Min) Cable Diameter	A(Max)
TA50	.68	.85
TA75	.94	1.08
TA100	1.15	1.25
TA125	1.34	1.45
TA150	1.7	1.845
TA200	2.07	2.18

ZINC DIE CAST

TOPAZ CAT #	UPC#	SIZE	UNIT CTN	SHIP CASE	WT/ CASE
-------------	------	------	----------	-----------	----------

EMT TO BX OR NM CABLE

• SET SCREW TO CLAMP TYPE					
180	11410	1/2"-3/8"	50	500	40

EMT TO BX

• SET SCREW TYPE					
590	15780	1/2"-3/8"	25	250	15

EMT COMPRESSION TO FLEX

• SCREW-IN TYPE					
131	10840	1/2"-1/2"	50	500	40
132	10850	3/4"-3/4"	25	250	28
133	10860	1"-1"	25	250	58

EMT TO FLEX

• SET SCREW TO CLAMP TYPE					
181	11420	1/2"-1/2"	25	250	25
182	11430	3/4"-3/4"	—	100	15
182A	11431	1"-1"	—	50	13

TAKE ALL CONNECTORS

- MC, AC, NM SE ROUND
- REVERSABLE STEEL STRAP FOR MULTIPLE APPLICATIONS
- TRI-COMBINATION SCREW HEAD

ZINC DIE CAST BODY/LOCKNUT

TOPAZ CAT #	UPC#	SIZE	UNIT CTN	SHIP CASE	WT/ CASE
TA50	86341	1/2"	25	250	18
TA75	86342	3/4"	20	200	20
TA100	86343	1"	10	100	14
TA125	86344	1-1/4"	10	100	21
TA150	86345	1-1/2"	5	50	14
TA200	86346	2"	5	50	19



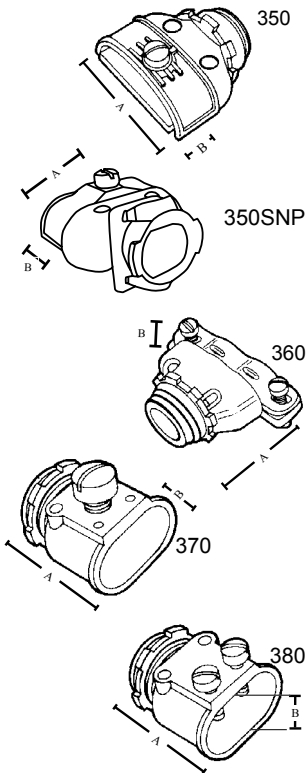
E148716



E18472

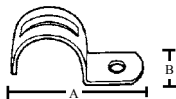


E18176

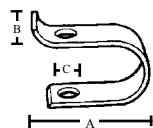


CAT#	A	B (Min)	B (Max)
350	1.57	.13	.65
360	1.59	.24	.63
350SNP	1.57	.13	.65

CAT#	A	B (Min)	C
370	1.42	.63	---
380	1.42	.63	---



CAT#	A	B
510BX	1.25	.48
1101TC	.625	.5
1105TC	.75	.562
1106TC	1.00	.625



CAT#	A	B	C
90	1.200	.670	.175

DUPLEX CONNECTORS

ZINC DIE CAST

TOPAZ CAT #	UPC#	SIZE	KO	UNIT CTN	SHIP CASE	WT/ CASE
-------------	------	------	----	----------	-----------	----------

FOR BX-FLEX, NM & MC CABLE

• 1 SCREW CLAMP TYPE

350	13490	3/8"	1/2"	25	250	32
-----	-------	------	------	----	-----	----

FITS ALUMINUM SMOOTH EXTRUDED MC RANGE .210-.500

• 1 SCREW CLAMP TYPE

• SNAP LOCK

350SNP	85168	3/8"		10	100	14
--------	-------	------	--	----	-----	----

• 2 SCREW CLAMP TYPE

360	13500	3/8"	1/2"	25	250	32
-----	-------	------	------	----	-----	----

FITS ALUMINUM SMOOTH EXTRUDED MC RANGE .210-.500

FOR BX-FLEX

• 1 SCREW SET SCREW TYPE

370	13590	3/8"	1/2"	25	250	28
-----	-------	------	------	----	-----	----

• 2 SCREW SET SCREW TYPE

380	13600	3/8"	1/2"	25	250	25
-----	-------	------	------	----	-----	----

BX STRAP

ONE HOLE


STEEL

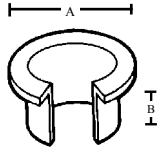
TOPAZ CAT #	UPC#	SIZE	UNIT CTN	SHIP CASE	WT/ CASE
510BX	15590	14/2 TO 10/3	100	1000	14
1101TC	14868	1/4" MINI	100	1000	13
1105TC	14872	1/2"	100	1000	14
1106TC	14871	9/16"	100	1000	16

BX-FLEX U-CLIP

STEEL

TOPAZ CAT #	UPC#	SIZE	UNIT CTN	SHIP CASE	WT/ CASE
90	10320	3/8" FLEXIBLE	—	500	5





CAT#	A	B
0/0B	.550	.595
1/1B	.66	.67
2/2B	.845	.610
3/3B	.94	.680
4/4B	1.16	.775

CAT#	Fits Cable
0/0B	14/2, 14/3, 12/2, 12/3
1/1B	14/4, 6/1, 4/1
2/2B	12/4, 10/2, 10/3, 2/1
3/3B	10/4, 8/2, 8/3, 1/1
4/4B	8/4, 6/2, 6/3, 6/4, 4/2, 4/3

ANTI-SHORT BUSHINGS

PLASTIC

TOPAZ CAT #	UPC#	SIZE	FLEX SIZE	PER BAG	SHIP CASE	WT/ CASE
PACKED IN POLY BAGS						
0	10000	0	5/16"	35	500 BAGS	15
1	10010	1	3/8"	35	400 BAGS	12
2	10020	2	7/16"	35	300 BAGS	18
3	10030	3	1/2"	20	200 BAGS	16
4	10040	4	3/4"	16	100 BAGS	9

BULK

0B	10041	0	5/16"	-	5000	3
1B	10042	1	3/8"	-	5000	3
2B	10043	2	7/16"	-	2000	4
3B	10044	3	1/2"	-	2000	4
4B	10045	4	3/4"	-	1000	3



FLEXIBLE STEEL CONDUIT

- SMOOTH INTERIOR FOR EASY WIRE PULL THROUGH
- COIL

STEEL

TOPAZ CAT #	UPC#	SIZE	FEET COIL	UNIT CTN	SHIP CASE	WT/ CASE
5200	80341	3/8"	100'	-	100	15
5250	85482	3/8"	250'	-	250	37
5201	80342	1/2"	100'	-	100	21
5202	80343	3/4"	100'	-	100	25
5203	80345	1"	100'	-	100	45
5203C50	85524	1"	50'	-	50	24
5204	82011	1-1/4"	50'	-	50	24
5205	80346	1-1/2"	50'	-	50	30
5205C25	85526	1-1/2"	25'	-	25	16
5206	80347	2"	25'	-	25	19
5207	80348	2-1/2"	25'	-	25	26
5208	80349	3"	25'	-	25	31
5209	80350	3-1/2"	25'	-	25	34
5210	80351	4"	25'	-	25	34



CAT#	Diameter	
	INNER	OUTER
5200/5250	.376	.571
5201	.634	.866
5202	.846	1.063
5203/C50	1.059	1.299
5204	1.343	1.535
5205/C25	1.520	1.850
5206	2.075	2.362
5207	2.559	2.953
5208	3.110	3.504
5209	3.551	3.957
5210	4.154	4.508



FLEXIBLE STEEL CONDUIT

- SMOOTH INTERIOR FOR EASY WIRE PULL THROUGH
- REEL

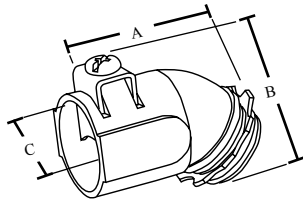
STEEL

TOPAZ CAT #	UPC#	SIZE	FEET REEL	UNIT CTN	SHIP CASE	WT/ CASE
5200R	85240	3/8"	1000'	-	1000	159
5201R	85241	1/2"	500'	-	500	80
5201RL	85508	1/2"	1000'	-	1000	160
5202R	85242	3/4"	300'	-	300	48
5202R500	85523	3/4"	500'	-	500	80
5203R	85243	1"	200'	-	200	99
5203R300	85525	1"	300'	-	300	150
5204R	85244	1-1/4"	200'	-	200	104
5204R400	85589	1-1/4"	400'	-	400	52
5205R	85245	1-1/2"	100'	-	100	63
5206R	85246	2"	100'	-	100	81

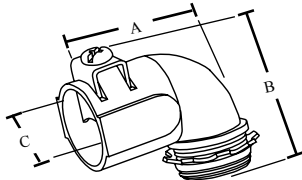


CAT#	Diameter	
	INNER	OUTER
5200R	.376	.571
5201R/RL	.634	.866
5202R/R500	.846	1.063
5203R/R300	1.059	1.299
5204R/R400	1.343	1.535
5205R	1.520	1.850
5206R	2.075	2.362

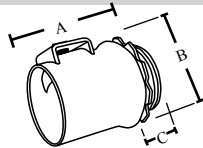




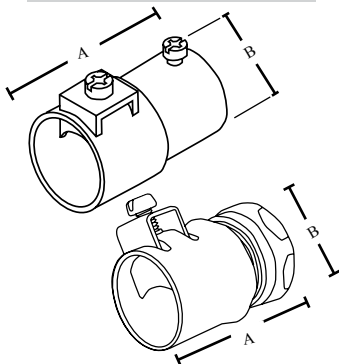
CAT#	A	B	C
230TBS	1.81	1.75	.938
231TBS	2.13	2.13	1.26
232TBS	2.38	2.313	1.44



CAT#	A	B	C
490TBS	1.75	2.06	1.00
491TBS	2.13	2.25	1.25
492TBS	2.50	2.50	1.38
493TBS	2.81	2.88	1.69



CAT#	A	B	C
630TBS	1.19	1.25	.500
631TBS	1.38	1.25	.438
632TBS	1.38	1.44	.438
633TBS	1.56	1.81	.500
634TBS	2.19	2.13	.625
635TBS	2.43	2.50	.625
636TBS	2.56	3.00	.625
637TBS	2.69	3.26	.813
638TBS	2.81	4.25	.938
639TBS	2.94	4.75	1.00
640TBS	3.00	5.81	1.03



CAT#	A	B
420TBS	1.563	.875
421TBS	2.000	.875
422TBS	2.125	1.125
430TBS	1.375	1.250
431TBS	1.563	1.250
432TBS	1.563	1.438

TOP BITE CONNECTORS



SADDLE TYPE CONNECTORS

- SET SCREW TYPE
- INSULATED THROAT

		45° ANGLE					MALLEABLE IRON	
TOPAZ CAT #	UPC#	SIZE	KO SIZE	UNIT CTN	SHIP CASE	WT/ CASE		
230TBS	85183	3/8"	1/2"	50	300	46		
231TBS	85184	1/2"	1/2"	25	150	39		
232TBS	85185	3/4"	3/4"	20	120	38		

		90° ANGLE					MALLEABLE IRON	
TOPAZ CAT #	UPC#	SIZE	KO SIZE	UNIT CTN	SHIP CASE	WT/ CASE		
490TBS	85186	3/8"	1/2"	50	300	54		
491TBS	85187	1/2"	1/2"	25	150	43		
492TBS	85188	3/4"	3/4"	20	120	43		
493TBS	85189	1"	1"	5	60	34		

		STRAIGHT					STEEL	
TOPAZ CAT #	UPC#	SIZE	KO SIZE	UNIT CTN	SHIP CASE	WT/ CASE		
630TBS	85172	3/8"	1/2"	25	100	10		
631TBS	85173	1/2"	1/2"	25	100	15		
632TBS	85174	3/4"	3/4"	10	50	9		
633TBS	85175	1"	1"	5	25	9		
634TBS	85176	1-1/4"	1-1/4"	5	25	14		
635TBS	85177	1-1/2"	1-1/2"	2	10	8		
636TBS	85178	2"	2"	-	5	5		
637TBS	85179	2-1/2"	2-1/2"	-	4	6		
638TBS	85180	3"	3"	-	5	11		
639TBS	85181	3-1/2"	3-1/2"	-	1	3		
640TBS	85182	4"	4"	-	1	3		



COMBINATION COUPLINGS

SADDLE TYPE

- EMT SET SCREW TYPE TO FLEX

		STEEL				
TOPAZ CAT #	UPC#	SIZE	UNIT CTN	SHIP CASE	WT/ CASE	
420TBS	85193	3/8"	50	250	21	
421TBS	85194	1/2"	25	125	17	
422TBS	85195	3/4"	10	100	18	

- EMT COMPRESSION TYPE TO FLEX

		STEEL				
TOPAZ CAT #	UPC#	SIZE	UNIT CTN	SHIP CASE	WT/ CASE	
430TBS	85190	3/8"	25	125	17	
431TBS	85191	1/2"	25	125	22	
432TBS	85192	3/4"	20	100	20	

