

S

SPOTLITE-USA



**SPOTLITE FILAMENT COLLECTION**



**2W** ITEM# 41116

**4W** ITEM# 41117

**25 WATT**

**40 WATT** Halogen Equivalent

**Candle Flame Tip Short & Slim**

**Dimmable**

**Product Description**

Available in a clear lens these lamps cast light in all directions, including down. Light is properly centered so chandeliers and shaded fixtures illuminate with no shadowing or dark spots.

**Construction**

Aluminum Housing  
Clear Glass Lens  
E12 Base

**Features**

- 30000 hrs rated life
- **Dimmable**
- 200-400 lumens
- 360 degree lighting
- 2700k warm white
- No UV / No IR



Item No.	Form	Lens	Input	Base	Watts	CCT	Lumens	Rated Life (hrs)	CRI	Beam Angle	Dimming
41116	Flame Tip	Clear	120V	E12	2W	2700K	200	30,000	82	360	Yes
41117	Flame Tip	Clear	120V	E12	4W	2700K	400	30,000	82	360	Yes



**6W**  
**#55000**  
**2700 K**  
**CRI 82**  
**Warm White**



**6W**  
**#55001**  
**2200 K**  
**CRI 92**  
**Very Warm White**



**6W**  
**#55004**  
**2700 K**  
**CRI 82**  
**Milky White**



**6W**  
**#55005**  
**2700 K**  
**CRI 82**  
**Frosted**

**55 WATT** Halogen Equivalent  
**Torpedo Collection**

**Dimmable**

**Product Description**

With a clear, milky white and frosted all glass bodies these lamps cast light in all directions, including down. Light is properly centered so chandeliers and shaded fixtures illuminate with no shadowing or dark spots.

**Features**

- 30000 hrs rated life
- **Dimmable**
- 550 lumens
- 360 degree lighting
- No UV / No IR

**6 FILAMENTS**  
**VERY BRIGHT**

Item No.	Form	Lens	Input	Base	Watts	CCT	Lumens	Rated Life (hrs)	CRI	Beam Angle	Dimming
55000	Torpedo	Clear	120V	E12	6W	2700K	550	30,000	82	360	Yes
55001	Torpedo	Clear	120V	E12	6W	2200K	550	30,000	92	360	Yes
55004	Torpedo	White	120V	E12	6W	2700K	550	30,000	82	360	Yes
55005	Torpedo	Frosted	120V	E12	6W	2700K	550	30,000	82	360	Yes



**25 WATT**  
**40 WATT** Halogen Equivalent

# All Glass Body Candle LED Torpedo



**2W**  
ITEM# 41067



**4W**  
ITEM# 41063

**Dimmable**

### Product Description

With a clear all glass body these lamps cast light in all directions, including down. Light is properly centered so chandeliers and shaded fixtures illuminate with no shadowing or dark spots.

### Construction

Aluminum Housing  
 Clear Glass Lens  
 E12 Base

### Features

- **Dimmable**
- True 25W, 40W replacement
- Non-flickering
- Available in Medium Base E12
- No UV / No IR
- Instant-on



Item No.	Form	Lens	Input	Base	Watts	CCT	Lumens	Rated Life (hrs)	CRI	Beam Angle	Dimming
41067	Torpedo	Clear	120V	E12	2W	2700K	200	30,000	82	360	Yes
41063	Torpedo	Clear	120V	E12	4W	2700K	400	30,000	82	360	Yes



**2W** ITEM# 42082  
E12 Base

**4W** ITEM# 42083  
E12 Base

**2W** ITEM# 55074  
E26 Base

**4W** ITEM# 55075  
E26 Base

**25 WATT**  
**40 WATT** Halogen Equivalent

## Frosted Torpedo Filament

**Dimmable**


### Product Description

Available in a frosted lens these lamps cast light in all directions, including down. Light is properly centered so chandeliers and shaded fixtures illuminate with no shadowing or dark spots.

### Features

- 30000 hrs rated life
- **Dimmable**
- 200 - 400 lumens
- 360 degree lighting
- 2700k warm white
- No UV / No IR

Item No.	Form	Lens	Input	Base	Watts	CCT	Lumens	Rated Life (hrs)	CRI	Beam Angle	Dimming
42082	Torpedo	Frosted	120V	E12	2W	2700K	200	30,000	82	360	Yes
42083	Torpedo	Frosted	120V	E12	4W	2700K	400	30,000	82	360	Yes
55074	Torpedo	Frosted	120V	E26	2W	2700K	200	30,000	82	360	Yes
55075	Torpedo	Frosted	120V	E26	4W	2700K	400	30,000	82	360	Yes



**2W** ITEM# 42011

**4W** ITEM# 42012

**25 WATT**  
**40 WATT** Halogen Equivalent

## Twisted Torpedo/Ice Cream

**Dimmable**

### Product Description

Available in clear twisted decorative lens these lamps cast light in all directions. Light is properly centered so chandeliers and shaded fixtures illuminate with no shadowing or dark spots.

### Features

- 30,000 hrs rated life
- **Dimmable**
- 200 - 400 lumens
- 360 degree lighting
- 2700k warm white
- No UV / No IR

### Construction

Aluminum Housing  
 Twisted decorative clear glass lens.  
 E12 Base



Item No.	Form	Lens	Input	Base	Watts	CCT	Lumens	Rated Life (hrs)	CRI	Beam Angle	Dimming
42011	Torpedo	Clear	120V	E12	2W	2700K	200	30,000	82	360	Yes
42012	Torpedo	Clear	120V	E12	4W	2700K	400	30,000	82	360	Yes





**6 W**  
**#55002**  
**2200 K**  
**CRI 92**  
**Very Warm White**



**6 W**  
**#55003**  
**2700 K**  
**CRI 82**  
**Warm White**

**55 WATT** Halogen Equivalent  
**Flame Tip Collection**

**Dimmable**

**Product Description**

Available in a clear lens these lamps cast light in all directions, including down. Light is properly centered so chandeliers and shaded fixtures illuminate with no shadowing or dark spots.

**Features**

- 30000 hrs rated life
- **Dimmable**
- 550 lumens
- 360 degree lighting
- No UV / No IR

**6 FILAMENTS**  
**VERY BRIGHT**

Item No.	Form	Lens	Input	Base	Watts	CCT	Lumens	Rated Life (hrs)	CRI	Beam Angle	Dimming
55002	Flame Tip	Clear	120V	E12	6W	2200K	550	30,000	92	360	<b>Yes</b>
55003	Flame Tip	Clear	120V	E12	6W	2700K	550	30,000	82	360	<b>Yes</b>



**E12**  
**2W** ITEM #55070  
**4W** ITEM #55071



**E26**  
**2W** ITEM #55072  
**4W** ITEM #55073

**25 WATT**  
**40 WATT** Halogen Equivalent  
**Flame Tip**  
**All Glass Body**

**Dimmable**

**Product Description**

Available in a frosted lens these lamps cast light in all directions, including down. Light is properly centered so chandeliers and shaded fixtures illuminate with no shadowing or dark spots.

**Features**

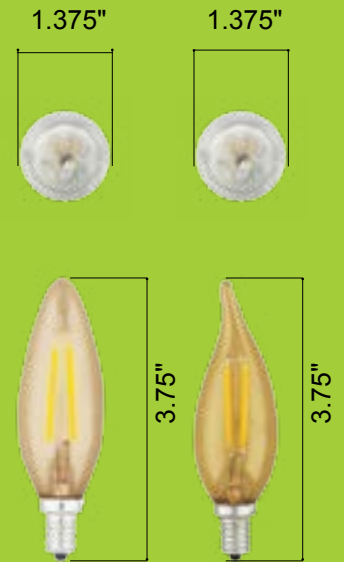
- 30000 hrs rated life
- **Dimmable**
- 200 - 400 lumens
- 360 degree lighting
- 2700k warm white
- No UV / No IR

**Construction**

Aluminum Housing  
 Glass Lens  
 E12 and E26 Base

Item No.	Form	Lens	Input	Base	Watts	CCT	Lumens	Rated Life (hrs)	CRI	Beam Angle	Dimming
55070	Flame Tip	Frosted	120V	E12	2W	2700K	200	30,000	82	360	Yes
55071	Flame Tip	Frosted	120V	E12	4W	2700K	400	30,000	82	360	Yes
55072	Flame Tip	Frosted	120V	E26	2W	2700K	200	30,000	82	360	Yes
55073	Flame Tip	Frosted	120V	E26	4W	2700K	400	30,000	82	360	Yes





**25 WATT**  
**40 WATT** Halogen Equivalent  
**Amber Torpedo & Flame Tip**  
**All Glass Body**

**Dimmable**

**Product Description**

Available in a nostalgic amber lens these lamps cast light in all directions, including down. Light is properly centered so chandeliers and shaded fixtures illuminate with no shadowing or dark spots.

**Features**

- 30000 hrs rated life
- **Dimmable**
- 200 - 400 lumens
- 360 degree lighting
- 2700k warm white
- No UV / No IR

**Construction**

Aluminum Housing  
 Amber Glass Lens  
 E12 Base


**Amber Lens Impact**

The amber lens reduces the color temperature by 200K. Therefore 2700K will appear as 2500K.

Item No.	Form	Lens	Input	Base	Watts	CCT	Lumens	Rated Life (hrs)	CRI	Beam Angle	Dimming
41144	Torpedo	Amber	120V	E12	2W	2700K	200	30,000	82	360	Yes
42002	Flame Tip	Amber	120V	E12	2W	2700K	200	30,000	82	360	Yes
41143	Torpedo	Amber	120V	E12	4W	2700K	400	30,000	82	360	Yes
42003	Flame Tip	Amber	120V	E12	4W	2700K	400	30,000	82	360	Yes



**2W** ITEM# 41148      **4W** ITEM# 42055



**2W** ITEM# 41167      **4W** ITEM# 41168

**25 WATT**  
**40 WATT** Halogen Equivalent

# Candle LED Torpedo and Flame Tip All Glass Body

**Dimmable**

**Product Description**

With a clear all glass body, these lamps cast light in all directions including down. Light is properly centered so chandeliers and shaded fixtures illuminate with no shadowing or dark spots.

**Construction**

Aluminum Housing  
Clear Glass Lens

**Features**

- Dimmable
- 360 degree lighting
- E12 Base
- No UV / No IR

**(CRI 92 – 2200K)**

**High Color Rendering Index**  
**Very warm white 2200K**



Item No.	Form	Lens	Input	Base	Watts	CCT	Lumens	Rated Life (hrs)	CRI	Beam Angle	Dimming
41148	Torpedo	Clear	120V	E12	2W	<b>2200K</b>	200	20,000	<b>92</b>	360	<b>Yes</b>
42055	Torpedo	Clear	120V	E12	4W	<b>2200K</b>	400	30,000	<b>92</b>	360	<b>Yes</b>
41167	Flame Tip	Clear	120V	E12	2W	<b>2200K</b>	200	20,000	<b>92</b>	360	<b>Yes</b>
41168	Flame Tip	Clear	120V	E12	4W	<b>2200K</b>	400	30,000	<b>92</b>	360	<b>Yes</b>



**6W**  
**#55006**  
**2700 K**  
**CRI 82**  
**Warm White**



**6W**  
**#55022**  
**2200 K**  
**CRI 92**  
**Very Warm White**



**6W**  
**#55007**  
**2700 K**  
**CRI 82**  
**Warm White**

**55 WATT** Halogen Equivalent  
**Torpedo and Flame Tip**

**Dimmable**

**Product Description**

Available in a clear lens these lamps cast light in all directions, including down. Light is properly centered so chandeliers and shaded fixtures illuminate with no shadowing or dark spots.

**Features**

- 30000 hrs rated life
- **Dimmable**
- 550 lumens
- 360 degree lighting
- No UV / No IR

**6 FILAMENTS**  
**VERY BRIGHT**

Item No.	Form	Lens	Input	Base	Watts	CCT	Lumens	Rated Life (hrs)	CRI	Beam Angle	Dimming
55006	Torpedo	Clear	120V	E26	6W	2700K	550	30,000	82	360	Yes
55022	Torpedo	Clear	120V	E26	6W	2200K	550	30,000	92	360	Yes
55007	Flame Tip	Clear	120V	E26	6W	2700K	550	30,000	82	360	Yes



**2W** ITEM# 41155

**4W** ITEM# 42047



**2W** ITEM# 42008

**4W** ITEM# 42009

**25 WATT**  
**40 WATT** Halogen Equivalent  
**Candle LED Torpedo  
 & Flame Tip E26 Base**

**Dimmable**

**Product Description**

With a clear all glass body these lamps cast light in all directions, including down. Light is properly centered so chandeliers and shaded fixtures illuminate with no shadowing or dark spots.

**Features**

- True 25W and 40W replacement
- **Dimmable**
- Non-flickering
- No UV / No IR
- Instant-on

**Construction**

Aluminum Housing  
 Clear Glass Lens  
 E26 Base



Item No.	Form	Lens	Input	Base	Watts	CCT	Lumens	Rated Life (hrs)	CRI	Beam Angle	Dimming
41155	Torpedo	Clear	120V	E26	2W	2700K	200	30,000	82	360	Yes
42047	Torpedo	Clear	120V	E26	4W	2700K	400	30,000	82	360	Yes
42008	Flame Tip	Clear	120V	E26	2W	2700K	200	30,000	82	360	Yes
42009	Flame Tip	Clear	120V	E26	4W	2700K	400	30,000	82	360	Yes



**2 Filament**  
ITEM#42113



**4 Filament**  
ITEM# 42114



**6 Filament**  
ITEM# 42115



**8 Filament**  
ITEM# 42116

**25 WATT, 40 WATT,  
60 WATT, 75 WATT,** Halogen Equivalent

## **A15 LED Multi-Filament All Glass Body**

**Dimmable**

### **Product Description**

Spotlite Filament LED Lamps provide a 360 degree beam angle. These lamps continue the more than 100 years of tradition of preferring incandescent bulbs. Delivering incandescent-like sparkling light effects. Lighting in the hospitality industry, as well as home environments. These lamps employ Multi-Linear LED filaments.

### **Features**

- True 25W, 40W, 60W, 75W, replacement
- Non-flickering
- Available in Medium Base – E26
- No UV / No IR
- Instant-on

### **Construction**

All Glass Body  
Clear Glass Lens  
E26 Base



Item No.	Form	Lens	Input	Base	Watts	CCT	Lumens	Rated Life (hrs)	CRI	Beam Angle	Dimming
42113	A15	Clear	120V	E26	2W	2700K	200	30,000	82	360	Yes
42114	A15	Clear	120V	E26	4W	2700K	400	30,000	82	360	Yes
42115	A15	Clear	120V	E26	6W	2700K	600	30,000	82	360	Yes
42116	A15	Clear	120V	E26	8W	2700K	800	30,000	82	360	Yes





**4 Filament**  
ITEM# 41068



**5 Filament**  
ITEM# 41069



**6 Filament**  
ITEM# 41070



**7 Filament**  
ITEM# 55076



**8 Filament**  
ITEM# 41181



**10 Filament**  
ITEM# 41145

**40 WATT, 50 WATT,  
60 WATT, 70 WATT  
75 WATT, 100 WATT** Halogen Equivalent  
**A19 LED Multi-Filament  
All Glass Body**

**Dimmable**

**Product Description**

Spotlite Filament LED Lamps provide a 360 degree beam angle. These lamps continue the more than 100 years of tradition of preferring incandescent bulbs. Delivering incandescent-like sparkling light effects. Lighting in the hospitality industry, as well as home environments. These lamps employ Multi-Linear LED filaments.

**Features**

- True 40W, 50W, 60W, 70W, 75W, 100W replacement
- Non-flickering
- Available in Medium Base – E26
- No UV / No IR
- Instant-on

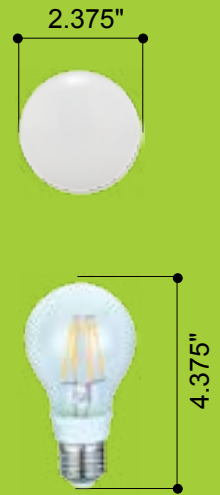
**Construction**

All Glass Body  
Clear Glass Lens  
E26 Base



Item No.	Form	Lens	Input	Base	Watts	CCT	Lumens	Rated Life (hrs)	CRI	Beam Angle	Dimming
41068	A19	Clear	120V	E26	4.0W	2700K	400	30,000	82	360	Yes
41069	A19	Clear	120V	E26	5.0W	2700K	500	30,000	82	360	Yes
41070	A19	Clear	120V	E26	6.0W	2700K	600	30,000	82	360	Yes
55076	A19	Clear	120V	E26	6.5W	2700K	700	30,000	82	360	Yes
41181	A19	Clear	120V	E26	7.0W	2700K	800	30,000	82	360	Yes
41145	A19	Clear	120V	E26	8.0W	2700K	900	30,000	82	360	Yes





**6W**

**8W**

**50 WATT**  
**75 WATT** Halogen Equivalent  
**A19 LED Filament**

**Dimmable**  
**Non-Dimmable**

**Product Description - Edison Collection**

Spotlite Filament LED Lamps provide a 360 degree beam angle. This lamp continues the more than 100 years of tradition of preferring incandescent bulbs. Delivering incandescent-like sparkling light effects, LED Filament bulbs are ideal for general and decorative lighting in the hospitality industry, as well as home environments. The lamp employs Linear LED filaments.

**Features**

- **Dimmable** / Non-Dimmable
- True 50W - 75W replacement
- Non-flickering
- Available in Medium Base – E26
- Glare-free
- No UV / No IR
- Instant-on



Item No.	Form	Lens	Input	Base	Watts	CCT	Lumens	Rated Life (hrs)	CRI	Beam Angle	Dimming
41025	A19	Clear	120V	E26	6W	2700K	600	30,000	82	360	Yes
40603	A19	Clear	120V	E26	8W	2700K	900	30,000	82	360	No



**6W**

**60 WATT** Halogen Equivalent  
**A19 LED Filament Amber**  
**All Glass Body**

**Dimmable**

**Product Description - Edison Collection**

Spotlite Filament LED Lamps provide a 360 degree beam angle. This lamp continues the more than 100 years of tradition of preferring incandescent bulbs. Delivering incandescent-like sparkling light effects with a warm amber glow, LED Filament bulbs are ideal for general and decorative lighting in the hospitality industry, as well as home environments. The lamp employs Linear LED filaments.

**Features**

- **Dimmable**
- True 60W
- Non-flickering
- Available in Medium Base – E26
- No UV / No IR
- Instant-on

**Amber Lens Impact**

The amber lens reduces the color temperature by 200K. Therefore 2700K will appear as 2500K.



Item No.	Form	Lens	Input	Base	Watts	CCT	Lumens	Rated Life (hrs)	CRI	Beam Angle	Dimming
42045	A19	Amber	120V	E26	6W	2700K	600	30,000	82	360	Yes



**4W** ITEM# 41159

**6W** ITEM# 41161

**40 WATT**  
**60 WATT** Halogen Equivalent  
**A19 LED Filament**  
**All Glass Body Zig Zag**

**Dimmable**

**Product Description**

Spotlite Filament LED Lamps provide a 360 degree beam angle. This lamp continues the more than 100 years of tradition of preferring incandescent bulbs. Delivering incandescent-like sparkling light effects, LED Filament bulbs are ideal for general and decorative lighting in the hospitality industry, as well as home environments. The lamp employs Linear LED filaments.

**Features**

- **Dimmable**
- True 40W, 60W replacement
- Non-flickering
- Available in Medium Base E26
- No UV / No IR
- Instant-on



Item No.	Form	Lens	Input	Base	Watts	CCT	Lumens	Rated Life (hrs)	CRI	Beam Angle	Dimming
41159	A19	Clear	120V	E26	4W	2700K	400	30,000	82	360	Yes
41161	A19	Clear	120V	E26	6W	2700K	600	30,000	82	360	Yes



**10 Filament**  
ITEM #55050



**6 Filament**  
ITEM #55048



**8 Filament**  
ITEM #55049

**60 WATT**  
**80 WATT, 100 WATT** Halogen Equivalent

## A19 Mirror

**Dimmable**

### Product Description

Spotlite Filament LED Lamps provide a 360 degree beam angle. These lamps continue the more than 100 years of tradition of preferring incandescent bulbs. Delivering incandescent-like sparkling light effects. Lighting in the hospitality industry, as well as home environments. These lamps employ Multi-Linear LED filaments.

### Features

- True 60W, 80W, 100W replacement
- Non-flickering
- Available in Medium Base – E26
- No UV / No IR
- Instant-on

### Construction


All Glass Body  
Clear Glass Lens  
E26 Base



Item No.	Form	Lens	Input	Base	Watts	CCT	Lumens	Rated Life (hrs)	CRI	Beam Angle	Dimming
55048	A19	Mirror	120V	E26	6W	2700K	600	30,000	82	360	Yes
55049	A19	Mirror	120V	E26	7W	2700K	800	30,000	82	360	Yes
55050	A19	Mirror	120V	E26	8W	2700K	900	30,000	82	360	Yes



**4W** ITEM#41044



**40 WATT**, Halogen Equivalent  
**A19 LED Multi-Filament**  
**All Glass Body**

**Non Dimmable**

**Product Description**

Spotlite Filament LED Lamps provide a 360 degree beam angle. These lamps continue the more than 100 years of tradition of preferring incandescent bulbs. Delivering incandescent-like sparkling light effects. Lighting in the hospitality industry, as well as home environments. These lamps employ Multi-Linear LED filaments.

**Features**

- True 40W replacement
- Non-flickering
- Available in Medium Base – E26
- No UV / No IR
- Instant-on

**Construction**

All Glass Body  
 Clear Glass Lens  
 E26 Base



Item No.	Form	Lens	Input	Base	Watts	CCT	Lumens	Rated Life (hrs)	CRI	Beam Angle	Dimming
41044	A19	Clear	120V	E26	4W	2700K	400	30,000	82	360	NO





**4 Filament**  
ITEM #55051



**6 Filament**  
ITEM #55052



**6 Filament**  
ITEM #55009  
Amber



**8 Filament**  
ITEM #55008



**10 Filament**  
ITEM #55030

**40 WATT**  
**60 WATT, 80 WATT**  
**100 WATT** Halogen Equivalent

**A19 Clear, Milky and Amber**

**Dimmable**

**Product Description**

Spotlite Filament LED Lamps provide a 360 degree beam angle. This lamp continues the more than 100 years of tradition of preferring incandescent bulbs. Delivering incandescent-like sparkling light effects, LED Filament bulbs are ideal for general and decorative lighting in the hospitality industry, as well as home environments. The lamp employs Linear LED filaments.

**Construction**

Aluminum Housing  
Glass Lens  
GU24 Base

**Features**

- 30,000 hrs rated life
- **Dimmable**
- 400 - 600 - 800 - 900 lumens
- 360 degree lighting
- No UV / No IR

**GU24**  
**BASE**

Item No.	Form	Lens	Input	Base	Watts	CCT	Lumens	Rated Life (hrs)	CRI	Beam Angle	Dimming
55051	A19	Clear	120V	GU24	4W	2700	400	30,000	82	360	Yes
55052	A19	Clear	120V	GU24	6W	2700	600	30,000	82	360	Yes
55008	A19	Clear	120V	GU24	8W	2700	800	30,000	82	360	Yes
55009	A19	Amber	120V	GU24	6W	2700	600	30,000	82	360	Yes
55030	A19	Clear	120V	GU24	8W	2700	900	30,000	82	360	Yes





**9W** ITEM# 42084

**12W** ITEM# 42085

**75 WATT**  
**100 WATT** Halogen Equivalent  
**A19 GU24**

**Dimmable**

**Product Description**

With 160 degree light direction, our lamps deliver the gentle, warm light consumers prefer. Table lamps are fully lit, not just upward but in all directions. Light color provides softness for reading and enhances interior ambience.

**Features**

- **Dimmable**
- True 75W - 100W replacement
- Non-flickering
- Full 160 degree lighting
- Soft White Lens
- No UV / No IR
- Instant-on

Item No.	Form	Lens	Input	Base	Watts	CCT	Lumens	Rated Life (hrs)	CRI	Beam Angle	Dimming
42084	A19	White	120V	GU24	9W	3000K	720	30,000	82	160	Yes
42085	A19	White	120V	GU24	12W	3000K	960	30,000	82	160	Yes



**5W**

**40 WATT** Halogen Equivalent  
**S14 Wet Location**

**SMD Chip**  
**WATER PROOF**  
**Non-Dimmable**

**Product Description**

Our custom-designed clear lamp replicates the standard clear incandescent lamp by using several warm-white LEDs to simulate an actual filament. These clear lamps are ideal for applications where you want to retain that classic look while upgrading to a more energy efficient lamp.

This waterproof lamp is excellent for the following uses:

- Indoor Fixtures
- Outdoor Fixtures
- Scoreboards
- Movie Signs

**Features**

- 30,000 Hours rated life
- Non-Dimmable
- 425 Lumens
- 360 Degree Lighting
- 2700 Warm White
- No UV/No IR

Item No.	Form	Lens	Input	Base	Watts	CCT	Lumens	Rated Life (hrs)	CRI	Beam Angle	Dimming
41064	S-14 Wet Location	Clear	120V	E26	5W	2700	425	30,000	82	360	No



**25 WATT**

**40 WATT** Halogen Equivalent

**S14 Clear & Amber**

**2W** ITEM# 41085 Clear

**4W** ITEM# 41096 Clear

**2W** ITEM# 42061 Amber

**4W** ITEM# 42062 Amber

**Dimmable**

**Product Description**

This vintage looking light bulb is in the form of the historic original Edison light bulb.

This nostalgic bulb is great for chandeliers and sconces. Although this bulb appears antique it uses linear LED filaments and is incredibly energy efficient.

**Features**

- 30000 hrs rated life
- **Dimmable**
- 200 - 400 lumens
- 360 degree lighting
- 2700k warm white
- No UV / No IR

**Amber Lens Impact**

The amber lens reduces the color temperature by 200K. Therefore 2700K will appear as 2500K.



Item No.	Form	Lens	Input	Base	Watts	CCT	Lumens	Rated Life (hrs)	CRI	Beam Angle	Dimming
41085	S-14	Clear	120V	E26	2W	2700K	200	30,000	82	360	Yes
42061	S-14	Amber	120V	E26	2W	2700K	200	30,000	82	360	Yes
41096	S-14	Clear	120V	E26	4W	2700K	400	30,000	82	360	Yes
42062	S-14	Amber	120V	E26	4W	2700K	400	30,000	82	360	Yes



**25 WATT**  
**40 WATT** Halogen Equivalent  
**ST-48 Clear**

**Dimmable**

**Product Description**

These gorgeous vintage light bulbs create a beautiful ambiance - the old fashioned style filaments glowing with warm light, just like the originals invented by Thomas Edison.

These old style light bulbs are very versatile and can be used with a lamp shade or look stunning just on their own. They can be used as the main light in a room or can simply be decorative.

**Features**

- **Dimmable**
- True 25W-40W replacement
- Non-flickering
- Full 360 degree lighting
- No UV / No IR



Item No.	Form	Lens	Input	Base	Watts	CCT	Lumens	Rated Life (hrs)	CRI	Beam Angle	Dimming
42015	ST-48	Clear	120V	E12	2W	2700K	200	30,000	82	360	Yes
42016	ST-48	Clear	120V	E26	2W	2700K	200	30,000	82	360	Yes
42017	ST-48	Clear	120V	E12	4W	2700K	400	30,000	82	360	Yes
42018	ST-48	Clear	120V	E26	4W	2700K	400	30,000	82	360	Yes



**2 Filaments**  
#41102



**4 Filaments**  
#41098



**6 Filaments**  
#41100



**8 Filaments**  
#42081



**10 Filaments**  
#55029

64MM Diameter  
2.5"



# ST-64 Clear

**25 WATT**

**40 WATT, 60 WATT**

**80 WATT, 100 WATT** Halogen Equivalent

**Dimmable**

### Product Description

This vintage looking light bulb is in the form of the historic original Edison light bulb. This nostalgic bulb is great for chandeliers and sconces. Although this bulb appears antique it uses linear LED filaments and is incredibly energy efficient.

### Construction

Aluminum Housing  
Clear Glass Lens  
E26 Base

### Features

- 30000 hrs rated life
- **Dimmable**
- 200 - 600 lumens
- 360 degree lighting
- 2700k warm white
- No UV / No IR



Item No.	Form	Lens	Input	Base	Watts	CCT	Lumens	Rated Life (hrs)	CRI	Beam Angle	Dimming
41102	ST-64	Clear	120V	E26	2W	2700K	200	30,000	80	360	Yes
41098	ST-64	Clear	120V	E26	4W	2700K	400	30,000	80	360	Yes
41100	ST-64	Clear	120V	E26	6W	2700K	600	30,000	80	360	Yes
42081	ST-64	Clear	120V	E26	8W	2700K	800	30,000	80	360	Yes
55029	ST-64	Clear	120V	E26	8W	2700K	900	30,000	82	360	Yes

**25 WATT**  
**40 WATT**  
**60 WATT**  
**80 WATT** Halogen Equivalent  
**ST-64 Amber**



64MM Diameter



- 2W** ITEM# 41104
- 4W** ITEM# 41099
- 6W** ITEM# 41101
- 8W** ITEM# 42004

**Dimmable**

**Product Description**

This vintage looking light bulb is in the form of the historic original Edison light bulb. This nostalgic bulb is great for chandeliers and sconces. Although this bulb appears antique it uses linear LED filaments and is incredibly energy efficient.

**Features**

- 30000 hrs rated life
- **Dimmaable**
- 200 to 800 lumens
- 360 degree lighting
- 2700k warm white
- No UV / No IR

**Construction**

Aluminum Housing  
 Amber Glass Lens  
 E26 Base

**Amber Lens Impact**

The amber lens reduces the color temperature by 200K. Therefore 2700K will appear as 2500K.



Item No.	Form	Lens	Input	Base	Watts	CCT	Lumens	Rated Life (hrs)	CRI	Beam Angle	Dimming
41104	ST-64	Amber	120V	E26	2W	2700K	200	30,000	80	360	Yes
41099	ST-64	Amber	120V	E26	4W	2700K	400	30,000	80	360	Yes
41101	ST-64	Amber	120V	E26	6W	2700K	600	30,000	80	360	Yes
42004	ST-64	Amber	120V	E26	8W	2700K	800	30,000	80	360	Yes





**5W**  
ITEM #55028



**5W**  
ITEM #55033  
Amber

**50 WATT** Halogen Equivalent

## ST-64 Weave Clear and Amber

**Dimmable**

### Product Description

This vintage looking light bulb is in the form of the historic original Edison light bulb. This nostalgic bulb is great for chandeliers and sconces. Although this bulb appears antique it uses linear LED filaments and is incredibly energy efficient.

### Features

- 30,000 hrs rated life
- **Dimmable**
- 500 lumens
- 360 degree lighting
- No UV / No IR

### Construction

Aluminum Housing  
Glass Lens  
E26 Base

### Amber Lens Impact

The amber lens reduces the color temperature by 200K. Therefore 2700K will appear as 2500K.



Item No.	Form	Lens	Input	Base	Watts	CCT	Lumens	Rated Life (hrs)	CRI	Beam Angle	Dimming
55028	ST-64	Clear	120V	E26	5W	2700	500	30,000	82	360	<b>Yes</b>
55033	ST-64	Amber	120V	E26	5W	2700	500	30,000	82	360	<b>Yes</b>



**6W**  
ITEM #55011



**8W**  
ITEM #55012



**6W**  
ITEM #55013  
Amber

**4W**  
ITEM #55010

**40 WATT**  
**60 WATT**  
**80 WATT** Halogen Equivalent

## ST-64 Clear and Amber

**Dimmable**

### Product Description

This vintage looking light bulb is in the form of the historic original Edison light bulb. This nostalgic bulb is great for chandeliers and sconces. Although this bulb appears antique it uses linear LED filaments and is incredibly energy efficient.

### Features

- 30,000 hrs rated life
- **Dimmable**
- 400 - 600 - 800 lumens
- 360 degree lighting
- No UV / No IR

### Construction

Aluminum Housing  
Glass Lens  
GU24 Base

**GU24**  
**BASE**

Item No.	Form	Lens	Input	Base	Watts	CCT	Lumens	Rated Life (hrs)	CRI	Beam Angle	Dimming
55010	ST-64	Clear	120V	GU24	4W	2700	400	30,000	82	360	<b>Yes</b>
55011	ST-64	Clear	120V	GU24	6W	2700	600	30,000	82	360	<b>Yes</b>
55012	ST-64	Clear	120V	GU24	8W	2700	800	30,000	82	360	<b>Yes</b>
55013	ST-64	Amber	120V	GU24	6W	2700	600	30,000	82	360	<b>Yes</b>



30mm Diameter

1.75"



7.25"



**40 WATT**

**60 WATT**

**80 WATT**

Halogen Equivalent

**T-30 LED**

**4W** ITEM# 41095

**6W** ITEM# 41105

**8W** ITEM# 42007

**Dimmable**

**Product Description**

This tubular LED lamp uses linear LED filaments. Comes in various wattages. Energy saving.

**Features**

- 30000 hrs rated life
- **Dimmable**
- 400 - 800 lumens
- 360 degree lighting
- 2700k warm white
- No UV / No IR

**Construction**

Aluminum Housing  
Clear Glass Lens  
E26 Base



Item No.	Form	Lens	Input	Base	Watts	CCT	Lumens	Rated Life (hrs)	CRI	Beam Angle	Dimming
41095	T-30	Clear	120V	E26	4W	2700K	400	30,000	82	360	Yes
41105	T-30	Clear	120V	E26	6W	2700K	600	30,000	82	360	Yes
42007	T-30	Clear	120V	E26	8W	2700K	800	30,000	82	360	Yes



**25 WATT**  
**40 WATT**  
**60 WATT**

Halogen Equivalent

# T30 Short, LED

**2W**  
ITEM #41118

**4W**  
ITEM #41119

**6W**  
ITEM #42117



ITEM #42117

ITEM #41118

ITEM #41119

**Dimmable**

## Product Description - Edison Collection

This tubular LED lamp uses linear LED filaments. Comes in various wattages. Energy saving.

### Features

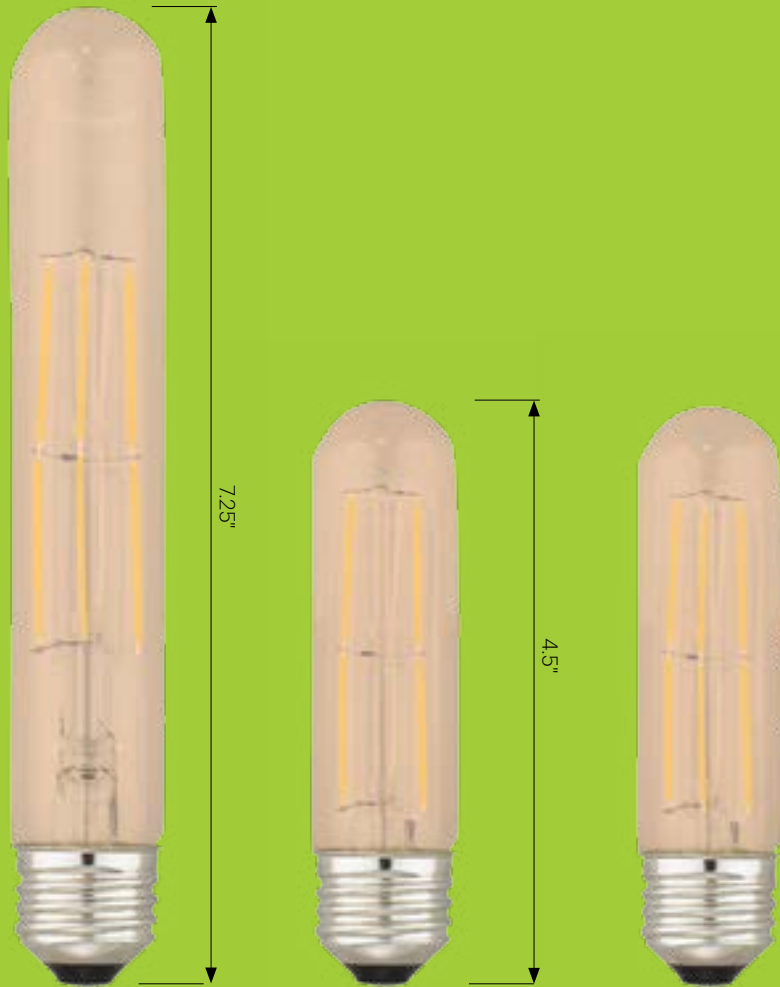
- 30,000 hrs rated life
- **Dimmable**
- 200- 400-600 lumens
- 360 degree lighting
- 2700k warm white
- No UV / No IR

### Construction

Aluminum Housing  
Clear Glass Lens  
E26 Base



Item No.	Form	Lens	Input	Base	Watts	CCT	Lumens	Rated Life (hrs)	CRI	Beam Angle	Dimming
41118	T-30 Short	Clear	120V	E26	2W	2700	200	30,000	82	360	<b>Yes</b>
41119	T-30 Short	Clear	120V	E26	4W	2700	400	30,000	82	360	<b>Yes</b>
42117	T-30 Short	Clear	120V	E26	6W	2700	600	30,000	82	360	<b>Yes</b>



**6W**  
ITEM #55014  
Amber

**4W**  
ITEM #55015  
Amber Short

**6W**  
ITEM #55016  
Amber Short

## T-30 LED Amber

**Dimmable**

### Product Description

This tubular LED lamp uses linear LED filaments. Comes in various wattages. Energy saving.

### Features

- 30,000 hrs rated life
- **Dimmable**
- 400 - 600 lumens
- 360 degree lighting
- No UV / No IR

### Construction

Aluminum Housing  
Glass Lens  
E26 Base

Item No.	Form	Lens	Input	Base	Watts	CCT	Lumens	Rated Life (hrs)	CRI	Beam Angle	Dimming
55014	T-30	Amber	120V	E26	6W	2700	600	30,000	82	360	<b>Yes</b>
55015	T-30 Short	Amber	120V	E26	4W	2700	400	30,000	82	360	<b>Yes</b>
55016	T-30 Short	Amber	120V	E26	6W	2700	600	30,000	82	360	<b>Yes</b>



**2W** ITEM #55082 Short  
**4W** ITEM #55083  
**6W** ITEM #55084 Extra Long  
**8W** ITEM #55085 Extra Long  
**6W** ITEM #55086 Extra Long Amber

**25 WATT, 40 WATT  
60 WATT, 80 WATT**

# T-30 Diagonal Clear and Amber **Dimmable**

Product Description		Features		Construction	
This tubular LED lamp uses linear LED filaments. Comes in various wattages. Energy saving.		<ul style="list-style-type: none"> <li>• 30,000 hrs rated life</li> <li>• <b>Dimmable</b></li> <li>• 200 - 400 - 600 - 800 lumens</li> <li>• 360 degree lighting</li> <li>• No UV / No IR</li> </ul>		Aluminum Housing Glass Lens E26 Base	

Item No.	Form	Lens	Input	Base	Watts	CCT	Lumens	Rated Life (hrs)	CRI	Beam Angle	Dimming
55082	T-30 Short Diagonal	Clear	120V	E26	2W	2700	200	30,000	82	360	<b>Yes</b>
55083	T-30 Long Diagonal	Clear	120V	E26	4W	2700	400	30,000	82	360	<b>Yes</b>
55084	T-30 Extra Long Diagonal	Clear	120V	E26	6W	2700	600	30,000	82	360	<b>Yes</b>
55085	T-30 Extra Long Diagonal	Clear	120V	E26	8W	2700	800	30,000	82	360	<b>Yes</b>
55086	T-30 Extra Long Diagonal	Amber	120V	E26	6W	2200	600	30,000	82	360	<b>Yes</b>





# T-30 LED Extra Long Clear, Milky and Amber

**Dimmable**

## Product Description

This tubular LED lamp uses linear LED filaments. Comes in various wattages. Energy saving.

## Features

- 30,000 hrs rated life
- **Dimmable**
- 400 - 600 - 800 lumens
- 360 degree lighting
- No UV / No IR

## Construction

Aluminum Housing  
Glass Lens  
E26 Base

Item No.	Form	Lens	Input	Base	Watts	CCT	Lumens	Rated Life (hrs)	CRI	Beam Angle	Dimming
55017	T-30 Extra Long	Clear	120V	E26	4W	2700	400	30,000	82	360	<b>Yes</b>
55018	T-30 Extra Long	Clear	120V	E26	6W	2700	600	30,000	82	360	<b>Yes</b>
55020	T-30 Extra Long	Amber	120V	E26	6W	2700	600	30,000	82	360	<b>Yes</b>
55019	T-30 Extra Long	Clear	120V	E26	8W	2700	800	30,000	82	360	<b>Yes</b>
55021	T-30 Extra Long	Clear	120V	E26	6W	2200	600	30,000	92	360	<b>Yes</b>
55064	T-30 Extra Long	Milky	120V	E26	6W	2700	600	30,000	82	360	<b>Yes</b>



**2W** ITEM# 41080

**4W** ITEM# 41083

**E12 Base**



**2W** ITEM# 41120

**4W** ITEM# 41121

**E26 Base**



**4W** ITEM# 55032

**Amber**

**25 WATT**

**40 WATT** Halogen Equivalent

**G16.5 Clear and Amber 2 Inch Globe**

**Dimmable**

### Product Description

Spotlite Filament LED Lamps provide a 360 degree beam angle. This lamp continues the more than 100 years of tradition of preferring incandescent bulbs. Delivering incandescent-like sparkling light effects,

LED Filament bulbs are ideal for general and decorative lighting in the hospitality industry, as well as home environments. The lamp employs linear LED filaments.

### Features

- True 25W and 40W replacement
- **Dimmable**
- Non-flickering
- No UV / No IR
- Instant-on



Item No.	Form	Lens	Input	Base	Watts	CCT	Lumens	Rated Life (hrs)	CRI	Beam Angle	Dimming
41120	G16.5	Clear	120V	E26	2W	2700K	200	30,000	82	360	Yes
41080	G16.5	Clear	120V	E12	2W	2700K	200	30,000	82	360	Yes
41121	G16.5	Clear	120V	E26	4W	2700K	400	30,000	82	360	Yes
41083	G16.5	Clear	120V	E12	4W	2700K	400	30,000	82	360	Yes
55032	G16.5	Amber	120V	E26	4W	2700K	400	30000	80	360	Yes



**25 WATT**  
**40 WATT**  
**50 WATT** Halogen Equivalent  
**Globe Filament**



**2 Inch** ITEM# 41120 2W E26  
**3 Inch** ITEM# 41084 2W E12  
**4 Inch** ITEM# 41083 4W E12  
**5 Inch** ITEM# 41121 4W E26

**Dimmable**

**Product Description - Edison Collection**

Spotlite Filament LED Lamps provide a 360 degree beam angle. This lamp continues the more than 100 years of tradition of preferring incandescent bulbs. Delivering incandescent-like sparkling light effects, LED Filament bulbs are ideal for general and decorative lighting in the hospitality industry, as well as home environments. The lamp employs Linear LED filaments.

**Features**

- **Dimmable**
- True 25W, 40W, 50W replacement
- Non-flickering
- Available in two bases – E12 and E26
- No UV / No IR
- Instant-on



Item No.	Form	Lens	Input	Base	Watts	CCT	Lumens	Rated Life (hrs)	CRI	Beam Angle	Dimming
41120	G16.5 2 in	Clear	120V	E26	2W	2700K	200	30,000	82	360	Yes
41080	G16.5 2 in	Clear	120V	E12	2W	2700K	200	30,000	82	360	Yes
41083	G16.5 2 in	Clear	120V	E12	4W	2700K	400	30,000	82	360	Yes
41121	G16.5 2 in	Clear	120V	E26	4W	2700K	400	30,000	82	360	Yes
41084	G80 3 in	Clear	120V	E26	4W	2700K	400	30,000	82	360	Yes
41081	G95 4 in	Clear	120V	E26	5W	2700K	500	30,000	82	360	Yes
41082	G125 5 in	Clear	120V	E26	5W	2700K	500	30,000	82	360	Yes



**8 Filaments**  
ITEM #55034



**10 Filaments**  
ITEM #55035

**80 WATT**  
**100 WATT** Halogen Equivalent

## G-125 5 inch Globe

**Dimmable**

### Product Description - Edison Collection

Spotlite Filament LED Lamps provide a 360 degree beam angle. This lamp continues the more than 100 years of tradition of preferring incandescent bulbs. Delivering incandescent-like sparkling light effects, LED Filament bulbs are ideal for general and decorative lighting in the hospitality industry, as well as home environments. The lamp employs Linear LED filaments.

### Features

- **Dimmable**
- True 80W, 100W replacement
- Non-flickering
- E26 Base
- No UV / No IR
- Instant-on

### Construction

Aluminum Housing  
Glass Lens  
E26 Base

Item No.	Form	Lens	Input	Base	Watts	CCT	Lumens	Rated Life (hrs)	CRI	Beam Angle	Dimming
55034	G125 5 in	Clear	120V	E26	7W	2700K	800	30,000	82	360	Yes
55035	G125 5 in	Clear	120V	E26	8W	2700K	900	30,000	82	360	Yes



**25 WATT**  
**40 WATT**  
**50 WATT** Halogen Equivalent



**2 Inch** ITEM# 42097  
 2W E12  
 ITEM# 42112  
 4W E12

**3 Inch** ITEM# 42109  
 4W E26

**4 Inch** ITEM# 42110  
 5W E26

**5 Inch** ITEM# 42111  
 5W E26

## Faceted Globe 95

**Dimmable**

### Product Description

With its faceted design, this decorative light bulb will add style and sparkle to your lighting fixtures.

### Construction

Clear faceted lens  
 E12 and E26 Base

### Features

- **Dimmable**
- True 25W, 40W and 50W replacement
- Non-flickering
- Single light source for even distribution
- No spotting
- Glare-free
- No UV / No IR
- Instant-on

ITEM NO.	FORM	LENS	INPUT	BASE	WATTS	CCT	LUMENS	RATED LIFE (HRS)	CRI	BEAM ANGLE	DIMMING
42097	Faceted Globe 2 in	Clear	120V	E12	2W	2700K	200	30,000	80	360	Yes
42112	Faceted Globe 2 in	Clear	120V	E12	4W	2700K	400	30,000	80	360	Yes
42109	Faceted Globe 3 in	Clear	120V	E26	4W	2700K	400	30,000	80	360	Yes
42110	Faceted Globe 4 in	Clear	120V	E26	5W	2700K	500	30,000	80	360	Yes
42111	Faceted Globe 5 in	Clear	120V	E26	5W	2700K	500	30,000	80	360	Yes



**5 Inch**  
10 Filament  
ITEM #55041



**2 Inch**  
4 Filament  
ITEM #55036



**3 Inch**  
4 Filament  
ITEM #55037



**4 Inch**  
4 Filament  
ITEM #55038



**5 Inch**  
6 Filament  
ITEM #55039



**5 Inch**  
8 Filament  
ITEM #55040

**40 WATT, 60 WATT**  
**80 WATT, 100 WATT** Halogen Equivalent

## Mirror Globe

**Dimmable**

### Product Description - Edison Collection

Spotlite Filament LED Lamps provide a 360 degree beam angle. This lamp continues the more than 100 years of tradition of preferring incandescent bulbs. Delivering incandescent-like sparkling light effects, LED Filament bulbs are ideal for general and decorative lighting in the hospitality industry, as well as home environments. The lamp employs Linear LED filaments.

### Features

- **Dimmable**
- True 40W, 60W, 80W and 100W replacement
- Non-flickering
- Available in two bases – E12 and E26
- No UV / No IR
- Instant-on

Item No.	Form	Lens	Input	Base	Watts	CCT	Lumens	Rated Life (hrs)	CRI	Beam Angle	Dimming	
55036	G16.5	2 in	Mirror	120V	E12	4W	2700K	400	30,000	82	360	Yes
55037	G80	3 in	Mirror	120V	E26	4W	2700K	400	30,000	82	360	Yes
55038	G95	4 in	Mirror	120V	E26	4W	2700K	400	30,000	82	360	Yes
55039	G125	5 in	Mirror	120V	E26	6W	2700K	600	30,000	82	360	Yes
55040	G125	5 in	Mirror	120V	E26	7W	2700K	800	30,000	82	360	Yes
55041	G125	5 in	Mirror	120V	E26	8W	2700K	900	30,000	82	360	Yes



**4W**  
S14



**4W**  
Torpedo



**4W**  
2 Inch  
G16.5



**5W**  
4 Inch  
G95



## S14, Torpedo, G16.5, G95

**Dimmable**

### Product Description

With a clear all glass body, these lamps cast light in all directions including down. Light is properly centered so chandeliers and shaded fixtures illuminate with no shadowing or dark spots. With 92 CRI and 2200K these lamps produce a warmer illumination.

### Features

- **Dimmable**
- 360 degree lighting
- Warmer illumination
- E12 and E26 Base
- No UV / No IR

**(CRI 92 - 2200K)**

**High Color Rendering Index  
Very warm white 2200K**

Item No.	Form	Lens	Input	Base	Watts	CCT	Lumens	Rated Life (hrs)	CRI	Beam Angle	Dimming
42078	G16.5	Clear	120V	E12	4W	<b>2200K</b>	400	30,000	<b>92</b>	360	<b>Yes</b>
42079	S-14	Clear	120V	E26	4W	<b>2200K</b>	400	30,000	<b>92</b>	360	<b>Yes</b>
42080	Torpedo	Clear	120V	E26	4W	<b>2200K</b>	400	30,000	<b>92</b>	360	<b>Yes</b>
42077	G95	Clear	120V	E26	5W	<b>2200K</b>	500	30,000	<b>92</b>	360	<b>Yes</b>



## T30, ST-64, G125, A19

**Dimmable**

### Product Description

With a clear all glass body, these lamps cast light in all directions including down. Light is properly centered so chandeliers and shaded fixtures illuminate with no shadowing or dark spots. With 92 CRI and 2200K these lamps produce a warmer illumination.

### Features

- Dimmable
- 360 degree lighting
- Warmer illumination
- E26 Base
- No UV / No IR

**(CRI 92 - 2200K)**

**High Color Rendering Index  
Very warm white 2200K**

Item No.	Form	Lens	Input	Base	Watts	CCT	Lumens	Rated Life (hrs)	CRI	Beam Angle	Dimming
42073	A19	Clear	120V	E26	6W	2200K	600	30,000	92	360	Yes
42074	ST-64	Clear	120V	E26	6W	2200K	600	30,000	92	360	Yes
42075	T30	Clear	120V	E26	6W	2200K	600	30,000	92	360	Yes
42076	G125	Clear	120V	E26	6W	2200K	600	30,000	92	360	Yes



**2W**  
ITEM# 42050  
2700 K  
CRI 82  
Warm White



**4W**  
ITEM# 42051  
2700 K  
CRI 82  
Warm White



**2W**  
ITEM #55068  
2200 K  
CRI 92  
Very Warm White



**4W**  
ITEM #55069  
2200 K  
CRI 92  
Very Warm White

25MM Diameter  
1.00"



3.50"

**25 WATT**  
**40 WATT** Halogen Equivalent  
**T25 Filament**

**Dimmable**

**Product Description**

With 360-degree light direction, our lamps deliver the gentle, warm light consumers prefer. Table lamps are fully lit, not just upward but in all directions. Light color provides softness for reading and enhanced interior ambience.

**Features**

- **Dimmable**
- True 25W and 40W Replacement
- Non-flickering
- Full 360 degree lighting
- Clear lens
- No UV / No IR
- Instant On

**CRI 82 –  
2700K**

**WARM WHITE**

**CRI 92 –  
2200K**

**VERY WARM WHITE**

Item No.	Form	Lens	Input	Base	Watts	CCT	Lumens	Rated Life (hrs)	CRI	Beam Angle	Dimming
42050	T25	Clear	120V	E12	2W	2700K	200	20,000	82	360	Yes
42051	T25	Clear	120V	E12	4W	2700K	400	20,000	82	360	Yes
55068	T25	Clear	120V	E12	2W	2200K	200	20,000	92	360	Yes
55069	T25	Clear	120V	E12	4W	2200K	400	20,000	92	360	Yes

45mm Diameter



**2W** ITEM# 42000



**4W** ITEM# 42001

**25 WATT**  
**40 WATT** Halogen Equivalent  
**T-45 Filament**

**Dimmable**

**Product Description - Edison Collection**

This tubular LED lamp uses linear LED filaments.  
Comes in various wattages.  
Energy saving.

**Construction**

Aluminum Housing  
Clear Glass Lens  
E26 Base

**Features**

- 30000 hrs rated life
- **Dimmable**
- 200 - 400 lumens
- 360 degree lighting
- 2700k warm white
- No UV / No IR

Item No.	Form	Lens	Input	Base	Watts	CCT	Lumens	Rated Life (hrs)	CRI	Beam Angle	Dimming
42000	T-45	Clear	120V	E26	2W	2700K	200	30,000	82	360	<b>Yes</b>
42001	T-45	Clear	120V	E26	4W	2700K	400	30,000	82	360	<b>Yes</b>

107MM



**6W** ITEM# 42014  
Pointed Pyramid

120MM



**6W** ITEM# 42049  
Inverted Pyramid

## **60 WATT** Halogen Equivalent **Faceted Pyramid**

**Dimmable**

### Product Description

Such a beautiful light bulb. These faceted bulbs have great "charisma"! These lights bring a lot of atmosphere to your home!

### Features

- **Dimmable**
- True 60W replacement
- Non-flickering
- Full 360 degree lighting
- No UV / No IR

Item No.	Form	Input	Base	Watts	CCT	Lumens	Rated Life (hrs)	CRI	Beam Angle	Dimming
42014	Pointed Pyramid	120V	E26	6W	2200K	600	30,000	82	360	Yes
42049	Inverted Pyramid	120V	E26	6W	2200K	600	30,000	82	360	Yes



**6.4 Watt**

ITEM# 42056

**60 WATT** Halogen Equivalent  
**R63 Mirror Inside**

**Dimmable**

**Product Description**

Spotlite R63 Lamps provide a 160 degree beam angle. These lamps continue the more than 100 years of tradition of preferring incandescent bulbs. Delivering incandescent-like sparkling light effects. Lighting in the hospitality industry, as well as home environments.

**Construction**

Clear Glass Lens  
 E26 Base

**Features**

- True 60W replacement
- Mirrored Center
- Non-flickering
- Available in medium base E26
- No UV / No IR
- Instant-on

Item No.	Form	Lens	Input	Base	Watts	CCT	Lumens	Rated Life (hrs)	CRI	Beam Angle	Dimming
42056	R63	Clear	110V-240V	E26	7W	2700K	500	30,000	80	160	Yes





**7 Watt**

ITEM# 42057

**60 WATT** Halogen Equivalent  
**R80 Mirror Inside**

**Dimmable**

**Product Description**

Spotlite R80 Lamps provide a 160 degree beam angle. These lamps continue the more than 100 years of tradition of preferring incandescent bulbs. Delivering incandescent-like sparkling light effects. Lighting in the hospitality industry, as well as home environments.

**Construction**

Clear Glass Lens  
 E26 Base

**Features**

- True 60W replacement
- Mirrored Center
- Non-flickering
- Available in medium base E26
- No UV / No IR
- Instant-on

Item No.	Form	Lens	Input	Base	Watts	CCT	Lumens	Rated Life (hrs)	CRI	Beam Angle	Dimming
42057	R80	Clear	100V-240V	E26	7W	2700K	500	30,000	80	160	Yes



**10 WATT** Halogen Equivalent

## All Glass Body C7 Candle Christmas Light LED Torpedo

**Dimmable**

### Product Description

With a clear all glass body these lamps cast light in all directions, including down. Light is properly centered so chandeliers and shaded fixtures illuminate with no shadowing or dark spots.

### Construction

Aluminum Housing  
Clear Glass Lens  
E12 Base

### Features

- **Dimmable**
- True 10W replacement
- Non-flickering
- Available in Medium Base E12
- No UV / No IR
- Instant-on



Item No.	Form	Lens	Input	Base	Watts	CCT	Lumens	Rated Life (hrs)	CRI	Beam Angle	Dimming
55046	Torpedo	Clear	120V	E12	.5W	2700K	50	30,000	82	360	Yes



**6W**  
ITEM #55053

**60 WATT** Halogen Equivalent  
**3U COB C42**

**Dimmable**

**Product Description - Edison Collection**

This tubular LED lamp uses linear LED filaments. Comes in various wattages. Energy saving.

**Features**

- 30,000 hrs rated life
- 600 lumens
- 320 degree lighting
- 3000k warm white
- No UV / No IR

**Construction**

Aluminum Housing  
Clear Glass Lens  
E26 Base

Item No.	Form	Lens	Input	Base	Watts	CCT	Lumens	Rated Life (hrs)	CRI	Beam Angle	Dimming
55053	3U	Clear	120V	E26	6W	3000K	600	30,000	80	320	Yes







**25 WATT**  
**40 WATT** Halogen Equivalent

**2W, 4W**

# Full Glass Candle Torpedo Milky White

**Dimmable**

## Product Description

Available in a Milky White glass lens these lamps cast light in all directions, including down. Light is properly centered so chandeliers and shaded fixtures illuminate with no shadowing or dark spots.

## Construction

Aluminum Housing  
 Milky White Glass Lens  
 E12 Base

## Features

- **Dimmable**
- 30000 hrs rated life
- 360 degree lighting
- No UV / No IR

Item No.	Form	Lens	Input	Base	Watts	CCT	Lumens	Rated Life (hrs)	CRI	Beam Angle	Dimming
42092	Torpedo	White	120V	E12	2W	2700K	240	30,000	82	360	<b>Yes</b>
Previous part number 40612											
42093	Torpedo	White	120V	E12	4W	2700K	420	30,000	82	360	<b>Yes</b>
Previous part number 40614											



**4W**  
E12 Base



**4W**  
E12 Base



**4W**  
E26 Base

## Milky Torpedo & Flame Tip

**Dimmable**

### Product Description

With an all glass body, these lamps cast light in all directions including down. Light is properly centered so chandeliers and shaded fixtures illuminate with no shadowing or dark spots. With 92 CRI and 2700K these lamps produce a warm illumination.

### Features

- Dimmable
- 360 degree lighting
- E12 and E26 Base
- No UV / No IR

**(CRI 92 - 2700K)**

**High Color Rendering Index  
Warm white 2700K**

Item No.	Form	Lens	Input	Base	Watts	CCT	Lumens	Rated Life (hrs)	CRI	Beam Angle	Dimming
42106	Torpedo	Milky	120V	E26	4W	2700K	400	30,000	92	360	Yes
42107	Torpedo	Milky	120V	E12	4W	2700K	400	30,000	92	360	Yes
42108	Flame	Milky	120V	E12	4W	2700K	400	30,000	92	360	Yes





**6 Filament**  
ITEM #55043  
Milky White



**8 Filament**  
ITEM #55044  
Milky White



**10 Filament**  
ITEM #55045  
Milky White

**4 Filament**  
ITEM #55042  
Milky White

**40 WATT**  
**60 WATT, 80 WATT**  
**100 WATT** Halogen Equivalent  
**A19 Milky GU24 Base**

**Dimmable**

**Product Description**

Spotlite Filament LED Lamps provide a 360 degree beam angle. This lamp continues the more than 100 years of tradition of preferring incandescent bulbs. Delivering incandescent-like sparkling light effects, LED Filament bulbs are ideal for general and decorative lighting in the hospitality industry, as well as home environments. The lamp employs Linear LED filaments.

**Features**


- 30,000 hrs rated life
- **Dimmable**
- 400 - 600 - 800 - 900 lumens
- 360 degree lighting
- No UV / No IR

**Construction**

Aluminum Housing  
Glass Lens  
GU24 Base

**CRI 92**  
**2700K**

Item No.	Form	Lens	Input	Base	Watts	CCT	Lumens	Rated Life (hrs)	CRI	Beam Angle	Dimming
55042	A19	Milky	120V	GU24	4W	2700	400	30,000	92	360	<b>Yes</b>
55043	A19	Milky	120V	GU24	6W	2700	600	30,000	92	360	<b>Yes</b>
55044	A19	Milky	120V	GU24	7W	2700	800	30,000	92	360	<b>Yes</b>
55045	A19	Milky	120V	GU24	8W	2700	900	30,000	92	360	<b>Yes</b>



**55 WATT**  
**70 WATT** Halogen Equivalent  
**A19 Milky White**

**7W** ITEM# 41004

**11W** ITEM# 42010

**Dimmable**

**Product Description**

With 270 degree light direction, our lamps deliver the gentle, warm light consumers prefer. Table lamps are fully lit, not just upward but in all directions. Light color provides softness for reading and enhances interior ambience.


**Features**

- **Dimmable**
- True 55W-70W replacement
- Non-flickering
- Porcelain body
- Full 270 degree lighting
- Soft White Lens
- No UV / No IR
- Instant-on

**42010 UL & cUL Approved.**



Item No.	Form	Lens	Input	Base	Watts	CCT	Lumens	Rated Life (hrs)	CRI	Beam Angle	Dimming
41004 Milky	A19	White	120V	E26	7W	2700K	560	30,000	82	270	Yes
42010 Milky	A19	White	120V	E26	11W	2700K	870	30,000	82	270	Yes



**9W**

**WATER PROOF**

**65 WATT** Halogen Equivalent  
**A19 Milky Glass**

**Dimmable**

**Product Description - Edison Collection**

Spotlite filament LED Lamps provide a 360 degree beam angle. This lamp continues the more than 100 years of tradition of preferring incandescent bulbs. Delivering incandescent-like sparkling light effects, LED Filament bulbs are ideal for general and decorative lighting in the hospitality industry, as well as home environments. The lamp employs Linear LED filaments.

**Features**

- **Dimmable**
- True 65W Replacement
- Non-flickering
- Available in Medium Base – E26
- No UV / No IR
- Instant-on

Item No.	Form	Lens	Input	Base	Watts	CCT	Lumens	Rated Life (hrs)	CRI	Beam Angle	Dimming
42054 Milky All Glass Body (Previous ITEM # 41077 Milky)	A19	White	120V	E26	9W	3000K	900	30,000	82	360	<b>Yes</b>



**75 WATT** Halogen Equivalent  
**A19 Milky Glass**

**12W** ITEM# 41005

**Dimmable**

**Product Description**

With 270-degree light direction, our lamps deliver the gentle, warm light consumers prefer. table lamps are fully lit, not just upward but in all directions. Light color provides softness for reading and enhance interior ambience.


**Construction**

Aluminum Housing  
 Soft white Lens  
 E26 Base

**Features**

- **Dimmaable**
- True 75W Replacement
- Non-flickering
- Full 270 degree lighting
- Soft white lens
- No UV / No IR
- Instant On

Item No.	Form	Lens	Input	Base	Watts	CCT	Lumens	Rated Life (hrs)	CRI	Beam Angle	Dimming
41005	A19	White	120V	E26	12W	2700K	1080	30,000	82	270	<b>Yes</b>



**13W**

**100 WATT** Halogen Equivalent

**A21 (Slightly larger than A19)**

**Dimmable**

**Product Description**

With 270 degree light direction, our lamps deliver the gentle, warm light consumers prefer. Table lamps are fully lit, not just upward but in all directions. Light color provides softness for reading and enhances interior ambience.

**Features**

- **Dimmable**/Non-Dimmable
- True 100W replacement
- Non-flickering
- Porcelain body
- Full 270 degree lighting
- Soft White Lens
- No UV / No IR
- Instant-on



Item No.	Form	Lens	Input	Base	Watts	CCT	Lumens	Rated Life (hrs)	CRI	Beam Angle	Dimming
42058	A21	White	120V	E26	13W	2700K	1100	30,000	82	270	Yes



## Milky T30, ST-64, S14, A19

**Dimmable**

### Product Description

With an all glass body, these lamps cast light in all directions including down. Light is properly centered so chandeliers and shaded fixtures illuminate with no shadowing or dark spots. With 92 CRI and 2700K these lamps produce a warm illumination.

### Features

- Dimmable
- 360 degree lighting
- E12 and E26 Base
- No UV / No IR

**(CRI 92 – 2700K)**

**High Color Rendering Index  
Warm white 2700K**

Item No.	Form	Lens	Input	Base	Watts	CCT	Lumens	Rated Life (hrs)	CRI	Beam Angle	Dimming
42100	A19	Milky	120V	E26	4W	2700K	400	30,000	92	360	Yes
42101	A19	Milky	120V	E26	6W	2700K	600	30,000	92	360	Yes
42102	A19	Milky	120V	E26	8W	2700K	800	30,000	92	360	Yes
42103	T30	Milky	120V	E26	6W	2700K	600	30,000	92	360	Yes
42104	ST-64	Milky	120V	E26	6W	2700K	600	30,000	92	360	Yes
42105	S14	Milky	120V	E26	6W	2700K	600	30,000	92	360	Yes





**15 WATT** Halogen Equivalent  
**Flame Tip Star Collection**

**Dimmable**

**Product Description**

Antique Retro Vintage Light Bulb - This new form LED approaches as close as possible the look of a vintage type bulb with modern high efficiency LED technology.

**Amber Lens Impact**

The amber lens reduces the color temperature by 200K. Therefore 2700K will appear as 2500K.

**Features**

- **Dimmable**
- Non-flickering
- No UV / No IR

Item No.	Form	Lens	Input	Base	Watts	CCT	Lumens	Rated Life (hrs)	CRI	Beam Angle	Dimming
42090	Flame Tip Star	Clear	120V	E12	1W	2700K	200	30,000	82	360	Yes
42091	Flame Tip Star	Amber	120V	E12	1W	2700K	200	30,000	82	360	Yes



**1W**  
ITEM# 42019

**1W**  
ITEM# 42020

## 15 WATT Halogen Equivalent Torpedo Star Collection

**Dimmable**

### Product Description

Antique Retro Vintage Light Bulb - This new form LED approaches as close as possible the look of a vintage type bulb with modern high efficiency LED technology.

### Features

- **Dimmable**
- Non-flickering
- No UV / No IR

### Amber Lens Impact

The amber lens reduces the color temperature by 200K. Therefore 2200K will appear as 2000K.

Item No.	Form	Lens	Input	Base	Watts	CCT	Lumens	Rated Life (hrs)	CRI	Beam Angle	Dimming
42019	Torpedo Star	Clear	120V	E12	1W	2200K	100	20,000	82	360	Yes
42020	Torpedo Star	Amber	120V	E12	1W	2200K	100	20,000	82	360	Yes



## 15 WATT Halogen Equivalent S14 Star Collection

**Dimmable**

### Product Description

Antique Retro Vintage Light Bulb - This new form LED approaches as close as possible the look of a vintage type bulb with modern high efficiency LED technology.

### Features

- Dimmable
- Non-flickering
- No UV / No IR

### Amber Lens Impact

The amber lens reduces the color temperature by 200K. Therefore 2700K will appear as 2500K.

Item No.	Form	Lens	Input	Base	Watts	CCT	Lumens	Rated Life (hrs)	CRI	Beam Angle	Dimming
42086	S-14 Star	Clear	120V	E26	1W	2700K	100	30,000	82	360	Yes
42087	S-14 Star	Amber	120V	E26	1W	2700K	100	30,000	82	360	Yes



**1W**

ITEM# 42088

**15 WATT** Halogen Equivalent  
**Twisted Torpedo/Ice Cream  
 Star Collection**

**Dimmable**

**Product Description**

Antique Retro Vintage Light Bulb - This new form LED approaches as close as possible the look of a vintage type bulb with modern high efficiency LED technology.

**Features**

- **Dimmable**
- Non-flickering
- No UV / No IR

Item No.	Form	Lens	Input	Base	Watts	CCT	Lumens	Rated Life (hrs)	CRI	Beam Angle	Dimming
42088	Twisted Torp Star	Clear	120V	E12	1W	2700K	100	30,000	82	360	Yes



## 25 WATT Halogen Equivalent A19 Star Collection

**Dimmable**

### Product Description

Antique Retro Vintage Light Bulb - This new form LED approaches as close as possible the look of a vintage type bulb with modern high efficiency LED technology.

### Features

- **Dimmable**
- Non-flickering
- No UV / No IR

### Amber Lens Impact

The amber lens reduces the color temperature by 200K. Therefore 2200K will appear as 2000K.

Item No.	Form	Lens	Input	Base	Watts	CCT	Lumens	Rated Life (hrs)	CRI	Beam Angle	Dimming
42031	A19	Clear	120V	E26	2W	2200K	200	30,000	82	360	Yes
42032	A19	Amber	120V	E26	2W	2200K	200	30,000	82	360	Yes



**3W** ITEM# 42037



**3W** ITEM# 42038

125MM Diameter  
5.0"



**30 WATT** Halogen Equivalent  
**G-125 Star Collection**  
**Clear & Amber 5 Inch Globe**

**Dimmable**

**Product Description**

Antique Retro Vintage Light Bulb - This new form LED approaches as close as possible the look of a Vintage type filament bulb with modern high efficiency LED technology.

**Features**

- **Dimmable**
- Non-flickering
- No UV / No IR

**Amber Lens Impact**

The amber lens reduces the color temperature by 200K. Therefore 2200K will appear as 2000K.

Item No.	Form	Lens	Input	Base	Watts	CCT	Lumens	Rated Life (hrs)	CRI	Beam Angle	Dimming
42037	G125	Clear	120V	E26	3W	2200K	300	20,000	82	360	<b>Yes</b>
42038	G125	Amber	120V	E26	3W	2200K	300	20,000	82	360	<b>Yes</b>



95MM



**3W** ITEM# 42035



**3W** ITEM# 42036

95MM Diameter  
4.0"



5.5"

# 30 WATT Halogen Equivalent G-95 Star Collection Clear & Amber 4 Inch Globe

**Dimmable**

### Product Description

Antique Retro Vintage Light Bulb - This new form LED approaches as close as possible the look of a Vintage type filament bulb with modern high efficiency LED technology.

### Features

- Dimmable
- Non-flickering
- No UV / No IR

### Amber Lens Impact

The amber lens reduces the color temperature by 200K. Therefore 2200K will appear as 2000K.

Item No.	Form	Lens	Input	Base	Watts	CCT	Lumens	Rated Life (hrs)	CRI	Beam Angle	Dimming
42035	G95	Clear	120V	E26	3W	2200K	300	20,000	82	360	Yes
42036	G95	Amber	120V	E26	3W	2200K	300	20,000	82	360	Yes

45MM



**1W** ITEM# 42023  
E26 Base



**1W** ITEM# 42024  
E26



**1W** ITEM# 42063  
E12 Base



**1W** ITEM# 42064  
E12 Base

# 15 WATT Halogen Equivalent G-45 Star Collection Clear & Amber 2 Inch Globe

**Dimmable**

### Product Description

Antique Retro Vintage Light Bulb - This new form LED approaches as close as possible the look of a Vintage type filament bulb with modern high efficiency LED technology.

### Features

- Dimmable
- Non-flickering
- No UV / No IR

### Amber Lens Impact

The amber lens reduces the color temperature by 200K. Therefore 2200K will appear as 2000K.

Item No.	Form	Lens	Input	Base	Watts	CCT	Lumens	Rated Life (hrs)	CRI	Beam Angle	Dimming
42023	G45	Clear	120V	E26	1W	2200K	100	20,000	82	360	Yes
42024	G45	Amber	120V	E26	1W	2200K	100	20,000	82	360	Yes
42063	G45	Clear	120V	E12	1W	2200K	100	20,000	82	360	Yes
42064	G45	Amber	120V	E12	1W	2200K	100	20,000	82	360	Yes

107MM



**5W** ITEM# 42068  
Pointed Pyramid

120MM



**5W** ITEM# 42067  
Pointed Pyramid



**5W** ITEM# 42069  
Inverted Pyramid



**5W** ITEM# 42066  
Inverted Pyramid

**50 WATT** Halogen Equivalent  
**Pyramid Star Collection**  
**Clear & Amber**

**Dimmable**

**Product Description**

This LED has an amazing new look. This new bulb combines a decorative look with modern high efficiency LED technology.

**Amber Lens Impact**

The amber lens reduces the color temperature by 200K. Therefore 2200K will appear as 2000K.

**Features**

- **Dimmable**
- Non-flickering
- No UV / No IR

Item No.	Form	Lens	Input	Base	Watts	CCT	Lumens	Rated Life (hrs)	CRI	Beam Angle	Dimming
42068	Pointed	Clear	120V	E26	5W	2200K	500	20,000	82	360	<b>Yes</b>
42067	Pointed	Amber	120V	E26	5W	2200K	500	20,000	82	360	<b>Yes</b>
42069	Inverted	Clear	120V	E26	5W	2200K	500	20,000	82	360	<b>Yes</b>
42066	Inverted	Amber	120V	E26	5W	2200K	500	20,000	82	360	<b>Yes</b>




**3W** ITEM# 42029



**3W** ITEM# 42030

64MM Diameter



2.5"



5.5"

# 30 WATT Halogen Equivalent ST-64 Star Collection Clear & Amber

**Dimmable**

### Product Description

Antique Retro Vintage Light Bulb - This new form LED approaches as close as possible the look of a Vintage type filament bulb with modern high efficiency LED technology.

### Features

- Dimmable
- Non-flickering
- No UV / No IR

### Amber Lens Impact

The amber lens reduces the color temperature by 200K. Therefore 2200K will appear as 2000K.

Item No.	Form	Lens	Input	Base	Watts	CCT	Lumens	Rated Life (hrs)	CRI	Beam Angle	Dimming
42029	ST-64	Clear	120V	E26	3W	2200K	300	20,000	82	360	Yes
42030	ST-64	Amber	120V	E26	3W	2200K	300	20,000	82	360	Yes



**2W** ITEM# 42025



**2W** ITEM# 42026

## 20 WATT Halogen Equivalent T-30 Star Collection Clear & Amber

**Dimmable**

### Product Description

Antique Retro Vintage Light Bulb - This new form LED approaches as close as possible the look of a vintage type filament bulb with modern high efficiency LED technology.

### Features

- **Dimmable**
- Non-flickering
- No UV / No IR

### Amber Lens Impact

The amber lens reduces the color temperature by 200K. Therefore 2200K will appear as 2000K.

Item No.	Form	Lens	Input	Base	Watts	CCT	Lumens	Rated Life (hrs)	CRI	Beam Angle	Dimming
42025	T30	Clear	120V	E26	2W	2200K	200	20,000	82	360	<b>Yes</b>
42026	T30	Amber	120V	E26	2W	2200K	200	20,000	82	360	<b>Yes</b>



**Red Robin Restaurants has selected Spotlite Filament Lamps to be featured in their decorative signage**







**40 WATT** Halogen Equivalent

# Torpedo Silver Clear Flame Tip Silver

**Dimmable**  
**Non-Dimmable**

## Product Description

Available in a clear lens these lamps cast light in all directions. Light is properly centered so chandeliers and shaded fixtures illuminate with no shadowing or dark spots.

## Features

- 30000 hrs rated life
- Non-Dimmable
- 330 - 550 lumens
- 120 degree lighting
- 2700k warm white
- No UV / No IR

## Construction

Aluminum Housing  
Clear Glass  
E12 Base

Item No.	Form	Lens	Input	Base	Watts	CCT	Lumens	Rated Life (hrs)	CRI	Beam Angle	Dimming
40334	Torpedo	Clear	120V	E12	3W	2700K	330	30,000	82	240	No
41011	Flame Tip	Clear	120V	E12	5W	2700K	550	30,000	80	360	Yes



**60 WATT** Halogen Equivalent  
**Candle LED Flame Tip**  
**LED Torpedo**

**Dimmable**

**Product Description**

Available in a clear lens these lamps cast light in all directions, including down. Light is properly centered so chandeliers and shaded fixtures illuminate with no shadowing or dark spots.

**Features**

- 30000 hrs rated life
- **Dimmable**
- 580 lumens
- 300 degree lighting
- 2700k warm white
- No UV / No IR

**Construction**

Aluminum Housing  
 Clear Glass Lens  
 E12 Base

Item No.	Form	Lens	Input	Base	Watts	CCT	Lumens	Rated Life (hrs)	CRI	Beam Angle	Dimming
41047	Flame Tip	Clear	120V	E12	6W	2700K	580	30,000	82	300	Yes
41046	Torpedo	Clear	120V	E12	6W	2700K	580	30,000	82	300	Yes







**18W**

## Equivalent to F32 Fluorescent Tube LED T8 Tube Light

**NO BALLAST REWIRING REQUIRED**  
**ELECTRONIC BALLAST COMPATIBLE**  
**ISOLATED DRIVER**

### Product Description

The Spotlite Commercial Grade LED T8 replacement lamps are an energy saving LED alternative to traditional T8 fluorescent lamps.

This lamp combines innovative optical and mechanical design features to achieve a light distribution similar to traditional fluorescent lamps while consuming less electrical power.

The Commercial Grade LED T8 replacement lamp has a dedicated isolated internal driver and is designed to be a direct fluorescent replacement. The isolated driver will allow the LED tube to last longer.

### Features

- 30000 hrs rated life
- Non-Dimmable
- 2200 lumens
- 120 degree beam angle
- Cool white
- Lower installation cost
- No ballast rewiring required
- Isolated driver
- Driver will last longer
- No need to rewire the fixture
- No need to remove the ballast
- No UV / No IR
- Instant On
- Instant Fit



# INSTANT FIT

Item No.	Form	Length	Input	Watts	CCT	Lumens	Base	Rated Life (hrs)	CRI	Beam Angle	Dimming	Fluorescent Equiv
41023	Tube Light	48 Inches	120V	18W	4100K	1800	G13	30,000	82	120	No	32W



**BALLAST REWIRING  
IS NECESSARY**



**18W 4'-0"**

## LED T8 Tube Light

### Product Description

The Spotlite Commercial Grade LED T8 replacement lamps are an energy saving LED alternative to traditional T8 fluorescent lamps.

This lamp combines innovative optical and mechanical design features to achieve a light distribution similar to traditional fluorescent lamps while consuming less electrical power.

### Features

- Length - 48 Inches
- 30000 hrs rated life
- Non-Dimmable
- 1800 - 3600 Lumens
- 120 degree beam angle
- Cool white
- Ballast rewiring is necessary
- No UV / No IR
- Instant On



Item No.	Form	Length	Input	Watts	CCT	Lumens	Base	Rated Life (hrs)	CRI	Beam Angle	Dimming	Fluorescent Equiv
41034	Tube Light	48 Inches	120V	18W	4100K	1800	G13	30,000	82	120	No	32W

**BALLAST REWIRING  
IS NECESSARY**

**36W 8'-0"**



## LED T8 Tube Light

### Product Description

The Spotlite Commercial Grade LED T8 replacement lamps are an energy saving LED alternative to traditional T8 fluorescent lamps.

This lamp combines innovative optical and mechanical design features to achieve a light distribution similar to traditional fluorescent lamps while consuming less electrical power.

### Features

- Length - 48 Inches
- 30000 hrs rated life
- Non-Dimmable
- 1800 - 3600 Lumens
- 120 degree beam angle
- Cool white
- Ballast rewiring is necessary
- No UV / No IR
- Instant On



Item No.	Form	Length	Input	Watts	CCT	Lumens	Base	Rated Life (hrs)	CRI	Beam Angle	Dimming	Fluorescent Equiv
41108	Tube Light	96 Inches	120V	36W	4100K	3600	G13	50,000	82	120	No	59W



**BALLAST REWIRING  
IS NECESSARY**



**22W**  
**48 Inch Length**

## **Equivalent to F32 Fluorescent Tube LED T8 Tube Light**

**Dimmable**

### **Product Description**

The Spotlite Commercial Grade LED T8 replacement lamps are an energy saving LED alternative to traditional T8 fluorescent lamps.

This lamp combines innovative optical and mechanical design features to achieve a light distribution similar to traditional fluorescent lamps while consuming less electrical power.

### **Features**

- 30000 hrs rated life
- **Dimmable**
- 2200 lumens
- 120 degree lighting
- Cool white
- **Ballast rewiring is necessary**
- No UV / No IR

Item No.	Form	Lens	Input	Base	Watts	CCT	Lumens	Rated Life (hrs)	CRI	Beam Angle	Dimming
41172	Tube Light	White	120V	G13	22W	4100K	2200	30,000	82	120	<b>Yes</b>



**18W**  
**48 Inch Length**  
 ITEM #42048  
 Non-Dimmable

**18W**  
**48 Inch Length**  
 ITEM #55066  
 Dimmable

**BALLAST REWIRING  
 IS NECESSARY**  
**ALL GLASS**  
 Very Competitive Pricing

**Equivalent to F32  
 Fluorescent Tube**  
**LED T8 Tube Light**  
**All Glass Body**

**Dimmable**  
**Non-Dimmable**

**Product Description**

The Spotlite Commercial Grade LED T8 replacement lamps are an energy saving LED alternative to traditional T8 fluorescent lamps.

This lamp combines innovative optical and mechanical design features to achieve a light distribution similar to traditional fluorescent lamps while consuming less electrical power.

The Commercial Grade LED T8 replacement lamp has a dedicated isolated internal driver and is designed to be a direct fluorescent replacement. The isolated driver will allow the LED tube to last longer.

**THIS TUBE IS ALL GLASS  
 NO ALUMINUM, NO P.C.**

**Features**

- 30000 hrs rated life
- Non-Dimmable
- 1550 lumens
- 330 degree lighting
- Cool white
- **Ballast rewiring is necessary**
- No UV / No IR

ITEM No.	Form	Lens	Input	Base	Watts	CCT	Lumens	Rated Life (hrs)	CRI	Beam Angle	Dimming
42048	Tube Light	White	120V	G13	18W	4100K	1550	30,000	70	330	No
55066	Tube Light	White	120V	G13	18W	4100K	1550	30,000	70	330	Yes



**22W**  
Clear  
ITEM #55081

**22W**  
Milky  
ITEM #55065

**250 WATT** Halogen Equivalent  
**2G 11 Clear and Milky**

**Dimmable**

**Product Description - Edison Collection**

This tubular LED lamp uses linear LED filaments.  
Energy saving.

**Features**

- 30,000 hrs rated life
- **Dimmable**
- 2900 lumens
- 180 degree lighting
- 145 Lumens per watt
- No UV / No IR

**Construction**

Aluminum Housing  
Glass Lens  
2G 11 Base

**145 LUMENS  
PER WATT**

Item No.	Form	Lens	Input	Base	Watts	CCT	Lumens	Rated Life (hrs)	CRI	Beam Angle	Dimming
55081	4 Pin	Clear	120V	2G11	22W	4100	2900	30,000	80	180	<b>Yes</b>
55065	4 Pin	Milky	120V	2G11	22W	4100	2900	30,000	80	180	<b>Yes</b>



**8W**  
ITEM# 40201

**50 WATT** Halogen Equivalent  
**R20**

**Dimmable**

**Product Description**


New design for exceptional heat dissipation, our light R20 delivers with high output per watt used.

**Features**

- **Dimmable**
- True 50W Replacement
- Non-flickering
- Single light source for even distribution
- No spotting
- Glare-free
- No UV / No IR
- Instant-on



Item No.	Form	Lens	Input	Base	Watts	CCT	Lumens	Rated Life (hrs)	CRI	Beam Angle	Dimming
40201	R20	White	120V	E26	8W	3000K	450	25,000	82	120	Yes



**75 WATT** Halogen Equivalent  
**BR30**

**Dimmable**

**Product Description**

Best replacement lamp for ceiling downlights. Milky Lens "hides" into the ceiling can and provides desirable soft, warm light. Wide flood illumination, not for outdoor use.

**Features**

- **Dimmable**
- True75W replacement
- Non-flickering
- Plastic body
- No spotting, wide flood
- Medium Base
- Glare-free
- No UV / No IR
- Instant-on

**Construction**

Plastic Housing  
 Soft White Acrylic Lens  
 E26 Base



Item No.	Form	Lens	Input	Base	Watts	CCT	Lumens	Rated Life (hrs)	CRI	Beam Angle	Dimming
42302	BR30	White	120V	E26	11W	3000K	800	30,000	82	180	Yes



**13W**

**100 WATT** Halogen Equivalent

**BR40**

**Dimmable**

**Product Description**

Best replacement lamp for ceiling downlights. Milky Lens "hides" into the ceiling can and provides desirable soft, warm light. Wide flood illumination, not for outdoor use.

**Construction**

Soft White Acrylic Lens  
E26 Base

**Features**

- **Dimmable**
- True 100W replacement
- Non-flickering
- No spotting, wide flood
- Medium Base
- Glare-free
- No UV / No IR
- Instant-on

Item No.	Form	Lens	Input	Base	Watts	CCT	Lumens	Rated Life (hrs)	CRI	Beam Angle	Dimming
41075	BR40	White	120V	E26	13W	3000K	800	25,000	82	120	<b>Yes</b>





**18 W**

**120 WATT** Halogen Equivalent  
**BR40 Improved**

**Dimmable**

**Product Description**

Best replacement lamp for ceiling downlights. Milky Lens "hides" into the ceiling can and provides desirable soft, warm light. Wide flood illumination, not for outdoor use.

**Construction**

Soft White Acrylic Lens  
 E26 Base

**Features**

- **Dimmable**
- True 120W replacement
- Non-flickering
- No spotting, wide flood
- Medium Base
- Glare-free
- No UV / No IR
- Instant-on



Item No.	Form	Lens	Input	Base	Watts	CCT	Lumens	Rated Life (hrs)	CRI	Beam Angle	Dimming
55067	BR40	White	120V	E26	18W	2700K	1400	25,000	80	110	Yes



**6W COB**

**50 WATT** Halogen Equivalent  
**Par16**

**Dimmable**  
**Non-Dimmable**

**Product Description**

Compact flood provides the same light as a 50W Incandescent. Robust heat sink provides consistent output and increases life.

**Construction**

Aluminum Housing  
 Clear PMMA lens  
 E26 Medium Base

**Features**

- **Dimmable** / Non-Dimmable
- True 50W Replacement
- Non-flickering
- Aluminum body
- Single light source for even distribution. No spotting
- Narrow Flood
- Glare-free
- No UV / No IR
- Instant-on

Item No.	Form	Lens	Input	Base	Watts	CCT	Lumens	Rated Life (hrs)	CRI	Beam Angle	Dimming
40503	Par16	Clear	120V	E26	6W COB	2700K	500	40,000	82	60	<b>Yes</b>
40504	Par16	Clear	120V	E26	6W COB	2700K	500	40,000	82	60	No



**50 WATT** Halogen Equivalent  
**Par20**

**8W COB**

**Dimmable**

**Product Description**

Compact flood provides the same light as a 50W Incandescent. Robust heat sink provides consistent output and increases life.

**Construction**

Aluminum Housing  
 Clear PMMA lens  
 E26 Medium Base

**Features**

- **Dimmable**
- True 50W Replacement
- Non-flickering
- Aluminum body
- Single light source for even distribution. No spotting
- Narrow Flood
- Glare-free
- No UV / No IR
- Instant-on



Item No.	Form	Lens	Input	Base	Watts	CCT	Lumens	Rated Life (hrs)	CRI	Beam Angle	Dimming
40505	Par20	Clear	120V	E26	8W	3000K	500	30,000	82	38	Yes



**11W**

**75 WATT** Halogen Equivalent  
**Par30**

**Dimmable**

**Product Description**

Compact flood provides the same light as a 75W Incandescent. Robust heat sink provides consistent output and increases life.

**Construction**

Clear PMMA lens  
 E26 Medium Base

**Features**

- **Dimmable**/Non-Dimmable
- True 75W Replacement
- Non-flickering
- Single light source for even distribution. No spotting
- Narrow Flood
- Glare-free
- No UV / No IR
- Instant-on



Item No.	Form	Lens	Input	Base	Watts	CCT	Lumens	Rated Life (hrs)	CRI	Beam Angle	Dimming
40506	Par30	Clear	120V	E26	11W	3000K	800	30,000	82	38	Yes



**18W**

**150 WATT** Halogen Equivalent

## Par38

**Dimmable**

### Product Description

The high-lumen output of our Par38 Series offers uncompromising performance with energy efficiency. Compact design is achieved through exceptional heat dissipation, both through the coated porcelain base and lens. The single light source provides even distribution with no spotting or shadowing. Clean exterior finish compliments interiors.

### Features

- **Dimmable**
- True 150W replacement
- Non-flickering
- Single light source for even distribution –No spotting
- Glare-free
- No UV / No IR
- Instant-on



Item No.	Form	Lens	Input	Base	Watts	CCT	Lumens	Rated Life (hrs)	CRI	Beam Angle	Dimming
55079	Par38	White	120V	E26	18W	3000K	1100	35,000	80	40	Yes



**18W**

**150 WATT** Halogen Equivalent

## Par38

**Dimmable**

### Product Description

The high-lumen output of our Par38 Series offers uncompromising performance with energy efficiency. Compact design is achieved through exceptional heat dissipation, both through the coated porcelain base and lens. The single light source provides even distribution with no spotting or shadowing. Clean exterior finish compliments interiors.

### Features

- **Dimmable**
- True 150W replacement
- Non-flickering
- Single light source for even distribution –No spotting
- Glare-free
- No UV / No IR
- Instant-on

Item No.	Form	Lens	Input	Base	Watts	CCT	Lumens	Rated Life (hrs)	CRI	Beam Angle	Dimming
41122	Par38	White	120V	E26	18W	3000K	1600	30,000	82	120	Yes
41123	Par38	White	120V	E26	18W	7000K	1760	30,000	82	120	Yes





**12W**  
ITEM #55047  
G53 Base



**12W**  
ITEM #55080  
GU10 Base

**12 WATT** Halogen Equivalent  
**AR111**

**Dimmable**

**Product Description**

New AR111 design looks and functions the same as halogen—but at a fraction of the cost. The single light source provides even distribution with no spotting, shadowing, or glare. Choice of base, beam, and wattage.

**Construction**

Aluminum Housing  
Clear Glass Lens  
G53 and GU11 Base

**Features**

- **Dimmable**
- True 12W replacement
- Non-flickering
- Available in G53 and GU11 Base
- No UV / No IR
- Instant-on

**12W**  
**COB**

Item No.	Form	Lens	Input	Base	Watts	CCT	Lumens	Rated Life (hrs)	CRI	Beam Angle	Dimming
55047	AR111	Clear	12V	G53	12W	3000K	1100	30,000	82	40	Yes
55080	AR111	Clear	120V	GU10	12W	3000K	1100	30,000	82	40	Yes



**3W COB**  
ITEM# 41013



**5W COB**  
ITEM# 40801



**6W COB**  
ITEM# 41017  
**WET**



**6W COB**  
ITEM# 40804



**6W COB**  
ITEM# 41127

**35 WATT**  
**40 WATT**  
**70 WATT**  
**MR16 GU 5.3**

Halogen Equivalent

**Dimmable**  
**Non-Dimmable**

**Product Description**

High output 12V Halogen replacements are available in several outputs. High efficiency is combined with long life: these lamps represent the best choice for commercial and high-use environments. Exceptional rendering means that colors are warm and crisp—important for retail store and hospitality use.

**Features**

- **Dimmable** / Non-Dimmable
- Non-flickering
- No glare
- No UV / No IR
- Instant-on

**Construction**

Acrylic lens  
Available in GU-5.3 Base

Item No.	Form	Lens	Input	Base	Watts	CCT	Lumens	Rated Life (hrs)	CRI	Beam Angle	Dimming
41013	MR16	Clear	12V	GU5.3	3W COB	2700K	210	30,000	82	60	No
40801	MR16	Clear	12V	GU5.3	5W COB	2700K	350	30,000	82	90	No
41017	MR16	Clear	12V	GU5.3	6W COB	2700K	150	14,000	70	30	No
40804	MR16	Clear	12V	GU5.3	6W COB	2700K	550	30,000	82	60	<b>Yes</b>
41127	MR16	Clear	12V	GU5.3	6W COB	2700K	720	25,000	80	30	<b>Yes</b>



**5W COB**  
ITEM# 40901  
90° Beam Angle



**6W COB**  
ITEM# 41132  
30° Beam Angle



**8W COB**  
ITEM# 40903  
35° Beam Angle



**6W COB**  
ITEM# 41030  
60° Beam Angle

**35 WATT**  
**60 WATT**  
**70 WATT** Halogen Equivalent  
**MR16 GU 10**

**Dimmable**  
**Non-Dimmable**

**Product Description**

High output 120V Halogen replacements are available in several outputs. High efficiency is combined with long life: these lamps represent the best choice for commercial and high-use environments. Exceptional rendering means that colors are warm and crisp—important for retail store and hospitality use.

**Features**

- **Dimmable** / Non-Dimmable
- Non-flickering
- No glare
- No UV / No IR
- Instant-on

**Construction**

Acrylic Lens  
Available in GU-10 Base

Item No.	Form	Lens	Input	Base	Watts	CCT	Lumens	Rated Life (hrs)	CRI	Beam Angle	Dimming
40901	MR16	Clear	120V	GU10	5W COB	2700K	350	30,000	82	90	No
41132	MR16	Clear	120V	GU10	6W COB	3000K	720	25,000	80	30	Yes
41030	MR16	Clear	120V	GU10	6W COB	3000K	720	25,000	80	60	Yes
40903	MR16	Clear	120V	GU10	8W COB	2700K	540	25,000	82	35	No



**GU5.3** ITEM# 41157



**GU10** ITEM# 41158

**50 WATT** Halogen Equivalent  
**MR16 GU5.3 and GU10**

**Dimmable**

**Product Description**

This LED halogen replacement is compact and functions on standard 12V and 120V systems. High efficiency is combined with long life: these lamps represent the best choice for commercial and high-use environments. Exceptional rendering means that colors are warm and crisp—important for retail store and hospitality use.

**Features**

- True 50W replacement
- **Dimmable**
- Non-flickering
- Glare-free
- No UV / No IR
- Instant-on

**10 DEGREE  
 BEAM ANGLE**

Item No.	Form	Lens	Input	Base	Watts	CCT	Lumens	Rated Life (hrs)	CRI	Beam Angle	Dimming
41157	MR16	Clear	12V	GU5.3	6W COB	2700K	500	25,000	80	10	Yes
41158	MR16	Clear	120V	GU10	6W COB	2700K	500	25,000	80	10	Yes



**6W COB**

**25 WATT** Halogen Equivalent  
**MR16 WET LOCATION**

**Non-Dimmable**

**Product Description**

High output 12V Halogen replacements are available in several outputs. High efficiency is combined with long life: these lamps represent the best choice for commercial and high-use environments. Exceptional rendering means that colors are warm and crisp important for retail store and hospitality use. This lamp can be exposed to rain and is a great for land-scaping use.

**Construction**


6063 Aluminum Housing  
 Acrylic lens  
 Available in GU 5.3 Base

**IP 67**

**Features**

- Non-flickering
- Non-Dimmable
- Aluminum body designed for high-thermal conductivity
- No glare
- No UV / No IR
- Instant-on
- IP 67

Item No.	Form	Lens	Input	Base	Watts	CCT	Lumens	Rated Life (hrs)	CRI	Beam Angle	Dimming
41017	MR16	Clear	12V	GU5.3	6W COB	2700K	150	14,000	70	30	No



**25 WATT**  
**30 WATT**  
**60 WATT** Halogen Equivalent  
**G4**

**Dimmable**

**Product Description**


This LED halogen replacement is compact and functions on standard 12V DC systems. Special lens and diffuser provides wide beam angle from the single light source LED.

**Features**

- True 25W, 30W, 60W replacement
- **Dimmable**
- Non-flickering
- No UV / No IR
- Instant-on

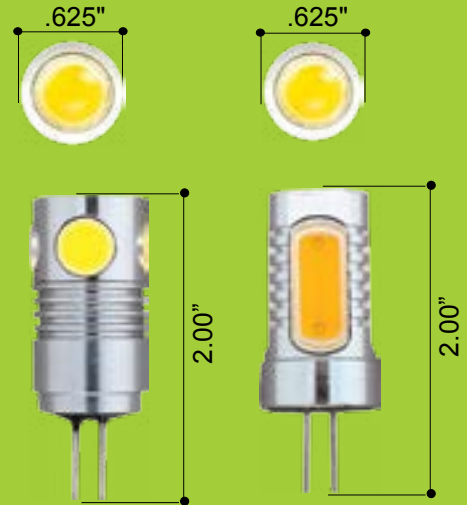
Item No.	Form	Lens	Input	Base	Watts	CCT	Lumens	Rated Life (hrs)	CRI	Beam Angle	Dimming
41139	G4	N/A	12V DC	Pin	2W	2700K	200	30,000	80	360	Yes
41138	G4	N/A	12V DC	Pin	3W	2700K	270	30,000	80	360	Yes
41174	G4	N/A	12V DC	Pin	6W	2700K	566	30,000	82	360	Yes





**5W** ITEM# 41036

**7.5W** ITEM# 41038



**30 WATT**  
**35 WATT** Halogen Equivalent

## G4 Super Lumen

**Non-Dimmable**


### Product Description

This LED halogen replacement is compact and functions on standard 12V DC systems. Special lens and diffuser provides wide beam angle from the single light source LED.

### Features

- True 30W and 35W replacement
- Non-Dimmable
- Non-flickering
- No UV / No IR
- Instant-on

Item No.	Form	Lens	Input	Base	Watts	CCT	Lumens	Rated Life (hrs)	CRI	Beam Angle	Dimming
41036	G4	N/A	12V DC	Pin	5W	2700K	220	30,000	82	360	No
41038	G4	N/A	12V DC	Pin	7.5W	2700K	250	30,000	82	360	No



**3W**

## **25 WATT** Halogen Equivalent **G4 HIGH LUMEN**

**Non-Dimmable**

### **Product Description**

This LED halogen replacement is compact and functions on standard 12V DC systems. Special lens and diffuser provides wide beam angle from the single light source LED.

### **Construction**

Ceramic Housing  
PMMA lens  
G4 bi-pin Base

### **Features**

- True 25W replacement
- Non-Dimmable
- Non-flickering
- Ceramic body
- Single light source for even distribution
- Glare-free
- No UV / No IR
- Instant-on

Item No.	Form	Lens	Input	Base	Watts	CCT	Lumens	Rated Life (hrs)	CRI	Beam Angle	Dimming
41032	G4	N/A	12V DC	Pin	3W	2700K	160	30,000	82	360	No



**2W** ITEM# 42070



**3W** ITEM# 42071



**6W** ITEM# 42072

**25 WATT**

**30 WATT**

**60 WATT**

Halogen Equivalent

**G6.35**

**G6.35**

**Dimmable**


**Product Description**

This LED halogen replacement is compact and functions on standard 12V DC systems. Special lens and diffuser provides wide beam angle from the single light source LED.

**Features**

- True 25W, 30W, 60W replacement
- **Dimmable**
- Non-flickering
- No UV / No IR
- Instant-on

Item No.	Form	Lens	Input	Base	Watts	CCT	Lumens	Rated Life (hrs)	CRI	Beam Angle	Dimming
42070	G6.35	N/A	12V DC	Pin	2W	2700K	200	30,000	80	360	Yes
42071	G6.35	N/A	12V DC	Pin	3W	2700K	270	30,000	80	360	Yes
42072	G6.35	N/A	12V DC	Pin	6W	2700K	566	30,000	82	360	Yes



## 15 WATT Halogen Equivalent G4

**Non-Dimmable**

### Product Description

This LED halogen replacement is compact and functions on standard 12V DC systems. Special lens and diffuser provides wide beam angle from the single light source LED. Remote-Dimming.

### Construction

Ceramic Housing  
PMMA lens  
G4 bi-pin Base

### Features

- True 15W replacement
- Non-flickering
- Ceramic body
- Single light source for even distribution
- Glare-free
- No UV / No IR
- Instant-on

Item No.	Form	Lens	Input	Base	Watts	CCT	Lumens	Rated Life (hrs)	CRI	Beam Angle	Dimming
40401	G4	N/A	12V DC	Pin	2W	2700K	110	30,000	82	350	No



**2W**  
**ITEM# 40402**



**2.2W**  
**ITEM# 41086**



**3W**  
**ITEM# 42098**  
**Dimmable**



**5W**  
**ITEM# 41037**

**15 WATT**  
**20 WATT, 40 WATT** Halogen Equivalent

**Dimmable and**  
**Non-Dimmable**

**G9, G9 2.2W, G9 3W, G9 Super Lumen**

**Product Description**

Our LED halogen replacement is compact and functions on standard 120V systems. Special lens and diffuser provides exceptional distribution from the single light source. Low power consumption, saves 80% power compared with traditional lamps. Easy to install and maintenance free, cuts cost by reducing re-lamp frequency. Environmentally friendly, No UV or infrared radiation, no mercury or lead. No danger of broken glass.

**Construction**

- Non-Dimmable
- Non-flickering
- Glare-free
- No UV / No IR
- Instant-on

**Features**

- True 15W, 20W, 40W replacement
- Single light source for even distribution
- Glare-free
- No UV / No IR
- Instant-on

Item No.	Form	Lens	Input	Base	Watts	CCT	Lumens	Rated Life (hrs)	CRI	Beam Angle	Dimming
40402	G9	N/A	120V	Pin	2.00W	2700K	100	25,000	82	145	No
41086	G9	N/A	120V	Pin	2.20W	2700K	200	30000	82	145	No
42098	G9	N/A	120V	Pin	3.00W	2700K	230	30000	82	145	Yes
41037	G9	N/A	120V	Pin	5.00W	2700K	350	30,000	82	360	No



**4W** ITEM# 41140

**6W** ITEM# 41074

**35 WATT**  
**45 WATT** Halogen Equivalent  
**G9**

**Dimmable**

**Product Description**

This LED halogen replacement is compact and functions on standard 120V systems. Special lens and diffuser provides wide beam angle.

**Features**

- True 35W and 45W replacement
- **Dimmable**
- Non-flickering
- No UV / No IR
- Instant-on

Item No.	Form	Lens	Input	Base	Watts	CCT	Lumens	Rated Life (hrs)	CRI	Beam Angle	Dimming
41140	G9	N/A	120V	Pin	4W	2700K	310	30,000	82	360	Yes
41074	G9	N/A	120V	Pin	6W	2700K	480	50,000	82	360	Yes





## IP64 Mogul Base LED Corn Light

**Dimmable**  
**Non-Dimmable**

### Product Description

This high efficiency Corn Light will achieve 106lm/W IP64. High quality Aluminum material heat dissipation. Working environment temperature: -30~65 celsius degree. Streamline exterior design, beautiful appearance. CE, TUV, PSE, UL, ISO9001-2008

**100 WATT HPS, MH Replacement**  
**150 WATT HPS, MH Replacement**  
**250 WATT HPS, MH Replacement**  
**350 WATT HPS, MH Replacement**  
**400 WATT HPS, MH Replacement**

**MOGUL  
BASE**



ITEM No.	Form	Input	Base	Watts	CCT	Lumens	Rated Life (hrs)	Measurements	CRI	Beam Angle	Dimming
41073	Corn	AC85-265V/277V	E39	45W	3500K	3500	30,000	3.66"Dx8.42"H	80	360	No
41146	Corn	AC85-265V/277V	E39	45W	3500K	3500	30,000	3.66"Dx8.42"H	80	360	Yes
41087	Corn	AC85-265V/277V	E39	54W	3500K	5600	30,000	3.66"Dx8.42"H	80	360	No
41133	Corn	AC85-265V/277V	E39	54W	3500K	5600	30,000	3.66"Dx8.42"H	80	360	Yes
41088	Corn	AC85-265V/277V	E39	80W	3500K	8000	30,000	4.75"Dx11.70"H	80	360	No
41134	Corn	AC85-265V/277V	E39	80W	3500K	8000	30,000	4.75"Dx11.70"H	80	360	Yes
41089	Corn	AC85-265V/277V	E39	100W	3500K	10080	30,000	4.72"Dx13.26"H	80	360	No
41135	Corn	AC85-265V/277V	E39	100W	3500K	10080	30,000	4.72"Dx13.26"H	80	360	Yes
41090	Corn	AC85-265V/277V	E39	125W	3500K	12000	30,000	4.72"Dx16.22"H	80	360	No
41136	Corn	AC85-265V/277V	E39	125W	3500K	12000	30,000	4.72"Dx16.22"H	80	360	Yes

**220W**  
ITEM# 55077



**250W**  
ITEM# 55078



# IP64 Mogul Base LED Corn Light

**Non-Dimmable**

## Product Description

This high efficiency Corn Light will achieve 106lm/W IP64.  
High quality Aluminum material heat dissipation.  
Working environment temperature: -30-65 celsius degree.  
Streamline exterior design, beautiful appearance.  
CE, TUV, PSE, UL, ISO9001-2008

**MOGUL  
BASE**



ITEM No.	Form	Input	Base	Watts	CCT	Lumens	Rated Life (hrs)	CRI	Beam Angle	Dimming
55077	Corn	AC85-265V/277V	E39	220W	6000K	3500	30,000	80	360	No
55078	Corn	AC85-265V/277V	E39	250W	6000K	5600	30,000	80	360	No



## IP64 Medium Base LED Corn Light

**Dimmable**  
**Non-Dimmable**

### Product Description

This high efficiency Corn Light will achieve 106lm/W IP64.  
High quality Aluminum material heat dissipation.  
Working environment temperature: -30-65 celsius degree.  
Streamline exterior design, beautiful appearance.  
CE, TUV, PSE, UL, ISO9001-2008

**100 WATT HPS, MH Replacement**  
**150 WATT HPS, MH Replacement**  
**250 WATT HPS, MH Replacement**  
**350 WATT HPS, MH Replacement**  
**400 WATT HPS, MH Replacement**

**MEDIUM  
BASE**



ITEM No.	Form	Input	Base	Watts	CCT	Lumens	Rated Life (hrs)	Measurements	CRI	Beam Angle	Dimming
55023	Corn	AC85-265V/277V	E26	45W	3500K	3500	30,000	3.66"Dx8.42"H	80	360	No
55024	Corn	AC85-265V/277V	E26	54W	3500K	5600	30,000	3.66"Dx8.42"H	80	360	No
55025	Corn	AC85-265V/277V	E26	80W	3500K	8000	30,000	4.75"Dx11.70"H	80	360	No
55026	Corn	AC85-265V/277V	E26	100W	3500K	10080	30,000	4.72"Dx13.26"H	80	360	No
55027	Corn	AC85-265V/277V	E26	125W	3500K	12000	30,000	4.72"Dx16.22"H	80	360	No



# LED Flexible Tape Strip

## Product Description

- Unique LED source Red/Green/Blue/White in one LED as a light source.
- Double-faced soft FP with a thicker copper layer.
- Flexible in lengths suitable for different applications.
- DC 12V with 12mm PCB width.
- By using a special 4 channel controller you can achieve different lighting effects.
- Environmentally friendly: complies with CE and RoHS standard without harmful substances, such as lead or mercury etc.
- 2 year warranty.

## INNOVATIVE 4 COLORS IN ONE LED CHIP

ITEM NO.	FORM	INPUT	BASE	WATTS	CCT	LUMENS	LENGTH	RATED LIFE (HRS)	CRI	BEAM ANGLE	DIMMING
42099	Flexible Tape	12V	N/A	4.4W per ft.	3000K	366 per ft.	16' 5"	50,000	80	120	Yes

LED Controller with Remote  
ITEM #55054



Extension Connector without Wire  
55068



**30W**  
Power Supply Box  
ITEM #55055

**200W**  
Power Supply Box  
ITEM #55058

**60W**  
Power Supply Box  
ITEM #55056

**400W**  
Power Supply Box  
ITEM #55059

**120W**  
Power Supply Box  
ITEM #55057

**600W**  
Power Supply Box  
ITEM #55060



Extension Connector with Wire  
ITEM #55067



Power Supply Box Outlet Plug  
ITEM #55061

## LED Flexible Tape Strip Accessories

Item No.	Description	Input	Watts
55054	LED Controller with Remote	Battery operated	
55055	Power Supply Box		30W
55056	Power Supply Box		60W
55057	Power Supply Box		120W
55058	Power Supply Box		200W
55059	Power Supply Box		400W
55060	Power Supply Box		600W
55061	Power Supply Box Outlet Plug		
55062	Extension Connector with Wire		
55063	Extension Connector without Wire		





## Product Demo Case

### Product Description

Beautiful aluminum demo case is the perfect solution for the LED light bulb salesperson. You will love this product. This demo case is produced for LED dealers. This case will allow you to show our products in a classy and professional manner. It is made especially for LED light bulbs to showcase how wondrous the LED luminaries really are.

### Features

- Light weight - only 5.5 pounds
- 6.25" x 8.75" x 11.5"
- Comes with power cord
- Power adjustable to show dimming capabilities
- Will demo Spotlite's entire product line

### Additional Features

- Two GU 5.3 sockets
- DC Dimmer
- Master Switch with fuse
- Sockets for E26, E12, GU10, G9, and G24
- AC Dimmer

Item No.

1000 Demo Case



S

SPOTLITE-USA

SPOTLITE  
**AMERICA**  
**CORPORATION**  
3691 Lenawee Ave.  
Los Angeles, CA 90016  
T: +1 310-829-0200  
[www.spotlite-usa.com](http://www.spotlite-usa.com)



S

SPOTLITE-USA



**Spotlite's Best Sellers  
Collection**



**2W**  
#41067



**4W**  
#41063



**2W**  
#41148  
2200K  
CRI 92  
Very Warm White



**4W**  
#42055  
2200K  
CRI 92  
Very Warm White



**2W**  
#41144  
Amber



**4W**  
#41143  
Amber



**6W**  
#55000  
2700 K  
CRI 82  
Warm White



**6W**  
#55001  
2200 K  
CRI 92  
Very Warm White



**6W**  
#55004  
2700 K  
CRI 82  
Milky White



**6W**  
#55005  
2700 K  
CRI 82  
Frosted

# All Glass Body Candle LED Torpedo

**Dimmable**

### Product Description

With a clear all glass body these lamps cast light in all directions, including down. Light is properly centered so chandeliers and shaded fixtures illuminate with no shadowing or dark spots. Available in clear, amber, milky white and frosted.

### Features

- **Dimmable**
- True 25W, 40W and 60W replacement
- Non-flickering
- Available in Medium Base E12
- No UV / No IR
- Instant-on

### Construction

Aluminum Housing  
Glass Lens  
E12 Base

Item No.	Form	Lens	Input	Base	Watts	CCT	Lumens	Rated Life (hrs)	CRI	Beam Angle	Dimming
41067	Torpedo	Clear	120V	E12	2W	2700K	200	30,000	82	360	Yes
41063	Torpedo	Clear	120V	E12	4W	2700K	400	30,000	82	360	Yes
41148	Torpedo	Clear	120V	E12	2W	2200K	200	30,000	92	360	Yes
42055	Torpedo	Clear	120V	E12	4W	2200K	400	30,000	92	360	Yes
41144	Torpedo	Amber	120V	E12	2W	2700K	200	30,000	82	360	Yes
41143	Torpedo	Amber	120V	E12	4W	2700K	400	30,000	82	360	Yes
55000	Torpedo	Clear	120V	E12	6W	2700K	550	30,000	82	360	Yes
55001	Torpedo	Clear	120V	E12	6W	2200K	550	30,000	92	360	Yes
55004	Torpedo	White	120V	E12	6W	2700K	550	30,000	82	360	Yes
55005	Torpedo	Frosted	120V	E12	6W	2700K	550	30,000	82	360	Yes



**2W**  
**#41116**



**4W**  
**#41117**



**2W**  
**#42002**  
**Amber**



**4W**  
**#42003**  
**Amber**



**2W**  
**#41167**  
**2200 K**  
**CRI 92**  
**Very Warm White**



**4W**  
**#41168**  
**2200 K**  
**CRI 92**  
**Very Warm White**



**6W**  
**#55002**  
**2200 K**  
**CRI 92**  
**Very Warm White**



**6W**  
**#55003**  
**2700 K**  
**CRI 82**  
**Warm White**

# Candle Flame Tip

**Dimmable**

### Product Description

Available in a clear lens these lamps cast light in all directions, including down. Light is properly centered so chandeliers and shaded fixtures illuminate with no shadowing or dark spots.

### Features

- 30,000 hrs rated life
- **Dimmable**
- 200, 400, 550 lumens
- 360 degree lighting
- 2700k warm white and 2200 very warm white
- No UV / No IR

### Construction

Aluminum Housing  
Glass Lens  
E12 Base

Item No.	Form	Lens	Input	Base	Watts	CCT	Lumens	Rated Life (hrs)	CRI	Beam Angle	Dimming
41116	Flame Tip	Clear	120V	E12	2W	2700K	200	30,000	82	360	Yes
41117	Flame Tip	Clear	120V	E12	4W	2700K	400	30,000	82	360	Yes
42002	Flame Tip	Amber	120V	E12	2W	2700K	200	30,000	82	360	Yes
42003	Flame Tip	Amber	120V	E12	4W	2700K	400	30,000	82	360	Yes
41167	Flame Tip	Clear	120V	E12	2W	2200K	200	30,000	92	360	Yes
41168	Flame Tip	Clear	120V	E12	4W	2200K	400	30,000	92	360	Yes
55002	Flame Tip	Clear	120V	E12	6W	2200K	550	30,000	92	360	Yes
55003	Flame Tip	Clear	120V	E12	6W	2700K	550	30,000	82	360	Yes



**2W**  
#41102  
2700K



**4W**  
#41098  
2700K



**6W**  
#41100  
2700K



**8W**  
#42081  
2700K



**6W**  
#42074  
22 00K  
Very Warm White



**2W**  
#41104  
Amber



**4W**  
#41099  
Amber



**6W**  
#41101  
Amber



**8W**  
#42004  
Amber

# ST-64 Clear and Amber

**Dimmable**

### Product Description

This vintage looking light bulb is in the form of the historic original Edison light bulb. This nostalgic bulb is great for chandeliers and sconces. Although this bulb appears antique it uses linear LED filaments and is incredibly energy efficient.

### Features

- 30,000 hrs rated life
- **Dimmable**
- 200, 400, 600, 800 lumens
- 360 degree lighting
- 2700k warm white
- No UV / No IR

### Construction

Aluminum Housing  
Clear Glass Lens  
E26 Base



Item No.	Form	Lens	Input	Base	Watts	CCT	Lumens	Rated Life (hrs)	CRI	Beam Angle	Dimming
41102	ST-64	Clear	120V	E26	2W	2700K	200	30,000	80	360	Yes
41098	ST-64	Clear	120V	E26	4W	2700K	400	30,000	80	360	Yes
41100	ST-64	Clear	120V	E26	6W	2700K	600	30,000	80	360	Yes
42081	ST-64	Clear	120V	E26	8W	2700K	800	30,000	80	360	Yes
42074	ST-64	Clear	120V	E26	6W	2200K	600	30,000	92	360	Yes
41104	ST-64	Amber	120V	E26	2W	2700K	200	30,000	80	360	Yes
41099	ST-64	Amber	120V	E26	4W	2700K	400	30,000	80	360	Yes
41101	ST-64	Amber	120V	E26	6W	2700K	600	30,000	80	360	Yes
42004	ST-64	Amber	120V	E26	8W	2700K	800	30,000	80	360	Yes





# T-30 LED

**Dimmable**

### Product Description

This tubular LED lamp uses linear LED filaments. Comes in various wattages. Energy saving.

### Features

- 30,000 hrs rated life
- **Dimmable**
- 200, 400, 600, 800 lumens
- 360 degree lighting
- 2700k warm white
- No UV / No IR

### Construction

Aluminum Housing  
Glass Lens  
E26 Base

Item No.	Form	Lens	Input	Base	Watts	CCT	Lumens	Rated Life (hrs)	CRI	Beam Angle	Dimming
41118	T-30 Short	Clear	120V	E26	2W	2700k	200	30,000	82	360	<b>Yes</b>
41095	T-30	Clear	120V	E26	4W	2700K	400	30,000	82	360	<b>Yes</b>
41119	T-30 Short	Clear	120V	E26	4W	2700k	400	30,000	82	360	<b>Yes</b>
41105	T-30	Clear	120V	E26	6W	2700K	600	30,000	82	360	<b>Yes</b>
42117	T-30 Short	Clear	120V	E26	6W	2700k	600	30,000	82	360	<b>Yes</b>
42075	T30	Clear	120V	E26	6W	2200K	600	30,000	92	360	<b>Yes</b>
42103	T30	Milky	120V	E26	6W	2700K	600	30,000	92	360	<b>Yes</b>
42007	T-30	Clear	120V	E26	8W	2700K	800	30,000	82	360	<b>Yes</b>





**4W**

ITEM# 41068



**5W**

ITEM# 41069



**6W**

ITEM# 41070



**7W**

ITEM# 41181



**8W**

ITEM# 41145



**6W**

ITEM# 42045  
**Amber**



**6W**

ITEM# 42073  
Very Warm White

# A19 LED Multi-Filament All Glass Body

**Dimmable**

## Product Description

Spotlite Filament LED Lamps provide a 360 degree beam angle. These lamps continue the more than 100 years of tradition of preferring incandescent bulbs. Delivering incandescent-like sparkling light effects. Lighting in the hospitality industry, as well as home environments. These lamps employ Multi-Linear LED filaments.

## Features

- True 40W, 50W, 60W, 75W, 100W replacement
- Non-flickering
- Available in Medium Base – E26
- No UV / No IR
- Instant-on

## Construction

Aluminum Housing  
Clear Glass Lens  
E26 Base

## Amber Lens Impact

The amber lens reduces the color temperature by 200K. Therefore 2700K will appear as 2500K.

Item No.	Form	Lens	Input	Base	Watts	CCT	Lumens	Rated Life (hrs)	CRI	Beam Angle	Dimming
41068	A19	Clear	120V	E26	4W	2700K	400	30,000	82	360	Yes
41069	A19	Clear	120V	E26	5W	2700K	500	30,000	82	360	Yes
41070	A19	Clear	120V	E26	6W	2700K	600	30,000	82	360	Yes
41181	A19	Clear	120V	E26	7W	2700K	800	30,000	82	360	Yes
41145	A19	Clear	120V	E26	8W	2700K	900	30,000	82	360	Yes
42045	A19	Amber	120V	E26	6W	2700K	600	30,000	82	360	Yes
42073	A19	Clear	120V	E26	6W	2200K	600	30,000	92	360	Yes



**2W**  
# 41080  
2 inch Globe  
E12 Base



**4W**  
# 42078  
2 inch Globe  
E12 Base  
Very Warm White



**4W**  
# 41083  
2 inch Globe  
E12 Base



**2W**  
# 41120  
2 inch Globe  
E26 Base



**4W**  
# 41121  
2 inch Globe  
E26 Base



**4W**  
# 41084  
3 inch Globe  
E26 Base



**4W**  
# 41081  
4 inch Globe  
E26 Base



**5W**  
# 42077  
4 inch Globe  
E26 Base



**5W**  
# 41082  
5 inch Globe  
E26 Base



**6W**  
# 42076  
5 inch Globe  
E26 Base  
Very Warm White

# Globe Filament

**Dimmable**

## Product Description

Spotlite Filament LED Lamps provide a 360 degree beam angle. This lamp continues the more than 100 years of tradition of preferring incandescent bulbs. Delivering incandescent-like sparkling light effects, LED Filament bulbs are ideal for general and decorative lighting in the hospitality industry, as well as home environments. The lamp employs linear LED filaments.

## Features

- True 25W, 40W, 50W replacement
- Non-flickering
- No UV / No IR
- Instant-on

Item No.	Form	Lens	Input	Base	Watts	CCT	Lumens	Rated Life (hrs)	CRI	Beam Angle	Dimming
41080	G16.5 2 in	Clear	120V	E12	2W	2700K	200	30,000	82	360	Yes
42078	G16.5 2 in	Clear	120V	E12	4W	2200K	400	30,000	92	360	Yes
41083	G16.5 2 in	Clear	120V	E12	4W	2700K	400	30,000	82	360	Yes
41120	G16.5 2 in	Clear	120V	E26	2W	2700K	200	30,000	82	360	Yes
41121	G16.5 2 in	Clear	120V	E26	4W	2700K	400	30,000	82	360	Yes
41084	G25 3 in	Clear	120V	E26	4W	2700K	400	30,000	82	360	Yes
41081	G40 4 in	Clear	120V	E26	5W	2700K	500	30,000	82	360	Yes
42077	G95 4 in	Clear	120V	E26	5W	2200K	500	30,000	92	360	Yes
41082	G60 5 in	Clear	120V	E26	5W	2700K	500	30,000	82	360	Yes
42076	G125 5 in	Clear	120V	E26	6W	2200K	600	30,000	92	360	Yes

S

SPOTLITE-USA

SPOTLITE  
**AMERICA  
CORPORATION**  
3691 Lenawee Ave.  
Los Angeles, CA 90016  
T: +1 310-829-0200  
[www.spotlite-usa.com](http://www.spotlite-usa.com)

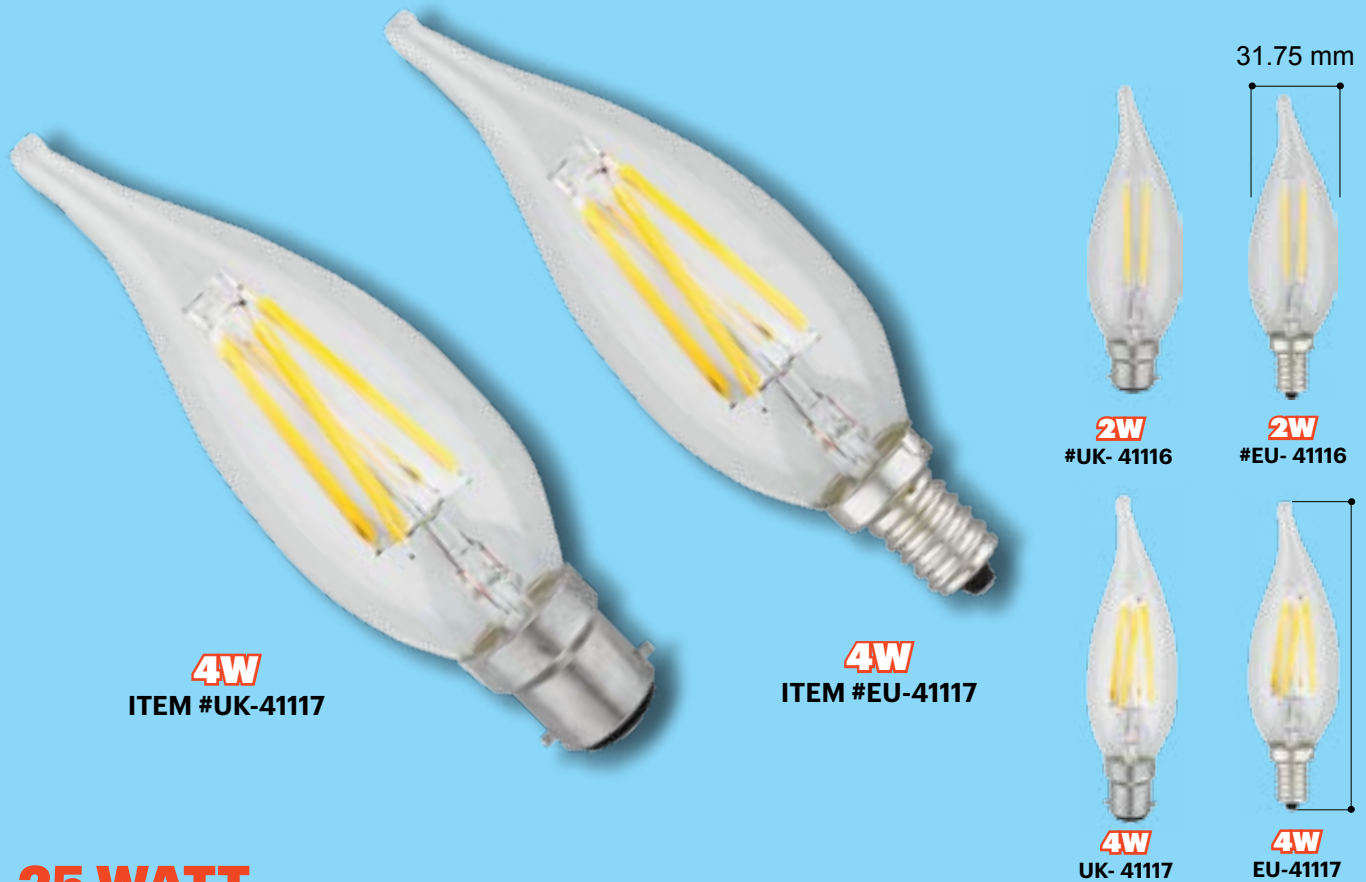


S

SPOTLITE-USA



**SPOTLITE'S BEST SELLERS  
220 VOLTS COLLECTION**



**25 WATT**

**40 WATT** Halogen Equivalent

**Candle Flame Tip Short & Slim**

**Dimmable**

#### Product Description

Available in a clear lens these lamps cast light in all directions, including down. Light is properly centered so chandeliers and shaded fixtures illuminate with no shadowing or dark spots.

#### Description du produit

Disponible en lentille transparente, cette lampe envoie la lumière dans toutes les directions et même vers le bas. La lumière est parfaitement centrée de façon à ce que le chandelier et les attaches illuminent sans ombre ni points sombres.

#### Produktbeschreibung

Erhältlich mit klarer Linse erlaubt es dem Licht in alle Richtungen zu streuen, einschließlich nach unten. Das Licht ist so zentriert, dass Kerzenleuchter und Lampenschirme den Raum ohne Schatten oder dunkle Punkte beleuchten.

#### Descrizione Del Prodotto

Disponibile in lenti chiare queste luci diffondono la luce in tutte le direzioni, incluso il basso. La luce è stata correttamente posizionata cosicché i candelabri e gli apparecchi di illuminazione schermati illuminano senza ombre o macchie scure.

Item No.	Form	Lens	Input	Base	Watts	CCT	Lumens	Rated Life (hrs)	CRI	Beam Angle	Dimming
UK-41116	Flame Tip	Clear	220V	B15	2W	2700K	200	30,000	82	360	Yes
EU-41116	Flame Tip	Clear	220V	E14	2W	2700K	200	30,000	82	360	Yes
UK-41117	Flame Tip	Clear	220V	B15	4W	2700K	400	30,000	82	360	Yes
EU-41117	Flame Tip	Clear	220V	E14	4W	2700K	400	30,000	82	360	Yes



**25 WATT**

**40 WATT** Halogen Equivalent

# All Glass Body Candle LED Torpedo

**Dimmable**

## Product Description

With a clear all glass body these lamps cast light in all directions, including down. Light is properly centered so chandeliers and shaded fixtures illuminate with no shadowing or dark spots.

## Description du produit

Avec un corps tout verre et clair, cette lampe envoie la lumière dans toutes les directions et même vers le bas. La lumière est parfaitement centrée de façon à ce que le chandelier et les attaches illuminent sans ombre ni points sombre.

## Produktbeschreibung

Diese Lampen besitzen einen klaren Glaskörper und erlauben es somit dem Licht in alle Richtungen zu streuen, einschließlich nach unten. Das Licht ist so zentriert, dass Kerzenleuchter und Lampenschirme den Raum ohne Schatten oder dunkle Punkte beleuchten.

## Descrizione Del Prodotto

Con intero corpo in vetro queste lampade diffondono la luce in tutte le direzioni, incluso il basso. La luce è stata correttamente posizionata cosicché i candelabri e gli apparecchi di illuminazione schermati illuminano siano senza ombre o macchie scure.

Item No.	Form	Lens	Input	Base	Watts	CCT	Lumens	Rated Life (hrs)	CRI	Beam Angle	Dimming
UK-41067	Torpedo	Clear	220V	B15	2W	2700K	200	30,000	82	360	Yes
EU-41067	Torpedo	Clear	220V	E14	2W	2700K	200	30,000	82	360	Yes
UK-41063	Torpedo	Clear	220V	B15	4W	2700K	400	30,000	82	360	Yes
EU-41063	Torpedo	Clear	220V	E14	4W	2700K	400	30,000	82	360	Yes





**40 WATT, 60 WATT,  
80 WATT, 100 WATT** Halogen Equivalent  
**A19 LED Multi-Filament  
All Glass Body**

**Dimmable**

**Product Description**

Spotlite Filament LED Lamps provide a 360 degree beam angle. These lamps continue the more than 100 years of tradition of preferring incandescent bulbs. Delivering incandescent-like sparkling light effects. Lighting in the hospitality industry, as well as home environments. These lamps employ Multi-Linear LED filaments.

**Description du produit**

Lampes LED à filament Spotlite offrent un angle de faisceau à 360 degrés. Ces lampes sont traditionnellement, depuis plus de 100 ans, les favorites des ampoules à incandescence. Diffusant une luminosité ayant un effet de lumière étincelante. Utilisées aussi bien dans le milieu hospitalier qu'à la maison. Ces lampes emploient des filaments LED multi-linéaires.

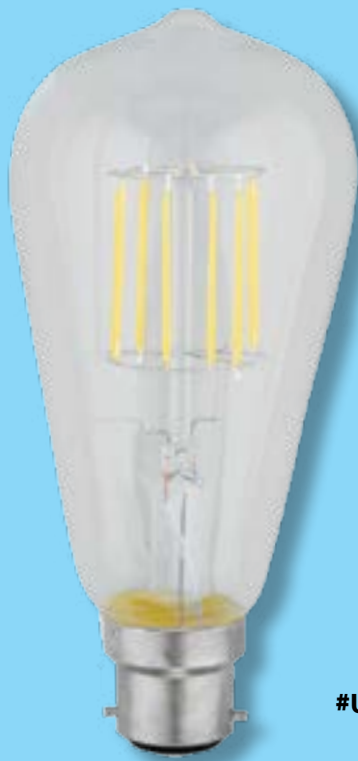
**Produktbeschreibung**

Spotlite Filament LED Lampen bieten einen 360 Grad Abstrahlwinkel. Diese Lampen folgen der 100-jährigen Tradition der bevorzugten Verwendung von traditionellen Glühbirnen. Sie bieten Glühbirnen ähnliche funkelnde Lichteffekte. Sowohl für Beleuchtung in der Gastronomie als auch im privaten Umfeld geeignet. Diese Lampen sind mit multi-linearen LED-Glühdrähten ausgestattet.

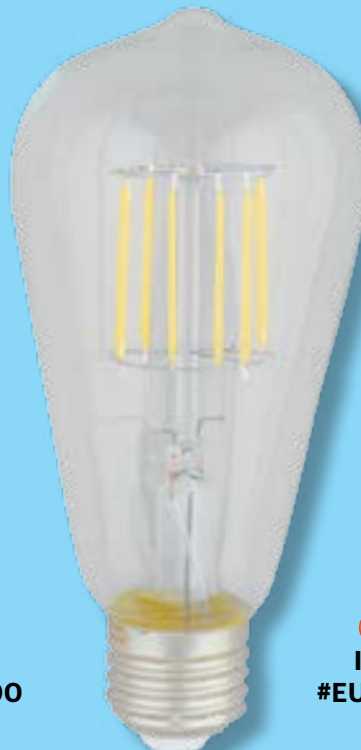
**Descrizione Del Prodotto**

Le lampade Spotlite con filament LED forniscono un angolo di fascio di 360 gradi. Queste lampade continuano una traduzione di oltre 100 anni di lampadine incandescenti preferite. Fornisce effetti di luce scintillante incandescente. Illuminazione nel settore ricettivo, così come ambienti domestici. Queste lampade utilizzano filamenti LED multi-lineari.

Item No.	Form	Lens	Input	Base	Watts	CCT	Lumens	Rated Life (hrs)	CRI	Beam Angle	Dimming
UK-41068	A19	Clear	220V	B22	4W	2700K	400	30,000	82	360	Yes
EU-41068	A19	Clear	220V	E27	4W	2700K	400	30,000	82	360	Yes
UK-41070	A19	Clear	220V	B22	6W	2700K	600	30,000	82	360	Yes
EU-41070	A19	Clear	220V	E27	6W	2700K	600	30,000	82	360	Yes
UK-41181	A19	Clear	120V	B22	7W	2700K	800	30,000	82	360	Yes
EU-41181	A19	Clear	120V	E27	7W	2700K	800	30,000	82	360	Yes
UK-41145	A19	Clear	220V	B22	8W	2700K	800	30,000	82	360	Yes
EU-41145	A19	Clear	220V	E27	8W	2700K	800	30,000	82	360	Yes



**6W**  
**ITEM**  
**#UK-41100**



**6W**  
**ITEM**  
**#EU-41100**

65 mm  
Diameter



136.525 MM

## **60 WATT** Halogen Equivalent **ST-64 Clear**

**Dimmable**

### Product Description

Spotlite Filament LED Lamps provide a 360 degree beam angle. These lamps continue the more than 100 years of tradition of preferring incandescent bulbs. Delivering incandescent-like sparkling light effects. Lighting in the hospitality industry, as well as home environments. These lamps employ Multi-Linear LED filaments.

### Description du produit

Lampes LED à filament Spotlite offrant un angle de faisceau à 360 degrés. Ces lampes sont traditionnellement, depuis plus de 100 ans, les favorites des ampoules à incandescence. Diffusant une luminosité ayant un effet de lumière étincelante. Utilisées aussi bien dans le milieu hospitalier qu'à la maison. Ces lampes emploient des filaments LED multi-linéaires.

### Produktbeschreibung

Diese Vintage-Glühbirne hat die gleiche Form der historischen Original-Glühbirne von Edison. Diese nostalgische Glühbirne ist ideal für Kronleuchter und Wandlampen. Auch wenn diese Glühbirne ein antikes Design hat, ist sie mit linearen LED-Glühdrähten ausgestattet und somit unglaublich energieeffizient.

### Descrizione Del Prodotto

Questa lampadina dalla forma d'epoca riproduce la forma della lampadina originale di Edison. La lampadina nostalgica è di grande effetto per lampadari ed applique. Sebbene questa lampadina appare d'epoca usa lineamenti lineari LED ed è ad incredibile alta efficienza energetica.

Item No.	Form	Lens	Input	Base	Watts	CCT	Lumens	Rated Life (hrs)	CRI	Beam Angle	Dimming
UK-41100	ST-64	Clear	220V	B22	6W	2700K	600	30,000	80	360	Yes
EU-41100	ST-64	Clear	220V	E27	6W	2700K	600	30,000	80	360	Yes



**2W** ITEM #UK-41080



**2W** ITEM #EU-41080

## **25 WATT** Halogen Equivalent **G16.5 2 Inch Globe**

**Dimmable**

### Product Description

Spotlite Filament LED Lamps provide a 360 degree beam angle. This lamp continues the more than 100 years of tradition of preferring incandescent bulbs. Delivering incandescent-like sparkling light effects, LED Filament bulbs are ideal for general and decorative lighting in the hospitality industry, as well as home environments. The lamp employs linear LED filaments.

### Description du produit

Lampe LED à filament Spotlite offrant un angle de faisceau à 360 degrés. Ces lampes sont traditionnellement, depuis plus de 100 ans, les favorites des ampoules à incandescence. Diffusant une luminosité ayant un effet de lumière étincelante. Utilisées aussi bien dans le milieu hospitalier qu'à la maison de façon décorative ou générale. Ces lampes emploient des filaments LED multi-linéaires.


### Produktbeschreibung

Spotlite Filament LED Lampen bieten einen 360 Grad Abstrahlwinkel. Diese Lampen folgen der 100-jährigen Tradition der bevorzugten Verwendung von traditionellen Glühbirnen. Diese LED-Glühbirnen mit Glühdrähten bieten ähnliche funkelnde Lichteffekte wie traditionelle Glühbirnen und sind ideal für allgemeine und dekorative Beleuchtung in der Gastronomie als auch im privaten Umfeld. Diese Lampen sind mit linearen LED-Glühdrähten ausgestattet.

### Descrizione Del Prodotto

Le lampade Spotlite con filamenti LED forniscono un angolo di fascio di 360 gradi. Questa lampada continua una traduzione di oltre 100 anni di lampadine incandescenti preferite. Fornendo effetti di luce scintillante incandescente, le lampadine a filamenti LED sono ideali per illuminazione generale e decorativa nel settore ricettivo, così come in ambienti domestici. La lampada a LED utilizza filamenti lineari.

Item No.	Form	Lens	Input	Base	Watts	CCT	Lumens	Rated Life (hrs)	CRI	Beam Angle	Dimming
UK-41080	G16.5	Clear	220V	B15	2W	2700K	200	30,000	82	360	Yes
EU-41080	G16.5	Clear	220V	E14	2W	2700K	200	30,000	82	360	Yes



**40 WATT** Halogen Equivalent  
**T-30 LED**

**Dimmable**

**Product Description**

This tubular LED lamp uses linear LED filaments. Comes in various wattages. Energy saving.

**Description du produit**

Cette lampe LED tubulaire utilise des filaments linéaires. Existe en différents watt. Economie d'énergie.

**Produktbeschreibung**

Diese röhrenförmige LED-Lampe ist mit linearen LED-Glühlampen ausgestattet. Verfügbar in verschiedenen Wattleistungen. Energiesparend.

**Descrizione Del Prodotto**

Questa lampada tubolare a LED usa filamenti lineari LED. Disponibile in vari voltaggi. Per il risparmio energetico

Item No.	Form	Lens	Input	Base	Watts	CCT	Lumens	Rated Life (hrs)	CRI	Beam Angle	Dimming
UK-41095	T-30	Clear	220V	B22	4W	2700K	400	30,000	82	360	Yes
EU-41095	T-30	Clear	220V	E27	4W	2700K	400	30,000	82	360	Yes

S

SPOTLITE-USA

SPOTLITE  
**AMERICA  
CORPORATION**  
3691 Lenawee Ave  
Los Angeles, CA 90016  
T: +1 310-829-0200  
[www.spotlite-usa.com](http://www.spotlite-usa.com)



