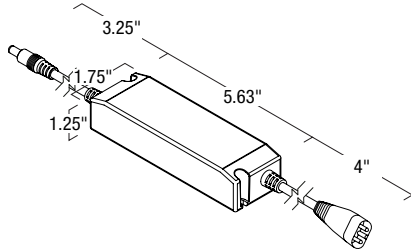


24V Standard LED Tape Light Drivers

30W 24V Class II Hardwire Electronic LED Driver

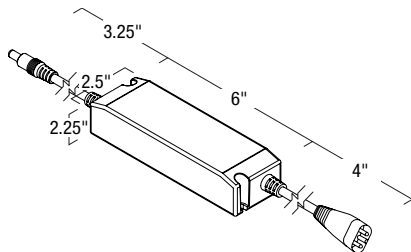
Allows hardwiring Tape Light run by using NUSP-JBox. Can also be converted into direct plug-in driver by using NRA-6035. Non-Dimmable.



NATL-530HW: 24V 30W Class II Hardwire Driver

60W 24V Class II Hardwire Electronic LED Driver

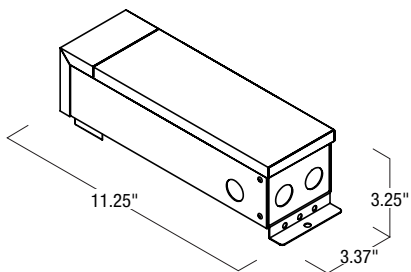
Allows hardwiring Tape Light run by using NUSP-JBox. Can also be converted into direct plug-in driver by using NRA-6035. Non-Dimmable.



NATL-560HW: 24V 60W Class II Hardwire Driver

100W 24V Class II Hardwire Electronic LED Driver

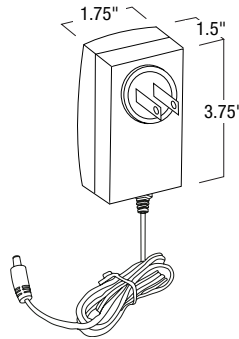
Allows hardwiring Tape Light run. Includes 10' power line connector (NALTL-10). Non-Dimmable.



NATL-5100HW: 24V 100W C2 Hardwire Driver

24V Direct Plug-In LED Drivers

Allows direct connection a wall outlet with 6' cord and plug. Non-Dimmable.

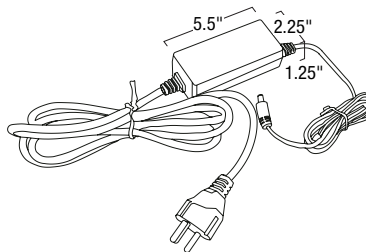


NATL-524: 24V 24W Direct Plug-In LED Driver

NATL-545: 24V 45W Direct Plug-In LED Driver

96W 24V Direct Plug-In LED Driver

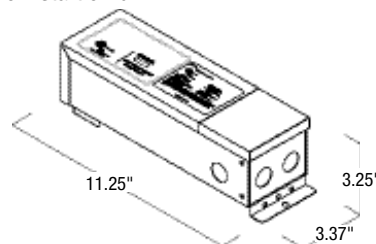
Allows direct connection a wall outlet with 5' cord and plug and 44" power line connector. Non-Dimmable.



NATL-596: 24V 96W Class II Direct Plug-In LED Driver

24V Class II Dimmable Hardwire LED Driver

Allows hardwiring Tape Light run and dimming with Magnetic Low Voltage Dimmer. Includes 10' power line connector (NALTL-10). Manual reset thermal circuit - secondary side. Integral regulator for constant current and voltage. Can be mounted 30' from start of run.



NMT-48/24C2D1: 120V/24V 48W C2 Dimm. Driver

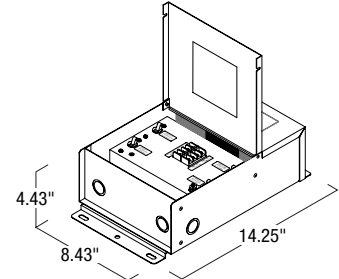
NMT-48/24C2D2: 277V/24V 48W C2 Dimm. Driver

NMT-96/24C2D1: 120V/24V 96W C2 Dimm. Driver

NMT-96/24C2D2: 277V/24V 96W C2 Dimm. Driver

300W 24V Class II Dimmable Hardwire LED Driver

Includes three 100W breakers, which allows hardwiring three Tape Light runs and dimming with Magnetic Low Voltage Dimmer. Includes (3) 10' power line connector (NALTL-10). Manual reset thermal circuit - secondary side. Integral regulator for constant current and voltage. Can be mounted 30' from start of run.



NMT-303/24C2D1: 120V/24V 300W C2 Dimm. Driver

NMT-303/24C2D2: 277V/24V 300W C2 Dimm. Driver