

adorne® collection
www.adornemyhome.com



SWITCHES, DIMMERS,
OUTLETS, & ACCESSORIES

DECORATIVE WALL PLATES

UNDER-CABINET
LIGHTING & POWER SYSTEM

WI-FI LIGHTING SYSTEMS
FOR THE HOME



Legrand, North America

60 Woodlawn Street
West Hartford, CT 06110
1.877.BY.LEGRAND (295.3472)
www.legrand.us

570 Applewood Crescent
Vaughan, Ontario L4K 4B4
905.738.9195
www.legrand.ca

©2016 Legrand. All Rights Reserved. PN CT11797 80K - KP - 01/16

designed to be better.™



designed to be better.™



IT'S JUST A
LIGHT SWITCH.
LIKE PARIS
IS JUST A CITY.



TABLE OF CONTENTS



02 INTRO TO ADORNE

- Design Inspiration
- Product Overview



08 SWITCHES, DIMMERS, OUTLETS, & ACCESSORIES

- Overview
- Switches & Dimmers
- Outlets
- Illumination Accessories
- Connectivity



28 WALL PLATES

- Overview
- Hubbardton Forge®
- Cast Metals
- Real Materials
- Plastics



40 UNDER-CABINET LIGHTING SYSTEM

- Overview
- Modular Tracks
- Control Boxes
- Lighting
- Accessories



50 WI-FI LIGHTING SYSTEM FOR THE HOME

- Wi-Fi Lighting System
- Wi-Fi Ready Switches and Dimmers
- Accessories



58 MORE INFORMATION

- Customer Tools and Support
- Index

IT'S TIME FOR A BEAUTIFUL SWITCH

The adorne collection makes life simply beautiful. It starts with stylishly smart switches, dimmers, outlets, and wall plates that merge an awe-inspiring array of styles and finishes with a high tech wow factor that's easy to get used to. You'll soon discover why adorne makes it a delight to hit the lights.



adorne's under-cabinet system seamlessly blends lighting, power, and music into a simple recipe for a state of the art, clutter-free kitchen. See how to keep every modern convenience (like our innovative iPad and iPhone USB chargers) close at hand but ingeniously tucked away. Bluetooth connectivity, hidden power outlets, and a plug and play music system are just a few of the key ingredients for your infinitely flexible kitchen.

Finally, the adorne collection brings Wi-Fi control to video intercom, music, and Wi-Fi lighting with its range of home system solutions. It's the kind of innovation that at first seems luxurious, but soon makes you wonder how you ever lived without.

Simply put, the adorne collection brings a new world of convenience — and a stylish finishing touch — to any space.





TRADITIONAL



COTTAGE



CONTEMPORARY

TURN ON YOUR STYLE

The adorne collection offers solutions to match any taste — finishes to fit any personality. Whether you favor the clean lines of modern design, or cozy, cottage-style comfort, or even the classic elegance of a more traditional style, adorne is built to fit.

Take your pick of white or magnesium switches, dimmers, and outlets, and match them with a wide array of wall plate options. You'll find everything from lush natural woods, metals, and leather to a brilliant spectrum of colorful solids. Watch these usually forgotten finishing touches transform your walls from blah to breathtaking, letting the personality of your design shine through.

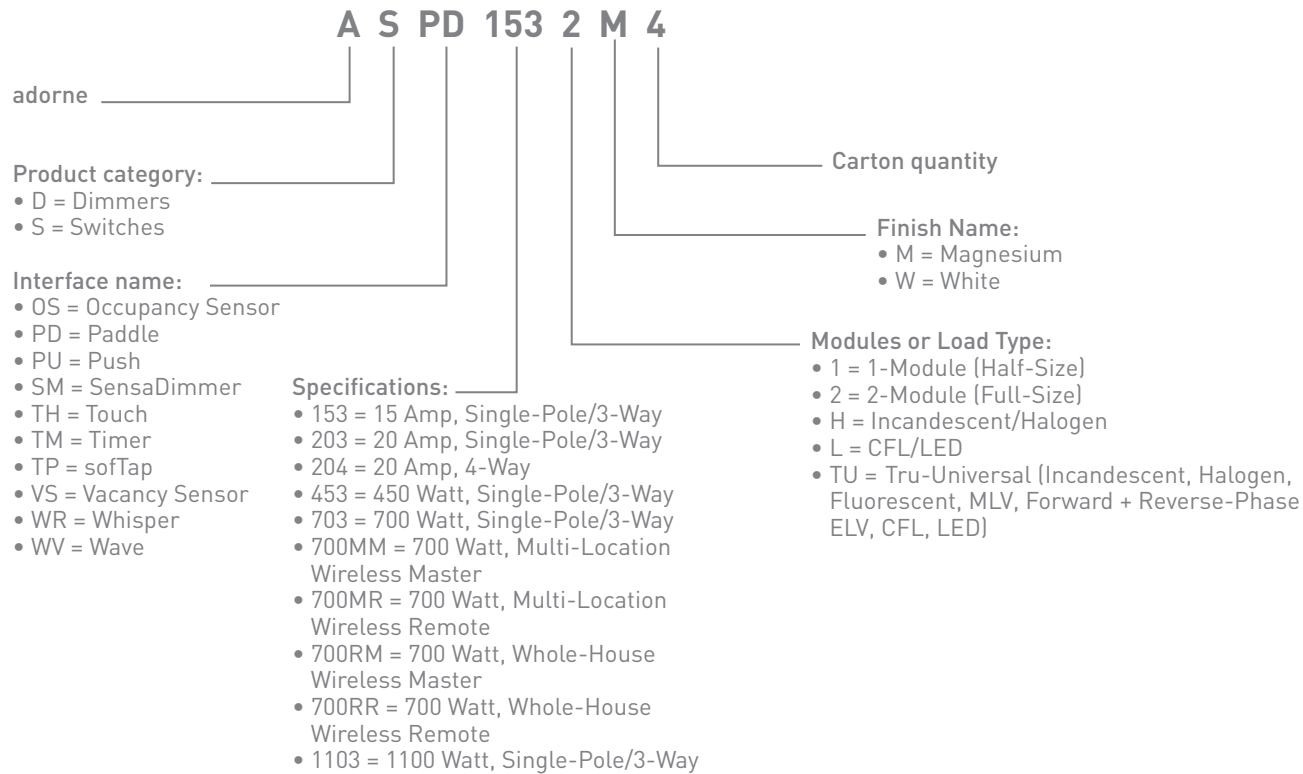
And how about the kitchen? Striking the right balance between practicality and style is always a challenge—whether traditional, contemporary, cottage, or otherwise. By tucking modular power outlets, lighting options, and music under the cabinets, adorne keeps counters and backsplashes uncluttered and puts the kitchen of your dreams in the most flattering light.

The adorne collection's range of high tech, high style solutions combines accessible, flexible, and smart designs to inspire creativity and enliven your living spaces to a whole new level.

The adorne Collection features an intelligent part numbering structure to aid in product selection. Each character in the part number represents a specific product feature. All adorne part numbers begin with the letter A to indicate that they are part of the adorne collection.

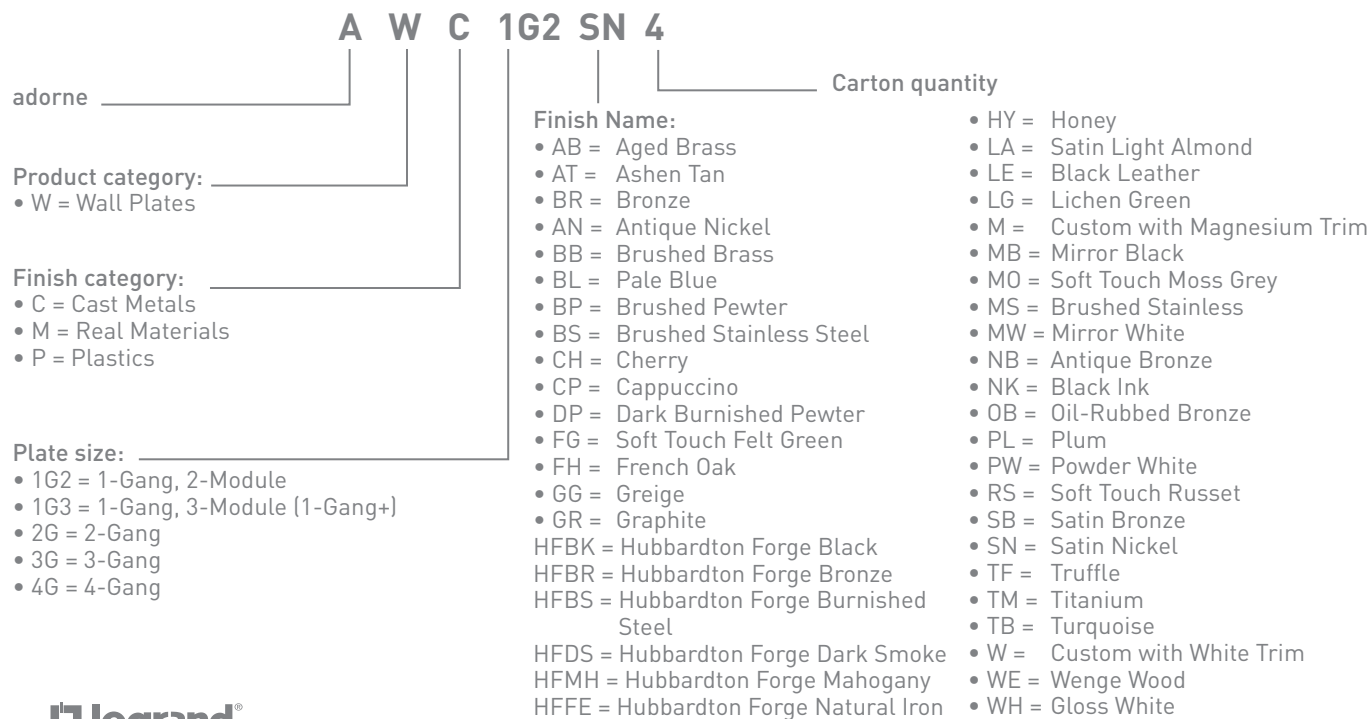
Example for: Switches and Dimmers

Paddle Switch, 2-Module, 15A, Magnesium



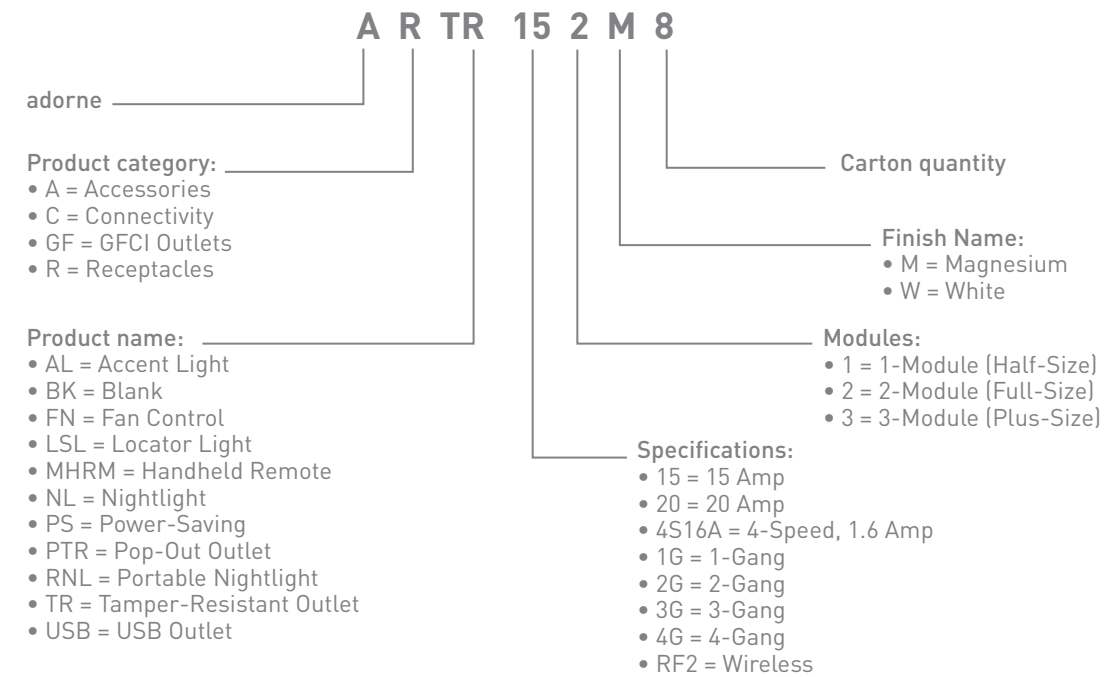
Example for: Wall Plates

Satin Nickel 1-Gang, 2-Module Wall Plate



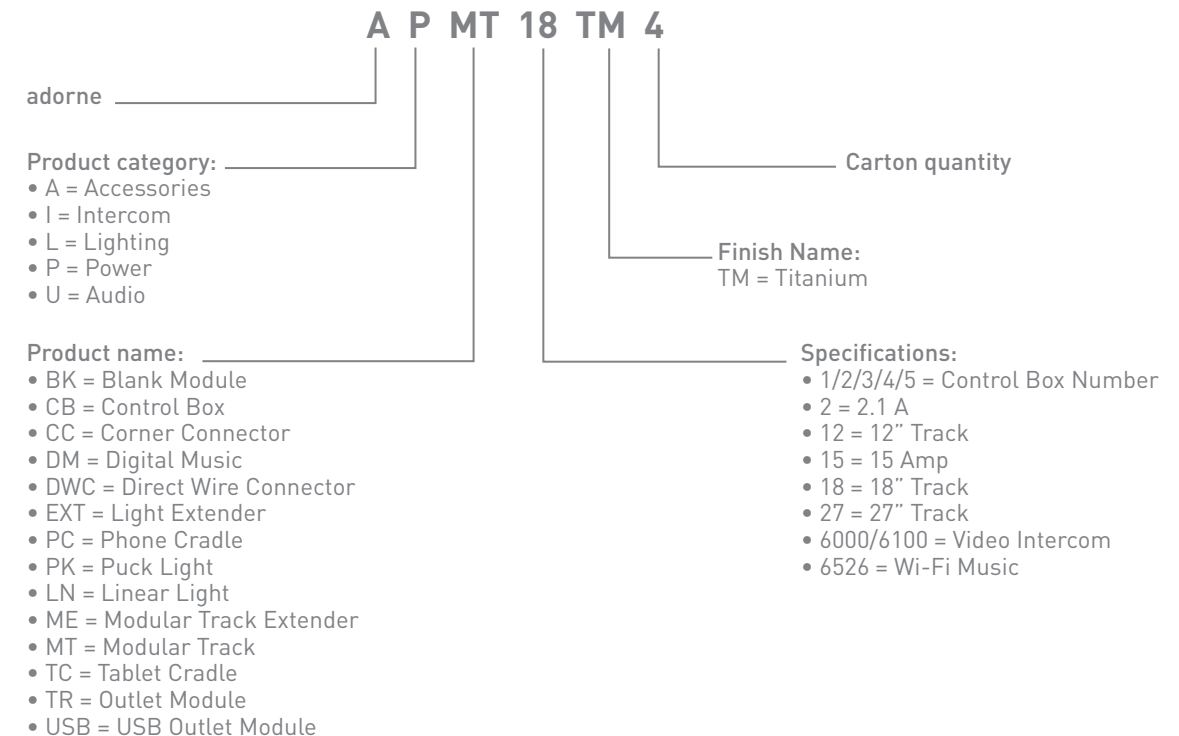
Example for: Outlets and Accessories

Tamper-Resistant Outlet, 15A, 2-Module



Example for: Under-Cabinet Lighting System & Wireless Systems for the Home

18" Modular Track





PLUG IN TO
YOUR
CREATIVE
OUTLET

SWITCHES, DIMMERS, OUTLETS, & ACCESSORIES



10	Overview
14	Switches & Dimmers
22	Outlets
24	Illumination Accessories
26	Connectivity



The adorne Frame System

The frame is the foundation upon which the adorne modular system is built. It is manufactured with high-strength galvanized metal and includes a ground wire.

Frames include plastic spacers. The spacers remain in place for devices with 2-Module backbodies. They must be removed for devices with 3-Module backbodies, such as dimmers and GFCI outlets.

The frame completes the enclosure, providing a safe installation during the construction phase and allowing the wall plate to be installed at the end of the project.

Each frame includes a leaded ground that supports the full adorne system. Most switches, outlets, and wall plates (including cast metals) are automatically grounded to the frame, saving time and ensuring a safe and reliable ground path.



1-Gang, 2-Module with Spacers

1-Gang, 3-Module without Spacers

2-Gang with Spacers

3-Gang with Spacers

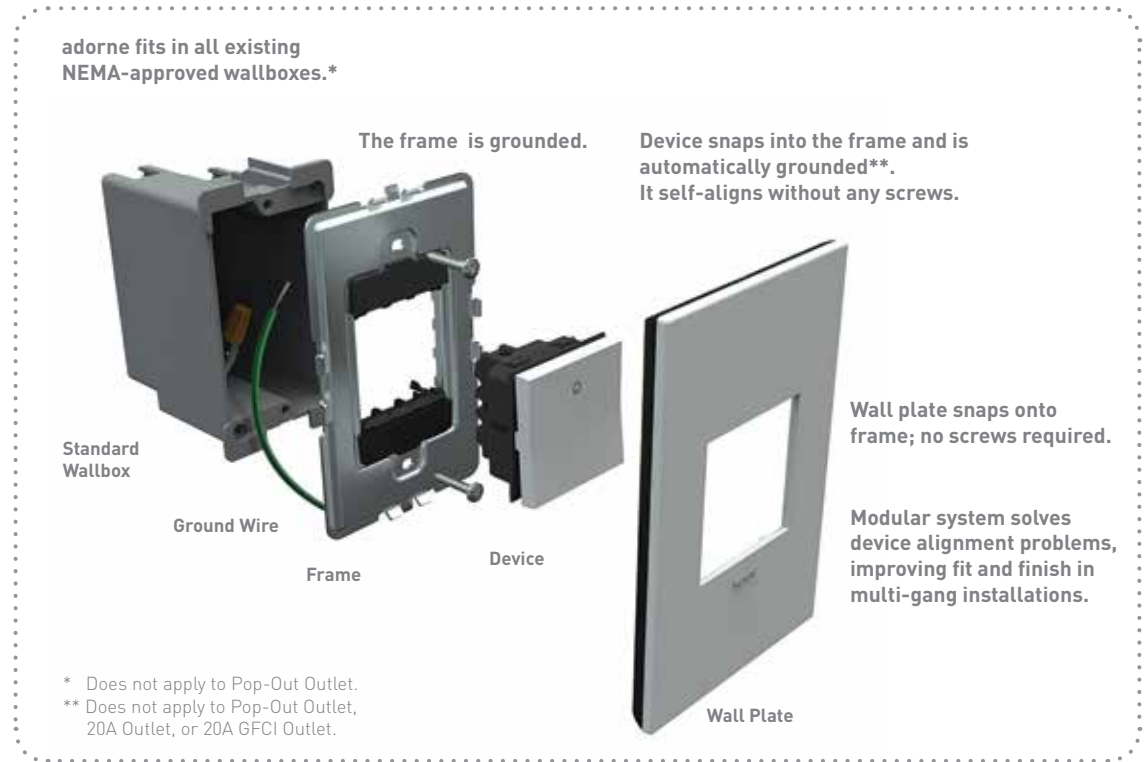
4-Gang with Spacers

5-Gang with Spacers

6-Gang with Spacers

The adorne Modular System


Complete versatility and unmatched flexibility



Devices simply snap into the frame from the front. During installation, screw the frame to the box, then pull the wires through the frame and wire the device. Then, simply snap the device into the frame.



Modular Unit Dimensions



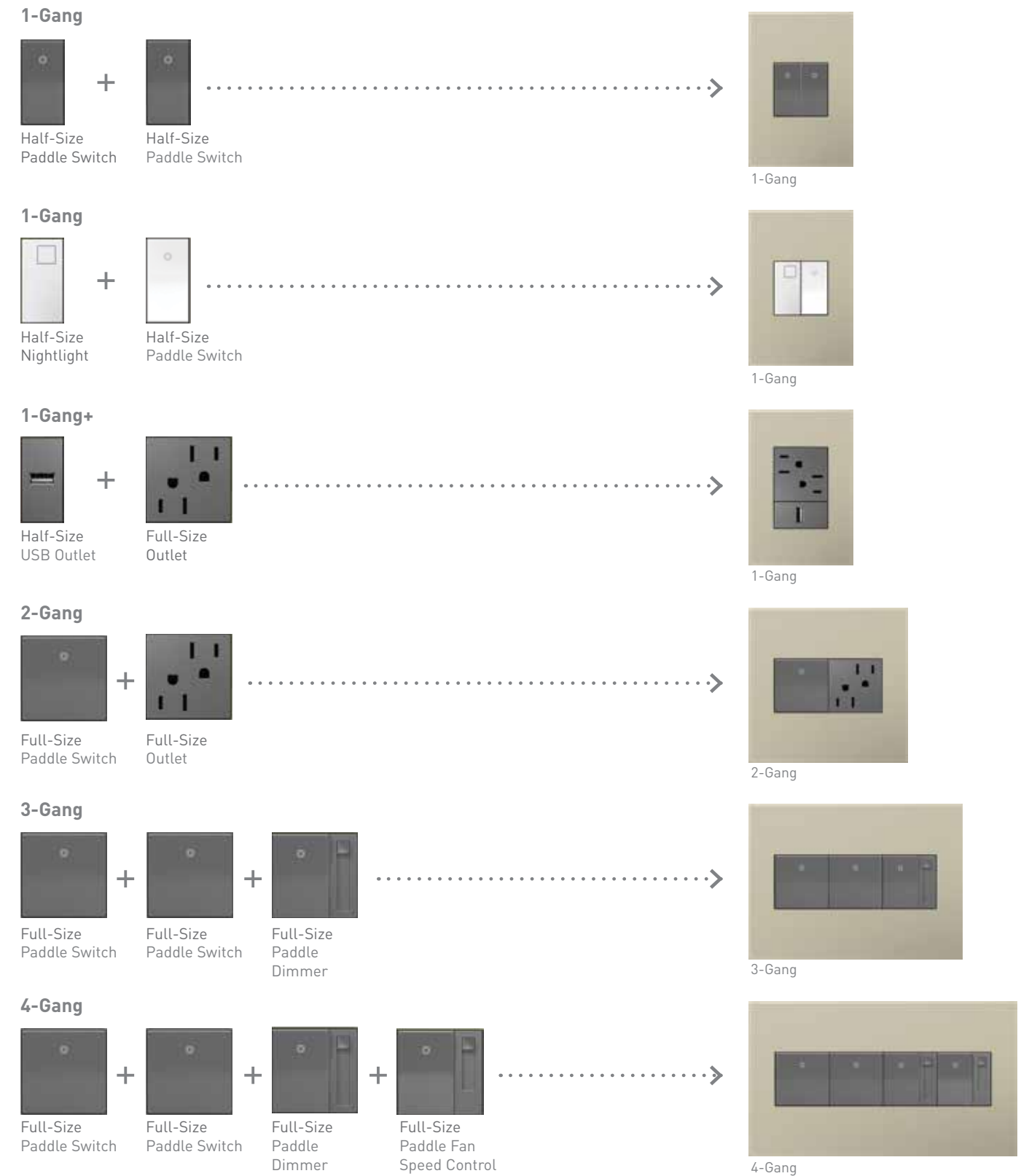
- The basic building block of the system is a half-size unit (45mm x 22.5mm).
- All devices have either half-size or full-size front faces.
- Devices also have either half-size, full-size, or plus-size backbodies.
- Most switches, dimmers, and outlets are in the full-size format (45mm x 45mm). This is the standard adorne proprietary "45" opening.

Front Face and Backbody Modular Sizes

NAME	FRONT FACE SIZE	BACKBODY SIZE
SWITCHES		
Paddle Switch, 2-Module	Full-Size	Full-Size
Paddle Switch, 1-Module	Half-Size	Half-Size
Whisper Switch	Full-Size	Full-Size
Push Switch	Full-Size	Full-Size
sofTap Switch	Full-Size	Plus-Size
SensaSwitch	Full-Size	Plus-Size
Touch	Full-Size	Plus-Size
Wave	Full-Size	Plus-Size
DIMMERS		
Paddle	Full-Size	Plus-Size
Whisper	Full-Size	Plus-Size
sofTap	Full-Size	Plus-Size
SensaDimmer	Full-Size	Plus-Size
Touch	Full-Size	Plus-Size
Paddle Fan Speed Control	Full-Size	Plus-Size

NAME	FRONT FACE SIZE	BACKBODY SIZE
OUTLETS		
Tamper-Resistant Outlet, Full-Size	Full-Size	Full-Size
Tamper-Resistant Outlet, Plus-Size	Plus-Size	Plus-Size
GFCI Outlet, Full-Size	Full-Size	Plus-Size
GFCI Outlet, Plus-Size	Plus-Size	Plus-Size
Energy-Saving ON/OFF Outlet	Full-Size	Full-Size
USB Outlet	Half-Size	Half-Size
ILLUMINATION		
Nightlight, Half-Size	Half-Size	Half-Size
Nightlight, Full-Size	Full-Size	Full-Size
Portable Nightlight/Flashlight	Full-Size	Plus-Size

Optional Configurations
























SWITCHES




Paddle™

The Paddle design features a simple up and down motion, allowing you to turn lights on and off with ease. Dimmers include a slider for dimming or brightening lights.

Pair with a Locator Status Light to add illumination to your Paddle switch or dimmer. See page 25.





















NAME	SPECIFICATIONS	RATING	COMPATIBLE LOADS	COMPLIANCE	FINISH OPTIONS	PART NUMBER
Paddle Switch 	Single-Pole/3-Way 	15A, 120 VAC	All Loads		White Magnesium	ASPD1532W4 ASPD1532M4
		20A, 120 VAC	All Loads		White Magnesium	ASPD2032W4 ASPD2032M4
	4-Way (Must be paired with two 3-way switches.) 	15A, 277 VAC	All Loads		White Magnesium	ASPD1532W277 ASPD1532M277
		20A, 120 VAC	All Loads		White Magnesium	ASPD2042W4 ASPD2042M4
		15A, 277 VAC	All Loads		White Magnesium	ASPD1542W277 ASPD1542M277
Paddle Dimmer 	Single-Pole/3-Way 2-Wire 	25W - 700W	Incandescent, Halogen 		White Magnesium	ADPD703HW4 ADPD703HM4
		25W - 1100W	Incandescent, Halogen 		White Magnesium	ADPD1103HW4 ADPD1103HM2
Half-size Paddle Switch 	Single-Pole/3-Way 	15A, 120 VAC	All Loads		White Magnesium	ASPD1531W4 ASPD1531M4
		15A, 277 VAC	All Loads		White Magnesium	ASPD1531W277 ASPD1531M277
Paddle Fan Speed Control 	4-Speed De-hummer 	1.6A, 120 VAC	Paddle-Type Ceiling Fan		White Magnesium	AAFN4S16AW4 AAFN4S16AM4




Whisper™

The Whisper design features classic, elegant lines and a fluid motion. Whisper dimmers include a slide for dimming or brightening lights.

Pair with a Locator Status Light to add illumination to your Whisper switch or dimmer. See page 25.

NAME	SPECIFICATIONS	RATING	COMPATIBLE LOADS	COMPLIANCE	FINISH OPTIONS	PART NUMBER
Whisper Switch 	Single-Pole/3-Way 	15A, 120 VAC	All Loads		White Magnesium	ASWR1532W4 ASWR1532M4
Whisper Dimmer 	Single-Pole/3-Way 2-Wire 	25W - 700W	Incandescent, Halogen 		White Magnesium	ADWR703HW4 ADWR703HM4
	Single-Pole/3-Way 2-Wire 	25W - 1100W	Incandescent, Halogen 		White Magnesium	ADWR1103HW4 ADWR1103HM4
Whisper Dimmer, Wi-Fi Ready 	Wi-Fi Ready Master Tru-Universal 3-Wire 	6W - 700W	Incandescent, Halogen, Forward-Phase ELV, MLV, Fluorescent     		White Magnesium	ADWR700MMTUW2 ADWR700MMTUM2
		6W - 450W	CFL, LED, Reverse-Phase ELV   		White Magnesium	ADWR600MMHW2 ADWR600MMHM2
	Wi-Fi Ready Master 2-Wire 	25W - 600W	Incandescent, Halogen 		White Magnesium	ADWR600MMHW2 ADWR600MMHM2
Wi-Fi Ready Remote Dimmer 					White Magnesium	ADWRMRUW2 ADWRMRUM2





sofTap™



















The sofTap design features an innovative micro-movement that turns lights on and off with just a soft “tap” of the finger. Dimmers include a unique paddle to adjust light levels.









2015 LIGHTING tomorrow Award Winner

Tru-Universal - 2015 Lighting for Tomorrow Winner!

Our Tru-Universal technology enables a dimmer to control all load types. Dimmers marked as Tru-Universal, such as the sofTap Dimmer below, automatically adapt to any load or combination of loads attached to them - Incandescent/Halogen, Magnetic Low Voltage, Electronic Low Voltage in Forward or Reverse Phase, CFL/LED bulbs, etc. They eliminate the flickering, early dropout, or “pop-on” deficiencies which can plague other non-adaptive dimmers.

The adorne Tru-Universal dimmer is the ultimate solution to dimming difficult loads. Simply pair it with any fixture and you’re done!

NAME	SPECIFICATIONS	RATING	COMPATIBLE LOADS	COMPLIANCE	FINISH OPTIONS	PART NUMBER
sofTap Switch 	Single-Pole/3-Way 	15A, 120 VAC, 1/2 Hp	All Loads		White Magnesium	ASTP1532W4 ASTP1532M4
sofTap Switch, Wi-Fi Ready 	Wi-Fi Ready Master  Wi-Fi Ready Remote 		All Loads		White Magnesium	ASTP155RMW1 ASTP155RMM1 ASTPRRW1 ASTPRRM1
sofTap Dimmer 	Single-Pole/3-Way Tru-Universal 3-Wire 2015 Lighting For Tomorrow Winner	6W - 700W 6W - 450W	Incandescent, Halogen, Forward-Phase ELV, MLV, Fluorescent  CFL, LED, Reverse-Phase ELV 	 	White Magnesium	ADTP703Tuw4 ADTP703TUM4
	Single-Pole/3-Way 2-Wire 	25W - 700W	Incandescent, Halogen 		White Magnesium	ADTP703HW2 ADTP703HM2
	Single-Pole/3-Way 2-Wire 	25W - 1100W	Incandescent, Halogen 		White Magnesium	ADTP1103HW4 ADTP1103HM4



NAME	SPECIFICATIONS	RATING	COMPATIBLE LOADS	COMPLIANCE	FINISH OPTIONS	PART NUMBER
sofTap Dimmer, Wi-Fi Ready 	Wi-Fi Ready Master Tru-Universal 3-Wire 2015 Lighting For Tomorrow Winner	6W - 700W 6W - 450W	Incandescent, Halogen, Forward- Phase ELV, MLV, Fluorescent  CFL, LED, Reverse-Phase ELV 	 	White Magnesium	ADTP700RMTUW1 ADTP700RMTUM1
	Wi-Fi Ready Master 2-Wire	60W - 600W	Incandescent, Halogen 		White Magnesium	ADTP600RMHW1 ADTP600RMM1
	Wi-Fi Ready Remote				White Magnesium	ADTPRRW1 ADTPRRM1

Push™

The Push Switch allows you to turn lights on and off with a simple push-button motion.

Pair with a Locator Status Light to add illumination to your Push switch. See page 25.



NAME	SPECIFICATIONS	RATING	COMPATIBLE LOADS	COMPLIANCE	FINISH OPTIONS	PART NUMBER
Push Switch 	Single-Pole/3-Way	15A, 120 VAC	All Loads		White Magnesium	ASPU1532W4 ASPU1532M4



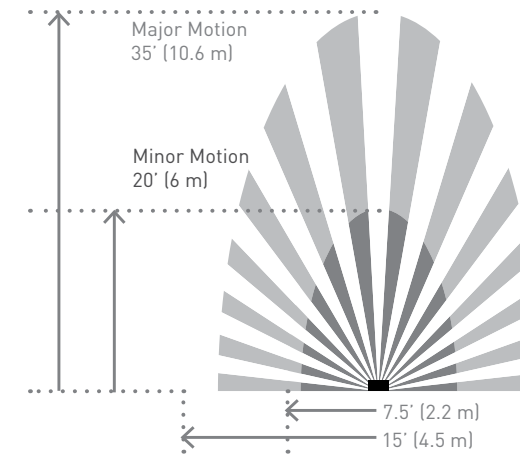


SensaSwitch™ + SensaDimmer™

SensaSwitches include passive infrared (PIR) sensor technology, automatically turning lights on or off when you enter or leave a room. The design features an innovative micro-movement that allows you to also manually turn on lights with a soft touch of the finger. SensaSwitches are available in three models:

- Auto-ON/Auto-OFF: Automatically turns lights on when you enter a room and off when you leave. (Occupancy Sensor)
- Manual-ON/Auto-OFF: Allows you to turn lights on when you enter a room and automatically turns them off when you leave. (Vacancy Sensor)
- Manual-ON/Timed-OFF: Allows you to turn lights on when you enter a room and select a time for lights to turn off (options include 10, 20, 30, and 60 minutes). (Timer)

SensaSwitches are perfect for kitchens, bathrooms, garages, and pantries. The SensaDimmer turns lights on when you enter a room and off when you leave, but can be adjusted to become Manual-ON/Auto-OFF if desired. The chart to the right provides an overview of the sensor coverage area.



SensaSwitch™ + SensaDimmer™ Coverage Area

The Occupancy Sensor, Vacancy Sensor, and SensaDimmer each have a maximum coverage range of 180 degrees and a coverage area of 600 sq. ft. The sensor must have a clear and unobstructed view of the coverage area. Objects blocking the sensor's lens may prevent detection thereby causing the light to turn off even though someone is in the area. Windows, glass doors, and other transparent barriers will obstruct the sensor's view and prevent detection.






















Wave™

The Wave switch features innovative technology combined with sleek, contemporary design. Simply wave your hand in front of the switch to turn lights on and off.

With its touch-free motion, the Wave is ideal for countertop areas in kitchens and bathrooms. It has a preset sensor distance of approximately 4". However, this can be easily adjusted to sense movement from 1" to 6" in front of switch.



NAME	SPECIFICATIONS	RATING	COMPATIBLE LOADS	TIME DELAY	COMPLIANCE	FINISH OPTIONS	PART NUMBER
 SensaSwitch, Auto-ON/Auto-OFF	Single-Pole/3-Way  4-Way  Occupancy Sensor (Must be paired with another SensaSwitch or SensaDimmer)	600W, 120VAC, 60 Hz, 1/6 Hp	All Loads	5 minutes – 30 minutes	 CA Title 24	White Magnesium	ASOS32W4 ASOS32M4
 SensaSwitch, Manual-ON/Auto-OFF	Single-Pole/3-Way  4-Way  Vacancy Sensor (Must be paired with another SensaSwitch or SensaDimmer)	600W, 120VAC, 60 Hz, 1/6 Hp	All Loads	5 minutes – 30 minutes	 CA Title 24	White Magnesium	ASVS12W4 ASVS12M4
 SensaSwitch, Manual-ON/Timed-OFF	Single-Pole/3-Way  4-Way  Timer (Must be paired with another SensaSwitch or SensaDimmer)	600W, 120VAC, 60 Hz, 1/6 Hp	All Loads			White Magnesium	ASTM2W2 ASTM2M2
 SensaDimmer, Auto-ON/Auto-OFF	Single-Pole/3-Way  4-Way  Dimming Occupancy Sensor 3-Wire (Must be paired with another SensaSwitch or SensaDimmer)	25W - 700W 25W - 450W	Incandescent, Halogen CFL/LED	5 minutes – 30 minutes		White Magnesium	ADSM703HW2 ADSM703HM2

NAME	SPECIFICATIONS	RATING	COMPATIBLE LOADS	COMPLIANCE	FINISH OPTIONS	PART NUMBER
 Wave Switch	Single-Pole/3-Way 	15A, 120 VAC, 1/2 Hp	All Loads		White Magnesium	ASW1532W2 ASW1532M2



Touch™

The Touch design features a stunning translucent face and operates just like an iPhone® - simply touch your finger on the circle to turn lights on and off, or use the arrows on the right to dim them (Touch dimmer only).

The white Touch interface is created using a unique translucent material. In multi-gang installations, we recommend pairing white Touch switches and dimmers for optimal consistency.

NAME	SPECIFICATIONS	RATING	COMPATIBLE LOADS	COMPLIANCE	FINISH OPTIONS	PART NUMBER
Touch Switch	Single-Pole/3-Way 	15A, 120 VAC, 1/2 Hp	All Loads		White Magnesium	ASTH1532W2 ASTH1532M2
Touch Switch, Wi-Fi Ready	Wi-Fi Ready Master Wi-Fi Ready Remote		All Loads		White Magnesium	ASTH155RMW1 ASTH155RMM1 ASTHRRW1 ASTHRRM1
Touch Dimmer, Wi-Fi Ready	Wi-Fi Ready Master Tru-Universal 3-Wire 2015 Lighting for Tomorrow Winner Wi-Fi Ready Master 2-Wire Wi-Fi Ready Remote	6W - 700W 6W - 450W 60W - 600W	Incandescent, Halogen, Forward- Phase ELV, MLV, Fluorescent CFL, LED, Reverse-Phase ELV 	 	White Magnesium White Magnesium	ADTH700RMTUW1 ADTH700RMTUM1 ADTH600RMHW1 ADTH600RMM1 ADTHRRW1 ADTHRRM1




Dimensions

NAME	PART NUMBER	DIMENSIONS (H x W x D)	NAME	PART NUMBER	DIMENSIONS (H x W x D)
Paddle Switch	ASPD1531W4 ASPD1532M4 ASPD2032W4 ASPD2032M4 ASPD2042W4 ASPD2042M4	1.77" x 1.77" x 1.5" 1.77" x 1.77" x 1.59" 1.77" x 1.77" x 1.72"	Push Switch	ASPU1532W4 ASPU1532M4	1.77" X 1.77" x 1.82"
Paddle Dimmer	ADPD703HW4 ADPD703HM4 ADPD1103HW4 ADPD1103HM2 ADPD453LW2 ADPD453LM2	4.20" x 1.77" x 1.62" 4.20" x 2.51" x 1.62" 4.20" x 1.77" x 1.62"	SensaSwitch, Auto-ON/ Auto-OFF	ASOS32W4 ASOS32M4	2.66" x 1.77" x 1.85"
Paddle Switch, Half-Size	ASPD1531W4 ASPD1531M4	1.77" x 0.89" x 1.5"	SensaSwitch, Manual- ON/Auto-OFF	ASVS12W4 ASVS12M4	2.66" x 1.77" x 1.85"
Paddle Fan Speed Control	AAFN4S16AW4 AAFN4S16AM4	2.66" x 1.77" x 1.85"	SensaSwitch, Manual- ON/Timed-OFF	ASTM2W2 ASTM2M2	2.66" x 1.77" x 1.85"
Whisper Switch	ASWR1532W4 ASWR1532M4	1.77" X 1.77" x 1.63"	SensaDimmer, Auto- ON/Auto-OFF	ADSM703HW2 ADSM703HM2	4.20" x 1.77" x 1.85"
Whisper Dimmer	ADWR703HW4 ADWR703HM4 ADWR1103HW4 ADWR1103HM4	4.20" x 1.77" x 1.77" 4.20" x 2.51" x 1.77"	Wave Switch	ASWW1532W2 ASWW1532M2	2.66" x 1.77" x 1.71"
Whisper Dimmer, Wi-Fi Ready	ADWR700MMUW2 ADWR700MMUM2 ADWR700MMHW2 ADWR700MMHM2 ADWRMRUW2 ADWRMRUM2	4.20" x 1.77" x 1.79" 4.20" x 1.77" x 1.79" 4.20" x 1.77" x 1.79"	Touch Switch	ASTH1532W2 ASTH1532M2	2.66" x 1.77" x 1.63"
sofTap Switch	ASTP1532W4 ASTP1532M4	2.66" x 1.77" x 1.63"	Touch Switch, Wi-Fi Ready	ASTH155RMW1 ASTH155RMM1 ASTHRRW1 ASTHRRM1	2.66" x 1.77" x 1.63" 2.66" x 1.77" x 1.63"
sofTap Dimmer	ADTP703HW2 ADTP703HM2 ADTP1103HW4 ADTP1103HM4 ADTP703UW2 ADTP703UM2	4.20" x 1.77" x 1.79" 4.20" x 2.51" x 1.79" 4.20" x 1.77" x 1.79"	Touch Dimmer, Wi-Fi Ready	ADTH700MMUW2 ADTH700MMUM2 ADTHMRUW2 ADTHMRUM2	4.20" x 1.77" x 1.79" 4.20" x 1.77" x 1.79"
sofTap Switch, Wi-Fi Ready	ASTPRF2W2 ASTPRF2M2 ASTPRFR2W2 ASTPRFR2M2	2.66" x 1.77" x 1.63" 2.66" x 1.77" x 1.63"	Touch Dimmer, Wi-Fi Ready	ADTH700RMHW1 ADTH700RMHM1 ADTH700RMUW1 ADTH700RMUM1 ADTHRRW1 ADTHRRM1	4.20" x 1.77" x 1.79"
sofTap Switch, Wi-Fi Ready	ASTP155RMW1 ASTP155RMM1 ASTPRRW1 ASTPRRM1	2.66" x 1.77" x 1.63" 2.66" x 1.77" x 1.63"	Blank, Half-Size	AABK1W4 AABK1M4	1.77" X 0.89" x 0.96"
sofTap Dimmer, Wi-Fi Ready	ADTP700MMUW2 ADTP700MMUM2 ADTP700MMHW2 ADTP700MMHM2 ADTPMRUW2 ADTPMRUM2	4.20" x 1.77" x 1.79" 4.20" x 1.77" x 1.79" 4.20" x 1.77" x 1.79"	Tamper-Resistant Outlet	ARTR152W4 ARTR152M4 ARTR202W4 ARTR202M4	2.12" x 1.77" x 1.73" 2.12" x 1.77" x 1.73"
sofTap Dimmer, Wi-Fi Ready	ADTP700RMHW1 ADTP700RMHM1 ADTP700RMUW1 ADTP700RMUM1 ADTPRRW1 ADTPRRM1	4.20" x 1.77" x 1.79" 4.20" x 1.77" x 1.79" 4.20" x 1.77" x 1.79"	Tamper Resistant Outlet, Plus-Size	ARTR153W4 ARTR153M4	3" x 1.77" x 1.48"
			Tamper-Resistant GFCI	AGFTR152W4 AGFTR152M4 AGFTR202W4 AGFTR202M4	2.66" x 1.77" x 1.82" 2.66" x 1.77" x 1.82"
			Tamper-Resistant GFCI, Plus-Size	AGFTR153W4 AGFTR153M4	3.00" x 1.76" x 1.82"
			Energy-Saving ON/OFF Outlet	ARPS152W4 ARPS152M4	2.66" x 1.77" x 1.73"
			Wi-Fi Ready Outlet	ARPS15RF2W4 ARPS15RF2M4	2.66" x 1.76" x 1.82"
			USB Outlet, Half-Size	ARUSBW4 ARUSBM4	1.77" X 0.89" x 1.81"

Outlets (Receptacles)

All adorne outlets include a tamper-resistant design featuring a patented shutter system, keeping children safe by preventing them from pushing small objects into the outlet. The shutters are molded a dark color so that they fade into the background while keeping users safe. Outlets and GFCIs are available in full- and plus-size versions.




NAME	DESCRIPTION	RATINGS	NEMA CONFIGURATION	COMPLIANCE	FINISH OPTIONS	PART NUMBER
Tamper-Resistant Outlet	Pair with a Half-Size Nightlight, Paddle Switch, or USB Outlet for greater functionality in a 1-Gang+ Wall Plate.	15A, 125V	5-15R		White Magnesium	ARTR152W4 ARTR152M4
		20A, 125V	5-20R		White Magnesium	ARTR202W4 ARTR202M4
Plus-Size Tamper-Resistant Outlet	Compatible with 1-Gang+ Wall Plates only. Cannot be used in multi-gang installations.	15A, 125V	5-15R		White Magnesium	ARTR153W4 ARTR153M4
Tamper-Resistant GFCI	GFCIs protect against serious injury due to electric shock. They are required by National Electrical Code in kitchens and bathrooms.	15A, 125V	5-15R		White Magnesium	AGFTR2152W4 AGFTR2152M4
		20A, 125V	5-20R		White Magnesium	AGFTR2202W4 AGFTR2202M4
Plus-Size Tamper-Resistant GFCI	GFCIs protect against serious injury due to electric shock. They are required in kitchens and bathrooms. Compatible with 1-Gang+ Wall Plates only. Cannot be used in multi-gang installations.	15A, 125V	5-15R		White Magnesium	AGFTR2153W4 AGFTR2153M4
Energy-Saving ON/OFF Outlet	On/off switch allows you to save energy and stop the flow of power without unplugging your device. Perfect for kitchens, bathrooms, and computer rooms.	15A, 125V	5-15R		White Magnesium	ARPS152W4 ARPS152M4

NAME	DESCRIPTION	RATINGS	NEMA CONFIGURATION	COMPLIANCE	FINISH OPTIONS	PART NUMBER
Wi-Fi Ready ON/OFF Outlet	Lets you control a plug load from a new location without running additional wires when paired with the adorne soTap Wi-Fi Ready Remote Switch (page 54). On/off switch also allows you to save energy and stop the flow of power to the outlet without unplugging your device.	15A, 125V	5-15R		White Magnesium	ARPS15RF2W4 ARPS15RF2M4
Tamper-Resistant Dual Controlled Outlet	This Plug Load outlet controls both receptacles, which will turn off for energy efficiency and cost savings. They are code-required, meet standards, and include permanent power markings.	15A, 125V	5-15R		White Magnesium	ARCD152W10 ARCD152M10
		20A, 125V	5-20R		White Magnesium	ARCD202W10 ARCD202M10
Tamper-Resistant Half Controlled Outlet	This Plug Load outlet controls half the receptacle, featuring a factory-broken split-circuit tab, allowing half of the receptacle to turn off for energy efficiency and cost savings. They are code-required, meet standards, and include permanent power markings.	15A, 125V	5-15R		White Magnesium	ARCH152W10 ARCH152M10
Half-Size USB Outlet	Perfect for charging mobile devices such as phones and tablets. Pair with a switch or outlet in a 1-Gang+ plate for more functionality in one box.	2.1A, 5 VDC, 11W			White Magnesium	ARUSBW4 ARUSBM4

Pop-Out™ Outlet (Receptacle)

The Pop-Out Outlet lets you hide an outlet when not in use. Simply push on the outlet and it disappears into the wall. When you're ready to plug something in, just push on the box and the outlets will "pop out," enabling easy access to power.

Pop-Out Outlets require a special frame (included in package) and are not compatible with those used with adorne wall plates. **They require a deep box, such as Pass & Seymour SI22R, for installation or in a location that has a thick material like a kitchen backsplash, in a standard box.** Each outlet includes capacity for three plugs.




NAME	DESCRIPTION	RATINGS	NEMA CONFIGURATION	COMPLIANCE	FINISH OPTIONS	PART NUMBER
Pop-Out Outlet, 1-Gang	Includes 1-gang frame for installation. Cannot be paired with other switches, dimmers, outlets, or accessories.	15A	5-15R		White Magnesium	ARPTR151GW2 ARPTR151GM2
Pop-Out Outlet, 2-Gang	Includes one Pop-Out Outlet and 2-gang frame for installation. Select this option to pair your Pop-Out Outlet with another adorne switch, dimmer, outlet, or accessory.	15A	5-15R		White Magnesium	ARPTR152GW2 ARPTR152GM2

Illumination Accessories

You've never seen a nightlight that hides itself so cleverly, yet responds so elegantly to a simple touch. Or one that can be lifted from its home on your wall to double as a carry-around flashlight. When it comes to brilliant solutions, adorne really shines.

All nightlights include ambient light level sensors. Each features a range of settings, including: Always Off, Low, Medium, and High. If set to Low, Medium, or High, the nightlight's LED will only be visible when the ambient room is dark. To change the selected setting, simply push on the square in the upper right-hand corner of the nightlight.



NAME	DESCRIPTION	COMPLIANCE	PART NUMBER
Half-size Nightlight	Features a soft, glowing LED light. Pair with a switch or outlet in a 1-Gang, 3-Module Plate for added flexibility. Light levels include: Always Off Low Medium High		AANLM14
Nightlight	Features a soft, glowing LED light. Light levels include: Always Off Low Medium High		AANLM24
Portable Nightlight/ Flashlight	Simply push on this innovative nightlight to remove it from the wall and use it as a flashlight. Device recharges while mounted in wall and operates for up to 10 hours during a power failure. Includes light level options listed above, as well as Flashlight Mode, which is activated only when device is removed from the wall.		AARNL2



In-wall nightlight function



Press on nightlight to remove from wall



Portable flashlight function

Accent Nightlight

The Accent Nightlight is a stunning addition to any adorne product and is compatible with any* 1- through 4-Gang wall plate. The device is invisible once installed, but can be activated by placing a finger under the wall plate. This will cause the light to cycle through several light level options, as depicted in the chart below.

NAME	COMPLIANCE	PART NUMBER
Accent Nightlight, 1-Gang		AAAL1G4
Accent Nightlight, 2-Gang		AAAL2G2
Accent Nightlight, 3-Gang		AAAL3G2
Accent Nightlight, 4-Gang		AAAL4G2



*Please note, the Accent Nightlight will not work with the Pop-Out Outlet.

Light Level Settings

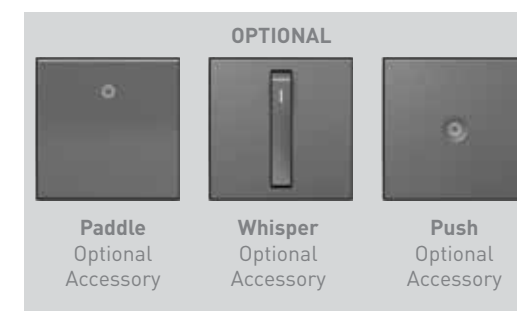
The Accent Nightlight will cycle through these options, allowing you to select the setting you prefer. Auto-OFF indicates that the light will automatically turn on when the room is dark and off when the room is light.

DAYTIME	NIGHT TIME
Auto-OFF (1)	High
Always ON (2)	Medium
	Low
	Ultra-Low
	OFF (3)

1. Light turns off automatically when room is light.
2. Light remains on when room is light.
3. Light remains off when room is dark.

Locator Status Light: Find Us in the Dark

NAME	DESCRIPTION	COMPLIANCE	PART NUMBER
Locator Status Light	Add a stylish, small locator light to your Paddle, Whisper, or Push switch or dimmer and you'll never again have to slide your hand across the wall trying to find that switch. The locator light is a standard feature of all other switches and dimmers. It can be disabled if desired. Locator light is on when the load is off and off when the load is on.		AALSL6 AALSL277 (277 VAC)



Paddle
Optional
Accessory

Whisper
Optional
Accessory

Push
Optional
Accessory



sofTap
Standard
Feature



SensaSwitch
Standard
Feature



Touch
Standard
Feature



Wave
Standard
Feature

CONNECTIVITY

Accessories: Blank Module


Use this blank insert to give your project a complete, finished look. Pair it with other half-size devices, like the Nightlight, Paddle Switch, or USB, in a 1-gang wall plate.

NAME	FINISH OPTIONS	PART NUMBER
Half-Size Blank	White Magnesium	AABK1W4 AABK1M4



Accessories: Mounting Frames

NAME	FINISH OPTIONS	PART NUMBER
1-Gang Mounting Frame		AF1G
2-Gang Mounting Frame		AF2G
3-Gang Mounting Frame		AF3G
4-Gang Mounting Frame		AF4G
5-Gang Mounting Frame		AF5G
6-Gang Mounting Frame		AF6G



Keystone Frames

For a consistent look throughout the project, select an adorne keystone frame to enable audio, video, and data connectivity in an adorne wall plate. Simply pair a 1-port, 2-port, or 4-port frame with any keystone inserts shown on the next page and then mount in an adorne wall plate for a complete installation.

NAME	FINISH OPTIONS	PART NUMBER
1-Port Frame	White Magnesium	AC1PFW1 AC1PFM1
2-Port Frame	White Magnesium	AC2PFW1 AC2PFM1
4-Port Frame	White Magnesium	AC4PFW1 AC4PFM1
In-Wall Cable Access Port	White Magnesium	ACBRSTPW1 ACBRSTPM1




1-Port Frame 2-Port Frame



4-Port Frame In-Wall Cable Access Port

Keystone Inserts

NAME	FINISH OPTIONS	PART NUMBER
Cat 5e RJ45 Data/Phone Insert	White Magnesium	AC5ERJ45W1 AC5ERJ45M1
Cat 5e RJ45 Data Coupler Insert	White Magnesium	AC5ERJ45CW1 AC5ERJ45CM1
Cat 6 RJ45 Data Insert	White Magnesium	AC6RJ45W1 AC6RJ45M1
RJ25 Phone Jack	White Magnesium	ACRJ25W1 ACRJ25M1
Component Video RCA to F Kit	White Magnesium	ACRGBRCAFW1 ACRGBRCAFM1
Composite Video RCA to F-Connector	White Magnesium	ACYRCAFW1 ACYRCAFM1



NAME	FINISH OPTIONS	PART NUMBER
HDMI Keystone Coupler	White Magnesium	ACHDMIW1 ACHDMIM1
Single Keystone Speaker Connector	White Magnesium	ACSSIW1 ACSSIM1
Speaker Binding Posts	White Magnesium	ACABPW1 ACABPM1
Subwoofer RCA to F-Connector	White Magnesium	ACPRCAFW1 ACPRCAFM1
Video F-Connector	White Magnesium	ACNRFCW1 ACNRFCM1
Blank Keystone Insert (4-Pack)	White Magnesium	ACBLKW4 ACBLKM4



CHOOSE A STYLE
AS INTERESTING
AS YOURS



WALL PLATES



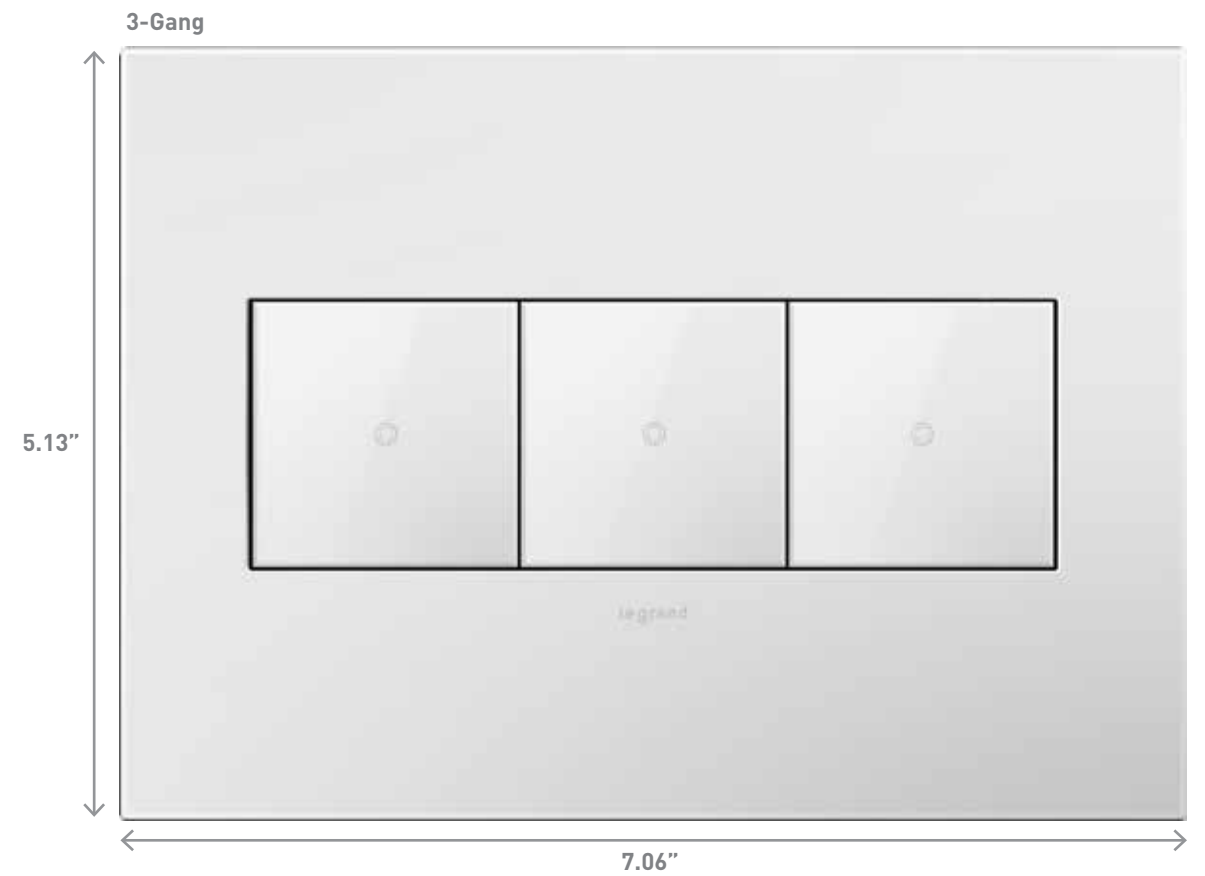
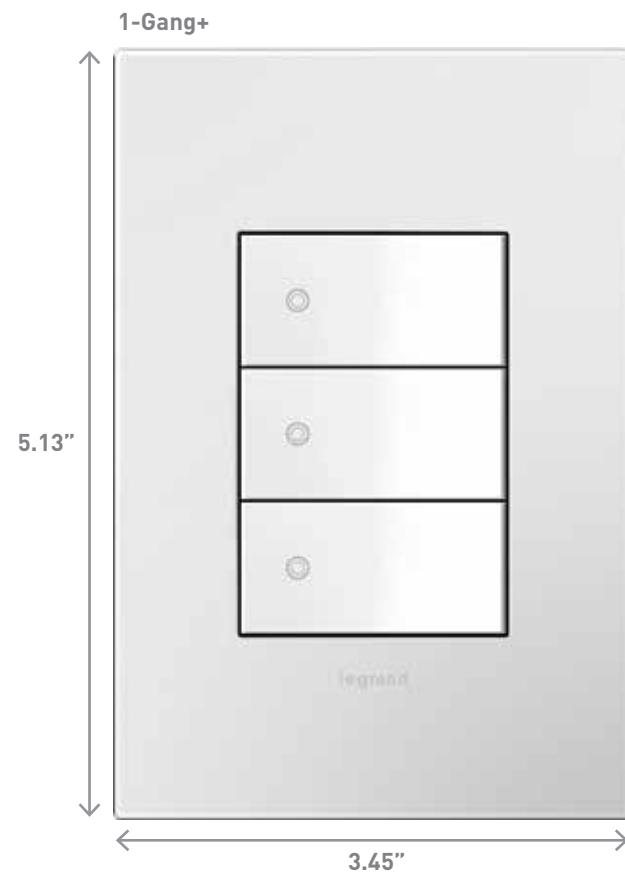
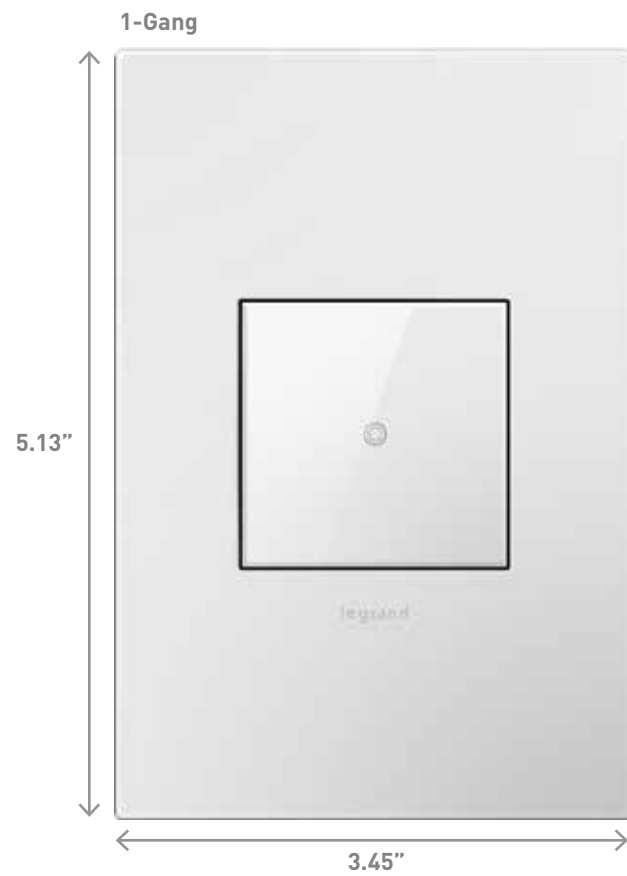
30 Overview

34 The Hubbardton Forge® Line

36 Cast Metals

37 Real Materials

38 Plastics

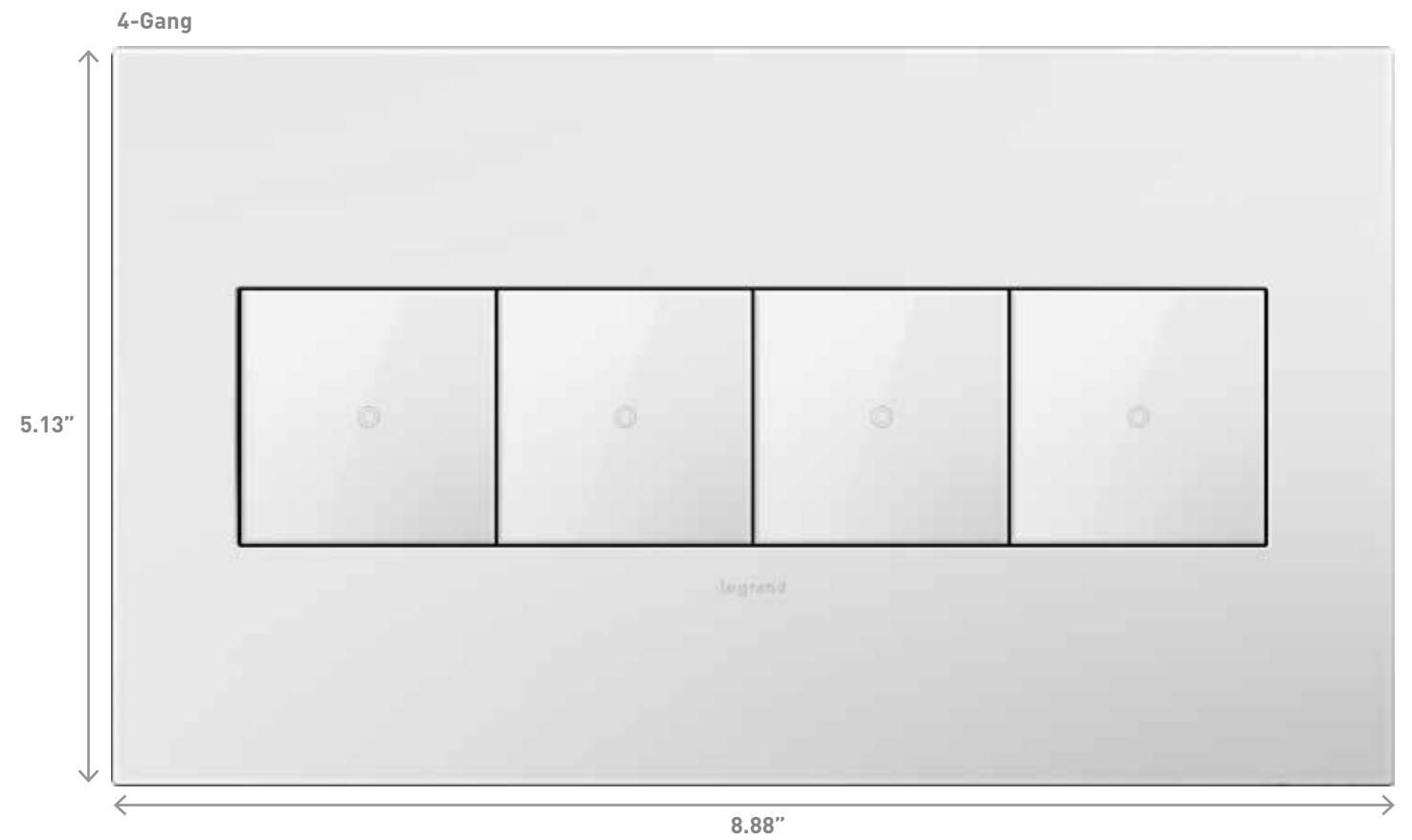
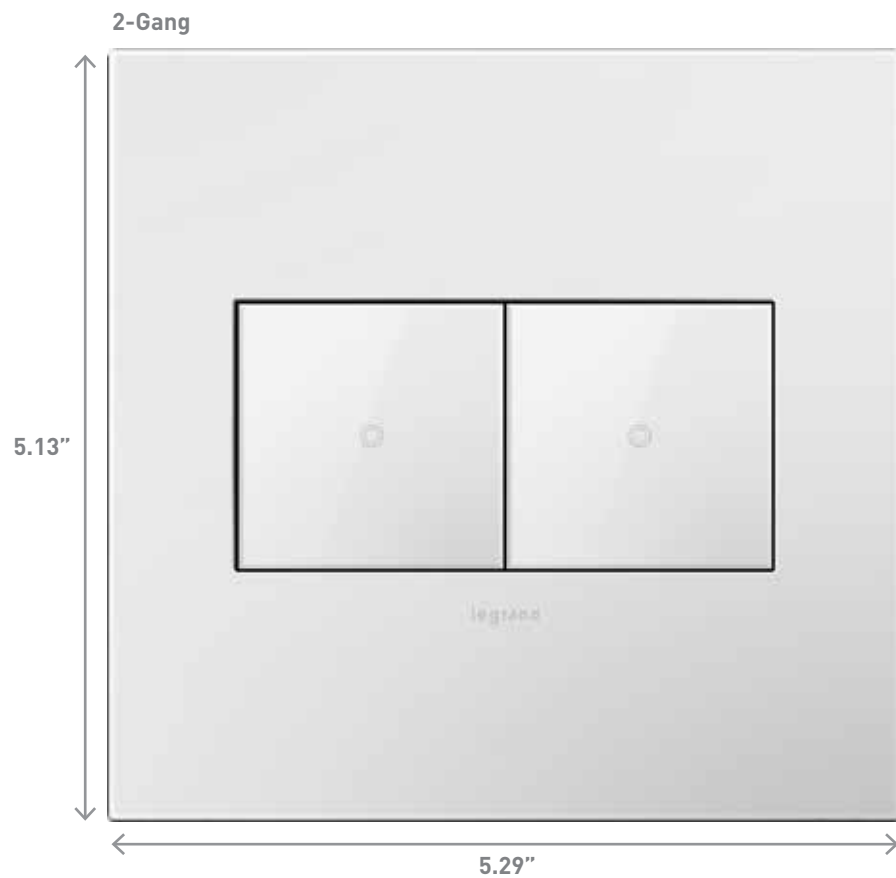


Wall Plates

Available in six gang sizes, adorne wall plates provide the perfect complement to adorne switches, dimmers, outlets, and accessories. The collection includes a variety of finishes, from cast metals like Satin Nickel and Oil-Rubbed Bronze to real materials such as Leather and Wood. In addition, the collection includes a full offering of plastic plates in contemporary and classic colors, as well as three innovative Soft Touch finishes.

Each wall plate is packaged with a metal frame to enable easy installation when paired with a device. All plates are screwless and simply snap onto the included metal frame. See page 18 for more information on the adorne frame system.

All adorne wall plates are UL and ETL-approved. 5- and 6-Gang wall plates are not available in all colors.



HF HUBBARDTTON FORGE®
 CM CAST METALS
 R REAL MATERIALS
 P PLASTIC



Black



Bronze



Burnished Steel



Dark Smoke



Mahogany



Black Ink



Bronze



Cappuccino



Cherry



Gloss White



Natural Iron



Aged Brass



Antique Bronze



Antique Nickel



Brushed Brass



Graphite



Greige



Honey



Lichen Green



Magnesium



Brushed Pewter



Brushed Stainless Steel



Dark Burnished Pewter



Oil-Rubbed Bronze



Satin Bronze



Pale Blue



Plum



Powder White



Satin Light Almond



Soft Touch Felt Green



Satin Nickel



Custom with Magnesium Trim



Custom with White Trim



Black Leather



Mirror Black



Soft Touch Moss Grey



Soft Touch Russet



Titanium



Truffle



Turquoise Blue



Mirror White



French Oak



Brushed Stainless



Wenge Wood





















Ashen Tan



The Hubbardton Forge® Line

What happens when you combine a 6,000 year-old art with leading edge, touch-sensitive technology? Introducing the Hubbardton Forge line by Legrand, as part of the adorne® collection. Six lustrous metal plates, forged by fire to make adorne's simply elegant switches and outlets a perfect match with Hubbardton Forge's rich array of metal textures and finishes. It's a partnership forged in the fires of creativity and passion.

NAME	GANGS	PART NUMBER	NAME	GANGS	PART NUMBER
Black   	1-Gang 2-Gang 3-Gang 4-Gang 1-Gang+	AWM1G2HFBK4 AWM2GHFBK1 AWM3GHFBK1 AWM4GHFBK1 AWM1G3HFBK1	Dark Smoke   	1-Gang 2-Gang 3-Gang 4-Gang 1-Gang+	AWM1G2HFDS4 AWM2GHFDS1 AWM3GHFDS1 AWM4GHFDS1 AWM1G3HFDS1
Bronze   	1-Gang 2-Gang 3-Gang 4-Gang 1-Gang+	AWM1G2HFBR4 AWM2GHFBR1 AWM3GHFBR1 AWM4GHFBR1 AWM1G3HFBR1	Mahogany   	1-Gang 2-Gang 3-Gang 4-Gang 1-Gang+	AWM1G2HFMH4 AWM2GHFMH1 AWM3GHFMH1 AWM4GHFMH1 AWM1G3HFMH1
Burnished Steel   	1-Gang 2-Gang 3-Gang 4-Gang 1-Gang+	AWM1G2HFBS4 AWM2GHFBS1 AWM3GHFBS1 AWM4GHFBS1 AWM1G3HFBS1	Natural Iron   	1-Gang 2-Gang 3-Gang 4-Gang 1-Gang+	AWM1G2HFFE4 AWM2GHFFE1 AWM3GHFFE1 AWM4GHFFE1 AWM1G3HFFE1

Variations in finish appearance are a normal and desired result of the process rendering each piece an individual and unique work of art.



Cast Metals

adorne Cast Metal wall plates are hand-crafted by artisans, making them unique and distinctive. These slight variations in finish and color add to the rich beauty of the adorne Cast Metal offering.






Real Materials

adorne Real Material wall plates are created with natural materials such as leather and wood. Each wall plate is hand-crafted by artisans and no two are exactly alike. These slight variations in finish and color add to the unique beauty of the adorne Real Material line.



NAME	GANGS	PART NUMBER
Aged Brass 	1-Gang 2-Gang 3-Gang 4-Gang 1-Gang+	AWC1G2AB4 AWC2GAB4 AWC3GAB4 AWC4GAB4 AWC1G3AB4
Antique Bronze 	1-Gang 2-Gang 3-Gang 4-Gang 1-Gang+	AWC1G2NB4 AWC2GNB4 AWC3GNB4 AWC4GNB4 AWC1G3NB4
Antique Nickel 	1-Gang 2-Gang 3-Gang 4-Gang 1-Gang+	AWC1G2AN4 AWC2GAN4 AWC3GAN4 AWC4GAN4 AWC1G3AN4
Brushed Brass 	1-Gang 2-Gang 3-Gang 4-Gang 1-Gang+	AWC1G2BB4 AWC2GBB4 AWC3GBB4 AWC4GBB4 AWC1G3BB4
Brushed Pewter 	1-Gang 2-Gang 3-Gang 4-Gang 1-Gang+	AWC1G2BP4 AWC2GBP4 AWC3GBP4 AWC4GBP4 AWC1G3BP4

NAME	GANGS	PART NUMBER
Brushed Stainless Steel 	1-Gang 2-Gang 3-Gang 4-Gang 1-Gang+	AWC1G2BS4 AWC2GBS4 AWC3GBS4 AWC4GBS4 AWC1G3BS4
Dark Burnished Pewter 	1-Gang 2-Gang 3-Gang 4-Gang 1-Gang+	AWC1G2DP4 AWC2GDP4 AWC3GDP4 AWC4GDP4 AWC1G3DP4
Oil-Rubbed Bronze 	1-Gang 2-Gang 3-Gang 4-Gang 1-Gang+	AWC1G2OB4 AWC2GOB4 AWC3GOB4 AWC4GOB4 AWC1G3OB4
Satin Bronze 	1-Gang 2-Gang 3-Gang 4-Gang 1-Gang+	AWC1G2SB4 AWC2GSB4 AWC3GSB4 AWC4GSB4 AWC1G3SB4
Satin Nickel 	1-Gang 2-Gang 3-Gang 4-Gang 1-Gang+	AWC1G2SN4 AWC2GSN4 AWC3GSN4 AWC4GSN4 AWC1G3SN4






NAME	GANGS	PART NUMBER
Black Leather 	1-Gang 2-Gang 3-Gang 4-Gang 1-Gang+	AWM1G2LE4 AWM2GLE4 AWM3GLE4 AWM4GLE4 AWM1G3LE4
Brushed Stainless 	1-Gang 2-Gang 3-Gang 4-Gang 1-Gang+	AWM1G2MS4 AWM2GMS4 AWM3GMS4 AWM4GMS4 AWM1G3MS4
French Oak 	1-Gang 2-Gang 3-Gang 4-Gang 1-Gang+	AWM1G2FH4 AWM2GFH4 AWM3GFH4 AWM4GFH4 AWM1G3FH4
Mirror Black 	1-Gang 2-Gang 3-Gang 4-Gang 1-Gang+	AWM1G2MB4 AWM2GMB4 AWM3GMB4 AWM4GMB4 AWM1G3MB4
Mirror White 	1-Gang 2-Gang 3-Gang 4-Gang 1-Gang+	AWM1G2MW4 AWM2GMW4 AWM3GMW4 AWM4GMW4 AWM1G3MW4






NAME	GANGS	PART NUMBER
Wenge Wood 	1-Gang 2-Gang 3-Gang 4-Gang 1-Gang+	AWM1G2WE4 AWM2GWE4 AWM3GWE4 AWM4GWE4 AWM1G3WE4
Custom with Magnesium Trim 	1-Gang 2-Gang 3-Gang 4-Gang 1-Gang+	AWM1G2M4 AWM2GM4 AWM3GM4 AWM4GM4 AWM1G3M4
Custom with White Trim 	1-Gang 2-Gang 3-Gang 4-Gang 1-Gang+	AWM1G2W4 AWM2GW4 AWM3GW4 AWM4GW4 AWM1G3W4
Mirror White, White-on-White 	1-Gang 2-Gang 3-Gang 4-Gang 1-Gang+	AWM1G2MWW4 AWM2GMWW4 AWM3GMWW4 AWM4GMWW4 AWM1G3MWW4







Plastics


Available in a variety of classic and contemporary colors, adorne Plastic wall plates provide the perfect finishing touch to any installation.



NAME	GANGS	PART NUMBER
 NEW!	1-Gang	AWP1G2AT4
	2-Gang	AWP2GAT4
	3-Gang	AWP3GAT4
	4-Gang	AWP4GAT1
	1-Gang+	AWP1G3AT4
	5-Gang	AWP5GAT1
6-Gang	AWP6GAT1	
 NEW!	1-Gang	AWP1G2NK4
	2-Gang	AWP2GNK4
	3-Gang	AWP3GNK4
	4-Gang	AWP4GNK1
	1-Gang+	AWP1G3NK4
	5-Gang	AWP5GNK1
6-Gang	AWP6GNK1	
	1-Gang	AWP1G2BR6
	2-Gang	AWP2GBR4
	3-Gang	AWP3GBR4
	4-Gang	AWP4GBR4
	1-Gang+	AWP1G3BR4
	5-Gang	AWP5GBR1
6-Gang	AWP6GBR1	
 NEW!	1-Gang	AWP1G2CP4
	2-Gang	AWP2GCP4
	3-Gang	AWP3GCP4
	4-Gang	AWP4GCP1
	1-Gang+	AWP1G3CP4
	5-Gang	AWP5GCP1
6-Gang	AWP6GCP1	
	1-Gang	AWP1G2CH4
	2-Gang	AWP2GCH4
	3-Gang	AWP3GCH4
	4-Gang	AWP4GCH4
	1-Gang+	AWP1G3CH4
	5-Gang	AWP5GCH1
6-Gang	AWP6GCH1	

NAME	GANGS	PART NUMBER
	1-Gang	AWP1G2WH6
	2-Gang	AWP2GWH4
	3-Gang	AWP3GWH4
	4-Gang	AWP4GWH4
	1-Gang+	AWP1G3WH4
	5-Gang	AWP5GWH1
6-Gang	AWP6GWH1	
	1-Gang	AWP1G2WHW10
	2-Gang	AWP2GWHW10
	3-Gang	AWP3GWHW4
	4-Gang	AWP4GWHW4
	1-Gang+	AWP1G3WHW4
	5-Gang	AWP5GWHW1
6-Gang	AWP6GWHW1	
	1-Gang	AWP1G2GR6
	2-Gang	AWP2GGR4
	3-Gang	AWP3GGR4
	4-Gang	AWP4GGR4
	1-Gang+	AWP1G3GR4
	5-Gang	AWP5GGR1
6-Gang	AWP6GGR1	
 NEW!	1-Gang	AWP1G2GG4
	2-Gang	AWP2GGG4
	3-Gang	AWP3GGG4
	4-Gang	AWP4GGG1
	1-Gang+	AWP1G3GG4
	5-Gang	AWP5GGG1
6-Gang	AWP6GGG1	
	1-Gang	AWP1G2HY6
	2-Gang	AWP2GHY4
	3-Gang	AWP3GHY4
	4-Gang	AWP4GHY4
	1-Gang+	AWP1G3HY4
	5-Gang	AWP5GHY1
6-Gang	AWP6GHY1	

NAME	GANGS	PART NUMBER
	1-Gang	AWP1G2LG6
	2-Gang	AWP2GLG4
	3-Gang	AWP3GLG4
	4-Gang	AWP4GLG4
	1-Gang+	AWP1G3LG4
	5-Gang	AWP5GLG1
6-Gang	AWP6GLG1	
	1-Gang	AWP1G2MG6
	2-Gang	AWP2GMG4
	3-Gang	AWP3GMG4
	4-Gang	AWP4GMG4
	1-Gang+	AWP1G3MG4
	5-Gang	AWP5GMG1
6-Gang	AWP6GMG1	
	1-Gang	AWP1G2BL6
	2-Gang	AWP2GBL4
	3-Gang	AWP3GBL4
	4-Gang	AWP4GBL4
	1-Gang+	AWP1G3BL4
	5-Gang	AWP5GBL1
6-Gang	AWP6GBL1	
	1-Gang	AWP1G2PL4
	2-Gang	AWP2GPL4
	3-Gang	AWP3GPL4
	4-Gang	AWP4GPL4
	1-Gang+	AWP1G3PL4
	5-Gang	AWP5GPL1
6-Gang	AWP6GPL1	
 NEW!	1-Gang	AWP1G2PW4
	2-Gang	AWP2GPW4
	3-Gang	AWP3GPW4
	4-Gang	AWP4GPW1
	1-Gang+	AWP1G3PW4
	5-Gang	AWP5GPW1
6-Gang	AWP6GPW1	
	1-Gang	AWP1G2LA6
	2-Gang	AWP2GLA4
	3-Gang	AWP3GLA4
	4-Gang	AWP4GLA4
	1-Gang+	AWP1G3LA4

NAME	GANGS	PART NUMBER
	1-Gang	AWP1G2FG6
	2-Gang	AWP2FG4
	3-Gang	AWP3FG4
	4-Gang	AWP4FG4
	1-Gang+	AWP1G3FG4
	5-Gang	AWP5FG1
6-Gang	AWP6FG1	
	1-Gang	AWP1G2MO6
	2-Gang	AWP2GMO4
	3-Gang	AWP3GMO4
	4-Gang	AWP4GMO4
	1-Gang+	AWP1G3MO4
	5-Gang	AWP5GMO1
6-Gang	AWP6GMO1	
	1-Gang	AWP1G2RS6
	2-Gang	AWP2GRS4
	3-Gang	AWP3GRS4
	4-Gang	AWP4GRS4
	1-Gang+	AWP1G3RS4
	5-Gang	AWP5GRS1
6-Gang	AWP6GRS1	
	1-Gang	AWP1G2TM6
	2-Gang	AWP2TM4
	3-Gang	AWP3TM4
	4-Gang	AWP4TM4
	1-Gang+	AWP1G3TM4
	5-Gang	AWP5TM1
6-Gang	AWP6TM1	
 NEW!	1-Gang	AWP1G2TF4
	2-Gang	AWP2GTF4
	3-Gang	AWP3GTF4
	4-Gang	AWP4GTF1
	1-Gang+	AWP1G3TF4
	5-Gang	AWP5GTF1
6-Gang	AWP6GTF1	
	1-Gang	AWP1G2TB4
	2-Gang	AWP2GTB4
	3-Gang	AWP3GTB4
	4-Gang	AWP4GTB4
	1-Gang+	AWP1G3TB4
	5-Gang	AWP5GTB4
6-Gang	AWP6GTB4	

A FRESH IDEA FOR COOKING LIGHT



UNDER-CABINET LIGHTING & POWER SYSTEM




42	Overview
46	Modular Tracks
47	Control Boxes
48	Lighting
49	Modules and Accessories

A RECIPE FOR KITCHEN MAGIC.

The adorne Under-Cabinet Lighting System brings an array of modular components that swap out so easily, you'll want to reconfigure whenever the mood strikes. From speakers and smart phone docks to lighting and outlets, there's a world of possibilities to choose from with these high-tech, highly convenient building blocks.

UNDER CABINET LIGHTING



Puck Lights: For a spectacular spotlighted look.



Linear Lights: For a consistent, continuous light.



Tablet Cradle: Puts apps and the internet where you need them.



USB Module: A handy outlet to power today's devices.



Tamper-Resistant Outlet Module: Convenient power snaps in where you need it.



Mobile Cradle: Because recharging doesn't have to look sloppy.



Music System: Plug and play your favorites—wirelessly.



Modular Tracks: The nerve center that tucks away out of sight. Available in four sizes.



How to Specify the System

The adorne Under-Cabinet Lighting System is a fully customizable and modular solution for eliminating kitchen clutter. It is compatible with any kitchen layout, such as a galley, L-shaped, or U-shaped, as well as with any home wiring. In order to ensure you have specified the correct products for your system, we recommend you follow the steps outlined below.

1. Planning Your System Layout

First, determine where you want to install the system. Then measure your cabinets to determine the length of Modular Track required:

- Measure each cabinet length at back of cabinet.
- For installations with a corner, allow 3" on each side for Corner Connector.
- When totaling up the length of required Modular Track, be sure to include the length of the desired Control Box or Direct Wire Connector. For a 1-gang box, allow 5". For a 2-gang box, allow 5.25". For Direct Wire Connector, allow 6". For more detail on Control Box options, see page 58.
- If your selection of Modular Tracks does not match the exact length of your cabinets, you can use a Modular Track Extender to complete the track. This piece can be cut down to 6". Standard 12", 18", and 27" Modular Tracks cannot be shortened.



9" Modular Track



12" Modular Track



18" Modular Track



27" Modular Track



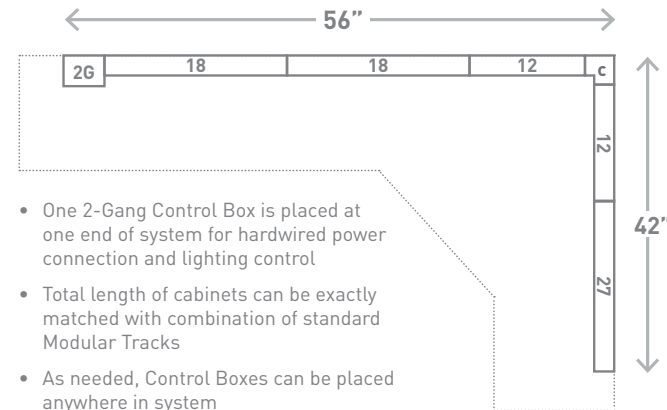
18" Modular Track Extender



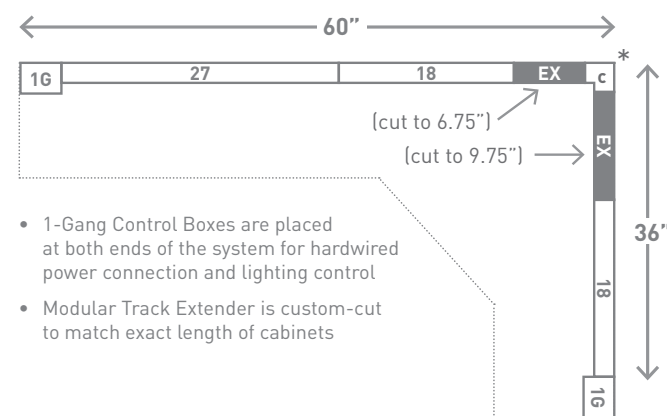
Modular Track Corner Connector

Visit www.adornemyhome.com to watch planning and installation videos.

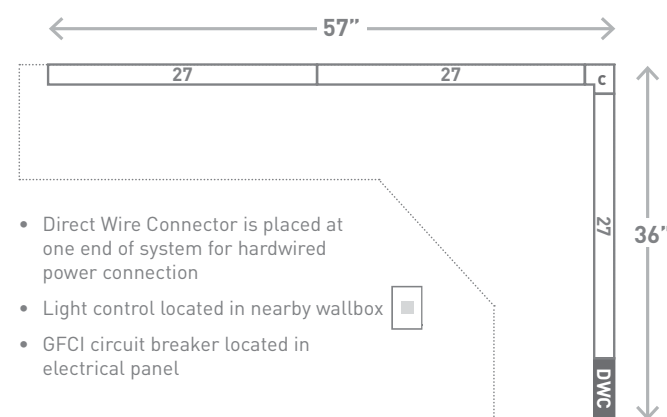
Sample Installation: Length of cabinets is equal to combined length of standard Modular Tracks



Sample Installation: Length of cabinets is greater than combined length of standard Modular Tracks



Sample Installation: Direct wire with system controls in a remote location



2. Selecting the Control Box and Power Options

Next, select the type of lighting and power connection you'd like to include. For a simple install, the Plug-In Control Box provides the easiest solution. For a hardwired installation, there are five options to choose from which enable expanded lighting control options such as dimming:

- Control Box with Paddle Dimmer
- Control Box with Paddle Dimmer and GFCI protection
- Control Box, 1-Gang (No Devices)
- Control Box, 2-Gang (No Devices)
- Direct Wire Connector

For hardwired installations, there must be three separate circuits from the electrical panel:

- Receptacle Circuit: 20 Amps; GFCI-protected; Use #12 wire
- Lighting Circuit: 15 Amps; Use #12 or #14 wire
- Accessory Circuit: 15 Amps; Use #12 or #14 wire

Hardwired Control Boxes



Compatible with all adorne 2-module devices. The CFL/LED Paddle Dimmer (ADPD453LM2) is recommended for use with the adorne system.

3. Selecting the LED Lights

The adorne Under-Cabinet Lighting System is only compatible with adorne LED lights. These are available in Puck and Linear versions. Recommended placement for lights is every 18" along Modular Track.

You can select any combination of Puck and Linear lights to complete your system. In addition, if you are mounting a light under the cabinet and wish to move it further to the front of the counter, you can use the LED Light Extender. This enables you to increase the length of any light from the Modular Track from a standard 11" to up to 22". This is especially useful in corner installations.



LED Puck Light



LED Linear Light



Light Extender

4. Choosing Accessories to Complete the System

The final step is to select the accessories to perfectly complement your system. adorne offers a range of options, including USB charging ports, mobile and tablet cradles, and a Digital Music Kit. Each of these accessories provides flexibility in that it can be added or removed at any time – simply swap it with an existing outlet or blank module to increase your system capabilities.

We're here to help!

We have a dedicated project services team on staff to help you plan your projects, including supplying a full takeoff with a wiring diagram based on your floor plans.

Give us a call at 315.468.8413 or email us your project info at adornemyproject@legrand.us.

Modular Tracks



The adorne system is a flexible and modular solution designed to eliminate kitchen clutter. Fully customizable, you can select from several types of modules and modify your system in minutes. Simply pop out an existing module and replace it with a new module at any time.

The Modular Tracks listed below simply plug together to create a full system custom-designed for any kitchen. They form the base of the system, housing all of the wiring that connects the modules.

Each system must include a Control Box or Direct Wire Connector that is hardwired to existing wiring or plugged into an outlet on the backsplash.

We're here to help!

We have a dedicated project services team on staff to help you plan your projects, including supplying a full takeoff based on your floor plans.

Give us a call at 315.468.8413 or email us your project info at adornemyproject@legrand.us.
















Control Boxes

Every Under-Cabinet Lighting System must include one of the below Control Boxes or Direct Wire Connector. These boxes connect to existing in-wall wiring or plug into an outlet on the backsplash to provide system power.

Control Boxes include system end caps, ensuring a clean finish on the left and right edges of the installed system.



Hardwired installations require three circuits from the electrical panel.

NAME	COMPLIANCE	SPECIFICATIONS	PART NUMBER
12" Modular Track 	 	Includes one Tamper-Resistant Outlet Module and one Blank Module. Can support up to two LED lights. Provides 120V power via 15A outlet modules and 20A pass-through. Module openings are 6" on-center.	APMT12TM2
18" Modular Track 	 	Includes one Tamper-Resistant Outlet Module and one Blank Module. Can support up to two LED lights. Provides 120V power via 15A outlet modules and 20A pass-through. Module openings are 9" on-center.	APMT18TM4
27" Modular Track 	 	Includes two Tamper-Resistant Outlet Modules and one Blank Module. Can support up to three LED lights. Provides 120V power via 15A outlet modules and 20A pass-through. Module openings are 9" on-center.	APMT27TM2
18" Modular Track Extender 		Enables a perfect fit for any kitchen. Simply cut to length (minimum of 6") and attach to end of Modular Track. Does not include any module openings.	APME18TM2
Modular Track Corner Connector 		Use with installations that include a right-angle corner to connect two Modular Tracks. Allow 3" on each side for installations with Corner Connectors.	APCCTM4
Short Modular Track 	 	Includes one Tamper-Resistant Outlet Module. Intended for use on short cabinet sections. 10" in length but can be cut to 8". Enables direct wire connection to wiring behind the wall. Cannot be combined with any other track section.	APST9TM1







NAME	COMPLIANCE	SPECIFICATIONS	PART NUMBER
Control Box with Paddle Dimmer 	450W 	Connects to existing in-wall wiring. Fits onto end of Modular Track, adding 5" onto system length. Includes adorne 450W CFL/LED Paddle Dimmer (ADPD453LM2). GFCI protection must be provided at the electrical panel.	APCB1TM4
Control Box with Paddle Dimmer and 15A GFCI 	450W 15A 	Connects to existing in-wall wiring. Fits onto end of Modular Track, adding 5.25" onto system length. Includes adorne 450W CFL/LED Paddle Dimmer (ADPD453LM2) and 15A Tamper-Resistant GFCI Outlet (AGFTR152M4).	APCB6TM2
Plug-In Control Box 		Snaps into any module opening on the track and plugs into an existing outlet to provide system power. Cord length of 24" can easily be shortened to match the distance from outlet to Modular Track.	APCB3TM4
Control Box, No Devices, 1-Gang 		Connects to existing in-wall wiring. Fits onto end of Modular Track, adding 5" onto system length. Customize with your preference of adorne dimmers, switches, or outlets.	APCB4TM1
Control Box, No Devices, 2-Gang 		Connects to existing in-wall wiring. Fits onto end of Modular Track, adding 5.25" onto system length. Customize with your preference of adorne dimmers, switches, or outlets.	APCB5TM1
Direct Wire Connector 		Enables direct wire feed of power from in-wall wiring, eliminating need for a Control Box. Connector is 6" in length.	APDWCTM1



Lighting

adorne Puck and Linear LED Lights are designed for use with the adorne system only. They can be paired with the adorne CFL/LED Paddle Dimmer (ADPD453L) to enable dimming.

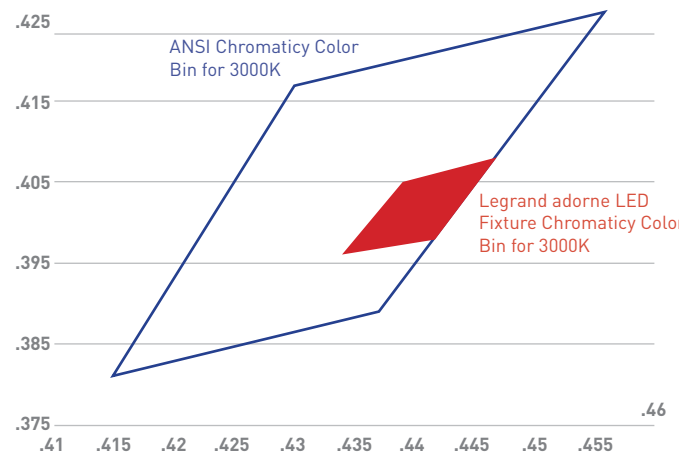
Lights easily plug into a connection port on any system module. Optimal positioning is one light for every 18" of Modular Track. Lights can be added or removed as needed.

NAME	COMPLIANCE	SPECIFICATIONS	PART NUMBER
LED Puck Light 		<ul style="list-style-type: none"> • 7W • 240 lumens • correlated color temperature: 3000 kelvin color rendering index: 95 	ALPKLEDTM4
LED Linear Light 		<ul style="list-style-type: none"> • 8W • 280 lumens • correlated color temperature: 3000 kelvin color rendering index: 95 	ALLNLEDTM4
Light Extender 		Enables adorne LED lights to be mounted up to 22" from backsplash by extending cord length beyond default 11". Ideal for corner cabinet installations.	ALEXTLEDTM4

The adorne system is optimized to provide a premium under-cabinet lighting solution by utilizing the latest innovations in lighting research and LED technologies.

System specifications:

- OSRAM OSOLON® Color Champ LED
- Nominal 3000K Correlated Color Temperature (CCT) warm light output
- Color Rendering Index (CRI) of 95
- Excellent range of color differentiation and rendering of the important red color (think red meat and apples) and skin tones
- A bright lumen light output (Puck = 240 lumens/Linear = 280 lumens) provides optimized lighting for the under-cabinet environment
- Efficient driver design integrated in each fixture results in:
 - Reliable and smooth dimming
 - ENERGY STAR certification
 - Rated for 40,000 hours of high performance
- LED quality control uses a "fine bin system" based on a three-step MacAdams ellipse to ensure color consistency



adorne individual LEDs are specifically selected to ensure fixture output CCT uniformity within a range of less than 100. This tight manufacturing assurance process ensures that variations inherent in the LED chip manufacturing process do not compromise reliable light quality.

We're here to help!

We have a dedicated project services team on staff to help you plan your projects, including supplying a full takeoff based on your floor plans.




Give us a call at 315.468.8413 or email us your project info at adornemyproject@legrand.us.



Digital Music Kit

The Digital Music Kit adds high performance sound to your adorne Under-Cabinet Lighting System. It includes two speakers and a detachable dock for smart phones or MP3 players. Simply fit the main speaker into one module opening and then place the second speaker in any other module location. Speakers can be easily removed and relocated at any time by simply pushing on the sides of the modules and popping them out of the track.

The system features BLUETOOTH® wireless technology to enable streaming of music from your devices. It also includes a 3.5mm cable to manually connect devices.

NAME	COMPLIANCE	SPECIFICATIONS	PART NUMBER
Digital Music Kit 	 	2" (50mm) full range drivers Digital signal processing for full, rich sound BLUETOOTH wireless technology is A2DP compatible Includes USB charging capability	AUDMTM1






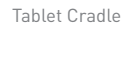
Bluetooth® is a registered trademark of Bluetooth SIG, Inc. The Bluetooth word mark and logos are owned by the Bluetooth SIG, Inc. and any use of such marks (licensee name) is under license. Other trademarks and trade names are those of their respective owners.

Modules and Accessories

adorne system modules are designed to fit in any module opening, and can be easily added or removed by using the included module tool. Simply fit the tool into either end of the module and pop it out of the track.

Cradles do not occupy a module opening. Instead, they save space by resting on the back edge of the track.



NAME	COMPLIANCE	SPECIFICATIONS	PART NUMBER
15A Outlet Module 	15A, 120V 	Provides two power outlets by snapping into any module opening. Tamper-resistant outlet is designed with a patented shutter system. Included with short, 12", 18", and 27" Modular Tracks.	APTR15TM4
USB Outlet Module 	3.1A, 5V 	Provides two USB charging ports for devices such as mobile phones and tablets by snapping into any module opening. Charging cable not included.	APUSB3TM4
Mobile Phone Cradle 		Attaches anywhere along track to hold a mobile phone. Perfect for use with USB Outlet Module while charging devices.	AAPCTM4
Tablet Cradle 		Attaches anywhere along track to hold a tablet. Perfect for use with USB Outlet Module while charging devices.	AATCTM4



LIVE MORE.
WIRED LESS.

WI-FI LIGHTING SYSTEM



52 Wi-Fi Lighting System

55 Wi-Fi Ready Switches and Dimmers

56 Accessories

WI-FI LIGHTING SYSTEM

APP-BASED LIGHTING CONTROL FOR THE HOME



HOW IT WORKS

1. Replace any standard light switch with a Wi-Fi ready switch or dimmer.
2. Plug the Hub into your home network.
3. Download the Legrand Lighting Control app.
4. Easily set up your custom lighting settings. Enjoy!



1. ADD SECURITY

Wherever you are, your home can look like you never left. Set up timed lighting sequences for when you're away.

2. REST EASY IN VACATION MODE

Vacation mode automatically remembers your last week of lighting activity. Set it for your house to replay on its own while you're on vacation.



3. SAVE ENERGY

Ever wonder if all the lights are off for the night? Use the app to ensure the electricity goes to bed when you do.

4. SET YOUR RULES

Imagine setting your lights to wake up in the morning and greet you at home after a day away. You determine your rules, easily set it up in the app, and just like that your life is a little brighter. With countless options, you can set your lights to your liking while you're home or away. The app is free in the App Store.





The App

The right lighting doesn't just transform a room, it changes the way you live in it.

The Lighting Control app delivers simple, Wi-Fi control of compatible Legrand dimmers, switches, and other devices allowing you to adjust your lighting with effortless precision.

FREE! EASY TO USE!!



The Hub™

The adorne Mobile Interface Controller allows you to program and select home lighting scenes from your smart phone, tablet, or PC. In addition, it allows you to schedule lighting events based on time-of-day, such as turning on the exterior lights at sunset.

Simply place this box anywhere in the home and follow instructions to pair it with your adorne Wi-Fi Ready lighting devices. Controller is compatible with adorne whole-house lighting devices, as well as Legrand Miro, LightSense, Enspire, and RF Lighting Control devices.

Compatible with iPhone, iPad, Android, and Blackberry 6 devices.

NAME	PART NUMBER
The Hub	LC7001

Wi-Fi Ready Switches & Dimmers

The adorne Wi-Fi lighting system provides unrivaled convenience, security, and energy-savings for both remodel projects and new construction. The ability to set scenes allows you to create the perfect lighting environment in multiple rooms or the entire house, all at the touch of a single button.

For more details on setting up and pairing whole-house controls, visit www.adornemyhome.com/install to access system instruction sheets or check out our how-to videos.

sofTap™

NAME	SPECIFICATIONS	RATING	COMPATIBLE LOADS	COMPLIANCE	FINISH OPTIONS	PART NUMBER
sofTap Wi-Fi Ready Switch sofTap Wi-Fi Ready Dimmer	Wi-Fi Ready Master		All Loads		White Magnesium	ASTP155RMW1 ASTP155RMM1
	Wi-Fi Ready Remote				White Magnesium	ASTPRRW1 ASTPRRM1
sofTap Wi-Fi Ready Dimmer	Wi-Fi Ready Master (3-Wire) Tru-Universal	6W - 700W	Incandescent, Halogen, Forward-Phase ELV, MLV, Fluorescent 		White Magnesium	ADTP700RMTUW1 ADTP700RMTUM1
	Wi-Fi Ready Master (2-Wire)	6W - 450W	CFL, LED, Reverse-Phase ELV 		White Magnesium	ADTP600RMHW1 ADTP600RMM1
sofTap Wi-Fi Ready Dimmer	Wi-Fi Ready Master (2-Wire)	60W - 600W	Incandescent, Halogen		White Magnesium	ADTP600RMHW1 ADTP600RMM1
	Wi-Fi Ready Remote				White Magnesium	ADTPRRW1 ADTPRRM1

Touch™

NAME	SPECIFICATIONS	RATING	COMPATIBLE LOADS	COMPLIANCE	FINISH OPTIONS	PART NUMBER
Touch Wi-Fi Ready Switch Touch Wi-Fi Ready Dimmer	Wi-Fi Ready Master		All Loads		White Magnesium	ASTH155RMW1 ASTH155RMM1
	Wi-Fi Ready Remote				White Magnesium	ASTHRRW1 ASTHRRM1
Touch Wi-Fi Ready Dimmer	Wi-Fi Ready Master (3-Wire) Tru-Universal	6W - 700W	Incandescent, Halogen, Forward-Phase ELV, MLV, Fluorescent 		White Magnesium	ADTH700RMTUW1 ADTH700RMTUM1
	2015 Lighting for Tomorrow Winner	6W - 450W	CFL, LED, Reverse-Phase ELV 		White Magnesium	ADTH600RMHW1 ADTH600RMM1
Touch Wi-Fi Ready Dimmer	Wi-Fi Ready Master (2-Wire)	60W - 600W	Incandescent, Halogen		White Magnesium	ADTH600RMHW1 ADTH600RMM1
	Wi-Fi Ready Remote				White Magnesium	ADTHRRW1 ADTHRRM1

Accessories

NAME	COLOR	SPECIFICATIONS	PART NUMBER
 <p>Lighting Remote Control</p>	White	<p>This unique remote allows you to control your wireless switches and dimmers from anywhere in the home as well as create lighting scenes.</p> <p>The remote is easy to program and is compatible with adorne Wi-Fi Ready lighting controls. It allows up to four lighting scenes, as well as one-touch dimming or brightening of your lights. Remote includes a magnetic wall-mount cradle for easy storage.</p>	ADWHRM4
 <p>Plug-In Lamp Adapter</p>	White	<p>Allows remote control of table or floor lamps up to 300W when used with the adorne Wi-Fi Lighting System. Simply plug the module into any grounded, 120V outlet and then plug the lamp into the module.</p>	MRP6-W
 <p>Plug-In Small Appliance Module</p>	White	<p>Allows remote control of small appliances such as coffeemakers, radios, and TVs when used with the adorne Wi-Fi Lighting System. Simply plug the module into any grounded, 120V outlet and then plug the appliance into the module.</p>	MRP7-W
 <p>Wireless Key Fob</p>	Black	<p>Access lighting scenes from a remote location, such as the driveway. Keyfob includes a mounting holster for in-car storage. Must be paired with the adorne Wi-Fi Lighting System.</p>	MKFOB
 <p>RS232 to RF Interface</p>	Black	<p>Enables integration of a third party control system with the adorne Whole-House Lighting System. Features a two-wire interface from other control systems and two operating modes (maintained or momentary type inputs). Includes power supply.</p>	MR232-G
 <p>Event Controller Plug-In Kit</p>	Black	<p>Kit includes the Mobile Interface Controller and a pair of Plug-In Lamp Modules.</p>	LC6401
 <p>In-Wall 2000W Box Dimmer</p>	Black	<p>Supports the addition of large lighting loads to the adorne Wi-Fi Lighting System.</p>	MR2000

Accessories

NAME	COLOR	SPECIFICATIONS	PART NUMBER
 <p>Repeater & Away Emulator</p>	Black	<p>Provides extra security when you're on vacation. Records the normal usage of lights throughout a 24-hour period and then plays them back when you're not at home. Also expands the range of the wireless system from 100' to 300'.</p>	MRR2-G
 <p>Room Scene Interface</p>	Black	<p>Connects the adorne Wi-Fi Lighting System with other devices, such as sensors or a security system, at a room level.</p>	MRRC3-G
 <p>Home Scene Interface</p>	Black	<p>Connects the adorne Wi-Fi Lighting System with other whole-house devices, such as sensors or a security system.</p>	MRHC3-G
 <p>IR to RF Interface</p>	Black	<p>Enables control of lighting and audio/video products via universal remotes. Includes IR Programming Remote.</p>	MRIR1
 <p>Handheld Room Scene Controller</p>	Black	<p>Convenient remote control enables selection of up to ten lighting scenes and control of individual loads. Single room control only.</p>	MRH6-G
 <p>Whole-House Scene Controller</p>	Black	<p>Convenient remote control enables selection of up to ten lighting scenes and control of individual loads throughout the home. Also includes a panic button to turn all lights on or flash them in a desired sequence.</p>	MRH5-G
 <p>In-Wall/Ceiling Wireless Access Point</p>	White	<p>With connection speeds of up to 300Mbps, this wireless access point flawlessly supports even the most bandwidth-intensive applications, such as streaming video services and online gaming. Unique design enables in-ceiling or in-wall mounting. Includes power supply and Power over Ethernet (POE) injector</p>	DA1011
 <p>Wireless Video Intercom Kit</p>	NA	<p>The adorne Wireless Video Intercom System allows you to see who's at the front door from multiple locations in the home. The kit includes one exterior video doorbell camera and one interior intercom unit to receive camera images.</p>	AI6100M1
 <p>Interior Intercom Unit</p>	NA	<p>Additional interior intercom units can be added to the system and connected wirelessly to existing units.</p>	AI6000M1



MORE INFORMATION

60 Customer Tools and Support

62 Index

Customer Support Tools

Legrand offers a wealth of support materials for customers interested in selling or specifying adorne. From printed sales materials aimed at consumers to interactive tools designed to aid in project specification, there are a range of options available to support the adorne collection.

Marketing Materials

Consumer Brochure



This short collection overview provides a consumer-friendly look at the adorne product line. Perfect for small tradeshows and take-with materials in lighting showrooms.

View online or contact your Legrand sales representative.

Lighting Showroom Displays



Interactive displays showcasing adorne switches, dimmers, wall plates, and the under-cabinet lighting system. Displays are 3' wide and can sit side-by-side or back-to-back. A third display is available for home systems products.

All adorne showroom partners who have placed a stock order qualify for device and under-cabinet displays. Contact your Legrand sales representative.

Countertop Displays



Convenient displays feature powered switches and dimmers, as well as the under-cabinet lighting system. Device display also includes the Pop-Out Outlet.

adorne Authorized Distributor Partners qualify for countertop displays. In addition, these are an alternative option to the larger, free-standing lighting showroom displays for showrooms that want a smaller footprint. Contact your Legrand sales representative.

Interactive Support

www.adornemyhome.com



Filled with helpful planning tools, in-depth product details, and beautiful, inspirational shots of adorne installed in a variety of homes, the adorne website is your number one resource for support.

On the site, you can find:

- Short, engaging consumer-focused videos
- Inspiration gallery of adorne products used in cottage, traditional, and contemporary homes
- Product Visualizer Tool and App link (see below for more information)
- Product details, including imagery, technical specs, features and benefits, and dimensions
- Under-Cabinet Lighting System Configurator – allows you to easily plan your under-cabinet system, including exact modular track lengths needed, and delivers a bill of materials by part number which can be emailed or saved to your desktop
- Where-to-buy information
- Contact information and issue submittal for technical support
- Easy-to-understand how-to-videos
- Full, searchable library of instruction sheets and product documentation

Product Visualizer

Available as an online tool or as a tablet or smart phone app, the adorne visualizer allows you to view the full range of plate finishes and combine them with a selection of adorne switches, dimmers, and outlets. Simply select a wall plate size, and then swipe through the wall plate finishes to find the one that's right for you. Then, choose white or magnesium switches, dimmers, or outlets to complete your project. You can even demo the different types of switches and dimmers, dimming and brightening a light.

And, you can select a background wall color or even take a picture of your wall to perfectly visualize how adorne will look when your project is finished. Then, choose to save or share your project if you'd like to remember the combination you selected.

You can find the visualizer at www.adornemyhome.com or simply download it from iTunes for your iPhone or iPad.



Technical Support/Project Assistance

We're here to help! Our Technical Support staff has in-depth knowledge of our products and can assist you with your installations. Simply give us a call at the number below, or visit www.adornemyhome.com/install and select "Customer Support" to email your question to a member of our team.

877.By.Legrand (877.295.3472) - 8:00 a.m. - 5:00 p.m. EST

PART NO.	PAGE NO.	PART NO.	PAGE NO.	PART NO.	PAGE NO.	PART NO.	PAGE NO.	PART NO.	PAGE NO.	PART NO.	PAGE NO.
A		ADTH700RMHM1	21	AGFTR2153M4	22	ASTH155RMM1	20, 21, 55	AWC3GSN4	36	AWM3GM4	37
AAAL1G4	25	ADTH700RMHW1	21	AGFTR2153W4	22	ASTH155RMW1	20, 21, 55	AWC4GAB4	36	AWM3GMB4	37
AAAL2G2	25	ADTH700RMTUM1	20, 55	AGFTR2202M4	22	ASTH1532M2	20, 21	AWC4GAN4	36	AWM3GMS4	37
AAAL3G2	25	ADTH700RMTUW1	20, 55	AGFTR2202W4	22	ASTH1532W2	20, 21	AWC4GBB4	36	AWM3GMW4	37
AAAL4G2	25	ADTH700RMUM1	21	AI6000M1	57	ASTHRRM1	20, 21, 55	AWC4GBP4	36	AWM3GMWWW4	37
AABK1M4	21, 26	ADTH700RMUW1	21	AI6100M1	57	ASTHRRW1	20, 21, 55	AWC4GBS4	36	AWM3GW4	37
AABK1W4	21, 26	ADTHMRUM2	21	ALEXTLEDTM4	48	ASTM2M2	18, 21	AWC4GDP4	36	AWM3GWE4	37
AAFN4S16AM4	14, 21	ADTHMRUW2	21	ALLNLEDTM4	48	ASTM2W2	18, 21	AWC4GNB4	36	AWM4GFH4	37
AAFN4S16AW4	14, 21	ADTHRRM1	20, 21, 55	ALPKLEDTM4	48	ASTP155RMM1	16, 21, 55	AWC4GOB4	36	AWM4GHFBK1	35
AALSL6	25	ADTHRRW1	20, 21, 55	APCB1TM4	47	ASTP155RMW1	16, 21, 55	AWC4GSB4	36	AWM4GHFBR1	35
AALSL277	25	ADTP600RMHM1	17, 55	APCB6TM2	47	ASTP1532M4	16, 21	AWC4GSN4	36	AWM4GHFBS1	35
AANLM14	24	ADTP600RMHW1	17, 55	APCB3TM4	47	ASTP1532W4	16, 21	AWM1G2FH4	37	AWM4GHFDS1	35
AANLM24	24	ADTP700MMHM2	21	APCB4TM1	47	ASTPRF2M2	21	AWM1G2HFBR4	35	AWM4GHFFE1	35
AAPCTM4	49	ADTP700MMHW2	21	APCB5TM1	47	ASTPRF2W2	21	AWM1G2HFBS4	35	AWM4GHFMH1	35
AARNL2	24	ADTP700MMUM2	21	APCCTM4	46	ASTPRFR2M2	21	AWM1G2HFBS4	35	AWM4GLE4	37
AATCTM4	49	ADTP700MMUW2	21	APDWCTM1	47	ASTPRFR2W2	21	AWM1G2HFDS4	35	AWM4GM4	37
AC1PFM1	26	ADTP700RMHM1	21	APME18TM2	46	ASTPRRM1	16, 21, 55	AWM1G2HFFE4	35	AWM4GMB4	37
AC1PFW1	26	ADTP700RMHW1	21	APMT12TM2	46	ASTPRRW1	16, 21, 55	AWM1G2HFHM4	35	AWM4GMS4	37
AC2PFM1	26	ADTP700RMTUM1	17, 55	APMT18TM4	46	ASVS12M4	18, 21	AWM1G2LE4	37	AWM4GMW4	37
AC2PFW1	26	ADTP700RMTUW1	17, 55	APMT27TM2	46	ASVS12W4	18, 21	AWM1G2M4	37	AWM4GMWWW4	37
AC4PFM1	26	ADTP700RMUM1	21	APST9TM1	46	ASWR1532M4	15, 21	AWM1G2MB4	37	AWM4GW4	37
AC4PFW1	26	ADTP700RMUW1	21	APTR15TM4	49	ASWR1532W4	15, 21	AWM1G2MS4	37	AWM4GWE4	37
AC5ERJ45CM1	27	ADTP703HM2	16, 21	APUSB3TM4	49	ASWV1532M2	19, 21	AWM1G2MW4	37	AWP1G2AT4	38
AC5ERJ45CW1	27	ADTP703HW2	16, 21	ARCD152M10	23	ASWV1532W2	19, 21	AWM1G2MWW4	37	AWP1G2BL6	39
AC5ERJ45M1	27	ADTP703TUM4	16	ARCD152W10	23	AUDMTM1	49	AWM1G2W4	37	AWP1G2BR6	38
AC5ERJ45W1	27	ADTP703TUW4	16	ARCD202M10	23	AWC1G2AB4	36	AWM1G2WE4	37	AWP1G2CH4	38
AC6RJ45M1	27	ADTP703UM2	21	ARCD202W10	23	AWC1G2AN4	36	AWM1G3FH4	37	AWP1G2CP4	38
AC6RJ45W1	27	ADTP703UW2	21	ARCH152M10	23	AWC1G2BB4	36	AWM1G3HFBK1	35	AWP1G2FG6	39
ACABPM1	27	ADTP1103HM4	16, 21	ARCH152W10	23	AWC1G2BP4	36	AWM1G3HFBR1	35	AWP1G2GG4	38
ACABPW1	27	ADTP1103HW4	16, 21	ARPS15RF2M4	21, 23	AWC1G2BS4	36	AWM1G3HFBS1	35	AWP1G2GG4	38
ACBLKM4	27	ADTPMRUM2	21	ARPS15RF2W4	21, 23	AWC1G2DP4	36	AWM1G3HFDS1	35	AWP1G2HY6	38
ACBLKW4	27	ADTPMRUW2	21	ARPS152M4	21, 22	AWC1G2NB4	36	AWM1G3HFFE1	35	AWP1G2LA6	39
ACBRSTPM1	26	ADTPRRM1	17, 21, 55	ARPS152W4	21, 22	AWC1G2OB4	36	AWM1G3HFMH1	35	AWP1G2LG6	39
ACBRSTPW1	26	ADTPRRW1	17, 21, 55	ARPS152W4	21, 22	AWC1G2SB4	36	AWM1G3LE4	37	AWP1G2MG6	39
ACHDMIM1	27	ADWHRM4	56	ARPTR151GM2	23	AWC1G2SN4	36	AWM1G3M4	37	AWP1G2M06	39
ACHDMIW1	27	ADWR600MMHM2	15	ARPTR152GM2	23	AWC1G3AB4	36	AWM1G3MB4	37	AWP1G2NK4	38
ACNRFCM1	27	ADWR600MMHW2	15	ARPTR152GM2	23	AWC1G3AN4	36	AWM1G3MS4	37	AWP1G2PL4	39
ACNRFCW1	27	ADWR700MMHM2	21	ARPTR152GW2	23	AWC1G3BB4	36	AWM1G3MW4	37	AWP1G2PW4	39
ACPRCAF1	27	ADWR700MMHW2	21	ARTR152M4	21, 22	AWC1G3BP4	36	AWM1G3MWW4	37	AWP1G2RS6	39
ACPRCAF1	27	ADWR700MMTUM2	15	ARTR152W4	21, 22	AWC1G3BS4	36	AWM1G3W4	37	AWP1G2TB4	39
ACRBRCAF1	27	ADWR700MMUW2	21	ARTR153M4	21, 22	AWC1G3DP4	36	AWM1G3WE4	37	AWP1G2TF4	39
ACRBRCAF1	27	ADWR700MMUW2	21	ARTR153W4	21, 22	AWC1G3NB4	36	AWM2GFH4	37	AWP1G2TM6	39
ACRJ25M1	27	ADWR703HM4	15, 21	ARTR202M4	21, 22	AWC1G3OB4	36	AWM2GHFBK1	35	AWP1G2WH6	38
ACRJ25W1	27	ADWR703HW4	15, 21	ARTR202W4	21, 22	AWC1G3SB4	36	AWM2GHFBR1	35	AWP1G2WHW10	38
ACSSIM1	27	ADWR1103HM4	15, 21	ARUSBM4	21, 23	AWC1G3SN4	36	AWM2GHFBS1	35	AWP1G3AT4	38
ACSSIW1	27	ADWR1103HW4	15, 21	ARUSBW4	21, 23	AWC2GAB4	18, 21	AWM2GHFDS1	35	AWP1G3BL4	39
ACYRCAF1	27	ADWRMRUM2	15, 21	ASOS32M4	18, 21	AWC2GAN4	18, 21	AWM2GHFFE1	35	AWP1G3BR4	38
ACYRCAF1	27	ADWRMRUW2	15, 21	ASOS32W4	18, 21	AWC2GBB4	18, 21	AWM2GHFMH1	35	AWP1G3CH4	38
ADPD4FBL3P2M4	14	AF1G	26	ASPD1531M4	14, 21	AWC2GBP4	14	AWM2GLE4	37	AWP1G3CP4	38
ADPD4FBL3P2W4	14	AF2G	26	ASPD1531M277	14	AWC2GBS4	14, 21	AWM2GM4	37	AWP1G3FG4	39
ADPD453LM2	21	AF3G	26	ASPD1531W277	14	AWC2GDP4	14, 21	AWM2GMB4	37	AWP1G3GG4	38
ADPD453LW2	21	AF4G	26	ASPD1532M4	14, 21	AWC2GNB4	14, 21	AWM2GMS4	37	AWP1G3GR4	38
ADPD703HM4	14, 21	AF5G	26	ASPD1532M277	14	AWC2GOB4	14	AWM2GMW4	37	AWP1G3HY4	38
ADPD703HW4	14, 21	AF6G	26	ASPD1532W277	14	AWC2GSB4	14	AWM2GMWWW4	37	AWP1G3LA4	39
ADPD1103HM2	14, 21	AGFTR152M4	21	ASPD1532W4	14	AWC2GSN4	14	AWM2GW4	37	AWP1G3LG4	39
ADPD1103HW4	14, 21	AGFTR152W4	21	ASPD1532W277	14	AWC3GAB4	14	AWM2GWE4	37	AWP1G3MG4	39
ADSM703HM2	18, 21	AGFTR153M4	21	ASPD1542M277	14	AWC3GAN4	14	AWM3GFH4	37	AWP1G3M04	39
ADSM703HW2	18, 21	AGFTR153W4	21	ASPD1542W277	14	AWC3GAB4	14	AWM3GFH4	37	AWP1G3M04	39
ADTH600RMHM1	20, 55	AGFTR202M4	21	ASPD2032M4	14, 21	AWC3GBB4	14, 21	AWM3GHFBK1	35	AWP1G3NK4	38
ADTH600RMHW1	20, 55	AGFTR202W4	21	ASPD2032W4	14, 21	AWC3GBP4	14, 21	AWM3GHFBR1	35	AWP1G3PL4	39
ADTH700MMUM2	21	AGFTR2152M4	22	ASPD2042M4	14, 21	AWC3GBS4	14, 21	AWM3GHFBS1	35	AWP1G3PW4	39
ADTH700MMUW2	21	AGFTR2152W4	22	ASPD2042W4	14, 21	AWC3GDP4	14, 21	AWM3GHFDS1	35	AWP1G3RS4	39
				ASPU1532M4	17, 21	AWC3GNB4	17, 21	AWM3GHFFE1	35	AWP1G3TB4	39
				ASPU1532W4	17, 21	AWC3GOB4	17, 21	AWM3GHFMH1	35	AWP1G3TF4	39
						AWC3GSB4	17, 21	AWM3GLE4	37	AWP1G3TM4	39

PART NO.	PAGE NO.	PART NO.	PAGE NO.	PART NO.	PAGE NO.	
AWP1G3WH4	38	AWP4GTB4	39	M		
AWP1G3WHW4	38	AWP4GTF1	39		MKFOB	56
AWP2GAT4	38	AWP4GTM4	39		MR232-G	56
AWP2GBL4	39	AWP4GWH4	38		MR2000	56
AWP2GBR4	38	AWP4GWHW4	38		MRH5-G	57
AWP2GCH4	38	AWP5GAT1	38		MRH6-G	57
AWP2GCP4	38	AWP5GBL1	39		MRHC3-G	57
AWP2GFG4	39	AWP5GBR1	38		MRIR1	57
AWP2GGG4	38	AWP5GCH1	38		MRP6-W	56
AWP2GGR4	38	AWP5GCP1	38		MRP7-W	56
AWP2GHY4	38	AWP5GFG1	39	MRR2-G	57	
AWP2GLA4	39	AWP5GGG1	38	MRRC3-G	57	
AWP2GLG4	39	AWP5GGR1	38			
AWP2GMG4	39	AWP5GHY1	38			
AWP2GMO4	39	AWP5GLG1	39			
AWP2GNK4	38	AWP5GMG1	39			
AWP2GPL4	39	AWP5GMO1	39			
AWP2GPW4	39	AWP5GNK1	38			
AWP2GRS4	39	AWP5GPL1	39			
AWP2GTB4	39	AWP5GPW1	39			
AWP2GTF4	39	AWP5GRS1	39			
AWP2GTM4	39	AWP5GTB4	39			
AWP2GWH4	38	AWP5GTF1	39			
AWP2GWHW10	38	AWP5GTM1	39			
AWP3GAT4	38	AWP5GWH1	38			
AWP3GBL4	39	AWP5GWHW1	38			
AWP3GBR4	38	AWP6GAT1	38			
AWP3GCH4	38	AWP6GBL1	39			
AWP3GCP4	38	AWP6GBR1	38			
AWP3GFG4	39	AWP6GCH1	38			
AWP3GGG4	38	AWP6GCP1	38			
AWP3GGR4	38	AWP6GFG1	39			
AWP3GHY4	38	AWP6GGG1	38			
AWP3GLA4	39	AWP6GGR1	38			
AWP3GLG4	39	AWP6GHY1	38			
AWP3GMG4	39	AWP6GLG1	39			
AWP3GMO4	39	AWP6GMG1	39			
AWP3GNK4	38	AWP6GMO1	39			
AWP3GPL4	39	AWP6GNK1	38			
AWP3GPW4	39	AWP6GPL1	39			
AWP3GRS4	39	AWP6GPW1	39			
AWP3GTB4	39	AWP6GRS1	39			
AWP3GTF4	39	AWP6GTB4	39			
AWP3GTM4	39	AWP6GTF1	39			
AWP3GWH4	38	AWP6GTM1	39			
AWP3GWHW4	38	AWP6GWH1	38			
AWP4GAT1	38	AWP6GWHW1	38			
AWP4GBL4	39					
AWP4GBR4	38	D				
AWP4GCH4	38	DA1011	57			
AWP4GCP1	38					
AWP4GFG4	39	L				
AWP4GGG1	38	LC6401	56			
AWP4GGR4	38	LC7001	54			
AWP4GHY4	38					
AWP4GLA4	39					
AWP4GLG4	39					
AWP4GMG4	39					
AWP4GMO4	39					
AWP4GNK1	38					
AWP4GPL4	39					
AWP4GPW1	39					
AWP4GRS4	39					

BEDROOM BEFORE



BEDROOM AFTER

