



**332 SN**

Finish: **Satin Nickel**  
Glass: **Faux Alabaster**

**331 SN** W: 5 1/2" H: 8" Ext: 7 1/2" 1-Med. 100W

**332 SN** W: 12" H: 8" Ext: 6 1/2" 2-Med. 100W

**333 SN** W: 18" H: 8" Ext: 7 1/2" 3-Med. 100W

**333 SN**



**331 SN**



**302 SN**

Finish: **Satin Nickel**  
Glass: **Etched**

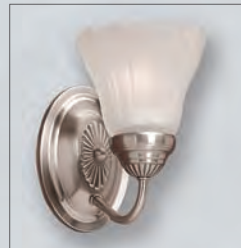
**301 SN** W: 5" H: 8" Ext: 8 1/4" 1-Med. 100W

**302 SN** W: 11" H: 8" Ext: 6 1/4" 2-Med. 100W

**303 SN** W: 15" H: 8" Ext: 8 1/4" 3-Med. 100W

**304 SN** W: 21" H: 8" Ext: 6 1/4" 4-Med. 100W

**301 SN**



**303 SN**



**304 SN**



# SEMI-FLUSH

**1163 RBZ** W: 19 1/2" H: 16" 3-Med. 100W  
**1263 RBZ** W: 27" H: 15 1/2" 3-Med. 100W  
**9033 SN** W: 24" H: 20" 3-Med. 100W

1163 RBZ



Finish: **Rubbed Bronze**  
Glass: **Turinian Scavo**

9033 SN



Finish: **Satin Nickel**  
Glass: **Faux Alabaster**

1263 RBZ



Finish: **Rubbed Bronze**  
Glass: **Turinian Scavo**



# SEMI-FLUSH



Finish: **Chrome**  
Glass: **Etched White**

**742 SN** W: 13" H: 10 3/4" 2-Med. 100W

**752 EB** W: 13" H: 10 3/4" 2-Med. 100W

**7103 CH** W: 16 3/4" H: 13 1/2" 3-Med. 100W

**7113 RBZ** W: 16 3/4" H: 13 1/2" 3-Med. 100W



Finish: **Rubbed Bronze**  
Glass: **Florentine Scavo**



Finish: **Satin Nickel**  
Glass: **Faux Alabaster**



Finish: **Euro Bronze**  
Glass: **Turinian Scavo**



# SEMI-FLUSH

Finish: **Satin Nickel**  
Glass: **Faux Alabaster**

- 5031 SN** W: 13" H: 11 1/2" 2-Med. 60W
- 5033 SN** W: 15" H: 12" 2-Med. 100W
- 5035 SN** W: 17" H: 15" 3-Med. 60W

5035 SN



5033 SN



5031 SN



Finish: **Silver Mist**  
Glass: **Florentine Scavo**

- 5091 SM** W: 13" H: 11 1/2" 2-Med. 60W
- 5093 SM** W: 15" H: 12" 2-Med. 100W
- 5095 SM** W: 17" H: 15" 3-Med. 60W

5095 SM



5093 SM



5091 SM





# SEMI-FLUSH



5095 BG

Finish: **Burnished Gold**  
Glass: **Florentine Scavo**

**5091 BG** W: 13" H: 11 1/2" 2-Med. 60W  
**5093 BG** W: 15" H: 12" 2-Med. 100W  
**5095 BG** W: 17" H: 15" 3-Med. 60W

5091 BG



5093 BG



5205 RBZ

Finish: **Rubbed Bronze**  
Glass: **Turinian Scavo**

**5201 RBZ** W: 13" H: 11 1/2" 2-Med. 60W  
**5203 RBZ** W: 15" H: 12" 2-Med. 100W  
**5205 RBZ** W: 17" H: 15" 3-Med. 60W

5201 RBZ



5203 RBZ



# SEMI-FLUSH

Finish: **Burnished Gold**  
Glass: **Florentine Scavo**

- 5071 BG** W: 11" H: 11 1/2" 2-Med. 60W
- 5073 BG** W: 13" H: 12" 2-Med. 100W
- 5075 BG** W: 15" H: 15" 3-Med. 60W

5075 BG



5073 BG



5071 BG



Finish: **Bronze**  
Glass: **Faux Alabaster**

- 571 BZ** W: 11" H: 11 1/2" 2-Med. 60W
- 573 BZ** W: 13" H: 12" 2-Med. 100W
- 575 BZ** W: 15" H: 15" 3-Med. 60W

575 BZ



573 BZ



571 BZ



Finish: **Satin Nickel**  
Glass: **Faux Alabaster**

- 571 SN** W: 11" H: 11 1/2" 2-Med. 60W
- 573 SN** W: 13" H: 12" 2-Med. 100W
- 575 SN** W: 15" H: 15" 3-Med. 60W

575 SN



573 SN



571 SN





# SEMI-FLUSH



**1732 SN**

Finish: **Satin Nickel**  
Glass: **Faux Alabaster**



**1802 EB**

Finish: **Euro Bronze**  
Glass: **Turinian Scavo**



**1042 RBZ**

Finish: **Rubbed Bronze**  
Glass: **Turinian Scavo**

- 1042 RBZ** W: 18" H: 12" 2-Med. 100W
- 1043 RBZ** W: 20" H: 12" 3-Med. 100W
- 1732 SN** W: 17" H: 10 1/4" 2-Med. 100W
- 1802 EB** W: 17" H: 10 1/4" 2-Med. 100W



**1043 RBZ**

Finish: **Rubbed Bronze**  
Glass: **Turinian Scavo**

# PENDANT



**1731 BG**

Finish: **Burnished Gold**  
Glass: **Florentine Scavo**

- 1711 BZ** W: 16 1/2" H: 10 1/4" 1-Med. 150W
- 1711 SN** W: 16 1/2" H: 10 1/4" 1-Med. 150W
- 1731 BG** W: 16 1/2" H: 10 1/4" 1-Med. 150W



**1711 BZ**

Finish: **Bronze**  
Glass: **Faux Alabaster**



**1711 SN**

Finish: **Satin Nickel**  
Glass: **Faux Alabaster**

# FLUSHMOUNT

**522 WH** W: 12" H: 4" 2-Med. 60W

**532 WH** W: 16" H: 4 1/2" 2-Med. 75W

**534 WH** W: 20" H: 5 1/2" 4-Med. 60W

**722 SN** W: 13" H: 6" 2-Med. 75W

**732 EB** W: 13" H: 6" 2-Med. 75W

**5034 RBZ** W: 20" H: 5 1/2" 4-Med. 60W

**522 WH**

**532 WH**

**534 WH**

Finish: **White**

Glass: **Faux Alabaster**



**5034 RBZ**

Finish: **Rubbed Bronze**

Glass: **Turinian Scavo**



**722 SN**

Finish: **Euro Bronze**

Glass: **Turinian Scavo**

**732 EB**

Finish: **Satin Nickel**

Glass: **Faux Alabaster**







5131 SN  
5133 SN  
5135 SN

Finish: **Satin Nickel**  
Glass: **Etched White**



Suitable for damp locations

**5121 EB** W: 10" H: 4 1/2" 1-Med. 100W

**5123 EB** W: 12" H: 5" 2-Med. 60W

**5125 EB** W: 14" H: 5 1/2" 3-Med. 60W

**5131 SN** W: 10" H: 4 1/2" 1-Med. 100W

**5133 SN** W: 12" H: 5" 2-Med. 60W

**5135 SN** W: 14" H: 5 1/2" 3-Med. 60W

**5221 CH** W: 10" H: 4 1/2" 1-Med. 100W

**5223 CH** W: 12" H: 5" 2-Med. 60W

**5225 CH** W: 14" H: 5 1/2" 3-Med. 60W

**5221 RBZ** W: 10" H: 4 1/2" 1-Med. 100W

**5223 RBZ** W: 12" H: 5" 2-Med. 60W

**5225 RBZ** W: 14" H: 5 1/2" 3-Med. 60W

5221 RBZ  
5223 RBZ  
5225 RBZ

Finish: **Rubbed Bronze**  
Glass: **Etched White**



Suitable for damp locations

5121 EB  
5123 EB  
5125 EB

Finish: **Euro Bronze**  
Glass: **Turinian Scavo**



Suitable for damp locations

Suitable for damp locations

5221 CH  
5223 CH  
5225 CH



Finish: **Chrome**  
Glass: **Etched White**





# FLUSHMOUNT

**561 BG** W: 11" H: 5 1/2" 2-Med. 60W  
**563 BG** W: 13" H: 5 1/2" 2-Med. 60W  
**565 BG** W: 15" H: 5 1/2" 3-Med. 60W

**561 BZ** W: 11" H: 5 1/2" 2-Med. 60W  
**563 BZ** W: 13" H: 5 1/2" 2-Med. 60W  
**565 BZ** W: 15" H: 5 1/2" 3-Med. 60W

**5061 BG** W: 11" H: 5 1/2" 2-Med. 60W  
**5063 BG** W: 13" H: 5 1/2" 2-Med. 60W  
**5065 BG** W: 15" H: 5 1/2" 3-Med. 60W

**5161 RBZ** W: 11" H: 5 1/2" 2-Med. 60W  
**5163 RBZ** W: 13" H: 5 1/2" 2-Med. 60W  
**5165 RBZ** W: 15" H: 5 1/2" 3-Med. 60W

**5401 RBZ** W: 11" H: 5 1/2" 2-Med. 60W  
**5403 RBZ** W: 13" H: 5 1/2" 2-Med. 60W  
**5405 RBZ** W: 15" H: 5 1/2" 3-Med. 60W

**5061 BG**  
**5063 BG**  
**5065 BG**

Finish: **Burnished Gold**  
 Glass: **Florentine Scavo**

Suitable for damp locations



**5161 RBZ**  
**5163 RBZ**  
**5165 RBZ**

Finish: **Rubbed Bronze**  
 Glass: **Turinian Scavo**

Suitable for damp locations



**561 BG**  
**563 BG**  
**565 BG**

Finish: **Burnished Gold**  
 Glass: **Faux Alabaster**

Suitable for damp locations

**5401 RBZ**  
**5403 RBZ**  
**5405 RBZ**

Finish: **Rubbed Bronze**  
 Glass: **Etched White**



Suitable for damp locations

**561 BZ**  
**563 BZ**  
**565 BZ**

Finish: **Bronze**  
 Glass: **Faux Alabaster**

Suitable for damp locations







5061 SM  
5063 SM  
5065 SM

Finish: **Silver Mist**  
Glass: **Florentine Scavo**

Suitable for damp  
locations

5401 RS  
5403 RS  
5405 RS

Finish: **Rubbed Silver**  
Glass: **Etched White**



Suitable for damp  
locations



5171 VI  
5173 VI  
5175 VI

Finish: **Vintage Iron**  
Glass: **Linen**

Suitable for damp  
locations



561 SN  
563 SN  
565 SN

Finish: **Satin Nickel**  
Glass: **Faux Alabaster**

Suitable for damp  
locations

561 VI  
563 VI  
565 VI

Finish: **Vintage Iron**  
Glass: **Faux Alabaster**



Suitable for damp  
locations

**561 SN** W: 11" H: 5 1/2" 2-Med. 60W  
**563 SN** W: 13" H: 5 1/2" 2-Med. 60W  
**565 SN** W: 15" H: 5 1/2" 3-Med. 60W

**561 VI** W: 11" H: 5 1/2" 2-Med. 60W  
**563 VI** W: 13" H: 5 1/2" 2-Med. 60W  
**565 VI** W: 15" H: 5 1/2" 3-Med. 60W

**5061 SM** W: 11" H: 5 1/2" 2-Med. 60W  
**5063 SM** W: 13" H: 5 1/2" 2-Med. 60W  
**5065 SM** W: 15" H: 5 1/2" 3-Med. 60W

**5171 VI** W: 11" H: 5 1/2" 2-Med. 60W  
**5173 VI** W: 13" H: 5 1/2" 2-Med. 60W  
**5175 VI** W: 15" H: 5 1/2" 3-Med. 60W

**5401 RS** W: 11" H: 5 1/2" 2-Med. 60W  
**5403 RS** W: 13" H: 5 1/2" 2-Med. 60W  
**5405 RS** W: 15" H: 5 1/2" 3-Med. 60W

# FLUSHMOUNT

**561 CH** W: 11" H: 5 1/2" 2-Med. 60W

**563 CH** W: 13" H: 5 1/2" 2-Med. 60W

**561 FTB** W: 11" H: 5 1/2" 2-Med. 60W

**563 FTB** W: 13" H: 5 1/2" 2-Med. 60W

**565 FTB** W: 15" H: 5 1/2" 3-Med. 60W

**561 KH** W: 11" H: 5 1/2" 2-Med. 60W

**563 KH** W: 13" H: 5 1/2" 2-Med. 60W

**565 KH** W: 15" H: 5 1/2" 3-Med. 60W

**561 PB** W: 11" H: 5 1/2" 2-Med. 60W

**563 PB** W: 13" H: 5 1/2" 2-Med. 60W

**565 PB** W: 15" H: 5 1/2" 3-Med. 60W

**561 WH** W: 11" H: 5 1/2" 2-Med. 60W

**563 WH** W: 13" H: 5 1/2" 2-Med. 60W

**565 WH** W: 15" H: 5 1/2" 3-Med. 60W



**561 KH**  
**563 KH**  
**565 KH**

Finish: **Khaki**  
Glass: **Faux Alabaster**

Suitable for damp locations

**561 WH**  
**563 WH**  
**565 WH**



Finish: **Matte White**  
Glass: **Faux Alabaster**

Suitable for damp locations

**561 CH**  
**563 CH**



Finish: **Chrome**  
Glass: **Faux Alabaster**

Suitable for damp locations

**561 FTB**  
**563 FTB**  
**565 FTB**



Finish: **Fine Textured Black**  
Glass: **Faux Alabaster**

Suitable for damp locations

**561 PB**  
**563 PB**  
**565 PB**



Finish: **Polished Brass**  
Glass: **Faux Alabaster**

Suitable for damp locations





501 CH  
502 CH

Finish: **Chrome**  
Glass: **Prismatic**

501 BZ  
502 BZ



Finish: **Bronze**  
Glass: **Prismatic**

501 SN  
502 SN



Finish: **Satin Nickel**  
Glass: **Prismatic**

501 WH  
502 WH



Finish: **Matte White**  
Glass: **Prismatic**

511 BZ  
512 BZ



Finish: **Bronze**  
Glass: **Etched**

511 CH  
512 CH



Finish: **Chrome**  
Glass: **Etched**

511 SN  
512 SN



Finish: **Satin Nickel**  
Glass: **Etched**

511 WH  
512 WH



Finish: **Matte White**  
Glass: **Etched**

541 BZ  
542 BZ  
552 BZ



Finish: **Bronze**  
Glass: **Faux Alabaster**

541 SN  
542 SN  
552 SN



Finish: **Satin Nickel**  
Glass: **Faux Alabaster**

541 WH  
542 WH



Finish: **Matte White**  
Glass: **Faux Alabaster**

5041 BG  
5042 BG



Finish: **Burnished Gold**  
Glass: **Florentine Scavo**

**501 BZ** W: 7 1/2" H: 5" 1-Med. 60W

**502 BZ** W: 9 1/2" H: 6" 2-Med. 60W

**501 CH** W: 7 1/2" H: 5" 1-Med. 60W

**502 CH** W: 9 1/2" H: 6" 2-Med. 60W

**501 SN** W: 7 1/2" H: 5" 1-Med. 60W

**502 SN** W: 9 1/2" H: 6" 2-Med. 60W

**501 WH** W: 7 1/2" H: 5" 1-Med. 60W

**502 WH** W: 9 1/2" H: 6" 2-Med. 60W

**511 BZ** W: 7 1/2" H: 5" 1-Med. 60W

**512 BZ** W: 9 1/2" H: 6" 2-Med. 60W

**511 CH** W: 7 1/2" H: 5" 1-Med. 60W

**512 CH** W: 9 1/2" H: 6" 2-Med. 60W

**511 SN** W: 7 1/2" H: 5" 1-Med. 60W

**512 SN** W: 9 1/2" H: 6" 2-Med. 60W

**511 WH** W: 7 1/2" H: 5" 1-Med. 60W

**512 WH** W: 9 1/2" H: 6" 2-Med. 60W

**541 BZ** W: 7 1/2" H: 5" 1-Med. 60W

**542 BZ** W: 9 1/2" H: 6" 2-Med. 60W

**552 BZ** W: 11" H: 6 1/2" 2-Med. 60W

**541 SN** W: 7 1/2" H: 5" 1-Med. 60W

**542 SN** W: 9 1/2" H: 6" 2-Med. 60W

**552 SN** W: 11" H: 6 1/2" 2-Med. 60W

**541 WH** W: 7 1/2" H: 5" 1-Med. 60W

**542 WH** W: 9 1/2" H: 6" 2-Med. 60W

**5041 BG** W: 7 1/2" H: 5" 1-Med. 60W

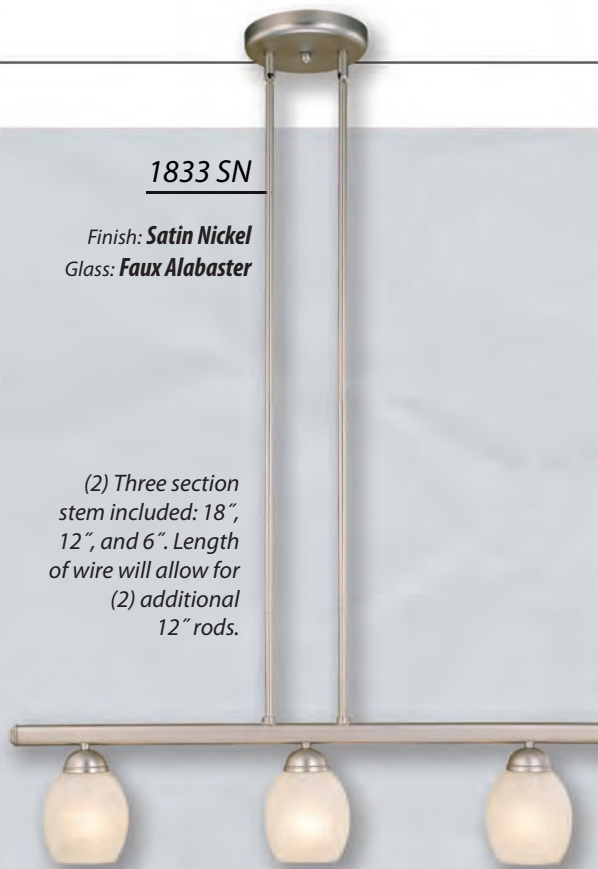
**5042 BG** W: 9 1/2" H: 6" 2-Med. 60W

# ISLAND LIGHT

## 1833 SN

Finish: **Satin Nickel**  
Glass: **Faux Alabaster**

(2) Three section stem included: 18", 12", and 6". Length of wire will allow for (2) additional 12" rods.



- 523 BG** W: 17 3/4" H: 17 3/4" L: 30" 3-Med. 100W
- 1803 BG** W: 33 3/4" H: 47" 3-Med. 100W
- 1813 BG** W: 33 3/4" H: 47" 3-Med. 100W
- 1833 SN** W: 33 3/4" H: 47" 3-Med. 100W

## 523 BG

Finish: **Burnished Gold**  
Glass: **Florentine Scavo**



## 1803 BG



Finish: **Burnished Gold**  
Glass: **Art Glass**

## 1813 BG



Finish: **Burnished Gold**  
Glass: **Florentine Scavo**





1673 SN

Finish: **Satin Nickel**  
Glass: **Art Glass**



1672 SN

Finish: **Satin Nickel**  
Glass: **Art Glass**



- 1501 RBZ** W: 6 1/4" H: 47 1/2" 1-Med. 100W
- 1672 RBZ** W: 4 1/4" H: 46" 1-Med. 100W
- 1672 SN** W: 4 1/4" H: 46" 1-Med. 100W
- 1673 RBZ** W: 4 1/4" H: 46" 1-Med. 100W
- 1673 SN** W: 4 1/4" H: 46" 1-Med. 100W

1673 RBZ

Finish: **Rubbed Bronze**  
Glass: **Art Glass**



1501 RBZ

Finish: **Rubbed Bronze**  
Glass: **Light India Scavo**



1672 RBZ

Finish: **Rubbed Bronze**  
Glass: **Art Glass**



Three section stem included: 18", 12", and 6".  
Length of wire will allow for  
(2) additional 12" rods.



# MINI-PENDANT

Standard 3/8" OD Size Stems or Rods

- 1670 RBZ** W: 4 1/4" H: 46" 1-Med. 100W
- 1670 SN** W: 4 1/4" H: 46" 1-Med. 100W
- 1671 RBZ** W: 4 1/4" H: 46" 1-Med. 100W
- 1671 SN** W: 4 1/4" H: 46" 1-Med. 100W
- 1674 RBZ** W: 4 1/4" H: 46" 1-Med. 100W
- 1674 SN** W: 4 1/4" H: 46" 1-Med. 100W

## 1674 SN

Finish: **Satin Nickel**  
Glass: **Art Glass**



## 1670 RBZ

Finish: **Rubbed Bronze**  
Glass: **Art Glass**




## 1671 SN

Finish: **Satin Nickel**  
Glass: **Art Glass**



## 1670 SN

Finish: **Satin Nickel**  
Glass: **Art Glass**



## 1671 RBZ

Finish: **Rubbed Bronze**  
Glass: **Art Glass**



## 1674 RBZ

Finish: **Rubbed Bronze**  
Glass: **Art Glass**



Three section stem included: 18", 12", and 6".  
Length of wire will allow for  
(2) additional 12" rods.



**1661 RBZ**

Finish: **Rubbed Bronze**  
Glass: **Art Glass**



**1641 RBZ**

Finish: **Rubbed Bronze**  
Glass: **Art Glass**



<b>1641 RBZ</b>	W: 5"	H: 45"	1-Med. 100W
<b>1641 SN</b>	W: 5"	H: 45"	1-Med. 100W
<b>1651 RBZ</b>	W: 5"	H: 45"	1-Med. 100W
<b>1651 SN</b>	W: 5"	H: 45"	1-Med. 100W
<b>1661 RBZ</b>	W: 5"	H: 45"	1-Med. 100W
<b>1661 SN</b>	W: 5"	H: 45"	1-Med. 100W

**1651 RBZ**

Finish: **Rubbed Bronze**  
Glass: **Art Glass**



**1651 SN**

Finish: **Satin Nickel**  
Glass: **Art Glass**



**1661 SN**

Finish: **Satin Nickel**  
Glass: **Art Glass**



**1641 SN**

Finish: **Satin Nickel**  
Glass: **Art Glass**



Three section stem included: 18", 12", and 6".  
Length of wire will allow for  
(2) additional 12" rods.



# MINI-PENDANT

Standard 3/8" OD Size Stems or Rods

<b>1611 RBZ</b>	W: 5"	H: 45"	1-Med. 100W
<b>1611 SN</b>	W: 5"	H: 45"	1-Med. 100W
<b>1621 RBZ</b>	W: 5"	H: 45"	1-Med. 100W
<b>1621 SN</b>	W: 5"	H: 45"	1-Med. 100W
<b>7251 SN</b>	W: 5"	H: 45 1/2"	1-Med. 100W

## 1611 SN

Finish: **Satin Nickel**  
Glass: **Faux Onyx**



## 1621 RBZ

Finish: **Rubbed Bronze**  
Glass: **Burgundy Art Glass**



## 1611 RBZ

Finish: **Rubbed Bronze**  
Glass: **Faux Onyx**



## 1621 SN

Finish: **Satin Nickel**  
Glass: **Burgundy Art Glass**



## 7251 SN

Finish: **Satin Nickel**  
Glass: **Etched White**



Three section stem included: 18", 12", and 6".  
Length of wire will allow for  
(2) additional 12" rods.



### 1601 RBZ

Finish: **Rubbed Bronze**  
Glass: **Champagne Chip**



### 1401 SN

Finish: **Satin Nickel**  
Glass: **Faux Alabaster**



<b>1401 SN</b>	W: 6 3/4"	H: 48 1/4"	1-Med. 100W
<b>1461 PW</b>	W: 5 3/4"	H: 50 1/2"	1-Med. 100W
<b>1601 RBZ</b>	W: 5"	H: 45"	1-Med. 100W
<b>1601 SN</b>	W: 5"	H: 45"	1-Med. 100W
<b>2081 BG</b>	W: 7 3/4"	H: 49 3/4"	1-Med. 100W

### 1461 PW

Finish: **Pewter**  
Glass: **Etched White**



### 1601 SN

Finish: **Satin Nickel**  
Glass: **Champagne Chip**



### 2081 BG

Finish: **Burnished Gold**  
Glass: **Florentine Scavo/Tiffany**



Three section stem included: 18", 12", and 6".  
Length of wire will allow for  
(2) additional 12" rods.

# MINI-PENDANT

Standard 3/8" OD Size Stems or Rods

## 1961 SN

Finish: **Satin Nickel**  
Glass: **Linen**



## 1981 EB

Finish: **Euro Bronze**  
Glass: **Turinian Scavo**



<b>1801 BG</b>	W: 5"	H: 47"	1-Med. 100W
<b>1811 BG</b>	W: 7"	H: 44 1/2"	1-Med. 100W
<b>1831 BG</b>	W: 4 1/2"	H: 45"	1-Med. 100W
<b>1961 SN</b>	W: 5"	H: 47 3/4"	1-Med. 100W
<b>1981 EB</b>	W: 5"	H: 47 3/4"	1-Med. 100W
<b>1991 EB</b>	W: 5"	H: 47 3/4"	1-Med. 100W

## 1991 EB

Finish: **Euro Bronze**  
Glass: **Acid Etched Art Glass**



## 1801 BG

Finish: **Burnished Gold**  
Glass: **Art Glass**



## 1811 BG

Finish: **Burnished Gold**  
Glass: **Art Glass**



## 1831 BG

Finish: **Burnished Gold**  
Glass: **Art Glass**



Three section stem included: 18", 12", and 6".  
Length of wire will allow for  
(2) additional 12" rods.



**1081 RBZ**

Finish: **Rubbed Bronze**  
Glass: **Turinian Scavo**



**7061 BB/S**

Finish: **Burled Bronze/Silver**  
Glass: **Florentine Scavo**



<b>1081 RBZ</b>	W: 5 1/2"	H: 53"	1-Med. 100W
<b>1791 BG</b>	W: 4 1/2"	H: 45 1/2"	1-Med. 100W
<b>7061 BB/S</b>	W: 5 1/2"	H: 45 1/2"	1-Med. 100W
<b>7161 BZ/G</b>	W: 7 1/2"	H: 50"	1-Med. 100W
<b>7201 RBZ</b>	W: 7"	H: 42"	1-Med. 100W

**7161 BZ/G**

Finish: **Bronze/Gold**  
Glass: **Turinian Scavo**



**7201 RBZ**

Finish: **Rubbed Bronze**  
Glass: **Light India Scavo**



**1791 BG**

Finish: **Burnished Gold**  
Glass: **Florentine Pineapple**



Three section stem included: 18", 12", and 6".  
Length of wire will allow for  
(2) additional 12" rods.

# MINI-PENDANT

Standard 3/8" OD Size Stems or Rods

**911 BG** W: 7" H: 51 1/2" 1-Med. 100W  
**951 SM** W: 5 3/4" H: 52" 1-Med. 100W  
**971 BG** W: 9 1/2" H: 50 1/2" 1-Med. 100W  
**971 SN** W: 9 1/2" H: 50 1/2" 1-Med. 100W  
**2001 BK** W: 7" H: 48 3/4" 1-Med. 100W

**911 BG**

Finish: **Burnished Gold**  
Glass: **Amber Scavo**



**951 SM**

Finish: **Silver Mist**  
Glass: **Turinian Scavo**



**971 BG**

Finish: **Burnished Gold**  
Glass: **Turinian Scavo**



**971 SN**

Finish: **Satin Nickel**  
Glass: **Faux Alabaster**



**2001 BK**

Finish: **Matte Black**  
Glass: **Turinian Scavo**



Three section stem included: 18", 12", and 6".  
Length of wire will allow for  
(2) additional 12" rods.



**7011 BG**

Finish: **Burnished Gold**  
Glass: **Florentine Scavo**



**1201 RBZ**

Finish: **Rubbed Bronze**  
Glass: **Turinian Scavo**



<b>1041 RBZ</b>	W: 7"	H: 52"	1-Med. 100W
<b>1141 VI</b>	W: 7"	H: 52"	1-Med. 100W
<b>1201 RBZ</b>	W: 6 1/2"	H: 53"	1-Med. 100W
<b>1351 RBZ</b>	W: 7 1/2"	H: 52 1/2"	1-Med. 100W
<b>7011 BG</b>	W: 6"	H: 52"	1-Med. 100W
<b>7121 BG</b>	W: 5 1/2"	H: 46 1/2"	1-Med. 100W

**7121 BG**

Finish: **Burnished Gold**  
Glass: **Umber Swirl**



**1041 RBZ**

Finish: **Rubbed Bronze**  
Glass: **Turinian Scavo**



**1141 VI**

Finish: **Vintage Iron**  
Glass: **Linen**



**1351 RBZ**

Finish: **Rubbed Bronze**  
Glass: **Turinian Scavo**



Three section stem included: 18", 12", and 6".  
Length of wire will allow for  
(2) additional 12" rods.

# MINI-PENDANT

Standard 3/8" OD Size Stems or Rods

- 1741 SN** W: 6" H: 47" 1-Med. 100W
- 1781 EB** W: 6" H: 47" 1-Med. 100W
- 1901 SN** W: 4 1/2" H: 45" 1-Med. 100W
- 1911 SN** W: 4 1/2" H: 45" 1-Med. 100W
- 1921 EB** W: 4 1/2" H: 45" 1-Med. 100W

## 1901 SN

Finish: **Satin Nickel**  
Glass: **Faux Alabaster**



## 1921 EB

Finish: **Euro Bronze**  
Glass: **Turinian Scavo**



## 1911 SN

Finish: **Satin Nickel**  
Glass: **Linen**



## 1781 EB

Finish: **Euro Bronze**  
Glass: **Turinian Scavo**



## 1741 SN

Finish: **Satin Nickel**  
Glass: **Faux Alabaster**



Three section stem included: 18", 12", and 6".  
Length of wire will allow for  
(2) additional 12" rods.



**1701 BK**

Finish: **Matte Black**  
Glass: **Faux Alabaster**



**1701 BZ**

Finish: **Bronze**  
Glass: **Faux Alabaster**



**1701 SN**

Finish: **Satin Nickel**  
Glass: **Faux Alabaster**



- 1091 RBZ** W: 7 1/2" H: 44 1/2" 1-Med. 100W
- 1361 RBZ** W: 7 1/2" H: 44 1/2" 1-Med. 100W
- 1361 RS** W: 7 1/2" H: 44 1/2" 1-Med. 100W
- 1701 BK** W: 7 3/4" H: 45" 1-Med. 100W
- 1701 BZ** W: 7 3/4" H: 45" 1-Med. 100W
- 1701 SN** W: 7 3/4" H: 45" 1-Med. 100W
- 1721 BG** W: 7 3/4" H: 45" 1-Med. 100W

**1361 RS**

Finish: **Rubbed Silver**  
Glass: **Etched White**



**1361 RBZ**

Finish: **Rubbed Bronze**  
Glass: **Etched White**



**1721 BG**

Finish: **Burnished Gold**  
Glass: **Florentine Scavo**



**1091 RBZ**

Finish: **Rubbed Bronze**  
Glass: **Turinian Scavo**



Three section stem included: 18", 12", and 6".  
Length of wire will allow for  
(2) additional 12" rods.

# MINI-PENDANT

Standard 3/8" OD Size Stems or Rods

<b>253 BG</b>	W: 4 1/2"	H: 36"	Ext: 3/4"
<b>253 RBZ</b>	W: 4 1/2"	H: 36"	Ext: 3/4"
<b>253 SN</b>	W: 4 1/2"	H: 36"	Ext: 3/4"
<b>1431 SN</b>	W: 5"	H: 45 3/4"	1-Med. 100W
<b>1941 SN</b>	W: 5"	H: 47"	1-Med. 100W
<b>1951 EB</b>	W: 6"	H: 47 1/2"	1-Med. 100W
<b>6521 RBZ</b>	W: 8"	H: 41"	1-Med. 100W

## 1941 SN

Finish: **Satin Nickel**  
Glass: **Faux Alabaster**



## 1951 EB

Finish: **Euro Bronze**  
Glass: **Turinian Scavo**



## 1431 SN

Finish: **Satin Nickel**  
Glass: **Faux Alabaster**



## 6521 RBZ

Finish: **Rubbed Bronze**  
Glass: **Florentine Scavo**



Three section stem included: 18", 12", and 6".  
Length of wire will allow for  
(2) additional 12" rods.

### 253 RBZ



Finish: **Rubbed Bronze**

### 253 BG



Finish: **Burnished Gold**

### 253 SN



Finish: **Satin Nickel**

Adapter plates with floating canopy which enables  
the mounting of 2 or 3 mini-pendants from  
a single outlet box. Hole distance for  
mini-pendants is 15".

Not compatible with 1/2" OD stems (Neo Industrial)



**5391 CP**

Finish: **Copper**  
Glass: **Inside Etched**



**5391 SN**

Finish: **Satin Nickel**  
Glass: **Inside Etched**



<b>5370 BN</b>	W: 11"	H: 49 1/2"	Body: 10 1/2"	1-Med. 100A
<b>5370 RBZ</b>	W: 11"	H: 49 1/2"	Body: 10 1/2"	1-Med. 100A
<b>5391 CP</b>	W: 8 1/2"	H: 47"	Body: 8"	1-Med. 100A
<b>5391 RBZ</b>	W: 8 1/2"	H: 47"	Body: 8"	1-Med. 100A
<b>5391 SN</b>	W: 8 1/2"	H: 47"	Body: 8"	1-Med. 100A

**5370 BN**

Finish: **Brushed Nickel**  
Glass: **Inside Etched**



**5370 RBZ**

Finish: **Rubbed Bronze**  
Glass: **Inside Etched**



**5391 RBZ**

Finish: **Rubbed Bronze**  
Glass: **Inside Etched**



Three section stem included: 18", 12", and 6".  
Length of wire will allow for  
(2) additional 12" rods.

# MINI-PENDANT

Oversized 1/2" OD Size Stems or Rods

## 5381 CP

Finish: **Copper**  
Glass: **Clear Prismatic**

## 5381 RBZ

Finish: **Rubbed Bronze**  
Glass: **Clear Prismatic**

- 5380 BN W: 11" H: 47" Body: 8" 1-Med. 100A
- 5380 RBZ W: 11" H: 47" Body: 8" 1-Med. 100A
- 5381 CH W: 10" H: 50" Body: 12" 1-Med. 100A
- 5381 CP W: 10" H: 50" Body: 12" 1-Med. 100A
- 5381 RBZ W: 10" H: 50" Body: 12" 1-Med. 100A



## 5381 CH

Finish: **Chrome**  
Glass: **Clear Prismatic**



## 5380 RBZ

Finish: **Rubbed Bronze**  
Glass: **Clear Prismatic**



## 5380 BN

Finish: **Brushed Nickel**  
Glass: **Clear Prismatic**



Three section stem included: 18", 12", and 6". Length of wire will allow for (2) additional 12" rods.



**5361 RBZ**

Finish: **Rubbed Bronze**  
Glass: **Opal White**  
**Schoolhouse**



**5361 CP**

Finish: **Copper**  
Glass: **Opal White**  
**Schoolhouse**



- 5351 CH** W: 9 1/2" H: 46 1/2" Body: 8" 1-Med. 100A
- 5351 CP** W: 9 1/2" H: 46 1/2" Body: 8" 1-Med. 100A
- 5351 RBZ** W: 9 1/2" H: 46 1/2" Body: 8" 1-Med. 100A
- 5361 CH** W: 15" H: 51" Body: 13" 1-Med. 150A
- 5361 CP** W: 15" H: 51" Body: 13" 1-Med. 150A
- 5361 RBZ** W: 15" H: 51" Body: 13" 1-Med. 150A


**5351 CP**

Finish: **Copper**  
Glass: **Opal White**  
**Schoolhouse**




**5351 CH**

Finish: **Chrome**  
Glass: **Opal White**  
**Schoolhouse**



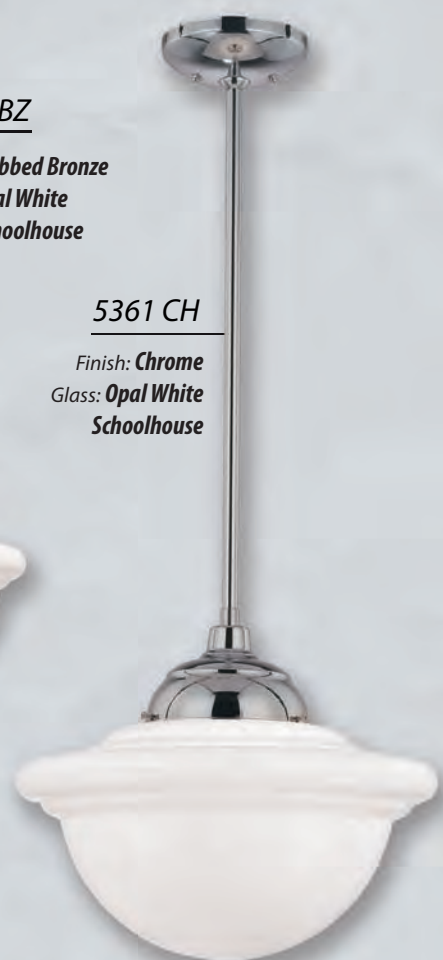
**5351 RBZ**

Finish: **Rubbed Bronze**  
Glass: **Opal White**  
**Schoolhouse**



**5361 CH**

Finish: **Chrome**  
Glass: **Opal White**  
**Schoolhouse**



Three section stem included: 18", 12", and 6".  
Length of wire will allow for  
(2) additional 12" rods.

# MINI-PENDANT

Oversized 1/2" OD Size Stems or Rods

## 5331 SN

Finish: **Satin Nickel**  
Glass: **Clear Crosscut**

## 5301 SN

Finish: **Satin Nickel**

## 5301 RBZ

Finish: **Rubbed Bronze**



- 5301 RBZ** W: 10 1/4" H: 47 3/4" Body: 9 3/4" 1-Med. 100A
- 5301 SN** W: 10 1/4" H: 47 3/4" Body: 9 3/4" 1-Med. 100A
- 5311 RBZ** W: 17" H: 51 1/2" Body: 13 1/2" 1-Med. 150A
- 5311 SN** W: 17" H: 51 1/2" Body: 13 1/2" 1-Med. 150A
- 5331 RBZ** W: 10" H: 46 1/2" Body: 8 3/4" 1-Med. 100A
- 5331 SN** W: 10" H: 46 1/2" Body: 8 3/4" 1-Med. 100A

## 5311 RBZ

Finish: **Rubbed Bronze**

## 5331 RBZ

Finish: **Rubbed Bronze**  
Glass: **Clear Crosscut**

## 5311 SN


Finish: **Satin Nickel**



Three section stem included: 18", 12", and 6". Length of wire will allow for (2) additional 12" rods.



# FAN LIGHT KIT




**1963-C/L**

Glass: **Linen**

Antique White, Rubbed Bronze,  
Satin Nickel, and Vintage Iron  
Hardware included

- 1712-C/L** W: 12 3/4" H: 6 1/2" 3-Candle 60W
- 1722-C/L** W: 13" H: 6 1/2" 3-Candle 60W
- 1742-C/L** W: 11 3/4" H: 5 1/4" 3-Candle 60W
- 1762-C/L** W: 12 3/4" H: 6 1/2" 3-Candle 60W
- 1792-C/L** W: 13" H: 6 1/2" 3-Candle 60W
- 1963-C/L** W: 13" H: 6 1/2" 3-Candle 60W


All fan kits include the 190W wattage  
limiter and (3) 60W candle lamps



**1792-C/L**

Glass: **Florentine Scavo**


Antique White, Bronze,  
Satin Nickel, and White  
Hardware included



**1722-C/L**

Glass: **Faux Alabaster**


Antique White, Bronze,  
Satin Nickel, and White  
Hardware included



**1712-C/L**

Glass: **Faux Alabaster**


Antique White, Bronze,  
Satin Nickel, and White  
Hardware included



**1742-C/L**

Glass: **Faux Alabaster**

Antique White, Bronze,  
Satin Nickel, and White  
Hardware included



**1762-C/L**

Glass: **Matte Vein**

Antique White, Bronze,  
Satin Nickel, and White  
Hardware included

5271

Finish: **Rubbed Bronze,**  
**Rubbed Silver**  
Glass: **Etched White**



Suitable for ADA applications

- 5181 VI** W: 8" H: 9 1/2" Ext: 4" 1-Med. 60W
- 5191 VI** W: 8" H: 9 1/2" Ext: 4" 1-Med. 60W
- 5271** W: 8" H: 9 1/2" Ext: 4" 1-Med. 60W
- 5281 RBZ** W: 8" H: 9 1/2" Ext: 4" 1-Med. 60W
- 5291 RBZ** W: 8" H: 9 1/2" Ext: 4" 1-Med. 60W

5281 RBZ



Suitable for ADA applications

Finish: **Rubbed Bronze**  
Glass: **Turinian Scavo**

5291 RBZ



Suitable for ADA applications

Finish: **Rubbed Bronze**  
Glass: **Turinian Scavo**

5191 VI



Suitable for ADA applications

Finish: **Vintage Iron**  
Glass: **Linen**

5181 VI



Suitable for ADA applications

Finish: **Vintage Iron**  
Glass: **Linen**







**1771**

Finish: **Bronze, Satin Nickel, White**  
Glass: **Faux Alabaster**

<b>521 WH</b>	W: 10"	H: 5"	Ext: 4"	1-Med. 100W
<b>581 WH</b>	W: 10"	H: 5"	Ext: 5 1/2"	1-Med. 100W
<b>721 WH</b>	W: 11"	H: 5"	Ext: 5 1/2"	1-Med. 60W
<b>1761</b>	W: 11"	H: 12"	Ext: 5 1/2"	1-Med. 60W
<b>1771</b>	W: 11"	H: 12"	Ext: 5 1/2"	1-Med. 60W
<b>5021 KH</b>	W: 10"	H: 5"	Ext: 4"	1-Med. 100W

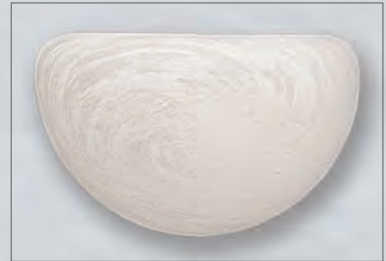
**1761**



Finish: **Bronze, Burnished Gold, Silver Mist**  
Glass: **Florentine Scavo**

**721 WH**

Enclosed Top



Finish: **White**  
Glass: **Faux Alabaster**


**5021 KH**



Finish: **Khaki**  
Glass: **Florentine Scavo**

Suitable for ADA applications

**521 WH**



Finish: **White**  
Glass: **Faux Alabaster**

Suitable for ADA applications

**581 WH**



Finish: **White**  
Glass: **Faux Alabaster**

## 212 BG

Finish: **Burnished Gold**  
Glass: **Turinian Scavo**



Suitable for ADA applications

<b>212 BG</b>	W: 7"	H: 11"	Ext: 4"	2-Candle 60W
<b>242</b>	W: 13 1/2"	H: 6 1/2"	Ext: 4"	2-Candle 40W
<b>252 BG</b>	W: 14"	H: 11 1/2"	Ext: 4"	2-Candle 40W
<b>252 SN</b>	W: 14"	H: 11 1/2"	Ext: 4"	2-Candle 40W
<b>1871 EB</b>	W: 4 3/4"	H: 9"	Ext: 6"	1-Med. 100W
<b>1881 SN</b>	W: 4 3/4"	H: 9"	Ext: 6"	1-Med. 100W

### 1881 SN



Can be mounted with glass up or down

Suitable for ADA applications

Finish: **Satin Nickel**  
Glass: **Faux Alabaster**

### 1871 EB



Suitable for ADA applications

Finish: **Euro Bronze**  
Glass: **Turinian Scavo**

### 252 BG



Finish: **Burnished Gold**  
Shade: **Gold Tone Silk**

Suitable for ADA applications

### 252 SN



Finish: **Satin Nickel**  
Shade: **Silver Tone Silk**

Suitable for ADA applications

### 242




Suitable for ADA applications

Shade: **Gold Tone Silk**



# GLASS & SHADES



G-133

Glass: *Light India Scavo*

W: 5 1/2"  
H: 5 1/4"

G-132



Glass: *Etched White*

G-110



Glass: *Fuax Alabaster*

G-121



Glass: *Florentine Scavo*

G-124



Glass: *Fuax Alabaster*

G-130



Glass: *Florentine Scavo*

G-131



Glass: *Turinian Scavo*

W: 5 1/4"  
H: 4 3/4"

G-126



Glass: *Art Glass*

G-129



Glass: *Art Glass*

W: 4 3/4"  
H: 4 1/2"

G-100



Glass: *Prismatic*

G-101



Glass: *Etched*

W: 4 3/4"  
H: 4 1/2"

S-7



Shade: *Gold Tone*

S-8



Shade: *Silver Tone*

W: 6"  
H: 4 3/4"





**RLM, n.** 1. abr - reflector luminaire manufacturer;  
2. abr - reflector light microscopy

## **R SERIES:**

*Traditional RLM styles for commercial and residential applications. Stem hung shades are UL wet listed and mounting components are sold separately. Cord hung shades are UL damp listed and packaged with all required hanging materials.*

*RRWS12-ABR shown with RGN10-ABR (optional)*



*RRRS14-ABR shown with RGN10-ABR (optional)*



*RGN10 goose neck may be used to convert any R-Series stem hung shade to close mount wall lantern in commercial and residential applications.*



# R SERIES

## R SERIES Construction:

**Materials:** Cold rolled steel, die cast zinc.

**Finishes:** Architectural Bronze, Satin Black, Satin Green, Satin Red, Copper and White are electrostatically sprayed and oven baked with UV stabilized paint appropriate for indoor/outdoor use. All shades, excluding Copper and Galvanized, incorporate white liners for increased light reflectivity. Matching colors are available in spray can form from various paint retailers. Galvanized is zinc plated steel with a clear protective overcoat.

**UL:** All R Series units, excluding cord hung styles, are UL listed for wet locations. Cord hung styles are UL listed for damp locations.

**Unique** stem hung design does not require pipe sealant compound on fittings.

**Unique** positive lock feature secures proper angle on Angle and Emblem style wall shades.

**3/4"** ID rigid conduit or water pipe may be substituted for stems or goose necks.

**All R Series and Neo Industrial fixtures are compatible with integrated CFL's.**



# 18" RAILROAD SHADES



## RRRS18-ABR

Shade Only.  
Shown with optional  
RSCK-ABR Canopy Kit and  
RS1-ABR Stem

### Finishes:

- Architectural Bronze - ABR
- Copper - CP
- Galvanized - GA
- Satin Black - SB

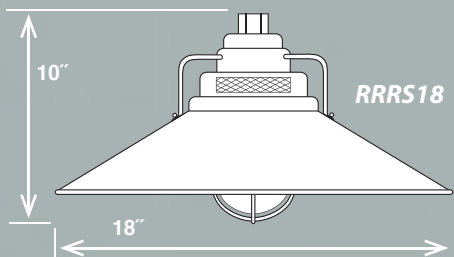
## RRRS18-CP

Shade Only.  
Shown with optional  
RSCK-CP Canopy Kit and  
RS1-CP Stem

Multi-step painted  
copper finish is uniform  
on inside and outside  
areas of shade



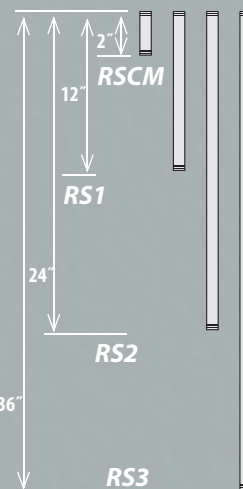
## RAILROAD SHADES



Removeable glass guard and inside  
etched glass included

- RRRS18-ABR W: 18" H:10" Wire: 100" Med. 100W A19
- RRRS18-CP W: 18" H:10" Wire: 100" Med. 100W A19
- RRRS18-GA W: 18" H:10" Wire: 100" Med. 100W A19
- RRRS18-SB W: 18" H:10" Wire: 100" Med. 100W A19

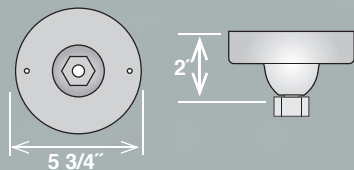
## STEMS



- RSCM-ABR ID: 3/4" L:2"
- RSCM-CP ID: 3/4" L:2"
- RSCM-GA ID: 3/4" L:2"
- RSCM-SB ID: 3/4" L:2"
- RS1-ABR ID: 3/4" L:12"
- RS1-CP ID: 3/4" L:12"
- RS1-GA ID: 3/4" L:12"
- RS1-SB ID: 3/4" L:12"
- RS2-ABR ID: 3/4" L:24"
- RS2-CP ID: 3/4" L:24"
- RS2-GA ID: 3/4" L:24"
- RS2-SB ID: 3/4" L:24"
- RS3-ABR ID: 3/4" L:36"
- RS3-CP ID: 3/4" L:36"
- RS3-GA ID: 3/4" L:36"
- RS3-SB ID: 3/4" L:36"

## CANOPY KITS (for Ceiling Applications)

### RSCK



Canopy Kits will Swivel up to 25°

- RSCK-ABR W: 5 3/4"
- RSCK-CP W: 5 3/4"
- RSCK-GA W: 5 3/4"
- RSCK-SB W: 5 3/4"



# R SERIES



## RRRS18-GA

Shade Only.  
Shown with optional  
RSCK-GA Canopy Kit and  
RS1-GA Stem

Galvanized finishes may  
be inconsistent



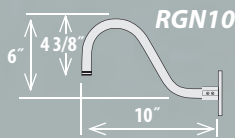
## RRRS18-SB

Shade Only.  
Shown with optional  
RGN15-SB Goose Neck

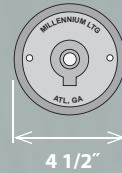
### EASY TO ORDER:

1. Choose a Shade
2. Choose a Goose Neck for Wall Mount **OR** Choose a Stem & Canopy Kit for Ceiling Mount

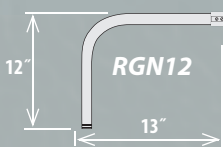
### GOOSE NECKS (Actual Photos Shown on Page 238)



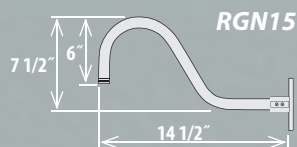
**RGN10-ABR** ID: 3/4" L:10"  
**RGN10-CP** ID: 3/4" L:10"  
**RGN10-GA** ID: 3/4" L:10"  
**RGN10-SB** ID: 3/4" L:10"



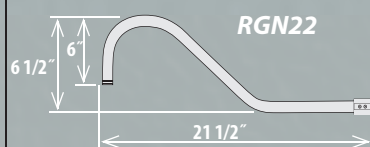
Back Plate included  
with goose neck



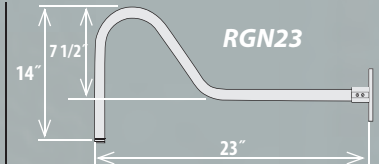
**RGN12-ABR** ID: 3/4" L:13"  
**RGN12-CP** ID: 3/4" L:13"  
**RGN12-GA** ID: 3/4" L:13"  
**RGN12-SB** ID: 3/4" L:13"



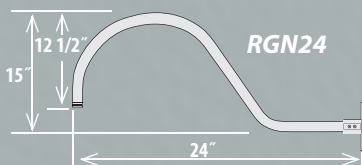
**RGN15-ABR** ID: 3/4" L:14 1/2"  
**RGN15-CP** ID: 3/4" L:14 1/2"  
**RGN15-GA** ID: 3/4" L:14 1/2"  
**RGN15-SB** ID: 3/4" L:14 1/2"



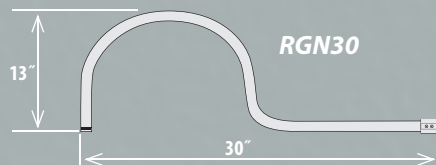
**RGN22-ABR** ID: 3/4" L:21 1/2"  
**RGN22-CP** ID: 3/4" L:21 1/2"  
**RGN22-GA** ID: 3/4" L:21 1/2"  
**RGN22-SB** ID: 3/4" L:21 1/2"



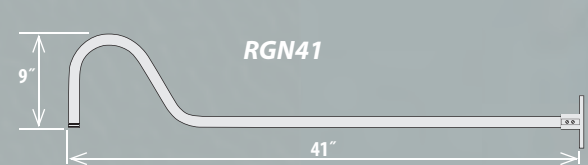
**RGN23-ABR** ID: 3/4" L:23"  
**RGN23-CP** ID: 3/4" L:23"  
**RGN23-GA** ID: 3/4" L:23"  
**RGN23-SB** ID: 3/4" L:23"



**RGN24-ABR** ID: 3/4" L:24"  
**RGN24-CP** ID: 3/4" L:24"  
**RGN24-GA** ID: 3/4" L:24"  
**RGN24-SB** ID: 3/4" L:24"



**RGN30-ABR** ID: 3/4" L:30"  
**RGN30-CP** ID: 3/4" L:30"  
**RGN30-GA** ID: 3/4" L:30"  
**RGN30-SB** ID: 3/4" L:30"



**RGN41-ABR** ID: 3/4" L:41"  
**RGN41-CP** ID: 3/4" L:41"  
**RGN41-GA** ID: 3/4" L:41"  
**RGN41-SB** ID: 3/4" L:41"

# 14" RAILROAD SHADES



**Finishes:**

- Architectural Bronze - ABR
- Copper - CP
- Galvanized - GA
- Satin Black - SB

**RRRS14-SB**

Shade Only.  
Shown with optional  
RSCK-SB Canopy Kit and  
RS1-SB Stem



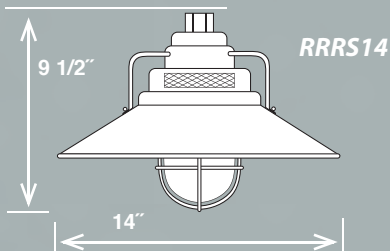
**RRRS14-GA**

Shade Only.  
Shown with optional  
RSCK-GA Canopy Kit and  
RS1-GA Stem



Galvanized finishes may  
be inconsistent

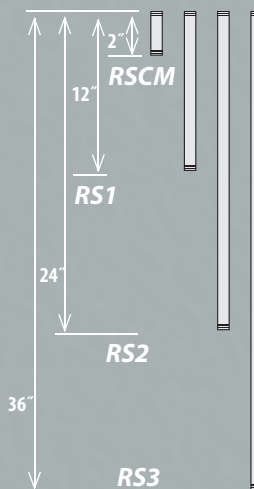
## RAILROAD SHADES



- RRRS14-ABR W: 14" H: 9 1/2" Wire: 100" Med. 100W A19
- RRRS14-CP W: 14" H: 9 1/2" Wire: 100" Med. 100W A19
- RRRS14-GA W: 14" H: 9 1/2" Wire: 100" Med. 100W A19
- RRRS14-SB W: 14" H: 9 1/2" Wire: 100" Med. 100W A19

Removeable glass guard and inside  
etched glass included

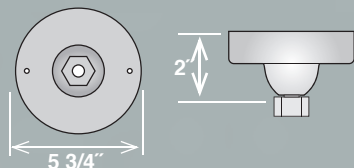
## STEMS



- RSCM-ABR ID: 3/4" L:2"
- RSCM-CP ID: 3/4" L:2"
- RSCM-GA ID: 3/4" L:2"
- RSCM-SB ID: 3/4" L:2"
- RS1-ABR ID: 3/4" L:12"
- RS1-CP ID: 3/4" L:12"
- RS1-GA ID: 3/4" L:12"
- RS1-SB ID: 3/4" L:12"
- RS2-ABR ID: 3/4" L:24"
- RS2-CP ID: 3/4" L:24"
- RS2-GA ID: 3/4" L:24"
- RS2-SB ID: 3/4" L:24"
- RS3-ABR ID: 3/4" L:36"
- RS3-CP ID: 3/4" L:36"
- RS3-GA ID: 3/4" L:36"
- RS3-SB ID: 3/4" L:36"

## CANOPY KITS (for Ceiling Applications)

**RSCK**



Canopy Kits will Swivel up to 25°

- RSCK-ABR W: 5 3/4"
- RSCK-CP W: 5 3/4"
- RSCK-GA W: 5 3/4"
- RSCK-SB W: 5 3/4"



# R SERIES



## RRRS14-ABR

Shade Only.  
Shown with optional  
RSCK-ABR Canopy Kit and  
RS1-ABR Stem



## RRRS14-CP

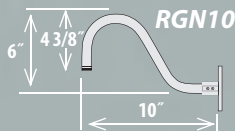
Shade Only.  
Shown with optional  
RGN15-CP Goose Neck

Multi-step painted  
copper finish is uniform  
on inside and outside  
areas of shade

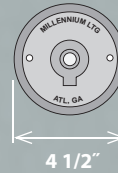
### EASY TO ORDER:

1. Choose a Shade
2. Choose a Goose Neck for Wall Mount **OR** Choose a Stem & Canopy Kit for Ceiling Mount

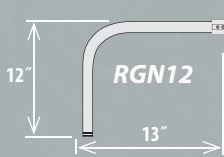
### GOOSE NECKS (Actual Photos Shown on Page 238)



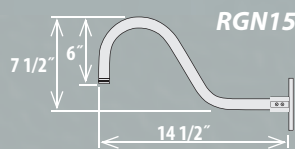
**RGN10-ABR** ID: 3/4" L:10"  
**RGN10-CP** ID: 3/4" L:10"  
**RGN10-GA** ID: 3/4" L:10"  
**RGN10-SB** ID: 3/4" L:10"



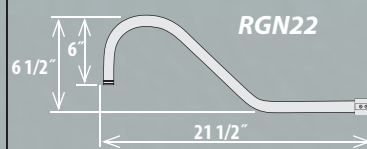
Back Plate included  
with goose neck



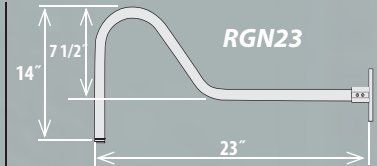
**RGN12-ABR** ID: 3/4" L:13"  
**RGN12-CP** ID: 3/4" L:13"  
**RGN12-GA** ID: 3/4" L:13"  
**RGN12-SB** ID: 3/4" L:13"



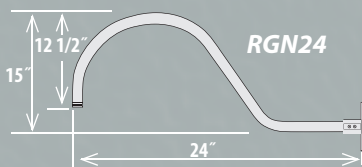
**RGN15-ABR** ID: 3/4" L:14 1/2"  
**RGN15-CP** ID: 3/4" L:14 1/2"  
**RGN15-GA** ID: 3/4" L:14 1/2"  
**RGN15-SB** ID: 3/4" L:14 1/2"



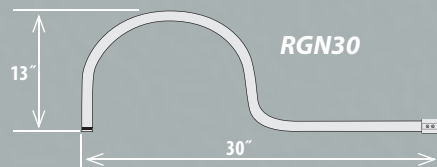
**RGN22-ABR** ID: 3/4" L:21 1/2"  
**RGN22-CP** ID: 3/4" L:21 1/2"  
**RGN22-GA** ID: 3/4" L:21 1/2"  
**RGN22-SB** ID: 3/4" L:21 1/2"



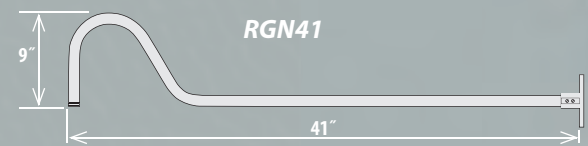
**RGN23-ABR** ID: 3/4" L:23"  
**RGN23-CP** ID: 3/4" L:23"  
**RGN23-GA** ID: 3/4" L:23"  
**RGN23-SB** ID: 3/4" L:23"



**RGN24-ABR** ID: 3/4" L:24"  
**RGN24-CP** ID: 3/4" L:24"  
**RGN24-GA** ID: 3/4" L:24"  
**RGN24-SB** ID: 3/4" L:24"



**RGN30-ABR** ID: 3/4" L:30"  
**RGN30-CP** ID: 3/4" L:30"  
**RGN30-GA** ID: 3/4" L:30"  
**RGN30-SB** ID: 3/4" L:30"



**RGN41-ABR** ID: 3/4" L:41"  
**RGN41-CP** ID: 3/4" L:41"  
**RGN41-GA** ID: 3/4" L:41"  
**RGN41-SB** ID: 3/4" L:41"

# 18" RADIAL WAVE SHADES



## RRWS18-WH

Shade Only.  
Shown with optional  
RSCK-WH Canopy Kit and  
RS1-WH Stem

### Finishes:

- Architectural Bronze - ABR
- Copper - CP
- Galvanized - GA
- Satin Black - SB
- Satin Green - SG
- Satin Red - SR
- White - WH



## RRWS18-CP

Shade Only.  
Shown with optional  
RSCK-CP Canopy Kit and  
RS1-CP Stem

Multi-step painted  
copper finish is uniform  
on inside and outside  
areas of shade

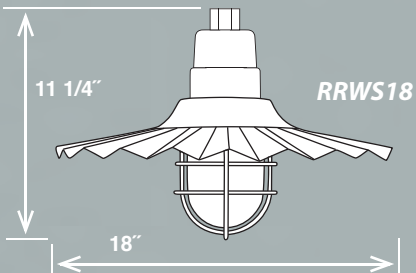


## RRWS18-SG

Shade Only.  
Shown with optional  
RSCK-SG Canopy Kit and  
RS1-SG Stem



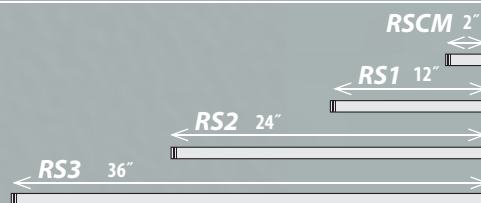
## RADIAL WAVE SHADES



Removeable glass guard and inside  
etched glass included

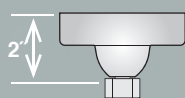
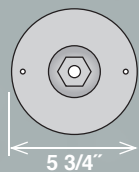
RRWS18-ABR	W: 18"	H: 11 1/4"	Wire: 100"	Med. 100W A19
RRWS18-CP	W: 18"	H: 11 1/4"	Wire: 100"	Med. 100W A19
RRWS18-GA	W: 18"	H: 11 1/4"	Wire: 100"	Med. 100W A19
RRWS18-SB	W: 18"	H: 11 1/4"	Wire: 100"	Med. 100W A19
RRWS18-SG	W: 18"	H: 11 1/4"	Wire: 100"	Med. 100W A19
RRWS18-SR	W: 18"	H: 11 1/4"	Wire: 100"	Med. 100W A19
RRWS18-WH	W: 18"	H: 11 1/4"	Wire: 100"	Med. 100W A19

## STEMS



## CANOPY KITS (for Ceiling Applications)

### RSCK



Canopy Kits will Swivel up to 25°

RSCK-ABR	W: 5 3/4"
RSCK-CP	W: 5 3/4"
RSCK-GA	W: 5 3/4"
RSCK-SB	W: 5 3/4"
RSCK-SG	W: 5 3/4"
RSCK-SR	W: 5 3/4"
RSCK-WH	W: 5 3/4"

RSCM-ABR	ID: 3/4"	L: 2"	RS2-ABR	ID: 3/4"	L: 12"
RSCM-CP	ID: 3/4"	L: 2"	RS2-CP	ID: 3/4"	L: 12"
RSCM-GA	ID: 3/4"	L: 2"	RS2-GA	ID: 3/4"	L: 12"
RSCM-SB	ID: 3/4"	L: 2"	RS2-SB	ID: 3/4"	L: 12"
RSCM-SG	ID: 3/4"	L: 2"	RS2-SG	ID: 3/4"	L: 12"
RSCM-SR	ID: 3/4"	L: 2"	RS2-SR	ID: 3/4"	L: 12"
RSCM-WH	ID: 3/4"	L: 2"	RS2-WH	ID: 3/4"	L: 12"
RS1-ABR	ID: 3/4"	L: 12"	RS3-ABR	ID: 3/4"	L: 12"
RS1-CP	ID: 3/4"	L: 12"	RS3-CP	ID: 3/4"	L: 12"
RS1-GA	ID: 3/4"	L: 12"	RS3-GA	ID: 3/4"	L: 12"
RS1-SB	ID: 3/4"	L: 12"	RS3-SB	ID: 3/4"	L: 12"
RS1-SG	ID: 3/4"	L: 12"	RS3-SG	ID: 3/4"	L: 12"
RS1-SR	ID: 3/4"	L: 12"	RS3-SR	ID: 3/4"	L: 12"
RS1-WH	ID: 3/4"	L: 12"	RS3-WH	ID: 3/4"	L: 12"



# R SERIES



## RRWS18-GA

Shade Only.  
Shown with optional  
RSCK-GA Canopy Kit and  
RS1-GA Stem

Galvanized finishes may  
be inconsistent



## RRWS18-SB

Shade Only.  
Shown with optional  
RSCK-SB Canopy Kit and  
RS1-SB Stem



## RRWS18-ABR

Shade Only.  
Shown with optional  
RSCK-ABR Canopy Kit and  
RS1-ABR Stem



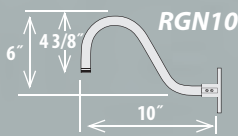
## RRWS18-SR

Shade Only.  
Shown with optional  
RGN15-SR Goose Neck

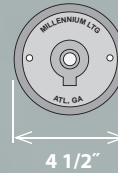
### EASY TO ORDER:

1. Choose a Shade
2. Choose a Goose Neck  
for Wall Mount **OR**  
Choose a Stem & Canopy Kit  
for Ceiling Mount

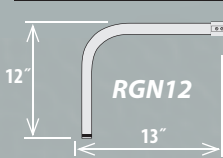
### GOOSE NECKS (Actual Photos Shown on Page 238)



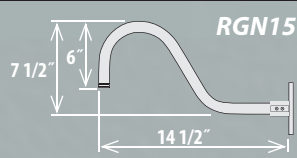
RGN10-ABR	ID: 3/4"	L:10"
RGN10-CP	ID: 3/4"	L:10"
RGN10-GA	ID: 3/4"	L:10"
RGN10-SB	ID: 3/4"	L:10"
RGN10-SG	ID: 3/4"	L:10"
RGN10-SR	ID: 3/4"	L:10"
RGN10-WH	ID: 3/4"	L:10"



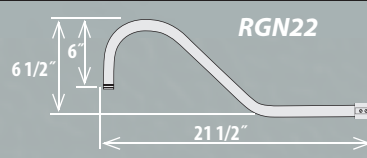
Back Plate included  
with goose neck



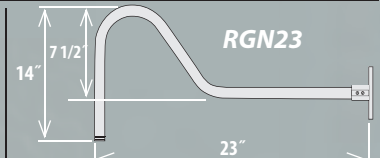
RGN12-ABR	ID: 3/4"	L:13"
RGN12-CP	ID: 3/4"	L:13"
RGN12-GA	ID: 3/4"	L:13"
RGN12-SB	ID: 3/4"	L:13"
RGN12-SG	ID: 3/4"	L:13"
RGN12-SR	ID: 3/4"	L:13"
RGN12-WH	ID: 3/4"	L:13"



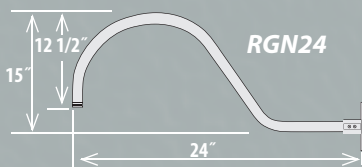
RGN15-ABR	ID: 3/4"	L:14 1/2"
RGN15-CP	ID: 3/4"	L:14 1/2"
RGN15-GA	ID: 3/4"	L:14 1/2"
RGN15-SB	ID: 3/4"	L:14 1/2"
RGN15-SG	ID: 3/4"	L:14 1/2"
RGN15-SR	ID: 3/4"	L:14 1/2"
RGN15-WH	ID: 3/4"	L:14 1/2"



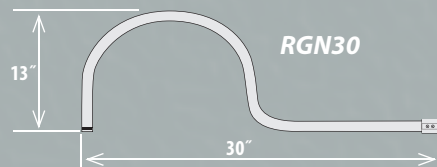
RGN22-ABR	ID: 3/4"	L:21 1/2"
RGN22-CP	ID: 3/4"	L:21 1/2"
RGN22-GA	ID: 3/4"	L:21 1/2"
RGN22-SB	ID: 3/4"	L:21 1/2"
RGN22-SG	ID: 3/4"	L:21 1/2"
RGN22-SR	ID: 3/4"	L:21 1/2"
RGN22-WH	ID: 3/4"	L:21 1/2"



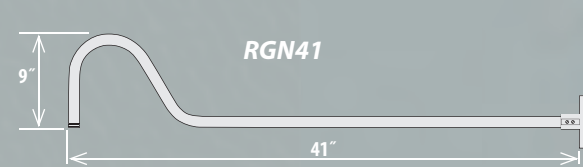
RGN23-ABR	ID: 3/4"	L:23"
RGN23-CP	ID: 3/4"	L:23"
RGN23-GA	ID: 3/4"	L:23"
RGN23-SB	ID: 3/4"	L:23"
RGN23-SG	ID: 3/4"	L:23"
RGN23-SR	ID: 3/4"	L:23"
RGN23-WH	ID: 3/4"	L:23"



RGN24-ABR	ID: 3/4"	L:24"
RGN24-CP	ID: 3/4"	L:24"
RGN24-GA	ID: 3/4"	L:24"
RGN24-SB	ID: 3/4"	L:24"
RGN24-SG	ID: 3/4"	L:24"
RGN24-SR	ID: 3/4"	L:24"
RGN24-WH	ID: 3/4"	L:24"



RGN30-ABR	ID: 3/4"	L:30"
RGN30-CP	ID: 3/4"	L:30"
RGN30-GA	ID: 3/4"	L:30"
RGN30-SB	ID: 3/4"	L:30"
RGN30-SG	ID: 3/4"	L:30"
RGN30-SR	ID: 3/4"	L:30"
RGN30-WH	ID: 3/4"	L:30"



RGN41-ABR	ID: 3/4"	L:41"
RGN41-CP	ID: 3/4"	L:41"
RGN41-GA	ID: 3/4"	L:41"
RGN41-SB	ID: 3/4"	L:41"
RGN41-SG	ID: 3/4"	L:41"
RGN41-SR	ID: 3/4"	L:41"
RGN41-WH	ID: 3/4"	L:41"

# 15" RADIAL WAVE SHADES



**Finishes:**

- Architectural Bronze - ABR
- Copper - CP
- Galvanized - GA
- Satin Black - SB
- Satin Green - SG
- Satin Red - SR
- White - WH



**RRWS15-GA**

Shade Only.  
Shown with optional  
RSCK-GA Canopy Kit and  
RS1-GA Stem

Galvanized finishes may  
be inconsistent



**RRWS15-SB**

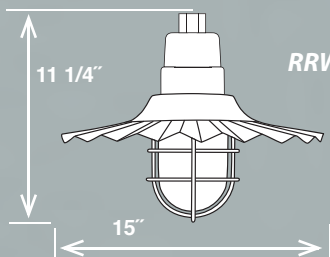
Shade Only.  
Shown with optional  
RSCK-SB Canopy Kit and  
RS1-SB Stem



**RRWS15-WH**

Shade Only.  
Shown with optional  
RSCK-WH Canopy Kit and  
RS1-WH Stem

**RADIAL WAVE SHADES**

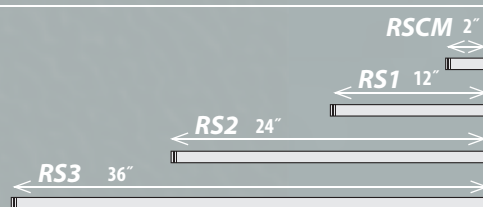


RRWS15

Removeable glass guard and inside  
etched glass included

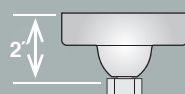
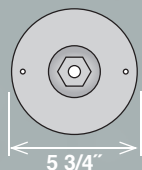
RRWS15-ABR	W: 15"	H: 11 1/4"	Wire: 100"	Med. 100W A19
RRWS15-CP	W: 15"	H: 11 1/4"	Wire: 100"	Med. 100W A19
RRWS15-GA	W: 15"	H: 11 1/4"	Wire: 100"	Med. 100W A19
RRWS15-SB	W: 15"	H: 11 1/4"	Wire: 100"	Med. 100W A19
RRWS15-SG	W: 15"	H: 11 1/4"	Wire: 100"	Med. 100W A19
RRWS15-SR	W: 15"	H: 11 1/4"	Wire: 100"	Med. 100W A19
RRWS15-WH	W: 15"	H: 11 1/4"	Wire: 100"	Med. 100W A19

**STEMS**



**CANOPY KITS** (for Ceiling Applications)

**RSCK**



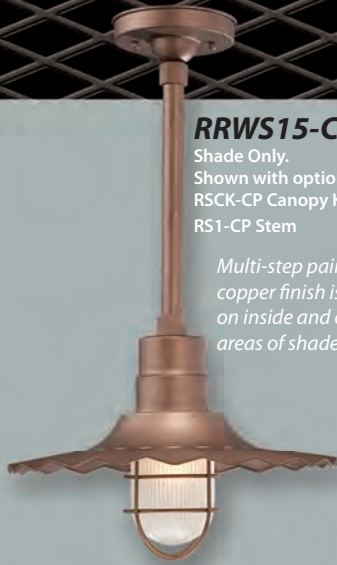
Canopy Kits will Swivel up to 25°

RSCK-ABR	W: 5 3/4"
RSCK-CP	W: 5 3/4"
RSCK-GA	W: 5 3/4"
RSCK-SB	W: 5 3/4"
RSCK-SG	W: 5 3/4"
RSCK-SR	W: 5 3/4"
RSCK-WH	W: 5 3/4"

RSCM-ABR	ID: 3/4"	L: 2"	RS2-ABR	ID: 3/4"	L: 12"
RSCM-CP	ID: 3/4"	L: 2"	RS2-CP	ID: 3/4"	L: 12"
RSCM-GA	ID: 3/4"	L: 2"	RS2-GA	ID: 3/4"	L: 12"
RSCM-SB	ID: 3/4"	L: 2"	RS2-SB	ID: 3/4"	L: 12"
RSCM-SG	ID: 3/4"	L: 2"	RS2-SG	ID: 3/4"	L: 12"
RSCM-SR	ID: 3/4"	L: 2"	RS2-SR	ID: 3/4"	L: 12"
RSCM-WH	ID: 3/4"	L: 2"	RS2-WH	ID: 3/4"	L: 12"
RS1-ABR	ID: 3/4"	L: 12"	RS3-ABR	ID: 3/4"	L: 12"
RS1-CP	ID: 3/4"	L: 12"	RS3-CP	ID: 3/4"	L: 12"
RS1-GA	ID: 3/4"	L: 12"	RS3-GA	ID: 3/4"	L: 12"
RS1-SB	ID: 3/4"	L: 12"	RS3-SB	ID: 3/4"	L: 12"
RS1-SG	ID: 3/4"	L: 12"	RS3-SG	ID: 3/4"	L: 12"
RS1-SR	ID: 3/4"	L: 12"	RS3-SR	ID: 3/4"	L: 12"
RS1-WH	ID: 3/4"	L: 12"	RS3-WH	ID: 3/4"	L: 12"



# R SERIES



## RRWS15-CP

Shade Only.  
Shown with optional  
RSCK-CP Canopy Kit and  
RS1-CP Stem

*Multi-step painted  
copper finish is uniform  
on inside and outside  
areas of shade*



## RRWS15-ABR

Shade Only.  
Shown with optional  
RSCK-ABR Canopy Kit and  
RS1-ABR Stem



## RRWS15-SR

Shade Only.  
Shown with optional  
RSCK-SR Canopy Kit and  
RS1-SR Stem



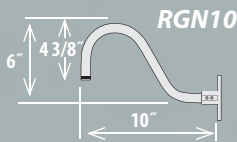
## RRWS15-SG

Shade Only.  
Shown with optional  
RGN15-SG Goose Neck

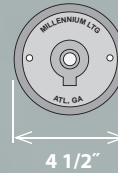
### EASY TO ORDER:

1. Choose a Shade
2. Choose a Goose Neck for Wall Mount **OR** Choose a Stem & Canopy Kit for Ceiling Mount

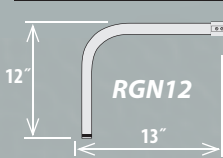
### GOOSE NECKS (Actual Photos Shown on Page 238)



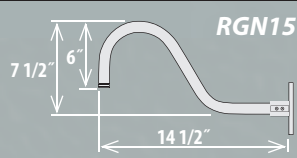
RGN10-ABR	ID: 3/4"	L:10"
RGN10-CP	ID: 3/4"	L:10"
RGN10-GA	ID: 3/4"	L:10"
RGN10-SB	ID: 3/4"	L:10"
RGN10-SG	ID: 3/4"	L:10"
RGN10-SR	ID: 3/4"	L:10"
RGN10-WH	ID: 3/4"	L:10"



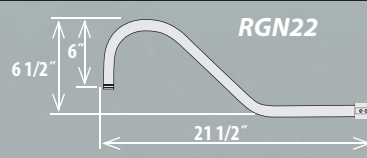
Back Plate included  
with goose neck



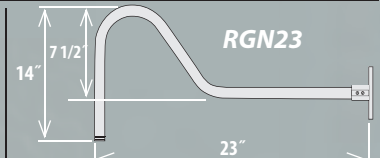
RGN12-ABR	ID: 3/4"	L:13"
RGN12-CP	ID: 3/4"	L:13"
RGN12-GA	ID: 3/4"	L:13"
RGN12-SB	ID: 3/4"	L:13"
RGN12-SG	ID: 3/4"	L:13"
RGN12-SR	ID: 3/4"	L:13"
RGN12-WH	ID: 3/4"	L:13"



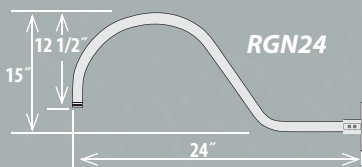
RGN15-ABR	ID: 3/4"	L:14 1/2"
RGN15-CP	ID: 3/4"	L:14 1/2"
RGN15-GA	ID: 3/4"	L:14 1/2"
RGN15-SB	ID: 3/4"	L:14 1/2"
RGN15-SG	ID: 3/4"	L:14 1/2"
RGN15-SR	ID: 3/4"	L:14 1/2"
RGN15-WH	ID: 3/4"	L:14 1/2"



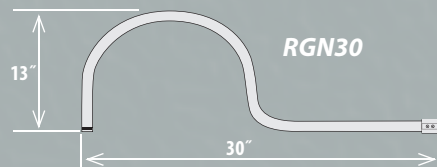
RGN22-ABR	ID: 3/4"	L:21 1/2"
RGN22-CP	ID: 3/4"	L:21 1/2"
RGN22-GA	ID: 3/4"	L:21 1/2"
RGN22-SB	ID: 3/4"	L:21 1/2"
RGN22-SG	ID: 3/4"	L:21 1/2"
RGN22-SR	ID: 3/4"	L:21 1/2"
RGN22-WH	ID: 3/4"	L:21 1/2"



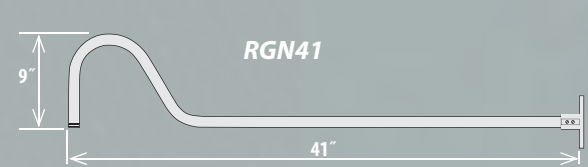
RGN23-ABR	ID: 3/4"	L:23"
RGN23-CP	ID: 3/4"	L:23"
RGN23-GA	ID: 3/4"	L:23"
RGN23-SB	ID: 3/4"	L:23"
RGN23-SG	ID: 3/4"	L:23"
RGN23-SR	ID: 3/4"	L:23"
RGN23-WH	ID: 3/4"	L:23"



RGN24-ABR	ID: 3/4"	L:24"
RGN24-CP	ID: 3/4"	L:24"
RGN24-GA	ID: 3/4"	L:24"
RGN24-SB	ID: 3/4"	L:24"
RGN24-SG	ID: 3/4"	L:24"
RGN24-SR	ID: 3/4"	L:24"
RGN24-WH	ID: 3/4"	L:24"



RGN30-ABR	ID: 3/4"	L:30"
RGN30-CP	ID: 3/4"	L:30"
RGN30-GA	ID: 3/4"	L:30"
RGN30-SB	ID: 3/4"	L:30"
RGN30-SG	ID: 3/4"	L:30"
RGN30-SR	ID: 3/4"	L:30"
RGN30-WH	ID: 3/4"	L:30"



RGN41-ABR	ID: 3/4"	L:41"
RGN41-CP	ID: 3/4"	L:41"
RGN41-GA	ID: 3/4"	L:41"
RGN41-SB	ID: 3/4"	L:41"
RGN41-SG	ID: 3/4"	L:41"
RGN41-SR	ID: 3/4"	L:41"
RGN41-WH	ID: 3/4"	L:41"

# 12" RADIAL WAVE SHADES



**RRWS12-SR**  
Shade Only.  
Shown with optional  
RSCK-SR Canopy Kit and  
RS1-SR Stem

**RRWS12-ABR**  
Shade Only.  
Shown with optional  
RSCK-ABR Canopy Kit and  
RS1-ABR Stem

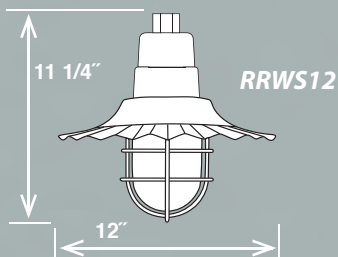
**RRWS12-SB**  
Shade Only.  
Shown with optional  
RSCK-SB Canopy Kit and  
RS1-SB Stem



**Finishes:**

- Architectural Bronze - ABR
- Copper - CP
- Galvanized - GA
- Satin Black - SB
- Satin Green - SG
- Satin Red - SR
- White - WH

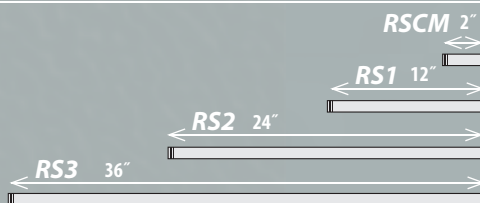
## RADIAL WAVE SHADES



Removeable glass guard and inside etched glass included

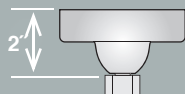
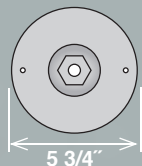
RRWS12-ABR	W: 12"	H: 11 1/4"	Wire: 100"	Med. 100W A19
RRWS12-CP	W: 12"	H: 11 1/4"	Wire: 100"	Med. 100W A19
RRWS12-GA	W: 12"	H: 11 1/4"	Wire: 100"	Med. 100W A19
RRWS12-SB	W: 12"	H: 11 1/4"	Wire: 100"	Med. 100W A19
RRWS12-SG	W: 12"	H: 11 1/4"	Wire: 100"	Med. 100W A19
RRWS12-SR	W: 12"	H: 11 1/4"	Wire: 100"	Med. 100W A19
RRWS12-WH	W: 12"	H: 11 1/4"	Wire: 100"	Med. 100W A19

## STEMS



## CANOPY KITS (for Ceiling Applications)

**RSCK**



Canopy Kits will Swivel up to 25°

RSCK-ABR	W: 5 3/4"
RSCK-CP	W: 5 3/4"
RSCK-GA	W: 5 3/4"
RSCK-SB	W: 5 3/4"
RSCK-SG	W: 5 3/4"
RSCK-SR	W: 5 3/4"
RSCK-WH	W: 5 3/4"

RSCM-ABR	ID: 3/4" L: 2"	RS2-ABR	ID: 3/4" L: 12"
RSCM-CP	ID: 3/4" L: 2"	RS2-CP	ID: 3/4" L: 12"
RSCM-GA	ID: 3/4" L: 2"	RS2-GA	ID: 3/4" L: 12"
RSCM-SB	ID: 3/4" L: 2"	RS2-SB	ID: 3/4" L: 12"
RSCM-SG	ID: 3/4" L: 2"	RS2-SG	ID: 3/4" L: 12"
RSCM-SR	ID: 3/4" L: 2"	RS2-SR	ID: 3/4" L: 12"
RSCM-WH	ID: 3/4" L: 2"	RS2-WH	ID: 3/4" L: 12"
RS1-ABR	ID: 3/4" L: 12"	RS3-ABR	ID: 3/4" L: 12"
RS1-CP	ID: 3/4" L: 12"	RS3-CP	ID: 3/4" L: 12"
RS1-GA	ID: 3/4" L: 12"	RS3-GA	ID: 3/4" L: 12"
RS1-SB	ID: 3/4" L: 12"	RS3-SB	ID: 3/4" L: 12"
RS1-SG	ID: 3/4" L: 12"	RS3-SG	ID: 3/4" L: 12"
RS1-SR	ID: 3/4" L: 12"	RS3-SR	ID: 3/4" L: 12"
RS1-WH	ID: 3/4" L: 12"	RS3-WH	ID: 3/4" L: 12"



# R SERIES



**RRWS12-CP**  
Shade Only.  
Shown with optional  
RSCK-CP Canopy Kit and  
RS1-CP Stem


*Multi-step painted  
copper finish is uniform  
on inside and outside  
areas of shade*



**RRWS12-SG**  
Shade Only.  
Shown with optional  
RSCK-SG Canopy Kit and  
RS1-SG Stem



**RRWS12-WH**  
Shade Only.  
Shown with optional  
RSCK-WH Canopy Kit and  
RS1-WH Stem



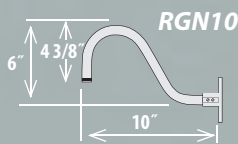
**RRWS12-GA**  
Shade Only.  
Shown with optional  
RGN15-GA Goose Neck

Galvanized finishes may  
be inconsistent

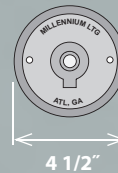
## EASY TO ORDER:

1. Choose a Shade
2. Choose a Goose Neck  
for Wall Mount **OR**  
Choose a Stem & Canopy Kit  
for Ceiling Mount

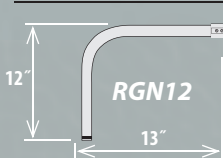
## GOOSE NECKS (Actual Photos Shown on Page 238)



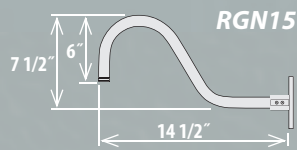
<b>RGN10-ABR</b>	ID: 3/4"	L:10"
<b>RGN10-CP</b>	ID: 3/4"	L:10"
<b>RGN10-GA</b>	ID: 3/4"	L:10"
<b>RGN10-SB</b>	ID: 3/4"	L:10"
<b>RGN10-SG</b>	ID: 3/4"	L:10"
<b>RGN10-SR</b>	ID: 3/4"	L:10"
<b>RGN10-WH</b>	ID: 3/4"	L:10"



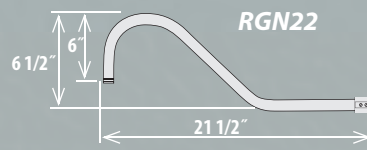
Back Plate included  
with goose neck



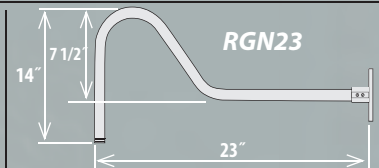
<b>RGN12-ABR</b>	ID: 3/4"	L:13"
<b>RGN12-CP</b>	ID: 3/4"	L:13"
<b>RGN12-GA</b>	ID: 3/4"	L:13"
<b>RGN12-SB</b>	ID: 3/4"	L:13"
<b>RGN12-SG</b>	ID: 3/4"	L:13"
<b>RGN12-SR</b>	ID: 3/4"	L:13"
<b>RGN12-WH</b>	ID: 3/4"	L:13"



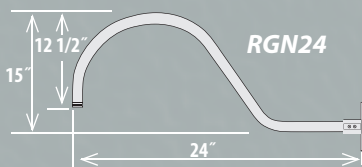
<b>RGN15-ABR</b>	ID: 3/4"	L:14 1/2"
<b>RGN15-CP</b>	ID: 3/4"	L:14 1/2"
<b>RGN15-GA</b>	ID: 3/4"	L:14 1/2"
<b>RGN15-SB</b>	ID: 3/4"	L:14 1/2"
<b>RGN15-SG</b>	ID: 3/4"	L:14 1/2"
<b>RGN15-SR</b>	ID: 3/4"	L:14 1/2"
<b>RGN15-WH</b>	ID: 3/4"	L:14 1/2"



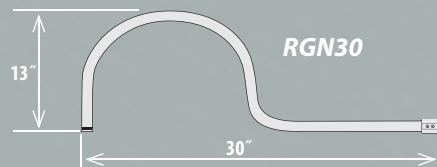
<b>RGN22-ABR</b>	ID: 3/4"	L:21 1/2"
<b>RGN22-CP</b>	ID: 3/4"	L:21 1/2"
<b>RGN22-GA</b>	ID: 3/4"	L:21 1/2"
<b>RGN22-SB</b>	ID: 3/4"	L:21 1/2"
<b>RGN22-SG</b>	ID: 3/4"	L:21 1/2"
<b>RGN22-SR</b>	ID: 3/4"	L:21 1/2"
<b>RGN22-WH</b>	ID: 3/4"	L:21 1/2"



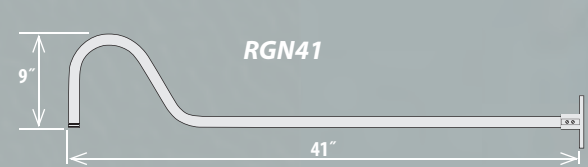
<b>RGN23-ABR</b>	ID: 3/4"	L:23"
<b>RGN23-CP</b>	ID: 3/4"	L:23"
<b>RGN23-GA</b>	ID: 3/4"	L:23"
<b>RGN23-SB</b>	ID: 3/4"	L:23"
<b>RGN23-SG</b>	ID: 3/4"	L:23"
<b>RGN23-SR</b>	ID: 3/4"	L:23"
<b>RGN23-WH</b>	ID: 3/4"	L:23"



<b>RGN24-ABR</b>	ID: 3/4"	L:24"
<b>RGN24-CP</b>	ID: 3/4"	L:24"
<b>RGN24-GA</b>	ID: 3/4"	L:24"
<b>RGN24-SB</b>	ID: 3/4"	L:24"
<b>RGN24-SG</b>	ID: 3/4"	L:24"
<b>RGN24-SR</b>	ID: 3/4"	L:24"
<b>RGN24-WH</b>	ID: 3/4"	L:24"



<b>RGN30-ABR</b>	ID: 3/4"	L:30"
<b>RGN30-CP</b>	ID: 3/4"	L:30"
<b>RGN30-GA</b>	ID: 3/4"	L:30"
<b>RGN30-SB</b>	ID: 3/4"	L:30"
<b>RGN30-SG</b>	ID: 3/4"	L:30"
<b>RGN30-SR</b>	ID: 3/4"	L:30"
<b>RGN30-WH</b>	ID: 3/4"	L:30"



<b>RGN41-ABR</b>	ID: 3/4"	L:41"
<b>RGN41-CP</b>	ID: 3/4"	L:41"
<b>RGN41-GA</b>	ID: 3/4"	L:41"
<b>RGN41-SB</b>	ID: 3/4"	L:41"
<b>RGN41-SG</b>	ID: 3/4"	L:41"
<b>RGN41-SR</b>	ID: 3/4"	L:41"
<b>RGN41-WH</b>	ID: 3/4"	L:41"

# 17" WAREHOUSE SHADES



## RWHS17-ABR

Shade Only.  
Shown with optional  
RSCK-ABR Canopy Kit,  
RS1-ABR Stem  
and RWG17-ABR  
Wire Guard

## RWHS17-SG

Shade Only.  
Shown with optional  
RSCK-SG Canopy Kit and  
RS1-SG Stem



## RWHS17-GA

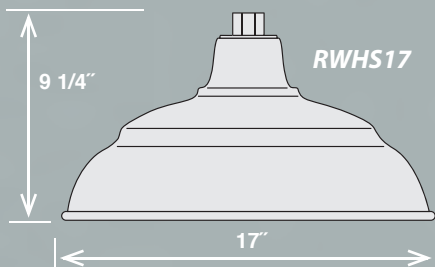
Shade Only.  
Shown with optional  
RSCK-GA Canopy Kit,  
RS1-GA Stem  
and RWG17-GA  
Wire Guard

Galvanized finishes may  
be inconsistent

### Finishes:

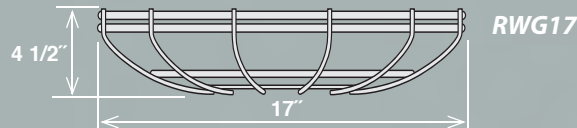
- Architectural Bronze - ABR
- Galvanized - GA
- Satin Black - SB
- Satin Green - SG
- Satin Red - SR
- White - WH

## WAREHOUSE SHADES



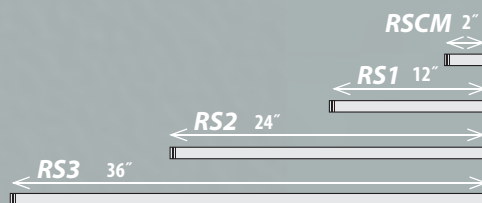
RWHS17-ABR	W: 17"	H: 9 1/4"	Wire: 100"	Med. 200W A21
RWHS17-GA	W: 17"	H: 9 1/4"	Wire: 100"	Med. 200W A21
RWHS17-SB	W: 17"	H: 9 1/4"	Wire: 100"	Med. 200W A21
RWHS17-SG	W: 17"	H: 9 1/4"	Wire: 100"	Med. 200W A21
RWHS17-SR	W: 17"	H: 9 1/4"	Wire: 100"	Med. 200W A21
RWHS17-WH	W: 17"	H: 9 1/4"	Wire: 100"	Med. 200W A21

## WIRE GUARDS



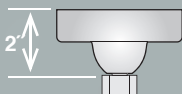
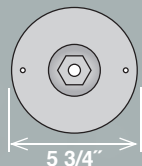
RWG17-ABR	W: 17"
RWG17-GA	W: 17"
RWG17-SB	W: 17"
RWG17-SG	W: 17"
RWG17-SR	W: 17"
RWG17-WH	W: 17"

## STEMS



## CANOPY KITS (for Ceiling Applications)

### RSCK



RSCK-ABR	W: 5 3/4"
RSCK-GA	W: 5 3/4"
RSCK-SB	W: 5 3/4"
RSCK-SG	W: 5 3/4"
RSCK-SR	W: 5 3/4"
RSCK-WH	W: 5 3/4"

Canopy Kits will Swivel up to 25°

RSCM-ABR	ID: 3/4" L:2"	RS2-ABR	ID: 3/4" L:12"
RSCM-GA	ID: 3/4" L:2"	RS2-GA	ID: 3/4" L:12"
RSCM-SB	ID: 3/4" L:2"	RS2-SB	ID: 3/4" L:12"
RSCM-SG	ID: 3/4" L:2"	RS2-SG	ID: 3/4" L:12"
RSCM-SR	ID: 3/4" L:2"	RS2-SR	ID: 3/4" L:12"
RSCM-WH	ID: 3/4" L:2"	RS2-WH	ID: 3/4" L:12"

RS1-ABR	ID: 3/4" L:12"	RS3-ABR	ID: 3/4" L:12"
RS1-GA	ID: 3/4" L:12"	RS3-GA	ID: 3/4" L:12"
RS1-SB	ID: 3/4" L:12"	RS3-SB	ID: 3/4" L:12"
RS1-SG	ID: 3/4" L:12"	RS3-SG	ID: 3/4" L:12"
RS1-SR	ID: 3/4" L:12"	RS3-SR	ID: 3/4" L:12"
RS1-WH	ID: 3/4" L:12"	RS3-WH	ID: 3/4" L:12"



# R SERIES




**RWHS17-SR**  
Shade Only.  
Shown with optional  
RSCK-SR Canopy Kit and  
RS1-SR Stem



**RWHS17-WH**  
Shade Only.  
Shown with optional  
RSCK-WH Canopy Kit and  
RS1-WH Stem

**RWHS17-SB**

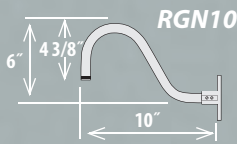
Shade Only.  
Shown with optional  
RGN15-SB Goose Neck



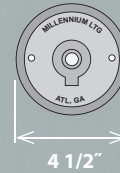
## EASY TO ORDER:

1. Choose a Shade
2. Choose a Goose Neck for Wall Mount **OR** Choose a Stem & Canopy Kit for Ceiling Mount
3. Wire Guard Optional

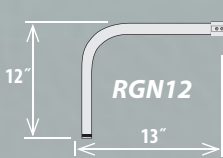
## GOOSE NECKS (Actual Photos Shown on Page 238)



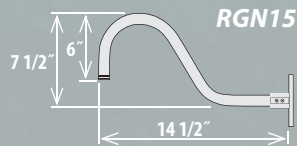
<b>RGN10-ABR</b>	ID: 3/4"	L:10"
<b>RGN10-GA</b>	ID: 3/4"	L:10"
<b>RGN10-SB</b>	ID: 3/4"	L:10"
<b>RGN10-SG</b>	ID: 3/4"	L:10"
<b>RGN10-SR</b>	ID: 3/4"	L:10"
<b>RGN10-WH</b>	ID: 3/4"	L:10"



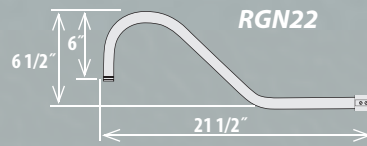
Back Plate included  
with goose neck



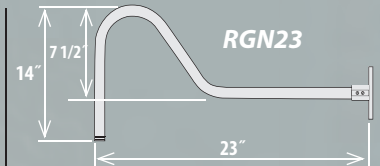
<b>RGN12-ABR</b>	ID: 3/4"	L:13"
<b>RGN12-GA</b>	ID: 3/4"	L:13"
<b>RGN12-SB</b>	ID: 3/4"	L:13"
<b>RGN12-SG</b>	ID: 3/4"	L:13"
<b>RGN12-SR</b>	ID: 3/4"	L:13"
<b>RGN12-WH</b>	ID: 3/4"	L:13"



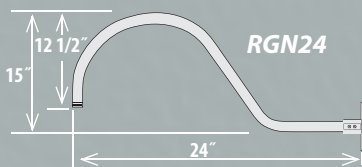
<b>RGN15-ABR</b>	ID: 3/4"	L:14 1/2"
<b>RGN15-GA</b>	ID: 3/4"	L:14 1/2"
<b>RGN15-SB</b>	ID: 3/4"	L:14 1/2"
<b>RGN15-SG</b>	ID: 3/4"	L:14 1/2"
<b>RGN15-SR</b>	ID: 3/4"	L:14 1/2"
<b>RGN15-WH</b>	ID: 3/4"	L:14 1/2"



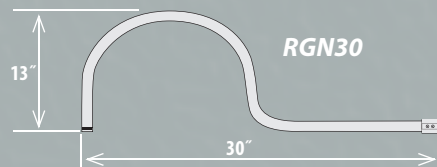
<b>RGN22-ABR</b>	ID: 3/4"	L:21 1/2"
<b>RGN22-GA</b>	ID: 3/4"	L:21 1/2"
<b>RGN22-SB</b>	ID: 3/4"	L:21 1/2"
<b>RGN22-SG</b>	ID: 3/4"	L:21 1/2"
<b>RGN22-SR</b>	ID: 3/4"	L:21 1/2"
<b>RGN22-WH</b>	ID: 3/4"	L:21 1/2"



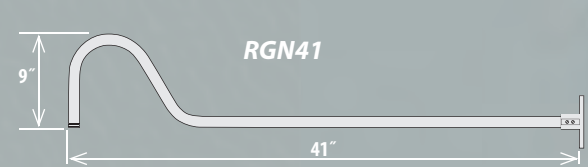
<b>RGN23-ABR</b>	ID: 3/4"	L:23"
<b>RGN23-GA</b>	ID: 3/4"	L:23"
<b>RGN23-SB</b>	ID: 3/4"	L:23"
<b>RGN23-SG</b>	ID: 3/4"	L:23"
<b>RGN23-SR</b>	ID: 3/4"	L:23"
<b>RGN23-WH</b>	ID: 3/4"	L:23"



<b>RGN24-ABR</b>	ID: 3/4"	L:24"
<b>RGN24-GA</b>	ID: 3/4"	L:24"
<b>RGN24-SB</b>	ID: 3/4"	L:24"
<b>RGN24-SG</b>	ID: 3/4"	L:24"
<b>RGN24-SR</b>	ID: 3/4"	L:24"
<b>RGN24-WH</b>	ID: 3/4"	L:24"



<b>RGN30-ABR</b>	ID: 3/4"	L:30"
<b>RGN30-GA</b>	ID: 3/4"	L:30"
<b>RGN30-SB</b>	ID: 3/4"	L:30"
<b>RGN30-SG</b>	ID: 3/4"	L:30"
<b>RGN30-SR</b>	ID: 3/4"	L:30"
<b>RGN30-WH</b>	ID: 3/4"	L:30"



<b>RGN41-ABR</b>	ID: 3/4"	L:41"
<b>RGN41-GA</b>	ID: 3/4"	L:41"
<b>RGN41-SB</b>	ID: 3/4"	L:41"
<b>RGN41-SG</b>	ID: 3/4"	L:41"
<b>RGN41-SR</b>	ID: 3/4"	L:41"
<b>RGN41-WH</b>	ID: 3/4"	L:41"

# 14" WAREHOUSE SHADES



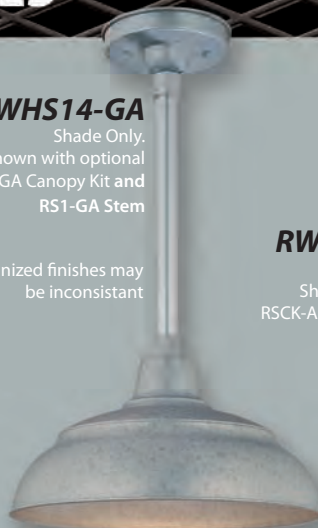
## RWHS14-WH

Shade Only.  
Shown with optional  
RSCK-WH Canopy Kit and  
RS1-WH Stem



## RWHS14-GA


Shade Only.  
Shown with optional  
RSCK-GA Canopy Kit and  
RS1-GA Stem



Galvanized finishes may  
be inconsistent

## RWHS14-ABR

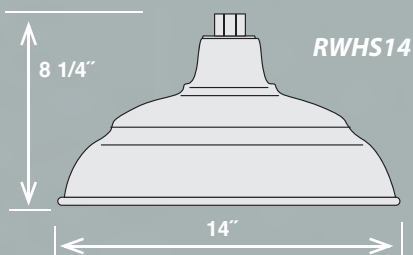
Shade Only.  
Shown with optional  
RSCK-ABR Canopy Kit and  
RS1-ABR Stem



### Finishes:

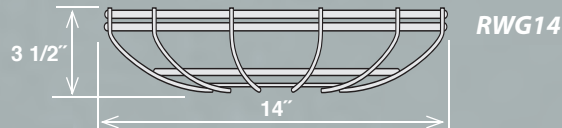
- Architectural Bronze - ABR
- Galvanized - GA
- Satin Black - SB
- Satin Green - SG
- Satin Red - SR
- White - WH

## WAREHOUSE SHADES



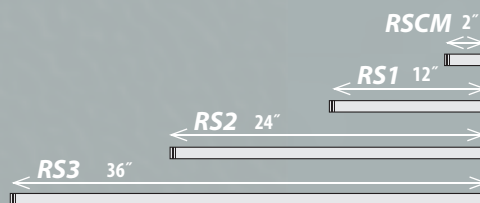
Model	W	H	Wire	Med.
RWHS14-ABR	14"	8 1/4"	100"	200W A21
RWHS14-GA	14"	8 1/4"	100"	200W A21
RWHS14-SB	14"	8 1/4"	100"	200W A21
RWHS14-SG	14"	8 1/4"	100"	200W A21
RWHS14-SR	14"	8 1/4"	100"	200W A21
RWHS14-WH	14"	8 1/4"	100"	200W A21

## WIRE GUARDS



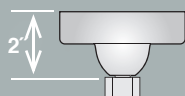
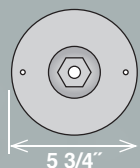
RWG14-ABR	W: 14"
RWG14-GA	W: 14"
RWG14-SB	W: 14"
RWG14-SG	W: 14"
RWG14-SR	W: 14"
RWG14-WH	W: 14"

## STEMS



## CANOPY KITS (for Ceiling Applications)

### RSCK



RSCK-ABR	W: 5 3/4"
RSCK-GA	W: 5 3/4"
RSCK-SB	W: 5 3/4"
RSCK-SG	W: 5 3/4"
RSCK-SR	W: 5 3/4"
RSCK-WH	W: 5 3/4"

Canopy Kits will Swivel up to 25°

RSCM-ABR	ID: 3/4"	L: 2"	RS2-ABR	ID: 3/4"	L: 12"
RSCM-GA	ID: 3/4"	L: 2"	RS2-GA	ID: 3/4"	L: 12"
RSCM-SB	ID: 3/4"	L: 2"	RS2-SB	ID: 3/4"	L: 12"
RSCM-SG	ID: 3/4"	L: 2"	RS2-SG	ID: 3/4"	L: 12"
RSCM-SR	ID: 3/4"	L: 2"	RS2-SR	ID: 3/4"	L: 12"
RSCM-WH	ID: 3/4"	L: 2"	RS2-WH	ID: 3/4"	L: 12"

RS1-ABR	ID: 3/4"	L: 12"	RS3-ABR	ID: 3/4"	L: 12"
RS1-GA	ID: 3/4"	L: 12"	RS3-GA	ID: 3/4"	L: 12"
RS1-SB	ID: 3/4"	L: 12"	RS3-SB	ID: 3/4"	L: 12"
RS1-SG	ID: 3/4"	L: 12"	RS3-SG	ID: 3/4"	L: 12"
RS1-SR	ID: 3/4"	L: 12"	RS3-SR	ID: 3/4"	L: 12"
RS1-WH	ID: 3/4"	L: 12"	RS3-WH	ID: 3/4"	L: 12"