



LEDI
FALL 2014 CATALOG

11744 GRANT RD. CYPRESS, TX 77429

PHONE: 832.717.2710 | FAX: 866.523.0169


WWW.LEDI.LIGHTING

Table of Contents

- 1** 2 Ways to Order Quantum Channel
- 2** Quantum Channel Fixtures
- 12** Quantum Channel Accessories
- 14** *Inspire* PolyElite V2 LED Tape Light
- 15** *Inspire* PolyElite V2 VIVID COLOR LED Tape Light
- 16** *Inspire* PolyElite V2 LED Tape Light Accessories
- 17** *Inspire* Nude V2 LED Tape Light
- 18** *Inspire* Nude V2 Accessories
- 19** *Inspire* **OUTDOOR** LED Tape Light and Accessories
- 20** *Inspire* **RGB** Color-Changing LED Tape Light & *Inspire* **RGB** Accessories
- 21** Residential & Commercial RGB DMX Components
- 22** RGB Drivers & Power Supplies
- 23** Channels, Fasteners and Wiring
- 24** Drivers & Power Supplies
- 25** Driver Limit Chart
- 26** Ordering Information and Policies


Quantum Channel

2 Ways to Order Quantum Channel



Fixture Kit

Includes Quantum Channel and corresponding Inspire High Density LED Tape Light parts to build your own lighting fixture.



Custom Fixture

Preassembled lighting fixture includes Quantum Channel and Inspire High Density LED Tape Light pre-wired into the channel. The lighting fixture can be cut to a custom length and powder coated a custom color.

Special Order Quantum Channel

We stock a limited selection of Quantum Fixture Kits and Quantum Channel Accessories. For products we do not stock, they can be special ordered with the following requirements:

Product

Quantum Fixture Kits (Channel & Tape)
Quantum Channel Accessories

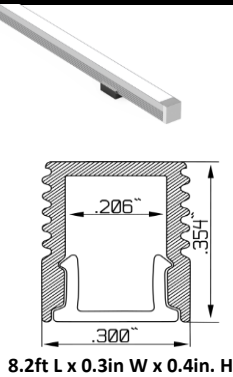

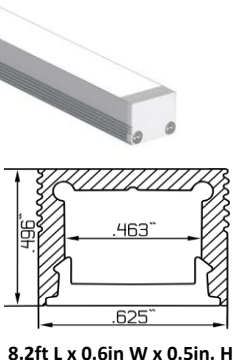

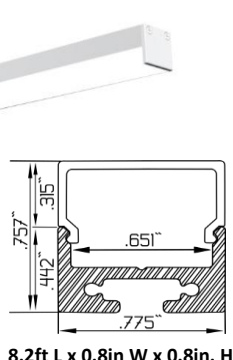

Minimum Order Quantity

250 (8.2ft) Pieces
None

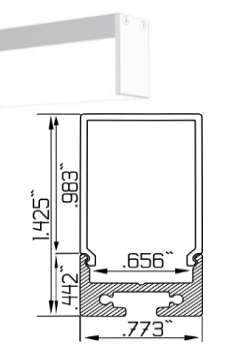

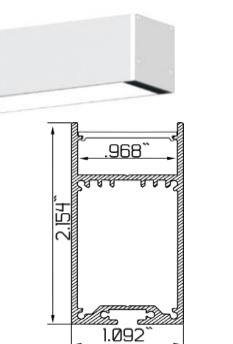

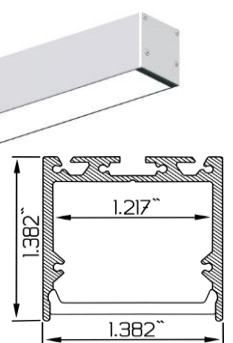

Special Order Lead Time

12 Weeks
12 Weeks


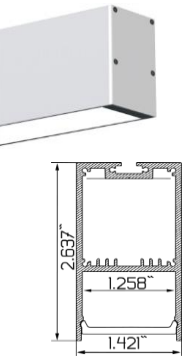

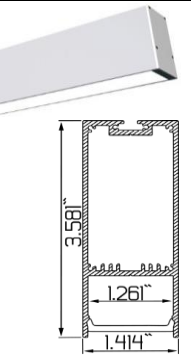
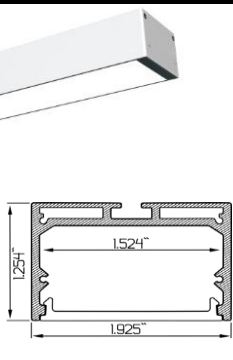
Quantum Channel Fixtures

Part #	Stock Status	Description	LED Diffusion	LED Tape Light Info	Compatible Accessories	LED Color Temp.	Brightness*	Type
SQUARE Series								
 <p>8.2ft L x 0.3in W x 0.4in. H</p>								
CH-S-0304-KIT-30	Special Order	Quantum SQUARE 0304 Fixture Kit with Inspire High Density 3365 LED Tape Light. Surface and Recessed Mounting. Anodized Aluminum material. IP40 Indoor Dry rating. Includes LED Tape Light, Channel, Frosted Lens, End Caps and Mounting Clips. Includes 10ft of crystal power wire. 8.2ft Length.	80% (Some LEDs Visible)	3 Watts/Foot 24VDC 80+ CRI 2in. Cut Length 	N/A	3000K Warm	155 Lumens/Foot	Fixture Kit Channel and LED Tape Light parts to build your own fixture (Accessories Not Included)
CH-S-0304-KIT-40	Special Order					4000K Daylight	183 Lumens/Foot	
For Custom Fixture/Special Order pricing and info please contact our Design Department at 832-717-2710 or designs@ledinspirations.com								Custom Fixture Preassembled & Custom Length/Color
 <p>8.2ft L x 0.6in W x 0.5in. H</p>								
CH-S-0605-KIT-30	In-Stock	Quantum SQUARE 0605 Fixture Kit with Inspire High Density 336 LED Tape Light. Surface and Recessed Mounting. Anodized Aluminum material. IP40 Indoor Dry rating. Includes LED Tape Light, Channel, Frosted Lens, End Caps and Mounting Clips. Includes 10ft of crystal power wire. 8.2ft Length.	90% (Some LEDs Visible)	3 Watts/Foot 24VDC 80+ CRI 2in. Cut Length 	N/A	3000K Warm	155 Lumens/Foot	Fixture Kit Channel and LED Tape Light parts to build your own fixture (Accessories Not Included)
CH-S-0605-KIT-40	In-Stock					4000K Daylight	183 Lumens/Foot	
For Custom Fixture/Special Order pricing and info please contact our Design Department at 832-717-2710 or designs@ledinspirations.com								Custom Fixture Preassembled & Custom Length/Color
 <p>8.2ft L x 0.8in W x 0.8in. H</p>								
CH-S-0808K-KIT-30	In-Stock	Quantum SQUARE 0808K Fixture Kit with Inspire High Density 372 LED Tape Light. Suspended and Surface Mounting. Anodized Aluminum material. IP40 Indoor Dry rating. Includes LED Tape Light, Channel, Frosted Lens and End Caps. Includes 10ft of crystal power wire. 8.2ft Length.	100% (No LEDs Visible)	6 Watts/Foot 24VDC 80+ CRI 2in. Cut Length 	#CH-6SUS #CH-13SUS #CH-30SUS #CH-CON1 (Accessories Not Included)	3000K Warm	310 Lumens/Foot	Fixture Kit Channel and LED Tape Light parts to build your own fixture (Accessories Not Included)
CH-S-0808K-KIT-40	In-Stock					4000K Daylight	366 Lumens/Foot	
For Custom Fixture/Special Order pricing and info please contact our Design Department at 832-717-2710 or designs@ledinspirations.com								Custom Fixture Preassembled & Custom Length/Color

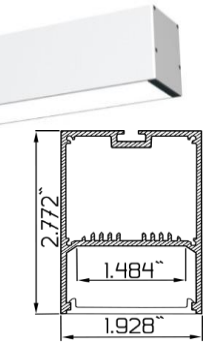
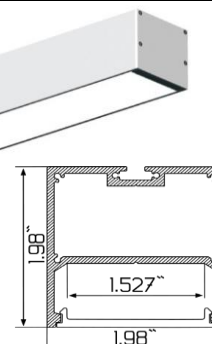
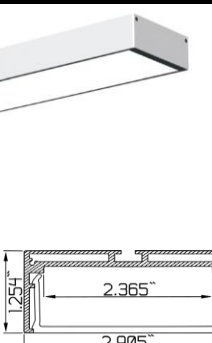
Quantum Channel Fixtures

Part #	Stock Status	Description	LED Diffusion	LED Tape Light Info	Compatible Accessories	LED Color Temp.	Brightness*	Type
								
CH-S-0814R-KIT-30	Special Order	Quantum SQUARE 0814R Fixture Kit with Inspire High Density 372 LED Tape Light. Suspended and Surface Mounting. Anodized Aluminum material. IP40 Indoor Dry rating. Includes LED Tape Light, Channel, Frosted Lens and End Caps. Includes 10ft of crystal power wire. 8.2ft Length.	100% (No LEDs Visible)	6 Watts/Foot 24VDC 80+ CRI 2in. Cut Length	#CH-6SUS #CH-13SUS #CH-30SUS #CH-CON1 (Accessories Not Included)	3000K Warm	310 Lumens/Foot	Fixture Kit Channel and LED Tape Light parts to build your own fixture (Accessories Not Included)
CH-S-0814R-KIT-40	Special Order					4000K Daylight	366 Lumens/Foot	
For Custom Fixture/Special Order pricing and info please contact our Design Department at 832-717-2710 or designs@ledinspirations.com								Custom Fixture Preassembled & Custom Length/Color
8.2ft L x 0.8in W x 1.4in. H								
								
CH-S-1122-KIT-30	Special Order	Quantum SQUARE 1122 Fixture Kit with Inspire High Density 544 LED Tape Light. Suspended and Surface Mounting. Anodized Aluminum material. IP40 Indoor Dry rating. Includes LED Tape Light, Channel, Frosted Lens and End Caps. Includes 10ft of crystal power wire. 8.2ft Length.	70% (Some LEDs Visible)	11 Watts/Foot 24VDC 80+ CRI 3.25in. Cut Length	#CH-6SUS #CH-13SUS #CH-30SUS #CH-CON1 #CH-CON3 #CH-COR1 (Accessories Not Included)	3000K Warm	591 Lumens/Foot	Fixture Kit Channel and LED Tape Light parts to build your own fixture (Accessories Not Included)
CH-S-1122-KIT-40	Special Order					4000K Daylight	658 Lumens/Foot	
For Custom Fixture/Special Order pricing and info please contact our Design Department at 832-717-2710 or designs@ledinspirations.com								Custom Fixture Preassembled & Custom Length/Color
8.2ft L x 1.1in W x 2.2in. H								
								
CH-S-1414-KIT-30	In-Stock	Quantum SQUARE 1414 Fixture Kit with Inspire High Density 544 LED Tape Light. Suspended and Surface Mounting. Anodized Aluminum material. IP40 Indoor Dry rating. Includes LED Tape Light, Channel, Frosted Lens, End Caps and Mounting Clips. Includes 10ft of crystal power wire. 8.2ft Length.	100% (No LEDs Visible)	11 Watts/Foot 24VDC 80+ CRI 3.25in. Cut Length	#CH-6SUS #CH-13SUS #CH-30SUS #CH-CON1 (Accessories Not Included)	3000K Warm	591 Lumens/Foot	Fixture Kit Channel and LED Tape Light parts to build your own fixture (Accessories Not Included)
CH-S-1414-KIT-40	In-Stock					4000K Daylight	658 Lumens/Foot	
For Custom Fixture/Special Order pricing and info please contact our Design Department at 832-717-2710 or designs@ledinspirations.com								Custom Fixture Preassembled & Custom Length/Color
8.2ft L x 1.4in W x 1.4in. H								

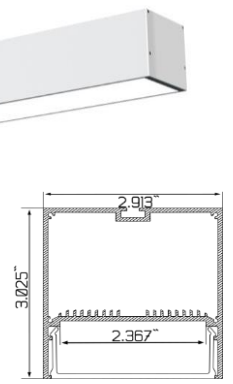
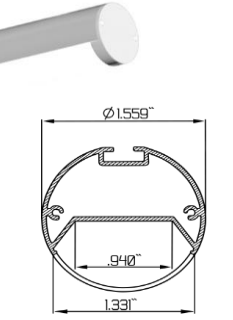
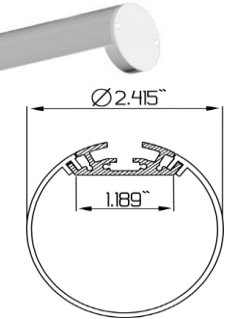
Quantum Channel Fixtures

Part #	Stock Status	Description	LED Diffusion	LED Tape Light Info	Compatible Accessories	LED Color Temp.	Brightness*	Type
Quantum SQUARE 1426 Channel								
CH-S-1426-KIT-30	Special Order	Quantum SQUARE 1426 Fixture Kit with Inspire High Density 544 LED Tape Light. Suspended, Recessed and Surface Mounting. Anodized Aluminum material. IP40 Indoor Dry rating. Includes LED Tape Light, Channel, Frosted Lens and End Caps. Includes 10ft of crystal power wire. 8.2ft Length.	100% (No LEDs Visible)	11 Watts/Foot 24VDC 80+ CRI 3.25in. Cut Length	#CH-6SUS #CH-13SUS #CH-30SUS #CH-CON2 #CH-MESH1 #CH-MESH2 (Accessories Not Included)	3000K Warm	591 Lumens/Foot	Fixture Kit Channel and LED Tape Light parts to build your own fixture (Accessories Not Included)
CH-S-1426-KIT-40	Special Order	Quantum SQUARE 1426 Fixture Kit with Inspire High Density 544 LED Tape Light. Suspended, Recessed and Surface Mounting. Anodized Aluminum material. IP40 Indoor Dry rating. Includes LED Tape Light, Channel, Frosted Lens and End Caps. Includes 10ft of crystal power wire. 8.2ft Length.	100% (No LEDs Visible)	11 Watts/Foot 24VDC 80+ CRI 3.25in. Cut Length 	#CH-6SUS #CH-13SUS #CH-30SUS #CH-CON1 #CH-CON6 #CH-COR2 (Accessories Not Included)	4000K Daylight	658 Lumens/Foot	
For Custom Fixture/Special Order pricing and info please contact our Design Department at 832-717-2710 or designs@ledinspirations.com								Custom Fixture Preassembled & Custom Length/Color
								
Quantum SQUARE 1436 Channel								
CH-S-1436-KIT-30	Special Order	Quantum SQUARE 1436 Fixture Kit with Inspire High Density 544 LED Tape Light. Suspended and Surface Mounting. Anodized Aluminum material. IP40 Indoor Dry rating. Includes LED Tape Light, Channel, Frosted Lens and End Caps. Includes 10ft of crystal power wire. 8.2ft Length.	100% (No LEDs Visible)	11 Watts/Foot 24VDC 80+ CRI 3.25in. Cut Length	#CH-6SUS #CH-13SUS #CH-30SUS #CH-CON1 #CH-CON6 #CH-COR2 (Accessories Not Included)	3000K Warm	591 Lumens/Foot	Fixture Kit Channel and LED Tape Light parts to build your own fixture (Accessories Not Included)
CH-S-1436-KIT-40	Special Order	Quantum SQUARE 1436 Fixture Kit with Inspire High Density 544 LED Tape Light. Suspended and Surface Mounting. Anodized Aluminum material. IP40 Indoor Dry rating. Includes LED Tape Light, Channel, Frosted Lens and End Caps. Includes 10ft of crystal power wire. 8.2ft Length.	100% (No LEDs Visible)	11 Watts/Foot 24VDC 80+ CRI 3.25in. Cut Length 	#CH-6SUS #CH-13SUS #CH-30SUS #CH-CON1 #CH-CON6 #CH-COR2 (Accessories Not Included)	4000K Daylight	658 Lumens/Foot	
For Custom Fixture/Special Order pricing and info please contact our Design Department at 832-717-2710 or designs@ledinspirations.com								Custom Fixture Preassembled & Custom Length/Color
								
Quantum SQUARE 1913 Channel								
CH-S-1913-KIT-30	Special Order	Quantum SQUARE 1913 Fixture Kit with Inspire High Density 548 LED Tape Light. Suspended and Surface Mounting. Anodized Aluminum material. IP40 Indoor Dry rating. Includes LED Tape Light, Channel, Frosted Lens and End Caps. Includes 10ft of crystal power wire. 8.2ft Length.	100% (No LEDs Visible)	12 Watts/Foot 24VDC 80+ CRI 2in. Cut Length	#CH-6SUS #CH-13SUS #CH-30SUS #CH-CON2 (Accessories Not Included)	3000K Warm	657 Lumens/Foot	Fixture Kit Channel and LED Tape Light parts to build your own fixture (Accessories Not Included)
CH-S-1913-KIT-40	Special Order	Quantum SQUARE 1913 Fixture Kit with Inspire High Density 548 LED Tape Light. Suspended and Surface Mounting. Anodized Aluminum material. IP40 Indoor Dry rating. Includes LED Tape Light, Channel, Frosted Lens and End Caps. Includes 10ft of crystal power wire. 8.2ft Length.	100% (No LEDs Visible)	12 Watts/Foot 24VDC 80+ CRI 2in. Cut Length NOT ETL LISTED!	#CH-6SUS #CH-13SUS #CH-30SUS #CH-CON2 (Accessories Not Included)	4000K Daylight	732 Lumens/Foot	
For Custom Fixture/Special Order pricing and info please contact our Design Department at 832-717-2710 or designs@ledinspirations.com								Custom Fixture Preassembled & Custom Length/Color
								

Quantum Channel Fixtures

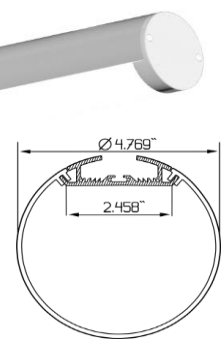
Part #	Stock Status	Description	LED Diffusion	LED Tape Light Info	Compatible Accessories	LED Color Temp.	Brightness*	Type
Quantum SQUARE 1928 Channel								
CH-S-1928-KIT-30	In-Stock	Quantum SQUARE 1928 Fixture Kit with Inspire High Density 548 LED Tape Light. Suspended and Surface Mounting. Anodized Aluminum material. IP40 Indoor Dry rating. Includes LED Tape Light, Channel, Frosted Lens and End Caps. Includes 10ft of crystal power wire. 8.2ft Length.	100% (No LEDs Visible)	12 Watts/Foot 24VDC 80+ CRI 2in. Cut Length NOT ETL LISTED!	#CH-6SUS #CH-13SUS #CH-30SUS #CH-CON2 (Accessories Not Included)	3000K Warm	657 Lumens/Foot	Fixture Kit Channel and LED Tape Light parts to build your own fixture (Accessories Not Included)
CH-S-1928-KIT-40	In-Stock					4000K Daylight	732 Lumens/Foot	
For Custom Fixture/Special Order pricing and info please contact our Design Department at 832-717-2710 or designs@ledinspirations.com								Custom Fixture Preassembled & Custom Length/Color
								
8.2ft L x 1.9in W x 2.8in. H								
Quantum SQUARE 2020 Channel								
CH-S-2020-KIT-30	Special Order	Quantum SQUARE 2020 Fixture Kit with Inspire High Density 548 LED Tape Light. Suspended and Surface Mounting. Anodized Aluminum material. IP40 Indoor Dry rating. Includes LED Tape Light, Channel, Frosted Lens and End Caps. Includes 10ft of crystal power wire. 8.2ft Length.	100% (No LEDs Visible)	12 Watts/Foot 24VDC 80+ CRI 2in. Cut Length NOT ETL LISTED!	#CH-6SUS #CH-13SUS #CH-30SUS #CH-CON1 #CH-CON4 #CH-COR3 (Accessories Not Included)	3000K Warm	657 Lumens/Foot	Fixture Kit Channel and LED Tape Light parts to build your own fixture (Accessories Not Included)
CH-S-2020-KIT-40	Special Order					4000K Daylight	732 Lumens/Foot	
For Custom Fixture/Special Order pricing and info please contact our Design Department at 832-717-2710 or designs@ledinspirations.com								Custom Fixture Preassembled & Custom Length/Color
								
8.2ft L x 2.0in W x 2.0in. H								
Quantum SQUARE 2913 Channel								
CH-S-2913-KIT-30	Special Order	Quantum SQUARE 2913 Fixture Kit with Inspire High Density 560 LED Tape Light. Suspended and Surface Mounting. Anodized Aluminum material. IP40 Indoor Dry rating. Includes LED Tape Light, Channel, Frosted Lens and End Caps. Includes 10ft of crystal power wire. 8.2ft Length.	100% (No LEDs Visible)	15 Watts/Foot 24VDC 80+ CRI 2in. Cut Length NOT ETL LISTED!	#CH-6SUS #CH-13SUS #CH-30SUS #CH-CON2 (Accessories Not Included)	3000K Warm	806 Lumens/Foot	Fixture Kit Channel and LED Tape Light parts to build your own fixture (Accessories Not Included)
CH-S-2913-KIT-40	Special Order					4000K Daylight	853 Lumens/Foot	
For Custom Fixture/Special Order pricing and info please contact our Design Department at 832-717-2710 or designs@ledinspirations.com								Custom Fixture Preassembled & Custom Length/Color
								
8.2ft L x 2.9in W x 1.3in. H								

Quantum Channel Fixtures


Part #	Stock Status	Description	LED Diffusion	LED Tape Light Info	Compatible Accessories	LED Color Temp.	Brightness*	Type
 <p>Quantum SQUARE 2930 Channel</p>								
CH-S-2930-KIT-30	Special Order	Quantum SQUARE 2930 Fixture Kit with Inspire High Density 560 LED Tape Light. Suspended, Recessed and Surface Mounting. Anodized Aluminum material. IP40 Indoor Dry rating. Includes LED Tape Light, Channel, Frosted Lens, End Caps and Mounting Clips. Includes 10ft of crystal power wire. 8.2ft Length.	100% (No LEDs Visible)	15 Watts/Foot 24VDC 80+ CRI 2in. Cut Length	#CH-6SUS #CH-13SUS #CH-30SUS #CH-CON2 #CH-CON5 #CH-COR4 #CH-MESH3 #CH-MESH4 (Accessories Not Included)	3000K Warm	806 Lumens/Foot	Fixture Kit Channel and LED Tape Light parts to build your own fixture (Accessories Not Included)
CH-S-2930-KIT-40	Special Order					4000K Daylight	853 Lumens/Foot	
For Custom Fixture/Special Order pricing and info please contact our Design Department at 832-717-2710 or designs@ledinspirations.com								Custom Fixture Preassembled & Custom Length/Color
<p>CIRCLE Series</p>								
 <p>Quantum CIRCLE 16 Channel</p>								
CH-C-16-KIT-30	In-Stock	Quantum CIRCLE 16 Fixture Kit with Inspire High Density 544 LED Tape Light. Suspended Mounting. Anodized Aluminum material. IP40 Indoor Dry rating. Includes LED Tape Light, Channel, Frosted Lens and End Caps. Includes 10ft of crystal power wire. 8.2ft Length.	100% (No LEDs Visible)	11 Watts/Foot 24VDC 80+ CRI 3.25in. Cut Length	#CH-6SUS #CH-13SUS #CH-30SUS #CH-CON2 (Accessories Not Included)	3000K Warm	591 Lumens/Foot	Fixture Kit Channel and LED Tape Light parts to build your own fixture (Accessories Not Included)
CH-C-16-KIT-40	In-Stock					4000K Daylight	658 Lumens/Foot	
For Custom Fixture/Special Order pricing and info please contact our Design Department at 832-717-2710 or designs@ledinspirations.com								Custom Fixture Preassembled & Custom Length/Color
 <p>Quantum CIRCLE 24 Channel</p>								
CH-C-24-KIT-30	Special Order	Quantum CIRCLE 24 Fixture Kit with Inspire High Density 544 LED Tape Light. Suspended Mounting. Anodized Aluminum material. IP40 Indoor Dry rating. Includes LED Tape Light, Channel, Frosted Lens and End Caps. Includes 10ft of crystal power wire. 8.2ft Length.	100% (No LEDs Visible)	11 Watts/Foot 24VDC 80+ CRI 3.25in. Cut Length	#CH-6SUS #CH-13SUS #CH-30SUS #CH-CON1 (Accessories Not Included)	3000K Warm	591 Lumens/Foot	Fixture Kit Channel and LED Tape Light parts to build your own fixture (Accessories Not Included)
CH-C-24-KIT-40	Special Order					4000K Daylight	658 Lumens/Foot	
For Custom Fixture/Special Order pricing and info please contact our Design Department at 832-717-2710 or designs@ledinspirations.com								Custom Fixture Preassembled & Custom Length/Color

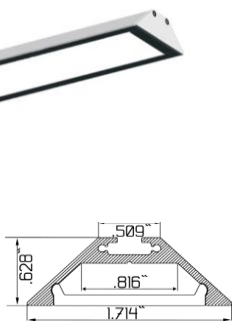
Quantum Channel Fixtures

Part #	Stock Status	Description	LED Diffusion	LED Tape Light Info	Compatible Accessories	LED Color Temp.	Brightness*	Type
Quantum CIRCLE 48 Channel								
CH-C-48-KIT-30	Special Order	Quantum CIRCLE 48 Fixture Kit with Inspire High Density 560 LED Tape Light. Suspended Mounting.	100% (No LEDs Visible)	15 Watts/Foot 24VDC 80+ CRI 2in. Cut Length NOT ETL LISTED!	#CH-6SUS #CH-13SUS #CH-30SUS #CH-CON1 (Accessories Not Included)	3000K Warm	806 Lumens/Foot	Fixture Kit Channel and LED Tape Light parts to build your own fixture (Accessories Not Included)
CH-C-48-KIT-40	Special Order	Anodized Aluminum material. IP40 Indoor Dry rating. Includes LED Tape Light, Channel, Frosted Lens and End Caps. Includes 10ft of crystal power wire. 8.2ft Length.				4000K Daylight		
For Custom Fixture/Special Order pricing and info please contact our Design Department at 832-717-2710 or designs@ledinspirations.com								Custom Fixture Preassembled & Custom Length/Color




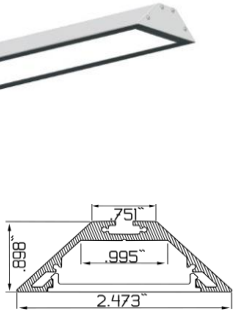
8.2ft L x 4.8in Diameter

TRAPEZOID Series								
Quantum TRAPEZOID 1706 Channel								
CH-T-1706-KIT-30	Special Order	Quantum TRAPEZOID 1706 Fixture Kit with Inspire High Density 544 LED Tape Light. Suspended and Surface Mounting.	70% (Some LEDs Visible)	11 Watts/Foot 24VDC 80+ CRI 3.25in. Cut Length 	#CH-6SUS #CH-13SUS #CH-30SUS #CH-CON1 (Accessories Not Included)	3000K Warm	591 Lumens/Foot	Fixture Kit Channel and LED Tape Light parts to build your own fixture (Accessories Not Included)
CH-T-1706-KIT-40	Special Order	Anodized Aluminum material. IP40 Indoor Dry rating. Includes LED Tape Light, Channel, Frosted Lens and End Caps. Includes 10ft of crystal power wire. 8.2ft Length.				4000K Daylight		
For Custom Fixture/Special Order pricing and info please contact our Design Department at 832-717-2710 or designs@ledinspirations.com								Custom Fixture Preassembled & Custom Length/Color



8.2ft L x 1.7in W x 0.6in. H

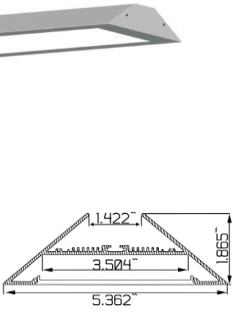
Quantum TRAPEZOID 2509 Channel								
CH-T-2509-KIT-30	In-Stock	Quantum TRAPEZOID 2509 Fixture Kit with Inspire High Density 544 LED Tape Light. Suspended and Surface Mounting.	90% (Some LEDs Visible)	11 Watts/Foot 24VDC 80+ CRI 3.25in. Cut Length 	#CH-6SUS #CH-13SUS #CH-30SUS #CH-CON1 (Accessories Not Included)	3000K Warm	591 Lumens/Foot	Fixture Kit Channel and LED Tape Light parts to build your own fixture (Accessories Not Included)
CH-T-2509-KIT-40	In-Stock	Anodized Aluminum material. IP40 Indoor Dry rating. Includes LED Tape Light, Channel, Frosted Lens and End Caps. Includes 10ft of crystal power wire. 8.2ft Length.				4000K Daylight		
For Custom Fixture/Special Order pricing and info please contact our Design Department at 832-717-2710 or designs@ledinspirations.com								Custom Fixture Preassembled & Custom Length/Color



8.2ft L x 2.5in W x 0.9in. H


Quantum Channel Fixtures

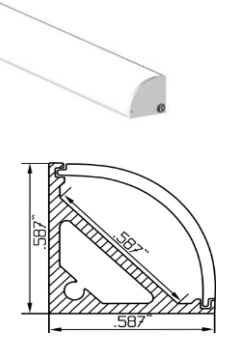
Part #	Stock Status	Description	LED Diffusion	LED Tape Light Info	Compatible Accessories	LED Color Temp.	Brightness*	Type
Quantum TRAPEZOID 5419 Channel								
CH-T-5419-KIT-30	Special Order	Quantum TRAPEZOID 5419 Fixture Kit with Inspire High Density 560 LED Tape Light. Suspended and Surface Mounting. Anodized Aluminum material. IP40 Indoor Dry rating. Includes LED Tape Light, Channel, Frosted Lens and End Caps. Includes 10ft of crystal power wire. 8.2ft Length.	70% (Some LEDs Visible)	15 Watts/Foot 24VDC 80+ CRI 2in. Cut Length	#CH-6SUS #CH-13SUS #CH-30SUS #CH-CON1 (Accessories Not Included)	3000K Warm	806 Lumens/Foot	Fixture Kit Channel and LED Tape Light parts to build your own fixture (Accessories Not Included)
CH-T-5419-KIT-40	Special Order			NOT ETL LISTED!		4000K Daylight	853 Lumens/Foot	
For Custom Fixture/Special Order pricing and info please contact our Design Department at 832-717-2710 or designs@ledinspirations.com								Custom Fixture Preassembled & Custom Length/Color




8.2ft L x 5.4in W x 1.9in. H

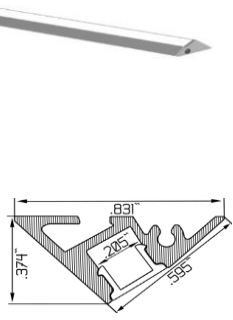
ANGLED Series

Quantum ANGLED 0606C Channel								
CH-A-0606C-KIT-30	In-Stock	Quantum ANGLED 0606C Fixture Kit with Inspire High Density 336 LED Tape Light. Surface Mounting. Anodized Aluminum material. IP40 Indoor Dry rating. Includes LED Tape Light, Channel, Frosted Lens, End Caps and Mounting Clips. Includes 10ft of crystal power wire. 8.2ft Length.	50% (Some LEDs Visible)	3 Watts/Foot 24VDC 80+ CRI 2in. Cut Length	N/A	3000K Warm	155 Lumens/Foot	Fixture Kit Channel and LED Tape Light parts to build your own fixture (Accessories Not Included)
CH-A-0606C-KIT-40	In-Stock					4000K Daylight	183 Lumens/Foot	
For Custom Fixture/Special Order pricing and info please contact our Design Department at 832-717-2710 or designs@ledinspirations.com								Custom Fixture Preassembled & Custom Length/Color









8.2ft L x 0.6in W x 0.6in. H

Quantum ANGLED 0804 Channel								
CH-A-0804-KIT-30	Special Order	Quantum ANGLED 0804 Fixture Kit with Inspire High Density 336 LED Tape Light. Surface Mounting. Anodized Aluminum material. IP40 Indoor Dry rating. Includes LED Tape Light, Channel, Frosted Lens, End Caps and Mounting Clips. Includes 10ft of crystal power wire. 8.2ft Length.	50% (Some LEDs Visible)	3 Watts/Foot 24VDC 80+ CRI 2in. Cut Length	N/A	3000K Warm	155 Lumens/Foot	Fixture Kit Channel and LED Tape Light parts to build your own fixture (Accessories Not Included)
CH-A-0804-KIT-40	Special Order					4000K Daylight	183 Lumens/Foot	
For Custom Fixture/Special Order pricing and info please contact our Design Department at 832-717-2710 or designs@ledinspirations.com								Custom Fixture Preassembled & Custom Length/Color



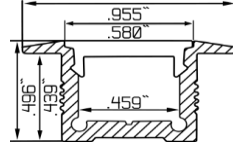


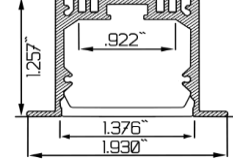

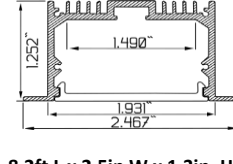


8.2ft L x 0.5in W x 0.4in. H

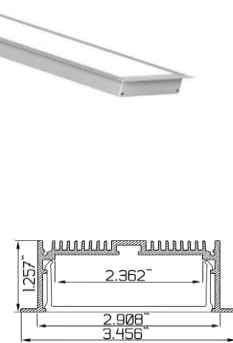
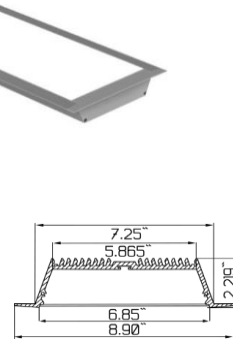
Quantum Channel Fixtures

Part #	Stock Status	Description	LED Diffusion	LED Tape Light Info	Compatible Accessories	LED Color Temp.	Brightness*	Type
 <p>Quantum ANGLED 1005 Channel</p>								
CH-A-1005-KIT-30	In-Stock	Quantum ANGLED 1005 Fixture Kit with Inspire High Density 336 LED Tape Light. Surface Mounting. Anodized Aluminum material. IP40 Indoor Dry rating. Includes LED Tape Light, Channel, Frosted Lens, End Caps and Mounting Clips. Includes 10ft of crystal power wire. 8.2ft Length.	50% (Some LEDs Visible)	3 Watts/Foot 24VDC 80+ CRI 2in. Cut Length	N/A	3000K Warm	155 Lumens/Foot	Fixture Kit Channel and LED Tape Light parts to build your own fixture (Accessories Not Included)
CH-A-1005-KIT-40	In-Stock					4000K Daylight	183 Lumens/Foot	
For Custom Fixture/Special Order pricing and info please contact our Design Department at 832-717-2710 or designs@ledinspirations.com								Custom Fixture Preassembled & Custom Length/Color
 <p>Quantum ANGLED 1212C Channel</p>								
CH-A-1212C-KIT-30	Special Order	Quantum ANGLED 1212C Fixture Kit with Inspire High Density 372 LED Tape Light. Surface Mounting. Anodized Aluminum material. IP40 Indoor Dry rating. Includes LED Tape Light, Channel, Frosted Lens, End Caps and Mounting Clips. Includes 10ft of crystal power wire. 8.2ft Length.	100% (No LEDs Visible)	6 Watts/Foot 24VDC 80+ CRI 2in. Cut Length	N/A	3000K Warm	310 Lumens/Foot	Fixture Kit Channel and LED Tape Light parts to build your own fixture (Accessories Not Included)
CH-A-1212C-KIT-40	Special Order					4000K Daylight	366 Lumens/Foot	
For Custom Fixture/Special Order pricing and info please contact our Design Department at 832-717-2710 or designs@ledinspirations.com								Custom Fixture Preassembled & Custom Length/Color
RECESSED Series								
 <p>Quantum RECESSED 0402 Channel</p>								
CH-R-0402-KIT-30	Special Order	Quantum RECESSED 0402 Fixture Kit with Inspire High Density 3365 LED Tape Light. Recessed Mounting. Anodized Aluminum material. IP40 Indoor Dry rating. Includes LED Tape Light, Channel, Frosted Lens and End Caps. Includes 10ft of crystal power wire. 8.2ft Length.	50% (Some LEDs Visible)	3 Watts/Foot 24VDC 80+ CRI 2in. Cut Length	N/A	3000K Warm	155 Lumens/Foot	Fixture Kit Channel and LED Tape Light parts to build your own fixture (Accessories Not Included)
CH-R-0402-KIT-40	Special Order					4000K Daylight	183 Lumens/Foot	
For Custom Fixture/Special Order pricing and info please contact our Design Department at 832-717-2710 or designs@ledinspirations.com								Custom Fixture Preassembled & Custom Length/Color

Quantum Channel Fixtures

Part #	Stock Status	Description	LED Diffusion	LED Tape Light Info	Compatible Accessories	LED Color Temp.	Brightness*	Type
Quantum RECESSED 1005 Channel								
	CH-R-1005-KIT-30	In-Stock	70% (Some LEDs Visible)	3 Watts/Foot 24VDC 80+ CRI 2in. Cut Length 	N/A	3000K Warm	155 Lumens/Foot	Fixture Kit Channel and LED Tape Light parts to build your own fixture (Accessories Not Included)
	CH-R-1005-KIT-40	In-Stock				4000K Daylight	183 Lumens/Foot	
For Custom Fixture/Special Order pricing and info please contact our Design Department at 832-717-2710 or designs@ledinspirations.com								Custom Fixture Preassembled & Custom Length/Color
8.2ft L x 1.0in W x 0.5in. H								
Quantum RECESSED 1913 Channel								
	CH-R-1913-KIT-30	In-Stock	100% (No LEDs Visible)	11 Watts/Foot 24VDC 80+ CRI 3.25in. Cut Length 	#CH-CON2 (Accessories Not Included)	3000K Warm	591 Lumens/Foot	Fixture Kit Channel and LED Tape Light parts to build your own fixture (Accessories Not Included)
	CH-R-1913-KIT-40	In-Stock				4000K Daylight	658 Lumens/Foot	
For Custom Fixture/Special Order pricing and info please contact our Design Department at 832-717-2710 or designs@ledinspirations.com								Custom Fixture Preassembled & Custom Length/Color
8.2ft L x 1.9in W x 1.3in. H								
Quantum RECESSED 2513 Channel								
	CH-R-2513-KIT-30	Special Order	100% (No LEDs Visible)	12 Watts/Foot 24VDC 80+ CRI 2in. Cut Length NOT ETL LISTED!	#CH-CON2 (Accessories Not Included)	3000K Warm	657 Lumens/Foot	Fixture Kit Channel and LED Tape Light parts to build your own fixture (Accessories Not Included)
	CH-R-2513-KIT-40	Special Order				4000K Daylight	732 Lumens/Foot	
For Custom Fixture/Special Order pricing and info please contact our Design Department at 832-717-2710 or designs@ledinspirations.com								Custom Fixture Preassembled & Custom Length/Color
8.2ft L x 2.5in W x 1.3in. H								

Quantum Channel Fixtures

Part #	Stock Status	Description	LED Diffusion	LED Tape Light Info	Compatible Accessories	LED Color Temp.	Brightness*	Type
Quantum RECESSED 3513 Channel								
CH-R-3513-KIT-30	Special Order	Quantum RECESSED 3513 Fixture Kit with Inspire High Density 560 LED Tape Light. Recessed Mounting.	100% (No LEDs Visible)	15 Watts/Foot 24VDC 80+ CRI 2in. Cut Length	#CH-CON2 (Accessories Not Included)	3000K Warm	806 Lumens/Foot	Fixture Kit Channel and LED Tape Light parts to build your own fixture (Accessories Not Included)
CH-R-3513-KIT-40	Special Order	Anodized Aluminum material. IP40 Indoor Dry rating. Includes LED Tape Light, Channel, Frosted Lens, End Caps and Mounting Clips. Includes 10ft of crystal power wire. 8.2ft Length.				NOT ETL LISTED!		
For Custom Fixture/Special Order pricing and info please contact our Design Department at 832-717-2710 or designs@ledinspirations.com								Custom Fixture Preassembled & Custom Length/Color
 <p>8.2ft L x 3.5in W x 1.3in. H</p>								
Quantum RECESSED 8922 Channel								
CH-R-8922-KIT-30	Special Order	Quantum RECESSED 8922 Fixture Kit with Inspire High Density 598 LED Tape Light. Recessed Mounting.	100% (No LEDs Visible)	24 Watts/Foot 24VDC 80+ CRI 2in. Cut Length	#CH-CON2 (Accessories Not Included)	3000K Warm	1291 Lumens/Foot	Fixture Kit Channel and LED Tape Light parts to build your own fixture (Accessories Not Included)
CH-R-8922-KIT-40	Special Order	Anodized Aluminum material. IP40 Indoor Dry rating. Includes LED Tape Light, Channel, Frosted Lens, End Caps and Mounting Clips. Includes 10ft of crystal power wire. 8.2ft Length.				NOT ETL LISTED!		
For Custom Fixture/Special Order pricing and info please contact our Design Department at 832-717-2710 or designs@ledinspirations.com								Custom Fixture Preassembled & Custom Length/Color
 <p>8.2ft L x 8.9in W x 2.2in. H</p>								


*Brightness is the Lumens per foot of the LED tape light tested outside the channel/frosted lens. The frosted lens will cut down total lumen output 10-25%.

Quantum Channel Accessories



Part #	Stock Status	Description	Compatible Quantum Channel	# Pcs/Set
CH-6SUS	In-Stock	Quantum 6 Foot Suspension Kit for Quantum Channel. Includes suspension cable and mounting pieces.		1
CH-13SUS	In-Stock	Quantum 13 Foot Suspension Kit for Quantum Channel. Includes additional suspension cable, crystal power wire and mounting pieces. Please specify which LED tape light you are suspending and LED Inspirations will solder on the longer Crystal Power Wire for you.	CH-S-1414 / CH-S-1913 / CH-S-2913 / CH-S-1928 / CH-S-2020 / CH-S-1122 / CH-S-1436 / CH-S-1426 / CH-S-2930 / CH-S-0808K / CH-S-0814R / CH-C-16 / CH-C-24 / CH-C-48 / CH-T-1706 / CH-T-2509 / CH-T-5419	1
CH-30SUS	In-Stock	Quantum 30 Foot Suspension Kit for Quantum Channel. Includes additional suspension cable, crystal power wire and mounting pieces. Please specify which LED tape light you are suspending and LED Inspirations will solder on the longer Crystal Power Wire for you.		1
CH-CON1	In-Stock	Quantum Slim Extending Connector Kit - Style 1 - for connecting two pieces of Quantum Channel together - 4in length with set screws.	CH-S-1414 / CH-S-2020 / CH-S-1122 / CH-S-1436 / CH-S-1426 / CH-S-0808K / CH-S-0814R / CH-C-24 / CH-C-48 / CH-T-1706 / CH-T-2509 / CH-T-5419 / CH-R-8922	1
CH-CON2	In-Stock	Quantum Slim Extending Connector Kit - Style 2 - for connecting two pieces of Quantum Channel together - 4in length with set screws.	CH-S-1913 / CH-S-2913 / CH-S-1928 / CH-S-2930 / CH-C-16 / CH-R-1913 / CH-R-2513 / CH-R-3513	1
CH-CON3	Special Order	Quantum Large Extending Connector for connecting two pieces of CH-S-1122 Quantum Channel together	CH-S-1122	1
CH-CON4	Special Order	Quantum Large Extending Connector for connecting two pieces of CH-S-2020 Quantum Channel together	CH-S-2020	1
CH-CON5	Special Order	Quantum Large Extending Connector for connecting two pieces of CH-S-2930 Quantum Channel together	CH-S-2930	1
CH-CON6	Special Order	Quantum Large Extending Connector for connecting two pieces of CH-S-1436 Quantum Channel together	CH-S-1436	1

Quantum Channel Accessories

	Part #	Stock Status	Description	Compatible Quantum Channel	# Pcs/Set
	CH-COR1	Special Order	Quantum Corner Connector for connecting two pieces of CH-S-1122 Quantum Channel together. Includes 2 corner pcs.	CH-S-1122	2
	CH-COR2	Special Order	Quantum Corner Connector for connecting two pieces of CH-S-1436 Quantum Channel together. Includes 2 corner pcs.	CH-S-1436	2
	CH-COR3	Special Order	Quantum Corner Connector for connecting two pieces of CH-S-2020 Quantum Channel together. Includes 2 corner pcs.	CH-S-2020	2
	CH-COR4	Special Order	Quantum Corner Connector for connecting two pieces of CH-S-2930 Quantum Channel together. Includes 2 corner pcs.	CH-S-2930	2
	CH-MESH1	Special Order	Quantum Perforated Mesh for mounting the CH-S-1426 Quantum Channel - Step Shape. Includes 4 mesh pcs.	CH-S-1426	4
	CH-MESH2	Special Order	Quantum Perforated Mesh for mounting the CH-S-1426 Quantum Channel - "L" Shape. Includes 10 mesh pcs.	CH-S-1426	10
	CH-MESH3	Special Order	Quantum Perforated Mesh for mounting the CH-S-2930 Quantum Channel - Step Shape. Includes 4 mesh pcs.	CH-S-2930	4
	CH-MESH4	Special Order	Quantum Perforated Mesh for mounting the CH-S-2930 Quantum Channel - "L" Shape. Includes 10 mesh pcs.	CH-S-2930	10

Inspire PolyElite V2 LED Tape Light

Part #	Description	Voltage (DC)	Watts/FT	Max Run Length (FT)	Color (K)	Rating	Case Quantity
BRIGHT							
PE-V2-2300-B	Inspire PolyElite V2 BRIGHT 2300 LED Tape Light. 1 FT Piece. Candlelight White (2300K) color. Polyurethane coated. Cuttable every 4 inches.	24V	3.5W	28'	2300	Damp	16FT on Roll
PE-V2-2700-B	Inspire PolyElite V2 BRIGHT 2700 LED Tape Light. 1 FT Piece. Ultra Warm White (2700K) color. Polyurethane coated. Cuttable every 4 inches. Replaces the #INSPIRE-2700-B.	24V	3.5W	28'	2700	Damp	16FT on Roll
PE-V2-3000-B	Inspire PolyElite V2 BRIGHT 3000 LED Tape Light. 1 FT Piece. Warm White (3000K) color. Polyurethane coated. Cuttable every 4 inches. Replaces the #INSPIRE-3000-B.	24V	3.5W	28'	3000	Damp	16FT on Roll
PE-V2-3500-B	Inspire PolyElite V2 BRIGHT 3500 LED Tape Light. 1 FT Piece. Warm White (3500K) color. Polyurethane coated. Cuttable every 4 inches.	24V	3.5W	28'	3500	Damp	16FT on Roll
PE-V2-4000-B	Inspire PolyElite V2 BRIGHT 4000 LED Tape Light. 1 FT Piece. Daylight White (4000K) color. Polyurethane coated. Cuttable every 4 inches. Replaces the #INSPIRE-4000-B.	24V	3.5W	28'	4000	Damp	16FT on Roll
SUPER BRIGHT							
PE-V2-2300-SB	Inspire PolyElite V2 SUPER BRIGHT 2300 LED Tape Light. 1 FT Piece. Candlelight White (2300K) color. Polyurethane coated. Cuttable every 6 inches.	24V	4.7W	21'	2300	Damp	16FT on Roll
PE-V2-2700-SB	Inspire PolyElite V2 SUPER BRIGHT 2700 LED Tape Light. 1 FT Piece. Ultra Warm White (2700K) color. Polyurethane coated. Cuttable every 6 inches. Replaces #INSPIRE-2700-SB.	24V	4.7W	21'	2700	Damp	16FT on Roll
PE-V2-3000-SB	Inspire PolyElite V2 SUPER BRIGHT 3000 LED Tape Light. 1 FT Piece. Warm White (3000K) color. Polyurethane coated. Cuttable every 6 inches. Replaces #INSPIRE-3000-SB.	24V	4.7W	21'	3000	Damp	16FT on Roll
PE-V2-3500-SB	Inspire PolyElite V2 SUPER BRIGHT 3500 LED Tape Light. 1 FT Piece. Warm White (3500K) color. Polyurethane coated. Cuttable every 6 inches.	24V	4.7W	21'	3500	Damp	16FT on Roll
PE-V2-4000-SB	Inspire PolyElite V2 SUPER BRIGHT 4000 LED Tape Light. 1 FT Piece. Daylight White (4000K) color. Polyurethane coated. Cuttable every 6 inches. Replaces #INSPIRE-4000-SB.	24V	4.7W	21'	4000	Damp	16FT on Roll











Inspire PolyElite V2 VIVID COLOR LED Tape Light

Part #	Description	Voltage (DC)	Watts/FT	Max Run Length (FT)	Color	Rating	Case Quantity
BRIGHT							
PE-V2-RED-B	Inspire PolyElite V2 VIVID COLOR BRIGHT Siren Red LED Tape Light. 1 FT Piece. Siren Red color (620-625nm). Polyurethane coated. Cuttable every 4 inches.	24V	1.44W	30'	Red 620-625nm	Damp	16FT on Roll
PE-V2-GREEN-B	Inspire PolyElite V2 VIVID COLOR BRIGHT Shamrock Green LED Tape Light. 1 FT Piece. Shamrock Green color (520-525nm). Polyurethane coated. Cuttable every 4 inches.	24V	1.44W	30'	Green 520-525nm	Damp	16FT on Roll
PE-V2-BLUE-B	Inspire PolyElite V2 VIVID COLOR BRIGHT Electric Blue LED Tape Light. 1 FT Piece. Electric Blue color (465-470nm). Polyurethane coated. Cuttable every 4 inches.	24V	1.44W	30'	Blue 465-470nm	Damp	16FT on Roll
PE-V2-AMBER-B	Inspire PolyElite V2 VIVID COLOR BRIGHT Sunset Amber LED Tape Light. 1 FT Piece. Sunset Amber color (588-592nm). Polyurethane coated. Cuttable every 4 inches.	24V	1.44W	30'	Amber 588-592nm	Damp	16FT on Roll
PE-V2-PINK-B	Inspire PolyElite V2 VIVID COLOR BRIGHT Orchid Pink LED Tape Light. 1 FT Piece. Orchid Pink color. Polyurethane coated. Cuttable every 4 inches.	24V	1.44W	30'	Pink	Damp	16FT on Roll
SUPER BRIGHT							
PE-V2-RED-SB	Inspire PolyElite V2 VIVID COLOR SUPER BRIGHT Siren Red LED Tape Light. 1 FT Piece. Siren Red color (620-625nm). Polyurethane coated. Cuttable every 4 inches.	24V	4.32W	16'	Red 620-625nm	Damp	16FT on Roll
PE-V2-GREEN-SB	Inspire PolyElite V2 VIVID COLOR SUPER BRIGHT Shamrock Green LED Tape Light. 1 FT Piece. Shamrock Green color (520-525nm). Polyurethane coated. Cuttable every 4 inches.	24V	4.32W	16'	Green 520-525nm	Damp	16FT on Roll
PE-V2-BLUE-SB	Inspire PolyElite V2 VIVID COLOR SUPER BRIGHT Electric Blue LED Tape Light. 1 FT Piece. Electric Blue color (465-470nm). Polyurethane coated. Cuttable every 4 inches.	24V	4.32W	16'	Blue 465-470nm	Damp	16FT on Roll
PE-V2-AMBER-SB	Inspire PolyElite V2 VIVID COLOR SUPER BRIGHT Sunset Amber LED Tape Light. 1 FT Piece. Sunset Amber color (588-592nm). Polyurethane coated. Cuttable every 4 inches.	24V	4.32W	16'	Amber 588-592nm	Damp	16FT on Roll
PE-V2-PINK-SB	Inspire PolyElite V2 VIVID COLOR SUPER BRIGHT Orchid Pink LED Tape Light. 1 FT Piece. Orchid Pink color. Polyurethane coated. Cuttable every 4 inches.	24V	4.32W	16'	Pink	Damp	16FT on Roll

Inspire PolyElite V2 LED Tape Light Accessories

Connectors and Extensions sold in bags of 5 pieces

	Part #	Description	Notes	Case Quantity
	CON-HW	10FT Hardwire Connector for Inspire PolyElite V2 and Inspire VIVID COLOR LED Tape Light. One 4-Pin Female Connector to bare wire.	10 foot length. 22 AWG wire. Not for <i>Inspire</i> RGB or <i>Inspire</i> Nude LED Tape Light. Sold in bags of 5.	5 per Bag
	CON-HW-25	25FT Hardwire Connector for Inspire PolyElite V2 and Inspire VIVID COLOR LED Tape Light. One 4-Pin Female Connector to bare wire.	25 foot length. 18 AWG wire. Not for <i>Inspire</i> RGB or <i>Inspire</i> Nude LED Tape Light. Sold individually.	1 per Bag
	EXT-4IN	4 Inch Extension for Inspire PolyElite V2 and Inspire VIVID COLOR LED Tape Light. 4-Pin Female Connector to 4-Pin Male Connector.	4 inch length. 22 AWG wire. Not for <i>Inspire</i> RGB or <i>Inspire</i> Nude LED Tape Light. Sold in bags of 5.	5 per Bag
	EXT-1FT	1FT Extension for Inspire PolyElite V2 and Inspire VIVID COLOR LED Tape Light. 4-Pin Female Connector to 4-Pin Male Connector.	1 foot length. 22 AWG wire. Not for <i>Inspire</i> RGB or <i>Inspire</i> Nude LED Tape Light. Sold in bags of 5.	5 per Bag
	EXT-3FT	3FT Extension for Inspire PolyElite V2 and Inspire VIVID COLOR LED Tape Light. 4-Pin Female Connector to 4-Pin Male Connector.	3 foot length. 22 AWG wire. Not for <i>Inspire</i> RGB or <i>Inspire</i> Nude LED Tape Light. Sold in bags of 5.	5 per Bag
	EXT-12FT	12FT Extension for Inspire PolyElite V2 and Inspire VIVID COLOR LED Tape Light. 4-Pin Female Connector to 4-Pin Male Connector.	12 foot length. 22 AWG wire. Not for <i>Inspire</i> RGB or <i>Inspire</i> Nude LED Tape Light. Sold in bags of 5.	5 per Bag
	CON-4PM-4PM	Male to Male Connector for Inspire PolyElite V2 and Inspire VIVID COLOR LED Tape Light. Re-use a cut piece of Inspire LED Tape Light by using this connector. 4-Pin Male Connector to 4-Pin Male Connector.	**Does NOT allow you to continue adding LED tape light to a piece of LED tape that has been cut.** Allows you to re-use ONLY the "cut" end of a piece of LED tape light. Sold in bags of 5. Not for <i>Inspire</i> RGB or <i>Inspire</i> Nude LED Tape Light.	5 per Bag
	CON-T	T-Connector for Inspire PolyElite V2 and Inspire VIVID COLOR LED Tape Light. Use to connect 2 runs of LED tape light to 1 power cable. Two 4-Pin Female Connectors to One 4-Pin Male Connector.	22 AWG wire. Not for <i>Inspire</i> RGB or <i>Inspire</i> Nude LED Tape Light. Sold in bags of 5.	5 per Bag









Inspire Nude V2 LED Tape Light

Part #	Description	Voltage (DC)	Watts/FT	Max Run Length (FT)	Color (K)	Rating	Roll Length
BRIGHT							
*ONLY SOLD BY THE ROLL!							
NU-V2-2300-B-16	<i>Inspire</i> Nude V2 BRIGHT 2300 LED Tape Light. Candlelight White (2300K) color. No coating. Cuttable every 4 inches.	24V	3.5W	28'	2300	Dry	16FT
NU-V2-2300-B-50							50FT
NU-V2-2300-B-100							100FT
NU-V2-2700-B-16	<i>Inspire</i> Nude V2 BRIGHT 2700 LED Tape Light. Ultra Warm White (2700K) color. No coating. Cuttable every 4 inches.	24V	3.5W	28'	2700	Dry	16FT
NU-V2-2700-B-50							50FT
NU-V2-2700-B-100							100FT
NU-V2-3000-B-16	<i>Inspire</i> Nude V2 BRIGHT 3000 LED Tape Light. Warm White (3000K) color. No coating. Cuttable every 4 inches.	24V	3.5W	28'	3000	Dry	16FT
NU-V2-3000-B-50							50FT
NU-V2-3000-B-100							100FT
NU-V2-3500-B-16	<i>Inspire</i> Nude V2 BRIGHT 3500 LED Tape Light. Warm White (3500K) color. No coating. Cuttable every 4 inches.	24V	3.5W	28'	3500	Dry	16FT
NU-V2-3500-B-50							50FT
NU-V2-3500-B-100							100FT
NU-V2-4000-B-16	<i>Inspire</i> Nude V2 BRIGHT 4000 LED Tape Light. Daylight White (4000K) color. No coating. Cuttable every 4 inches.	24V	3.5W	28'	4000	Dry	16FT
NU-V2-4000-B-50							50FT
NU-V2-4000-B-100							100FT



Part #	Description	Voltage (DC)	Watts/FT	Max Run Length (FT)	Color (K)	Rating	Roll Length
SUPER BRIGHT							
*ONLY SOLD BY THE ROLL!							
NU-V2-2300-SB-16	<i>Inspire</i> Nude V2 SUPER BRIGHT 2300 LED Tape Light. Candlelight White (2300K) color. No coating. Cuttable every 1.3 inches.	24V	4.7W	21'	2300	Dry	16FT
NU-V2-2300-SB-50							50FT
NU-V2-2300-SB-100							100FT
NU-V2-2700-SB-16	<i>Inspire</i> Nude V2 SUPER BRIGHT 2700 LED Tape Light. Ultra Warm White (2700K) color. No coating. Cuttable every 1.3 inches.	24V	4.7W	21'	2700	Dry	16FT
NU-V2-2700-SB-50							50FT
NU-V2-2700-SB-100							100FT
NU-V2-3000-SB-16	<i>Inspire</i> Nude V2 SUPER BRIGHT 3000 LED Tape Light. Warm White (3000K) color. No coating. Cuttable every 1.3 inches.	24V	4.7W	21'	3000	Dry	16FT
NU-V2-3000-SB-50							50FT
NU-V2-3000-SB-100							100FT
NU-V2-3500-SB-16	<i>Inspire</i> Nude V2 SUPER BRIGHT 3500 LED Tape Light. Warm White (3500K) color. No coating. Cuttable every 1.3 inches.	24V	4.7W	21'	3500	Dry	16FT
NU-V2-3500-SB-50							50FT
NU-V2-3500-SB-100							100FT
NU-V2-4000-SB-16	<i>Inspire</i> Nude V2 SUPER BRIGHT 4000 LED Tape Light. Daylight White (4000K) color. No coating. Cuttable every 1.3 inches.	24V	4.7W	21'	4000	Dry	16FT
NU-V2-4000-SB-50							50FT
NU-V2-4000-SB-100							100FT



Inspire Nude V2 Accessories

Connectors and Extensions sold in bags of 5 pieces


	Part #	Description	Notes	Case Quantity
	CON-HW-U	10FT Hardwire Connector for <i>Inspire</i> Nude V2 LED Tape Light. 1 Uncoated Connector to bare wire. 20 AWG wire.	To connect to a hardwire driver. NOT for RGB, PolyElite V2, or VIVID COLOR LED tape light.	5 per Bag
	EXT-2IN-U	2 Inch Extension for <i>Inspire</i> Nude V2 LED Tape Light. 1 Uncoated Connector to 1 Uncoated Connector. 20 AWG wire.	NOT for RGB, PolyElite V2, or VIVID COLOR LED tape light.	5 per Bag
	EXT-4IN-U	4 Inch Extension for <i>Inspire</i> Nude V2 LED Tape Light. 1 Uncoated Connector to 1 Uncoated Connector. 20 AWG wire.	NOT for RGB, PolyElite V2, or VIVID COLOR LED tape light.	5 per Bag
	EXT-1FT-U	1FT Extension for <i>Inspire</i> Nude V2 LED Tape Light. 1 Uncoated Connector to 1 Uncoated Connector. 20 AWG wire.	NOT for RGB, PolyElite V2, or VIVID COLOR LED tape light.	5 per Bag
	EXT-3FT-U	3FT Extension for <i>Inspire</i> Nude V2 LED Tape Light. 1 Uncoated Connector to 1 Uncoated Connector. 20 AWG wire.	NOT for RGB, PolyElite V2, or VIVID COLOR LED tape light.	5 per Bag
	EXT-12FT-U	12FT Extension for <i>Inspire</i> Nude V2 LED Tape Light. 1 Uncoated Connector to 1 Uncoated Connector. 20 AWG wire.	NOT for RGB, PolyElite V2, or VIVID COLOR LED tape light.	5 per Bag
	EXT-SPLICE-U	Butt Splice Connector for <i>Inspire</i> Nude V2 LED Tape Light. Connect two cut pieces of <i>Inspire</i> Nude together.	NOT for RGB, PolyElite V2, or VIVID COLOR LED tape light.	5 per Bag
	CON-T-U	T-Connector for <i>Inspire</i> Nude V2 LED Tape Light. 1 Uncoated Connector to 2 Uncoated Connectors. 22 AWG wire.	NOT for RGB, PolyElite V2, or VIVID COLOR LED tape light.	5 per Bag

Inspire OUTDOOR LED Tape Light (IP-67 Rated)

Part #	Description	Voltage (DC)	Watts/FT	Color (K)	Notes	Roll Length
Inspire OUTDOOR 3000K LED Tape Light (Sealed Silicon Jacket)						*ONLY SOLD BY THE ROLL!
 	INSPIRE-W-3000-24VDC-16FT	Inspire OUTDOOR 3000 LED Tape Light. Warm White (3000K) Color. 16.4FT roll with 25FT of wire on both ends. No Adhesive on back like indoor Inspire products. Use the Outdoor Strip Channel to attach tape light. IP-67 rated.	24V	4.32W	3000	Includes end caps and glue to seal cut ends. 16.4FT
	INSPIRE-W-3000-24VDC-5FT	Inspire OUTDOOR 3000 LED Tape Light. Warm White (3000K) Color. 5FT roll with 25FT of wire on both ends. No Adhesive on back like indoor Inspire products. Use the Outdoor Strip Channel to attach tape light. IP-67 rated.	24V	4.32W	3000	Includes end caps and glue to seal cut ends. 5FT

Part #	Description	Voltage (DC)	Watts/FT	Color (K)	Notes	Roll Length
Inspire OUTDOOR RGB LED Tape Light (Sealed Silicon Jacket) (See pages 23 & 24 for Inspire RGB Accessor)						*ONLY SOLD BY THE ROLL!
 	INSPIRE-W-RGB-24VDC-16FT	Inspire OUTDOOR RGB LED Tape Light. RGB Color-Changing. 16.4FT roll with 25FT of wire on both ends. No Adhesive on back like indoor Inspire products. Use the Outdoor Strip Channel to attach tape light. IP-67 rated.	24V	4.32W	RGB	Must use Electronic driver. Includes end caps and glue to seal cut ends. 16.4FT
	INSPIRE-W-RGB-24VDC-5FT	Inspire OUTDOOR RGB LED Tape Light. RGB Color-Changing. 5FT roll with 25FT of wire on both ends. No Adhesive on back like indoor Inspire products. Use the Outdoor Strip Channel to attach tape light. IP-67 rated.	24V	4.32W	RGB	Must use Electronic driver. Includes end caps and glue to seal cut ends. 5FT

Inspire OUTDOOR Accessories

Part #	Description	Notes	Dimensions (L x W x D)	Case Quantity	Channel Length
	STRIPCHAN5FT-OUTDOOR	UV-Coated Plastic Outdoor Strip Channel 5FT piece. Required to hold Inspire Outdoor LED Tape Light	Required for attaching to surfaces by Inspire Outdoor tape light.	5' x 5/8" x 1/4"	1 5FT

Inspire RGB Color-Changing LED Tape Light & Inspire RGB Accessories







Inspire RGB Color-Changing LED Tape Light



Part #	Description	Voltage (DC)	Watts/FT	Max Run Length (FT)	Rating	Case Quantity
INSPIRE-RGB	Inspire RGB LED Tape Light. 1 FT Piece. Color-Changing. Color selections and patterns controlled via RGB controller. Polyurethane coated. Cuttable every 4 inches.	24V	4.32W	16' (additional lengths need an RGB Amplifier)	Damp	15FT on Roll




Inspire RGB Accessories

RGB Connectors and Extensions sold in bags of 5 pieces



Part #	Description	Notes	Case Quantity
 CON-HW-RGB	10FT RGB Hardwire Connector for <i>Inspire</i> RGB LED Tape Light. 4-Pin female connector to bare wires.	10 foot length. 22 AWG wire.	5 per Bag
 EXT-4IN-RGB	4 Inch RGB Extension for <i>Inspire</i> RGB LED Tape Light. 4-Pin female connector to 4-Pin male connector.	4 inch length. 22 AWG wire.	5 per Bag
 EXT-1FT-RGB	1FT RGB Extension for <i>Inspire</i> RGB LED Tape Light. 4-Pin female connector to 4-Pin male connector.	1 foot length. 22 AWG wire.	5 per Bag
 EXT-3FT-RGB	3FT RGB Extension for <i>Inspire</i> RGB LED Tape Light. 4-Pin female connector to 4-Pin male connector.	3 foot length. 22 AWG wire.	5 per Bag
 EXT-12FT-RGB	12FT RGB Extension for <i>Inspire</i> RGB LED Tape Light. 4-Pin female connector to 4-Pin male connector.	12 foot length. 22 AWG wire.	5 per Bag
 CON-T-RGB	RGB T-Connector for <i>Inspire</i> RGB LED Tape Light. One 4-Pin male connector to two 4-Pin female connectors.	To connect 2 runs of RGB LED tape light to 1 power cable. 22 AWG wire.	5 per Bag

Residential & Commercial RGB DMX Components

Residential RGB Components

Part #	Description	Voltage (DC)	Watts	Notes	Rating	Case Quantity
 RGB-IR-CONTROLLER	Infrared (IR) RGB Controller for controlling the color of the <i>Inspire</i> RGB LED Tape Light. Includes Remote. Remote needs line of sight to the controller.	24V	144W	Features are: Color Changing, Dimming, Programmed Color Patterns. Connect to an electronic driver only. Dimensions (LxWxD): 1.89" x 1.34" x 0.87"	Dry	1
 RGB-RF-CONTROLLER	Radio Frequency (RF) RGB Controller for controlling <i>Inspire</i> RGB LED Tape Light. Includes Remote. Remote doesn't need line of sight, but does need to be within 50 feet of the controller.	24V	288W	Features are: Color Changing, Dimming, Programmed Color Patterns. Connect to an electronic driver only. Dimensions (LxWxD): 3.55" x 2.76" x 1.07"	Dry	1
 RGB-AMP	RGB Amplifier for <i>Inspire</i> RGB LED Tape Light. Extends the length of an <i>Inspire</i> RGB tape run.	24V	120W	Used to extend a run of RGB LED tape light longer than the max run of 16FT. Connect to an electronic driver only. Dimensions (LxWxD): 3.08" x 2.05" x 1.19"	Dry	1






Commercial RGB DMX Components

Part #	Description	Voltage (DC)	Watts	Dimensions (L x W x D)	Rating	Case Quantity
 RGB-DMX-CONT-AL1PRO	AL-Control 1 Pro RGB DMX Wall Controller with Infrared (IR) Remote. 5W, 24V DC. Sends color signal through DMX or Ethernet cabling. Remote needs line of sight to the controller. Features are: Color Changing, Dimming, Programmed Color Patterns. Connect to an electronic driver only.	24V	5W	4.73" x 3.00" x 1.23"	Dry	1
 RGB-DMX-AMP	RGB DMX Amplifier with RJ-45 ports. 512 DMX Channels. DMX Address control. 12-24V DC. 360W input/output. DMX Amplifiers are daisy-chained together from the RGB DMX Controlled and connect up to 20 DMX Amplifiers. Connect to an electronic driver only.	24V	360W	6.78" x 1.66" x 1.26"	Dry	1


(More Commercial RGB DMX Components on the next page)

Contact the Design Department for help with RGB DMX projects. Call: 832-717-2710 or Email: designs@ledinspirations.com


Commercial RGB DMX Components (continued)

Part #	Description	Voltage (DC)	Watts	Dimensions (L x W x D)	Rating	Case Quantity
 RGB-DMX-SPLIT2	RGB DMX 2 Channel Splitter. Has both Ethernet RJ-45 ports and XLR ports. One RJ-45 input and two RJ-45 outputs. One XLR 3-Pin male to Two XLR 3-Pin female. Allows you to connect more than 20 DMX Amplifiers together. Connect to an electronic driver only.	24V	-	5.95" x 3.55" x 1.58"	Dry	1
 RGB-DMX-WIFLY-AMP	RGB DMX WiFLY Wireless Amplifier. 2.4GHz. Works in pairs. Use 2 WiFLY transceivers to send a DMX signal wirelessly across a distance up to 500 feet. Requires 2 WiFLY Amplifiers, 1 DMX XLRM-RJ45 Adapter and 1 DMX XLRF-RJ45 Adapter.	9-12V	-	4.75" x 4.75" x 1.50"	Dry	1
 RGB-DMX-TERM	RGB DMX RJ45 Terminator. Used in RGB DMX systems with more than 3 DMX Amplifiers daisy-chained together. Terminates the DMX signal at the end of the daisy chain.	-	-	-	Dry	1
 RGB-DMX-XLRM-RJ45	RGB DMX XLR 3 Pin Male to RJ45 Adapter. Used to convert a 3-Pin DMX XLR cable to an Ethernet cable.	-	-	-	Dry	1
 RGB-DMX-XLRF-RJ45	RGB DMX XLR 3 Pin Female to RJ45 Adapter. Required for the RGB DMX WiFLY Amplifiers.	-	-	-	Dry	1

RGB Drivers & Power Supplies


Part #	Description	Voltage (DC)	Watts	Dimensions (L x W x D)	Rating	Notes
Electronic Non-Dimmable Hardwire Drivers						
 DR-25W-24VDC-NONDIM	25W Electronic Non-Dimmable Hardwire Driver. 90-277V AC Input to 24V DC Output.	24V	25W	6.19" x 1.46" x 0.99"	IP-67	x
DR-60W-24VDC-NONDIM	60W Electronic Non-Dimmable Hardwire Driver. 90-277V AC Input to 24V DC Output.	24V	60W	7.76" x 1.66" x 1.19"	IP-67	x
DR-100W-24VDC-NONDIM	100W Electronic Non-Dimmable Hardwire Driver. 100-277V AC Input to 24V DC Output.	24V	100W	6.82" x 2.68" x 1.58"	IP-67	x

Electronic Non-Dimmable RGB Wall-Plug Drivers (Use with RGB IR Controllers)

 DR-72W-24VDC-PLUG-RGB	72W Electronic Non-Dimmable RGB Wall-Plug Driver. 120V AC Input to 24V DC Output. Plugs into wall outlet. Has 3FT low voltage cable and in-line power switch.	24V	72W	4.65" x 1.97" x 1.23"	Dry	Output barrel connector plugs in to RGB IR Controller
----------------------------------------------------------------------------------------------------------	---------------------------------------------------------------------------------------------------------------------------------------------------------------	-----	-----	-----------------------	-----	-------------------------------------------------------

Channels, Fasteners and Wiring

Strip Channel



Part #	Description	Color	Length	Notes	Dimensions (L x W x D)
STRIPCHAN5FT-AL	5 Foot Strip Channel extruded aluminum channel with 1/2" hood designed to hide the <i>Inspire</i> LED Tape Light underneath cabinets and shelves without trim. Comes in Aluminum, Bronze and White colors.	Aluminum	5FT	Sold individually.	5'-0" x 1.1" x 0.60"
STRIPCHAN5FT-BZ		Bronze	5FT	Sold individually.	5'-0" x 1.1" x 0.60"
STRIPCHAN5FT-WH		White	5FT	Sold individually.	5'-0" x 1.1" x 0.60"

Mounting Tape



Part #	Description	Color	Length	Notes	Dimensions (L x W)
MOUNT-TAPE-16	16 Foot stainless steel mounting tape for the <i>Inspire</i> V2 LED Tape Light. Used to fasten the tape light to wood or other porous surfaces. Replaces the Strip Clip (#STRIPCLIP5FT).	Silver	16FT	1/2" wide. Comes on a roll with 16 feet. Use screws or staples (not included) to secure to porous surfaces.	16'0" x 0.5"

In-Wall Rated Wire (2 Conductor)

Sold by the Foot or in 250FT Rolls



Part #	Description	Wire Size (AWG)	<i>Inspire</i> Compatibility	Strands/Conductor	Roll Length
WR-18AWG-2C-250	18 Gauge (AWG) - 2 Conductor - Class 3 Plenum Rated (CL3P) In-Wall Rated Wire. UL-Listed - NEC 725 - Inspection ready	18	ALL <i>Inspire</i> EXCEPT <i>Inspire</i> RGB	2	250FT
WR-18AWG-2C-CUT					Custom
WR-16AWG-2C-250	16 Gauge (AWG) - 2 Conductor - Class 3 Plenum Rated (CL3P) In-Wall Rated Wire. UL-Listed - NEC 725 - Inspection ready	16	ALL <i>Inspire</i> EXCEPT <i>Inspire</i> RGB	2	250FT
WR-16AWG-2C-CUT					Custom
WR-14AWG-2C-250	14 Gauge (AWG) - 2 Conductor - Class 3 Plenum Rated (CL3P) In-Wall Rated Wire. UL-Listed - NEC 725 - Inspection ready	14	ALL <i>Inspire</i> EXCEPT <i>Inspire</i> RGB	2	250FT
WR-14AWG-2C-CUT					Custom
WR-12AWG-2C-250	12 Gauge (AWG) - 2 Conductor - Class 3 Plenum Rated (CL3P) In-Wall Rated Wire. UL-Listed - NEC 725 - Inspection ready	12	ALL <i>Inspire</i> EXCEPT <i>Inspire</i> RGB	2	250FT
WR-12AWG-2C-CUT					Custom




In-Wall Rated Wire (4 Conductor)

Sold by the Foot or in 250FT Rolls



Part #	Description	Wire Size (AWG)	<i>Inspire</i> Compatibility	Strands/Conductor	Roll Length
WR-18AWG-4C-250	18 Gauge (AWG) - 4 Conductor - Class 3 Plenum Rated (CL3P) In-Wall Rated Wire. UL-Listed - NEC 725 - Inspection ready	18	Recommended for <i>Inspire</i> RGB	4	250FT
WR-18AWG-4C-CUT					Custom
WR-16AWG-4C-250	16 Gauge (AWG) - 4 Conductor - Class 3 Plenum Rated (CL3P) In-Wall Rated Wire. UL-Listed - NEC 725 - Inspection ready	16	Recommended for <i>Inspire</i> RGB	4	250FT
WR-16AWG-4C-CUT					Custom
WR-14AWG-4C-250	14 Gauge (AWG) - 4 Conductor - Class 3 Plenum Rated (CL3P) In-Wall Rated Wire. UL-Listed - NEC 725 - Inspection ready	14	Recommended for <i>Inspire</i> RGB	4	250FT
WR-14AWG-4C-CUT					Custom
WR-12AWG-4C-250	12 Gauge (AWG) - 4 Conductor - Class 2 Plenum Rated (CL2P) In-Wall Rated Wire. UL-Listed - NEC 725 - Inspection ready	12	Recommended for <i>Inspire</i> RGB	4	250FT
WR-12AWG-4C-CUT					Custom

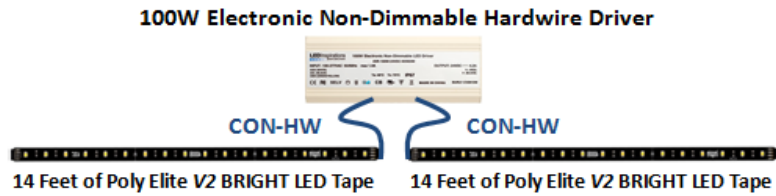
Drivers & Power Supplies

Part #	Description	Voltage (DC)	Watts	Notes	Rating	Dimensions (L x W x D)
Magnetic Dimmable Hardwire Drivers						
	DR-20W-24VDC-DIM	20W Magnetic Dimmable Hardwire Driver. 120V AC Input to 24V DC Output. Class 2.	24V	20W	Not for RGB LED Tape!	NEMA-3R 5.03" x 2.14" x 2.00"
	DR-40W-24VDC-DIM	40W Magnetic Dimmable Hardwire Driver. 120V AC Input to 24V DC Output. Class 2.	24V	40W	Not for RGB LED Tape!	NEMA-3R 5.03" x 2.14" x 2.00"
	DR-60W-24VDC-DIM	60W Magnetic Dimmable Hardwire Driver. 120V AC Input to 24V DC Output. Class 2.	24V	60W	Not for RGB LED Tape!	NEMA-3R 6.06" x 2.59" x 2.20"
	DR-96W-24VDC-DIM	96W Magnetic Dimmable Hardwire Driver. 120V AC Input to 24V DC Output. Class 2.	24V	96W	Not for RGB LED Tape!	NEMA-3R 6.06" x 2.59" x 2.20"
Electronic Non-Dimmable Hardwire Drivers						
	DR-25W-24VDC-NONDIM	25W Electronic Non-Dimmable Hardwire Driver. 90-277V AC Input to 24V DC Output. Class 2.	24V	25W	Required for RGB	IP-67 6.19" x 1.46" x 0.99"
	DR-60W-24VDC-NONDIM	60W Electronic Non-Dimmable Hardwire Driver. 90-277V AC Input to 24V DC Output. Class 2.	24V	60W	Required for RGB	IP-67 7.76" x 1.66" x 1.19"
	DR-100W-24VDC-NONDIM	100W Electronic Non-Dimmable Hardwire Driver. 100-277V AC Input to 24V DC Output. Class 2.	24V	100W	Required for RGB	IP-67 6.82" x 2.68" x 1.58"
Electronic Non-Dimmable Wall-Plug Drivers						
	DR-36W-24VDC-PLUG	36W Electronic Non-Dimmable Wall-Plug Driver. 120V AC Input to 24V DC Output. Has 3FT low voltage cable and in-line power switch. Class 2.	24V	36W	Plugs into wall outlet	Dry 4.65" x 1.97" x 1.23"
	DR-72W-24VDC-PLUG	72W Electronic Non-Dimmable Wall-Plug Driver. 120V AC Input to 24V DC Output. Has 3FT low voltage cable and in-line power switch. Class 2.	24V	72W	Plugs into wall outlet	Dry 4.65" x 1.97" x 1.23"

Driver Limit Chart

This chart shows the maximum amount of *Inspire* LED Tape Light that can be put on each of the LED Inspirations drivers. See the example below for instructions on how to use it:

Driver Limit Chart Example:



$$\text{Run Length} \times \text{Tape Light Wattage (per foot)} = \text{Total Watts}$$

POLY ELITE V2 BRIGHT is 3.5 Watts/Foot (Correct driver must be able to power at least this amount of watts)

$$28 \text{ Feet} \times 3.5 \text{ Watts/Foot} = 98 \text{ Total Watts}$$

(Use a 100W driver)

LED Tape Light	Watts/FT	Max Run Length	Cuttable Every	Electronic Non-Dimmable Hardwire Drivers		
				25W	60W	100W
Poly Elite V2 BRIGHT	3.5W	28'	4"	7'	17'	28'-4"

How many continuous feet of LED tape light you can connect together before you need another lead wire to power the tape light.

The maximum amount of feet the driver can power. You can connect multiple lead wires into each driver to connect up to the maximum amount of feet and still stay within the max run length of the LED tape light.

LED Tape Light				Magnetic Dimmable Hardwire Drivers				Electronic Non-Dimmable Hardwire Drivers			Electronic Non-Dimmable Wall-Plug Drivers	
Inspire LED Tape Light	Watts/FT	Max Run Length	Cuttable Every	Maximum Amount of Feet the Driver Can Power								
				20W	40W	60W	96W	25W	60W	100W	36W	72W
PolyElite V2 SUPER BRIGHT	4.7W	21'	6"	4'	8'-6"	12'-6"	20'	5'	12'-6"	21'	7'-6"	15'
PolyElite V2 BRIGHT	3.5W	28'	4"	5'-8"	11'-4"	17'	27'-4"	7'	17'	28'-4"	10'	20'-4"
Nude V2 SUPER BRIGHT	4.7W	21'	1"	4'-2"	8'-5"	12'-9"	20'-3"	5'-2"	12'-9"	21'-2"	7'-7"	15'-2"
Nude V2 BRIGHT	3.5W	28'	4"	5'-8"	11'-4"	17'	27'-4"	7'	17'	28'-4"	10'	20'-4"
PolyElite V2 Vivid Color SUPER BRIGHT	4.32W	16'	4"	4'-4"	9'	13'-8"	22'	5'-8"	13'-8"	23'	8'-4"	16'-8"
PolyElite V2 Vivid Color BRIGHT	1.44W	30'	4"	13-8"	27'-8"	41'-8"	66'-8"	17'-4"	41'-8"	69'-4"	25'	50'
Inspire RGB	4.32W	16'	4"	x	x	x	x	5'-8"	13'-8"	23'	8'-4"	16'-8"
Inspire OUTDOOR	4.32W	16'	4"	4'-4"	9'	13'-8"	22'	5'-8"	13'-8"	23'	8'-4"	16'-8"
Inspire OUTDOOR RGB	4.32W	16'	4"	x	x	x	x	5'-8"	13'-8"	23'	8'-4"	16'-8"
Inspire SUPER BRIGHT (Version 1)	4.32W	16'	4"	4'-4"	9'	13'-8"	22'	5'-8"	13'-8"	23'	8'-4"	16'-8"
Inspire BRIGHT (Version 1)	1.44W	30'	4"	13-8"	27'-8"	41'-8"	66'-8"	17'-4"	41'-8"	69'-4"	25'	50'

Ordering Information and Policies

Shipping Policy

All cleared orders (product is in stock and the purchase order has proper pricing and case quantities if required) will be processed and shipped **within 2 business days**.

Rush Order Policy

Orders needing to be shipped faster than our standard shipping policy will be considered a "rush order":
Rush orders received **Before 2pm CST** will ship the same business day and After 2pm will ship the next business day.
A \$25 rush fee plus Shipping Charges will be added to all rush orders.

Orders

Send ALL Purchase Orders directly to the Orders Department:

Email: Orders@LEDInspirations.com

Phone: (832) 717-2710 (ask for Orders Dept.)

Fax: 866-523-0169

Accounting & Invoicing

For all accounting and invoicing assistance please contact our Accounting Department:

Email: Accounts@LEDInspirations.com

Phone: (832) 717-2710 (ask for Accounting Dept.)

Returns

For help returning an item please contact our Returns Department:

Email: [Returns@LEDInspirations.com](mailto>Returns@LEDInspirations.com)

Phone: (832) 717-2710 (ask for Returns Dept.)

Please have the following information ready:

Purchase Order #, Invoice #, Products to Return and Reason for Returning

Designs, Layouts & Quotes

For help with your projects please contact our Design Department:

Email: Designs@LEDInspirations.com

Phone: (832) 717-2710 (ask for Design Dept.)

Warranty

Our products come with a **5 Year Limited Warranty**

Please contact our office for a complete copy of our Limited Warranty which includes more details on which products are covered and not covered by the warranty.



11744 Grant Rd. Cypress, TX 77429

P: (832) 717-2710 F: (866) 523-0169

www.ledi.lighting

Pricing Effective starting September 1st, 2014