

INDUSTRIAL SPEC GRADE TURNLOK® LOCKING DEVICES

 **legrand**®

Pass & Seymour

Industrial Spec Grade Turnlok® Locking Devices



Pass & Seymour

Raised ribs provide non-slip gripping profile for turning to lock and unlock.

Quick-thread assembly screws and cord-grip screws come backed-out, ready-to-wire.

Industrial-strength, brass alloy plug blades and connector contacts resist heat rise, provide excellent conductivity.

Double dovetail design provides superior protection against cord pull-out forces.

Scallop shell design provides non-slip gripping surface for insertion and withdrawal.

Rounded back contour reduces snags and hang-ups on the job site.

Visible stamped NEMA configuration and device rating.

New-design external cord grips provide visible assurance of safe and proper cord retention.

Integral flexible rubber cord grommet conforms to and seals around SO cord to provide protection from oils, water, or chips entering wiring chamber.

Impact- and corrosion-resistant durable nylon 6/6 shell material.

L630C & L630P

Index

Description	Rating	Page Number
NEMA Configurations		H-3
Ground Continuity Monitoring Devices	15A, 125 & 250V, 277VAC	H-4
	20 & 30A, 125, 250 & 347V, & 277VAC; 20 & 30A, 125/250V	H-5
2 Pole, 2 Wire Non-Grounding	15A, 125V; 20A, 250V	H-6
2 Pole, 3 Wire	15A, 125 & 250V, 277VAC	H-7, H-8
	20A, 125, 250, 347, 480 & 600V, 277VAC	H-9 – H-11
	30A, 125, 250, 480 & 600V, 277VAC	H-12 – H-14
3 Wire Grounding & Non-Grounding	10 & 15A, 125 & 250V; 20 & 30A, 125/250 & 250V	H-15
3 Pole, 3 Wire Non-Grounding	20A, 125/250V; 3ø, 250 & 480V	H-16
	30A, 125/250V; 3ø, 250, 480 & 600V	H-17
3 Pole, 4 Wire	20A, 125/250V; 3ø, 250 & 480V	H-18
	30A, 125/250V; 3ø, 250, 480 & 600V	H-19, H-20
3 Pole, 4 Wire; 4 Pole, 4 Wire	20A, 3øY, 250V; 10A, 600V; 20A, 3øY, 120/208V	H-21
	30A, 3øY, 250V; 10A, 600V; 30A, 3øY, 120/208V	H-22
4 Pole, 4 Wire Non-Grounding	20A, 3øY, 120/208, 277/480 & 347/600V	H-23
	30A, 3øY, 120/208, 277/480 & 347/600V	H-24
4 Pole, 5 Wire	20A, 3øY, 120/208, 277/480 & 347/600V	H-25
	30A, 3øY, 120/208, 277/480 & 347/600V	H-26
Angle Plugs & Adapters	15A, 125 & 250V, 277VAC; 15, 20 & 30A Adapters	H-27
Rubber & Watertight	15, 20 & 30A, 125V; 15A, 277VAC	H-28
California Standard & Corrosion-Resistant	50A, 125, 250 & 480V; 250VDC, 600VAC	H-29
	50A, 125/250V; 3ø, 250 & 480V; 250VDC, 600VAC	H-30
Midget Connectors, Plugs, Inlets, Outlets	15A, 125V, 125/250V	H-31
Power Interrupting Devices, 2 Pole, 3 Wire	20A, 125V Hospital Use; 20A, 125V; 20A, 125V; 10A, 250VDC, 480VAC	H-32
3 Pole, 4 Wire	30A, 480V; 30A, 600VAC; 20A, 250VDC; 60A, 600V	H-33
4 Pole, 5 Wire	30A, 600VAC; 20A 250VDC; 60A, 600V	H-34
Accessories		H-35, H-36
Product Specifications & Performance, Horsepower Ratings		H-37 – H-43



Pass & Seymour

Industrial Spec Grade Turnlok® Locking Devices

Compact, impact-resistant nylon face and body are ultrasonically welded together for unrivaled strength.

Face color coding by voltage facilitates locating and mating of proper devices.


Clearly marked NEMA configuration, rating, and third party listing on each unit's face.



One-piece, high-grade brass contacts offer excellent conductivity and heat-rise resistance.

Side and external screw-pressure-plate back wire capability. Accepts #14 - #10 AWG.

Single-piece, solid brass mounting strap is free of easily loosened rivets found on other brands.



L630R

P&S Turnlok Receptacles. Voltage color coding on the outside. Proven designs and quality materials on the inside. Any way you look at them, they're the standard of the industry.



125V



250V



277VAC



480VAC



600VAC



125/250V

Industrial Spec Grade Turnlok® Locking Devices NEMA Configurations



Pass & Seymour

Locking Plugs & Receptacles

	15 AMPERE		20 AMPERE		30 AMPERE	
	RECEPTACLE	PLUG	RECEPTACLE	PLUG	RECEPTACLE	PLUG
2 Pole, 2 Wire Non-Grounding						
125V	L1 L1-15R	L1-15P				
250V			L2-20R	L2-20P		
2 Pole, 3 Wire Grounding						
125V	L5 L5-15R	L5-15P	L5-20R	L5-20P	L5-30R	L5-30P
250V	L6 L6-15R	L6-15P	L6-20R	L6-20P	L6-30R	L6-30P
277VAC	L7 L7-15R	L7-15P	L7-20R	L7-20P	L7-30R	L7-30P
347VAC	L24		L24-20R	L24-20P		
480VAC	L8		L8-20R	L8-20P	L8-30R	L8-30P
600VAC	L9		L9-20R	L9-20P	L9-30R	L9-30P
3 Pole, 3 Wire Non-Grounding						
125/250V	L10		L10-20R	L10-20P	L10-30R	L10-30P
3ø250V	L11		L11-20R	L11-20P	L11-30R	L11-30P
3ø480V	L12		L12-20R	L12-20P	L12-30R	L12-30P
3ø600V	L13				L13-30R	L13-30P
3 Pole, 4 Wire Grounding						
125/250V	L14		L14-20R	L14-20P	L14-30R	L14-30P
3ø250V	L15		L15-20R	L15-20P	L15-30R	L15-30P
3ø480V	L16		L16-20R	L16-20P	L16-30R	L16-30P
3ø600V	L17				L17-30R	L17-30P
4 Pole, 4 Wire Non-Grounding						
3øY 120/208V	L18		L18-20R	L18-20P	L18-30R	L18-30P
3øY 277/480V	L19		L19-20R	L19-20P	L19-30R	L19-30P
3øY 347/600V	L20		L20-20R	L20-20P	L20-30R	L20-30P
4 Pole, 5 Wire Grounding						
3øY 120/208V	L21		L21-20R	L21-20P	L21-30R	L21-30P
3øY 277/480V	L22		L22-20R	L22-20P	L22-30R	L22-30P
3øY 347/600V	L23		L23-20R	L23-20P	L23-30R	L23-30P

Midget – Locking

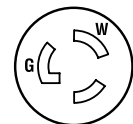
	15 AMPERE	
	RECEPTACLE	PLUG
2 Pole, 2 Wire Non-Grounding		
125V	ML1 ML-1R	ML-1P
2 Pole, 3 Wire Grounding		
125V	ML2 ML-2R	ML-2P
3 Pole, 3 Wire Non-Grounding		
125/250V	ML3 ML-3R	ML-3P

Labels & Their Meaning

X, Y, Z	Hot Lead
W	Neutral Lead
G	Grounding Lead

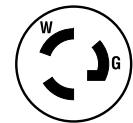
Open Slots

Indicate receptacle configurations (female).



Closed Slots

Indicate plug blade configurations (male).





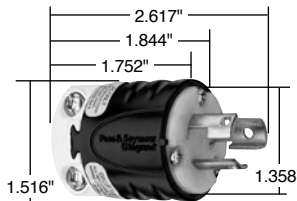
Pass & Seymour

Industrial Spec Grade Turnlok® Locking Devices Heavy-Duty Ground Continuity Monitoring (GCM) Plugs & Connectors

2 Pole, 3 Wire 15A, 125 & 250V & 277VAC



PSL515CGCM

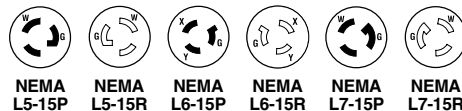


PSL515PGCM

Features – Heavy-Duty Turnlok GCM

- Integral indication of ground continuity and power status. Continuous monitoring enhances personnel safety and adds convenience.
- Dual, bright LED indicators with 360° visibility. Green LEDs indicate proper ground continuity and power status. Red LEDs indicate ground continuity loss or reversed polarity. No LED indicates open hot, open neutral, or hot to ground cross. For 250V configurations: Hot to ground cross will be indicated by a green and red LED.
- NEMA configurations always visible for fast identification without disconnecting.
- Exclusive neoprene dust shield on devices seals cable entry. Optional weatherproof boots (sold separately).
- Chemical- and impact-resistant nylon housing features horizontal, easy-grip ribs on back body.
- Exclusive, rugged two-piece cord grip (15 Amp only) accepts a wide range of cord widths. Provides uniform pressure for superior retention of conductors.
- Recessed cord-grip screw reduces screwdriver slippage, improves safety. Quick-thread tri-drive assembly and cord-grip screws come backed-out and ready-to-wire.
- Color-coded terminal screws are backed-out for fast installation.
- Industrial-strength, brass alloy plug blades and connector contacts resist heat rise, provide excellent conductivity.

Catalog Number	Rating A. V.	Description	Cord Diameter	NEMA Config. No.	3rd Party Compliance	
					cULus	FSUL WC596
2 Pole, 3 Wire Grounding						
PSL515CGCM	15 125	Connector, Black & White	.230"-.720"	L5-15R	•	•
PSL515PGCM	15 125	Plug, Black & White	.230"-.720"	L5-15P	•	•
PSL615CGCM	15 250	Connector, Black & White	.230"-.720"	L6-15R	•	•
PSL615PGCM	15 250	Plug, Black & White	.230"-.720"	L6-15P	•	•
PSL715CGCM	15 277	Connector, Black & White	.230"-.720"	L7-15R	•	•
PSL715PGCM	15 277	Plug, Black & White	.230"-.720"	L7-15P	•	•



NEMA L5-15P

NEMA L5-15R

NEMA L6-15P

NEMA L6-15R

NEMA L7-15P

NEMA L7-15R



Green LED

Plug – There's proper ground continuity from the panel to the outlet and power's present.

Connector – Power's present and there's proper ground continuity throughout the cordset and back to the panel.



Red LED

Plug – Power's present, but there's a ground continuity fault or miswire between the receptacle and the panel.

Connector – Power's present, but there's a ground continuity fault or miswire in the cordset (or, if there's a red indication in the plug as well, between the receptacle and the panel). It's also possible there could be a problem in both.



No LED

Plug – Power loss, open hot or neutral conductor, or hot/ground reversal.

Connector – Assuming power is present at the outlet, there's an open hot or open neutral conductor in the cordset, or a hot/ground reversal.

250V products will show red and green when hot and ground are reversed.

Industrial Spec Grade Turnlok® Locking Devices Heavy-Duty Ground Continuity Monitoring (GCM) Plugs & Connectors

2 Pole, 3 Wire 20 & 30A; 125, 250, 277 & 347V
3 Pole, 4 Wire 20 & 30A, 125/250V




Pass & Seymour

Turnlok® Locking Devices


Ground Continuity Monitoring

Features – Heavy-Duty Turnlok GCM

- Integral indication of ground continuity and power status. Continuous monitoring enhances personnel safety and adds convenience.
- Dual, bright LED indicators with 360° visibility. Green LEDs indicate proper ground continuity and power status. Red LEDs indicate ground continuity loss or reversed polarity. No LED indicates open hot, open neutral, or hot to ground cross. For 250V configurations: Hot to ground cross will be indicated by a green and red LED.
- NEMA configurations always visible for fast identification without disconnecting.
- Exclusive neoprene dust shield on devices seals cable entry. Optional weatherproof boots (sold separately).
- Chemical- and impact-resistant nylon housing features horizontal, easy-grip ribs on back body.
- Exclusive, rugged two-piece cord grip (15 Amp only) accepts a wide range of cord widths. Provides uniform pressure for superior retention of conductors.
- Recessed cord-grip screw reduces screwdriver slippage, improves safety. Quick-thread tri-drive assembly and cord-grip screws come backed-out and ready-to-wire.
- Color-coded terminal screws are backed-out for fast installation.
- Industrial-strength, brass alloy plug blades and connector contacts resist heat rise, provide excellent conductivity.

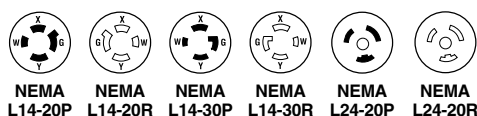
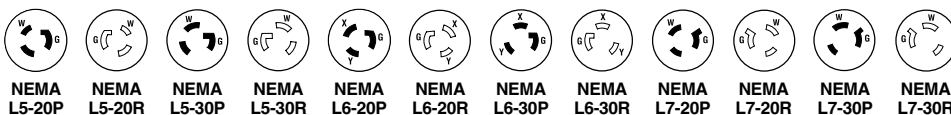


L630CGCM



L630PGCM

Catalog Number	Rating A. V.	Description	Cord Diameter	NEMA Config. No.	3rd Party Compliance	
					cULus	FSUL WC596
2 Pole, 3 Wire Grounding						
L520CGCM	20 125	Connector, Black & White	.225"-.750"	L5-20R	•	•
L520PGCM	20 125	Plug, Black & White	.225"-.750"	L5-20P	•	•
L530CGCM	30 125	Connector, Black & White	.225"-.750"	L5-30R	•	•
L530PGCM	30 125	Plug, Black & White	.225"-.750"	L5-30P	•	•
L620CGCM	20 250	Connector, Black & White	.225"-.750"	L6-20R	•	•
L620PGCM	20 250	Plug, Black & White	.225"-.750"	L6-20P	•	•
L630CGCM	30 250	Connector, Black & White	.225"-.750"	L6-30R	•	•
L630PGCM	30 250	Plug, Black & White	.225"-.750"	L6-30P	•	•
L720CGCM	20 277	Connector, Black & White	.225"-.750"	L7-20R	•	•
L720PGCM	20 277	Plug, Black & White	.225"-.750"	L7-20P	•	•
L730CGCM	30 277	Connector, Black & White	.225"-.750"	L7-30R	•	•
L730PGCM	30 277	Plug, Black & White	.225"-.750"	L7-30P	•	•
L3720CGCM	20 347	Connector, Black & White	.225"-.750"	L24-20R	•	•
L3720PGCM	20 347	Plug, Black & White	.225"-.750"	L24-20P	•	•
3 Pole, 4 Wire Grounding						
L1420CGCM	20 125/250	Connector, Black & White	.225"-1.150"	L14-20R	•	•
L1420PGCM	20 125/250	Plug, Black & White	.225"-1.150"	L14-20P	•	•
L1430CGCM	30 125/250	Connector, Black & White	.225"-1.150"	L14-30R	•	•
L1430PGCM	30 125/250	Plug, Black & White	.225"-1.150"	L14-30P	•	•



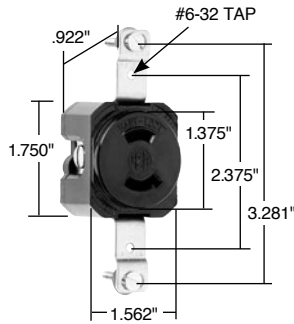
All devices listed on this page conform to NEMA WD-1 and WD-6.



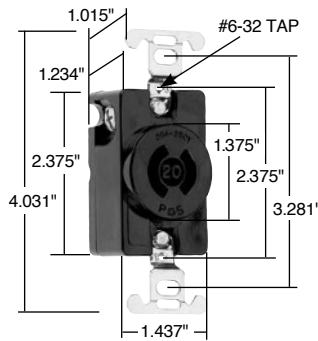
Pass & Seymour

Industrial Spec Grade Turnlok® Locking Devices 15 & 20 Amp NEMA L115 & L220

2 Pole, 2 Wire Non-Grounding 15A, 125V & 20A, 250V




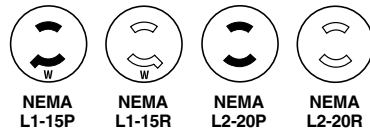
7535



7210

Catalog Number	Rating A. V.	Description/Color	Cord Diameter	NEMA Config. No.	3rd Party Compliance
					UL498
Receptacles					
7535	15 125	Single Receptacle		L1-15R	•
7210	20 250	Single Receptacle		L2-20R	•
Connectors					
7506*	15 125	Black	.296"-.562"	L1-15R	•
7101*	20 250	Black Back, White Front Body	.296"-.562"	L2-20R	•
Plugs					
7547DF	15 125	Black	.296"-.625"	L1-15P	•
7102*	20 250	Black Back, White Front Body	.296"-.562"	L2-20P	•
Flanged Inlets & Outlets					
L0115	15 125	Inlet		L1-15P	•
7526	15 125	Outlet		L1-15R	•

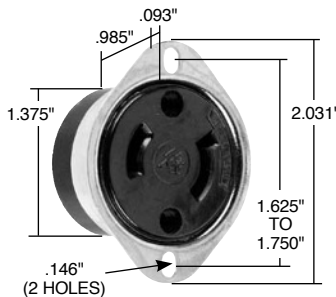
*For replacement use only.
Reference Pages H-35 and H-36 for Accessories.




7506




7101



7526



7547DF



7102

Industrial Spec Grade Turnlok® Locking Devices

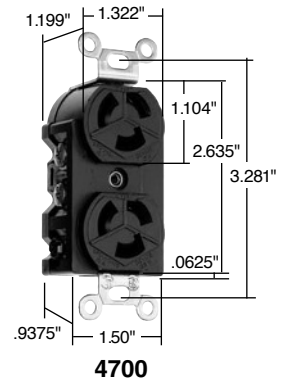
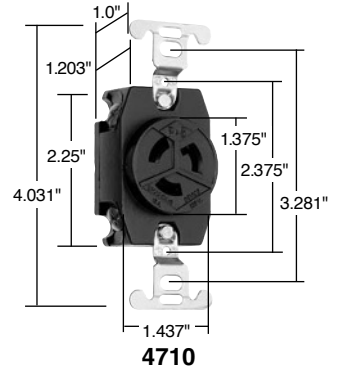
15 Amp NEMA L515

2 Pole, 3 Wire 15A, 125V




Turnlok® Locking Devices

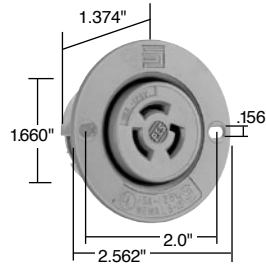
Catalog Number	Rating A. V.	Description/Color	Cord Diameter	NEMA Config. No.	3rd Party Compliance		
					UL498	FSUL WC596	CSA
Receptacles							
4710	15 125	Single Receptacle		L5-15R	•	•	•
IG4710	15 125	Single Receptacle, Orange, Isolated Ground		L5-15R	•	•	•
4700	15 125	Duplex Receptacle		L5-15R	•	•	•
IG4700	15 125	Duplex Receptacle, Orange, Isolated Ground		L5-15R	•	•	•
4792	15 125	Combination Straight Blade and Locking		5-15R and L5-15R	•	•	•
Connectors IP20 Suitability							
PSL515C	15 125	Black Back, White Front Body	.230"-.720"	L5-15R	•	•	•
CRL515C	15 125	Yellow Back, White Front Body, Corrosion-Resistant	.230"-.720"	L5-15R	•	•	•
Plugs IP20 Suitability							
PSL515P	15 125	Black Back, White Front Body	.230"-.720"	L5-15P	•	•	•
CRL515P	15 125	Yellow Back, White Front Body, Corrosion-Resistant	.230"-.720"	L5-15P	•	•	•
Flanged Inlets & Outlets							
4716SS	15 125	Gray Inlet		L5-15P	•	•	•
4715SS	15 125	Gray Outlet		L5-15R	•	•	•
Straight Blade/Locking Adapters							
44859	15 125	High-Visibility Yellow		5-15R/L5-15P			




Reference Pages H-35 and H-36 for Accessories.



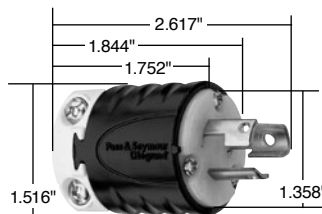
15A Connector



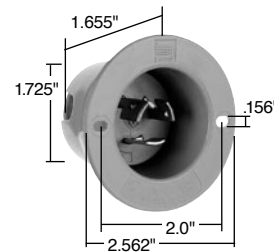
4715SS



4792



15A Plug



4716SS

All devices listed on this page conform to NEMA WD-1 and WD-6.


15 Amp NEMA L515



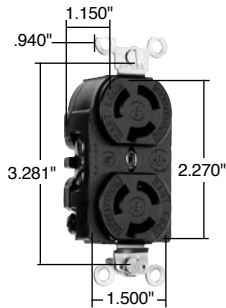
Pass & Seymour

Industrial Spec Grade Turnlok® Locking Devices 15 Amp NEMA L615 & L715

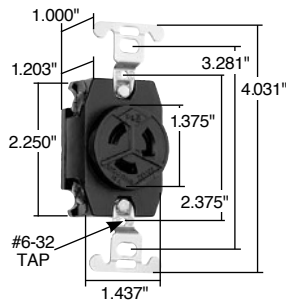
2 Pole, 3 Wire 15A, 250 & 277V



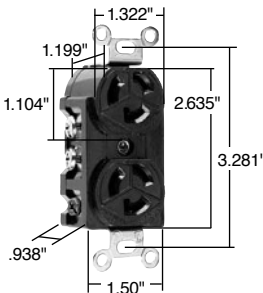
4560



4550



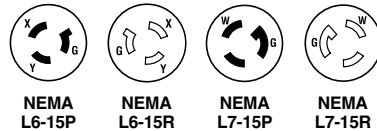
4760




4750

Catalog Number	Rating A. V.	Description/Color	Cord Diameter	NEMA Config No.	3rd Party Compliance		
					UL498	FSUL WC596	CSA
Receptacles							
4560	15 250	Single Receptacle		L6-15R	•		
4550†	15 250	Duplex Receptacle		L6-15R	•		
4760	15 277	Single Receptacle		L7-15R	•	•	
IG4760	15 277	Single Receptacle, Orange, Isolated Ground		L7-15R	•		•
4750	15 277	Duplex Receptacle		L7-15R	•		•
Connectors IP20 Suitability							
PSL615C	15 250	Black Back, White Front Body	.230"-.720"	L6-15R	•	•	•
PSL715C	15 277	Black Back, White Front Body	.230"-.720"	L7-15R	•	•	•
Plugs IP20 Suitability							
PSL615P	15 250	Black Back, White Front Body	.230"-.720"	L6-15P	•	•	•
PSL615PAN	15 250	Angled Plug, Black Back, White Front Body	.320"-.655"	L6-15P	•		
PSL715P	15 277	Black Back, White Front Body	.230"-.720"	L7-15P	•	•	•
PSL715PAN	15 277	Angled Plug, Black Back, White Front Body	.320"-.655"	L7-15P	•		
Flanged Outlets							
614	15 250	Gray Outlet		L6-15R			
L0714	15 277	Gray Outlet		L7-15R			

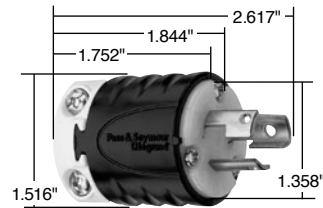
†Not designed for split circuits.
Reference Pages H-35 and H-36 for Accessories.



NEMA L6-15P NEMA L6-15R NEMA L7-15P NEMA L7-15R



15A Connector



15A Plug

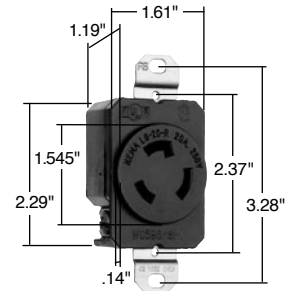
Industrial Spec Grade Turnlok® Locking Devices

20 Amp NEMA L520


2 Pole, 3 Wire 20A, 125V



Catalog Number	Rating A. V.	Description/Color	Cord Diameter	NEMA Config. No.	3rd Party Compliance		
					UL UL498	FSUL WC596	CSA
Receptacles							
L520R	20 125	Single Receptacle		L5-20R	•	•	•
IGL520R	20 125	Single Receptacle, Orange, Isolated Ground		L5-20R	•	•	•
CRL520R	20 125	Single Receptacle, Yellow, Corrosion-Resistant		L5-20R	•	•	•
Connectors IP20 Suitability							
L520C	20 125	Black Back, White Front Body	.225"-.750"	L5-20R	•	•	•
L520CBK	20 125	Black Back, Black Front Body	.225"-.750"	L5-20R	•	•	•
CRL520C	20 125	Yellow Back, White Front Body, Corrosion-Resistant	.225"-.750"	L5-20R	•	•	•
Plugs IP20 Suitability							
L520P	20 125	Black Back, White Front Body	.225"-.750"	L5-20P	•	•	•
L520PBK	20 125	Black Back, Black Front Body	.225"-.750"	L5-20P	•	•	•
CRL520P	20 125	Yellow Back, White Front Body, Corrosion-Resistant	.225"-.750"	L5-20P	•	•	•
Flanged Inlets & Outlets							
L520FI	20 125	Gray Inlet		L5-20P	•	•	•
L520FO	20 125	Gray Outlet		L5-20R	•	•	•

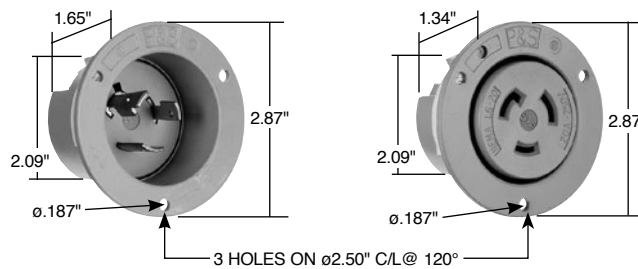
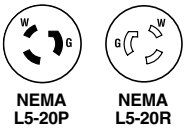


20A Receptacle




20A Connector

Reference Pages H-35 and H-36 for Accessories.

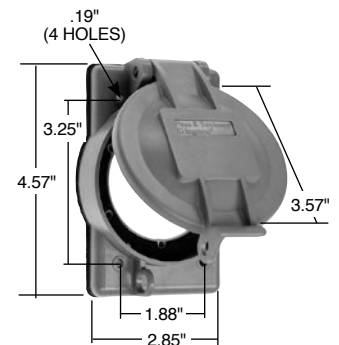


20A Flanged Inlet & Outlet



20A Plug

Catalog Number	Description	Color
Weatherproof Cover		
WPG2	Cover for 20 and 30A Turnlok Flanged Inlets and Outlets	Gray
Stainless Steel Wall Plate		
SS720	Wall Plate for Locking Receptacles	302 S/S



WPG2

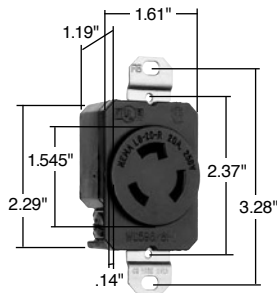
All devices listed on this page conform to NEMA WD-1 and WD-6.




Pass & Seymour

Industrial Spec Grade Turnlok® Locking Devices 20 Amp NEMA L620 & L720


2 Pole, 3 Wire 20A, 250 & 277V



20A Receptacle



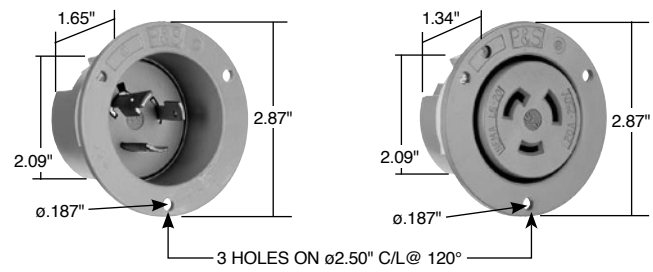
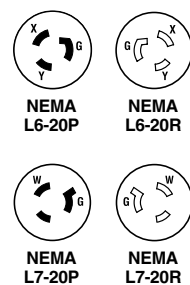
20A Connector



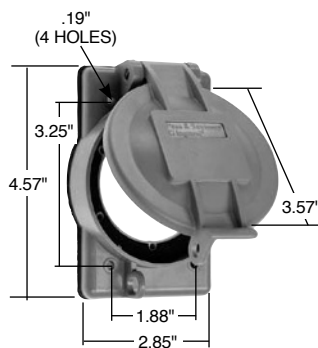
20A Plug

Catalog Number	Rating A. V.	Description/Color	Cord Diameter	NEMA Config. No.	3rd Party Compliance		
					UL498	FSUL WC596	CSA
Receptacles							
L620R	20 250	Single Receptacle		L6-20R	•	•	•
IGL620R	20 250	Single Receptacle, Orange, Isolated Ground		L6-20R	•		•
L720R	20 277	Single Receptacle		L7-20R	•	•	•
IGL720R	20 277	Single Receptacle, Orange, Isolated Ground		L7-20R	•		•
Connectors IP20 Suitability							
L620C	20 250	Black Back, White Front Body	.225\"-.750"	L6-20R	•	•	•
CRL620C	20 250	Yellow Back, White Front Body, Corrosion-Resistant	.225\"-.750"	L6-20R	•	•	•
L720C	20 277	Black Back, White Front Body	.225\"-.750"	L7-20R	•	•	•
Plugs IP20 Suitability							
L620P	20 250	Black Back, White Front Body	.225\"-.750"	L6-20P	•	•	•
CRL620P	20 250	Yellow Back, White Front Body, Corrosion-Resistant	.225\"-.750"	L6-20P	•	•	•
L720P	20 277	Black Back, White Front Body	.225\"-.750"	L7-20P	•	•	•
Flanged Inlets & Outlets							
L620FI	20 250	Gray Inlet		L6-20P	•		•
L620FO	20 250	Gray Outlet		L6-20R	•		•
L720FI	20 277	Gray Inlet		L7-20P	•		•
L720FO	20 277	Gray Outlet		L7-20R	•		•

Reference Pages H-35 and H-36 for Accessories.



20A Flanged Inlet & Outlet



WPG2

Catalog Number	Description	Color
Weatherproof Cover		
WPG2	Cover for 20 and 30A Turnlok Flanged Inlets and Outlets	Gray
Stainless Steel Wall Plate		
SS720	Wall Plate for Locking Receptacles	302 S/S

Industrial Spec Grade Turnlok® Locking Devices 20 Amp NEMA L820, L920 & L2420

2 Pole, 3 Wire 20A, 347, 480 & 600V

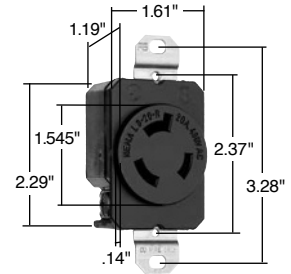


Pass & Seymour


Turnlok® Locking Devices

20 Amp NEMA L820, L920 & L2420

Catalog Number	Rating A. V.	Description/Color	Cord Diameter	NEMA Config. No.	3rd Party Compliance		
					UL498	FSUL WC596	CSA
Receptacles							
L820R	20 480	Single Receptacle		L8-20R	•	•	
IGL820R	20 480	Single Receptacle, Orange, Isolated Ground		L8-20R	•	•	
L920R	20 600	Single Receptacle		L9-20R	•	•	
L3720R	20 347	Single Receptacle		L24-20R	•	•	
Connectors IP20 Suitability							
L820C	20 480	Black Back, White Front Body	.225"-.750"	L8-20R	•	•	
L920C	20 600	Black Back, White Front Body	.225"-.750"	L9-20R	•	•	
L3720C	20 347	Black Back, White Front Body	.225"-.750"	L24-20R	•	•	
Plugs IP20 Suitability							
L820P	20 480	Black Back, White Front Body	.225"-.750"	L8-20P	•	•	
L920P	20 600	Black Back, White Front Body	.225"-.750"	L9-20P	•	•	
L3720P	20 347	Black Back, White Front Body	.225"-.750"	L24-20P	•	•	
Flanged Inlets & Outlets							
L820FI	20 480	Gray Inlet		L8-20P	•	•	
L820FO	20 480	Gray Outlet		L8-20R	•	•	
L920FI	20 600	Gray Inlet		L9-20P	•	•	
L920FO	20 600	Gray Outlet		L9-20R	•	•	
L3720FO	20 347	Gray Outlet		L24-20R	•	•	

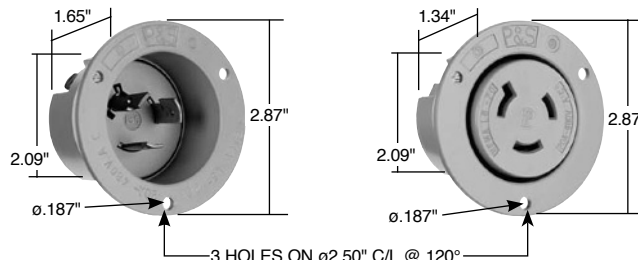
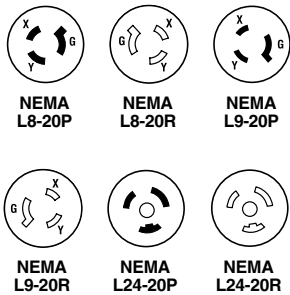


20A Receptacle




20A Connector

Reference Pages H-35 and H-36 for Accessories.

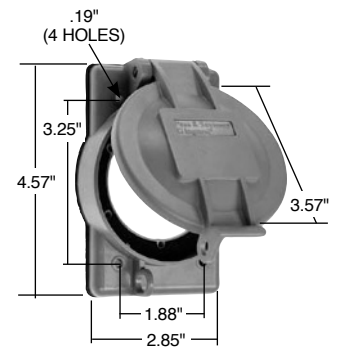


20A Flanged Inlet & Outlet



20A Plug

Catalog Number	Description	Color
Weatherproof Cover		
WPG2	Cover for 20 and 30A Turnlok Flanged Inlets and Outlets	Gray
Stainless Steel Wall Plate		
SS720	Wall Plate for Locking Receptacles	302 S/S



WPG2

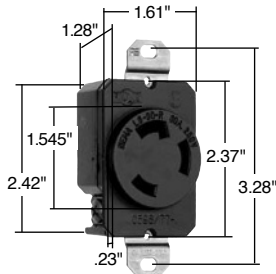
All devices listed on this page conform to NEMA WD-1 and WD-6.




Pass & Seymour

Industrial Spec Grade Turnlok® Locking Devices 30 Amp NEMA L530


2 Pole, 3 Wire 30A, 125V



30A Receptacle



30A Connector



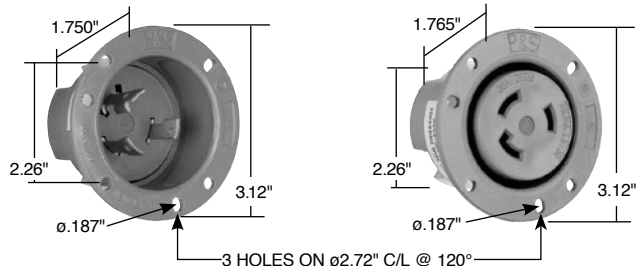
30A Plug



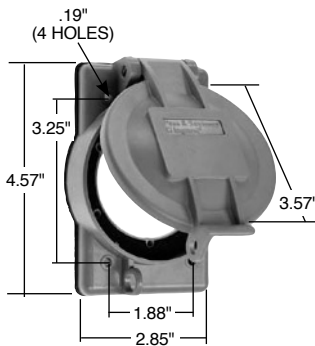
NEMA L5-30P



NEMA L5-30R



30A Flanged Inlet & Outlet



WPG2

Catalog Number	Rating A. V.	Description/Color	Cord Diameter	NEMA Config. No.	3rd Party Compliance		
					UL498	FSUL WC596	CSA
Receptacles							
L530R	30 125	Single Receptacle		L5-30R	•	•	•
IGL530R	30 125	Single Receptacle, Orange, Isolated Ground		L5-30R	•		•
CRL530R	30 125	Single Receptacle, Yellow, Corrosion-Resistant		L5-30R	•	•	•
Connectors IP20 Suitability							
L530C	30 125	Black Back, White Front Body	.225"-.750"	L5-30R	•	•	•
CRL530C	30 125	Yellow Back, White Front Body, Corrosion-Resistant	.225"-.750"	L5-30R	•	•	•
Plugs IP20 Suitability							
L530P	30 125	Black Back, White Front Body	.225"-.750"	L5-30P	•	•	•
CRL530P	30 125	Yellow Back, White Front Body, Corrosion-Resistant	.225"-.750"	L5-30P	•	•	•
Flanged Inlets & Outlets							
L530FI	30 125	Gray Inlet		L5-30P	•		•
L530FO	30 125	Gray Outlet		L5-30R	•		•

Reference Pages H-35 and H-36 for Accessories.

Catalog Number	Description	Color
Weatherproof Cover		
WPG2	Cover for 20 and 30A Turnlok Flanged Inlets and Outlets	Gray
Stainless Steel Wall Plate		
SS720	Wall Plate for Locking Receptacles	302 S/S

Industrial Spec Grade Turnlok® Locking Devices 30 Amp NEMA L630 & L730

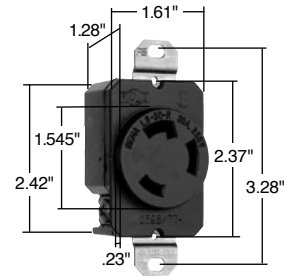
2 Pole, 3 Wire 30A, 250 & 277V




Pass & Seymour

Turnlok® Locking Devices

Catalog Number	Rating A. V.	Description/Color	Cord Diameter	NEMA Config. No.	3rd Party Compliance		
					UL UL498	FSUL WC596	CSA
Receptacles							
L630R	30 250	Single Receptacle		L6-30R	•	•	•
IGL630R	30 250	Single Receptacle, Orange, Isolated Ground		L6-30R	•	•	•
L730R	30 277	Single Receptacle		L7-30R	•	•	•
Connectors IP20 Suitability							
L630C	30 250	Black Back, White Front Body	.225"-.750"	L6-30R	•	•	•
CRL630C	30 250	Yellow Back, White Front Body, Corrosion-Resistant	.225"-.750"	L6-30R	•	•	•
L730C	30 277	Black Back, White Front Body	.225"-.750"	L7-30R	•	•	•
Plugs IP20 Suitability							
L630P	30 250	Black Back, White Front Body	.225"-.750"	L6-30P	•	•	•
CRL630P	30 250	Yellow Back, White Front Body, Corrosion-Resistant	.225"-.750"	L6-30P	•	•	•
L730P	30 277	Black Back, White Front Body	.225"-.750"	L7-30P	•	•	•
Flanged Inlets & Outlets							
L630FI	30 250	Gray Inlet		L6-30P	•	•	•
L630FO	30 250	Gray Outlet		L6-30R	•	•	•
L730FI	30 277	Gray Inlet		L7-30P	•	•	•
L730FO	30 277	Gray Outlet		L7-30R	•	•	•

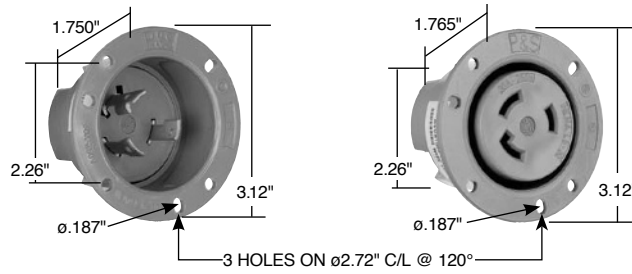
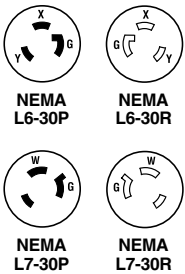


30A Receptacle




30A Connector

Reference Pages H-35 and H-36 for Accessories.

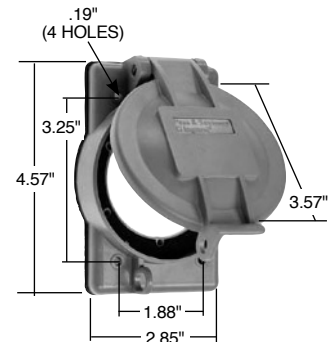


30A Flanged Inlet & Outlet



30A Plug

Catalog Number	Description	Color
Weatherproof Cover		
WPG2	Cover for 20 and 30A Turnlok Flanged Inlets and Outlets	Gray
Stainless Steel Wall Plate		
SS720	Wall Plate for Locking Receptacles	302 S/S



WPG2

All devices listed on this page conform to NEMA WD-1 and WD-6.

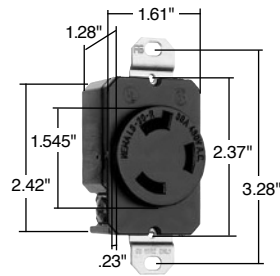
30 Amp NEMA L630 & L730




Pass & Seymour

Industrial Spec Grade Turnlok® Locking Devices 30 Amp NEMA L830 & L930


2 Pole, 3 Wire 30A, 480 & 600V



30A Receptacle




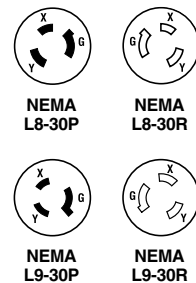
30A Connector



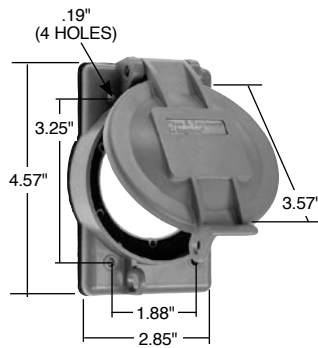
30A Plug

Catalog Number	Rating A. V.	Description/Color	Cord Diameter	NEMA Config. No.	3rd Party Compliance		
					UL498	FSUL WC596	CSA
Receptacles							
L830R	30 480	Single Receptacle		L8-30R	•	•	•
L930R	30 600	Single Receptacle		L9-30R	•	•	•
Connectors IP20 Suitability							
L830C	30 480	Black Back, White Front Body	.225"-.750"	L8-30R	•	•	•
L930C	30 600	Black Back, White Front Body	.225"-.750"	L9-30R	•	•	•
Plugs IP20 Suitability							
L830P	30 480	Black Back, White Front Body,	.225"-.750"	L8-30P	•	•	•
L930P	30 600	Black Back, White Front Body	.225"-.750"	L9-30P	•	•	•
Flanged Inlets & Outlets							
L830FI	30 480	Gray Inlet		L8-30P	•		•
L830FO	30 480	Gray Outlet		L8-30R	•		•
L930FI	30 600	Gray Inlet		L9-30P	•		•
L930FO	30 600	Gray Outlet		L9-30R	•		•

Reference Pages H-35 and H-36 for Accessories.



30A Flanged Inlet & Outlet



WPG2

Catalog Number	Description	Color
Weatherproof Cover		
WPG2	Cover for 20 and 30A Turnlok Flanged Inlets and Outlets	Gray
Stainless Steel Wall Plate		
SS720	Wall Plate for Locking Receptacles	302 S/S

Industrial Spec Grade Turnlok® Locking Devices Non-NEMA



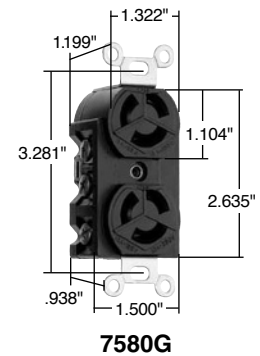
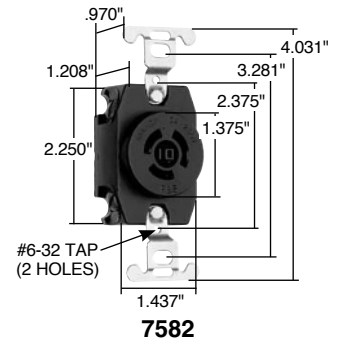
3 Wire Grounding & Non-Grounding
10 & 15A, 125 & 250V; 20 & 30A, 125/250 & 250V



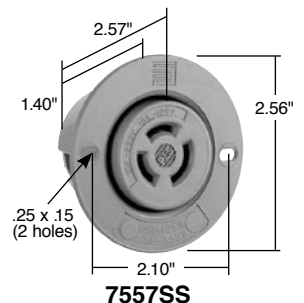
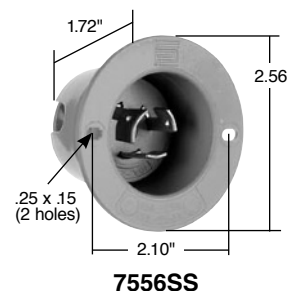
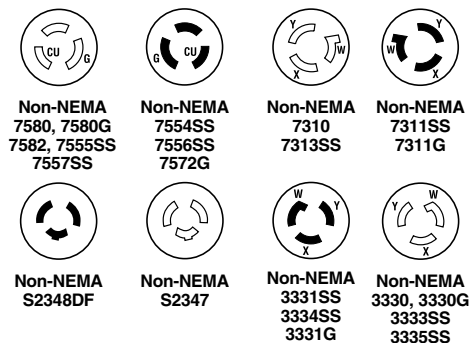
Pass & Seymour

Turnlok® Locking Devices

Catalog Number	Rating		Description/Color	Cord Diameter	3rd Party Compliance		
	A.	V.			UL498	FSUL WC596	CSA
Receptacles							
7582*	15	125	Single Receptacle				
7580	15	125	Duplex Receptacle				
7580G	15	125	Duplex Receptacle, Grounding				
7310*	20	125/250	Single Receptacle				
3330	30	125/250	Single Receptacle				
3330G	30	125/250	Single Receptacle, Grounding				
Connectors IP20 Suitability							
7555SS*	15	125	Yellow	.296"-.625"			
7555G	15	125	Yellow	.280"-.710"			
7313SS	20	125/250	Black Back, White Front Body	.225"-.750"	•	•	•
7313SSBK	20	125/250	Black Back, Black Front Body	.225"-.750"	•	•	•
3333SS	30	125/250	Black Back, White Front Body	.225"-.750"	•	•	•
Plugs IP20 Suitability							
S2348DF	14	125-480	Black Back, White Front Body				
7554SS*	15	125	Yellow	.296"-.625"			
7572G	15	125	Yellow, Grounding	.280"-.710"			
7311SS	20	125/250	Black Back, White Front Body	.225"-.750"	•	•	•
7311SSBK	20	125/250	Black Back, Black Front Body	.225"-.750"	•	•	•
7311G	20	250	Yellow, Grounding	.410"-1.060"			
3331SS	30	125/250	Black Back, White Front Body	.225"-.750"	•	•	•
3331G	30	250	Yellow, Grounding	.410"-1.060"			
Flanged Inlets & Outlets							
S2347	14	125-480	Outlet				
7556SS*	15	125	Gray Inlet				
7557SS*	15	125	Gray Outlet				
3334SS	30	125/250	Gray Inlet		•		
3335SS	30	125/250	Gray Outlet		•		



*For replacement use only.
Reference Pages H-35 and H-36 for Accessories.



All devices listed on this page conform to NEMA WD-1 and WD-6.

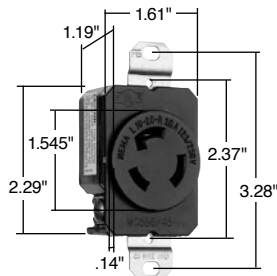
Non-NEMA




Pass & Seymour

Industrial Spec Grade Turnlok® Locking Devices 20 Amp NEMA L1020, L1120 & L1220


3 Pole, 3 Wire Non-Grounding, 20A, 125/250V; 3ø, 250 & 480V



20A Receptacle



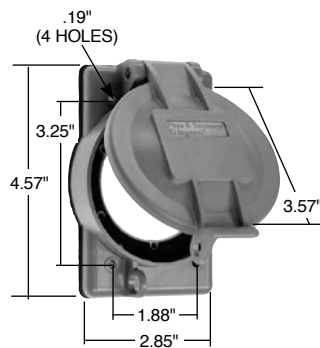

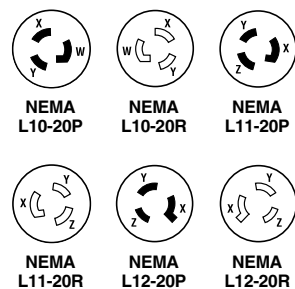
20A Connector



20A Plug

Catalog Number	Rating A. V.	Description/Color	Cord Diameter	NEMA Config. No.	3rd Party Compliance		
					UL498	FSUL WC596	CSA
Receptacles							
L1020R	20 125/250	Single Receptacle		L10-20R	•	•	
L1120R	20 3ø, 250	Single Receptacle		L11-20R	•	•	
L1220R	20 3ø, 480	Single Receptacle		L12-20R	•	•	
Connectors IP20 Suitability							
L1020C	20 125/250	Black Back, White Front Body	.225\"-.750\"	L10-20R	•	•	•
L1120C	20 3ø, 250	Black Back, White Front Body	.225\"-.750\"	L11-20R	•	•	•
L1220C	20 3ø, 480	Black Back, White Front Body	.225\"-.750\"	L12-20R	•	•	•
Plugs IP20 Suitability							
L1020P	20 125/250	Black Back, White Front Body	.225\"-.750\"	L10-20P	•	•	•
L1120P	20 3ø, 250	Black Back, White Front Body	.225\"-.750\"	L11-20P	•	•	•
L1220P	20 3ø, 480	Black Back, White Front Body	.225\"-.750\"	L12-20P	•	•	•
Flanged Inlets & Outlets							
L1020FI	20 125/250	Gray Inlet		L10-20P	•		•
L1020FO	20 125/250	Gray Outlet		L10-20R	•		
L1120FI	20 3ø, 250	Gray Inlet		L11-20P	•		•
L1120FO	20 3ø, 250	Gray Outlet		L11-20R	•		
L1220FI	20 3ø, 480	Gray Inlet		L12-20P	•		•
L1220FO	20 3ø, 480	Gray Outlet		L12-20R	•		

Reference Pages H-35 and H-36 for Accessories.



WPG2

Catalog Number	Description	Color
Weatherproof Cover		
WPG2	Cover for 20 and 30A Turnlok Flanged Inlets and Outlets	Gray
Stainless Steel Wall Plate		
SS720	Wall Plate for Locking Receptacles	302 S/S

Industrial Spec Grade Turnlok® Locking Devices

30 Amp NEMA L1030, L1130, L1230 & L1330

3 Pole, 3 Wire Non-Grounding 30A, 125/250V; 3ø, 250, 480 & 600V

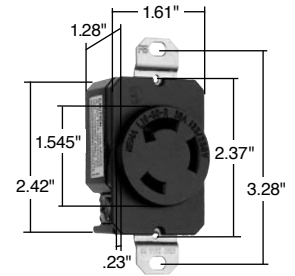


Pass & Seymour


Turnlok® Locking Devices

30 Amp NEMA L1030, L1130, L1230 & L1330

Catalog Number	Rating A. V.	Description/Color	Cord Diameter	NEMA Config. No.	3rd Party Compliance		
					UL 498	FSUL WC596	CSA
Receptacles							
L1030R	30 125/250	Single Receptacle		L10-30R	•	•	
L1130R	30 3ø, 250	Single Receptacle		L11-30R	•	•	•
L1230R	30 3ø, 480	Single Receptacle		L12-30R	•	•	•
L1330R	30 3ø, 600	Single Receptacle		L13-30R	•	•	•
Connectors IP20 Suitability							
L1030C	30 125/250	Black Back, White Front Body	.225"-.750"	L10-30R	•	•	
L1130C	30 3ø, 250	Black Back, White Front Body	.225"-.750"	L11-30R	•	•	•
L1230C	30 3ø, 480	Black Back, White Front Body	.225"-.750"	L12-30R	•	•	•
L1330C	30 3ø, 600	Black Back, White Front Body	.225"-.750"	L13-30R	•	•	•
Plugs IP20 Suitability							
L1030P	30 125/250	Black Back, White Front Body	.225"-.750"	L10-30P	•	•	
L1130P	30 3ø, 250	Black Back, White Front Body	.225"-.750"	L11-30P	•	•	•
L1230P	30 3ø, 480	Black Back, White Front Body	.225"-.750"	L12-30P	•	•	•
L1330P	30 3ø, 600	Black Back, White Front Body	.225"-.750"	L13-30P	•	•	•
Flanged Inlets and Outlets							
L1030FI	30 125/250	Gray Inlet		L10-30P	•		
L1030FO	30 125/250	Gray Outlet		L10-30R	•		
L1130FI	30 3ø, 250	Gray Inlet		L11-30P	•		
L1130FO	30 3ø, 250	Gray Outlet		L11-30R	•		
L1230FI	30 3ø, 480	Gray Inlet		L12-30P	•		
L1230FO	30 3ø, 480	Gray Outlet		L12-30R	•		
L1330FO	30 3ø, 600	Gray Outlet		L13-30R	•		

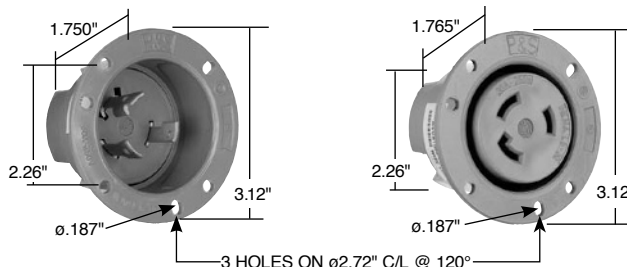
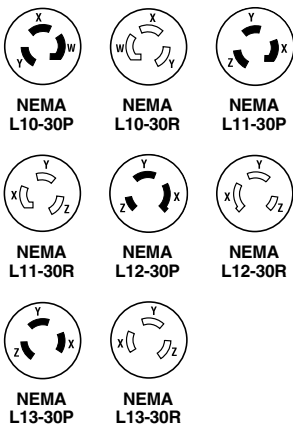


30A Receptacle




30A Connector

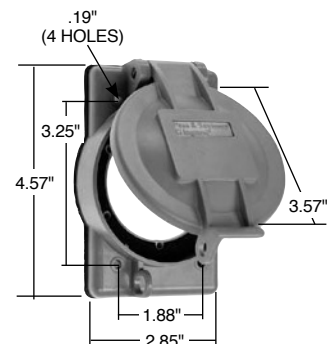
Reference Pages H-35 and H-36 for Accessories.



30A Flanged Inlet & Outlet



30A Plug



WPG2

Catalog Number	Description	Color
Weatherproof Cover		
WPG2	Cover for 20 and 30A Turnlok Flanged Inlets and Outlets	Gray
Stainless Steel Wall Plate		
SS720	Wall Plate for Locking Receptacles	302 S/S

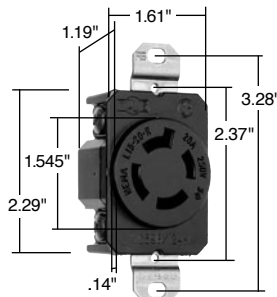
All devices listed on this page conform to NEMA WD-1 and WD-6.



Pass & Seymour

Industrial Spec Grade Turnlok® Locking Devices 20 Amp NEMA L1420, L1520 & L1620


3 Pole, 4 Wire 20A, 125/250V; 3ø, 250 & 480V



20A Receptacle



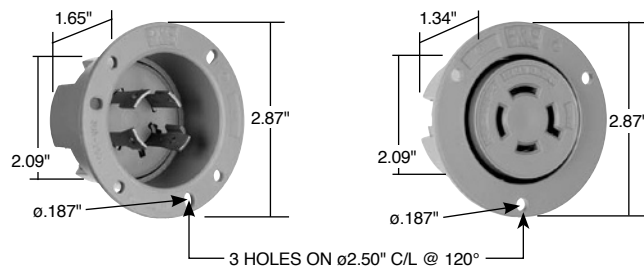
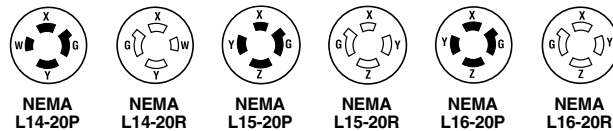
20A Connector



20A Plug

Catalog Number	Rating A. V.	Description/Color	Cord Diameter	NEMA Config. No.	3rd Party Compliance		
					UL498	FSUL WC596	CSA
Receptacles							
L1420R	20 125/250	Single Receptacle		L14-20R	•	•	•
IGL1420R	20 125/250	Single Receptacle, Orange, Isolated Ground		L14-20R	•		•
L1520R	20 3ø, 250	Single Receptacle		L15-20R	•	•	•
IGL1520R	20 3ø, 250	Single Receptacle, Orange, Isolated Ground		L15-20R	•		•
L1620R	20 3ø, 480	Single Receptacle		L16-20R	•	•	•
IGL1620R	20 3ø, 480	Single Receptacle, Orange, Isolated Ground		L16-20R	•		•
Connectors IP20 Suitability							
L1420C	20 125/250	Black Back, White Front Body	.225"-1.150"	L14-20R	•	•	•
CRL1420C	20 125/250	Yellow Back, White Front Body, Corrosion-Resistant	.225"-1.150"	L14-20R	•	•	•
L1520C	20 3ø, 250	Black Back, White Front Body	.225"-1.150"	L15-20R	•	•	•
L1520CBK	20 3ø, 250	Black Back, Black Front Body	.225"-1.150"	L15-20R	•	•	•
L1620C	20 3ø, 480	Black Back, White Front Body	.225"-1.150"	L16-20R	•	•	•
Plugs IP20 Suitability							
L1420P	20 125/250	Black Back, White Front Body, Corrosion-Resistant	.225"-1.150"	L14-20P	•	•	•
CRL1420P	20 125/250	Yellow Back, White Front Body, Corrosion-Resistant	.225"-1.150"	L14-20P	•	•	•
L1520P	20 3ø, 250	Black Back, White Front Body	.225"-1.150"	L15-20P	•	•	•
L1520PBK	20 3ø, 250	Black Back, Black Front Body	.225"-1.150"	L15-20P	•	•	•
L1620P	20 3ø, 480	Black Back, White Front Body	.225"-1.150"	L16-20P	•	•	•
Flanged Inlets & Outlets							
L1420FI	20 125/250	Gray Inlet		L14-20P	•		•
L1420FO	20 125/250	Gray Outlet		L14-20R	•		•
L1520FI	20 3ø, 250	Gray Inlet		L15-20P	•		•
L1520FO	20 3ø, 250	Gray Outlet		L15-20R	•		•
L1620FI	20 3ø, 480	Gray Inlet		L16-20P	•		•
L1620FO	20 3ø, 480	Gray Outlet		L16-20R	•		•

Reference Pages H-35 and H-36 for Accessories.



20A Flanged Inlet & Outlet


Industrial Spec Grade Turnlok® Locking Devices

30 Amp NEMA L1430 & L1530

3 Pole, 4 Wire 30A, 125/250V; 3ø, 250V



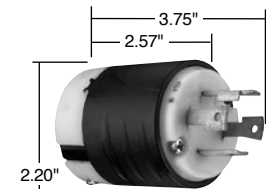
Catalog Number	Rating A. V.	Description/Color	Cord Diameter	NEMA Config. No.	3rd Party Compliance		
					UL498	FSUL WC596	CSA
Receptacles							
L1430R	30 125/250	Single Receptacle		L14-30R	•	•	•
IGL1430R	30 125/250	Single Receptacle, Orange, Isolated Ground		L14-30R	•		•
L1530R	30 3ø, 250	Single Receptacle		L15-30R	•	•	•
IGL1530R	30 3ø, 250	Single Receptacle, Orange, Isolated Ground		L15-30R	•		•
Connectors IP20 Suitability							
L1430C	30 125/250	Black Back, White Front Body	.225"-1.150"	L14-30R	•	•	•
CRL1430C	30 125/250	Yellow Back, White Front Body, Corrosion-Resistant	.225"-1.150"	L14-30R	•	•	•
L1530C	30 3ø, 250	Black Back, White Front Body	.225"-1.150"	L15-30R	•	•	•
Plugs IP20 Suitability							
L1430P	30 125/250	Black Back, White Front Body	.225"-1.150"	L14-30P	•	•	•
CRL1430P	30 125/250	Yellow Back, White Front Body, Corrosion-Resistant	.225"-1.150"	L14-30P	•	•	•
L1530P	30 3ø, 250	Black Back, White Front Body	.225"-1.150"	L15-30P	•	•	•
Flanged Inlets & Outlets							
L1430FI	30 125/250	Gray Inlet		L14-30P	•		•
L1430FO	30 125/250	Gray Outlet		L14-30R	•		•
L1530FI	30 3ø, 250	Gray Inlet		L15-30P	•		•
L1530FIBK	30 3ø, 250	Black Inlet		L15-30P	•		•
L1530FO	30 3ø, 250	Gray Outlet		L15-30R	•		•
L1530FOBK	30 3ø, 250	Black Outlet		L15-30R	•		•



30A Receptacle



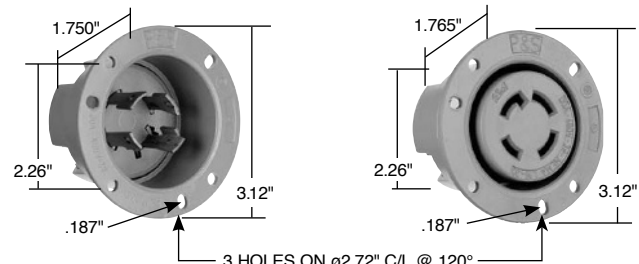
30A Connector



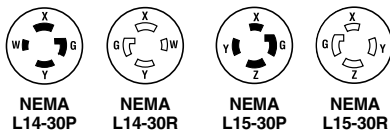
30A Plug

Reference Pages H-35 and H-36 for Accessories.

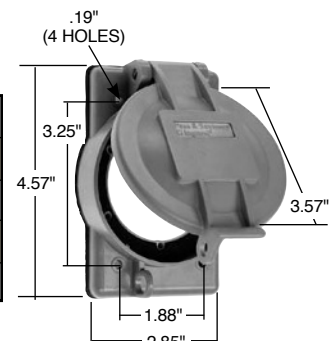
Catalog Number	Description
Weatherproof Locking Inlet Kit for Generator Applications	
L1430FIKIT	Kit includes 30A Locking Gray Flanged Inlet L1430FI, Weatherproof Cover WPG2, and Weatherproof Box WPB23



30A Flanged Inlet & Outlet



Catalog Number	Description	Color
Weatherproof Cover		
WPG2	Cover for 20 and 30A Turnlok Flanged Inlets and Outlets	Gray
Stainless Steel Wall Plate		
SS720	Wall Plate for Locking Receptacles	302 S/S



WPG2

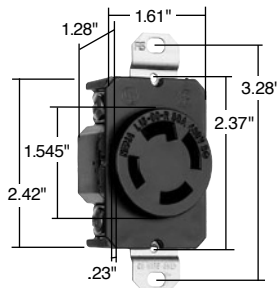
All devices listed on this page conform to NEMA WD-1 and WD-6.



Pass & Seymour

Industrial Spec Grade Turnlok® Locking Devices 30 Amp NEMA L1630 & L1730

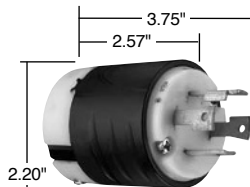
3 Pole, 4 Wire 30A; 3ø, 480 & 600V



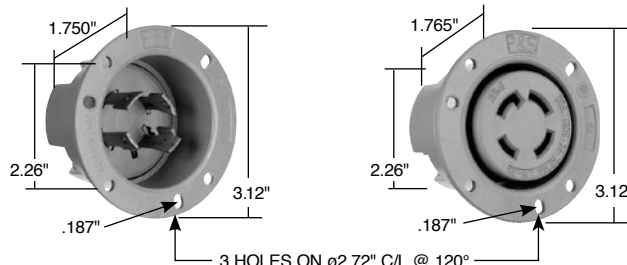
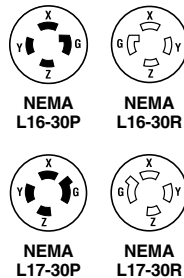
30A Receptacle



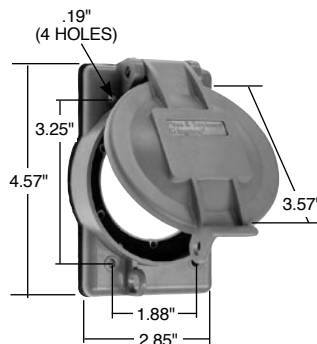
30A Connector



30A Plug



30A Flanged Inlet & Outlet



WPG2

Catalog Number	Rating A. V.	Description/Color	Cord Diameter	NEMA Config. No.	3rd Party Compliance		
					UL UL498	FSUL WC596	CSA
Receptacles							
L1630R	30 3ø, 480	Single Receptacle		L16-30R	•	•	•
L1730R	30 3ø, 600	Single Receptacle		L17-30R	•	•	•
Connectors IP20 Suitability							
L1630C	30 3ø, 480	Black Back, White Front Body	.225"-1.150"	L16-30R	•	•	•
L1730C	30 3ø, 600	Black Back, White Front Body	.225"-1.150"	L17-30R	•	•	•
Plugs IP20 Suitability							
L1630P	30 3ø, 480	Black Back, White Front Body	.225"-1.150"	L16-30P	•	•	•
L1730P	30 3ø, 600	Black Back, White Front Body	.225"-1.150"	L17-30P	•	•	•
Flanged Inlets & Outlets							
L1630FI	30 3ø, 480	Gray Inlet		L16-30P	•		•
L1630FO	30 3ø, 480	Gray Outlet		L16-30R	•		•
L1730FI	30 3ø, 600	Gray Inlet		L17-30P	•		•
L1730FO	30 3ø, 600	Gray Outlet		L17-30R	•		•

Reference Pages H-35 and H-36 for Accessories.

Catalog Number	Description	Color
Weatherproof Cover		
WPG2	Cover for 20 and 30A Turnlok Flanged Inlets and Outlets	Gray
Stainless Steel Wall Plate		
SS720	Wall Plate for Locking Receptacles	302 S/S

Industrial Spec Grade Turnlok® Locking Devices 20 Amp Non-NEMA

3 Pole, 4 Wire 20A, 3øY, 250V; 10A, 600V
4 Pole, 4 Wire 20A, 3øY, 120/208V



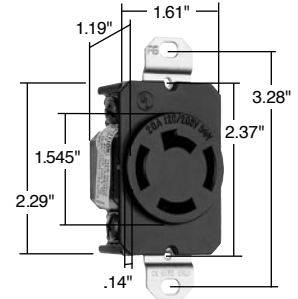
Pass & Seymour

Turnlok® Locking Devices

Catalog Number	Rating A. V.	Description/Color	Cord Diameter	3rd Party Compliance		
				UL498	FSUL WC596	CSA
Receptacles						
7410G*	20 3øY, 250 10 600	Single Receptacle, Grounded				•
7410	20 3øY, 120/208	Single Receptacle		•	•	
Connectors IP20 Suitability						
7413G*	20 3øY, 250 10 600	Yellow	.333"-1.060"			
7413SS	20 3øY, 120/208	Black Back, White Front Body	.225"-1.150"	•	•	
Plugs IP20 Suitability						
7411G*	20 3øY, 250 10 600	Yellow	.333"-1.060"			
7411SS	20 3øY, 120/208	Black Back, White Front Body	.225"-1.150"	•	•	
Flanged Inlets & Outlets						
7408SS	20 3øY, 120/208	Gray Inlet				•
7409SS	20 3øY, 120/208	Gray Outlet				•

*For replacement use only.

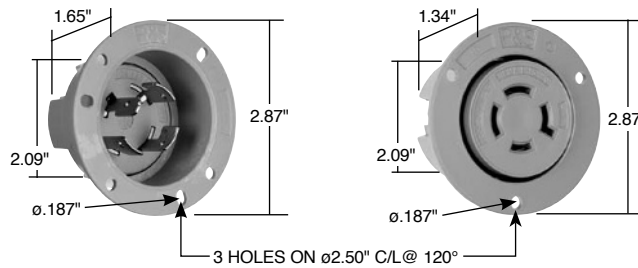
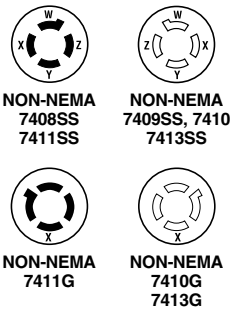
Reference Pages H-35 and H-36 for Accessories.




20A Receptacle



20A Connector




20A Flanged Inlet & Outlet



20A Plug

Catalog Number	Description	Color
Weatherproof Cover		
WPG2	Cover for 20 and 30A Turnlok Flanged Inlets and Outlets	Gray
Stainless Steel Wall Plate		
SS720	Wall Plate for Locking Receptacles	302 S/S



WPG2

20 Amp Non-NEMA

All devices listed on this page conform to NEMA WD-1 and WD-6.

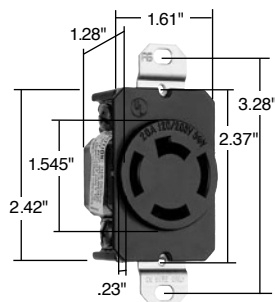


Pass & Seymour

Industrial Spec Grade Turnlok® Locking Devices 30 Amp Non-NEMA

3 Pole, 4 Wire 30A, 3øY 250V; 10A, 600V


4 Pole, 4 Wire 30A, 3øY, 120/208V



30A Receptacle



30A Connector

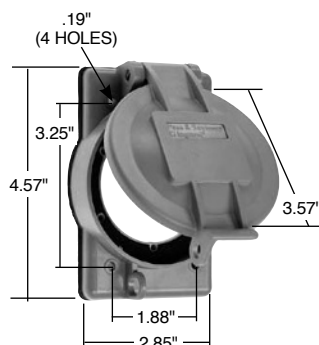

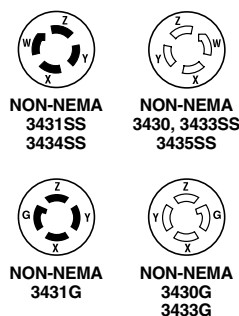


30A Plug

Catalog Number	Rating A. V.	Description/Color	Cord Diameter	3rd Party Compliance		
				UL498	FSUL WC596	CSA
Receptacles						
3430	30 3øY, 120/208	Single Receptacle		•	•	
Connectors IP20 Suitability						
3433SS	30 3øY, 120/208	Black Back, White Front Body	.225"-1.150"	•	•	
Plugs IP20 Suitability						
3431G*	30 30øY, 250 10 600	Yellow	.333"-1.060"			
3431SS	30 3øY, 120/208	Black Back, White Front Body	.225"-1.150"	•	•	
Flanged Inlets & Outlets						
3434SS	30 3øY, 120/208	Gray Inlet			•	
3435SS	30 3øY, 120/208	Gray Outlet			•	

*For replacement use only.

Reference Pages H-35 and H-36 for Accessories.



WPG2

Catalog Number	Description	Color
Weatherproof Cover		
WPG2	Cover for 20 and 30A Turnlok Flanged Inlets and Outlets	Gray
Stainless Steel Wall Plate		
SS720	Wall Plate for Locking Receptacles	302 S/S

Industrial Spec Grade Turnlok® Locking Devices 20 Amp NEMA L1820, L1920 & L2020

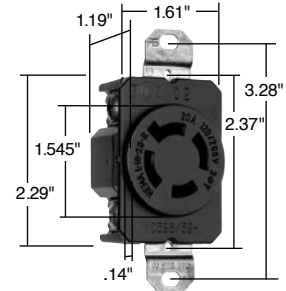
4 Pole, 4 Wire Non-Grounding 20A, 3øY, 120/208,
277/480 & 347/600V



Pass & Seymour

Turnlok® Locking Devices

Catalog Number	Rating A. V.	Description/Color	Cord Diameter	NEMA Config. No.	3rd Party Compliance		
					UL UL498	FSUL WC596	CSA
Receptacles							
L1820R	20 3øY, 120/208	Single Receptacle		L18-20R	•	•	
L1920R	20 3øY, 277/480	Single Receptacle		L19-20R	•	•	
L2020R	20 3øY, 347/600	Single Receptacle		L20-20R	•	•	
Connectors IP20 Suitability							
L1820C	20 3øY, 120/208	Black Back, White Front Body	.225"-1.150"	L18-20R	•	•	•
L1920C	20 3øY, 277/480	Black Back, White Front Body	.225"-1.150"	L19-20R	•	•	•
L2020C	20 3øY, 347/600	Black Back, White Front Body	.225"-1.150"	L20-20R	•	•	•
Plugs IP20 Suitability							
L1820P	20 3øY, 120/208	Black Back, White Front Body	.225"-1.150"	L18-20P	•	•	•
L1920P	20 3øY, 277/480	Black Back, White Front Body	.225"-1.150"	L19-20P	•	•	•
L2020P	20 3øY, 347/600	Black Back, White Front Body	.225"-1.150"	L20-20P	•	•	•
Flanged Inlets & Outlets							
L1820FI	20 3øY, 120/208	Gray Inlet		L18-20P	•	•	•
L1820FO	20 3øY, 120/208	Gray Outlet		L18-20R	•	•	•
L1920FI	20 3øY, 277/480	Gray Inlet		L19-20P	•	•	•
L1920FO	20 3øY, 277/480	Gray Outlet		L19-20R	•	•	•
L2020FI	20 3øY, 347/600	Gray Inlet		L20-20P	•	•	•
L2020FO	20 3øY, 347/600	Gray Outlet		L20-20R	•	•	•

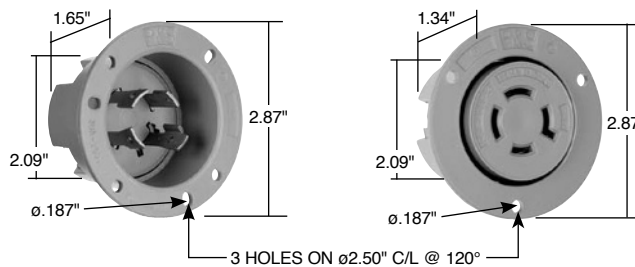
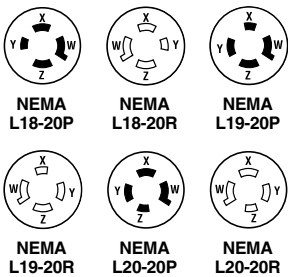


20A Receptacle

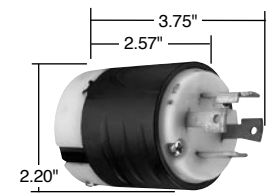


20A Connector

Reference Pages H-35 and H-36 for Accessories.

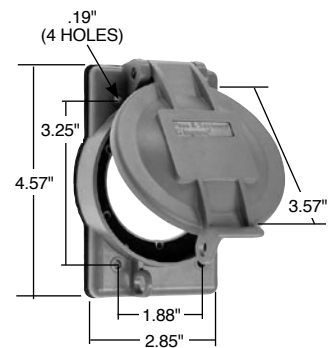


20A Flanged Inlet & Outlet



20A Plug

Catalog Number	Description	Color
Weatherproof Cover		
WPG2	Cover for 20 and 30A Turnlok Flanged Inlets and Outlets	Gray
Stainless Steel Wall Plate		
SS720	Wall Plate for Locking Receptacles	302 S/S



WPG2

All devices listed on this page conform to NEMA WD-1 and WD-6.

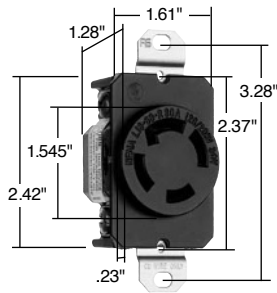
20 Amp NEMA L1820, L1920 & L2020



Pass & Seymour

Industrial Spec Grade Turnlok® Locking Devices 30 Amp NEMA L1830, L1930 & L2030

4 Pole, 4 Wire Non-Grounding
30A, 3 ϕ Y, 120/208, 277/480 & 347/600V




30A Receptacle



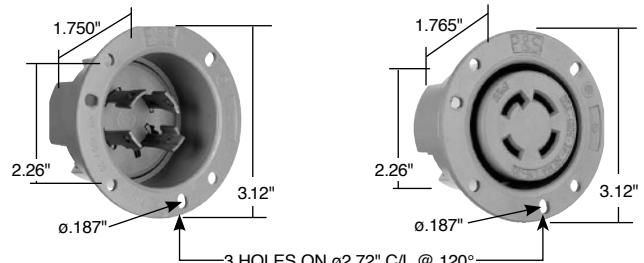
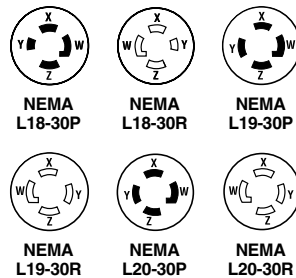
30A Connector

Catalog Number	Rating A. V.	Description/Color	Cord Diameter	NEMA Config. No.	3rd Party Compliance UL498
Receptacles					
L1830R	30 3 ϕ Y, 120/208	Single Receptacle		L18-30R	•
L1930R	30 3 ϕ Y, 277/480	Single Receptacle		L19-30R	•
L2030R	30 3 ϕ Y, 347/600	Single Receptacle		L20-30R	•
Connectors IP20 Suitability					
L1830C	30 3 ϕ Y, 120/208	Black Back, White Front Body	.225"-1.150"	L18-30R	•
L1930C	30 3 ϕ Y, 277/480	Black Back, White Front Body	.225"-1.150"	L19-30R	•
L2030C	30 3 ϕ Y, 347/600	Black Back, White Front Body	.225"-1.150"	L20-30R	•
Plugs IP20 Suitability					
L1830P	30 3 ϕ Y, 120/208	Black Back, White Front Body	.225"-1.150"	L18-30P	•
L1930P	30 3 ϕ Y, 277/480	Black Back, White Front Body	.225"-1.150"	L19-30P	•
L2030P	30 3 ϕ Y, 347/600	Black Back, White Front Body	.225"-1.150"	L20-30P	•
Flanged Inlets & Outlets					
L1830FI	30 3 ϕ Y, 120/208	Gray Inlet		L18-30P	•
L1830FO	30 3 ϕ Y, 120/208	Gray Outlet		L18-30R	•
L1930FI	30 3 ϕ Y, 277/480	Gray Inlet		L19-30P	•
L1930FO	30 3 ϕ Y, 277/480	Gray Outlet		L19-30R	•
L2030FI	30 3 ϕ Y, 347/600	Gray Inlet		L20-30P	•
L2030FO	30 3 ϕ Y, 347/600	Gray Outlet		L20-30R	•

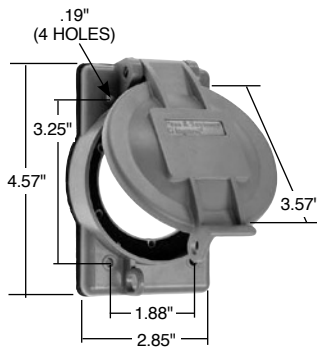
Reference Pages H-35 and H-36 for Accessories.



30A Plug



30A Flanged Inlet & Outlet



WPG2

Catalog Number	Description	Color
Weatherproof Cover		
WPG2	Cover for 20 and 30A Turnlok Flanged Inlets and Outlets	Gray
Stainless Steel Wall Plate		
SS720	Wall Plate for Locking Receptacles	302 S/S

Industrial Spec Grade Turnlok® Locking Devices

20 Amp NEMA L2120, L2220 & L2320

4 Pole, 5 Wire 20A, 3øY, 120/208, 277/480 & 347/600V

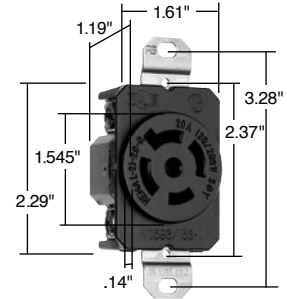


Pass & Seymour

Turnlok® Locking Devices

20 Amp NEMA L2120, L2220 & L2320


Catalog Number	Rating A. V.	Description/Color	Cord Diameter	NEMA Config. No.	3rd Party Compliance		
					UL498	FSUL WC596	CSA
Receptacles							
L2120R	20 3øY, 120/208	Single Receptacle		L21-20R	•	•	•
IGL2120R	20 3øY, 120/208	Single Receptacle, Orange, Isolated Ground		L21-20R	•	•	•
L2220R	20 3øY, 277/480	Single Receptacle		L22-20R	•	•	•
IGL2220R	20 3øY, 277/480	Single Receptacle, Orange, Isolated Ground		L22-20R	•	•	•
L2320R	20 3øY, 347/600	Single Receptacle		L23-20R	•	•	•
IGL2320R	20 3øY, 347/600	Single Receptacle, Orange, Isolated Ground		L23-20R	•	•	•
Connectors IP20 Suitability							
L2120C	20 3øY, 120/208	Black Back, White Front Body	.225"-1.150"	L21-20R	•	•	•
L2220C	20 3øY, 277/480	Black Back, White Front Body	.225"-1.150"	L22-20R	•	•	•
L2320C	20 3øY, 347/600	Black Back, White Front Body	.225"-1.150"	L23-20R	•	•	•
Plugs IP20 Suitability							
L2120P	20 3øY, 120/208	Black Back, White Front Body	.225"-1.150"	L21-20P	•	•	•
L2220P	20 3øY, 277/480	Black Back, White Front Body	.225"-1.150"	L22-20P	•	•	•
L2320P	20 3øY, 347/600	Black Back, White Front Body	.225"-1.150"	L23-20P	•	•	•
Flanged Inlets & Outlets							
L2120FI	20 3øY, 120/208	Gray Inlet		L21-20P	•	•	•
L2120FO	20 3øY, 120/208	Gray Outlet		L21-20R	•	•	•
L2220FI	20 3øY, 277/480	Gray Inlet		L22-20P	•	•	•
L2220FIBK	20 3øY, 277/480	Black Inlet		L22-20P	•	•	•
L2220FO	20 3øY, 277/480	Gray Outlet		L22-20R	•	•	•
L2220FOBK	20 3øY, 277/480	Black Outlet		L22-20R	•	•	•
L2320FI	20 3øY, 347/600	Gray Inlet		L23-20P	•	•	•
L2320FO	20 3øY, 347/600	Gray Outlet		L23-20R	•	•	•



20A Receptacle

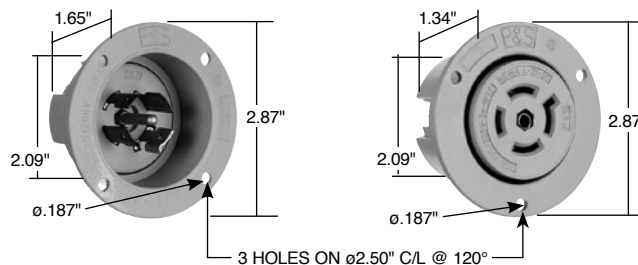
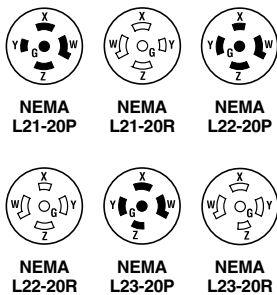


20A Connector



20A Plug

Reference Pages H-35 and H-36 for Accessories.



20A Flanged Inlet & Outlet

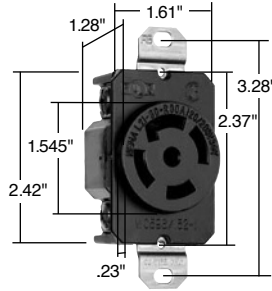
All devices listed on this page conform to NEMA WD-1 and WD-6.



Pass & Seymour

Industrial Spec Grade Turnlok® Locking Devices 30 Amp L2130, L2230 & L2330


4 Pole, 5 Wire 30A, 3øY, 120/208, 277/480 & 347/600V



30A Receptacle



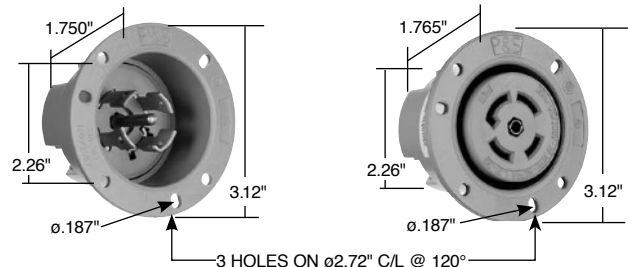
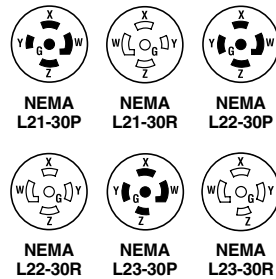
30A Connector



30A Plug

Catalog Number	Rating A. V.	Description/Color	Cord Diameter	NEMA Config. No.	3rd Party Compliance		
					UL498	FSUL WC596	CSA
Receptacles							
L2130R	30 3øY, 120/208	Single Receptacle		L21-30R	•	•	•
IGL2130R	30 3øY, 120/208	Single Receptacle, Orange, Isolated Ground		L21-30R	•		•
L2230R	30 3øY, 277/480	Single Receptacle		L22-30R	•	•	•
IGL2230R	30 3øY, 277/480	Single Receptacle, Orange, Isolated Ground		L22-30R	•		•
L2330R	30 3øY, 347/600	Single Receptacle		L23-30R	•	•	•
IGL2330R	30 3øY, 347/600	Single Receptacle, Orange, Isolated Ground		L23-30R	•		•
Connectors IP20 Suitability							
L2130C	30 3øY, 120/208	Black Back, White Front Body	.225"-1.150"	L21-30R	•	•	•
L2230C	30 3øY, 277/480	Black Back, White Front Body	.225"-1.150"	L22-30R	•	•	•
L2330C	30 3øY, 347/600	Black Back, White Front Body	.225"-1.150"	L23-30R	•	•	•
Plugs IP20 Suitability							
L2130P	30 3øY, 120/208	Black Back, White Front Body	.225"-1.150"	L21-30P	•	•	•
L2230P	30 3øY, 277/480	Black Back, White Front Body	.225"-1.150"	L22-30P	•	•	•
L2230PBK	30 3øY, 277/480	Black Back, Black Front Body	.225"-1.150"	L22-30P	•	•	•
L2330P	30 3øY, 347/600	Black Back, White Front Body	.225"-1.150"	L23-30P	•	•	•
Flanged Inlets & Outlets							
L2130FI	30 3øY, 120/208	Gray Inlet		L21-30P	•		•
L2130FO	30 3øY, 120/208	Gray Outlet		L21-30R	•		•
L2230FI	30 3øY, 277/480	Gray Inlet		L22-30P	•		•
L2230FIBK	30 3øY, 277/480	Black Inlet		L22-30P	•		•
L2230FO	30 3øY, 277/480	Gray Outlet		L22-30R	•		•
L2230FOBK	30 3øY, 277/480	Black Outlet		L22-30R	•		•
L2330FI	30 3øY, 347/600	Gray Inlet		L23-30P	•		•
L2330FO	30 3øY, 347/600	Gray Outlet		L23-30R	•		•

Reference Pages H-35 and H-36 for Accessories.



30A Flanged Inlet & Outlet

Industrial Spec Grade Turnlok® Locking Devices Angle Plugs & Adapters

2 Pole, 3 Wire 15A, 125, 250 & 277V
3, 4 & 5 Wire 15, 20 & 30A Adapters




Pass & Seymour

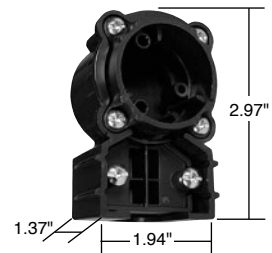
Turnlok® Locking Devices

Features

- Angle plugs and adapters both allow for 4-position face rotation. 20/30A 3 Wire Turnlok® Right Angle Adapters are adjustable up to 8 positions.
- Angle adapters (sold separately) will accommodate all P&S Turnlok style plugs and connectors on a retrofit basis. Simply remove the straight handle body from the plug or connector face assembly, and replace with the angle adapter.
- Tri-drive assembly and cord-grip screws are standard on all angle plugs and adapters.
- Angle plugs and adapters have the same wide cord diameter range (.230"-1.150") that is present on all Turnlok plugs and connectors.




15 Amp
Angle Plug



L15AN



L20303AN



L203045AN

Angle Plugs & Adapters

Catalog Number	Rating		Description/Color	Cord Diameter	NEMA Config. No.	3rd Party Compliance	
	A.	V.				UL498	FSUL WC596
Plugs							
PS4720SSAN	15	125	Black Back Body, White Front Body	.230"-.655"	L5-15P	•	•
PSL615PAN	15	250	Black Back Body, White Front Body	.230"-.690"	L6-15P	•	•
PSL715PAN	15	277	Black Back Body, White Front Body	.230"-.690"	L7-15P	•	•



NEMA L5-15P



NEMA L6-15P



NEMA L7-15P

Catalog Number	Description
Accessories	
L15AN	15A Turnlok Right Angle Adapter
L20303AN	20/30A 3 Wire Turnlok Right Angle Adapter
L203045AN	20/30A 4 and 5 Wire Turnlok Right Angle Adapter




Pass & Seymour

Industrial Spec Grade Turnlok® Locking Devices Rubber & Watertight Plugs & Connectors

2 Pole, 3 Wire 15, 20 & 30A, 125V; 15A, 277V


IP20 Suitability



2447

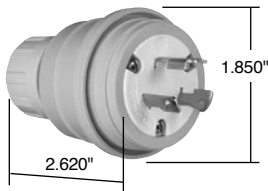
Features

- Rubber body construction stands up to impacts, oil, chemicals, heat, and weather.
- Floating blades allow self-alignment with contacts and reduce stress on blades and contacts.
- Neoprene grommet keeps out contaminants at cord entrance.
- Terminal screws come backed-out – ready-to-wire.
- Nickel-plated blades and connectors provide an extra measure of corrosion resistance.
- Closure cap on watertight model forms a seal to keep out contaminants when connector is not in use.
- Multiple seals between plug and connector on watertight version protects electrical connection from contaminants.




2547

Catalog Number	Rating A. V.	Description	NEMA Config. No.	3rd Party Compliance	
				UL498	C22.2 42M
Rubber					
2447	15 125	Rubber Locking Plug	L5-15P	•	•
2547	15 125	Rubber Locking Connector	L5-15R	•	•
2434	15 277	Rubber Locking Plug	L7-15P	•	•
2534	15 277	Rubber Locking Connector	L7-15R	•	•
NEMA 4X – Watertight Devices					
24W47	15 125	NEMA 4X Locking Plug	L5-15P	•	•
25W47	15 125	NEMA 4X Locking Connector	L5-15R	•	•
PS26W47	20 125	NEMA 4X Locking Plug	L5-20P	•	•
PS27W47	20 125	NEMA 4X Locking Connector	L5-20R	•	•
PS28W47	30 125	NEMA 4X Locking Plug	L5-30P	•	•
PS29W47	30 125	NEMA 4X Locking Connector	L5-30R	•	•
24W34	15 277	NEMA 4X Locking Plug	L7-15P	•	•
25W34	15 277	NEMA 4X Locking Connector	L7-15R	•	•


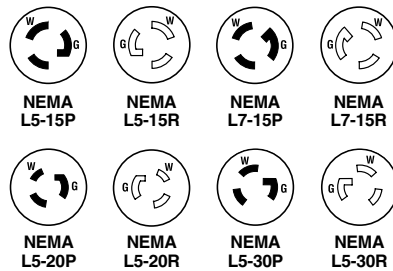


PS26W47

Catalog Number	Description	NEMA Config. No.	3rd Party Compliance	
			UL498	C22.2 42M
Caps – Watertight Only				
14WPS	Male Cap	All	•	•
50W50PS	Female Replacement Cap	All	•	•



PS27W47



Industrial Spec Grade Turnlok® Locking Devices California Standard & Corrosion-Resistant

3 Wire Grounding 50A, 125, 250 & 480V; 250VDC, 600VAC




Pass & Seymour


Turnlok® Locking Devices

California Standard & Corrosion-Resistant


Catalog Number	Rating A. V.	Description	Cord Diameter	3rd Party Compliance		
				UL498	FSUL WC596	CSA
Receptacles						
CR6370	50 125	Corrosion-Resistant		•	•	
CS6370	50 125	California Standard		•	•	
CS8269	50 250	California Standard		•	•	
CS8469	50 480	California Standard		•	•	
3771	50 250VDC, 600VAC	Corrosion-Resistant		•	•	
Connectors						
CR6360	50 125	Corrosion-Resistant	.680"-1.125"	•	•	
CS6360	50 125	California Standard	.680"-1.125"	•	•	
CS8264	50 250	California Standard	.680"-1.125"	•	•	
CS8464	50 480	California Standard	.680"-1.125"	•	•	
3762	50 250VDC, 600VAC	Corrosion-Resistant	.680"-1.125"	•	•	
Plugs						
CR6361	50 125	Corrosion-Resistant	.680"-1.125"	•	•	
CS6361	50 125	California Standard	.680"-1.125"	•	•	
CS8265	50 250	California Standard	.680"-1.125"	•	•	
CS8465	50 480	California Standard	.680"-1.125"	•	•	
3763M	50 250VDC, 600VAC	Corrosion-Resistant	.680"-1.125"	•	•	
Flanged Inlets						
CR6377	50 125	Corrosion-Resistant		•	•	
CS6377	50 125	California Standard		•	•	
CS8275	50 250	California Standard		•	•	
CS8475	50 480	California Standard		•	•	
3777	50 250VDC, 600VAC	Corrosion-Resistant		•	•	



California Standard Receptacle




California Standard Connector



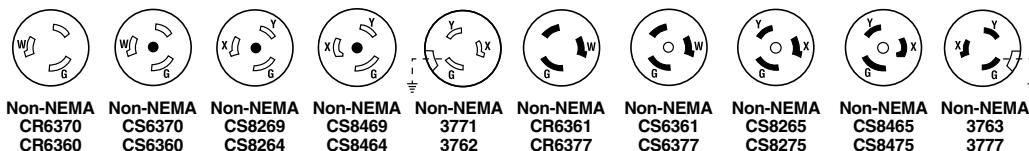
California Standard Plug

Reference Pages H-35 and H-36 for Accessories.

Catalog Number	Description
Accessories	
7770	Weatherproof Cover for 50A Locking Receptacles, Thermoplastic Note: 7770 covers not to be used with flanged devices.
CR7716N	Weatherproof Boot, 50A Locking Connector
CR7717N	Weatherproof Boot, 50A Locking Plug



California Standard Flanged Inlet




All devices listed on this page conform to NEMA WD-1 and WD-6.



Pass & Seymour

Industrial Spec Grade Turnlok® Locking Devices California Standard & Corrosion-Resistant


4 Wire Grounding 50A, 125/250V; 3ø, 250 & 480V; 250VDC, 600VAC




Corrosion-Resistant Receptacle



Corrosion-Resistant Connector



Corrosion-Resistant Plug



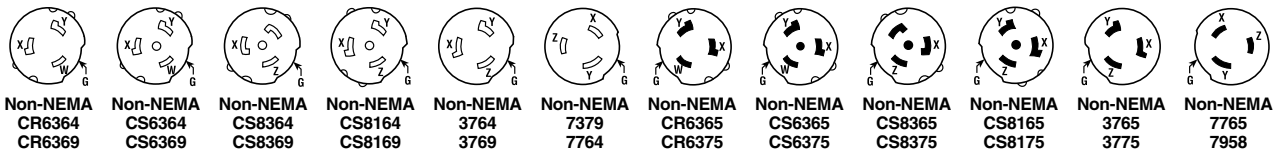
Corrosion-Resistant Flanged Inlet

All devices listed on this page conform to NEMA WD-1 and WD-6.

Catalog Number	Rating A. V.	Description	Cord Diameter	3rd Party Compliance		
				UL498	FSUL WC596	CSA
Receptacles						
CR6369	50 125/250	Corrosion-Resistant		•		•
CS6369	50 125/250	California Standard		•		•
CS8369	50 3ø, 250	California Standard		•		•
CS8169	50 3ø, 480	California Standard		•		•
3769	50 250VDC, 600VAC	Corrosion-Resistant		•		•
7379*	50 250VDC, 600VAC	Corrosion-Resistant		•		•
Connectors						
CR6364	50 125/250	Corrosion-Resistant	.680"-1.125"	•		•
CS6364	50 125/250	California Standard	.680"-1.125"	•		•
CS8364	50 3ø, 250	California Standard	.680"-1.125"	•		•
CS8164	50 3ø, 480	California Standard	.680"-1.125"	•		•
3764	50 250VDC, 600VAC	Corrosion-Resistant	.680"-1.125"	•		•
7764*	50 250VDC, 600VAC	Corrosion-Resistant	.680"-1.125"	•		•
Plugs						
CR6365	50 125/250	Corrosion-Resistant	.680"-1.125"	•		•
CS6365	50 125/250	California Standard	.680"-1.125"	•		•
CS8365	50 3ø, 250	California Standard	.680"-1.125"	•		•
CS8165	50 3ø, 480	California Standard	.680"-1.125"	•		•
3765	50 250VDC, 600VAC	Corrosion-Resistant	.680"-1.125"	•		•
7765*	50 250VDC, 600VAC	Corrosion-Resistant	.680"-1.125"	•		•
Flanged Inlets						
CR6375	50 125/250	Corrosion-Resistant		•		•
CS6375	50 125/250	California Standard		•		•
CS8375	50 3ø, 250	California Standard		•		•
CS8175	50 3ø, 480	California Standard		•		•
CS8177	50 3ø, 480	California Standard with Flip Lid		•		•
3775	50 250VDC, 600VAC	Corrosion-Resistant		•		•
7958P*	50 250VDC, 600VAC	Corrosion-Resistant		•		•

*Devices for replacement use only in existing installations. Reference Pages H-35 and H-36 for Accessories.

Catalog Number	Description
Accessories	
7770	Weatherproof Cover for 50A Locking Receptacles, Thermoplastic Note: 7770 covers not to be used with flanged devices.
CR7716N	Weatherproof Boot, 50A Locking Connector
CR7717N	Weatherproof Boot, 50A Locking Plug



- Non-NEMA
CR6364
CR6369
- Non-NEMA
CS6364
CS6369
- Non-NEMA
CS8364
CS8369
- Non-NEMA
CS8164
CS8169
- Non-NEMA
3764
3769
- Non-NEMA
7379
7764
- Non-NEMA
CR6365
CR6375
- Non-NEMA
CS6365
CS6375
- Non-NEMA
CS8365
CS8375
- Non-NEMA
CS8165
CS8175
- Non-NEMA
3765
3775
- Non-NEMA
7765
7958

Industrial Spec Grade Turnlok® Locking Devices Midget Connectors, Plugs, Inlets, Outlets

2 Pole, 2 Wire Non-Grounding 15A, 125V
2 Pole, 3 Wire Grounding 15A, 125V
3 Pole, 3 Wire Non-Grounding 15A, 125/250V



Pass & Seymour


Turnlok® Locking Devices

Midget Connectors, Plugs, Inlets, Outlets


Catalog Number	Rating A. V.	Description	Cord Diameter	NEMA Config. No.	3rd Party Compliance
					UL498
Connectors					
7427	15 125	Black	.312"-.50"	ML1-15R	•
ML1133	15 125	Black	.10"-.35"	ML1-15R	•
ML2133	15 125	Black	.18"-.52"	ML2-15R	•
ML3133	15 125/250	Black	.18"-.52"	ML3-15R	•
Plugs					
ML1113	15 125	Black	.10"-.35"	ML1-15P	•
ML2113	15 125	Black	.18"-.52"	ML2-15P	•
ML3113	15 125/250	Black	.18"-.52"	ML3-15P	•
Flanged Inlets & Outlets					
ML115	15 125	Inlet, Black Face, Gray Flange		ML1-15P	•
ML114	15 125	Outlet, Black Face, Gray Flange		ML1-15R	•
ML215	15 125	Inlet, Black Face, Gray Flange		ML2-15P	•
ML214	15 125	Outlet, Black Face, Gray Flange		ML2-15R	•
ML315	15 125/250	Inlet, Black Face, Gray Flange		ML3-15P	•
ML314	15 125/250	Outlet, Black Face, Gray Flange		ML3-15R	•




7427




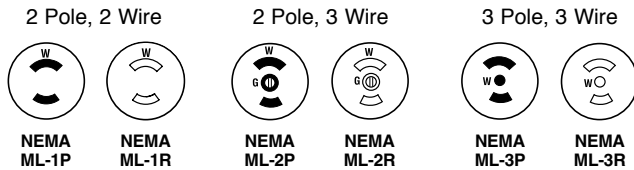
ML1133




ML2133




ML3113




ML115




ML215




ML315



ML114



ML214



ML314



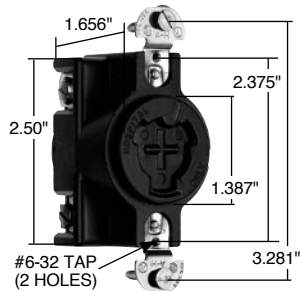
Pass & Seymour

Industrial Spec Grade Turnlok® Locking Devices Power Interrupting Devices

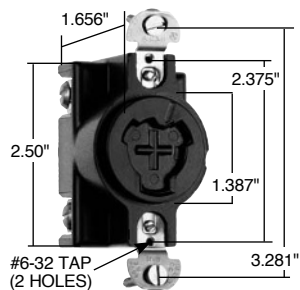
2 Pole, 3 Wire 20A, 125V Hospital Use

2 Pole, 3 Wire 20A, 125V


2 Pole, 3 Wire 20A, 125V; 10A, 250VDC, 480VAC



23000HG



23000



23005N



23056N
23035N



23002N



23054N

Catalog Number	Rating		Description	Cord Diameter	3rd Party Compliance
	A.	V.			UL UL498
Receptacles					
23000HG	20	125	Hospital Use, Non-Metallic		•
23050	20	125	Hospital Use, Black Bakelite		•
23000G	20	125;	Grounding, Non-Metallic		•
	10	250VDC, 480VAC			
23000	20	125;	Non-Grounding, Non-Metallic		•
	10	250VDC, 480VAC			
Connectors					
23054N	20	125	Hospital Use, Non-Metallic	.250"-.656"	•
23002N	20	125;	Non-Metallic	.250"-.656"	•
	10	250VDC, 480VAC			
Plugs					
23056N	20	125	Hospital Use, Non-Metallic	.250"-.656"	•
23035N	20	125	Non-Metallic	.250"-.656"	•
23005N	20	125;	Non-Metallic	.250"-.656"	•
	10	250VDC, 480VAC			

Industrial Spec Grade Turnlok® Locking Devices Power Interrupting Devices

3 Pole, 4 Wire 30A, 480V

3 Pole, 4 Wire 30A, 600VAC; 20A, 250VDC

3 Pole, 4 Wire 60A, 600V




Pass & Seymour


Turnlok® Locking Devices

Power Interrupting Devices


Catalog Number	Rating A. V.	Description	Cord Diameter	3rd Party Compliance
				UL498
Receptacles				
20443N	30 480	Non-Metallic		•
20403N	30, 600VAC; 20, 250VDC	Non-Metallic		•
21420	30, 600VAC; 20, 250VDC	Angled, 3/4" Tap for Conduit, Die-Cast		•
26420	60 600	Die-Cast with Lift Lid Enclosure		•
Connectors				
20444N	30 480	Non-Metallic	.400"-1.062"	•
20414	30, 600VAC; 20, 250VDC	Metallic	.562"-1.000"	•
20414N	30, 600VAC; 20, 250VDC	Non-Metallic	.400"-1.062"	•
21414	30, 600VAC; 20, 250VDC	Metallic with Rubber Cord Grip	.360"-0.484"	•
26414	60 600	Metallic	.750"-1.250"	•
26427	60 600	Metallic	.750"-1.250"	•
Plugs				
20445N	30 480	Non-Metallic	.400"-1.062"	•
20415	30, 600VAC; 20, 250VDC	Metallic	.562"-1.000"	•
20415N	30, 600VAC; 20, 250VDC	Non-Metallic	.400"-1.062"	•
21415	30, 600VAC; 20, 250VDC	Metallic with Rubber Cord Grip	.360"-0.484"	•
21426	30, 600VAC; 20, 250VDC	Metallic with Rubber Cord Grip	.484"-0.750"	•
21426S	30, 600VAC; 20, 250VDC	Metallic with Tab with Rubber Cord Grip	.484"-0.750"	•
26415	60 600	Metallic	.750"-1.250"	•
26426	60 600	Metallic	.750"-1.250"	•
Flanged Inlets & Outlets				
20418	30, 600VAC; 20, 250VDC	Inlet, Die-Cast for FS and FD Box		•
26415A	60 600	Inlet, Die-Cast		•




20443N



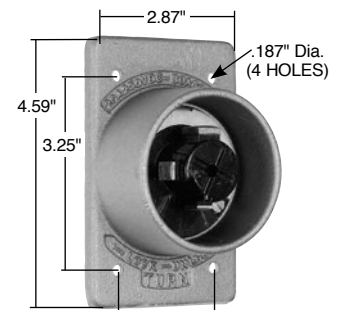
26420



26415



26414



20418

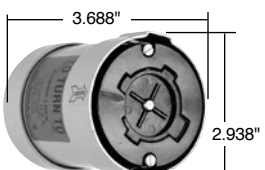
Catalog Number	Description
Accessories	
WPG1	Weatherproof Cover for 20403N
26400	Box and Plate for 26420
26401	Box only for 26404 Angle Adapter
26402	Mounting Plate only for 26401 Box
26404	45° Angle Adapter
20446N	Red Nylon Cover and Gasket for 20443N
20416N	Nylon Cover and Gasket for 20403N
20417N	Aluminum Cover (No Gasket) for 20403N




26426



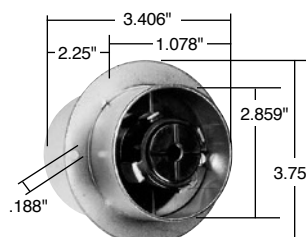
20445N, 20415N



26427



20444N, 20414N



26415A

All devices listed on this page conform to NEMA WD-1 and WD-6.




Pass & Seymour


Industrial Spec Grade Turnlok® Locking Devices Power Interrupting Devices

4 Pole, 5 Wire 30A, 600VAC; 20A 250VDC


4 Pole, 5 Wire 60A, 600V




25250




26520



25414N




26527




26526



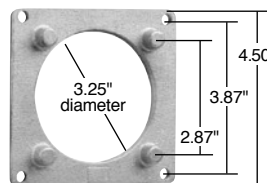
26514A




26515A



26401



26402



26404

Catalog Number	Rating		Description	Cord Diameter	3rd Party Compliance
	A.	V.			UL UL498
Receptacles					
25250	30	600VAC; 20 250VDC	Die-Cast with Lift Lid Enclosure		
26520	60	600	Die-Cast with Lift Lid Enclosure		•
Connectors					
25414N	30	600VAC; 20 250VDC	Non-Metallic	.625"-1.000" .725"-1.250"	
25414	30	600VAC; 20 250VDC	Metallic	.625"-1.000"	
26514	60	600	Metallic	.750"-1.250"	•
26527	60	600	Metallic with Rubber Cord Grip	.750"-1.250"	•
Plugs					
25415N	30	600VAC; 20 250VDC	Non-Metallic	.625"-1.000" .725"-1.250"	
25415	30	600VAC; 20 250VDC	Metallic	.625"-1.000"	
26515	60	600	Metallic	.750"-1.250"	•
26526	60	600	Metallic with Rubber Cord Grip	.750"-1.250"	•
Flanged Inlets & Outlets					
26515A	60	600	Inlet, Die-Cast		•
26514A	60	600	Outlet, Die-Cast		•

Catalog Number	Description	Catalog Number	Description
Accessories			
26400	Box and Plate for 26520	26402	Mounting Plate only for 26401 Box
26401	Box only for 26404 Angle Adapter	26404	45° Angle Adapter


Industrial Spec Grade Turnlok® Locking Devices Accessories



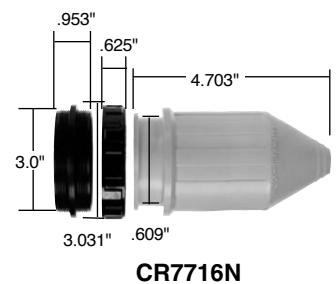

Pass & Seymour

Turnlok® Locking Devices

Catalog Number	Description	Color
Weatherproof Boots		
L15RBC	Boot for 15A Locking Connector	Black
L15RBP	Boot for 15A Locking Plug	Black
L2030RBC	Boot for 20/30A Locking Connector	Black
L2030RBP	Boot for 20/30A Locking Plug	Black
Corrosion-Resistant Boots		
CRL2030RBC	Boot for 20/30A Locking Connector	Yellow
CRL2030RBP	Boot for 20/30A Locking Plug	Yellow
CR7716N	Boot for 50A Locking Connector	Yellow
CR7717N	Boot for 50A Locking Plug	Yellow
Dust Covers		
DC1	Replacement Cover, to be used with "old-style" 20 and 30A Turnlok Plugs and Connectors only.	Black



DC1



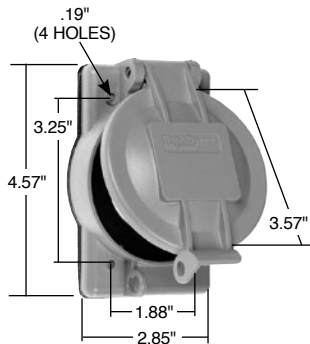
All devices listed on this page conform to NEMA WD-1 and WD-6.

Accessories

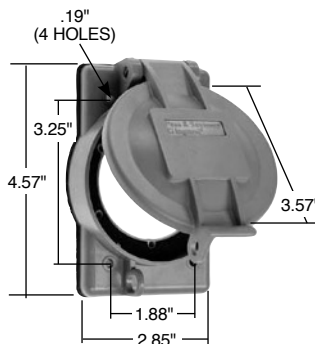


Pass & Seymour


Industrial Spec Grade Turnlok® Locking Devices Accessories



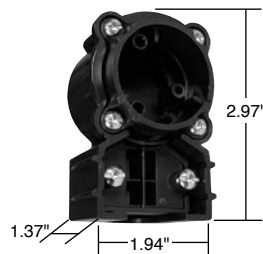
WPG1




WPG2




7770



L15AN



L20303AN



L203045AN

Catalog Number	Description	Color
Weatherproof Covers		
WPG1	Cover for 15A Turnlok Flanged Inlets and Outlets	Gray
WPG2	Cover for 20 and 30A Turnlok Flanged Inlets and Outlets	Gray
7770	Cover for 50A Locking Receptacle, Thermoplastic	Yellow
3720FS	Clear Cover for Single Receptacle, Thermoplastic	Gray
3710FS	Clear Cover for Duplex Receptacle, Thermoplastic	Gray
3722FS	Clear Cover for Power Outlet, Thermoplastic	Gray
3760	Cover for Single Receptacle	Gray
Stainless Steel Plates		
SS7	Plate for Single Receptacle	S/S
SS8	Plate for Duplex Receptacle	S/S
SS720	Plate for Locking Receptacle	S/S
WP7	Dustproof Cover for Single Receptacle	S/S
WP8	Dustproof Cover for Duplex Receptacle	S/S
Strain Relief Grips		
FC22GL	Strain Relief Grip – .220"-.320"	
FC30GL	Strain Relief Grip – .300"-.430"	
FC40GL	Strain Relief Grip – .400"-.560"	
FC52GL	Strain Relief Grip – .520"-.730"	
FC70GL	Strain Relief Grip – .700"-.940"	
FC94GL	Strain Relief Grip – .940"-1.250"	
Turnlok Right Angle Adapter		
L15AN	15A Turnlok Right Angle Adapter	Black
L20303AN	20 and 30A 3 Wire Turnlok Right Angle Adapter	Black
L203045AN	20 and 30A 4 and 5 Wire Turnlok Right Angle Adapter	Black

Industrial Spec Grade Turnlok® Locking Devices Ground Continuity Monitoring Plugs & Connectors Product Specifications & Performance



Pass & Seymour

15, 20 & 30 Amp Turnlok GCM Plugs & Connectors

Plugs	
Back Body	Super Tough Nylon
Front Body	Nylon
Terminal Chamber	Polycarbonate
Cord Clamp	Nylon
Insert	Nylon
Dust Shield*	Neoprene
Blades	Brass
Terminal Clamp	15A = Zinc-Plated Steel, 20A = Nickel-Plated Steel, 30A = Brass
Terminal Screws	15A = Nickel- or Brass-Plated Steel, 20 & 30A = Brass
Ground Screws	15A = Nickel-Plated Steel, 20 & 30A = Brass
Cord Clamp Screws	Nickel-Plated Steel
Assembly Screws	Nickel-Plated Steel
Connectors	
Back Body	Super Tough Nylon
Front Body	Nylon
Terminal Chamber	Polycarbonate
Cord Clamp	Nylon
Insert	Nylon
Dust Shield*	Neoprene
Contacts	Brass
Terminal Clamp	15A = Zinc-Plated Steel, 20A = Nickel-Plated Steel, 30A = Brass
Terminal Screws	15A = Nickel- or Brass-Plated Steel, 20 & 30A = Brass
Ground Screws	15A = Nickel-Plated Steel, 20 & 30A = Brass
Cord Clamp Screws	Nickel-Plated Steel
Assembly Screws	Nickel-Plated Steel
Performance	
Electrical	
Dielectric Withstand Voltage	15A = 1600V minimum, 20 & 30A = 2200V minimum
Maximum Working Voltage	15A = 277VAC, 20 & 30A = 600VAC
Current Interrupting	Certified for current interrupting at full-rated current
Temperature Rise	30°C maximum after 50 cycles at 150% rated current
Mechanical	
Cord Accommodations	Round portable service cords of diameters in accordance with the device rating as defined in UL62
Cord Grip Accommodations	15A = .230"-.720" diameter, 20 & 30A 3 Wire = .225"-.750" diameter 20 & 30A 4 & 5 Wire = .225"-1.150" diameter
Terminal Identification	15A = Green = Ground, White = Neutral, Brass = Hot 20 & 30A = "GR" and Green Color = Ground, "WH" and White Color = Neutral, "X", "Y", "Z" = Hot
Terminal Accommodation	15A = #18 AWG min. - #10 AWG max. 20A = #18 AWG min. - #8 AWG max. 30A = #18 AWG min. - #6 AWG max.
Product Identification	Amperage, Voltage, 3rd Party Compliance, NEMA Configuration hot stamped onto device
Environmental	
Flammability	UL94 V2
Operating Temperature	Maximum continuous: +75°C Minimum: -40°C without impact

*Dust Shield for 20 & 30 Amp Plugs & Connectors.

Industrial Spec Grade Turnlok® Locking Devices Plugs & Connectors Product Specifications & Performance

15 Amp Turnlok Plugs & Connectors

	Standard Product	Corrosion-Resistant
Plugs		
Back Body	Nylon	Nylon
Front Body	Nylon	Nylon
Terminal Chamber	Polycarbonate	Polycarbonate
Cord Clamp	Nylon	Nylon
Insert	Nylon	Nylon
Blades	Brass	Nickel-Plated Brass
Terminal Clamp	Zinc-Plated Steel	Nickel-Plated Steel
Terminal Screws	Nickel- or Brass-Plated Steel	Nickel-Plated Steel
Ground Screws	Nickel-Plated Steel	Nickel-Plated Steel
Cord Clamp Screws	Nickel-Plated Steel	Nickel-Plated Steel
Assembly Screws	Nickel-Plated Steel	Nickel-Plated Steel
Connectors		
Back Body	Nylon	Nylon
Front Body	Nylon	Nylon
Terminal Chamber	Polycarbonate	Polycarbonate
Cord Clamp	Nylon	Nylon
Insert	Nylon	Nylon
Contacts	Brass	Nickel-Plated Brass
Terminal Clamp	Zinc-Plated Steel	Nickel-Plated Steel
Terminal Screws	Nickel- or Brass-Plated Steel	Nickel-Plated Steel
Ground Screws	Nickel-Plated Steel	Nickel-Plated Steel
Cord Clamp Screws	Nickel-Plated Steel	Nickel-Plated Steel
Assembly Screws	Nickel-Plated Steel	Nickel-Plated Steel
Performance		
Electrical		
Dielectric Withstand Voltage	1600V minimum	
Maximum Working Voltage	277VAC	
Current Interrupting	Certified for current interrupting at full-rated current	
Temperature Rise	30°C maximum after 50 cycles at 150% rated current	
Mechanical		
Cord Accommodations	Round portable service cords of diameters in accordance with the device rating as defined in UL62	
Cord Grip Accommodations	.230"-.720" diameter	
Terminal Identification	Green = Ground, White = Neutral, Brass = Hot	
Terminal Accommodation	#18 AWG min. – #10 AWG max.	
Product Identification	Amperage, Voltage, 3rd Party Compliance, NEMA Configuration	
Environmental		
Flammability	UL94 V2	
Operating Temperature	Maximum continuous: +75°C Minimum: -40°C without impact	

Industrial Spec Grade Turnlok® Locking Devices Receptacles Product Specifications & Performance



Pass & Seymour

15, 20 & 30 Amp Turnlok Receptacles

	Standard	Corrosion-Resistant
Receptacles		
Front Body	Nylon	Nylon
Back Body	Nylon	Nylon
Mounting Strap	15A = Steel; 20 & 30A = Brass	Nickel-Plated Brass
Pressure Plate	Brass	Nickel-Plated Brass
Contacts	Brass	Nickel-Plated Brass
Terminal Clamps	Brass	Nickel-Plated Brass
Terminal Screws	Brass	Brass
Mounting Screws	Zinc-Plated Steel	Stainless Steel
Performance		
Electrical		
Dielectric Withstand Voltage	2000V minimum	
Maximum Working Voltage	600VAC	
Current Interrupting	Certified for current interrupting at full-rated current	
Temperature Rise	30°C maximum after 50 cycles at 150% rated current	
Mechanical		
Terminal Accommodation	15A = #18 AWG min. – #10 AWG max. 20 & 30A = #14 AWG min. – #10 AWG max.	
Product Identification	Amperage, Voltage, NEMA Configuration molded into face	
Environmental		
Flammability	UL94 V2	
Operating Temperature	Maximum continuous: +75°C Minimum: -40°C without impact	

50 Amp Turnlok Receptacles

	Corrosion-Resistant	California Standard
Receptacles		
Front Body	Glass-Filled Nylon	Glass-Filled Nylon
Back Body	Glass-Filled Nylon	Glass-Filled Nylon
Mounting Strap	Nickel-Plated Brass	Nickel-Plated Brass
Contacts	Nickel-Plated Brass	Brass
Terminal Clamps	Brass	Brass
Ground Shunt	Brass	Brass
Mounting Screws	Stainless Steel	Zinc-Plated Steel
Performance		
Electrical		
Dielectric Withstand Voltage	3000V minimum	
Maximum Working Voltage	600VAC	
Current Interrupting	Certified for current interrupting at full-rated current	
Temperature Rise	30°C maximum after 50 cycles at 150% rated current	
Mechanical		
Terminal Accommodation	#10 AWG min. – #6 AWG max.	
Product Identification	Amperage, Voltage molded into face	
Environmental		
Flammability	UL94 V0	
Operating Temperature	Maximum continuous: +115°C Minimum: -40°C without impact	

Industrial Spec Grade Turnlok® Locking Devices Plugs & Connectors Product Specifications & Performance

20 & 30 Amp Turnlok Plugs & Connectors

	Standard	Corrosion-Resistant
Plugs		
Back Body	Super Tough Nylon	Super Tough Nylon
Front Body	Nylon	Nylon
Terminal Chamber	Polycarbonate	Polycarbonate
Cord Clamp	Nylon	Nylon
Insert	Nylon	Nylon
Dust Shield	Neoprene	Neoprene
Blades	Brass	20A = Nickel-Plated Brass 30A = Tin-Plated Brass
Terminal Clamp	20A = Nickel-Plated Steel 30A = Brass	20A = Nickel-Plated Steel 30A = Nickel-Plated Brass
Terminal Screws	Brass	Nickel-Plated Brass
Ground Screws	Brass	Nickel-Plated Brass
Cord Clamp Screws	Nickel-Plated Steel	Nickel-Plated Steel
Assembly Screws	Nickel-Plated Steel	Nickel-Plated Steel
Connectors		
Back Body	Super Tough Nylon	Super Tough Nylon
Front Body	Nylon	Nylon
Terminal Chamber	Polycarbonate	Polycarbonate
Cord Clamp	Nylon	Nylon
Insert	Nylon	Nylon
Dust Shield	Neoprene	Neoprene
Contacts	Brass	20A = Nickel-Plated Brass 30A = Tin-Plated Brass
Terminal Clamp	20A = Nickel-Plated Steel 30A = Brass	20A = Nickel-Plated Steel 30A = Nickel-Plated Brass
Terminal Screws	Brass	Nickel-Plated Brass
Ground Screws	Brass	Nickel-Plated Brass
Cord Clamp Screws	Nickel-Plated Steel	Nickel-Plated Steel
Assembly Screws	Nickel-Plated Steel	Nickel-Plated Steel
Performance		
Electrical		
Dielectric Withstand Voltage	2200V minimum	
Maximum Working Voltage	600VAC	
Current Interrupting	Certified for current interrupting at full-rated current	
Temperature Rise	30°C maximum after 50 cycles at 150% rated current	
Mechanical		
Cord Accommodations	Round portable service cords of diameters in accordance with the device rating as defined in UL62	
Cord Grip Accommodations	20 & 30A 3 Wire = .225"-.750" diameter 20 & 30A 4 & 5 Wire = .225"-1.150" diameter	
Terminal Identification	"GR" and Green Color = Ground, "WH" and White Color = Neutral, "X", "Y", "Z" = Hot	
Terminal Accommodation	#18 AWG min. – #8 AWG max.	
Product Identification	Amperage, Voltage, 3rd Party Compliance, NEMA Configuration hot stamped onto device	
Environmental		
Flammability	UL94 V2	
Operating Temperature	Maximum continuous: +75°C Minimum: -40°C without impact	

Industrial Spec Grade Turnlok® Locking Devices Plugs & Connectors Product Specifications & Performance



Pass & Seymour

50 Amp Turnlok Plugs & Connectors

	Corrosion-Resistant	California Standard
Plugs		
Plug Shroud	Zytel Super Tough Nylon	Zytel Super Tough Nylon
Back Body	Nylon	Nylon
Front Body	Nylon	Nylon
Terminal Chamber	Nylon	Nylon
Cord Clamp	Nylon	Nylon
Blades	Nickel-Plated Brass	Brass
Terminal Clamp	Nickel-Plated Brass	Brass
Terminal Screws	Nickel-Plated Brass	Brass
Ground Screw	Nickel-Plated Brass	Brass
Assembly Screws	Stainless Steel	Stainless Steel
Connectors		
Back Body	Nylon	Nylon
Front Body	Nylon	Nylon
Terminal Chamber	Nylon	Nylon
Cord Clamp	Nylon	Nylon
Contacts	Nickel-Plated Brass	Brass
Terminal Clamp	Nickel-Plated Brass	Brass
Terminal Screws	Nickel-Plated Brass	Brass
Ground Screw	Nickel-Plated Brass	Brass
Assembly Screws	Stainless Steel	Stainless Steel
Performance		
Electrical		
Dielectric Withstand Voltage	3000V minimum	
Maximum Working Voltage	600VAC	
Current Interrupting	Certified for current interrupting at full-rated current	
Temperature Rise	30°C maximum after 50 cycles at 150% rated current	
Mechanical		
Cord Accommodations	Round portable service cords of diameters in accordance with the device rating as defined in UL62	
Cord Grip Accommodations	.680"–1.125" diameter	
Terminal Identification	Color Coded Terminal Screws	
Terminal Accommodation	#10 AWG min. – #4 AWG max.	
Product Identification	Amperage, Voltage hot stamped on device	
Environmental		
Flammability	UL94 HB or better	
Operating Temperature	Maximum continuous: +75°C Minimum: -40°C without impact	

Industrial Spec Grade Turnlok® Locking Devices Inlets & Outlets Product Specifications & Performance

15, 20 & 30 Amp Turnlok Inlets & Outlets

	15 Amp	20 Amp	30 Amp
Flanged Inlets			
Flanged Casing	Polycarbonate	Polycarbonate	Polycarbonate
Blade Holder	Polycarbonate	Polycarbonate	Nylon
Blades	Nickel-Plated Brass	Brass	Tin-Plated Stresscon
Terminal Clamp	Zinc-Plated Steel	Zinc-Plated Steel	Brass
Terminal Screws	Zinc- or Brass-Plated Steel	Zinc- or Brass-Plated Steel	Brass
Ground Screws	Zinc-Plated Steel	Zinc-Plated Steel	Brass
Assembly Screws	Zinc-Plated Steel	Zinc-Plated Steel	Zinc-Plated Steel
Flanged Outlets			
Flanged Casing	Polycarbonate	Polycarbonate	Polycarbonate
Contact Carrier	Polycarbonate	Polycarbonate	Nylon
Contacts	Brass	Brass	Tin-Plated Brass
Terminal Clamp	Zinc-Plated Steel	Zinc-Plated Steel	Brass- or Nickel-Plated Steel
Terminal Screws	Zinc- or Brass-Plated Steel	Zinc- or Brass-Plated Steel	Brass- or Nickel-Plated Steel
Ground Screws	Zinc-Plated Steel	Zinc-Plated Steel	Nickel-Plated Brass
Assembly Screws	Zinc-Plated Steel	Zinc-Plated Steel	Zinc-Plated Steel
Performance			
Electrical			
Dielectric Withstand Voltage	15A = 2000V minimum, 20 & 30A = 3000V minimum		
Maximum Working Voltage	15A = 277VAC, 20 & 30A = 600VAC		
Current Interrupting	Certified for current interrupting at full-rated current		
Temperature Rise	30°C maximum after 50 cycles at 150% rated current		
Mechanical			
Terminal Identification	Green = Ground, White = Neutral, Brass = Hot		
Terminal Accommodation	15A = #18 AWG min.– #10 AWG max., 20 & 30A = #12 AWG min.– #8 AWG max.		
Product Identification	Amperage, Voltage, 3rd Party Compliance, NEMA Configuration		
Environmental			
Flammability	UL94 V2		
Operating Temperature	Maximum continuous: 15 & 20A = +115°C, 30A = +75°C Minimum: -40°C without impact		

Industrial Spec Grade Turnlok® Locking Devices Inlets Product Specifications & Performance & Horsepower Rating Chart



Pass & Seymour

50 Amp Inlet

Inlets	
Flanged Casing	Nylon
Contact Carrier	Nylon
Blades	Brass
Terminal Clamps	Brass
Terminal Screws	Brass
Assembly Screws	Nickel-Plated Steel
Performance	
Electrical	
Dielectric Withstand Voltage	3000V minimum
Maximum Working Voltage	600VAC
Current Interrupting	Certified for current interrupting at full-rated current
Temperature Rise	30°C maximum after 50 cycles at 150% rated current
Mechanical	
Terminal Accommodation	#10 AWG min. – #4 AWG max.
Product Identification	Amperage, Voltage hot stamped onto face
Environmental	
Flammability	UL94 V0
Operating Temperature	Maximum continuous: +75°C Minimum: -40°C without impact

Turnlok Horsepower Rating for NEMA Configuration Attachment Plugs & Receptacles

NEMA Configuration	AC HP Rating	NEMA Configuration	AC HP Rating
L1-15	1/2	L21-20	2
L5-15	1/2	L22-20	5
L6-15	1 1/2*	L5-30	2
L7-15	2	L6-30	2*
L2-20	2*	L7-30	3
L5-20	1	L8-30	5
L6-20	2*	L10-30	2 Line to Line*
L7-20	2		2 Line to Neutral
L8-20	3	L11-30	3
L10-20	2 Line to Line*	L12-30	10
	1 Line to Neutral	L14-30	2 Line to Line*
L11-20	3	L15-30	3
L12-20	5	L16-30	10
L14-20	2 Line to Line*	L18-30	3
L15-20	3	L19-30	10
L16-20	5	L21-30	3
L18-20	2	L22-30	10
L19-20	5		

*Suitable for 208V motor applications at the HP rating specified.