

# Wall Plates & Specialties

Pass & Seymour




Molded of rugged .065" thick polycarbonate.

Seamless, sleek, super smooth construction provides no dirt-catching channel around plate's perimeter.

SWP26W

Two-piece plastic subplate bridges recessed boxes and uneven sheet rock. Fixes floating installations.



An extra 1/8" width and height than standard size wall plates for more tolerance in covering ragged sheet rock openings.

Oversized opening to accommodate all NEMA 26 decorator-style openings.

Automatic alignment pins ensure that devices are properly positioned so that wall plates fit perfectly.

## Index

Style	Page Number
Specifications	S-2
Dimensions	S-3, S-4
Screwless Decorator Openings	S-5, S-6
Toggle Switch Openings	S-7
Duplex Receptacle Openings & Decorator Openings	S-8
Decorator Openings	S-9
Blank Plates	S-10, S-11
Single Receptacle Openings & Power Outlet Openings	S-12, S-13
Combination Openings	S-14 – S-17
Despard® Openings	S-18
Two Gang with Center Opening & Locking Switch Plates	S-19
Louwer & Biplex/Triplex Openings	S-20
Junior-Jumbo & Jumbo Toggle, Duplex, Single Receptacle, Decorator, Blank & Combination Openings	S-21, S-23
Sectional Wall Plates	S-24
Tandem & Handy Box Plates	S-25
Narrow Metal	S-26
Dustproof Stainless Steel Covers	S-27
Communication Devices & Plates	S-28 – S-33
Mounting Straps, Yokes & Jewels	S-34
Decorator Hallway Lights & Combination Devices	S-35
Decorator Combination Tamper-Resistant Nightlight/GFCI Receptacles	S-36
PlugTail™ Nightlight/GFCI Receptacles	S-37
Incandescent Lampholders, Neon Pilot Lights & Panelites	S-38
Screws & Screwdrivers	S-39
Engraved & Pad Printed	S-40, S-41
Custom Metal Wall Plates	S-42 – S-44
Custom Panel Plates	S-45, S-46
Style Selector Guide	S-47 – S-59



Thermoset  
SP Series



Nylon  
TP Series



Screwless  
Polycarbonate  
SWP & SW Series

## Wall Plates Specifications

### Application

Pass & Seymour/Legrand's broad line of Standard Size Plastic and Metal Wall Plates features the most complete range of types, sizes, colors, and finishes available. Choose from more than 1,900 standard plates in non-combustible thermoset plastic material, self-extinguishing nylon material, screwless polycarbonate material, or attractively finished metal, for residential, commercial, institutional, and industrial applications. All plastic wall plates color match to Pass & Seymour/Legrand devices.

### Thermoset Plastic Wall Plates Features

- Molded of non-combustible mar-proof material.
- Available in "SP" series in Standard, Junior-Jumbo, and Jumbo sizes.
- Seven standard colors available – Ivory, White, Brown, Gray, Black, Red, and Light Almond.
- Individually wrapped with color-matching screws.
- Resistant to discoloration, grease, oil, solvent and moisture.
- Nominal thickness, .070"

### TradeMaster® Thermoplastic Wall Plates Features

- Molded of rugged, practically indestructible self-extinguishing nylon. ("TP" series only.)
- Available in "TP" series, extra 3/16" width and height than Standard size plates; and "TPJ" series, extra 3/16" width and height than Junior-Jumbo size plates.
- Available in Ivory, White, Brown, Gray, Black, Blue, Orange, Red, and Light Almond.
- Preferred for hospital, industrial, institutional, and other high-abuse applications.
- Nominal thickness, .070"

### Screwless Polycarbonate Wall Plates Features

- Molded of .065" thick polycarbonate with matte finish.
- 2-piece plastic subplate made of polycarbonate ("SWP" Series only).
- Metal subplate made of .042" zinc-plated steel ("SW" Series only).
- Extra 1/8" width and height than Standard size plates.
- Available in Ivory, White, Brown, Gray, Black, and Light Almond.
- Oversized opening to accommodate all NEMA 26 decorator-style openings.

### Metal Wall Plates Features

- Constructed of corrosion-resistant stainless steel, brass, aluminum, chrome, brushed bronze or galvanized steel.
- Standard, Jumbo, and Tandem size plates available, as well as special Panel size plates up to 5-gangs high and 10-gangs wide.
- Packaged in protective film, with finish-matching screws.
- Variety of special plated finishes. Paintable to match plastic plates.
- Can be silk-screened or engraved, and custom punched with over 300 opening styles.

### Materials


- Type 302 Stainless Steel, non-magnetic, .032" nominal thickness, brushed finish. This alloy contains 18% chromium and 8% nickel for superior resistance to corrosion. Recommended for use in food processing plants, dairies, chemical plants, and other industrial, institutional, and commercial applications where corrosive atmospheres exist.
- Type 430 Stainless Steel, magnetic, .032" nominal thickness, brushed finish. Less corrosion-resistant than Type 302, but ideal for general service in high abuse applications in industrial plants, commercial, and institutional buildings.
- Chrome, Brushed and Polished Brass, .040" thick. 70% copper, 30% zinc alloy gives warm, appealing finish to modern decor as well as retrofit applications. Lacquered to prevent corrosion.
- Aluminum, .040" thick. Lustrous satin finish. Lacquered to prevent corrosion.
- Galvanized Steel. Used only for Handy Box Plates.
- Brushed Bronze, .040" thick. 90% copper, 10% zinc. Lacquered to prevent corrosion.



302  
Stainless Steel



Polished Brass



Brushed Brass



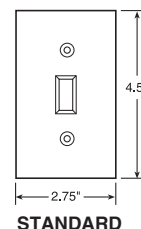
Aluminum

# Wall Plates Specifications

Pass & Seymour

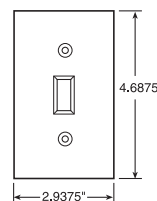


Standard Size Wall Plates					
<ul style="list-style-type: none"> <li>Standard size wall plates for all applications.</li> <li>Best fit for surface mount boxes.</li> </ul>			<ul style="list-style-type: none"> <li>Available in plastic and metal only.</li> </ul>		
Dimensions					
1 gang	2.75" x 4.5"	4 gang	8.125" x 4.5"	7 gang	13.62" x 4.5"
2 gang	4.56" x 4.5"	5 gang	10" x 4.5"	8 gang	15.44" x 4.5"
3 gang	6.375" x 4.5"	6 gang	11.812" x 4.5"		



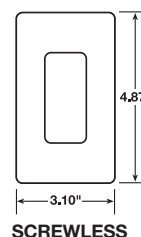
STANDARD

TradeMaster® Wall Plates					
<ul style="list-style-type: none"> <li>Extra 3/16" width and height than Standard size wall plates.</li> <li>Provide better sheet rock coverage with standard size appearance.</li> <li>Available in unbreakable nylon 6 construction only.</li> <li>Screws pre-installed in the duplex, toggle, and decorator single gang plates.</li> </ul>					
Dimensions					
1 gang	2.9375" x 4.6875"	3 gang	6.563" x 4.6875"	5 gang	10.188" x 4.6875"
2 gang	4.75" x 4.6875"	4 gang	8.375" x 4.6875"	6 gang	12" x 4.6875"



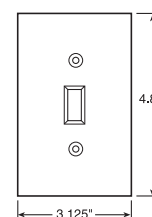
TRADEMASTER STANDARD

Screwless Polycarbonate Wall Plates					
<ul style="list-style-type: none"> <li>Extra 1/8" width and height than Standard size wall plates.</li> <li>Provide better sheet rock coverage with standard size appearance.</li> <li>Molded of .065" thick polycarbonate.</li> <li>2-piece plastic subplate made of polycarbonate ("SWP" Series only).</li> <li>Metal subplate made of .042" zinc-plated steel ("SW" Series only).</li> <li>Available in 5 metallic and 3 wood finishes.</li> <li>Oversized opening to accommodate all NEMA 26 decorator-style openings.</li> </ul>					
Wall Plate Dimensions					
1 gang	3.10" x 4.87"	3 gang	6.724" x 4.87"	5 gang	10.348" x 4.87"
2 gang	4.912" x 4.87"	4 gang	8.536" x 4.87"	6 gang	12.16" x 4.87"
Subplate Dimensions					
1 gang	2.85" x 4.62"	3 gang	6.474" x 4.62"	5 gang	10.098" x 4.62"
2 gang	4.662" x 4.62"	4 gang	8.286" x 4.62"	6 gang	11.910" x 4.62"



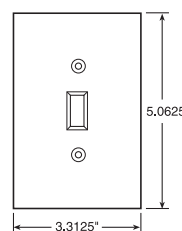
SCREWLESS

Junior-Jumbo Wall Plates					
<ul style="list-style-type: none"> <li>Extra 3/8" width and height than Standard size wall plates.</li> <li>Additional coverage for sheet rock gaps.</li> </ul>			<ul style="list-style-type: none"> <li>Available in plastic and metal only.</li> </ul>		
Dimensions					
1 gang	3.125" x 4.87"	3 gang	6.75" x 4.87"		
2 gang	4.93" x 4.87"	4 gang	8.56" x 4.87"		



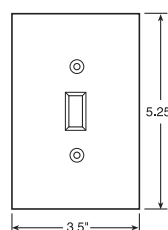
JUNIOR-JUMBO

TradeMaster Jumbo Wall Plates					
<ul style="list-style-type: none"> <li>Extra 3/16" width and height than Junior-Jumbo size wall plates.</li> <li>Provide additional coverage for sheet rock gaps, matching the appearance of the TradeMaster Plates.</li> <li>Available in unbreakable nylon 6 construction only.</li> <li>Screws pre-installed in the duplex, toggle, and decorator single gang plates.</li> </ul>					
Dimensions					
1 gang	3.3125" x 5.0625"	3 gang	6.9375" x 5.0625"		
2 gang	5.125" x 5.0625"	4 gang	8.75" x 5.0625"		



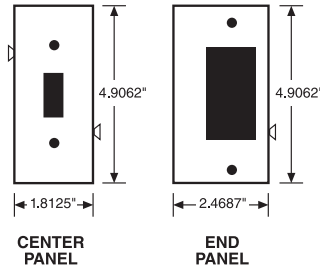
TRADEMASTER JUMBO

Jumbo Wall Plates					
<ul style="list-style-type: none"> <li>Extra 3/4" width and height than Standard size wall plates.</li> <li>Largest size wall plates to cover larger wall damage.</li> </ul>			<ul style="list-style-type: none"> <li>Available in plastic and metal only.</li> </ul>		
Dimensions					
1 gang	3.5" x 5.25"	3 gang	7.12" x 5.25"		
2 gang	5.31" x 5.25"	4 gang	8.93" x 5.25"		



JUMBO

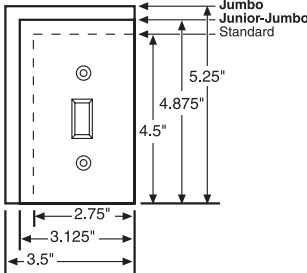
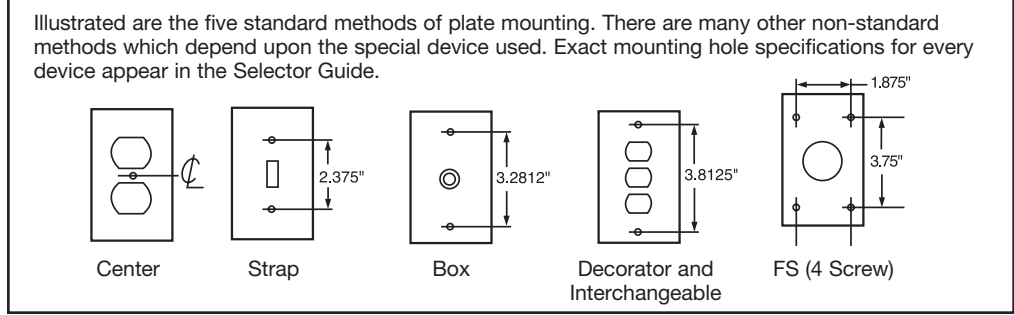
# Wall Plates Dimensions



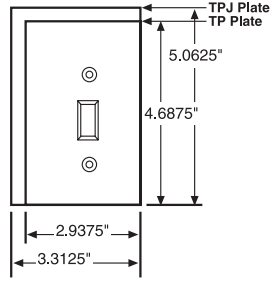
**Sectional Wall Plates Features**

- End and center panels with each of five most-used configurations make it possible to improvise custom wall plates on the job. Panels lock securely together on installation. Blank sections furnished with mounting strap.

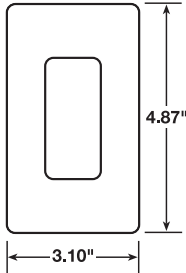
## Wall Plate Mountings



SP Plates

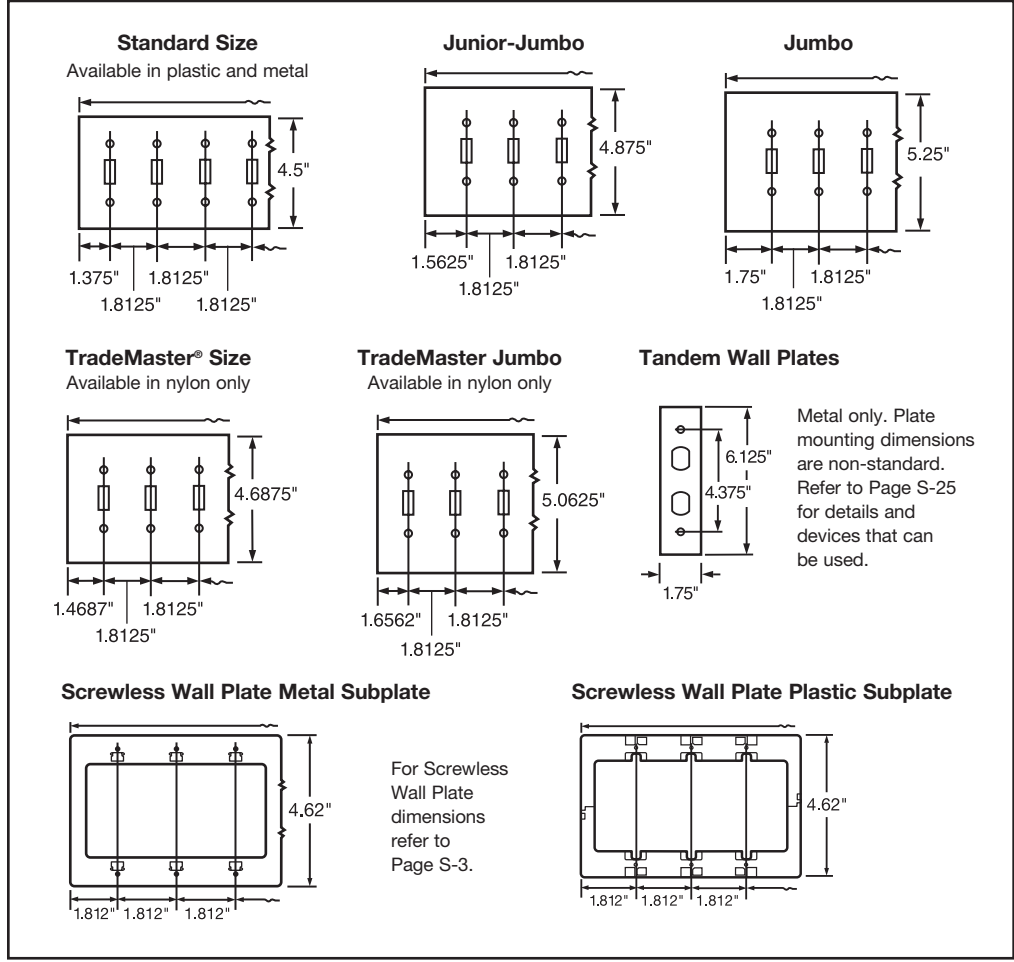


TP Plates



SW Plates

## Wall Plate Sizes



# Wall Plates & Specialties

## Decorative Finish Screwless Wall Plates

Polycarbonate


Pass & Seymour




One Gang  
Brushed Nickel



Two Gang  
Brushed Copper



Three Gang  
Stainless Steel




Four Gang  
Brass




One Gang  
Brushed Bronze



Two Gang  
Maple



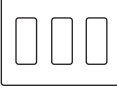
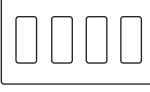


Three Gang  
Mahogany



Four Gang  
Walnut

NEW


Description	Color	Metal Subplate	Plastic Subplate
<b>Screwless Decorator Openings — subplate included</b>			
 <b>One Gang</b>	Brushed Nickel Brushed Copper Stainless Steel Brass Brushed Bronze Maple Mahogany Walnut	SW26BN SW26BC SW26SS SW26BR SW26BB SW26MA SW26MH SW26WA	SWP26BN SWP26BC SWP26SS SWP26BR SWP26BB SWP26MA SWP26MH SWP26WA
 <b>Two Gang</b>	Brushed Nickel Brushed Copper Stainless Steel Brass Brushed Bronze Maple Mahogany Walnut	SW262BN SW262BC SW262SS SW262BR SW262BB SW262MA SW262MH SW262WA	SWP262BN SWP262BC SWP262SS SWP262BR SWP262BB SWP262MA SWP262MH SWP262WA
 <b>Three Gang</b>	Brushed Nickel Brushed Copper Stainless Steel Brass Brushed Bronze Maple Mahogany Walnut	SW263BN SW263BC SW263SS SW263BR SW263BB SW263MA SW263MH SW263WA	SWP263BN SWP263BC SWP263SS SWP263BR SWP263BB SWP263MA SWP263MH SWP263WA
 <b>Four Gang</b>	Brushed Nickel Brushed Copper Stainless Steel Brass Brushed Bronze Maple Mahogany Walnut	SW264BN SW264BC SW264SS SW264BR SW264BB SW264MA SW264MH SW264WA	SWP264BN SWP264BC SWP264SS SWP264BR SWP264BB SWP264MA SWP264MH SWP264WA

For Screwless Wall Plate, Metal Subplate, and Plastic Subplate dimensions, see Page S-6.

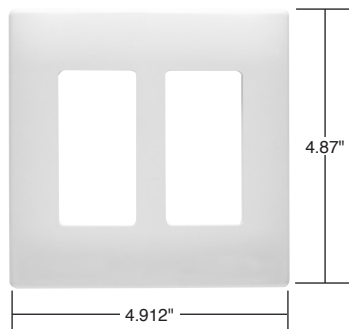


# Wall Plates Screwless Decorator Openings

Polycarbonate




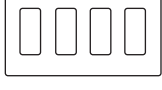
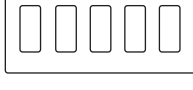
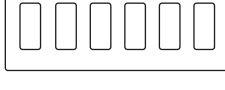


One Gang



Two Gang

Description	Height	Width
<b>Screwless Wall Plate Dimensions</b>		
One Gang	4.87"	3.10"
Two Gang	4.87"	4.912"
Three Gang	4.87"	6.724"
Four Gang	4.87"	8.536"
Five Gang	4.87"	10.348"
Six Gang	4.87"	12.16"

Description	Color	Metal Subplate	Plastic Subplate
<b>Screwless Decorator Openings — subplate included</b>			
 <b>One Gang</b>	Ivory White Brown Gray Black Light Almond	SW26I SW26W SW26 SW26GRY SW26BK SW26LA	SWP26I SWP26W SWP26 SWP26GRY SWP26BK SWP26LA
 <b>Two Gang</b>	Ivory White Brown Gray Black Light Almond	SW262I SW262W SW262 SW262GRY SW262BK SW262LA	SWP262I SWP262W SWP262 SWP262GRY SWP262BK SWP262LA
 <b>Three Gang</b>	Ivory White Brown Gray Black Light Almond	SW263I SW263W SW263 SW263GRY SW263BK SW263LA	SWP263I SWP263W SWP263 SWP263GRY SWP263BK SWP263LA
 <b>Four Gang</b>	Ivory White Brown Gray Black Light Almond	SW264I SW264W SW264 SW264GRY SW264BK SW264LA	SWP264I SWP264W SWP264 SWP264GRY SWP264BK SWP264LA
 <b>Five Gang</b>	Ivory White Brown Gray Black Light Almond	SW265I SW265W SW265 SW265GRY SW265BK SW265LA	
 <b>Six Gang</b>	Ivory White Brown Gray Black Light Almond	SW266I SW266W SW266 SW266GRY SW266BK SW266LA	




One Gang  
Metal Subplate



Two Gang  
Metal Subplate



One Gang  
Plastic Subplate



Two Gang  
Plastic Subplate









Description	Height	Width
<b>Screwless Subplate Dimensions</b>		
One Gang	4.62"	2.85"
Two Gang	4.62"	4.662"
Three Gang	4.62"	6.474"
Four Gang	4.62"	8.286"
Five Gang	4.62"	10.098"
Six Gang	4.62"	11.910"





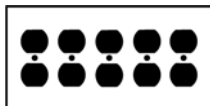


# Wall Plates Toggle Switch Openings

Standard Size Plastic & Metal

Pass & Seymour



Description	Color	Nylon	Thermoset	Metal	
		TradeMaster® Plates	Smooth	Material	Smooth
<b>Toggle Switch Openings</b>					
<b>One Gang</b> 	Ivory White Brown Gray Black Red Light Almond	TP1I TP1W TP1 TP1GRY TP1BK TP1RED TP1LA	SP1I SP1W SP1 SP1GRY  SP1LA	Aluminum Brass Polished Brass 430S/S 302S/S Brushed Bronze Chrome	SA1 SB1 SB1PB SL1 SS1 SB1BZ SB1CH
<b>Two Gang</b> 	Ivory White Brown Gray Black Red Light Almond	TP2I TP2W TP2 TP2GRY TP2BK TP2RED TP2LA	SP2I SP2W SP2 SP2GRY  SP2LA	Aluminum Brass Polished Brass 430S/S 302S/S Brushed Bronze Chrome	SA2 SB2 SB2PB SL2 SS2 SB2BZ SB2CH
<b>Three Gang</b> 	Ivory White Brown Gray Black Red Light Almond	TP3I TP3W TP3 TP3GRY TP3BK TP3RED TP3LA	SP3I SP3W SP3 SP3GRY  SP3LA	Aluminum Brass Polished Brass 430S/S 302S/S Brushed Bronze Chrome	SA3 SB3 SB3PB SL3 SS3 SB3BZ SB3CH
<b>Four Gang</b> 	Ivory White Brown Gray Black Red Light Almond	TP4I TP4W TP4 TP4GRY TP4BK TP4RED TP4LA	SP4I SP4W SP4 SP4GRY  SP4LA	Aluminum Brass Polished Brass 430S/S 302S/S	SA4 SB4 SB4PB SL4 SS4
<b>Five Gang</b> 	Ivory White Brown Gray Black Light Almond	TP5I TP5W TP5 TP5GRY TP5BK TP5LA	SP5I SP5W SP5 SP5GRY  SP5LA	Brass Polished Brass  302S/S	SB5 SB5PB  SS5
<b>Six Gang</b> 	Ivory White Brown Gray Black Light Almond	TP6I TP6W TP6 TP6GRY TP6BK TP6LA	SP6I SP6W  SP6GRY  SP6LA	Polished Brass  302S/S	SB6PB  SS6
<b>Seven Gang</b> 				302S/S 302S/S Painted Ivory 302S/S Painted White	SS601 SS601I SS601W
<b>Eight Gang</b> 				302S/S 302S/S Painted Ivory 302S/S Painted White	SS602 SS602I SS602W

Description	Color	Nylon	Thermoset	Metal	
		TradeMaster® Plates	Smooth	Material	Smooth
<b>Duplex Receptacle Openings</b>					
<b>One Gang</b> 	Ivory White Brown Gray Black Red Light Almond Blue Orange	TP81 TP8W TP8 TP8GRY TP8BK TP8RED TP8LA TP8BL TP8OR	SP81 SP8W SP8 SP8GRY  SP8LA	Aluminum Brass Polished Brass 430S/S 302S/S Brushed Bronze Chrome	SA8 SB8 SB8PB SL8 SS8 SB8BZ SB8CH
<b>Two Gang</b> 	Ivory White Brown Gray Black Red Light Almond Orange	TP821 TP82W TP82 TP82GRY TP82BK TP82RED TP82LA TP82OR	SP821 SP82W SP82 SP82GRY  SP82LA	Aluminum Brass Polished Brass 430S/S 302S/S Brushed Bronze Chrome	SA82 SB82 SB82PB SL82 SS82 SB82BZ SB82CH
<b>Three Gang</b> 	Ivory White Brown Gray Light Almond		SP831 SP83W SP83 SP83GRY SP83LA	Brass Polished Brass  302S/S	SB83 SB83PB  SS83
<b>Four Gang</b> 	Ivory White Brown Gray		SP841 SP84W SP84 SP84GRY	Polished Brass  302S/S	SB84PB  SS84
<b>Five Gang</b> 				302S/S	SS85
<b>Six Gang</b> 				302S/S	SS86
<b>Decorator Openings</b>					
<b>One Gang</b> 	Ivory White Brown Gray Black Red Light Almond Blue Orange	TP261 TP26W TP26 TP26GRY TP26BK TP26RED TP26LA TP26BL TP26OR	SP261 SP26W SP26 SP26GRY SP26BK  SP26LA	Aluminum Brass Polished Brass 430S/S 302S/S Brushed Bronze Chrome	SA26 SB26 SB26PB SL26 SS26 SB26BZ SB26CH










# Wall Plates Decorator Openings

Standard Size Plastic & Metal

Pass & Seymour





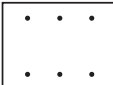
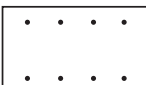

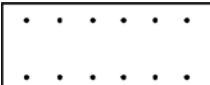
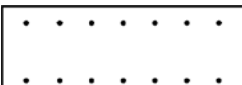
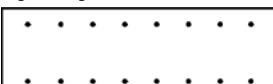
Description	Color	Nylon	Thermoset	Metal	
		TradeMaster® Plates	Smooth	Material	Smooth
<b>Decorator Openings</b>					
<b>Two Gang</b> 	Ivory White Brown Gray Black Red Light Almond Blue Orange	TP262I TP262W TP262 TP262GRY TP262BK TP262RED TP262LA TP262BL TP262OR	SP262I SP262W SP262 SP262GRY SP262BK  SP262LA	Aluminum Brass Polished Brass 430S/S 302S/S	SA262 SB262 SB262PB SL262 SS262
<b>Three Gang</b> 	Ivory White Brown Gray Black Red Light Almond	TP263I TP263W TP263 TP263GRY TP263BK TP263RED TP263LA	SP263I SP263W  SP263GRY SP263BK  SP263LA	Brass Polished Brass  302S/S	SB263 SB263PB  SS263
<b>Four Gang</b> 	Ivory White Brown Gray Black Red Light Almond	TP264I TP264W TP264 TP264GRY TP264BK TP264RED TP264LA	SP264I SP264W SP264 SP264GRY SP264BK  SP264LA	Brass Polished Brass  302S/S	SB264 SB264PB  SS264
<b>Five Gang</b> 	Ivory White Brown Gray Black Red Light Almond	TP265I TP265W TP265 TP265GRY TP265BK  TP265LA	SP265I SP265W  SP265GRY SP265BK SP265RED SP265LA	302S/S	SS265
<b>Six Gang</b> 	Ivory White Brown Gray Black Light Almond	TP266I TP266W TP266 TP266GRY TP266BK TP266LA	SP266I SP266W SP266 SP266GRY SP266BK SP266LA	302S/S	SS266
<b>Seven Gang</b> 				302S/S 302S/S Painted Ivory 302S/S Painted White	SS267 SS267I SS267W
<b>Eight Gang</b> 				302S/S 302S/S Painted Ivory 302S/S Painted White	SS268 SS268I SS268W

These products listed to UL514, Cover Plates for Flush-Mounted Wiring Devices, CSA Certified.



# Wall Plates Blank Plates – Box Mounted

Standard Size Plastic & Metal

Description	Color	Nylon	Thermoset	Metal	
		TradeMaster® Plates	Smooth	Material	Smooth
<b>Blank Plates – Box Mounted</b>					
<b>One Gang Blank – Box Mtd.</b> 	Ivory White Brown Gray Black Red Light Almond	TP13I TP13W TP13 TP13GRY TP13BK TP13RED TP13LA	SP13I SP13W SP13 SP13GRY  SP13LA	Aluminum Brass Polished Brass 430S/S 302S/S 302S/S (1/2" Screws) Brushed Bronze Chrome	SA13 SB13 SB13PB SL13 SS13 SS13.5 SB13BZ SB13CH
<b>Two Gang Blank – Box Mtd.</b> 	Ivory White Brown Gray Black Light Almond	TP23I TP23W TP23 TP23GRY TP23BK TP23LA	SP23I SP23W SP23 SP23GRY  SP23LA	Aluminum Brass Polished Brass 430S/S 302S/S 302S/S (1/2" Screws) Brushed Bronze Chrome	SA23 SB23 SB23PB SL23 SS23 SS23.5 SB23BZ SB23CH
<b>Three Gang Blank – Box Mtd.</b> 	Ivory White Brown Gray Light Almond		SP33I SP33W SP33 SP33GRY SP33LA	Polished Brass  302S/S 302S/S (1/2" Screws)	SB33PB  SS33 SS33.5
<b>Four Gang Blank – Box Mtd.</b> 	Ivory White Brown Gray		SP43I SP43W SP43 SP43GRY	302S/S	SS43
<b>Five Gang Blank – Box Mtd.</b> 				302S/S	SS53
<b>Six Gang Blank – Box Mtd.</b> 				302S/S	SS63
<b>Seven Gang Blank – Box Mtd.</b> 				302S/S	SS6013
<b>Eight Gang Blank – Box Mtd.</b> 				302S/S	SS6023



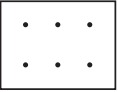

# Wall Plates

## Blank Plates – Strap Mounted

Standard Size Plastic & Metal

Pass & Seymour



Description	Color	Nylon	Thermoset	Metal	
		TradeMaster® Plates	Smooth	Material	Smooth
<b>Blank Plates – Strap Mounted with Adjustment Yoke</b>					
<b>One Gang Blank – Strap Mtd.</b> 	Ivory White Brown Gray Black Red Light Almond	TP14I TP14W TP14 TP14GRY TP14BK  TP14LA	SP14I SP14W SP14 SP14GRY SP14BK SP14RED SP14LA	Aluminum Brass 430S/S 302S/S 302S/S (1/2" Screws)	SA14 SB14 SL14 SS14 SS14.5
<b>Two Gang Blank – Strap Mtd.</b> 	Ivory White Brown Gray Black Red Light Almond	TP24I TP24W TP24 TP24GRY TP24BK  TP24LA	SP24I SP24W SP24 SP24GRY SP24BK SP24RED SP24LA	Aluminum Brass 430S/S 302S/S 302S/S (1/2" Screws)	SA24 SB24 SL24 SS24 SS24.5
<b>Three Gang Blank – Strap Mtd.</b> 	Ivory White Brown Gray		SP34I SP34W SP34 SP34GRY	302S/S	SS34
<b>Four Gang Blank – Strap Mtd.</b> 	Ivory White Brown Gray		SP44I SP44W SP44 SP44GRY	302S/S	SS44









Pass & Seymour



Wall Plates

Single Receptacle & Power Outlet Openings

Standard Size Plastic & Metal

Description	Color	Nylon	Thermoset	Metal	
		TradeMaster® Plates	Smooth	Material	Smooth
<b>Single Receptacle Openings</b>					
<b>One Gang</b> 	Ivory White Brown Gray Black Red Light Almond	TP7I TP7W TP7 TP7GRY TP7BK TP7RED TP7LA	SP7I SP7W SP7 SP7GRY  SP7LA	Aluminum Brass Polished Brass 430S/S 302S/S	SA7 SB7 SB7PB SL7 SS7
<b>Two Gang</b> 	Ivory White Brown		SP72I SP72W SP72	302S/S	SS72
<b>Three Gang</b> 				302S/S 302S/S Painted Ivory 302S/S Painted White 302S/S Painted Gray	SS73 SS73I SS73W SS73GRY
<b>Power Outlet Receptacle Openings – One Gang</b>					
 1.5938" hole for 1.5625" dia. device – 2 mtg. holes	Ivory White Brown Gray Light Almond	TP720I TP720W TP720 TP720GRY TP720LA	SP720I SP720W SP720 SP720GRY SP720LA	302S/S	SS720
 1.625" hole for 1.5938" dia. device – 2 mtg. holes				302S/S	SS721
 1.75" hole for 1.7186" dia. device-2 mtg. holes				302S/S	SS725
 2.125" hole for 2.094" dia. device – 2 mtg. holes				302S/S	SS723
 2.156" hole for 2.125" dia. device – 2 mtg. holes	Ivory White Brown Gray Black Light Almond	TP724I TP724W TP724 TP724GRY TP724BK TP724LA	384I  384	Chrome 302S/S	S384C SS724







# Wall Plates

## Power Outlet Receptacle Openings

Standard Size Plastic & Metal

Pass & Seymour



Description	Color	Nylon	Thermoset	Metal	
		TradeMaster® Plates	Smooth	Material	Smooth
<b>Power Outlet Receptacle Openings – Two Gang</b>					
 2.4688" hole for 2.375" dia. device – 4 mtg. holes				Chrome 302S/S	S3863C SS701
 2.1563" hole for 2.125" dia. device – 2 mtg. holes				302S/S	SS702
 2.1563" hole for 2.125" dia. device – 4 mtg. holes	Ivory White Brown Brown Gray Black Light Almond	TP703I  TP703W TP703  TP703GRY TP703BK TP703LA	SP703I 3862I  SP703 3862  SP703LA	Chrome 302S/S	S3862C SS703
 2.2813" hole for 2.125" dia. device – 4 mtg. holes				Aluminum  302S/S	SA716  SS716
 2.1563" hole for 2.125" dia. device – 4 mtg. holes				302S/S	SS705
 1.5938" hole for 1.5625" dia. device – 2 mtg. holes				302S/S	SS710

# Wall Plates Combination Openings

Standard Size Plastic & Metal





Description	Color	Nylon	Thermoset	Metal	
		TradeMaster® Plates	Smooth	Material	Smooth
<b>Toggle Switch &amp; Duplex Receptacle Openings</b>					
<b>Two Gang</b> 1 Toggle, 1 Duplex 	Ivory White Brown Gray Black Red Light Almond	TP18I TP18W TP18 TP18GRY TP18BK TP18RED TP18LA	SP18I SP18W SP18 SP18GRY  SP18LA	Brass Polished Brass  302S/S	SB18 SB18PB  SS18
<b>Three Gang</b> 2 Toggles, 1 Duplex 	Ivory White Brown Gray Black Red Light Almond	TP28I TP28W TP28 TP28GRY TP28BK TP28RED TP28LA	SP28I SP28W SP28 SP28GRY  SP28LA	Brass Polished Brass  302S/S	SB28 SB28PB  SS28
<b>Four Gang</b> 3 Toggles, 1 Duplex 	Ivory White Brown Gray Light Almond		SP38I SP38W SP38 SP38GRY SP38LA	Polished Brass  302S/S	SB38PB  SS38
<b>Five Gang</b> 4 Toggles, 1 Duplex 				302S/S 302S/S Painted Ivory 302S/S Painted White	SS48 SS48I SS48W
<b>Toggle Switch &amp; Decorator Openings</b>					
<b>Two Gang</b> 1 Toggle, 1 Decorator 	Ivory White Brown Gray Black Light Almond	TP126I TP126W TP126 TP126GRY TP126BK TP126LA	SP126I SP126W SP126 SP126GRY SP126BK SP126LA	Aluminum Brass Polished Brass  302S/S	SA126 SB126 SB126PB  SS126
<b>Three Gang</b> 2 Toggles, 1 Decorator 	Ivory White Brown Gray Light Almond Black	TP226I TP226W TP226 TP226GRY TP226LA TP226BK	SP226I SP226W SP226 SP226GRY SP226LA	302S/S	SS226
<b>Three Gang</b> 1 Toggle, 2 Decorator 	Ivory White Brown Gray Black Light Almond		SP1262I SP1262W SP1262 SP1262GRY SP1262BK SP1262LA	302S/S	SS1262
<b>Four Gang</b> 3 Toggles, 1 Decorator 	Ivory White Brown Gray Light Almond		SP326I SP326W SP326 SP326GRY SP326LA	302S/S	SS326

# Wall Plates Combination Openings

Standard Size Plastic & Metal










Pass & Seymour



Description		Nylon	Thermoset	Metal	
	Color	TradeMaster® Plates	Smooth	Material	Smooth
<b>Toggle Switch &amp; Decorator Openings (cont.)</b>					
<b>Four Gang</b> 2 Toggles, 2 Decorator 	Ivory White Brown Light Almond		SP2262I SP2262W SP2262 SP2262LA		
<b>Toggle Switch &amp; Blank Strap Mounted Openings</b>					
<b>Two Gang</b> 1 Toggle, 1 Blank 				302S/S	SS114
<b>Three Gang</b> 2 Toggles, 1 Blank 				302S/S	SS214
<b>Four Gang</b> 3 Toggles, 1 Blank 				302S/S	SS314

# Wall Plates Combination Openings

Standard Size Plastic & Metal

Description	Color	Nylon	Thermoset	Metal	
		TradeMaster® Plates	Smooth	Material	Smooth
<b>Two Gang Combination Openings</b>					
<b>Two Gang</b> 1 Toggle, 1 Single 	Ivory White Brown Gray		SP17I SP17W SP17 SP17GRY	302S/S	SS17
<b>Two Gang</b> Single/Duplex 	Ivory White Brown Gray		SP78I SP78W SP78 SP78GRY	Aluminum  302S/S	SA78  SS78
<b>Two Gang</b> Duplex/Decorator 	Ivory White Brown Gray Black Red Light Almond	TP826I TP826W TP826 TP826GRY TP826BK TP826RED TP826LA	SP826I SP826W SP826 SP826GRY  SP826LA	Polished Brass  302S/S	SB826PB  SS826
<b>Two Gang</b> Telephone/Toggle 	Ivory White Brown		SP112I SP112W SP112		
<b>Two Gang</b> Telephone/Duplex 	Ivory White Brown Gray		SP128I SP128W SP128 SP128GRY	302S/S	SS128
<b>Two Gang</b> Telephone/Blank (Strap Mtd) 	Ivory White		SP1214I SP1214W	302S/S	SS1214
<b>Two Gang</b> Telephone/Decorator 	Ivory White Brown		SP1226I SP1226W SP1226	302S/S	SS1226
<b>Two Gang</b> Blank (Box Mtd)/Duplex 	Ivory White Brown Gray Black Red Light Almond	TP138I TP138W TP138 TP138GRY TP138BK TP138RED TP138LA	SP138I SP138W SP138 SP138GRY	302S/S	SS138
<b>Two Gang</b> Toggle/Blank (Box Mtd) 	Ivory White Brown Gray Black Light Almond	TP113I TP113W TP113 TP113GRY TP113BK TP113LA		302S/S	SS113





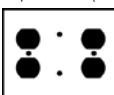

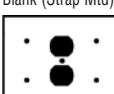



# Wall Plates Combination Openings

Standard Size Plastic & Metal

Pass & Seymour





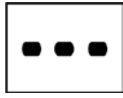






Description	Color	Nylon	Thermoset	Metal	
		TradeMaster® Plates	Smooth	Material	Smooth
<b>Two Gang Combination Openings (cont.)</b>					
<b>Two Gang</b> Blank (Strap Mtd)/Duplex 	Ivory White Brown Gray		SP148I SP148W SP148 SP148GRY	302S/S	SS148
<b>Two Gang</b> Blank (Strap Mtd)/Single 	Ivory White		SP147I SP147W	302S/S	SS147
<b>Two Gang</b> Blank (Strap Mtd)/Decorator 	Ivory White Brown Gray Light Almond		SP1426I SP1426W SP1426 SP1426GRY SP1426LA	302S/S	SS1426
<b>Three &amp; Four Gang Combination Openings</b>					
<b>Three Gang</b> Toggle/Duplex/Duplex 	Ivory White Brown Gray Light Almond		SP182I SP182W SP182 SP182GRY SP182LA	Polished Brass 302S/S	SB182PB SS182
<b>Three Gang</b> Duplex/Blank (Strap Mtd)/Duplex 				302S/S	SS8148
<b>Three Gang</b> Blank (Strap Mtd)/Toggle/Blank (Strap Mtd) 				302S/S	SS14114
<b>Three Gang</b> Blank (Strap Mtd)/Duplex/Blank (Strap Mtd) 				302S/S	SS14814
<b>Four Gang</b> 2 Toggles, 2 Duplex 				302S/S	SS282



# Wall Plates Despard® Openings

Standard Size Plastic & Metal

Despard Interchangeable Plate Supplied with Mounting Straps

Description	Color	Nylon	Thermoset	Metal	
		TradeMaster® Plates	Smooth	Material	Smooth
<b>One Horizontal Opening Per Gang</b>					
One Gang 	Ivory White Brown		K11 K1W K1	302S/S	SSK1
Two Gang 				302S/S	SSK12
Three Gang 				302S/S	SSK13
<b>Two Horizontal Openings Per Gang</b>					
One Gang 	Ivory White Brown		K21 K2W K2	302S/S	SSK2
Two Gang 				302S/S	SSK22
<b>Three Horizontal Openings Per Gang</b>					
One Gang 	Ivory White Brown		K31 K3W K3	302S/S	SSK3
Two Gang 				302S/S	SSK32
Three Gang 				302S/S	SSK33
<b>One Vertical Opening Per Gang</b>					
One Gang 	Ivory White Brown		K41 K4W K4		

See Page T-11 for Devices.






# Wall Plates



## Two Gang with Center Opening

Standard Size Metal

Pass & Seymour







Description	Color	Nylon	Thermoset	Metal	
		TradeMaster® Plates	Smooth	Material	Smooth
<b>Two Gang with Center Opening</b>					
Toggle Switch 				302S/S	SS740
Blank-Box Mount 				302S/S	SS743
Decorator 				302S/S	SS746
Single Receptacle 				302S/S	SS747
Duplex Receptacle 				302S/S	SS748

<b>KL Series Locking Switch Plates</b>					
One Gang  .906 diameter Reference Page A-3 for device				302S/S	SS717
Two Gang  .906 diameter Reference Page A-3 for device				302S/S	SS727

# Wall Plates

## Louwer & Bipler/Tripler Openings

Standard Size Metal

Description	Color	Nylon	Thermoset	Metal	
		TradeMaster® Plates	Smooth	Material	Smooth
<b>Louwer Plates</b>					
<b>One Gang</b> Horizontal 				Brass 302S/S 302S/S Painted Ivory 302S/S Painted White 302S/S Painted Light Almond	SB760 SS760 SS760I SS760W SS760LA
<b>One Gang</b> Vertical 				Brass 302S/S 302S/S Painted Ivory 302S/S Painted White 302S/S Painted Brown 302S/S Painted Gray 302S/S Painted Light Almond	SB771 SS771 SS771I SS771W SS771X SS771GRY SS771LA
<b>Two Gang</b> Vertical 				302S/S	SS772
<b>Bipler/Tripler Receptacle</b>					
<b>One Gang</b> 1 Bipler/Tripler 				302S/S	SS9

# Wall Plates Toggle Switch, Duplex & Single Receptacle Openings




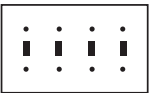




Junior-Jumbo & Jumbo Plastic & Metal

**Pass & Seymour**



Wall Plates & Specialties

Toggle, Duplex & Single Recept. Openings

Description	Color	Nylon	Thermoset		Metal		
		TradeMaster® Jumbo	Junior-Jumbo	Jumbo	Material	Junior-Jumbo	Jumbo
			Smooth	Smooth		Smooth	Smooth
<b>Toggle Switch Openings</b>							
<b>One Gang</b> 	Ivory White Brown Gray Light Almond	TPJ1I TPJ1W TPJ1 TPJ1GRY TPJ1LA	SPJ1I SPJ1W SPJ1  SPJ1LA	SPO1I SPO1W SPO1	Brass 302S/S	SBJ1 SSJ1	SB01 SS01
<b>Two Gang</b> 	Ivory White Brown Gray Light Almond	TPJ2I TPJ2W TPJ2 TPJ2GRY TPJ2LA	SPJ2I SPJ2W SPJ2  SPJ2LA	SPO2I SPO2W SPO2	Brass 302S/S	SBJ2 SSJ2	SS02
<b>Three Gang</b> 	Ivory White Brown Gray Light Almond	TPJ3I TPJ3W TPJ3 TPJ3GRY TPJ3LA	SPJ3I SPJ3W SPJ3  SPJ3LA		302S/S	SSJ3	SS03
<b>Four Gang</b> 	Ivory White Brown Gray Light Almond	TPJ4I TPJ4W TPJ4 TPJ4GRY TPJ4LA	SPJ4I SPJ4W SPJ4  SPJ4LA		302S/S		SS04
<b>Duplex Receptacle Openings</b>							
<b>One Gang</b> 	Ivory White Brown Gray Light Almond	TPJ8I TPJ8W TPJ8 TPJ8GRY TPJ8LA	SPJ8I SPJ8W SPJ8  SPJ8LA	SPO8I SPO8W SPO8  SPO8LA	Brass 302S/S	SBJ8 SSJ8	SB08 SS08
<b>Two Gang</b> 	Ivory White Brown Gray Light Almond	TPJ82I TPJ82W TPJ82 TPJ82GRY TPJ82LA	SPJ82I SPJ82W SPJ82 SPJ82GRY SPJ82LA	SPO82I SPO82W SPO82	302S/S	SSJ82	SS082
<b>Three Gang</b> 					302S/S		SS083
<b>Single Receptacle Openings</b>							
<b>One Gang</b> 	Ivory White Brown Gray Light Almond	TPJ7I TPJ7W TPJ7 TPJ7GRY TPJ7LA	SPJ7I SPJ7W SPJ7  SPJ7LA		302S/S	SSJ7	SS07

These products listed to UL514, Cover Plates for Flush-Mounted Wiring Devices, CSA Certified.

# Wall Plates Decorator Openings & Blank Plates

Junior-Jumbo & Jumbo Plastic & Metal









Description	Color	Nylon	Thermoset		Metal		
		TradeMaster® Jumbo	Junior-Jumbo	Jumbo	Material	Junior-Jumbo	Jumbo
			Smooth	Smooth		Smooth	Smooth
<b>Decorator Openings</b>							
<b>One Gang</b> 	Ivory White Brown Gray Red Light Almond	TPJ26I TPJ26W TPJ26 TPJ26GRY TPJ26RED TPJ26LA	SPJ26I SPJ26W SPJ26	SPO26I SPO26W SPO26	Brass 302S/S	SBJ26 SSJ26	SBO26 SSO26
<b>Two Gang</b> 	Ivory White Brown Gray Light Almond	TPJ262I TPJ262W TPJ262 TPJ262GRY TPJ262LA	SPJ262I SPJ262W SPJ262	SPO262I SPO262W SPO262	302S/S	SSJ262	SSO262
<b>Three Gang</b> 	Ivory White Brown Gray Light Almond	TPJ263I TPJ263W TPJ263 TPJ263GRY TPJ263LA	SPJ263I SPJ263W SPJ263		302S/S	SSJ263	
<b>Four Gang</b> 	Ivory White Brown Gray Light Almond	TPJ264I TPJ264W TPJ264 TPJ264GRY TPJ264LA	SPJ264I SPJ264W SPJ264				
<b>Blank Plates – Box &amp; Strap Mounted</b>							
<b>One Gang Blank – Box Mtd.</b> 	Ivory White Brown Gray Light Almond	TPJ13I TPJ13W TPJ13 TPJ13GRY TPJ13LA	SPJ13I SPJ13W SPJ13	SPO13I SPO13W SPO13	302S/S	SSJ13	SSO13
<b>Two Gang Blank – Box Mtd.</b> 	Ivory White Brown			SPO23I SPO23W SPO23	302S/S		SSO23
<b>Three Gang Blank – Box Mtd.</b> 					302S/S		SSO33
<b>One Gang Blank – Strap Mtd.</b> 					302S/S		SSO14
<b>Two Gang Blank – Strap Mtd.</b> 					302S/S		SSO24
<b>Three Gang Blank – Strap Mtd.</b> 					302S/S		SSO34

# Wall Plates Combination Openings






Junior-Jumbo & Jumbo Plastic & Metal

Pass & Seymour








Description	Color	Nylon	Thermoset		Metal		
		TradeMaster® Jumbo	Junior-Jumbo	Jumbo	Material	Junior-Jumbo	Jumbo
			Smooth	Smooth		Smooth	Smooth
<b>Two Gang Combination Openings</b>							
<b>Two Gang</b> Toggle/Duplex 	Ivory White Brown Gray Light Almond	TPJ18I TPJ18W TPJ18 TPJ18GRY TPJ18LA	SPJ18I SPJ18W SPJ18 SPJ18LA	SPO18I SPO18W SPO18	302S/S	SSJ18	SSO18
<b>Two Gang</b> Toggle/Decorator 	Ivory White Brown Gray Light Almond	TPJ126I TPJ126W TPJ126 TPJ126GRY TPJ126LA	SPJ126I SPJ126W SPJ126 SPJ126LA		302S/S	SSJ126	SSO126
<b>Two Gang</b> Toggle/Blank (Strap Mtd) Supplied with 340 Yoke 					302S/S		SSO114
<b>Two Gang</b> Toggle/Blank (Box Mtd) 	Ivory White Brown Gray Light Almond	TPJ113I TPJ113W TPJ113 TPJ113GRY TPJ113LA	SPJ113I SPJ113W SPJ113	SPO113I SPO113			
<b>Two Gang</b> Blank (Box Mtd)/Duplex 	Ivory White Brown		SPJ138I SPJ138W SPJ138	SPO138I SPO138	302S/S		SSO138
<b>Two Gang</b> Duplex/Decorator 	Ivory White Brown Gray Light Almond	TPJ826I TPJ826W TPJ826 TPJ826GRY TPJ826LA	SPJ826I SPJ826W SPJ826LA				
<b>Two Gang</b> Blank/Decorator  ** strap mounted * box mounted	Ivory White Brown		SPJ1426I** SPJ1426W** SPJ1426**	SPO1326I* SPO1326W* SPO1326*			
<b>Three Gang</b> 2 Toggles/Duplex 					302S/S		SSO28

Thermoplastic

Description	Semi-Jumbo	
	Color	Smooth Nylon
<b>Sectional Wall Plates – End Sections</b>		
<b>Toggle Switch</b> 	Ivory White Light Almond	PJSE1I PJSE1W PJSE1LA
<b>Duplex Receptacle</b> 	Ivory White Light Almond	PJSE8I PJSE8W PJSE8LA
<b>Single Receptacle</b> 	Ivory White Light Almond	PJSE7I PJSE7W PJSE7LA
<b>Blank, Strap Mounted</b> supplied with #340 Yoke 	Ivory White Light Almond	PJSE14I PJSE14W PJSE14LA
<b>Decorator</b> 	Ivory White Light Almond	PJSE26I PJSE26W PJSE26LA

Thermoplastic

Description	Semi-Jumbo	
	Color	Smooth Nylon
<b>Sectional Wall Plates – Center Sections</b>		
<b>Toggle Switch</b> 	Ivory White Light Almond	PJSC1I PJSC1W PJSC1LA
<b>Duplex Receptacle</b> 	Ivory White Light Almond	PJSC8I PJSC8W PJSC8LA
<b>Single Receptacle</b> 	Ivory White Light Almond	PJSC7I PJSC7W PJSC7LA
<b>Blank, Strap Mounted</b> supplied with #340 Yoke 	Ivory White Light Almond	PJSC14I PJSC14W PJSC14LA
<b>Decorator</b> 	Ivory White Light Almond	PJSC26I PJSC26W PJSC26LA

3rd Party Compliance.  
Reference Page S-4 for Features and Dimensions on Sectional Wall Plates.




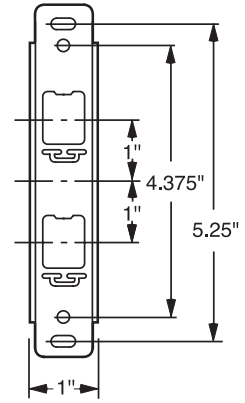
# Wall Plates Tandem & Handy Box Plates

Pass & Seymour








Features	
<ul style="list-style-type: none"> <li>Tandem wall plates are ideal for curtain wall and movable partitions or wherever limited wiring exists.</li> </ul>	<ul style="list-style-type: none"> <li>Note: Write factory for availability of other tandem sizes, materials, and openings.</li> </ul>

Description	Material	Catalog Number
<b>Tandem Wall Plates</b>		
1-3/4" W x 6-1/8" H 2 Vertical Devices Supplied with #342 Strap 	302S/S	SSTK424



342 Strap

Features	
<ul style="list-style-type: none"> <li>Handy Box Plates give a finished appearance and style to surface mounted boxes.</li> <li>Available in the five most-used openings, they have a bright corrosion-resistant zinc-plated finish.</li> </ul>	<ul style="list-style-type: none"> <li>Plate conceals rough edge of box.</li> </ul>

Description	Material	Catalog Number
<b>Galvanized Steel Handy Box Plates</b>		
<b>One Gang</b> Toggle Switch 	Plated	SH1
<b>One Gang</b> Single Receptacle 	Plated	SH7
<b>One Gang</b> Duplex Receptacle 	Plated	SH8
<b>One Gang</b> Blank (Box Mounted) 	Plated	SH13
<b>One Gang</b> Decorator/GFCI 	Plated	SH26

# Wall Plates Narrow Metal

Made to Order – Consult factory for price and availability

Made to Order Wall Plates							
		1-3/8"	1-1/2"	1-11/16"	1-3/4"	2"	2-1/2"
Description	Material	Catalog Numbers					
Toggle Switch	Aluminum 302S/S	SAN11 SSN11			SAN14 SSN14	SSN15	
Telephone Outlet 13/32" Hole – Box Mounted	302S/S						SSN117
Telephone Outlet 13/32" Hole – Strap Mounted	302S/S	SSN121					
Blank Strap Mounted, 1 #340 Yoke	Aluminum 302S/S		SSN142		SAN144 SSN144		
Duplex Receptacle	Aluminum 302S/S					SAN85 SSN85	
1 Despard® Interchangeable Horizontal Opening Supplied With #348 Mounting Strap	Aluminum 302S/S				SANK14 SSNK14		
2 Despard Interchangeable Horizontal Openings Supplied With #348 Mounting Strap	Aluminum 302S/S				SANK24 SSNK24		
3 Despard Interchangeable Horizontal Openings Supplied With #348 Mounting Strap	302S/S				SSNK34		
1 Despard Interchangeable Vertical Opening Supplied With #347 Mounting Strap	Aluminum 302S/S	SANK41 SSNK41			SANK43 SSNK43	SANK44 SSNK44	
1 Despard Interchangeable Vertical Opening Device Mounted Use with #347 Strap	Aluminum 302S/S	SANK51 SSNK51			SANK53 SSNK53	SANK54 SSNK54	

Note: All narrow plates are 4-1/2" high.

# Wall Plates Dustproof Stainless Steel Covers

Specification Grade

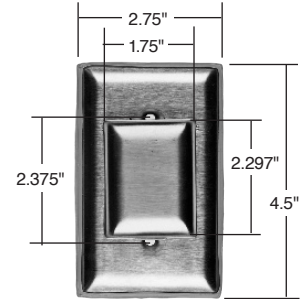
Pass & Seymour



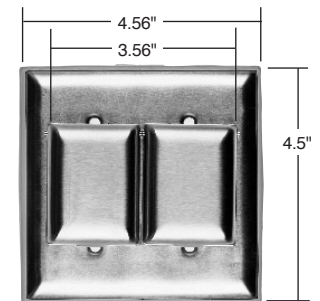
Stainless Steel Covers are dustproof only and do not meet NEC 406.8(A) or (B).

Features	
<ul style="list-style-type: none"> <li>Exclusive – Spec-grade stainless steel dust covers.</li> <li>Ideal for hard-use and corrosive applications.</li> </ul>	<ul style="list-style-type: none"> <li>Aesthetically pleasing.</li> </ul>

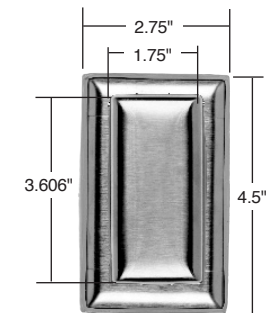
Catalog Number	Description	3rd Party Compliance	
		UL	SP
<b>Dustproof Stainless Steel Covers</b>			
	<b>WP1</b> 1 Toggle Switch 1 Small Cover, Vertical 1 Gang Plate Available for Four Screw Mount – add suffix -FS	•	•
	<b>WP2</b> 2 Toggle Switches 2 Small Covers, Vertical 2 Gang Plate	•	•
	<b>WP7</b> 1 Single Receptacle 1 Small Cover, Vertical 1 Gang Plate Available for Four Screw Mount – add suffix -FS	•	•
	<b>WP8</b> 1 Duplex Receptacle 1 Long Cover, Vertical 1 Gang Plate	•	•
	<b>WPH8</b> 1 Duplex Receptacle 1 Long Cover, Horizontal 1 Gang Plate	•	•
	<b>WPD8</b> 1 Duplex Receptacle 2 Small Covers, Horizontal 1 Gang Plate	•	•
	<b>WP26</b> 1 Decorator/GFCI 1 Long Cover, Vertical 1 Gang Plate	•	•
	<b>WPH26</b> 1 Decorator/GFCI 1 Long Cover, Horizontal 1 Gang Plate	•	•
<b>Dustproof Locking Stainless Steel Covers</b>			
	<b>WPH1L</b> Toggle Opening Horizontal	•	•
	<b>WPH7L</b> Single Receptacle Opening Horizontal	•	•
	<b>WPH8L</b> Duplex Receptacle Opening Horizontal	•	•
	<b>WP26L</b> Decorator/GFCI Vertical	•	•




WP1  
WP7




WP2




WP8  
WP26



WP26L



WPH1L, WPH7L



WPH8, WPH26

**Catalog Number WP255K.**  
Replacement key for all  
Dustproof Locking Covers.  
(Two keys furnished with  
each unit.)

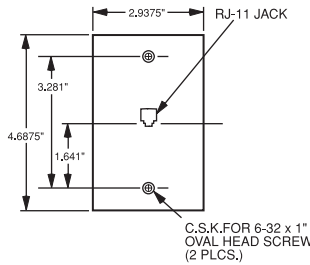
**Note: All locks  
keyed the same.**

For Weatherproof Stainless Steel Covers, see Page R-14.

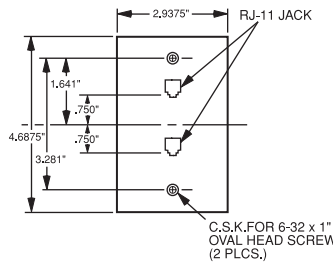


# Wall Plates Communication Devices

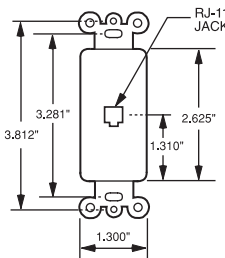
Telephone Wiring Devices



TPTE1



TPTE2



26TE14  
26TE16

Features	
<ul style="list-style-type: none"> <li>■ RJ11 modular jack.</li> <li>■ Mar-resistant wall plate.</li> <li>■ Wall plate dimension is Standard size.</li> </ul>	<ul style="list-style-type: none"> <li>■ Fits standard size single gang electrical box.</li> <li>■ Meets FCC Part 68 requirements.</li> </ul>

Catalog Number	Color	Configuration	3rd Party Compliance
			UL1863
<b>Single Gang Opening Modular Telephone Jack with Wall Plate</b>			
TPTE1I	Ivory	4 Conductor	
TPTE1W	White	4 Conductor	
TPTE1	Brown	4 Conductor	
TPTE1GRY	Gray	4 Conductor	
TPTE1BK	Black	4 Conductor	
TPTE1LA	Light Almond	4 Conductor	
<b>Single Gang, Two Modular RJ11 Telephone Jacks with Wall Plate</b>			
TPTE2I	Ivory	4 Conductor	
TPTE2W	White	4 Conductor	
TPTE2	Brown	4 Conductor	
TPTE2BK	Black	4 Conductor	
TPTE2LA	Light Almond	4 Conductor	

Features	
<ul style="list-style-type: none"> <li>■ Decorator-style rectangular design.</li> <li>■ RJ11 modular jack.</li> <li>■ Fits standard single gang electrical box.</li> <li>■ May be used in multigang applications.</li> </ul>	<ul style="list-style-type: none"> <li>■ Face constructed of high-impact thermoplastic.</li> <li>■ Brass terminals with nickel-plated steel screws and washers.</li> <li>■ Meets FCC Part 68 requirements.</li> </ul>

Catalog Number	Color	Configuration	3rd Party Compliance
			UL1863
<b>Decorator Modular Jack</b>			
Single Gang, 1 Opening Modular Jack			
26TE14I	Ivory	4 Conductor	•
26TE14W	White	4 Conductor	•
26TE14LA	Light Almond	4 Conductor	•
26TE16I	Ivory	6 Conductor	•
26TE16W	White	6 Conductor	•

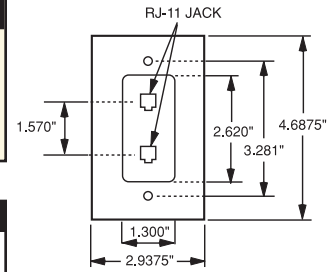
# Wall Plates Communication Devices

Telephone Wiring Devices

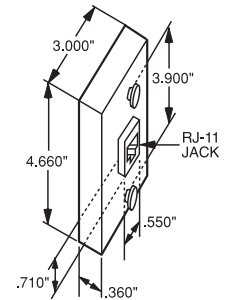
Pass & Seymour



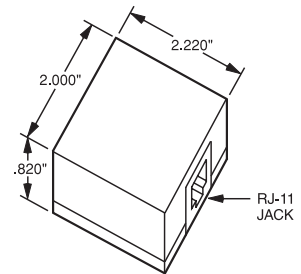
Features	
<ul style="list-style-type: none"> <li>One piece molded plate Decorator outline.</li> <li>Two RJ11 modular jacks.</li> <li>Fits standard single gang electrical box.</li> <li>Face constructed of high-impact thermoplastic.</li> </ul>	<ul style="list-style-type: none"> <li>Brass terminals with nickel-plated steel screws and washers.</li> <li>Wall plate dimension is standard size.</li> <li>Meets FCC Part 68 requirements.</li> </ul>



26TE24



WMTE14



SMTE14

Catalog Number	Color	Configuration	3rd Party Compliance	
			UL	UL1863
<b>Decorator Duplex Modular Jack with Smooth Plate</b>				
Single Gang, 2 Openings				
26TE24I	Ivory	4 Conductor		•
26TE24W	White	4 Conductor		•
26TE24LA	Light Almond	4 Conductor		•
26TE26I	Ivory	6 Conductor		•
26TE26W	White	6 Conductor		•

Features	
<ul style="list-style-type: none"> <li>RJ-11 modular jack.</li> <li>High-impact thermoplastic face plate and back body.</li> </ul>	<ul style="list-style-type: none"> <li>Nickel-plated steel screw terminals.</li> <li>Zinc-plated mounting lugs.</li> </ul>

Catalog Number	Color	Configuration	3rd Party Compliance	
			UL	UL1863
<b>Modular Wall Mount Telephone Jack for Hanging Phones</b>				
WMTE14I	Ivory	4 Conductor		•
WMTE14W	White	4 Conductor		•
WMTE14LA	Light Almond	4 Conductor		•

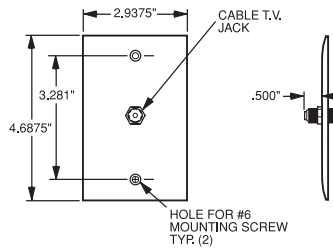
Features	
<ul style="list-style-type: none"> <li>Nickel-plated steel screws and washers.</li> <li>Brass terminals.</li> <li>Comes with mounting screws and adhesive pad.</li> </ul>	<ul style="list-style-type: none"> <li>Snap-on cover and base constructed of high-impact thermoplastic.</li> </ul>

Catalog Number	Color	Configuration	3rd Party Compliance	
			UL	UL1863
<b>Surface Mount Modular RJ-11 Telephone Jack</b>				
SMTE14I	Ivory	4 Conductor		•

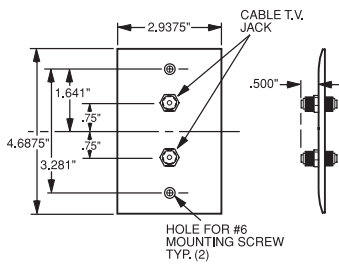


# Wall Plates Communication Devices

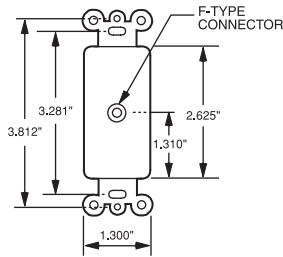
Telephone & CATV Wiring Devices



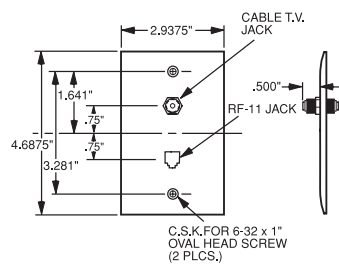
TPCATV



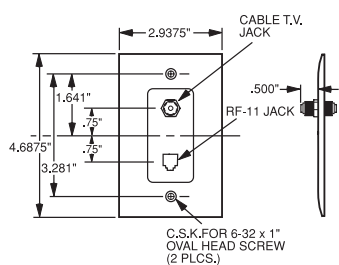
TPCATV2



26CATV



TPTELTV



26TELVCC10

Features	
<ul style="list-style-type: none"> <li>Mar-resistant wall plate.</li> <li>Fits standard size single gang electrical box.</li> <li>Wall plate dimension is Standard size.</li> </ul>	<ul style="list-style-type: none"> <li>Nickel-plated steel.</li> <li>Connector is threaded at each end.</li> </ul>

Catalog Number	Color	Configuration	3rd Party Compliance
			UL1863
<b>"F" Type with One Coaxial Connector &amp; Wall Plate, Single Gang</b>			
TPCATVI	Ivory	F-type COAX Connector	•
TPCATVW	White	F-type COAX Connector	•
TPCATV	Brown	F-type COAX Connector	•
TPCATVBK	Black	F-type COAX Connector	•
TPCATVLA	Light Almond	F-type COAX Connector	•
<b>"F" Type with Two Coaxial Connectors &amp; Wall Plate, Single Gang</b>			
TPCATV2I	Ivory	2 F-type COAX Connectors	•
TPCATV2W	White	2 F-type COAX Connectors	•
TPCATV2	Brown	2 F-type COAX Connectors	•
TPCATV2BK	Black	2 F-type COAX Connectors	•
TPCATV2LA	Light Almond	2 F-type COAX Connectors	•

Features	
<ul style="list-style-type: none"> <li>Decorator outline.</li> <li>Face constructed of high-impact thermoplastic.</li> <li>Zinc-plated steel strap.</li> </ul>	<ul style="list-style-type: none"> <li>Nickel-plated "F" type connector.</li> <li>Threaded on each end.</li> </ul>

Catalog Number	Color	Configuration	3rd Party Compliance
			UL1863
<b>Decorator "F" Type Coaxial Connector</b>			
Single Gang with 1 COAX Connector			
26CATVI	Ivory	F-type COAX Connector	•
26CATVW	White	F-type COAX Connector	•
26CATVLA	Light Almond	F-type COAX Connector	•

Features	
<ul style="list-style-type: none"> <li>Decorator outline.</li> <li>RJ11 modular jack.</li> <li>Face constructed of high-impact thermoplastic.</li> </ul>	<ul style="list-style-type: none"> <li>Zinc-plated steel strap.</li> <li>Nickel-plated "F" type connector.</li> <li>Threaded on each end.</li> </ul>

Catalog Number	Color	Configuration	3rd Party Compliance
			UL1863
<b>Combination Coaxial Connector &amp; Telephone Jack</b>			
TPTELTVI	Ivory	F-type COAX Connector with	•
TPTELTVW	White	4 Conductor RJ-11 jack	•
TPTELTV	Brown		•
TPTELTVBK	Black		•
TPTELTVLA	Light Almond		•
26TELVICC10	Ivory	Same as TPTELTV with	•
26TELVWCC10	White	one-piece molded plate	•
26TELVLACC10	Light Almond	Decorator outline.	•









These products listed to UL514, Cover Plates for Flush-Mounted Wiring Devices, CSA Certified.

# Wall Plates Communication Plates







Standard Size Plastic & Metal

Pass & Seymour



Description	Color	Nylon	Thermoset	Metal	
		TradeMaster® Plates	Smooth	Material	Smooth
<b>Telephone or Cable Outlet 13/32" Hole, Box Mounted</b>					
 <b>One Gang</b> 1 Outlet  (Metal plates have removable 13/32" I.D. grommet in 17/32" hole.)	Ivory	TP11I	SP11I	Brass 302S/S	SB11
	White	TP11W	SP11W		SS11
	Brown	TP11	SP11		
	Gray	TP11GRY			
	Black	TP11BK			
	Red	TP11RED			
	Light Almond	TP11LA			
 <b>Two Gang</b> 2 Outlets	Ivory		SP21I	302S/S	SS21
	White		SP21W		
	Gray		SP21GRY		
<b>Telephone or Cable Outlet 13/32" Hole, Strap Mounted, With Adjustment Yoke</b>					
 <b>One Gang</b> 1 Outlet 1 #340 Yoke  (Metal plates have removable 13/32" I.D. grommet in 17/32" hole.)	Ivory	TP12I	SP12I	Brass	SB12
	White	TP12W	SP12W		SL12
	Brown	TP12	SP12	430S/S	SS12
	Gray	TP12GRY		302S/S	
	Black	TP12BK	SP12BK		
	Red		SP12RED		
	Light Almond	TP12LA	SP12LA		
 <b>Two Gang</b> 2 Outlets				302S/S	SS22
				302S/S Painted Ivory	SS22I
				302S/S Painted White	SS22W
				302S/S Painted Gray	SS22GRY
<b>Telephone or Cable Outlet 5/8" Hole, Strap Mounted</b>					
 <b>One Gang</b> 1 Outlet 1 #340 Yoke  (Metal plates have removable 5/8" I.D. grommet in 7/8" hole.)				302S/S	SS730
<b>Telephone or Cable Outlet 13/32" Hole With Knockout, Strap Mounted</b>					
 <b>One Gang</b> 1 Outlet 1 #340 Yoke	Ivory		SP732I		
	White		SP732W		
	Brown		SP732		
	Gray		SP732GRY		
<b>Telephone or Cable Outlet 5/8" ID, Box Mounted</b>					
 <b>One Gang</b> 1 Outlet	Ivory	TP60I	SP60I	NEW	
	White	TP60W	SP60W		NEW
	Brown		SP60	NEW	
	Black		SP60BK	NEW	
	Light Almond	TP60LA	SP60LA	NEW	
<b>Telephone or Cable Outlet 1 1/4" Hole, Strap Mounted</b>					
 <b>One Gang</b> 1 Outlet Supplied With #340 Yoke				302S/S	SS736

# Wall Plates Communication Plates

Description	Metal	
	Material	Smooth
<b>Horizontal-Split Wall Plates for Television or Cable Lead-In*</b>		
 <p><b>One Gang</b> 1 Outlet</p> <p>Box Mounted. Removable 13/32" I.D. grommet in 1/2" hole.</p>	302S/S	SS751
 <p><b>One Gang</b> 1 Outlet Supplied With #340 Yoke</p> <p>Strap Mounted. Removable 13/32" I.D. grommet in 17/32" hole.</p>	302S/S	SS752
 <p><b>One Gang</b> 1 Outlet</p> <p>Box Mounted. Removable 5/8" I.D. grommet in 7/8" hole.</p>	302S/S	SS753
 <p><b>One Gang</b> 1 Outlet Supplied With #340 Yoke</p> <p>Strap Mounted. Removable 5/8" I.D. grommet in 7/8" hole.</p>	302S/S	SS754
 <p><b>Two Gang</b> 1 Centered Outlet</p> <p>(Also Furnished for Strap Mounting Cat. # <b>SS786</b> with 2 #340 Yokes. Box Mounted. Removable 13/32" I.D. grommet in 17/32" hole.)</p>	302S/S**	SS785
 <p><b>Two Gang</b> 1 Centered Outlet</p> <p>(Also Furnished for Strap Mounting Cat. # <b>SS788</b> with 2 #340 Yokes. Box Mounted. Removable 5/8" I.D. grommet in 7/8" hole.)</p>	302S/S**	SS787

\* For telephone, security systems, FM and cable TV antennas or wherever cable interconnections are required.









\*\* Strap Mounted with 2 #340 Yokes.





# Wall Plates Communication Plates

Pass & Seymour



Description	Thermoset		Metal	
	Color	Smooth	Material	Smooth
<b>Two Gang with Centered Openings**</b>				
 <b>1 Centered Outlet</b> Box Mounted			302S/S	SS741
 <b>1 Centered Outlet</b> Strap Mounted Supplied with #340 Yoke			302S/S	SS742
<b>Computer Jack Plates for RS-232 Connectors**</b>				
 <b>One Gang</b> One Jack Opening			302S/S	SS791
 <b>One Gang</b> Two Jack Opening			302S/S	SS792
<b>Standard Combination Two Gang*</b>				
 <b>Two Gang</b> Telephone/Duplex	Ivory White Brown Gray	SP128I SP128W SP128 SP128GRY	302S/S	SS128
 <b>Two Gang</b> Telephone/Blank (Strap Mtd)	Ivory White	SP1214I SP1214W	302S/S	SS1214
 <b>Two Gang</b> Telephone/Decorator	Ivory White Brown	SP1226I SP1226W SP1226	302S/S	SS1226
 <b>Two Gang</b> Telephone/Toggle	Ivory White Brown	SP112I SP112W SP112		

\* Has 13/32" and 5/8" double knockout.

Description	Thermoset		Metal	
	Junior-Jumbo		Jumbo	
	Color	Smooth	Material	Smooth
<b>Telephone/Cable Outlet**</b>				
 <b>One Gang</b> 1 Outlet  (Metal plates have removable 13/32" I.D. grommet in 17/32" hole.)	Ivory White Brown Light Almond	SPJ11I SPJ11W SPJ11 SPJ11LA	302S/S	SS011
<b>Telephone/Cable Outlet**</b>				
 <b>One Gang</b> 1 Outlet Supplied with #340 Yoke			302S/S	SS012

\*\*These products listed to UL514, Cover Plates for Flush-Mounted Wiring Devices, CSA Certified.

# Specialties Mounting Straps, Yokes & Jewels

Description	Finish	Color	Catalog Number	Dimensions
<b>Mounting Straps &amp; Yokes</b>				
Mounting strap for dimmer insert. Box mounted. Change from decorator to toggle opening.	Painted Steel	Ivory White Brown Light Almond	<b>327I</b> <b>327W</b> <b>327</b> <b>327LA</b>	
Mounting strap for blank insert. Box mounted. Changes decorator opening to blank.	Painted Steel	Ivory White Brown Light Almond	<b>326I</b> <b>326W</b> <b>326</b> <b>326LA</b>	
Tandem mounting strap with two vertical openings. Plate screw hole spacing 4-3/8".	Bright Zinc		<b>342</b>	
Mounting strap with three horizontal openings. Plate screw hole spacing 3-13/16". Box mounted.	Bright Zinc		<b>348</b>	
Mounting strap with single vertical opening. Plate screw hole spacing 3-13/16". Box mounted.	Bright Zinc		<b>347</b>	
Adjustment yoke for strap mounted telephone and blank wall plates. Slots 3-9/32" C to C. Plate screw holes 2-3/8" C to C. Box mounted.	Bright Zinc		<b>340</b>	
Mounting strap for blank insert. Changes toggle opening to blank, box mounted.	Thermoset	Ivory White Light Almond	<b>80700I</b> <b>80700W</b> <b>80700LA</b>	<b>80700-I</b>

Description	Jewel Color	Catalog Number	Jewels		Jewels Shown with Wall Plates
			Front View	Side View	
<b>Plastic Jewels – For Toggle Switch Openings (Style #1)</b>					
Rectangular acrylic plastic warning light jewel for toggle switch plates with holding ring. Red Jewel Standard.	Red Green White	<b>406RED</b> <b>406GN</b> <b>406W</b>			
<b>Plastic Jewels – For Single Receptacle Openings (Style #7)</b>					
Round acrylic plastic warning light jewel for single receptacle plates with holding ring. Red Jewel Standard.	Red Green White	<b>405RED</b> <b>405GN</b> <b>405W</b>			

UL Listed.


# Specialties Decorator Hallway Lights & Combination Devices

**Pass & Seymour**

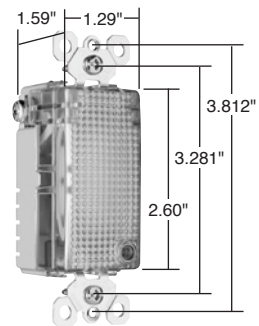


### Features


- Impact-resistant face and body.
  - GE Lexan™ high impact-resistant lens.
  - External screw-pressure-plate back and side wired. Accepts #12 and #14 AWG.
  - Ground screw position under the end of the strap minimizes the risk of contact.
  - Energy-efficient LED has average 20-year life expectancy: eliminates bulb replacement.
  - Sensor automatically turns light ON in the dark.
  - Increased light output for better illumination.
  - Light sensor for enhanced sensitivity.
- Tamper-Resistant Combination Version:**
- UL tested shutter mechanism for protection against improper object insertion per UL478.
  - Specially designed for increased protection of children in their homes.
  - Superior protection than traditional outlet “caps” or “protection plates.”



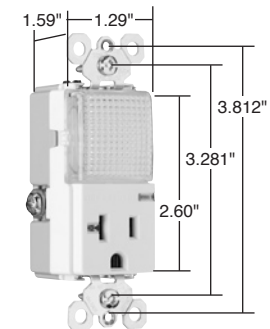
**TMHWLCC**



**TMHWLECC**



**TM8HWLWCC**



**PS8HWLLA**

Catalog Number	Rating A. VAC	Light Output In 1' FCD*	Color	3rd Party Compliance	
				UL1598	
<b>TradeMaster® Decorator Full Hallway Light</b>					
TMHWLCC	— 120	0.1328	Clear		•
<b>Enhanced Decorator Full Hallway Light with Light Sensor</b>					
TMHWLECC	— 120	1.079	Clear		•
<b>Enhanced Decorator Full Hallway Light without Light Sensor</b>					
TMHWLENSCC	— 120	1.113	Clear		•
<b>Full Hallway Decorator Light for use with P&amp;S Metal Louver Plates**</b>					
TMHWLLOUVCC	— 120	0.0843	Clear		•

\*FCD = Foot Candle Distance, 1 Lumen = 1 FCD. See page U-55 for more information.

\*\*For Louver Plates, see Page S-19.

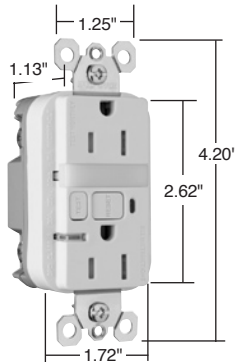
Catalog Number	Rating A. VAC	Light Output In 1' FCD*	Color	NEMA Config. No.	3rd Party Compliance	
					UL498	
<b>TradeMaster® Decorator Hallway Light &amp; Single Receptacle</b>						
TM8HWLICC	15 120/125	0.1442	Ivory	5-15R		•
TM8HWLWCC	15 120/125	0.1442	White	5-15R		•
TM8HWLBKCC	15 120/125	0.1442	Black	5-15R		•
TM8HWLCC	15 120/125	0.1442	Brown	5-15R		•
TM8HWLLACC	15 120/125	0.1442	Light Almond	5-15R		•
<b>Enhanced Decorator Hallway Light &amp; Single Receptacle</b>						
TM8HWLEICC	15 120/125	0.2561	Ivory	5-15R		•
TM8HWLEWCC	15 120/125	0.2561	White	5-15R		•
TM8HWLELACC	15 120/125	0.2561	Light Almond	5-15R		•
<b>Specification Grade Enhanced Decorator Hallway Light &amp; Single Receptacle</b>						
PS8HWLI	20 120/125	0.2561	Ivory	5-20R		•
PS8HWLW	20 120/125	0.2561	White	5-20R		•
PS8HWLLA	20 120/125	0.2561	Light Almond	5-20R		•
<b>TradeMaster® Enhanced Decorator Hallway Light &amp; Tamper-Resistant Single Receptacle</b>						
TM8HWLTRICC	15 120/125	0.2561	Ivory	5-15R		•
TM8HWLTRWCC	15 120/125	0.2561	White	5-15R		•
TM8HWLTRBKCC	15 120/125	0.2561	Black	5-15R		•
TM8HWLTRCC	15 120/125	0.2561	Brown	5-15R		•
TM8HWLTRLACC	15 120/125	0.2561	Light Almond	5-15R		•

\*FCD = Foot Candle Distance. 1 Lumen = 1 FCD. See page U-55 for more information.


For complete line of Decorator Combination Devices, see Pages E-7 – E-11, E-17, E-18, E-21, E-30, E-36, and E-72.

All devices listed on this page conform to NEMA WD-1 and WD-6.


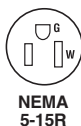
Pass & Seymour



1595NTLTRWCC4



2095HGNTLTRW



# Specialties Decorator Combination Tamper-Resistant Nightlight/GFCI Receptacles

15 & 20A, 125VAC

### Features

- Protects children: patented shutter system helps prevent improper insertion of foreign objects.
- Meets 2008 National Electrical Code® Tamper-Resistant requirements.
- SafeLock™ Protection: if critical components are damaged and ground fault protection is lost, power to receptacle is disconnected.
- Sealed nightlight with high impact-resistant Lexan® lens prevents tampering.
- Nightlight uses cooler LED illumination.
- Energy-efficient LED has average 20-year life expectancy, eliminating bulb replacement.
- Two receptacles.
- Photocell turns nightlight ON in dark, OFF in daylight.
- Prevents line-load reversal miswire: no power to the face or downstream receptacles if wired incorrectly.
- Exceeds UL943 voltage surge requirements; survives 100x the required UL 3kA/6kV voltage surge test cycles.
- FSUL Listed (Federal Specification WC596).
- Trip indicator light (red LED).
- Side or internal screw-pressure-plate back wire with #10 – #14 AWG solid or stranded copper wire.
- Two back wire holes per terminal.
- Ground screw has a back wire clamp for easy installation.
- 1/4" thinner than competitors' GFCIs; leaves more room for wires in the box.
- Mounting screws are shipped captive in the device and wall plate for easier installation.
- High-impact-resistant thermoplastic construction.
- Extra-long strap.
- Button colors match the device face.
- Dual-direction test and reset buttons.
- Class A rated GFCI.
- Supplied with matching TP26 nylon wall plate.
- Tri-drive screws.

### Specifications

- Supply Voltage: 125VAC, 60 Hz
- Supply Voltage Range: 102-132 VAC
- Trip Time: 0.025 sec., nominal per UL Standard
- Trip Threshold: 5± 1mA
- 20 Amp feed-thru capacity

Catalog Number	Rating A. VAC	Light Output in 1' FCD*	Color	NEMA Config. No.	3rd Party Compliance		
					cUL943 UL943 C22.2 No. 144	cUL498 UL498 C22.2 No. 42	FSUL WC596
<b>NEW</b> <b>Combination Tamper-Resistant 15 Amp Nightlight/GFCI</b>							
1595NTLTRICC4	15 125	0.180	Ivory	5-15R	•	•	•
1595NTLTRWCC4	15 125	0.180	White	5-15R	•	•	•
1595NTLTRBKCC4	15 125	0.180	Black	5-15R	•	•	•
1595NTLTRLACC4	15 125	0.180	Light Almond	5-15R	•	•	•
<b>NEW</b> <b>Combination Tamper-Resistant 20 Amp Nightlight/GFCI</b>							
2095NTLTRI	20 125	0.180	Ivory	5-20R	•	•	•
2095NTLTRW	20 125	0.180	White	5-20R	•	•	•
2095NTLTRGRY	20 125	0.180	Gray	5-20R	•	•	•
2095NTLTRRED	20 125	0.180	Red	5-20R	•	•	•
2095NTLTRLA	20 125	0.180	Light Almond	5-20R	•	•	•
<b>NEW</b> <b>Hospital Grade Combination Tamper-Resistant 15 Amp Nightlight/GFCI</b>							
1595HGNTLTRI	15 125	0.180	Ivory	5-15R	•	•	•
1595HGNTLTRW	15 125	0.180	White	5-15R	•	•	•
1595HGNTLTR	15 125	0.180	Brown	5-15R	•	•	•
1595HGNTLTRGRY	15 125	0.180	Gray	5-15R	•	•	•
1595HGNTLTRRED	15 125	0.180	Red	5-15R	•	•	•
1595HGNTLTRLA	15 125	0.180	Light Almond	5-15R	•	•	•
<b>NEW</b> <b>Hospital Grade Combination Tamper-Resistant 20 Amp Nightlight/GFCI</b>							
2095HGNTLTRI	20 125	0.180	Ivory	5-20R	•	•	•
2095HGNTLTRW	20 125	0.180	White	5-20R	•	•	•
2095HGNTLTR	20 125	0.180	Brown	5-20R	•	•	•
2095HGNTLTRGRY	20 125	0.180	Gray	5-20R	•	•	•
2095HGNTLTRRED	20 125	0.180	Red	5-20R	•	•	•
2095HGNTLTRLA	20 125	0.180	Light Almond	5-20R	•	•	•

\*FCD = Foot Candle Distance, 1 Lumen = 1 FCD. See Page U-55 for more information.

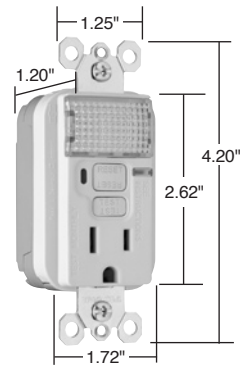
All devices listed on this page conform to NEMA WD-1 and WD-6.

# Specialties PlugTail™ Specification & Hospital Grade Nightlight/GFCI Receptacles


2 Pole, 3 Wire Grounding 15 & 20A, 125VAC

Features	
<ul style="list-style-type: none"> <li>Sealed nightlight with high impact-resistant Lexan® lens prevents tampering.</li> <li>Nightlight uses cooler LED illumination.</li> <li>Energy-efficient LED has average 20-year life expectancy, eliminating bulb replacement.</li> <li>Photozell turns nightlight ON in dark, OFF in daylight.</li> <li>Faster, more reliable installation.</li> <li>No exposed terminals create a finger safe application before, during, and after installation.</li> <li>Built-in connector features large brass terminal blades to ensure consistent, reliable electrical connections to PlugTail Connector.</li> <li>GFCI works with the existing 3 wire PlugTail Connectors creating a non-feed-thru application for facility owners. At rough-in just install the same right angle connector for GFCI and receptacle openings.</li> <li>SafeLock™ Protection: if critical components are damaged and ground fault protection is lost, power to receptacle is disconnected.</li> </ul>	<ul style="list-style-type: none"> <li>Prevents line-load reversal miswire: no power to the face or downstream receptacles if wired incorrectly.</li> <li>Exceeds UL943 voltage surge requirements; survives 100x the required UL 3kA/6kV voltage surge test cycles.</li> <li>FSUL Listed (Federal Specification WC596).</li> <li>Trip indicator light (red LED).</li> <li>Mounting screws are shipped captive in the device and wall plate for easier installation.</li> <li>High-impact-resistant thermoplastic construction.</li> <li>Nickel-plated mounting strap for superior corrosion resistance.</li> <li>Button colors match the device face.</li> <li>Dual-direction test and reset buttons.</li> <li>Class A rated GFCI.</li> <li>Supplied with matching TP26 nylon wall plate.</li> <li>Tri-drive screws.</li> </ul>
Specifications	
<ul style="list-style-type: none"> <li>Supply Voltage: 125VAC, 60 Hz</li> <li>Supply Voltage Range: 102-132 VAC</li> <li>Trip Threshold: 5± 1mA</li> </ul>	<ul style="list-style-type: none"> <li>Trip Time: 0.025 sec., nominal per UL Standard</li> <li>20 Amp feed-thru capacity</li> </ul>

Pass & Seymour



PT1595NTLLA



PT1595HGNTLLA



PTR6STR

For PlugTail Connector catalog numbers, see Page C-13 or C-14.



NEMA 5-15R



NEMA 5-20R

Catalog Number	Rating A.	VAC	Color	NEMA Config. No.	3rd Party Compliance		
					cUL <sub>us</sub> UL943 C22.2 No. 144	cUL <sub>us</sub> UL498 C22.2 No. 42	FSUL WC596
<b>NEW Specification Grade 15 Amp Combination Nightlight/GFCI</b>							
PT1595NTLI	15	125	Ivory	5-15R	•	•	•
PT1595NTLW	15	125	White	5-15R	•	•	•
PT1595NTLGRY	15	125	Gray	5-15R	•	•	•
PT1595NTLBK	15	125	Black	5-15R	•	•	•
PT1595NTLRED	15	125	Red	5-15R	•	•	•
PT1595NTLLA	15	125	Light Almond	5-15R	•	•	•
<b>NEW Specification Grade 20 Amp Combination Nightlight/GFCI</b>							
PT2095NTLI	20	125	Ivory	5-20R	•	•	•
PT2095NTLW	20	125	White	5-20R	•	•	•
PT2095NTLGRY	20	125	Gray	5-20R	•	•	•
PT2095NTLBK	20	125	Black	5-20R	•	•	•
PT2095NTLRED	20	125	Red	5-20R	•	•	•
PT2095NTLLA	20	125	Light Almond	5-20R	•	•	•
<b>NEW Hospital Grade 15 Amp Combination Nightlight/GFCI</b>							
PT1595HGNTLI	15	125	Ivory	5-15R	•	•	•
PT1595HGNTLW	15	125	White	5-15R	•	•	•
PT1595HGNTLGRY	15	125	Gray	5-15R	•	•	•
PT1595HGNTLRED	15	125	Red	5-15R	•	•	•
PT1595HGNTLLA	15	125	Light Almond	5-15R	•	•	•
<b>NEW Hospital Grade 20 Amp Combination Nightlight/GFCI</b>							
PT2095HGNTLI	20	125	Ivory	5-20R	•	•	•
PT2095HGNTLW	20	125	White	5-20R	•	•	•
PT2095HGNTLGRY	20	125	Gray	5-20R	•	•	•
PT2095HGNTLRED	20	125	Red	5-20R	•	•	•
PT2095HGNTLLA	20	125	Light Almond	5-20R	•	•	•


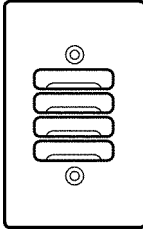
All devices listed on this page conform to NEMA WD-1 and WD-6.

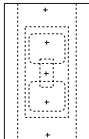
Pass & Seymour




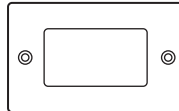


# Wall Plates & Specialties

## Incandescent Lampholders, Neon Pilot Lights & Panelites

Description	Catalog Number
<b>Incandescent Lampholders</b>	
 <p>Designed to give adequate light when installed behind a louvre plate or indicator jewel. Mounts in standard wall box. Plate mounting is 2-3/8" and 3-13/16". UL listed for 120 VAC circuits. Plate not included.</p> <p><b>Standard lampholder, 4 Watt . . . . . 2152</b></p> <p>Extra long life: Integral series resistor in base reduces light output by about 40%, but increases lamp life more than ten times. Plate not included.</p> <p><b>Extra long life, 4 Watt . . . . . 2156</b></p>	
 <p><b>Application</b></p> <p>Lampholders and louver plates are an ideal combination for providing bright, shielded light in hallways and pathways. They increase safety in corridors, theater aisles, porches, stairways, etc. A wide choice of plates gives unlimited possibilities for designing the perfect night light installation. Available in brushed brass, custom-painted stainless steel and stainless steel.</p> <p>For the complete listing of Louver Plates, see Page S-20 .</p>	

Description	Catalog Number
<b>Energy Efficient Gasket</b>	
 <p>Gangable gasket, use for toggle, duplex, GFCI or blank. . . . . <b>GASKET1</b></p>	

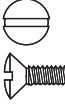
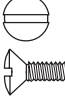
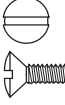
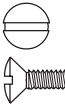
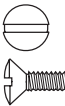
Description	Catalog Number
<b>Neon Pilot Lights</b>	
 <p>Long life neon bulb emits indicating light through transparent lens to show power is on. May be installed at the load, at switching posts or at remote locations. We suggest the wall plate be engraved to explain indication. Fits standard wall box and takes standard toggle switch plate opening. Plate mounting is 2-3/8". UL listed 120/277 VAC.</p> <p>With green lens . . . . . <b>2151GN</b></p> <p>With red lens . . . . . <b>2151RED</b></p> <p>With white lens . . . . . <b>2151W</b></p>	
<b>Panelites</b>	
<p>Panelites are attractive wall plates that light the message "IN USE" to protect darkrooms, private meeting areas, etc. Also available with a clear face for user to apply his own message. Furnished complete ready to wire. Panelites may be installed in a feed-through wall box, with the Panelite on one wall and a pilot light on the other. Panelite also may be installed in a standard wall box with the control switch in any desired location. With 4 Watt Incandescent bulb. Ivory plate.</p>	
 <p><b>2219PL</b></p>	
 <p><b>2220PL</b></p>	
 <p><b>2200PL</b></p>	
	<p>IN USE, for Horizontal mounting . <b>2219PL</b></p> <p>IN USE, for Vertical mounting. . . . <b>2220PL</b></p> <p>With clear unprinted face . . . . . <b>2200PL</b></p>

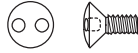
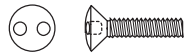
UL Listed and CSA Certified.

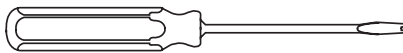
# Specialties Screws & Screwdrivers

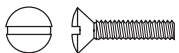
Pass & Seymour



Description	Color or Finish	Catalog Number
<b>Standard &amp; Interchangeable Wall Plate Screws</b>		
Oval Head Milled Slot 5/16" long, 6 x 32 Thread  Standard size for Decorator Wall Plates.	Ivory White Brown Gray Light Almond Stainless	509I 509W 509 509GRY 509LA 509S
Oval Head Milled Slot 1/2" long, 6 x 32 Thread  Standard size for Duplex Receptacles and Toggle Switch Wall Plates.	Ivory White Brown Nickel Brass Stainless	510I 510W 510 510N 510BR 510S
Oval Head Milled Slot 3/4" long, 6 x 32 Thread  	Ivory White Brown Light Almond Stainless	511I 511W 511 511LA 511S
Oval Head Milled Slot 1" long, 6 x 32 Thread  Standard size for Blank Box Mounted Wall Plates.	Ivory White Brown Light Almond Stainless	512I 512W 512 512LA 512S
Oval Head Milled Slot 1-1/2" long, 6 x 32 Thread  	Ivory White Brown Light Almond Stainless	513I 513W 513 513LA 513S

Description	Finish	Catalog Number
<b>Tamper-Proof Spanner Head Screws</b>		
Spanner Oval Head 1/2" long, 6 x 32 Thread 	430S/S	531S
Spanner Oval Head 1" long, 6 x 32 Thread 	430S/S	532S

Description	Catalog Number
<b>Screwdriver for Spanner Head or Key Slot Screws</b>	
Screwdriver for Spanner Head Screw 	533D

Description	Finish	Catalog Number
<b>Nylon Screws for Standard and Interchangeable Wall Plates</b>		
Oval Head Standard Slot 1/2" long, 6 x 32 Thread 	Ivory	528I

**Notes:**

- Specify screws by catalog number to designate type of screw, thread, length, color or finish required.
- Screws are available by the box only.
- Order by number of boxes...not by the quantity of screws.
- Each box contains 100 screws.
- Metal screws are available with special finishes and can be painted.

## Wall Plates Engraved & Pad Printed

Engraved (1/8" Characters)					
	Description	Plate Color	Fill Color	Nylon TradeMaster®	Metal Smooth
<b>Emergency</b>					
	1 Gang Duplex	302 S/S	Black		SS8EE
	1 Gang Duplex	302 S/S Painted Red	Black		SS8ERED

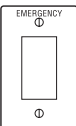
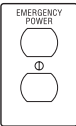
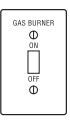
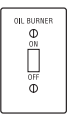
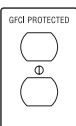
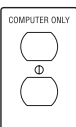
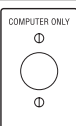
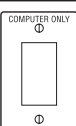
Pad Printed (1/8" Characters)					
	Description	Plate Color	Fill Color	Nylon TradeMaster	Metal Smooth
<b>Isolated Ground</b>					
	1 Gang Duplex	Orange	Black	TP8IG	SS8IG
	1 Gang Duplex	302 S/S	Black		
	2 Gang Duplex	302 S/S	Black		SS82IG
	1 Gang Single	Orange	Black	TP7IG	SS7IG
	1 Gang Single	302 S/S	Black		
	1 Gang Decorator	Orange	Black	TP26IG	SS26IG
	1 Gang Decorator	302 S/S	Black		
<b>Emergency</b>					
	1 Gang Duplex	Ivory	Red	TP8EI TP8EW TP8ERED	SS8ES
	1 Gang Duplex	White	Red		
	1 Gang Duplex	Red	Black		
	1 Gang Duplex	302S/S	Black		
	2 Gang Duplex	Red	Black	TP82ERED	
	1 Gang Toggle	Red	Black	TP1ERED	
	2 Gang Toggle	Red	Black	TP2ERED	



# Wall Plates Engraved & Pad Printed

Pass & Seymour



Pad Printed (1/8" Characters)					
	Description	Plate Color	Fill Color	Nylon TradeMaster®	Metal Smooth
<b>Emergency</b>					
	1 Gang Decorator	Red	Black	TP26ERED	
	1 Gang Duplex	Red	Black	TP8EMPOWER	
<b>Gas Burner ON/OFF Emergency Switch</b>					
	1 Gang Toggle	302 S/S Painted Red	Black		SS1GBRED
<b>Oil Burner ON/OFF Emergency Switch</b>					
	1 Gang Toggle	302 S/S Painted Red	Black		SS1OBRED
<b>GFCI Protected</b>					
	1 Gang Duplex	Ivory	Black	TP8GFI	
	1 Gang Duplex	White	Black	TP8GFW	
<b>Computer Only</b>					
	1 Gang Duplex	Ivory	Black	TP8CI	
	1 Gang Duplex	Orange	Black	TP8CO	
	Single Receptacle	Ivory	Black	TP7CI	
	Single Receptacle	Orange	Black	TP7CO	
	1 Gang Decorator	Ivory	Black	TP26CI	
	1 Gang Decorator	Blue	Black	TP26CBL	
	1 Gang Decorator	Orange	Black	TP26CO	

**Ordering Instructions:**

1. Using the following charts, fill in the spaces provided to select the proper material, number of gangs, desired finish and color.

Review Your Requirements:	For Example:	Write Your Selection:	Space #
<b>Material Prefix Code (Chart A below)</b> <i>For Jr. Jumbo Size add "J" after prefix, if Jumbo Size, add "O" after Prefix</i>	SBO		1
<b>Total Number of Gangs Ordered</b>	4		2
<b>Paint Finish Suffix (Chart B – Page S-43)</b>	BLU		4
<b>Metal Finish Suffix (Chart C – Page S-43)</b>	BC		5

Material	Prefix Code
<b>Chart A: Material Selection</b>	
Aluminum*	SA
Brushed Brass	SB
302 Stainless Steel	SS

\*Standard size only.

2. Review the Plate Opening Styles on pages S-47 – S-59. Following the sequence of your installation (left to right), label each box below with the appropriate Opening Style Number for each gang.

Gang: 1	2	3	4	5	6	7	8	9	10

3. Create the Complete Order Part Number by filling in items from previous steps in spaces below.

- Space #1-Material Prefix Code (from step 1)
- Space #2-Total Number of Gangs (from step 1)
- Space #3-Style Numbers In Order (from step 2)
- Space #4-Metal Finish Suffix (from step 1)
- Space #5-Paint Finish Suffix (from step 1)

**Catalog #** \_\_\_\_\_ **G** \_\_\_\_\_ **Style** \_\_\_\_\_ - \_\_\_\_\_ - \_\_\_\_\_ - \_\_\_\_\_ - \_\_\_\_\_ - \_\_\_\_\_ - \_\_\_\_\_ - \_\_\_\_\_ - \_\_\_\_\_ - \_\_\_\_\_

**Space #**            1                          2                          3                          3                          3                          3                          3                          3                          3                          3                          3                          3                          4                          5

<b>Maximum Gangs for Custom Metal Wall Plates</b>			
Metal Plate	Standard	Jr. Jumbo	Jumbo
Stainless (302)	20	3	20
Aluminum	8	N/A	N/A
Brushed Brass	8	3	20

For help with configuring a Custom Metal Wall Plate, go to [www.passandseymour.com](http://www.passandseymour.com) and select Downloads/Product Selection Guides/Custom Wall Plates.

# Wall Plates

## Custom Metal Wall Plates






Special Configurations

Pass & Seymour



Chart B: Paint Finish Selection							
							
<b>Paint Color</b>	Light Blue	Orange	Navy	Peach	Hunter Green	Gray	Yellow
<b>Paint Suffix</b>	BLU	ORG	NAV	PCH	HGR	GRY	YEL
							
<b>Paint Color</b>	Glossy Black	Brown (Dark)	Brown (NEMA)	Burgundy	White	Primer	Red
<b>Paint Suffix</b>	GBK	CHO	BRO	BRG	WHT	PRI	RED
							
<b>Paint Color</b>	Beige	Pink	Flat Black	Ivory	Light Almond	Medium Blue	
<b>Paint Suffix</b>	BGE	PNK	FBK	IVY	LTA	MBL	

Only available on Stainless Steel and Aluminum Plate Material. Colors may vary slightly.  
All Paint Finishes are gloss, except primer and flat black.

Chart C: Metal Finish Selection					
					
<b>Metal Finish</b>	Polished Brass US #3	Bright Chromium US #26	Brushed Copper	Brushed Bronze US #10	Brushed Brass Standard Finish
<b>Finish Suffix</b>	PB*	CH	BC	BZ	BB

\*Order with Brass Plate Material Prefix Only.

# Wall Plates

## Custom Metal Wall Plates

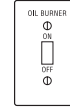
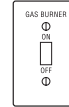
### Engraving & Pad Printing

#### Custom Engraving & Pad Printing

Most plates in this catalog can be engraved or pad printed. However, engraving plated finish metal plates is not recommended, since exposed edges could oxidize over time. Refer to current price sheet to select the better process that suits your needs.

#### Position

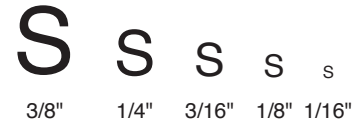
Marking may appear anywhere on the flat surface of smooth plates.  
 On Decorator plates, markings are restricted to the top and bottom flat panels.  
 If space permits, up to three lines can be pad printed on a plate provided the lettering fits within a 50mm circle.



#### Letter Height

Unless specified otherwise, designers will select size and position of letters or markings for maximum legibility. Characters per inch:

3/8" - 2-1/2    1/4" - 4    3/16" - 6    1/8" - 9    1/16" - 14




#### Letter Font

Pad printing is available in any True Type font in colors listed below, on 1 gang and 2 gang plates. Bitmap images can also be printed.

Laser engraving is available in any True Type font only in black (not color-filled) including bitmap images.  
 Engraving with color fill is available only in block letter font. While mixing of laser and color-filled engraving is allowed, it is not recommended since the font types will not match.

#### Color

Color-filled engraving can be filled with red, orange, black, blue, or white paint.  
 Standard colors for pad printing are red, black, blue, green, orange or white, as shown below.

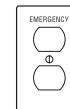


Red      Black      Blue      Green      Orange      White

#### Ordering Instructions

Specify clearly the following information when you order.

1. Catalog number of plate(s).
2. To be engraved or pad printed.
3. Letters, numbers, characters required.
4. Position and size.
5. Color of filler, or pad printing.
6. Special layout information, if applicable.



Position  
 Height of Mark  
 Color of Filler

Plate Style  
 by Catalog Number  
 Including  
 Color/Finish

# Wall Plates Custom Panel Plates

Ordering Instructions

Pass & Seymour



Blank panel plates (PP-series) up to 5-gangs high and 10-gangs wide are made from Type 302 Stainless Steel. Up to 50 openings from the style selector guide can be custom punched to your specifications. For uniformity of design throughout the building, panel plates have the same distinctive styling as all other plates, plastic and metal.

## Ordering Instructions

For this example, use the 4 gang high by 2 gang wide panel plate illustrated in Figure 2.

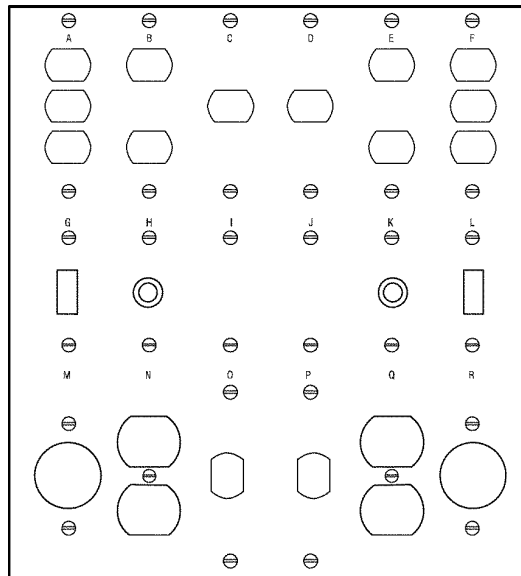
1. Start the catalog number with the material prefix: "SS" for Type 302 Stainless. This is a 302 Stainless plate, so the first letters of its catalog number will be "SS."
2. Determine the catalog number for a panel plate 4 gangs high and 2 gangs wide from the table on page S-46. It is PP-4-2. Your 302 Stainless Steel catalog number is SSPP-4-2.
3. Construct a chart upon which you can indicate the opening style number for each of the 8 gangs, starting from the top left. Leave space to show any words or symbols that will be engraved. Write the catalog number SSPP-4-2 at the top of the chart. See Figure 1.
4. Refer to the Style Selector Guide and find the style numbers for each of the desired openings. Write these numbers in their appropriate position on your chart.
5. Indicate what, if any, engraving is required for each gang. Show in parentheses if engraving is to be above or below the opening.
6. Send the chart with your order to the factory. You have provided all required information. Refer to current price sheet for pricing details.

## Additional Information

- Where no opening or mounting holes are required, specify Style #149.
- Louvered openings can be placed only on the top row of a panel plate.
- For painted or special metal finishes, refer to price sheet for price adds per gang.
- For special openings not in Selector Guide, provide detailed drawing.

Example		
<b>SSPP-4-2</b>		
<b>ROW #1:</b>		
Style Nos.	1	1
Engraving:	ALTAR	CHOIR
	(Above)	(Above)
<b>ROW #2:</b>		
Style Nos.	9	9
Engraving:	(None)	(None)
<b>ROW #3:</b>		
Style Nos.	12	12
Engraving:	(None)	TEL
		(Above)
<b>ROW #4:</b>		
Style Nos.	16	16
Engraving:	(None)	120V.
		(Above)

Figure 1



Custom Panel Plate

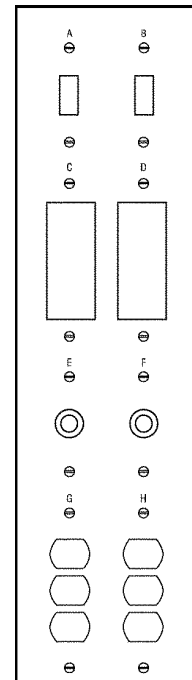


Figure 2

# Wall Plates Custom Panel Plates

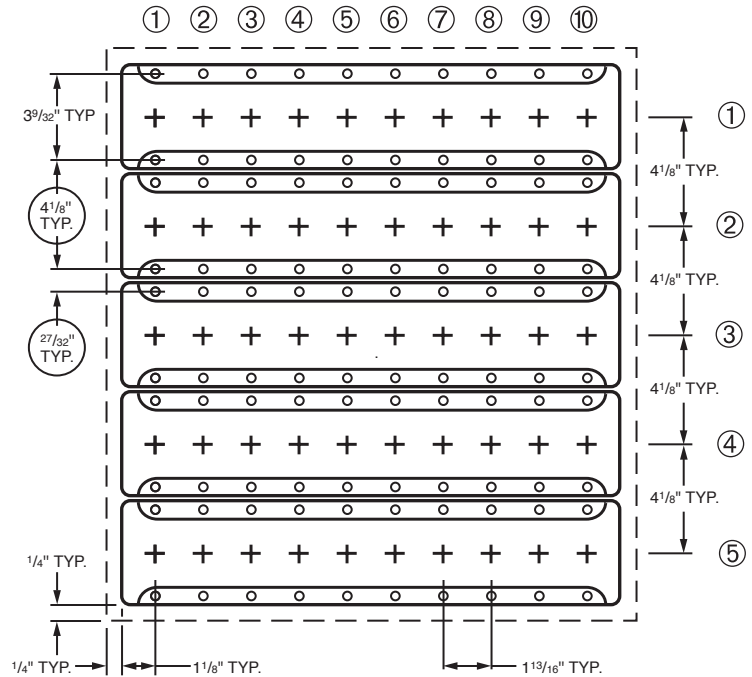
Ordering Instructions

## Wall Box Dimensions

Panel Plates are limited to fit the box configuration shown.

Caution: Not all boxes are identical in overall dimensions, but are built to exact standards on device mounting holes. When boxes are connected together, they should be shimmed to ensure that the bottom hole to bottom hole dimension between two vertically adjacent boxes is 4-1/8" as errors are cumulative. Critical dimensions circled.

If additional mounting holes are required in the corners, indicate location and spacing.



## 302 Stainless Steel

Plate Height	Catalog Number	Gangs Wide	Plate Width
Two Gangs High 8-3/4"	PP21	One	2-3/4"
	PP22	Two	4-9/16"
	PP23	Three	6-3/8"
	PP24	Four	8-3/16"
	PP25	Five	10"
	PP26	Six	11-13/16"
	PP27	Seven	13-5/8"
	PP28	Eight	15-7/16"
	PP29	Nine	17-1/4"
	PP210	Ten	19-1/16"
Three Gangs High 12-7/8"	PP31	One	2-3/4"
	PP32	Two	4-9/16"
	PP33	Three	6-3/8"
	PP34	Four	8-3/16"
	PP35	Five	10"
	PP36	Six	11-13/16"
	PP37	Seven	13-5/8"
	PP38	Eight	15-7/16"
	PP39	Nine	17-1/4"
	PP310	Ten	19-1/16"

Plate Height	Catalog Number	Gangs Wide	Plate Width
Four Gangs High 17"	PP41	One	2-3/4"
	PP42	Two	4-9/16"
	PP43	Three	6-3/8"
	PP44	Four	8-3/16"
	PP45	Five	10"
	PP46	Six	11-13/16"
	PP47	Seven	13-5/8"
	PP48	Eight	15-7/16"
	PP49	Nine	17-1/4"
	PP410	Ten	19-1/16"
Five Gangs High 21-1/8"	PP51	One	2-3/4"
	PP52	Two	4-9/16"
	PP53	Three	6-3/8"
	PP54	Four	8-3/16"
	PP55	Five	10"
	PP56	Six	11-13/16"
	PP57	Seven	13-5/8"
	PP58	Eight	15-7/16"
	PP59	Nine	17-1/4"
	PP510	Ten	19-1/16"

# Wall Plates

## Style Selector Guide

Custom Metal Wall Plates

Pass & Seymour



<p><b>STYLE 1</b></p> <p><b>TOGGLE SWITCH</b> #1 Standard Plate page S-7</p>	<p><b>STYLE 2</b></p> <p><b>TOGGLE SWITCH</b></p>	<p><b>STYLE 3</b></p> <p><b>TOGGLE SWITCH</b></p>	<p><b>STYLE 4</b></p> <p><b>TOGGLE SWITCH</b></p>
<p><b>STYLE 5</b></p> <p><b>TOGGLE SWITCH</b></p>	<p><b>STYLE 7</b></p> <p><b>SINGLE OUTLET</b> #7 Standard Plate page S-12</p>	<p><b>STYLE 8</b></p> <p><b>DUPLEX OUTLET</b> #8 Standard Plate page S-8</p>	<p><b>STYLE 9</b></p> <p><b>BIPLEX/TRIPLEX</b> #9 Standard Plate page S-20</p>
<p><b>STYLE 10</b></p> <p><b>PUSH BUTTON</b></p>	<p><b>STYLE 11</b></p> <p><b>TELEPHONE, BOX MTD.</b> #11 Standard Plate page S-31</p>	<p><b>STYLE 12</b></p> <p><b>TELEPHONE, STRAP MTD.</b> with #340 Yoke #12 Standard Plate page S-31</p>	<p><b>STYLE 13</b></p> <p><b>BLANK, BOX MTD.</b> #13 Standard Plate page S-10</p>
<p><b>STYLE 14</b></p> <p><b>BLANK, STRAP MTD.</b> with #340 Yoke #14 Standard Plate page S-11</p>	<p><b>STYLE 16</b></p> <p><b>SINGLE OUTLET</b> FOR 1600 SERIES</p>	<p><b>STYLE 17</b></p> <p><b>SINGLE RECEPTACLE</b> FOR 1600 SERIES CENTERED 2 GANG</p>	<p><b>STYLE 18</b></p> <p><b>TOGGLE SWITCH</b> CENTERED 2 GANG #740 Standard Plate page S-19</p>

All wall plate dimensions shown above are in inches.



# Wall Plates Style Selector Guide

Custom Metal Wall Plates

<p><b>STYLE 19</b></p> <p><b>SINGLE OUTLET CENTERED 2 GANG</b> #747 Standard Plate page S-19</p>	<p><b>STYLE 20</b></p> <p><b>DUPLEX OUTLET CENTERED 2 GANG</b> #748 Standard Plate page S-19</p>	<p><b>STYLE 21</b></p> <p><b>BIPLEX/TRIPLEX CENTERED 2 GANG</b></p>	<p><b>STYLE 22</b></p> <p><b>DECORATOR/GFCI CENTERED 2 GANG</b> #746 Standard Plate page S-19</p>
<p><b>STYLE 23</b></p> <p><b>BLANK, BOX MTD.</b> #23 Standard Plate page S-10</p>	<p><b>STYLE 24</b></p> <p><b>BLANK, STRAP MTD. with 2 #340 Yokes</b> #24 Standard Plate page S-11</p>	<p><b>STYLE 25</b></p> <p><b>TELEPHONE JACK OUTLET</b> NOTE: Special Plate Mounting</p>	<p><b>STYLE 26</b></p> <p><b>DECORATOR/GFCI</b> #26 Standard Plate page S-8</p>
<p><b>STYLE 27</b></p> <p><b>ONE DESPARD® INTERCHANGEABLE with #348 Strap</b> Standard Plate page S-18 STYLE 27A — BOX MTD.</p>	<p><b>STYLE 28</b></p> <p><b>TWO DESPARD® INTERCHANGEABLE with #348 Straps</b> Standard Plate page S-18 STYLE 29 — BOX MTD.</p>	<p><b>STYLE 30</b></p> <p><b>THREE DESPARD® INTERCHANGEABLE with #348 Straps</b> Standard Plate page S-18 STYLE 31 — BOX MTD.</p>	<p><b>STYLE 32</b></p> <p><b>ONE VERTICAL DESPARD® INTERCHANGEABLE with #347 Strap</b> Standard Plate page S-18</p>
<p><b>STYLE 33</b></p> <p><b>STYLE 33</b></p>	<p><b>STYLE 36</b></p> <p><b>STYLE 36</b></p>	<p><b>STYLE 37</b></p> <p><b>STYLE 37</b></p>	<p><b>STYLE 38</b></p> <p><b>STYLE 38</b></p>

All wall plate dimensions shown above are in inches.



# Wall Plates Style Selector Guide

Custom Metal Wall Plates

Pass & Seymour



Wall Plates & Specialties

<p><b>STYLE 40</b></p>	<p><b>STYLE 41</b></p>	<p><b>STYLE 42</b></p>	<p><b>STYLE 43</b></p>
<p><b>STYLE 44</b></p>	<p><b>STYLE 45</b></p>	<p><b>STYLE 46</b></p>	<p><b>STYLE 47</b></p>
<p><b>STYLE 48</b></p> <p>NOTE: Engraving Extra at Standard Price per Character</p>	<p><b>STYLE 49</b></p> <p>STYLE 49A – Vertical Opening STYLE 50 – 2 Openings 1 Gang STYLE 51 – 3 Openings 1 Gang STYLE 52 – 4 Openings 1 Gang</p>	<p><b>STYLE 55</b></p> <p>with #340 Yoke STYLE 56 – BOX MTD.</p>	<p><b>STYLE 57</b></p> <p>with #340 Yoke STYLE 58 – BOX MTD.</p>
<p><b>STYLE 59</b></p> <p>with #340 Yoke STYLE 60 – BOX MTD. STYLE 61 – DESP. INTCH. MTD.</p>	<p><b>STYLE 62</b></p> <p>STYLE 63 – BOX MTD.</p>	<p><b>STYLE 64</b></p> <p>STYLE 65 – BOX MTD.</p>	<p><b>STYLE 66</b></p> <p>STYLE 67 – BOX MTD.</p>

All wall plate dimensions shown above are in inches.

Style Selector Guide

# Wall Plates Style Selector Guide

Custom Metal Wall Plates

<p><b>STYLE 68</b></p> <p>STYLE 69 — BOX MTD. STYLE 70 — DESP. INTCH. MTD.</p>	<p><b>STYLE 71</b></p> <p>STYLE 72 — BOX MTD.</p>	<p><b>STYLE 73</b></p> <p>STYLE 74 — BOX MTD.</p>	<p><b>STYLE 75</b></p> <p>Clearance for 1 1/4" Device STYLE 76 — BOX MTD.</p>
<p><b>STYLE 77</b></p> <p>STYLE 78 — BOX MTD. STYLE 79 — DESP. INTCH. MTD.</p>	<p><b>STYLE 80</b></p> <p>STYLE 81 — BOX MTD. STYLE 82 — DESP. INTCH. MTD.</p>	<p><b>STYLE 83</b></p> <p>STYLE 84 — BOX MTD. STYLE 85 — DESP. INTCH. MTD.</p>	<p><b>STYLE 86</b></p> <p>STYLE 87 — BOX MTD. STYLE 88 — DESP. INTCH. MTD.</p>
<p><b>STYLE 89</b></p> <p>STYLE 90 — BOX MTD.</p>	<p><b>STYLE 91</b></p> <p><b>POWER OUTLET</b> #720 Standard Plate page S-12</p>	<p><b>STYLE 92</b></p> <p>STYLE 93 — DESP. INTCH. MTD.</p>	<p><b>STYLE 94</b></p> <p>STYLE 95 — BOX MTD. STYLE 96 — DESP. INTCH. MTD.</p>
<p><b>STYLE 97</b></p>	<p><b>STYLE 98</b></p> <p><b>POWER OUTLET</b> #723 Standard Plate page S-12</p>	<p><b>STYLE 99</b></p>	<p><b>STYLE 100</b></p> <p>with 2 # 340 Yokes STYLE 101 — BOX MTD.</p>

All wall plate dimensions shown above are in inches.

# Wall Plates

## Style Selector Guide

Custom Metal Wall Plates

Pass & Seymour



Wall Plates & Specialties

Style Selector Guide

<p><b>STYLE 102</b></p> <p>15 DIA. HOLE C'SK FOR 6-32x1/2 OVAL HD. SCREW 4 PLACES</p>	<p><b>STYLE 104</b></p> <p>1 13/32 DIA. HOLE C'SK FOR 6-32x1/2 OVAL HD. SCREW 4 PLACES</p>	<p><b>STYLE 106</b></p> <p>1 13/32 DIA. HOLE C'SK FOR 6-32x1/2 OVAL HD. SCREW 4 PLACES</p>	<p><b>STYLE 110</b></p> <p>2 1/8 DIA. HOLE C'SK FOR 6-32x1/2 OVAL HD. SCREW 4 PLACES</p>				
<p>STYLE 103 — BOX MTD.</p>		<p>STYLE 105 — BOX MTD.</p>		<p>STYLE 107 — BOX MTD.</p>		<p>STYLE 110 — BOX MTD.</p>	
<p><b>STYLE 112</b></p> <p>C'SK FOR 6-32x1/2 OVAL HD. SCREW 2 PLACES 17 DIA. HOLE 32 3 PLACES</p>	<p><b>STYLE 115</b></p> <p>15 DIA. HOLE 32 2 PLACES C'SK FOR 6-32x1/2 OVAL HD. SCREW 2 PLACES</p>	<p><b>STYLE 116</b></p> <p>#43 (.089) DRILL 3 PLACES C'SK FOR 6-32x1/2 OVAL HD. SCREW 2 PLACES 400 DIA. HOLE 3 PLACES</p>	<p><b>STYLE 119</b></p> <p>1" DIA. HOLE 2 PLACES C'SK FOR 6-32x1/2 OVAL HD. SCREW 2 PLACES</p>				
<p>STYLE 113 — BOX MTD.</p>		<p>STYLE 114 — DESP. INTCH. MTD.</p>		<p>STYLE 117 — BOX MTD.</p>		<p>STYLE 118 — DESP. INTCH. MTD.</p>	
<p><b>STYLE 121</b></p> <p>C'SK FOR 6-32x1/2 OVAL HD. SCREW 2 PLACES 9 16 R 3 PLACES 1.228 DIA. 30° TYP.</p>	<p><b>STYLE 122</b></p> <p>C'SK FOR 6-32x1/2 OVAL HD. SCREW 1 PLACE 1 3/32 DIA. HOLE</p>	<p><b>STYLE 123</b></p> <p>9 DIA. HOLE 64 2 PLACES C'SK FOR 6-32x1/2 OVAL HD. SCREW 2 PLACES</p> <p>with #340 Yoke</p>	<p><b>STYLE 124</b></p> <p>5 DIA. HOLE 32 2 PLACES .675 DIA. HOLE C'SK FOR 6-32x1/2 OVAL HD. SCREW 2 PLACES</p>				
<p>STYLE 125 — 2 HOLES</p>				<p>STYLE 126 — 3 HOLES</p>			
<p><b>STYLE 131</b></p> <p>C'SK FOR 6-32x1/2 OVAL HD. SCREW 2 PLACES</p>	<p><b>STYLE 132</b></p> <p>C'SK FOR 6-32x1/2 OVAL HD. SCREW 2 PLACES</p>	<p><b>STYLE 134</b></p> <p>2 13/32 DIA. C'SK FOR 6-32x1/2 OVAL HD. SCREW 4 PLACES</p>	<p><b>STYLE 135</b></p> <p>C'SK FOR 6-32x1/2 OVAL HD. SCREW 2 PLACES 125 OPENING</p>				
<p>STYLE 135A. — DESP. INTCH. MTD.</p>		<p>STYLE 135A. — DESP. INTCH. MTD.</p>					
<p>#701 Standard Plate page S-13</p>		<p>#771 Standard Plate page S-20</p>					

All wall plate dimensions shown above are in inches.

# Wall Plates

## Style Selector Guide

Custom Metal Wall Plates

<p><b>STYLE 136</b></p> <p>C'SK FOR 6-32x1/2 OVAL HD. SCREW 2 PLACES</p> <p>RAZOR BLADES with #340 Yoke</p>	<p><b>STYLE 137</b></p> <p>C'SK FOR 6-32x1/2 OVAL HD. SCREW 2 PLACES</p> <p>RAZOR BLADES, BOX MTD. STYLE 137B — HORIZONTAL RAZOR BLADE, BOX MTD.</p>	<p><b>STYLE 138</b></p> <p>C'SK FOR 6-32x1/2 OVAL HD. SCREW 2 PLACES</p> <p>1 7/32 DIA. HOLE</p> <p>STYLE 139 — BOX MTD. STYLE 140 — DESP. INTCH. MTD.</p>	<p><b>STYLE 141</b></p> <p>C'SK FOR 6-32x1/2 OVAL HD. SCREW 2 PLACES</p>
<p><b>STYLE 142</b></p> <p>170 DIA. HOLE 4 PLACES</p>	<p><b>STYLE 143</b></p> <p>C'SK FOR 6-32x1/2 OVAL HD. SCREW 2 PLACES</p> <p>4 1/2 R. TYP.</p>	<p><b>STYLE 144</b></p> <p>C'SK FOR 6-32x1/2 OVAL HD. SCREW PLACES</p> <p>4 1/2 R. TYP.</p> <p>STYLE 145 — 3 OPENINGS STYLE 146 — 4 OPENINGS STYLE 147 — MASTER CONTROL</p>	<p><b>STYLE 149</b></p>
<p><b>STYLE 150</b></p> <p>C'SK FOR 6-32x5/16 OVAL HD. SCREW 2 PLACES</p> <p>DESP. INTCH. MTD.</p>	<p><b>STYLE 152</b></p> <p>Removable 1/32 I.D. grommet in 1/32 hole.</p> <p>VINYL GROMMET 1 REQ'D.</p> <p>C'SK FOR 6-32x1/2 OVAL HD. SCREW 2 PLACES</p> <p>TELEPHONE OUTLET CENTERED 2 GANG, with #340 Yoke STYLE 151 — BOX MTD. #741, 742 Standard Plate page S-33</p>	<p><b>STYLE 155</b></p> <p>C'SK FOR 6-32x1/2 OVAL HD. SCREW 2 PLACES</p> <p>POWER OUTLET #702 Standard Plate page S-13</p>	<p><b>STYLE 156</b></p> <p>C'SK FOR 6-32x1/2 OVAL HD. SCREW 4 PLACES</p> <p>POWER OUTLET #703 Standard Plate page S-13</p>
<p><b>STYLE 160</b></p> <p>C'SK FOR 6-32x1/2 OVAL HD. SCREW 3 PLACES</p> <p>STYLE 176 — STRAP MTD. with #340 Yoke #743 Standard Plate page S-19</p>	<p><b>STYLE 162</b></p> <p>C'SK FOR 6-32x1/2 OVAL HD. SCREW 2 PLACES</p> <p>STYLE 176 — STRAP MTD. with #340 Yoke #743 Standard Plate page S-19</p>	<p><b>STYLE 163</b></p> <p>C'SK FOR 6-32x1/2 OVAL HD. SCREW 2 PLACES</p> <p>POWER OUTLET #721 Standard Plate page S-12</p>	<p><b>STYLE 165</b></p> <p>C'SK FOR 6-32x1/2 OVAL HD. SCREW 2 PLACES</p> <p>POWER OUTLET #724 Standard Plate page S-12</p>

All wall plate dimensions shown above are in inches.

# Wall Plates Style Selector Guide

Custom Metal Wall Plates

Pass & Seymour



<p><b>STYLE 166</b></p> <p>C'SK FOR 6-32x5/16 OVAL HD SCREW 2 PLACES</p>	<p><b>STYLE 169</b></p> <p>C'SK FOR 6-32x1/2 OVAL HD SCREW 2 PLACES</p> <p><b>LOUVRE</b> #760 Standard Plate page S-20</p>	<p><b>STYLE 171</b></p> <p>C'SK FOR 6-32x1/2 OVAL HD SCREW 2 PLACES</p> <p><b>POWER OUTLET</b> #710 Standard Plate page S-13</p>	<p><b>STYLE 172</b></p> <p>C'SK FOR 6-32x1/2 OVAL HD SCREW 4 PLACES</p> <p><b>3 GANG PLATE</b></p>
<p><b>STYLE 177</b></p> <p>C'SK FOR 6-32x5/16 OVAL HD SCREW 2 PLACES</p> <p>STYLE 178 Touch Plate 50-2, 2 Openings STYLE 179 Touch Plate 50-3, 3 Openings Box Mtd.</p>	<p><b>STYLE 180</b></p> <p>C'SK FOR 6-32x1/2 OVAL HD SCREW 2 PLACES</p>	<p><b>STYLE 181</b></p> <p>C'SK FOR 6-32x1/2 OVAL HD SCREW 4 PLACES</p>	<p><b>STYLE 182</b></p> <p>C'SK FOR 6-32x1/2 OVAL HD SCREW 2 PLACES</p>
<p><b>STYLE 183</b></p> <p>C'SK FOR 6-32x1/2 OVAL HD SCREW 1 PLACE</p>	<p><b>STYLE 185</b></p> <p>C'SK FOR 6-32x1/2 OVAL HD SCREW 2 PLACES</p>	<p><b>STYLE 187</b></p> <p>C'SK FOR 6-32x1/2 OVAL HD SCREW 2 PLACES</p>	<p><b>STYLE 188</b></p> <p>C'SK FOR 6-32x1/2 OVAL HD SCREW 2 PLACES</p>
<p><b>STYLE 189</b></p> <p>C'SK FOR 6-32x1/2 OVAL HD SCREW 2 PLACES</p> <p>STYLE 190 — BOX MTD.</p>	<p><b>STYLE 191</b></p> <p>C'SK FOR 6-32x1/2 OVAL HD SCREW 2 PLACES</p> <p>STYLE 192 — BOX MTD. STYLE 193 — DESP. INTCH. MTD.</p>	<p><b>STYLE 194</b></p> <p>C'SK FOR 6-32x1/2 OVAL HD SCREW 2 PLACES</p> <p><b>POWER OUTLET</b> #725 Standard Plate page S-12 STYLE 195 — BOX MTD. STYLE 196 — DESP. INTCH. MTD.</p>	<p><b>STYLE 199</b></p> <p>C'SK FOR 6-32x1/2 OVAL HD SCREW 2 PLACES</p>

All wall plate dimensions shown above are in inches.

# Wall Plates Style Selector Guide

Custom Metal Wall Plates

<p><b>STYLE 200</b></p> <p>C'SK FOR 6-32x1/2 OVAL HD SCREW 2 PLACES</p> <p>1/16 R. TYP.</p> <p>1/2 R. TYP.</p>	<p><b>STYLE 206</b></p> <p>471 DIA.</p> <p>L.062 -031</p> <p>C'SK FOR 6-32x1/2 OVAL HD SCREW 2 PLACES</p> <p>with #340 Yoke STYLE 207 — BOX MTD.</p>	<p><b>STYLE 210</b></p> <p>C'SK FOR 6-32x1/2 OVAL HD SCREW 2 PLACES</p> <p>140 DIA. HOLE 2 PLACES</p> <p>3/16 R. TYP.</p>	<p><b>STYLE 211</b></p> <p>C'SK FOR 6-32x1/2 OVAL HD SCREW</p> <p>C'SK FOR 8-32x1/2 OVAL HD SCREW 2 PLACES</p> <p>4-S Box Mtd. Plate available in any Standard 1 Gang Opening (Style 8 Shown)</p>
<p><b>STYLE 213</b></p> <p>C'SK FOR 6-32x1/2 OVAL HD SCREW 2 PLACES</p> <p>45°</p> <p>.095</p> <p>1.500</p> <p>405 DIA. HOLE</p>	<p><b>STYLE 214</b></p> <p>C'SK FOR 6-32x1/2 OVAL HD SCREW 2 PLACES</p> <p>563</p> <p>281</p> <p>470</p> <p>940</p> <p>with #340 Yoke</p>	<p><b>STYLE 215</b></p> <p>1/4 R. 2 PLACES</p> <p>152</p> <p>129</p> <p>127</p> <p>59</p> <p>64</p> <p>3 9/32</p> <p>C'SK FOR 6-32x5/16 OVAL HD SCREW 2 PLACES</p> <p>STYLE 215A — 1 HOLE CENTERED</p>	<p><b>STYLE 216</b></p> <p>140 DIA. HOLE 2 PLACES</p> <p>4375</p> <p>875</p> <p>C'SK FOR 6-32x1/2 OVAL HD SCREW 2 PLACES</p>
<p><b>STYLE 217</b></p> <p>152 DIA. HOLE 2 PLACES</p> <p>141</p> <p>64</p> <p>3 9/32</p> <p>C'SK FOR 6-32x1/2 OVAL HD SCREW 2 PLACES</p>	<p><b>STYLE 218</b></p> <p>152 DIA. HOLE 2 PLACES</p> <p>25</p> <p>32</p> <p>23</p> <p>64</p> <p>23</p> <p>64</p> <p>23</p> <p>64</p> <p>C'SK FOR 6-32x1/2 OVAL HD SCREW 2 PLACES</p>	<p><b>STYLE 219</b></p> <p>3/32 R. TYP.</p> <p>152 DIA. HOLE 2 PLACES</p> <p>23</p> <p>64</p> <p>23</p> <p>64</p> <p>23</p> <p>64</p> <p>C'SK FOR 6-32x1/2 OVAL HD SCREW 2 PLACES</p>	<p><b>STYLE 220</b></p> <p>152 DIA. HOLE 2 PLACES</p> <p>41</p> <p>64</p> <p>141</p> <p>64</p> <p>3 9/32</p> <p>C'SK FOR 6-32x1/2 OVAL HD SCREW 2 PLACES</p>
<p><b>STYLE 221</b></p> <p>152 DIA. HOLE 2 PLACES</p> <p>141</p> <p>64</p> <p>3 9/32</p> <p>C'SK FOR 6-32x1/2 OVAL HD SCREW 2 PLACES</p>	<p><b>STYLE 222</b></p> <p>152 DIA. HOLE 2 PLACES</p> <p>141</p> <p>64</p> <p>3 9/32</p> <p>C'SK FOR 6-32x1/2 OVAL HD SCREW 2 PLACES</p>	<p><b>STYLE 223</b></p> <p>152 DIA. HOLE 2 PLACES</p> <p>141</p> <p>64</p> <p>3 9/32</p> <p>C'SK FOR 6-32x1/2 OVAL HD SCREW 2 PLACES</p>	<p><b>STYLE 224</b></p> <p>C'SK FOR 6-32x1/2 OVAL HD SCREW 2 PLACES</p> <p>152 DIA. HOLE 4 PLACES</p>

All wall plate dimensions shown above are in inches.

# Wall Plates Style Selector Guide

Custom Metal Wall Plates

Pass & Seymour



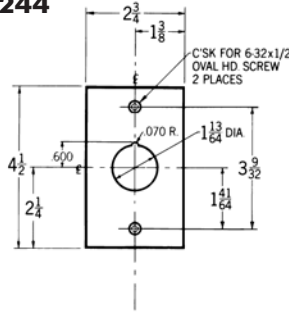
<p><b>STYLE 225</b></p>	<p><b>STYLE 226</b></p>	<p><b>STYLE 227</b></p>	<p><b>STYLE 228</b></p>
<p><b>STYLE 229</b></p>	<p><b>STYLE 230</b></p>	<p><b>STYLE 232</b></p>	<p><b>STYLE 233</b></p> <p>STYLE 233A — EXTRA CIRCLE OF HOLES (31 HOLES)</p>
<p><b>STYLE 235</b></p>	<p><b>STYLE 236</b></p>	<p><b>STYLE 237</b></p> <p>with #340 Yoke STYLE 238 — BOX MTD.</p>	<p><b>STYLE 239</b></p>
<p><b>STYLE 240</b></p>	<p><b>STYLE 241</b></p>	<p><b>STYLE 242</b></p>	<p><b>STYLE 243</b></p>

All wall plate dimensions shown above are in inches.

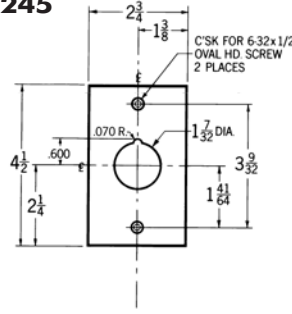
# Wall Plates Style Selector Guide

Custom Metal Wall Plates

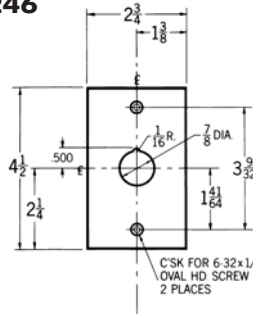
**STYLE 244**



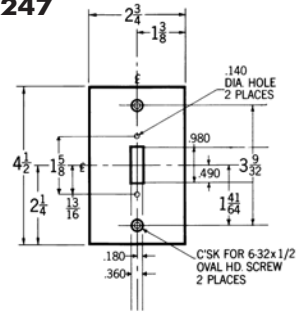
**STYLE 245**



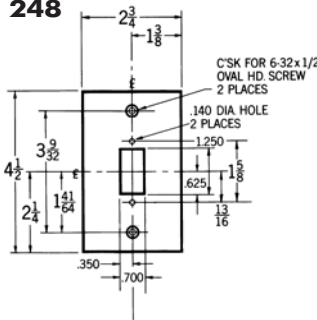
**STYLE 246**



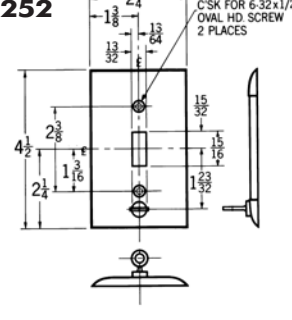
**STYLE 247**



**STYLE 248**

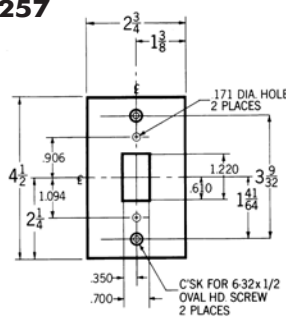


**STYLE 252**

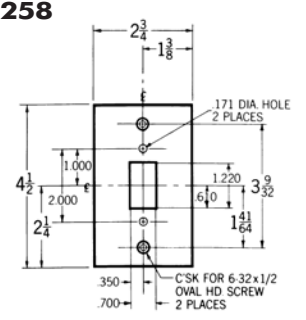


with Hospital Cord Eyelet

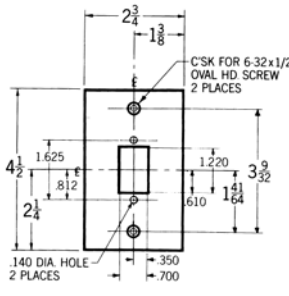
**STYLE 257**



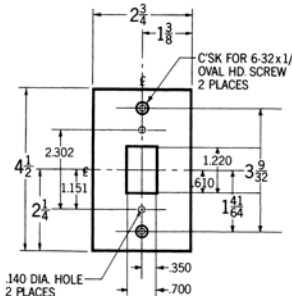
**STYLE 258**



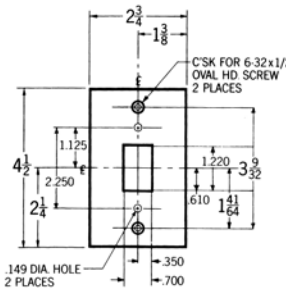
**STYLE 259**



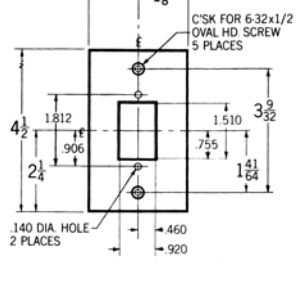
**STYLE 260**



**STYLE 261**

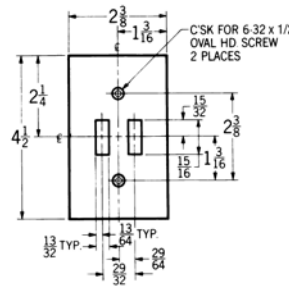


**STYLE 262**

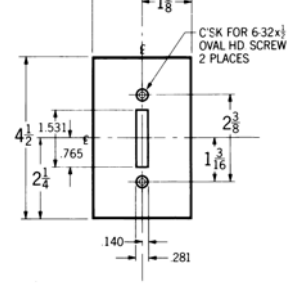


STYLE 262A  
HORIZONTAL OPENING, BOX MTD.

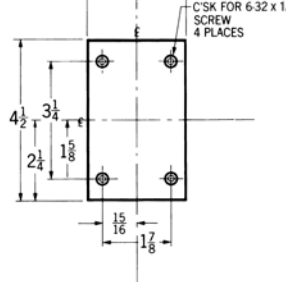
**STYLE 267**



**STYLE 269**

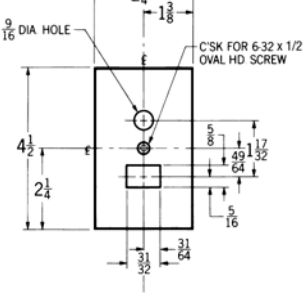


**STYLE 270**



F.S. BOX MTD.

**STYLE 271**





# Wall Plates Style Selector Guide

Custom Metal Wall Plates

Pass & Seymour

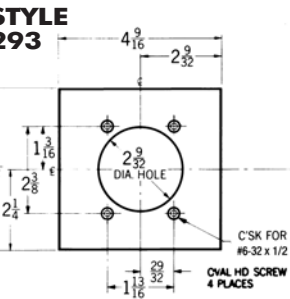
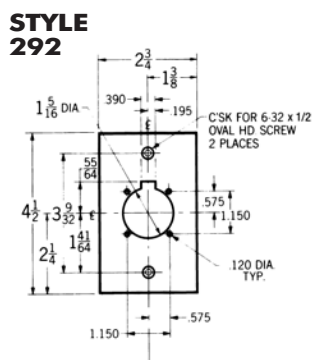


<p><b>STYLE 272</b></p>	<p><b>STYLE 273</b></p>	<p><b>STYLE 274</b></p>	<p><b>STYLE 275</b></p> <p>#736 Standard Plate page S-31</p>
<p><b>STYLE 276</b></p>	<p><b>STYLE 279</b></p>	<p><b>STYLE 281</b></p>	<p><b>STYLE 282</b></p>
<p><b>STYLE 283</b></p>	<p><b>STYLE 284</b></p>	<p><b>STYLE 285</b></p> <p><b>JUMBO 2 GANG PLATE</b></p>	<p><b>STYLE 286</b></p>
<p><b>STYLE 287</b></p>	<p><b>STYLE 288</b></p>	<p><b>STYLE 289</b></p>	<p><b>STYLE 291</b></p>

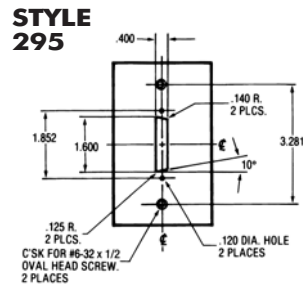
All wall plate dimensions shown above are in inches.

# Wall Plates Style Selector Guide

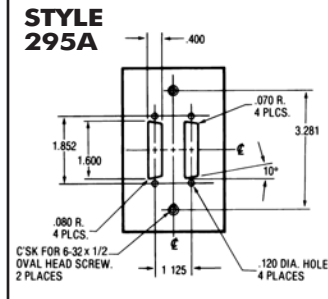
Custom Metal Wall Plates



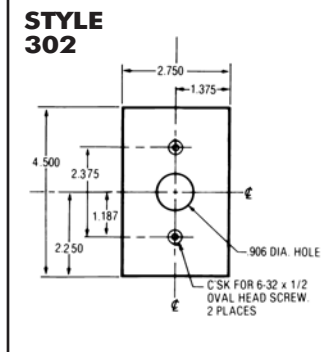
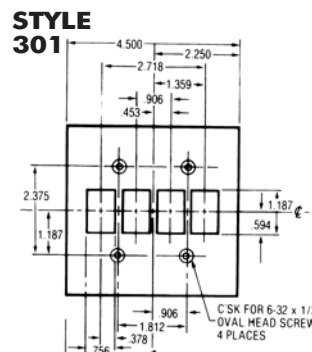
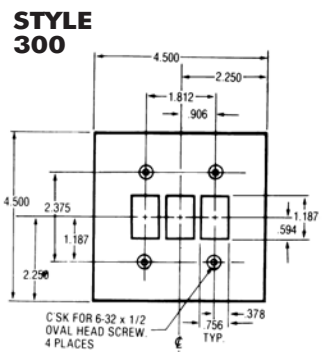
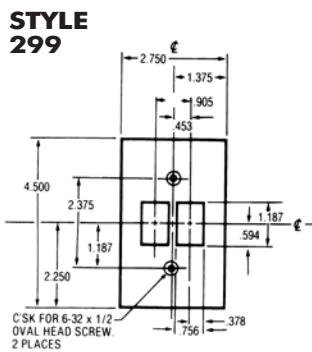
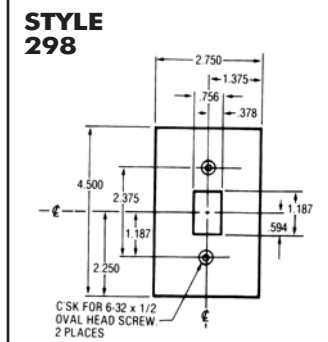
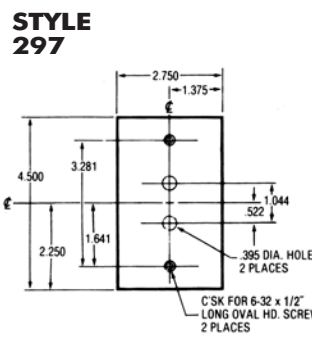
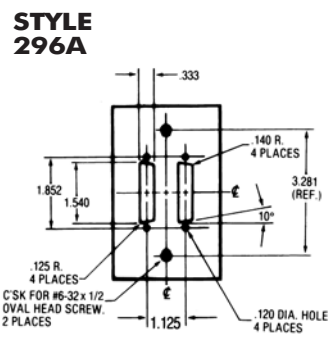
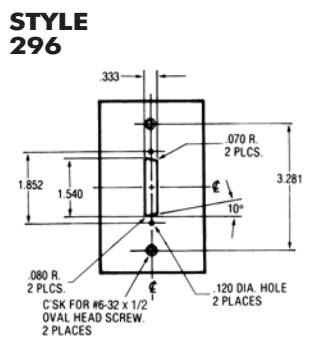
**STYLE 293**  
**POWER OUTLET**  
for 30, 50, 60A. Receptacle  
#716 Standard Plate page S-13



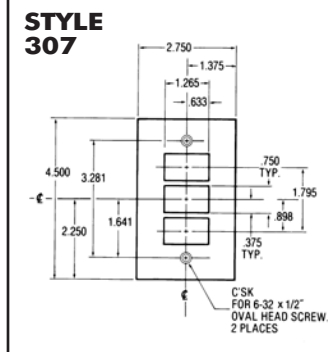
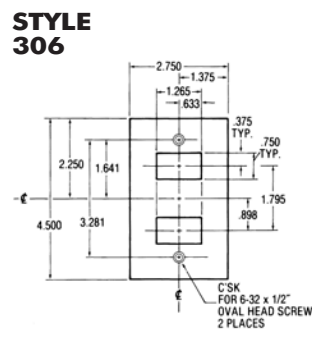
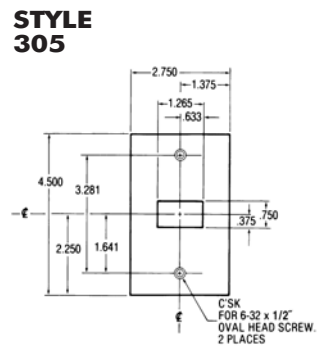
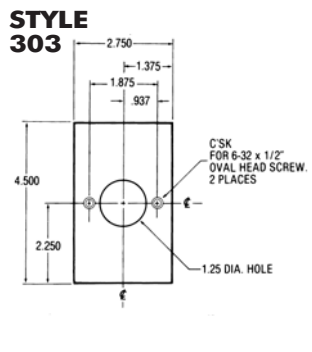
**STYLE 295**  
**FOR RS-232  
COMPUTER JACK**  
#791 Standard Plate page S-33



**STYLE 295A**  
**FOR RS-232  
COMPUTER JACKS**  
#792 Standard Plate page S-33



SS-717 for PS20AC1KL Switch



All wall plate dimensions shown above are in inches.

# Wall Plates Style Selector Guide

Custom Metal Wall Plates

Pass & Seymour



<p><b>STYLE 308</b></p> <p><b>TELEPHONE JACK</b></p>	<p><b>STYLE 309</b></p> <p><b>TELEPHONE JACK</b></p>	<p><b>STYLE 310</b></p> <p><b>AMP ELECTRONIC CONNECTOR</b></p>	<p><b>STYLE 311</b></p> <p><b>COAXIAL ELECTRONIC CONNECTOR</b></p>
<p><b>STYLE 312</b></p> <p><b>COAXIAL ELECTRONIC CONNECTOR</b></p>	<p><b>STYLE 313</b></p> <p><b>COAXIAL ELECTRONIC CONNECTOR</b></p>	<p><b>STYLE 314</b></p> <p><b>LAN PORT</b></p>	<p><b>STYLE 315</b></p> <p><b>COAXIAL ELECTRONIC CONNECTOR</b></p>
<p><b>STYLE 315A</b></p> <p><b>COAXIAL ELECTRONIC CONNECTOR</b></p>	<p><b>STYLE 315B</b></p> <p><b>COAXIAL ELECTRONIC CONNECTOR</b></p>		

All wall plate dimensions shown above are in inches.