



CATALOG

2009

HOME SYSTEMS
PRODUCT CATALOG








—■ INNOVATIVE. PROFITABLE. SIMPLE TO SELL.

on·q




Table of Contents













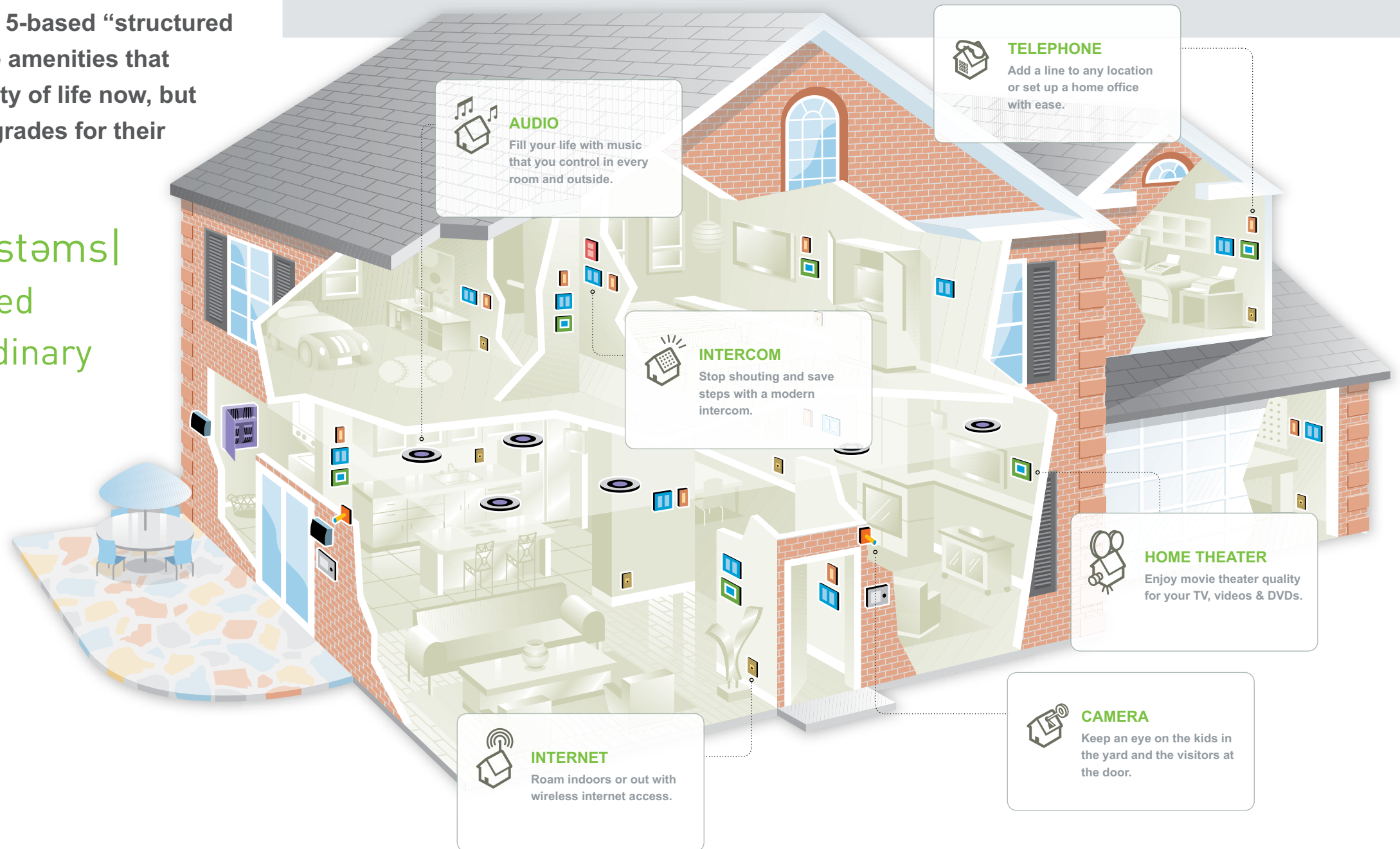
| | |
|---|-----|
|  INFRASTRUCTURE | 16 |
| Enclosures | 18 |
| Connectivity | 25 |
| Power Management | 33 |
|  tecCenters | 38 |
| ceLAN and iLAN | 40 |
| Panel Assemblies | 42 |
| Modules | 46 |
|  ENTERTAINMENT | 54 |
| lyriQ in Studio Design | 56 |
| lyriQ in Classic Design | 62 |
| Speakers | 70 |
| Video | 80 |
|  COMMUNICATIONS | 86 |
| Selective Call Intercom | 88 |
| Broadcast Intercom | 92 |
| Data Networking | 96 |
| Telephone | 99 |
|  COMFORT | 104 |
| Cameras | 106 |
| Lighting | 113 |
| Home Management | 115 |
|  SOLUTIONS | 118 |
| Entertainment | 120 |
| Communications | 126 |
| Comfort | 132 |
|  SUPPORT & TOOLS | 140 |
| Installer Program | 142 |
| Builder Program | 144 |
| Marketing Tools | 146 |

About Home Systems

Home Systems from On-Q/Legrand are lifestyle solutions designed to satisfy your homeowners' desires. By consolidating telephone, networking, video, intercom, and other home technologies into a single Cat 5-based "structured wiring" system, you get easily upgradable amenities that not only enhance your homeowners' quality of life now, but greatly increase the value and ease of upgrades for their home in the future.

Home Sys·tems: |hōm 'sistəms|
Technology products integrated together to create an extraordinary living experience.

- | | | | |
|---|------------------|---|------------------------|
|  | Camera |  | Keypad |
|  | Intercom |  | Light Switch |
|  | Outside Intercom |  | Outlet |
|  | Speaker |  | Wireless Internet |
|  | Outside Speaker |  | Home Connection Center |



A Connected Home Solution for Every Need and Every Budget

We've taken our innovative, award-winning products and created packages that are easy to understand and simple to sell. Homeowners can select from a wide variety of upgrades, tailored specifically to meet their lifestyle needs, in the categories of entertainment, communications, and comfort. Our broad list of options enables homeowners to create any type of home networking solution – from a simple starter system to a higher end custom installation. And we provide everything you need to help them do it.

Everything You Need To Grow Your Business

We supply the essential tools you'll need to promote, educate, and sell your customers on the benefits of On-Q/Legrand. Become an installer partner and we'll provide you with custom web pages, installation and sales training, custom literature, and much, much more.



Custom Web Pages



Installation and Sales Training



Custom Literature



Web Tools

Turn to page 118 for everything you need to engage your customers. Use our solutions to show how On-Q products can change their lifestyles and make their dreams come true.

- | | | | |
|-----------------------|----------------------|-----------------------|-----------------|
| INFRASTRUCTURE | ENTERTAINMENT | COMMUNICATIONS | COMFORT |
| | MUSIC | INTERNET | LIGHTING |
| | HOME THEATER | TELEPHONE | SECURITY |
| | TELEVISION | INTERCOM | CONTROL |



Product Feature Infrastructure

Start with a strong foundation.

From innovative enclosures to high-performance connection outlets, On-Q products guarantee a smooth installation.

42" Enclosure

HDMI 2-Port Strap

Studio Wall Plate

See Page 16



Product Feature Entertainment

Take entertainment to a whole new level.

From amazing audio to movie theater quality surround sound, On-Q entertainment products offer your customers all the top entertainment choices with none of the connection complications.

lyriQ Keypad in Studio Design

evöQ 7000 Series Center Channel Speaker

lyriQ Distribution Module

lyriQ Flush-Mount Single Source Input

See Page 54



Product Feature Communications

Help your customers get connected.

From stylish intercoms to easy Internet access, On-Q Communications products provide the features your customers need to keep their families and home businesses communicating efficiently.



NEW!

Selective Call Intercom Room Unit



Wireless Access Point



NEW!

4-Port Router/Switch



NEW!

Selective Call Intercom Patio Unit

See Page 86



Product Feature Comfort

Give your customers peace of mind.

From cameras to lighting controls, On-Q comfort products make your customers' homes respond to their needs and lifestyle.



NEW!

LCD Console



NEW!

Ball Camera




Bullet Camera

See Page 104

1 + 1 + 1 + 1 =

LESS

... less environmental impact, less wasted energy.

Every day, installation after installation, you have the power to contribute to energy savings while installing our solutions marked with this symbol .

You can help your customers save energy and reduce their environmental impact. Saving energy is everyone's responsibility – together, let's focus on conserving energy and promoting a greener way of life.



lyriQ WHOLE HOUSE AUDIO SYSTEM

50% energy savings over traditional amplifiers

Energy-efficient audio gives the experience of home theater quality sound anywhere in the home. On-Q high-efficiency amplifiers use half the energy to deliver better sound than traditional amplifiers. And, they go into standby mode after 20 minutes of non-use, providing additional savings. To learn more about this system, see page 56.



LIGHTING CONTROLS

Significant savings over traditional switches

On-Q's whole house lighting control gives homeowners the ability to set the perfect scene for every mood. With lighting accounting for about 20 percent of home energy use, giving homeowners greater control over lighting means significant savings in energy bills. This can include installing integrated lighting controllers or installing something simple like dimmers throughout the house. To learn more about this system, see page 113.



Every energy saving solution is now marked with this symbol. Discover them all in this new catalog.

INTRODUCING THE STUDIO COLLECTION

A NEW WORLD OF DESIGN AND TECHNOLOGY
FROM ON-Q/LEGRAND



TITANIUM SELECTIVE CALL ROOM UNIT WITH A GLOSS BLACK PLATE

STUDIO PLATES



STUDIO DEVICES



Introducing the Studio Collection from On-Q/Legrand.

A bold and impressively designed suite of wall plates and devices inspired by design and color trends from around the world. But this is more than just titanium edging, sculptural form-factors, and screwless finishes.

The Studio Collection is changing the face of Home Systems.
It's time to start a new kind of conversation.

See more colors on page 26 or visit
www.onqlegrand.com/studio.





Start with a strong foundation.

From innovative enclosures to high-performance connection outlets, On-Q products

guarantee a smooth installation.





Table of Contents

| | |
|--|----|
|  Enclosures | 18 |
|  Connectivity | 25 |
|  Power Management | 33 |



ENCLOSURES

| PRODUCT | PART # | DESCRIPTION | DIMENSIONS |
|---|--------|--|---------------------------|
| 14" Enclosure with Screw-On Cover  | EN1400 | This On-Q enclosure is the perfect solution for a basic structured wiring system. It features larger top openings that make pulling wire easier as well as additional knockouts, more side lances, and side tabs for more flexible mounting. | 14" H x 14.25" W x 3.6" D |


| PRODUCT | PART # | DESCRIPTION | DIMENSIONS |
|---|--------|---|---------------------------|
| 20" Enclosure with Hinged Door  | EN2050 | This 20" enclosure features universal On-Q bay-style mounting holes that are compatible with all bay-style modules. It also includes larger top openings that make pulling wire easier as well as additional knockouts, more side lances, and side tabs for more flexible mounting. | 20" H x 14.25" W x 3.6" D |


ENCLOSURES

| PRODUCT | PART # | PRODUCT | PART # |
|--------------------------------|--------|-----------------------------------|--------|
| 14" Enclosure with Hinged Door | EN1450 | 20" Enclosure with Screw-On Cover | EN2000 |
| 14" Enclosure (no cover) | EN1480 | 20" Enclosure (no cover) | EN2080 |
| 14" Hinged Door | EN1460 | 20" Hinged Door | EN2060 |
| 14" Screw-On Cover | EN1420 | 20" Screw-On Cover | EN2020 |



ENCLOSURES

| PRODUCT | PART # | DESCRIPTION | DIMENSIONS |
|--|--------|--|---------------------------|
| 28" Enclosure with Hinged Door  | EN2850 | This 28" enclosure ships with a hinged, locking door, and features universal On-Q style mounting holes that are compatible with all bay-style modules. It also includes larger top openings that make pulling wire easier as well as additional knockouts, more side lances, and side tabs for more flexible mounting. | 28" H x 14.25" W x 3.6" D |





| PRODUCT | PART # | DESCRIPTION | DIMENSIONS |
|---|--------|---|---------------------------|
| 42" Enclosure with Hinged Door  | EN4250 | Perfect for larger installations, this 42" enclosure features universal On-Q style mounting holes that are compatible with all bay-style modules. It also includes larger top openings that make pulling wire easier as well as additional knockouts, more side lances, and side tabs for more flexible mounting. | 42" H x 14.25" W x 3.6" D |

ENCLOSURES



| PRODUCT | PART # | PRODUCT | PART # |
|-----------------------------------|--------|--|-----------|
| 28" Enclosure with Screw-On Cover | EN2800 | Enclosure Extender Wire Manager | 364482-01 |
| 28" Enclosure (no cover) | EN2880 | 28" Brushed Aluminum Frame, Clear Insert | 364593-11 |
| 28" Hinged Door | EN2860 | 42" Brushed Aluminum Frame, Clear Insert | 364594-11 |
| 28" Screw-On Cover | EN2820 | 28" Brushed Aluminum Frame, Smoke Insert | 364593-14 |
| 42" Enclosure with Screw-On Cover | EN4200 | 42" Brushed Aluminum Frame, Smoke Insert | 364594-14 |
| 42" Enclosure (no cover) | EN4280 | 28" Enclosure Extender | 364450-03 |
| 42" Hinged Door | EN4260 | 42" Enclosure Extender | 364450-04 |
| 42" Screw-On Cover | EN4220 | | |






MULTIPLE DWELLING UNIT ENCLOSURES

| PRODUCT | PART # | DESCRIPTION | DIMENSIONS |
|---|--------|---|---------------------------|
| 14" MDU Enclosure  | EN1485 | Designed specifically for the fiber to the home (FTTH) and MDU markets, this 14" enclosure features a large array of knockouts and new endcaps that allow you to easily hook conduits to the top and bottom of the enclosure. | 14" H x 14.25" W x 3.6" D |
| 20" MDU Enclosure  | EN2085 | Engineered to meet the demands of the MDU market this enclosure accommodates up to seven conduits which can each be dedicated to specific data, video, and telephone applications. It also enables room for the ONT and battery backups and allows cables to be run from one enclosure to another. | 20" H x 14.25" W x 3.6" D |
| 28" MDU Enclosure  | EN2885 | Perfect for MDU applications, this 28" enclosure accommodates up to seven conduits which can each be dedicated to specific data, video, and telephone applications. It also enables room for the ONT and battery backups and allows cables to be run from one enclosure to another. | 28" H x 14.25" W x 3.6" D |
| 42" MDU Enclosure  | EN4285 | Designed for MDU and FTTH installations, this 42" enclosure features new top and bottom end caps. It includes five double concentric knockouts on top and one double concentric knockout on the bottom. It also includes one standard 1-inch knockout on the bottom. Two of the knockouts are aligned between top and bottom. | 42" H x 14.25" W x 3.6" D |

CONCRETE ENCLOSURES





| PRODUCT | PART # | DESCRIPTION | DIMENSIONS |
|---|--------|--|----------------------------|
| 20" Rough-In Enclosure  | F7505 | This rough-in enclosure features a rugged, more durable grade of steel to withstand concrete pour. It includes a front-mounting flange for better alignment and prevention of rotation along with slots for cover mounting to ensure level installation. The enclosure also includes angled mounts for snap-in modules and provides optimum work room, easy visibility and fast, simple connection points. | 19.5" H x 14.2" W x 4.6" D |
| Wing Mounting Bracket for 20" Enclosure  | F7752 | Bracket enables trim-out of concrete enclosure and allows mounting of 11 single-size modules. The mounting wing utilizes module knockouts to give the installation a finished and polished look. | 11.4" H x 14.2" W x 3.3" D |

CONCRETE ENCLOSURES

| PRODUCT | PART # | DESCRIPTION | DIMENSIONS |
|--|--------|---|----------------------------|
| 26" Rough-In Enclosure  | F7507 | Made of durable 16-gauge steel to withstand concrete pour, this enclosure features a front-mounted flange for better alignment and rotation prevention. | 26" H x 19.1" W x 3.6" D |
| 36" Rough-In Enclosure  | F7506 | Designed to meet the networking needs of concrete homes of any size, the 36" enclosure includes rugged, durable construction with room to accommodate more cable drops. | 36" H x 19.1" W x 3.6" D |
| Flat Cover for 20" Enclosure  | F8031 | Flat metal cover protects the contents of the 20" enclosure. | 22" H x 17" W |
| Wing Mounting Bracket for 26" and 36" Enclosures | F7754 | Designed to mount all of the modules needed in a 26" or 36" enclosure. | 11.3" H x 18.9" W x 3.2" D |
| Half Wing Mounting Bracket for 26" Enclosure | F7756 | Mounts all modules required for a basic structured wiring system. | 6.8" H x 18.9" W x 3.2" D |
| Hinged Cover for 20" Enclosure | F8030 | Durable hinged metal cover protects the contents of the 20" enclosure. | 22" H x 17" W |
| Hinged Cover for 36" Enclosure | F8032 | Hinged metal cover protects the 36" enclosure. | 39" H x 22" W |
| Hinged Cover for 26" Enclosure | F8033 | Hinged metal cover protects the 26" enclosure. | 29" H x 22" W |
| Hinged Locking Kit | F8010 | Replacement kit for hinged covers. | N/A |
| 2.5" Grommet Ring | F2242 | Increases wire protection in enclosure cable openings. | N/A |










NETWORK CENTERS

| PRODUCT | PART # | DESCRIPTION | DIMENSIONS |
|--|-----------|---|-------------------------|
|  <p>Advanced Network Center, Surface Mount</p> | 364398-02 | Distributes incoming video signals for up to six television outlets and supports up to 11 telephone outlets with up to four phone lines. Surface-mount design is ideal for retrofit applications. Network center features two expansion bays for additional modules. | 19" H x 7" W |
| PRODUCT | PART # | DESCRIPTION | DIMENSIONS |
|  <p>Basic Network Center</p> | 364397-01 | Basic network center distributes incoming video signals to up to four television outlets and supports up to six telephone outlets with up to four phone lines. It's an economical solution for small, fixed installations. Surface mount design is ideal for retrofit applications. | 19" H x 7" W |
| PRODUCT | PART # | DESCRIPTION | DIMENSIONS |
|  <p>Trio Modular Bracket and Cover</p> | F7804 | The Trio bracket features a rugged, enamel-finished steel housing that includes an impact-resistant cover. It conveniently mounts on a plywood backboard. | 11.6" H x 4.8" W x 4" D |
| PRODUCT | PART # | DESCRIPTION | DIMENSIONS |
|  <p>Trio Home Network Kit</p> | F7809 | Kit includes a low cost, surface-mounting bracket that's ideal for small or retrofit installations. It also includes a 1x4 video module and a 4x12 configurable phone module. | 11.6" H x 4.8" W x 4" D |

NETWORK CENTERS

| PRODUCT | PART # | DESCRIPTION | DIMENSIONS |
|--|-----------|--|--------------|
| Universal Network Center | 364399-01 | Ideal for new construction and features three expansion bays for additional modules. | 19" H x 7" W |
| Basic Network Center Cover | 364393-01 | Conceals and protects cables. | 10" H x 7" W |
| Advanced Network Center Surface Mount Cover | 364394-01 | Protects contents of advanced network center. | 19" H x 7" W |

ENCLOSURES

| Description | 14" Enclosure | 20" Enclosure | 28" Enclosure | 42" Enclosure | 20" Rough-In | 26" Rough-In | 36" Rough-In |
|--|---|---|---|---|---|---|---|
| |  |  |  |  |  |  |  |
| Page Number | 18 | 18 | 19 | 19 | 21 | 21 | 21 |
| Dimensions | 14" H x 14.25" W x 3.6" D | 20" H x 14.25" W x 3.6" D | 28" H x 14.25" W x 3.6" D | 42" H x 14.25" W x 3.6" D | 19.5" H x 14.2" W x 4.6" D | 26" H x 19.1" W x 3.6" D | 36" H x 19.1" W x 3.6" D |
| Cover/Door | Hinged or Screw-On Optional | Hinged or Screw-On Optional | Hinged or Screw-On Optional | Hinged or Screw-On Optional | Hinged or Screw-On Optional | Hinged or Screw-On Optional | Hinged or Screw-On Optional |
| UL Listed | Yes | Yes | Yes | Yes | Yes | Yes | Yes |
| Allows Surface or Recessed Mounting | Yes | Yes | Yes | Yes | Recessed Only | Recessed Only | Recessed Only |
| Allows Left and Right Module Mounting | Yes | Yes | Yes | Yes | Yes | Yes | Yes |
| Enclosure Extender | No | No | Yes | Yes | No | No | No |
| AC Outlet Knockout | Yes | Yes | Yes | Yes | Yes | Yes | Yes |
| Cable Guard Insert Included | Yes | Yes | Yes | Yes | Yes | Yes | Yes |
| Cable Management Tie Downs | Yes | Yes | Yes | Yes | Yes | Yes | Yes |
| Conduit Knockout | Optional | Optional | Optional | Optional | Yes | Yes | Yes |

ENCLOSURE ACCESSORIES



| PRODUCT | PART # |
|---|-----------|
| Single Bay Video Bracket | AC1007 |
| Single Bay Bracket | 364890-01 |
| Two Bay Bracket | 364819-01 |
| Three Bay Bracket | F7510 |
| Six Bay Bracket | F9001 |
| Pins & Rivets for Mounting F7520 & F7510 (Bag of 50) | F2250 |

| PRODUCT | PART # |
|--|-----------|
| Blank Plate for Unused Module Spaces | F7717 |
| Grommet Ring | F2242 |
| 2.5" Knockout Plug | F2249 |
| Replacement Key Kit - Hinged Enclosure | 364490-01 |
| Replacement Lock Assembly - Hinged Door | 364478-01 |
| Custom Wire Management Module | 364570-01 |



INFRASTRUCTURE/Brackets

SECURITY CONTROLLER MOUNTING PLATES

| PRODUCT | PART # | DESCRIPTION | DIMENSIONS |
|---|------------------|--|-------------------|
| Universal Circuit Board Mounting Bracket  | AC1011 | Provides a clean and organized solution for installing third-party security controllers in the On-Q enclosure. | 5.75" H x 12.3" W |
| Ademco Half Width Controller Mounting Plate  | 364714-08 | Provides a clean and organized solution for installing Vista Security Systems and structured wiring. | 8.9" H x 6.42" W |
| PRODUCT | PART # | PRODUCT | PART # |
| Caddx NetworX Series Mounting Plate | 364516-01 | Ademco Universal Controller Mounting Plate | 364715-01 |
| Caddx Mounting Plate | 364259-01 | Cable Modem Mounting Plate | 364254-01 |
| DSC 832/1555 Mounting Plate, Full Width | 364466-01 | Universal Mounting Plate, Full Width | 364904-01 |
| DSC 1555 Mounting Plate, Half Width | 364465-01 | Universal Mounting Plate, Half-Width | 364896-01 |



SECURITY CONTROLLER MOUNTING PLATES

| CONTROLLER MANUFACTURER | MODEL/SYSTEM | PLATE DESCRIPTION | SUPPLIER | PART NO. | DIMENSIONS |
|---------------------------|---|--|----------|--------------------------|-------------------------|
| Ademco | Vista-15 Vista-15P Vista-20SE Vista-20P | Ademco 1/2 Width Mounting Plate | On-Q | 364714-08 | 8.9 x 6.42 |
| | 4140-XM 4140-XMPT 4140XMPT2 Vista-15 Vista-15P Vista-40 Vista-50 Vista-50P Vista-20SE Vista-20Pw Vista-100 Vista-128B Vista-128BP | Ademco Universal Controller Mounting Plate | On-Q | 364715-01 | 8.9 x 12.95 |
| Apex | Destiny 6100 | Ademco Universal Controller Mounting Plate | On-Q | 364715-01 | 8.9 x 12.95 |
| Caddx | NetworX NX-6, NX-8 NetworX NX-4, NX-6, NX-8 | Caddx Mounting Plate Caddx NetworX Series Mounting Plate | On-Q | 364259-01 364516-01 | 5.9 x 12.95 3.9 x 12.95 |
| DSC | 1555 Controller 832 or 1555 Controllers | DSC 1555 1/2 Mounting Plate DSC Universal Mounting Plate | On-Q | 364465-01 364466-01 | 3.9 x 6.42 3.9 x 12.95 |
| First Alert | FA 162C FA 148C FA 148C FA 1300C FA 148CP FA 1200C FA 162C FA 168C FA 1300C FA 1220CV FA 1340C FA 1600CA FA 1600CB FA 1660CB | Ademco 1/2 Width Mounting Plate Ademco Universal Controller Mounting Plate | On-Q | 364714-08 364715-01 | 8.9 x 6.42 8.9 x 12.95 |
| Napco | Gemini Controllers: Gem-P816, Gem-P1632 Gemini Controllers: Gem-P3200, Gem-P9600 | Adaptor for Gem-P816 and Gem-P1632 Adaptor for Gem-P3200 and Gem-P9600 | Napco | ONQ816-1632 ONQ3200-9600 | 6.9 x 6.42 6.55 x 12.95 |
| On-Q HMS Expansion | On-Q HMS Add-On Modules | On-Q HMS Expansion Mounting Plate | On-Q | 364270-01 | 7.9 x 6.42 |



INFRASTRUCTURE/Connectivity



LOW VOLTAGE BRACKETS

| PRODUCT | PART # | DESCRIPTION | DIMENSIONS |
|---|--------------------------------------|--|--|
| New Construction Brackets  | AC1009-01 AC1009-02 | New construction On-Q Low Voltage Brackets feature spacious openings to accommodate low voltage devices. Each bracket has molded-in reinforcement ribs to minimize the racking caused by irregular drywall openings. The new construction brackets also include pre-mounted nails for convenient, safe installation. | 4" H x 2" W x 1.5" D 4" H x 4" W x 1.5" D |
| Retrofit Brackets  | AC1010-01 AC1010-02 AC1010-03 | Each retrofit bracket has molded-in reinforcement ribs to minimize the racking caused by irregular drywall openings. They also feature large, metallic swing brackets to ensure a solid mount and resist pullouts. They blend seamlessly into any home and align perfectly with existing boxes for a neat, installed-during-construction look. | 4" H x 2" W x 1.5" D 4" H x 4" W x 1.5" D 4" H x 6" W x 1.5" D |

CLASSIC WALL PLATES

| PRODUCT | PART # | PRODUCT | PART # |
|---|--|------------------------------------|------------------|
| 1-Gang, 1-Port Wall Plate  | WP3401-BK WP3401-BR WP3401-IV WP3401-LA WP3401-WH | 1-Gang, 2-Port Wall Plate | WP3402-XX |
| | | 1-Gang, 3-Port Wall Plate | WP3403-XX |
| | | 1-Gang, 4-Port Wall Plate | WP3404-XX |
| | | 1-Gang, 6-Port Wall Plate | WP3406-XX |
| | | 2-Gang, 12-Port Wall Plate | WP3412-XX |
| | | 1-Gang Blank Wall Plate | WP1194-XX |
| PRODUCT | PART # | PRODUCT | PART # |
| 1-Gang Decorator Wall Plate  | WP1205-BK WP1205-BR WP1205-IV WP1205-LA WP1205-WH | 2-Gang Decorator Wall Plate | WP1207-XX |
| | | 3-Gang Decorator Wall Plate | WP1208-XX |

COLOR OPTIONS





STUDIO WALL PLATES

| PRODUCT | PART # | PRODUCT | PART # |
|---|--------------------------|--|--------------------------|
| 1-Gang Wall Plate  | NEW! WP5001-XX | 3-Gang Wall Plate  | NEW! WP5003-XX |
| 2-Gang Wall Plate  | NEW! WP5002-XX | 4-Gang Wall Plate  | NEW! WP5004-XX |

COLOR OPTIONS


| | | | | | | | | |
|--------------------|----------------|------------------|--------------|-------------------|---------------|----------------|-------------------|-------------|
| | | | | | | | | |
| Aloe AE | Bordeaux BD | Cameo Pink CP | Cement CM | Citrus CR | Cozumel CZ | Cyan CY | Gloss Black GB | Khaki KK |
| | | | | | | | | |
| Light Almond LA | Moss MS | Nirvana NV | Sand SD | Spanish Red SP | Taupe TP | Titanium TI | White WH | |

STUDIO WALL PLATE COLOR OPTIONS


BASICS



NEUTRALS







HUES





INFRASTRUCTURE/Connectivity

OUTLET STRAPS

| PRODUCT | PART # |
|--|---|
| 1-Port Decorator Outlet Strap  | WP3411-BK WP3411-BR WP3411-IV WP3411-LA WP3411-WH |
| 2-Port Decorator Outlet Strap  | WP3412-BK WP3412-BR WP3412-IV WP3412-LA WP3412-WH |
| 3-Port Decorator Outlet Strap  | WP3413-BK WP3413-BR WP3413-IV WP3413-LA WP3413-WH |
| 4-Port Decorator Outlet Strap  | WP3414-BK WP3414-BR WP3414-IV WP3414-LA WP3414-WH |

| PRODUCT | PART # |
|--|---|
| 6-Port Decorator Outlet Strap  | WP3416-BK WP3416-BR WP3416-IV WP3416-LA WP3416-WH |
| Blank Decorator Outlet Strap  | WP3410-BK WP3410-BR WP3410-IV WP3410-LA WP3410-WH |




BOXES


| PRODUCT | PART # |
|--|-----------|
| 1-Gang Surface Mount Back Box  | WP3409-WH |
| 1-Port Surface Mount Box  | WP3501-WH |
| 2-Port Surface Mount Box  | WP3502-WH |

COLOR OPTIONS

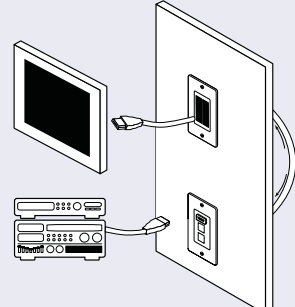


HOME THEATER

| PRODUCT | PART # |
|---|--|
| 5.1 Home Theater Strap  | F9004-BK F9004-BR F9004-IV F9004-LA F9004-WH |
| Audio Decorator Strap  <i>Pair with F9004 Home Theater Strap for 7.1 Home Theater sound!</i> | F9005-BK F9005-BR F9005-IV F9005-LA F9005-WH |
| 2-Binding Post Speaker Strap  | F9006-BK F9006-BR F9006-IV F9006-LA F9006-WH |

| PRODUCT | PART # |
|--|-------------------------------------|
| Pre-Configured HDMI 2-Port Strap NEW!  | WP1011-BK WP1011-LA WP1011-WH |
| Component Video/Digital Audio Strap NEW!  | WP1010-BK WP1010-LA WP1010-WH |
| Cable Access Strap NEW!  | WP1014-WH |

WIRING DIAGRAM



**INSTALLATION AT-A-GLANCE
HD CONNECTIVITY FOR FLAT PANELS**





1. Install the Cable Access Strap in a single gang box behind the flat panel TV.
2. Install the HDMI 2-Port Strap in a single gang box behind the video source, such as a DVD player.
3. Connect an HDMI cable to the back of the TV.
4. Run the cable through the Cable Access Strap and behind the wall to connect to the back of the HDMI coupler.
5. Connect an HDMI cable from the video source to the front of the HDMI Strap.

COLOR OPTIONS









VOICE/DATA/VIDEO

| PRODUCT | PART # |
|---|-------------------------------------|
| Pre-Configured, 1-Port Strap, 1 RJ45  | WP3210-BK WP3210-LA WP3210-WH |
| Pre-Configured, 2-Port Strap, Phone/TV  | WP3211-BK WP3211-LA WP3211-WH |
| Pre-Configured, 2-Port Strap, Phone/Data  | WP3220-BK WP3220-LA WP3220-WH |
| Pre-Configured, 4-Port Strap, Phone/Data, TV/Aux  | WP3422-BK WP3422-LA WP3422-WH |

BASIC INFRASTRUCTURE

| PRODUCT | PART # |
|--|------------------------|
| Pre-Configured, 1-Gang Gold F-Connector (10-Pack)  | WP3410-WH-10 |
| 1-Gang 6P6C RJ25 Terminating Wall Phone Plate  | WP2002-WH |
| 1-Gang Telephone Wall Plate  | WP3467-SS WP3467-WH |

COLOR OPTIONS





VOICE/DATA INSERTS





| PRODUCT | PART # |
|---|---|
| RJ25 6P6C Keystone Connector  | WP3425-BK WP3425-BR WP3425-IV WP3425-LA WP3425-WH |
| Cat 5e RJ45 Keystone Connector  | WP3450-BE WP3450-BK WP3450-BR WP3450-GY WP3450-IV WP3450-LA WP3450-OR WP3450-RE WP3450-WH |
| Cat 5e Keystone Coupler  | WP3451-BK WP3451-BR WP3451-IV WP3451-LA WP3451-WH |
| Cat 5e Keyed RJ45 Keystone Connector  | WP3458-BK WP3458-BR WP3458-IV WP3458-LA WP3458-WH |
| Cat 6 RJ45 Keystone Connector  | WP3460-BE WP3460-BK WP3460-BR WP3460-GY WP3460-IV WP3460-LA WP3460-OR WP3460-RE WP3460-WH |

COLOR OPTIONS






| PRODUCT | PART # |
|---|---|
| Snap & Go™ Cat 5e Keystone Connector NEW!  | WP3550-BE WP3550-BK WP3550-BR WP3550-GY WP3550-IV WP3550-LA WP3550-OR WP3550-RE WP3550-WH |
| Snap & Go™ Cat 6 Keystone Connector NEW!  | WP3560-BE WP3560-BK WP3560-BR WP3560-GY WP3560-IV WP3560-LA WP3560-OR WP3560-RE WP3560-WH |


COAX INSERTS

| PRODUCT | PART # |
|---|---|
| Coax F-Connector  | WP3479-BK WP3479-BR WP3479-IV WP3479-LA WP3479-WH |
| Recessed Gold F-Connector  | WP3480-BK WP3480-BR WP3480-IV WP3480-LA WP3480-WH |
| Standard F-Connector  | WP3481-BK WP3481-BR WP3481-IV WP3481-LA WP3481-WH |
| Self-Terminating F-Connector  | WP3482-BK WP3482-BR WP3482-IV WP3482-LA WP3482-WH |





AUDIO/VIDEO INSERTS

| PRODUCT | PART # |
|--|---|
| White RCA to F-Connector  | WP3461-BK WP3461-BR WP3461-IV WP3461-LA WP3461-WH |
| Red RCA to F-Connector  | WP3462-BK WP3462-BR WP3462-IV WP3462-LA WP3462-WH |
| Green RCA to F-Connector  | WP3463-BK WP3463-BR WP3463-IV WP3463-LA WP3463-WH |
| Blue RCA to F-Connector  | WP3464-BK WP3464-BR WP3464-IV WP3464-LA WP3464-WH |
| Yellow RCA to F-Connector  | WP3465-BK WP3465-BR WP3465-IV WP3465-LA WP3465-WH |

| PRODUCT | PART # |
|--|---|
| Purple RCA to F-Connector  | WP3466-BK WP3466-BR WP3466-IV WP3466-LA WP3466-WH |

SPEAKER INSERTS

| PRODUCT | PART # |
|---|---|
| Speaker Outlet  | WP3456-BK WP3456-BR WP3456-IV WP3456-LA WP3456-WH |
| Audio Binding Post  | WP3457-BK WP3457-BR WP3457-IV WP3457-LA WP3457-WH |

MISCELLANEOUS INSERTS

| PRODUCT | PART # |
|---|---|
| Blank Insert  | WP3455-BK WP3455-BR WP3455-IV WP3455-LA WP3455-WH |

COLOR OPTIONS



POWER MANAGEMENT


| PRODUCT | PART # | DESCRIPTION |
|--|--------|--|
| lyriQ™ High Performance Keypad Power Module  | AU1001 | The lyriQ High Performance Power Module supports up to four lyriQ High Performance Keypads. It's a single-slot module and features dual power input connections. Bracket included. |
| Universal Power Distribution Module  | PW1010 | NEW! This Power Distribution Module distributes 5 VDC, 9 VDC, 12 VDC, 15 VDC and 24 VDC out of one 60 W power supply. It features three 24 VDC output connections, three 12 VDC output connections, and two independent, user-selectable DC voltage outputs. Bracket included. Includes 60 W Power Supply (PW1060). |
| 24 VDC, 60 W Desk-Mount Power Supply  | PW1060 | Powers the lyriQ Audio Module, LCD Module, and Universal Power Distribution Module. |
| 24 VDC, 120 W Power Supply Kit  | PW1120 | NEW! This power kit includes two 24 V, 60 W power supplies as well as a stackable bracket to free up space and reduce clutter in the enclosure. It is ideal for supporting the lyriQ high performance system. Kit contains: 2 24 V, 60 W Power Supplies 1 Bracket 1 Custom Power Strip Velcro Straps |
| 24 VDC, 240 W Power Supply Kit  | PW1240 | NEW! With four power supplies and two stackable brackets, this new kit provides all the power needed in the enclosure without wasting space. The 24 V, 60 W power supplies can be plugged into the power strip and stacked within the brackets to enable an easier and more attractive installation. It is ideal for supporting the lyriQ high performance system. Kit contains: 4 24 V, 60 W Power Supplies 2 Brackets 1 Custom Power Strip Velcro Straps |





POWER MANAGEMENT

| PRODUCT | PART # | DESCRIPTION |
|---------------------------------------|--------|---|
| 12 VDC, 18 W Desk-Mount Power Supply | F7726 | Powers On-Q camera module, video products, and the main console for up to seven room and door units of the Broadcast Intercom System. |
| 12 VDC, 30 W Desk-Mount Power Supply | PW7725 | Powers the inQUIRE Intercom Main Console for a system including eight or more room and door units. |
| 15 VDC, 6 W Wall-Mount Power Supply | F7760 | Powers data networking and video products. |
| 15 VDC, 22 W Desk-Mount Power Supply | F7715 | Powers the LCD display module. |
| 24 Volt, 30 W Desk-Mount Power Supply | PW1030 | Powers the Selective Call Intercom System. |

POWER OUTLET KITS

| PRODUCT | PART # | DESCRIPTION |
|--|-----------|---|
| Duplex Outlet Power Kit, Surge Protected | 364569-02 | Includes duplex power outlet, metal "J" box, and faceplate kit. |
|  | | |
| AC Power Kit (Duplex Power Outlet) | F7526 | Includes duplex power outlet featuring 120 VAC/15 A power. |
| Replacement Surge Module | 364767-01 | Replacement part for On-Q enclosure. |

POWER STRIPS

| PRODUCT | PART # | DESCRIPTION |
|---|-----------|--|
| Surge Protection Power Module | 364771-01 | Provides eight 120 V outlets with a 15 Amp maximum load current and a 76,500 Amp maximum surge current. Features high-quality surge suppression and noise filtering to eliminate damaging electrical disturbances. |
|  | | |
| Power Strip Module – Full Width | 364266-01 | Four outlet 110 VAC power strip with on/off switch, built-in circuit breaker and power LED indicator. |
|  | | |

REPLACEMENT POWER SUPPLIES

| PRODUCT | PART # | REPLACES POWER SUPPLY |
|--------------------------------------|-----------|---|
| 5 VDC, 7.5 W Wall-Mount Power Supply | 364272-05 | 5-Port 10/100 Router/Switch (364528-01) |
| 12 VDC, 6 W Wall-Mount Power Supply | 364775-01 | 4-Port 10/100 Router/Switch (364772-02) |
| RPA Video Power Transformer | 364721-03 | 2x6 or 3x8 Enhanced Video Modules |
| Non-RPA Video Power Transformer | 364721-01 | 2x16 or 3x8 Enhanced Video Modules |

POWER MANAGEMENT





| | PART # | DESCRIPTION | VOLTAGE | AMP | POWER SUPPLY | USE WITH UPDM* | |
|-----------|---------------|---|---------------------|--------|--------------|----------------|-----|
| AUDIO | AU1002/AU7396 | Standard System | 24 | 2.5 | PW1060 | No | |
| | AU1002/AU7396 | System with 2 high performance keypads | 24 | 5 | PW1120 | No | |
| | AU1002/AU7396 | System with 6 high performance keypads | 24 | 10 | PW1240 | No | |
| VIDEO | F7630 | 3x4 Enhanced Bi-Directional Video Amplifier Module | 12 | 750 | F7726 | Yes | |
| | VM7632 | 2X2 Enhanced Bi-Directional Video Amplifier Module | 12-15 | 250 mA | F7760 | Yes | |
| | VM7640 | 1X1 Bi-Directional Video Amplifier Module | 12-15 | 150 mA | F7760 | Yes | |
| DATA | 364772-02 | 4 Port 10/100 Router/Switch | 12 | 300 mA | F7726 | Yes | |
| | 364780-01 | 5 Port 10/100 Ethernet Switch | 12 | 300 mA | F7726 | Yes | |
| | 364781-01 | 8 Port 10/100 Ethernet Switch | 12 | 500 mA | F7726 | Yes | |
| | 364887-01 | Wireless Access Point, In-Ceiling, 802.11g | 24 | 200 mA | included | Yes | |
| | 364891-01 | Wireless Access Point, In-Wall, 802.11g | 24 | 200 mA | included | Yes | |
| | DA1002 | 5 Port 10/100 Ethernet Switch in single module bay | 12-15 | 300 mA | F7760 | Yes | |
| | DA1004 | 4 Port 10/100 Ethernet Router with Disable, Double Bay, 12V | 12-15 | 300 mA | F7760 | Yes | |
| | DA1008 | 8 Port Gigabit Ethernet Switch, Double Bay, 12V | 12-15 | 800 mA | F7760 | Yes | |
| | CAMERAS | CM1010 | LCD Display Module | 24 | 2.5 | PW1060 | No |
| | | CM1011 | Cat 5 Camera Module | 12 | 800 mA | F7726 | Yes |
| CM1019 | | IP Video Server | 12 | 1.5 | included | Yes | |
| F1001 | | Frequency Agile Mono Modulator, 1 Channel | 15 | 200 mA | included | Yes | |
| F1003 | | Frequency Agile Mono Modulator, 3 Channel | 15 | 300 mA | included | Yes | |
| F1014 | | Quad Tiler BW, With RCA To RCA Cables & Mounting Bracket | 12 | 250 mA | F7726 | Yes | |
| IC1000 | | Broadcast Intercom Module (Standalone) with up to 6 units | 12 | 1.5 | F7726 | Yes | |
| IC1000 | | Broadcast Intercom Module (Standalone) with 7 or more units | 12 | 2.5 | F7725 | Yes | |
| IC1002-XX | | Broadcast Intercom Module And Main Console with up to 6 units | 12 | 1.5 | F7726 | Yes | |
| INTERCOMS | IC1002-XX | Broadcast Intercom Module And Main Console with 7 or more units | 12 | 2.5 | F7725 | Yes | |
| | IC5001 | Selective Call Intercom | 24 | 1.5 | PW1030 | Yes | |

* UPDM = Universal Power Distribution Module



INFRASTRUCTURE/Tools

TOOLS

| PRODUCT | PART # | DESCRIPTION |
|--|-----------|---|
|  <p>EZ-RJ45 Modular Plug Hand Tool</p> | 364555-01 | This convenient trimmer cuts cable in a single motion. It's used to terminate Cat 5e cable to the EZ-RJ45 Modular Plug (364554-01). |
|  <p>Radial Taper Compression Tool</p> | 364247-01 | Rugged, easy-to-calibrate design ensures consistent, accurate results. The tool includes cushioned handles for comfort and toggle action to ensure a proper crimp. Designed for use with the 360 Conical Coax F-Plug (364246-01) and the Coax Flaring and Insertion Tool (364346-01). |
|  <p>RG-6 Coax Stripper</p> | 362721-02 | Patented spring action adjusts to cable automatically. Provides industry standard strip lengths. |
|  <p>Cat 5e Strip and Fit Tool</p> | 363292-01 | Self-adjusting wire stripping/cutting tool with a precise rotary action design for clean cuts. Enclosed blade and rounded tool body ensure safe operation. |




TOOLS

| PRODUCT | PART # | PRODUCT | PART # |
|--|-----------|--|-----------|
| Extended Coax Connector Wrench | 364347-01 | High Performance RJ45 Modular Plug Hand Tool | 364406-01 |
| Coax Flaring and Insertion Tool | 364346-01 | Mini Coax Stripper | 364685-01 |
| Coax Hex Crimp Tool | 363291-01 | Mini Coax Stripper Replacement Blades | 364687-01 |
| UTP/Coax Cable Tester w/ Remote | 364276-01 | AnyPort Express Coax Crimp Tool | 364579-01 |
| Replacement Blade Cartridge, Coax Stripper | 362863-02 | EZ-RJ45 Tool Replacement Blade (2-pack) | 364646-01 |
| Replacement RJ45 Jumper with UTP Tester | 364340-01 | Express Universal Compression Tool | 364710-01 |
| 110 Punchdown Tool, Impact | 363293-01 | Basic Installation Video | 364483-01 |
| Palm Tool – Vertical Style RJ45 | 364378-01 | | |

INFRASTRUCTURE/Accessories



ACCESSORIES

| PRODUCT | PART # | DESCRIPTION |
|--|-----------|---|
|  <p>Anyline Adapter</p> | 364260-01 | Connect phones, modems, and faxes to any line at a four-line telephone jack. The adapter eliminates the need for rewiring and allows the homeowner to run multiple devices through a single jack. |
|  <p>360 Conical Coax F-Plug</p> | 364246-01 | High-performance "true-round" crimp provides a strong connection while maximizing cable performance characteristics. |
|  <p>12" Mini Coax Jumper Assembly</p> | 364597-01 | High-performance 75 Ohm coax cable reduces space needed for coax cable management up to 40 percent. |

ACCESSORIES & CONNECTORS

| PRODUCT | PART # | PRODUCT | PART # |
|--|-----------|--|-----------|
| F to RCA Adapter | 364338-01 | Mini Coax Cable, 250', Red | 364686-01 |
| F to Twin Lead Adapter | 364774-01 | Mini Coax Cable, 250', Yellow | 364686-02 |
| Module Grommet/Plunger Replacement Kit | 363729-01 | Mini Coax Cable, 250', Blue | 364686-03 |
| Coax F-Plug, RG-6 Quad Shield, Hex Crimp | 363140-03 | Mini Coax Cable, 250', Black | 364686-04 |
| Sealed Conical Coax F-Plug | 364246-02 | Mini Coax Cable, 250', White | 364686-05 |
| EZ-RJ45 Modular Plug | 364554-01 | Mini Coax Cable, 250', Green | 364686-06 |
| High Performance RJ45 Modular Plug | 364405-01 | 6" Cat 5e RJ45 Jumper Assembly, Red Boots | 363201-27 |
| Velcro Tie Straps | 363491-01 | 12" Cat 5e RJ45 Jumper Assembly, Red Boots | 363201-26 |
| Terminators, 75 Ohm | 364412-01 | 24" Cat 5e RJ45 Jumper Assembly, Red Boots | 363201-25 |
| 18" Mini Coax Jumper Assembly | 364597-02 | 36" Cat 5e RJ45 Jumper Assembly, Red Boots | 363201-30 |
| 24" Mini Coax Jumper Assembly | 364597-03 | 84" Jumper Cable | 364489-01 |
| 36" Mini Coax Jumper Assembly | 364597-04 | 168" Jumper Cable | 364489-02 |
| 48" Mini Coax Jumper Assembly | 364597-05 | | |



Help your customers get connected.

Sold via distribution, these products will continue to showcase the high quality construction and clean system architecture you've come to expect from UStec.






Table of Contents

| | |
|------------------|----|
| ceLAN and iLAN | 40 |
| Panel Assemblies | 42 |
| Modules | 46 |







ENCLOSURES - ceLAN SERIES

| PRODUCT | PART # | DESCRIPTION | DIMENSIONS |
|--|---------|---|--------------------------|
| <p>10" Enclosure with Pressure-Fit Cover</p>  | CE-1410 | The ceLAN Series is an affordable, easy-to-install solution that can also be expanded, at the homeowner's pace, to serve future needs. Featuring the tecPod mounting system and a linkable enclosure architecture the ceLAN Series is modular both internally and externally. It also features a simplified installation when combined with the tecBracket (part number 42P1100), cutting back on installation trips and simplified enclosure mounting. | 10" H x 14.25" W x 2" D* |
| <p>10" Enclosure with Translucent Pressure-Fit Cover</p>  | CE-4405 | This ceLAN enclosure includes the same great features as the CE-1410, but with a translucent cover for a quick diagnostic of the modules, or a full-time view of the backbone of the home's technology. | 10" H x 14.25" W x 2" D* |
| <p>tecBracket</p>  | 42P1100 | The ceLAN tecBracket provides the simplest structured wiring rough-in phase for pre-wiring a home. The tecBracket maintains access to the cable bundle until a ceLAN Series cabinet is installed during the trim-out phase. It securely mates with the CE-1410 and CE-4405 ceLAN enclosures. | N/A |

* Enclosure depth is 5" including cover

ENCLOSURES - iLAN SERIES

| PRODUCT | PART # | DESCRIPTION | DIMENSIONS |
|--|---------|---|---------------------------------|
| <p>14" Enclosure with Hinged Door</p>  | UX-750 | The iLAN Series delivers design into the often dull world of infrastructure. Featuring a distinctive fire safety rated plastic cover, the enclosure can easily accommodate all of the basic infrastructure needs. Compatible with tecPods, and UStec and On-Q modules [†] , the UX-75x rough-in cabinet can integrate with a wide range of third-party products as well thanks to its 1" x 1" universal mounting grid. | 13.75" H x 14.25" W x 3.75" D** |
| | UX-751 | Small iLAN Series rough-in cabinet. | |
| | UX-420 | Small iLAN Series enclosure cover and trim ring. | |
| <p>22" Enclosure with Hinged Door</p>  | UX-100 | Large iLAN Series rough-in cabinet, includes wire management hardware. | 22" H x 14.25" W x 3.75" D** |
| | UX-101 | Large iLAN Series rough-in cabinet. | |
| | UX-430 | Large iLAN Series enclosure cover and trim ring. | |
| <p>iLAN Enclosure Stacking Bracket</p> | UX-3540 | Spacer bracket for determining the correct distance between iLAN rough-in cabinets when stacking two or more in more complex installations. | 3.05" H |

** Enclosure depth is 6.25" including cover


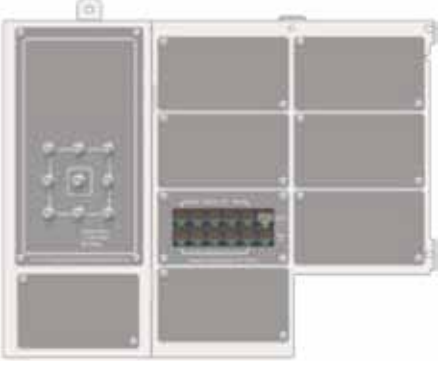

[†] On-Q modules must be combined with the F7520 bracket for installation into iLAN enclosures



TECPODS

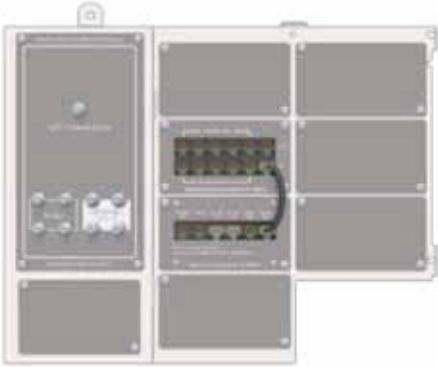
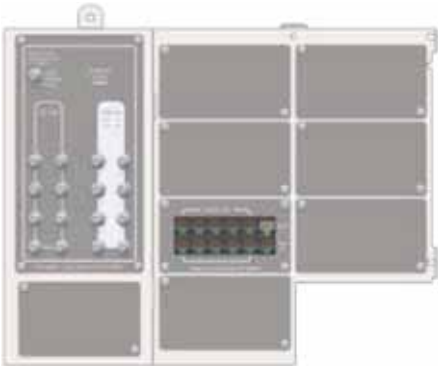

| PRODUCT | PART # | DESCRIPTION | DIMENSIONS |
|--|-------------------|--|-------------------------------|
| <p>tecPod 1x2 Double Module Bay Frame</p>  | TECPOD1X2 | The tecPod1x2 is a plastic frame designed to integrate UStec and On-Q modules into ceLAN and iLAN enclosures in a compact and economical manner. It is compatible with all UStec single and double-bay modules, as well as many On-Q single and double-bay modules. | 6.375" H x 4.875" W x 2.25" D |
| PRODUCT | PART # | DESCRIPTION | DIMENSIONS |
| <p>tecPod Telephone CATV Combo</p>  | TECPOD810 | A versatile and affordable solution for many homes, the tecPod810 is also designed to fit in the ceLAN and iLAN enclosures. It comes pre-populated with an 8-way unamplified CATV splitter with surge protection on each individual port, and the TP-TBM10 base telephone module for 10 telephone ports and a single RJ31X port. | 6.375" H x 4.875" W x 2.25" D |
| PRODUCT | PART # | DESCRIPTION | DIMENSIONS |
| <p>iLAN Basic Kit</p>  | TRS428/828 | This iLAN kit includes the tecPod810 and the large iLAN enclosure (UX-101, UX-430). | N/A |

iLAN PANELS

| PRODUCT | PART # | DESCRIPTION | DIMENSIONS |
|---|--------------------|--|------------------|
|  | tecLAN4B | This panel assembly includes: <ul style="list-style-type: none"> • 4 passive CATV ports • 4 in-home modulator input ports • 10 phone ports (4 line) • 1 RJ31X security interface port | Small iLAN Frame |
| PRODUCT | PART # | DESCRIPTION | DIMENSIONS |
|  | tecLAN8x1UB | This panel assembly includes: <ul style="list-style-type: none"> • 8 passive CATV ports with surge protection • 10 phone ports (4 line) • 1 RJ31X security interface port | Small iLAN Frame |
| PRODUCT | PART # | DESCRIPTION | DIMENSIONS |
|  | tecLAN8x1B | This panel assembly includes: <ul style="list-style-type: none"> • 8 amplified CATV ports with surge protection • 10 phone ports (4 line) • 1 RJ31X security interface port • CX16A-PS individual power supply (not shown) | Small iLAN Frame |

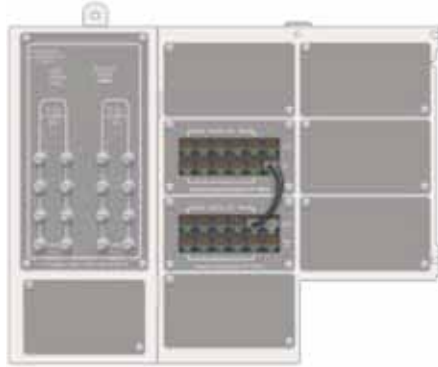




iLAN PANELS

| PRODUCT | PART # | DESCRIPTION | DIMENSIONS |
|---|----------|--|------------------|
|  | tecLAN4 | This panel assembly includes: <ul style="list-style-type: none"> • 4 passive CATV ports • 4 in-home modulator input ports • 10 phone ports (4 line) with surge protection • 2 RJ31X security interface ports | Small iLAN Frame |
|  | tecLAN8B | This panel assembly includes: <ul style="list-style-type: none"> • 8 amplified CATV ports with surge protection • 8 in-home modulator input ports • 10 phone ports (4 line) • 1 RJ31X security interface port • CX16A-PS individual power supply (not shown) | Small iLAN Frame |
|  | tecLAN8 | This panel assembly includes: <ul style="list-style-type: none"> • 8 amplified CATV ports with surge protection • 8 in-home modulator input ports • 10 phone ports (4 line) with surge protection • 2 RJ31X security interface ports • DC power supply module | Small iLAN Frame |







iLAN PANELS



| PRODUCT | PART # | DESCRIPTION | DIMENSIONS |
|---|-------------|---|------------------|
|  | tecLAN16x1B | This panel assembly includes: <ul style="list-style-type: none"> • 16 amplified CATV ports with surge protection • 20 phone ports (4 line) • 1 RJ31X security interface port • CX16A-PS power source (not shown) | Small iLAN Frame |
|  | tecLAN16B | This panel assembly includes: <ul style="list-style-type: none"> • 16 amplified CATV ports with surge protection • 16 in-home modulator input ports • 20 phone ports (4 line) • 1 RJ31X security interface port • CX16A-PS individual power supply (not shown) | Large iLAN Frame |
|  | tecLAN16 | This panel assembly includes: <ul style="list-style-type: none"> • 16 amplified CATV ports with surge protection • 16 in-home modulator input ports • 20 phone ports (4 line) • 2 RJ31X security interface ports • DC power supply module | Large iLAN Frame |



MODULES - TELEPHONE

| PRODUCT | PART # | DESCRIPTION | DIMENSIONS |
|---|------------|---|-------------------|
| <p>Telephone Input Module</p>  | TP-TBM10 | <p>The telephone input module includes:</p> <ul style="list-style-type: none"> • 10 telephone-out ports, 4 lines each • 1 telephone-in port • 1 RJ31X security interface port • Telephone base module | Single Module Bay |
| <p>Telephone Expansion Module</p>  | TP-TXM10 | <p>For use with the TP-TBM10 or other TP-TXM10 modules, this module adds 10 telephone-out ports of 4 lines each. It also includes a Cat 5e jumper cable.</p> | Single Module Bay |
| <p>Telephone Surge Module</p>  | TP-IN4RS.1 | <p>The phone surge module features:</p> <ul style="list-style-type: none"> • Independent surge protection for each phone line • Auto-reset circuit breakers for auto recovery • Ability to distribute up to 4 incoming CO lines to standard 10 port RJ45 expansion modules • RJ31X security interface port on line 1 & line 2 • Phone line test feature • Separate output for KSU/PBX | Single Module Bay |
| <p>TPBus PBX/KSU Distribution Module</p>  | TP-KSU8 | <p>This module includes 8 discreetly wired RJ45 ports. It allows single integration with proprietary phone systems such as the Panasonic KXT Series and requires one KSU extension cable.</p> | Single Module Bay |

MODULES - CATV

| PRODUCT | PART # | DESCRIPTION | DIMENSIONS |
|---|-----------|--|---------------------|
| <p>1 in 8 out Passive Video Distribution Module</p>  | CX-1x8 | <p>This passive video module includes:</p> <ul style="list-style-type: none"> • Digital cable, cable modem, HDTV, and EDTV compatible • 8 digital-ready passive CATV ports • 52-1000 MHz Forward Path / 5-42 MHz Return Path • Industry leading performance (22 dB min return loss, 11.5 dB insertion loss) • 6 kV surge protection on all ports | Large Amplifier Bay |
| <p>8 Port, 2 Way Digital RF Amplifier, 1 GHz</p>  | CX-AMP1x8 | <p>This RF amplifier includes:</p> <ul style="list-style-type: none"> • Digital cable, cable modem, HDTV, and EDTV compatible • 8 digital-ready amplified CATV ports • 52-1000 MHz forward path / 5-42 MHz return path • 4 dB forward gain / ± 1 dB flatness • 3.5 dB max noise 54-860 MHz / 3.8 dB max noise 860 -1000 MHz • Industry leading performance (20 dB min Return Loss) • 6 KV surge protection all coax ports | Large Amplifier Bay |



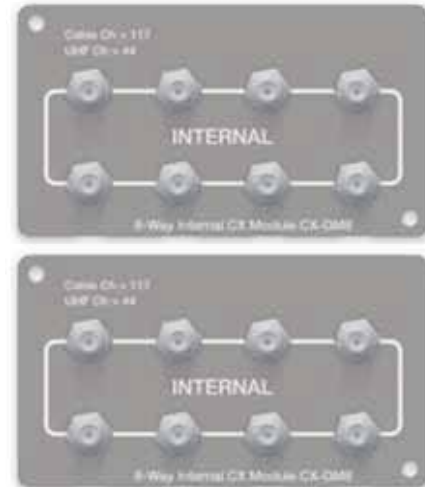
MODULES - CATV

| PRODUCT | PART # | DESCRIPTION | DIMENSIONS |
|--|--------------|---|---------------------|
| <p>8 Way RF Amplifier with Surge Protection, 8 Internals</p> | CX-AMP8.2KIT | <p>Amplifier features:</p> <ul style="list-style-type: none"> • Digital cable, cable modem, HDTV, and EDTV compatible • 8 digital-ready amplified CATV ports • 52-1000 MHz Forward Path / 5-42 MHz Return Path • 1.5 dB forward gain / ± 1 dB flatness • 3.5 dB amp max noise 54-860 MHz / system max noise • 4.75 dB 54-860 MHz industry leading performance (18 dB min return loss) • 6 KV surge protection on all coax ports • 8 front in-home modulator input ports / 3 additional on rear | Large Amplifier Bay |

| PRODUCT | PART # | DESCRIPTION | DIMENSIONS |
|---|----------|---|---------------------|
| <p>16 Way RF Amplifier with Surge Protection, Return Path</p> | CX-AMP16 | <p>Amplifier features:</p> <ul style="list-style-type: none"> • Digital cable, cable modem, HDTV, and EDTV compatible • 16 split high/low gain outputs for long/short cable runs • 54-1000 MHz forward channel / 5-42 MHz return channel • 7.5 dB gain high outputs / 4.5 dB gain short outputs • 3.5 dB amp max noise 54-860 MHz / system max noise 6 dB 54-860 MHz • Industry leading performance (18 dB min return loss) • 6 KV surge protection on all coax ports • 4 in-home modulator input ports on rear | Large Amplifier Bay |






MODULES - CATV

| PRODUCT | PART # | DESCRIPTION | DIMENSIONS |
|---|-------------|--|---|
| <p>16 Way RF Amplifier with Surge Protection, Return Path, and 16 Internals</p> | CX-AMP16KIT | <p>Amplifier features:</p> <ul style="list-style-type: none"> • 16 front in-home modulator input ports via 2 CX-DM8 modules • Digital cable, cable modem, HDTV, and EDTV compatible • 16 split high/low gain outputs for long/short cable runs • 54-1000 MHz forward channel / 5-42 MHz return channel • 7.5 dB gain high outputs / 4.5 dB gain short outputs • 3.5 dB amp max noise 54-860 MHz / system max noise 6 dB 54-860 MHz • industry leading performance (18 dB min return loss) • 6 KV surge protection on all coax ports • 4 modulator input ports on rear | Large Amplifier Bay, 2 Single Module Bays |








MODULES - POWER



| PRODUCT | PART # | DESCRIPTION |
|--|-----------|--|
| Individual Power Supply  | CX16A-PS | This individual "plug-in" type power supply carries 12-15 volts, 1000 mA. |
| DC Power Distribution Module  | DC-PDM5 | This RoHS compliant universal input (90-264 VAC) DC distribution module provides continuous short circuit protection, over voltage protection, 18 V switching power supply with regulated output, and five 2.5 mm DC connectors. |
| DC Cord Y Power Adapter  | YDC1 | DC cord Y power adaptor |
| Small Bay Module Blank  | UX-205 | Single (small) bay module blank |
| Large Bay Module Blank  | CXBLANK-S | Amplifier (large) bay module blank |



INTEGRATION KITS

| PRODUCT | PART # | DESCRIPTION |
|--|---------|--|
| Wire Management Kit  | 4057 | Wire management kit includes 3 9" grommated Velcro straps, 1 18" Velcro strap, and 4 screws. |
| Universal Mounting Kit  | 70K2000 | Universal mounting kit mounts a wide variety of third party devices. It includes all mounting hardware and two complete sets. |
| Edge-Grabber Kit  | 70K3030 | Security/home automation circuit board mounting kit includes 4 circuit board edge-grabbers and all necessary mounting hardware. These unique edge-grabbers hold virtually any circuit board up to 1/16" thickness. |
| Security System Install Kit | 70K4800 | This installation kit includes all of the features of the 70K3030 with an additional battery tray (up to 6.5" wide x 3.5" deep). |
| Mac mini Brackets | 70K9800 | These brackets are designed specifically for integrating Apple's Mac mini computer into the ceLAN and iLAN enclosures. Lifting the Mac mini .5" from the back of the enclosure, the brackets support both easy access of the computer's DVD superdrive and convection based air flow to keep the computer running cool. Powder coated paint ensures a snug fit while protecting the Mac mini from scratches. |

ACCESSORIES

| PRODUCT | PART # | DESCRIPTION |
|--|----------------------|---|
| Adjustable Peripherals Holster  | UX-2551 | This holster accommodates many third party products, maintaining wire management and a secure fit. It's compatible with all iLAN enclosures. |
| KSU8 to 8 Module Plug Cable  | TP-KSU624 | For use with the TP-KSU8 phone module, this 10' KSU extension cable mates with the Panasonic KXT 624 / 848 / 1 st 8 extensions on 816. |
| KSU8 to 25 Pair Amphenol Conn | TP-KSU1232 | For use with the TP-KSU8 phone module, this 10' KSU extension cable mates with the Panasonic KXT 1232 / 2 nd 8 extensions on 816. |
| Flush Mount Clips | TCF5-100 TCF2-400 | RB-5 - 0.75" clips, package of 100 RB-2 - 0.276" OD clips, package of 400 |



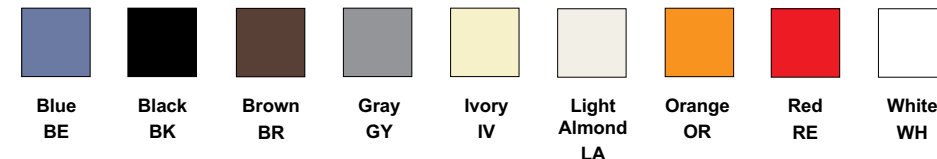
tecCenter CROSS-REFERENCE TABLE

| | PRODUCT | DISCONTINUED PART # | SUGGESTED REPLACEMENT PART # |
|--------------------------------------|---|------------------------------|----------------------------------|
| TECPODS & ENCLOSURES | Large & Small iLAN enclosure with mounting hardware | UX-160 | UX-100, UX-750, UX-3540 |
| | Large & Small iLAN enclosure | UX-161 | UX-101, UX-751, UX-3540 |
| | 10-port telephone expansion tecPod | TECPOD-TXM10 | tecPod1x2, TP-TXM10 |
| | 20-port telephone expansion tecPod | TECPOD-TXM10X2 | tecPod1x2, two TP-TXM10 |
| | 5-port switch tecPod | TECPOD-BT5 | tecPod1x2, DA1002, F7760 |
| | 10-port switch tecPod | TECPOD-BT5X2 | tecPod1x2, two DA1002, two F7760 |
| | 8-port router tecPod | TECPOD-IPR8.1 | tecPod1x2, DA1004 |
| | 10-phone, 4 satellite pass-through tecPod | TECPOD-SAT410 | tecPod1x2, TP-TBM10, VM7634 |
| | MODULATORS & CAMERAS | Outdoor black & white camera | CMA-OBW |
| Outdoor color camera | | CMA-OC | F2299, F7642 (Cat 5 based) |
| Indoor black & white camera | | CMA-IBW | F2284 (Cat 5 based) |
| Indoor color camera | | CMA-IC | F2299 (Cat 5 based) |
| 4-port coax camera module | | CX-CM4.1A | F7638, F7726 (Cat 5 based) |
| Single camera power supply | | CX-CM1 | DISCONTINUED |
| Single channel modulator, mono audio | | MOD1CH | F1001 |
| Two channel modulator, stereo audio | | ELT2MOD-S | F1003 |
| MISCELLANEOUS | | Cat 5 RJ45 plugs, pkg of 25 | 3012-25 |
| | Cat 5 RJ45 plugs, pkg of 100 | 3012-100 | 364405-01 x4 |
| | Cat 6 RJ45 plugs, pkg of 25 | 3616-25 | DISCONTINUED |
| | RF low pass filter - channels 2-116 | 8015 | 364456-03 |
| | Terminator caps - pkg of 100 | 2062 | 364412-01 x10 |
| | F56 connectors with O-ring, pkg of 100 | RTF56-100 | 364246-02 |
| | Cable stripper tool | STRP-7736P | 362721-02 |
| | Radial taper F56 compression tool | RTC360 | 364247-01 |
| | RJ45 Cat 5 and Cat 6 crimp tool | MPT10.10 | 364406-01 |
| | Cat 5 and Cat 6 die set for MPT10.10 tool | MPT10.10DS | DISCONTINUED |
| | Snipping and side cutter tool | XSNTL | DISCONTINUED |
| | XJack and X6Jack tool | XTL1 | DISCONTINUED |
| | Single duplex electrical | RB1-2G-16 | DISCONTINUED |
| | PVC single gang mounting bracket - retrofit | LV1 | AC1010-01 |
| | Alignment tool for RB series brackets | RBT1A | F7582 |

tecCenter CROSS-REFERENCE TABLE

| | PRODUCT | DISCONTINUED PART # | SUGGESTED REPLACEMENT PART # |
|-----------------------|--|---------------------|--|
| STRAPS | Décor outlet strap 1-port | T1PORT-x | WP3411-xx (BK, BR, IV, LA, WH) |
| | Décor outlet strap 2-port, unprinted | T2PORTU-x | WP3412-xx (BK, BR, IV, LA, WH) |
| | Décor outlet strap 2-port, printed | T2PORT-x | WP3412-xx (BK, BR, IV, LA, WH) |
| | Décor outlet strap 4-port | T4PORT-x | WP3414-xx (BK, BR, IV, LA, WH) |
| INSERTS | Cat 5e RJ45 T568 A/B connector | TJACK-x | WP3450-xx (BE, BK, BR, GY, IV, LA, OR, RE, WH) |
| | Cat 5e RJ45 T568 A/B connector | XJACK-x | WP3450-xx (BE, BK, BR, GY, IV, LA, OR, RE, WH) |
| | Bulk pack - 50 white Cat 5e RJ45 T568 A/B connectors | -- | WP3450-WH-50 |
| | Cat 6 RJ45 T568 A/B connector | X6JACK-x | WP3460-xx (BE, BK, BR, GY, IV, LA, OR, RE, WH) |
| | Blank insert | TBLANK-x | WP3455-xx (BK, BR, IV, LA, WH) |
| | Standard F-connector | TCOAX-x | WP3481-xx (BK, BR, IV, LA, WH) |
| PRE-CONFIGURED STRAPS | Bulk pack - 50 white standard F-connectors | -- | WP3481-WH-50 |
| | Pre-configured 1-port strap with 1 RJ45 | TECPORTRJ45-x | WP3210-xx (BK, LA, WH) |
| | Pre-configured 1-port strap with 1 RJ45 | XPORTRJ45-x | WP3210-xx (BK, LA, WH) |
| | Pre-configured 1-port strap with 1 Cat 6 RJ45 | X6PORTRJ45-x | WP3411-xx, WP3460-xx |
| | Pre-configured 2-port strap with phone, TV | TECPORT1X1-x | WP3211-xx (BK, LA, WH) |
| | Pre-configured 2-port strap with phone, TV | XPORT1X1-x | WP3211-xx (BK, LA, WH) |
| | Pre-configured 3-port strap with phone, 2 TV | TECPORT1X2-x | WP3422-xx, WP3450-xx, two WP3481-xx |
| | Pre-configured 3-port strap with phone, 2 TV | XPORT1X2-x | WP3422-xx, WP3450-xx, two WP3481-xx |
| | Pre-configured 2-port strap with phone, data | TECPORT2RJ45-x | WP3220-xx (BK, LA, WH) |
| | Pre-configured 2-port strap with phone, data | XPORT2RJ45-x | WP3220-xx (BK, LA, WH) |
| | Pre-configured 2-port strap with Cat 6 phone, data | X6PORT2RJ45-x | WP3220-xx, two WP3460-xx |
| | Pre-configured 4-port strap with phone, data, 2 TV | TECPORT2X2-x | WP3422-xx (BK, LA, WH) |
| | Pre-configured 4-port strap with phone, data, 2 TV | XPORT2X2-x | WP3422-xx (BK, LA, WH) |
| | Pre-configured 4-port strap with Cat 6 phone, data, 2 TV | X6PORT2X2-x | WP3422-xx, two WP3460-xx, two WP3481-xx |

COLOR OPTIONS





Take entertainment to a whole new level.

From amazing audio to movie theater quality surround sound, On-Q entertainment

products offer your customers all the top entertainment choices with none of the connection complications.



Table of Contents

| | |
|---|----|
|  LyriQ in Studio Design | 56 |
|  LyriQ in Classic Design | 62 |
|  Speakers | 70 |
|  Video | 80 |



lyriQ™ Multi-Room Audio System in the Studio Design


Now available in the new Studio design, the lyriQ Multi-Room Audio System delivers high performance sound at the touch of a button. Installed easily via Cat 5 wiring, lyriQ systems are available in multi-source or single source versions. Each multi-source system can control up to eight zones of audio, with the ability to cascade additional modules for larger installations.



System Features and Benefits

- Up to four sources per multi-source system
- Up to eight zones per multi-source system, with ability to expand
- Whole house control via universal remote and keypad
- High performance and standard systems
- Up to two local source inputs per keypad
- Local source selectable via keypads
- Elegant, contemporary design
- Efficient installation via Cat 5 wiring

COLORS



RELATED PRODUCTS



AU5008-XX
lyriQ Local Source
Input



AU5009-XX
lyriQ Keypad

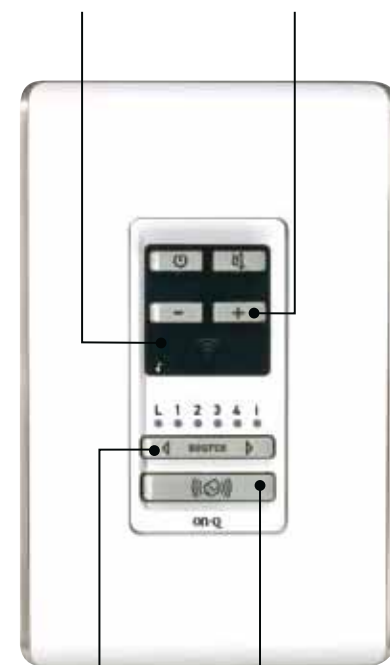


AU5010-XX
lyriQ High Performance
Keypad



AU5544-XX
lyriQ Multi-Source, Four-Zone Kit


Plasma friendly
IR target



Source
selection

Whole house control
at the touch of a button

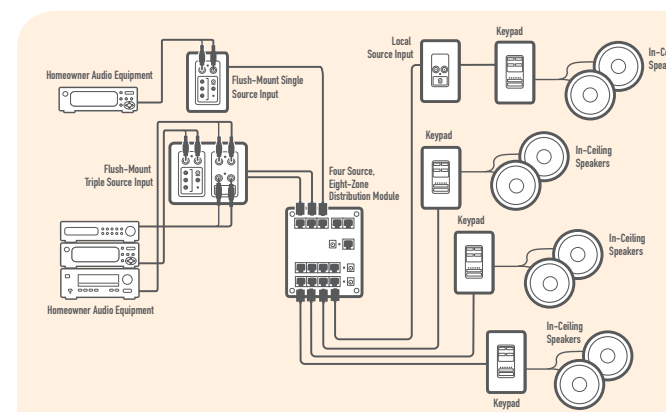
Convenient RJ45
connection



Easy speaker
wire connection

Mounts in standard
single gang opening

WIRING DIAGRAM



INSTALLATION AT-A-GLANCE lyriQ MULTI-SOURCE AUDIO SYSTEM

1. Run a single Cat 5 cable and speaker wire to each location where a keypad will be installed.
2. Install each keypad in a standard single gang box and connect a pair of speakers to the keypad.
3. Install the multi-source distribution module in the On-Q enclosure and connect it to the keypads.
4. Run a Cat 5 cable from the module to each location where a flush-mount source input will be installed.
5. Install the flush mount inputs in standard single or double gang boxes and connect the Cat 5.
6. Connect the source to the input.



ENTERTAINMENT/lyriQ™ Audio System



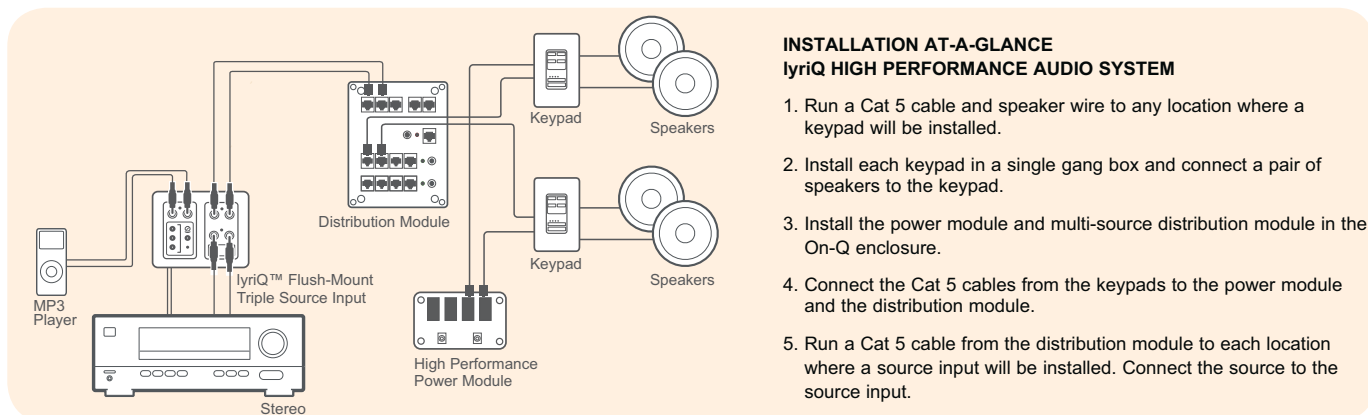
lyriQ™ HIGH PERFORMANCE KITS

| PRODUCT | PART # | DESCRIPTION |
|--|-----------|--|
| <p>lyriQ High Performance Multi-Source, 6-Zone Kit in Studio Design NEW!</p>  <p style="text-align: center;">HIGH PERFORMANCE NEW!</p> | AU5646-WH | <p>With this lyriQ High Performance Audio Kit, homeowners can relax throughout the home to the crisp, clear sounds of their favorite artists. They can entertain in six different rooms or zones without missing a single riff. The kit includes six high performance keypads with 20 W per channel (class D) power and active subwoofer support, providing superior performance and fidelity throughout the home.</p> <p>Kit Contains: 6 lyriQ High Performance Keypads with Studio Plates 2 High Performance Power Distribution Modules 1 lyriQ Flush Mount Single Source Input 1 lyriQ Flush Mount Triple Source Input 1 lyriQ Four Source, Eight-Zone Distribution Module 1 Remote 1 Dual IR Emitter 4 Power Supplies 1 Single-Gang Studio Wall Plate 1 Double-Gang Studio Wall Plate</p> |
| <p>lyriQ High Performance Multi-Source, 4-Zone Kit in Studio Design NEW!</p>  <p style="text-align: center;">HIGH PERFORMANCE NEW!</p> | AU5644-WH | <p>This lyriQ High Performance Kit is the perfect way to provide serious audiophile sound in a smaller package. Homeowners can enjoy high-fidelity audio from four different sources in four different rooms or zones, including the patio. The kit includes four high performance keypads with 20 W per channel (class D) power and active subwoofer support, providing superior performance and fidelity throughout the home.</p> <p>Kit Contains: 4 lyriQ High Performance Keypads with Studio Plates 1 High Performance Power Distribution Module 1 lyriQ Flush Mount Single Source Input 1 lyriQ Flush Mount Triple Source Input 1 lyriQ Four Source, Eight-Zone Distribution Module 1 Remote 1 Dual IR Emitter 3 Power Supplies 1 Single-Gang Studio Wall Plate 1 Double-Gang Studio Wall Plate</p> |



lyriQ™ KITS

| PRODUCT | PART # | DESCRIPTION |
|---|-----------|--|
| <p>lyriQ Multi-Source, 4-Zone Kit in Studio Design NEW!</p>  <p style="text-align: center;">MULTI-SOURCE NEW!</p> | AU5544-WH | <p>This lyriQ Audio Kit lets homeowners enjoy four music sources throughout their home. Its Cat 5 backbone allows whole house commands and it easily integrates with the Broadcast or Selective Call Intercom Systems. It passes Infrared remote control signals for easy sound management and, because it's Cat 5-based, installation is simple.</p> <p>Kit Contains: 4 lyriQ Keypads with Studio Plates 1 lyriQ Local Source Input with Studio Plate 1 lyriQ Flush Mount Single Source Input 1 lyriQ Flush Mount Triple Source Input 1 lyriQ Four Source, Eight-Zone Distribution Module 1 Remote 2 Dual IR Emitters 1 Power Supply 1 Single-Gang Studio Wall Plate 1 Double-Gang Studio Wall Plate</p> |
| <p>lyriQ Single Source, 4-Zone Kit in Studio Design NEW!</p>  <p style="text-align: center;">SINGLE SOURCE NEW!</p> | AU5514-WH | <p>The lyriQ Single Source, 4-Zone Kit is the perfect all-in-one solution for whole house audio. Homeowners can enjoy the main music source in four rooms, or choose to listen to a local source in only one room. Its Cat 5 backbone allows whole house commands and passes Infrared remote control signals for easy sound management. And, because it's Cat 5-based, installation is simple.</p> <p>Kit Contains: 4 lyriQ Keypads with Studio Plates 1 lyriQ Local Source Input with Studio Plate 1 lyriQ Flush Mount Single Source Input 1 lyriQ Single Source, Four-Zone Distribution Module 1 Remote 1 Dual IR Emitter 1 Power Supply 1 Single-Gang Studio Wall Plate</p> |

WIRING DIAGRAM






lyriQ™ DISTRIBUTION MODULES

| PRODUCT | PART # | DESCRIPTION | DIMENSIONS |
|---|--------|---|-----------------|
| <p>lyriQ Four-Source, Eight-Zone Distribution Module</p>  | AU1002 | <p>The lyriQ Four Source, Eight-Zone Distribution Module distributes four audio sources to up to eight different zones. It also includes built-in audio interrupt for the Broadcast or Selective Call Intercom Systems, and can expand a system to up to 32 zones by adding multiple single source, 4-zone modules (AU7396).</p> <p>Bracket included. Power supply required (see page 35).</p> | 5.9" H x 6.5" W |
| <p>lyriQ Single Source, 4-Zone Distribution Module</p>  | AU7396 | <p>The lyriQ Single Source, Four-Zone Distribution Module provides high-quality stereo music to four rooms, with the ability to expand to 20 rooms. It also passes infrared remote control signals for easy sound management.</p> <p>Bracket included. Power supply required (see page 35).</p> | 3" H x 6.5" W |



ENTERTAINMENT/lyriQ™ Audio System



lyriQ™ SOURCE INPUTS

| PRODUCT | PART # | DESCRIPTION | DIMENSIONS |
|---|--|--|----------------------------|
| <p>lyriQ Local Source Input in Studio Design</p>  <p>NEW!</p> | <p>AU5008-GB AU5008-LA AU5008-TI AU5008-WH</p> | <p>The lyriQ Local Source Input enables users to plug in devices like personal audio players locally for in-room entertainment. It includes a convenient RJ45 connection and adjustable gain control. Up to two local source inputs can be installed per zone, and it can be selected from the keypad or the On-Q remote.</p> <p>Includes Studio Wall Plate.</p> | 4.2" H x 1.65" W |
| <p>lyriQ Flush Mount Triple Source Input</p>  <p>NEW!</p> | <p>AU1011-BK AU1011-LA AU1011-WH</p> | <p>The lyriQ Flush Mount Triple Source Input connects to the Four-Source, Eight-Zone Module to distribute three audio sources throughout the home. It features two RJ45 connections, adjustable gain control for each input, three IR emitter ports and one IR target port. Pair with the lyriQ Single Source Input in flush-mount or standard versions (AU1004 or F7398).</p> | 4.2" H x 3.3" W |
| <p>lyriQ Flush Mount Single Source Input</p>  <p>NEW!</p> | <p>AU1004-BK AU1004-LA AU1004-WH</p> | <p>The lyriQ Flush Mount Single Source Input connects to a lyriQ distribution module to distribute one audio source throughout the home. It features an RJ45 connection, adjustable gain control, an IR emitter port and an IR target port.</p> | 4.2" H x 1.65" W |
| <p>lyriQ Triple Source Input</p>  | F7428 | <p>The lyriQ Triple Source Input connects to the Four-Source, Eight-Zone Module to distribute three audio sources throughout the home. It features two RJ45 connections, adjustable gain control for each input, three IR emitter ports and one IR target port. Pair with the lyriQ Single Source Input in flush-mount or standard versions (AU1004 or F7398).</p> | 2.45" H x 4.5" W x 1.25" D |
| <p>lyriQ Single Source Input</p>  | F7398 | <p>The lyriQ Single Source Input connects to a lyriQ distribution module to distribute one audio source throughout the home. It features an RJ45 connection, adjustable gain control, an IR emitter port and an IR target port.</p> | 2.45" H x 4.5" W x 1.25" D |
| <p>lyriQ Zone Expander</p>  <p>NEW!</p> | AU1022 | <p>This new product expands an eight-zone, multi-source lyriQ system to create up to 16 zones of audio. Designed to be connected to two four-source, eight-zone distribution modules, the zone expander includes convenient RJ45 connections and does not require any additional power.</p> | 3" H x 6.5" W |


ENTERTAINMENT/lyriQ™ Audio System



lyriQ™ COMPONENTS

| PRODUCT | PART # | DESCRIPTION | DIMENSIONS |
|--|--|--|------------------|
| <p>lyriQ High Performance Keypad in Studio Design</p>  <p>NEW!</p> | <p>AU5010-GB AU5010-LA AU5010-TI AU5010-WH</p> | <p>The lyriQ High Performance Keypad takes whole house audio and cranks it up a notch. Perfect for applications requiring superior power and fidelity, the keypad features enhanced performance with 20 W per channel (class D) power and active subwoofer support with an 80 Hz low pass filter. It enables direct selection of the local source, as well as a convenient whole house button. The new keypad includes backlit buttons to indicate unit status, and an RJ45 connection for easy, Cat 5-based installation.</p> <p>Includes Studio Wall Plate. lyriQ High Performance Keypad Power Distribution Module (AU1001) required.</p> | 4.2" H x 1.65" W |
| <p>lyriQ Keypad in Studio Design</p>  <p>NEW!</p> | <p>AU5009-GB AU5009-LA AU5009-TI AU5009-WH</p> | <p>The keypad delivers high quality sound throughout the home. It features enhanced performance with an efficient class D amplifier, as well as convenient backlit buttons to indicate unit status. The new keypad also enables direct selection of the local source, as well as a convenient whole house button and an RJ45 connection for easy Cat 5-based installation.</p> <p>Includes Studio Wall Plate.</p> | 4.2" H x 1.65" W |

ACCESSORIES

| PRODUCT | PART # | DESCRIPTION |
|--|--------|--|
| <p>Home Systems Remote 1060</p>  <p>NEW!</p> | AU1060 | <p>The On-Q Remote features whole house commands which control all keypads from one location. It controls the lyriQ Audio System, as well as other On-Q systems. The universal learning remote can also be programmed to control up to seven additional devices.</p> |
| Dual IR Mouse Emitter | F7425 | <p>Includes 3.5 mm mono mini plug for connection to any lyriQ Source Input. Emitter installs directly over IR sensor window for control of source equipment from the keypad or universal remote.</p> |
| Universal IR Target | F7426 | <p>Enables control of multimedia equipment in locations without a volume control, such as when equipment is stored inside the entertainment center.</p> |

COLOR OPTIONS






lyriQ™ Multi-Room Audio System in the Classic Design

The lyriQ System is the perfect solution for high performance whole house audio. Systems are available in single or multi-source versions and are based on efficient Cat 5 wiring. Each multi-source system can support up to 32 zones of audio and up to four audio sources.



Mutes audio
Selects from up to four audio sources



IR Control of whole house audio & sources
Easy-to-use volume control

Convenient RJ45 connection

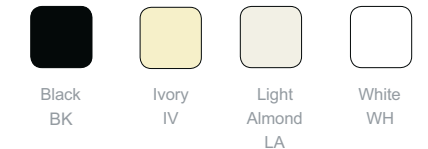


Easy speaker wire connection
Mounts in standard single-gang opening

System Features and Benefits

- Up to four sources per multi-source system
- Up to eight zones per multi-source system, with ability to expand
- Whole house control via universal remote and keypad
- High performance and standard systems
- Up to two local source inputs per keypad
- Flush mount inputs in single and triple source versions
- Classic design enhances any decor
- Efficient installation via Cat 5 wiring

COLORS



RELATED PRODUCTS



F7417-XX
lyriQ Local Source Input



AU7394-XX
lyriQ Keypad

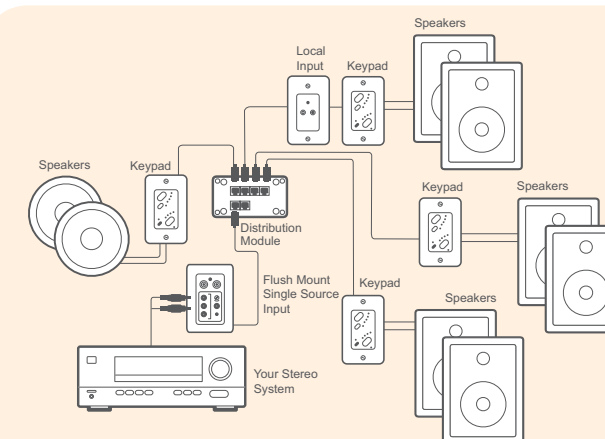


AU1000-XX
lyriQ High-Performance Keypad



AU7400-XX
lyriQ Single Source, 4-Zone Kit

WIRING DIAGRAM






INSTALLATION AT-A-GLANCE lyriQ SINGLE-SOURCE AUDIO SYSTEM

1. Run a single Cat 5 cable and speaker wire to each location where a keypad will be installed.
2. Install each keypad in a standard single gang box and connect the Cat 5 cable and a pair of speakers to the keypad.
3. Install the single source distribution module in the On-Q enclosure and connect it to the keypads and source input.
4. Run a Cat 5 cable from the module to the location where the source input will be installed.
5. Install the input in a standard single-gang box and connect the Cat 5.
6. Connect the audio source to the source input.

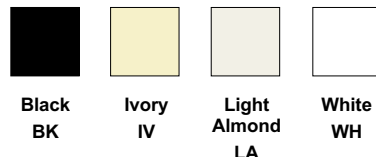


ENTERTAINMENT/lyriQ™ Audio System

lyriQ™ KEYPADS

| PRODUCT | PART # | DESCRIPTION | DIMENSIONS |
|--|--|--|-------------------------|
| <p>lyriQ High Performance Keypad</p>  | <p>AU1000-BK AU1000-IV AU1000-LA AU1000-WH</p> | <p>The lyriQ High Performance Keypad takes whole house audio and cranks it up a notch. Perfect for applications requiring superior power and fidelity, the keypad features enhanced performance with 20 W per channel (class D) power and active subwoofer support with an 80 Hz low pass filter. It also includes convenient backlit buttons to indicate status.</p> <p>*lyriQ High Performance Keypad Power Distribution Module (AU1001) required.</p> | <p>4.2" H x 1.65" W</p> |
| <p>lyriQ Keypad</p>  | <p>AU7394-BK AU7394-IV AU7394-LA AU7394-WH</p> | <p>When installed with the lyriQ Audio System, the keypad delivers high-quality sound throughout the home and garden. It features enhanced performance with an efficient class D amplifier, as well as convenient backlit buttons to indicate unit status. The keypad also includes a convenient whole house button and an RJ45 connection for easy Cat 5-based installation.</p> | <p>4.2" H x 1.65" W</p> |
| <p>lyriQ Amplified Volume Control</p>  | <p>F7399-IV F7399-LA F7399-WH</p> | <p>This easy-to-use volume control features Infrared sensors, which allow remote control of volume level. They easily install in standard decorator plates via Cat 5 cabling, and enhance the convenience of any whole house audio system.</p> | <p>4.2" H x 1.65" W</p> |

COLOR OPTIONS



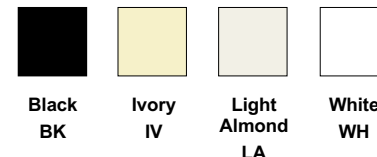
ENTERTAINMENT/lyriQ™ Audio System



lyriQ™ SOURCE INPUTS

| PRODUCT | PART # | DESCRIPTION | DIMENSIONS |
|---|--|---|-----------------------------------|
| <p>lyriQ Local Source Input</p>  | <p>F7417-BK F7417-IV F7417-LA F7417-WH</p> | <p>The lyriQ Local Source Input enables users to plug in devices locally for in-room entertainment. Listen to personal audio players, enjoy video games and watch TV with rich sound output to local speakers. The local source input automatically overrides the remote source music in the room and returns to the main source when the local source is turned off.</p> | <p>4.2" H x 1.65" W</p> |
| <p>lyriQ Flush Mount Triple Source Input</p>  | <p>AU1011-BK AU1011-LA AU1011-WH</p> | <p>NEW!</p> <p>The lyriQ Flush Mount Triple Source Input connects to the Four-Source, Eight-Zone Module to distribute three audio sources throughout the home. It features two RJ45 connections, adjustable gain control for each input, three IR emitter ports and one IR target port. Pair with the lyriQ Single Source Input in flush-mount or standard versions (AU1004 or F7398).</p> | <p>4.2" H x 3.3" W</p> |
| <p>lyriQ Flush Mount Single Source Input</p>  | <p>AU1004-BK AU1004-LA AU1004-WH</p> | <p>NEW!</p> <p>The lyriQ Flush Mount Single Source Input connects to a lyriQ distribution module to distribute one audio source throughout the home. It features an RJ45 connection, adjustable gain control, an IR emitter port and an IR target port.</p> | <p>4.2" H x 1.65" W</p> |
| <p>lyriQ Triple Source Input</p>  | <p>F7428</p> | <p>The lyriQ Triple Source Input connects to the Four-Source, Eight-Zone Module to distribute three audio sources throughout the home. It features two RJ45 connections, adjustable gain control for each input, three IR emitter ports and one IR target port. Pair with the lyriQ Single Source Input in flush-mount or standard versions (AU1004 or F7398).</p> | <p>2.45" H x 4.5" W x 1.25" D</p> |
| <p>lyriQ Single Source Input</p>  | <p>F7398</p> | <p>The lyriQ Single Source Input connects to a lyriQ distribution module to distribute one audio source throughout the home. It features an RJ45 connection, adjustable gain control, an IR emitter port and an IR target port.</p> | <p>2.45" H x 4.5" W x 1.25" D</p> |

COLOR OPTIONS








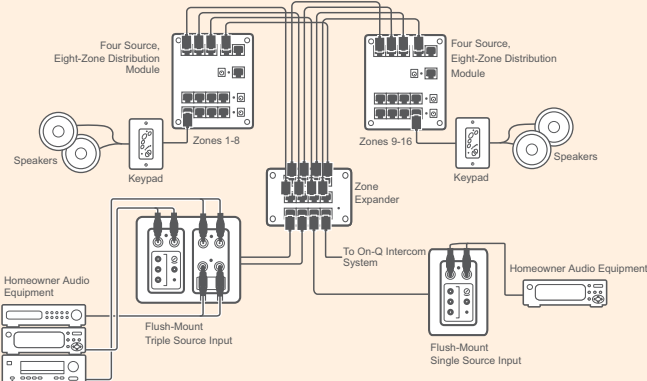
ENTERTAINMENT/lyriQ™ Audio System



lyriQ™ DISTRIBUTION MODULES

| PRODUCT | PART # | DESCRIPTION | DIMENSIONS |
|---|-----------------------|--|-----------------|
| lyriQ Four Source, Eight-Zone Distribution Module  | AU1002 | The lyriQ Four Source, Eight-Zone Distribution Module distributes four audio sources to up to eight different zones. It also includes built-in audio interrupt for the Broadcast or Selective Call Intercom Systems, and can expand a system to up to 32 zones by adding multiple single source, 4-zone modules (AU7396). Bracket included. Power supply required (see page 35). | 5.9" H x 6.5" W |
| lyriQ Single Source, 4-Zone Distribution Module  | AU7396 | The lyriQ Single Source, Four-Zone Distribution Module provides high-quality stereo music to four rooms, with the ability to expand to 20 rooms. It also passes infrared remote control signals for easy sound management. Bracket included. Power supply required (see page 35). | 3" H x 6.5" W |
| lyriQ Zone Expander  | NEW! AU1022 | This new product expands an eight-zone, multi-source lyriQ system to create up to 16 zones of audio. Designed to be connected to two four-source, eight-zone distribution modules, the zone expander includes convenient RJ45 connections and does not require any additional power. | 3" H x 6.5" W |

WIRING DIAGRAM



INSTALLATION AT-A-GLANCE
lyriQ ZONE EXPANDER





1. Run a single Cat 5 cable and speaker wire to each location where a keypad will be installed.
2. Install each keypad in a single gang box and connect a pair of speakers to the keypad.
3. Install two multi-source distribution modules in the On-Q enclosure and connect them to the keypads.
4. Install the zone expander in the enclosure and connect it to the two multi-source distribution modules.
5. Run a single Cat 5 cable from the zone expander to each flush-mount source input, installed in standard electrical boxes.
6. Connect the audio sources to the source inputs.

COLOR OPTIONS



ENTERTAINMENT/lyriQ™ Audio System

ACCESSORIES

| PRODUCT | PART # | DESCRIPTION |
|--|--|--|
| Home Systems Remote 1060  | NEW! AU1060 | The On-Q Remote features whole house commands which control all keypads from one location. It controls the lyriQ Audio System, as well as other On-Q systems. The universal remote can also be programmed to control up to seven additional devices. |
| 2-Binding Post Speaker Strap  | F9006-BK F9006-BR F9006-IV F9006-LA F9006-WH | Two binding posts for speaker connection. |
| Audio Decorator Strap  | F9005-BK F9005-BR F9005-IV F9005-LA F9005-WH | Decorator frame containing two right and two left binding posts for audio source connection. |
| Home Theater Strap  | F9004-BK F9004-BR F9004-IV F9004-LA F9004-WH | Two decorator frames containing five pairs of binding posts for home theater speaker connection. The strap includes a connection for the subwoofer for a true 5.1 multi-room audio installation. |
| Dual IR Mouse Emitter | F7425 | Includes 3.5 mm mono mini plug for connection to any lyriQ Source Input. Emitter installs directly over IR sensor window for control of source equipment from the keypad or universal remote. |
| Universal IR Target | F7426 | Enables control of multimedia equipment in locations without a volume control, such as when equipment is stored inside the entertainment center. |

IMPEDANCE MATCHING AUDIO

| PRODUCT | PART # | DESCRIPTION | DIMENSIONS |
|--|--|--|------------------|
| 6-Room Audio Module | 364454-01 | This module provides color-coded connections for up to six sets of speakers with impedance. It also features removable connectors for easy wire termination. | 3" H x 6.5" W |
| Impedance Matching Volume Control | 364769-01 (White) 364769-02 (Almond) 364769-03 (Ivory) | 75 W RMS Volume Control runs impedance matching through jumpers on the back. | 4.2" H x 1.65" W |
| 4-Zone Audio Distribution Outlet | 364741-01 (White) 364741-02 (Almond) 364741-03 (Ivory) | Provides distribution of an audio source to four pairs of speakers. | N/A |
| 6-Room Audio Module | 364761-01 | Used for the Home Entertainment Connection Center. | N/A |



ENTERTAINMENT/evōQ™ Speakers

Home Theater Speakers

Engineered to support premium home theater installations, evōQ home theater speakers offer everything you need to install the ultimate home theater.



evōQ™ 7000 Series Speakers

Designed for high-end home theaters, the evōQ 7000 Series includes standard in-ceiling and in-wall speakers, as well as angled in-ceiling speakers, center channels, and a 12" subwoofer.



HT7157
Center Channel Speaker



HT7655
Angled In-Ceiling Speaker



364671-01
Subwoofer



HT7651
In-Wall Speaker

evōQ™ 5000 Series Speakers

Optimized for the demands of home theater sound or high-performance multi-room audio, the evōQ 5000 Series features in-wall, in-ceiling, and angled in-ceiling speakers, as well as center channels and a 10" subwoofer.



HT5157
Center Channel Speaker



HT5655
Angled In-Ceiling Speaker



HT5104
Subwoofer



HT5800
In-Ceiling Speaker

ENTERTAINMENT/evōQ™ Speakers



Multi-Room Audio Speakers

Our evōQ multi-room audio speakers were designed specifically to support our lyriQ Audio System, providing the best possible sound throughout the whole house and even outdoors.



evōQ™ 3000 Series Speakers

Optimized for multi-room audio, the evōQ 3000 Series includes in-wall and in-ceiling speakers, as well as a dual voice coil and outdoor speakers.



MS3523-BK
Outdoor Speaker



MS3652
Dual Voice Coil Speaker



MS3650
In-Ceiling Speaker



MS3651
In-Wall Speaker

evōQ™ 1000 Series Speakers

The evōQ 1000 Series offers an exceptional value for whole house audio distribution, and includes in-wall and in-ceiling speakers.



MS1650
In-Ceiling Speaker





364765-02
In-Wall Speaker



ENTERTAINMENT/evōQ™ Speakers

evōQ™ CENTER CHANNEL SPEAKERS

| PRODUCT | PART # | DESCRIPTION | DIMENSIONS |
|--|--------|--|-----------------------------|
| evōQ 7000 Series Center Channel Speaker  | HT7157 | The evōQ 7000 Center Channel Speaker is optimized for home theater systems. Its bookshelf design is perfect for situations that do not permit an in-wall installation, and it can be placed horizontally or vertically above or below the display. It also features magnetically shielded drivers to prevent video interference and is equipped with glass fiber woofers and an aluminum tweeter. | 5.5" H x 5.75" D x 15.75" W |
| evōQ 5000 Series Center Channel Speaker  | HT5157 | Engineered specifically for home theater installations, the evōQ 5000 Center Channel Speaker is tailored to deliver 60 percent of a movie soundtrack. Its bookshelf design is perfect for situations that do not permit an in-wall installation, and it can be placed horizontally or vertically above or below the display. It also features magnetically shielded drivers to prevent video interference and is equipped with dual polypropylene woofers and a silk dome tweeter. | 5.5" H x 5.75" D x 15.75" W |

TECHNICAL SPECIFICATIONS

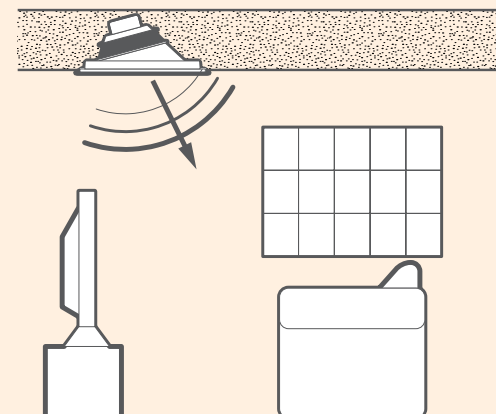
| Product | 7000 Series Center Channel HT7157 | 5000 Series Center Channel HT5157 |
|--------------------|-----------------------------------|-----------------------------------|
| Power Handling | 75 W-150 W Peak | 100 W-200 W Peak |
| Sensitivity | 90 dB | 88.5 dB |
| Frequency Response | 100 – 20 kHz | 75 – 20 kHz |
| Enclosure Type | Sealed | Sealed |
| Impedance | 8 ohm nominal | 8 ohm nominal |
| Woofers | Dual 4" Glass Fiber Cones | Dual 4" PP Cones |
| Tweeter | Aluminum Dome | Silk Dome |
| Finish | Matte Black | Matte Black |
| Dimensions | 5.5" H x 5.75" D x 15.75 W | 5.5" H x 5.75" D x 15.75 W |

ENTERTAINMENT/evōQ™ Speakers



evōQ™ ANGLED SPEAKERS

| PRODUCT | PART # | DESCRIPTION | DIMENSIONS |
|--|-------------|--|-----------------|
| evōQ 7000 Series Angled In-Ceiling Speaker  | HT7655 6.5" | Designed specifically for high-end home theater applications, the 7000 Series Angled Speaker features an angled driver and adjustable tweeter for optimum positioning. It flush mounts into the ceiling for a clean, seamless installation, and features an 8" speaker frame to minimize sound deflection, resulting in optimal home theater sound. Requires 8" installation bracket (364673-02) | 10.9" dia. 5" D |
| evōQ 5000 Series Angled In-Ceiling Speaker  | HT5655 6.5" | The 5000 Series Angled speaker is optimized for home theater use and is designed specifically to perform in rooms of unusual shape or size. The adjustable speaker features angled drivers and pivoting tweeters. It flush mounts into the ceiling for a clean, seamless installation, and features an 8" speaker frame to minimize sound deflection, resulting in optimal home theater sound. Requires 8" installation bracket (364673-02) | 10.9" dia. 5" D |



THE BENEFITS OF ANGLED SPEAKERS

- Provide high-quality cinema sound in rooms of any shape.
- Provide a surround sound solution in areas where in-wall speakers cannot be installed.
- Work with traditional in-wall or in-ceiling evōQ speakers to create high-fidelity audio and consistent sound.
- Angled driver and adjustable tweeter provide optimum positioning.
- Designed specifically for home theater applications.
- In-ceiling design frees up wall space for flat-screen televisions.
- Flush mount for clean, seamless installation.



ENTERTAINMENT/evōQ™ Speakers

evōQ™ 7000 SERIES SPEAKERS

| PRODUCT | PART # | DESCRIPTION | DIMENSIONS |
|---|--|--|-------------------------------|
| In-Ceiling Speaker  | HT7650 6.5" | Engineered for high-end home theater installations, the 7000 Series In-Ceiling Speaker allows sound customization based on room layout. Its three position tweeter output level adjustment switch matches the speaker to its environment, and it features glass fiber woofers to provide high power handling and premium sound quality. | 9" dia. 3.29" D |
| | HT7800 8" | | 10.9" dia. 3.65" D |
| In-Wall Speaker  | HT7651 6.5" | Featuring swiveling aluminum tweeters to produce smooth frequency response, the 7000 Series In-Wall Speaker is a premium addition to any home theater system. Its three position tweeter output level adjustment switch matches the speaker to its environment, and it features glass fiber woofers to provide high power handling and premium sound quality. | 12.3" H x 9" W x 3.16" D |
| | HT7801 8" | | 14.25" H x 10" W 3.65" D |
| Outdoor Speakers (Pair)  | HT7653-WH (White) 364670-04 (Black) 6.5" | evōQ 7000 Series Outdoor Speakers are optimized for the demands of outdoor installations. Weather-resistant and sealed to keep moisture out, these top-of-the-line speakers can support larger spaces with their great power handling. Available in black or white. | 12.5" H x 8.25" W |
| | | | |
| In-Ceiling Dual Voice Coil Stereo Speaker  | HT7652 6.5" | Designed to be used in spaces where a pair of speakers won't fit, the dual voice coil stereo speaker contains both left and right channels. It features a dual voice coil glass fiber woofer, two 1" aluminum dome tweeters, high-grade crossover and high-end gold push pin speaker connector. | 9" dia. 3.29" D |
| Subwoofer  | 364671-01 12" | Optimized for home theater and distributed audio systems, the 12" sub-woofer features a 12" glass fiber cone in a sealed enclosure with a 200 RMS power amplifier. With both line and high-level (speaker level) inputs and high-level outputs (post crossover), it also includes a variable crossover from 50 Hz to 200 Hz, phase reversal switch, volume control and power switch. | 18" H x 16.5" W x 17.25" D |

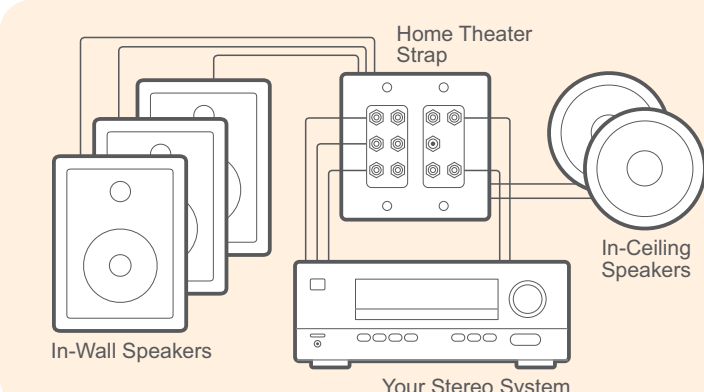
ENTERTAINMENT/evōQ™ Speakers



evōQ™ 5000 SERIES SPEAKERS

| PRODUCT | PART # | DESCRIPTION | DIMENSIONS |
|--|--------------------------|---|-------------------------------|
| In-Ceiling Speaker  | HT5650 6.5" | Optimized for the demands of home theater sound, the 5000 Series In-Ceiling Speaker features poly woofers for high power handling and premium sound quality. It mounts in the ceiling for a clean, seamless installation. | 9" dia. 3.29" D |
| | HT5800 8" | | 10.9" dia. 3.65" D |
| In-Wall Speaker  | 364662-01 6.5" | Featuring moisture-resistant UFLC tweeters to produce smooth frequency response and excellent sound quality, the 5000 series In-Wall Speaker is a premium addition to any home theater system. It also includes foam gaskets to minimize vibration and provide an air-tight seal. | 12.3" H x 9" W 3.16" D |
| | HT5801 8" | | 14.25" H x 10" W 3.65" D |
| Subwoofer  | HT5104 10" | Designed specifically for home theater and multi-room audio applications, this sub-woofer includes a 10" polycone in a sealed enclosure with a 150 RMS power amplifier. It also has choices of line and high-level inputs and high-level outputs. | 16" H x 14.5" W x 15.25" D |

WIRING DIAGRAM



INSTALLATION AT-A-GLANCE
evōQ SPEAKERS

1. Cut speaker mounting holes to the left, right, and above the entertainment center.
2. Cut two mounting holes in the ceiling along the center line.
3. Install the speakers in the mounting holes.
4. Install the home theater strap behind the entertainment center.
5. Run speaker wire from the strap to each speaker and connect to the speakers.
6. Connect the speakers and the stereo system to the home theater strap.



ENTERTAINMENT/evōQ™ Speakers



evōQ™ 3000 SERIES SPEAKERS

| PRODUCT | PART # | DESCRIPTION | DIMENSIONS |
|---|---|--|-----------------------------|
| In-Ceiling Speakers (Pair)  | MS3650 6.5" | Designed specifically for multi-room audio installations, the 3000 Series In-Ceiling Speaker includes high-efficiency blue mica fiber woofers and silver mylar tweeters for excellent sound quality and even, smooth frequency response. | 9" dia. 3.29" D |
| | MS3800 8" | | 10.9" dia. 3.65" D |
| PRODUCT | PART # | DESCRIPTION | DIMENSIONS |
| In-Wall Speakers (Pair)  | MS3651 6.5" | evōQ 3000 Series Speakers offer an exceptional value for whole-house audio distribution. Their low distortion provides a crisp, clear sound throughout the home. | 12.3" H x 9" W 3.16" D |
| | 364657-02 8" | | 14.25" H x 10" W 3.65" D |
| PRODUCT | PART # | DESCRIPTION | DIMENSIONS |
| Outdoor Speakers (Pair)  | MS3523-WH MS3523-BK 5.25" | evōQ 3000 Series Outdoor Speakers are optimized for the demands of outdoor installations and come in white or black finishes. With 5.25" poly woofers and PEI mylar tweeters, these speakers are made with tough non-corroding enclosures that feature aluminum powder coated grills and mounting brackets. Available in black or white. | 9.45" H x 6.3" W |
| PRODUCT | PART # | DESCRIPTION | DIMENSIONS |
| In-Ceiling Dual Voice Coil Stereo Speaker  | MS3652 6.5" | Designed to be used in spaces where a pair of speakers won't fit, the dual voice coil stereo speaker contains both left and right channels. Optimized for whole house music distribution with maximum efficiency, evōQ 3000 Speakers are built with mica fiber woofers and PEI mylar tweeters for excellent sound quality and even, smooth response. | 9" dia. 3.29" D |

ENTERTAINMENT/evōQ™ Speakers



evōQ™ 1000 SERIES SPEAKERS

| PRODUCT | PART # | DESCRIPTION | DIMENSIONS |
|--|--------------------------|--|---------------------------|
| In-Ceiling Speakers (Pair)  | MS1650 6.5" | Designed for general audio distribution, evōQ 1000 Series Speakers offer great sound quality for a budget-minded installation. | 9" dia. 3.29" D |
| PRODUCT | PART # | DESCRIPTION | DIMENSIONS |
| In-Wall Speakers (Pair)  | 364765-02 6.5" | evōQ 1000 Series Speakers are suitable for moisture-rich environments and feature poly fiber woofers and foam gaskets to minimize vibration and provide an air-tight seal. | 12.3" H x 9" W 3.16" D |

SPEAKER BRACKETS

| PRODUCT | PART # | PLACEMENT | SIZE |
|---|------------------|------------|------|
| 6.5" In-Ceiling Pre-Construction Speaker Bracket | 364672-02 | In-Ceiling | 6.5" |
| 8" In-Ceiling Pre-Construction Speaker Bracket | 364673-02 | In-Ceiling | 8" |
| 6.5" In-Wall Pre-Construction Speaker Bracket | 364674-02 | In-Wall | 6.5" |
| 8" In-Wall Pre-Construction Speaker Bracket | 364675-02 | In-Wall | 8" |



ENTERTAINMENT/evōQ Speakers



ENTERTAINMENT/evōQ Speakers


| | 7000 SERIES | | | | | | | 5000 SERIES | | 5000 SERIES | | | 3000 SERIES | | | | | | 1000 SERIES | |
|--------------------------------------|------------------------|-----------------|---------------|---------------|---------------|-----------------|-------------------------|------------------------|-----------------|---------------|--------------|--------------|-----------------|---------------|--------------|--------------|-----------------|---------------|-----------------|--------------|
| Description | 6.5" Angled In-Ceiling | 6.5" In-Ceiling | 8" In-Ceiling | 6.5" In-Wall | 8" In-Wall | 6.5" Dual Voice | 6.5" Outdoor | 6.5" Angled In-Ceiling | 6.5" In-Ceiling | 8" In-Ceiling | 6.5" In-Wall | 8" In-Wall | 6.5" In-Ceiling | 8" In-Ceiling | 6.5" In-Wall | 8" In-Wall | 6.5" Dual Voice | 5.25" Outdoor | 6.5" In-Ceiling | 6.5" In-Wall |
| | | | | | | | | | | | | | | | | | | | | |
| Part Number | HT7655 | HT7650 | HT7800 | HT7651 | HT7801 | HT7652 | HT7653-WH/ 364670-04 | HT5655 | HT5650 | HT5800 | 364662-01 | HT5801 | MS3650 | MS3800 | MS3651 | 364657-02 | MS3652 | MS3523-WH/BK | MS1650 | 364765-02 |
| Sold As | Each | Each | Each | Each | Each | Each | Each | Each | Each | Each | Each | Each | Pair | Pair | Pair | Pair | Each | Pair | Pair | Pair |
| Suitable for Moisture | Yes | Yes | Yes | Yes | Yes | Yes | Yes | Yes | Yes | Yes | Yes | Yes | Yes | Yes | Yes | Yes | Yes | Yes | Yes | Yes |
| Efficiency | 89 db | 89 db | 89 db | 89 db | 89 db | 89 db | 89 db | 90 db | 90 db | 90 db | 90 db | 90 db | 91 db | 91 db | 91 db | 91 db | 91 db | 90 db | 90 db | 90 db |
| Power (RMS) | 100 W | 100 W | 125 W | 100 W | 125 W | 100 W | 100 W | 75 W | 75 W | 100 W | 75 W | 100 W | 50 W | 75 W | 50 W | 75 W | 50 W | 50 W | 50 W | 50 W |
| Power (Peak) | 200 W | 200 W | 250 W | 200 W | 250 W | 200 W | 200 W | 150 W | 150 W | 200 W | 150 W | 200 W | 100 W | 150 W | 100 W | 150 W | 100 W | 100 W | 100 W | 100 W |
| Frequency Response | 55-20 K | 55-20 K | 45-20 K | 55-20 K | 45-20 K | 55-20 K | 55-20 K | 60-20 K | 60-20 K | 50-20 K | 60-20 K | 50-20 K | 60-20 K | 50-20 K | 60-20 K | 50-20 K | 60-20 K | 65-20 K | 60-20 K | 60-20 K |
| Woofer Type | Glass Fiber | Glass Fiber | Glass Fiber | Glass Fiber | Glass Fiber | Glass Fiber | Glass Fiber | Poly | Poly | Poly | Poly | Poly | Mica Fiber | Mica Fiber | Mica Fiber | Mica Fiber | Mica Fiber | Poly | Poly | Poly |
| Tweeter Type | 1" Alum. Adj. | 1" Alum. Adj. | 1" Alum. Adj. | 1" Alum. Adj. | 1" Alum. Adj. | 1" Alum. Adj. | 1" Alum. Adj. | 1" UFLC Dome | 1" UFLC Dome | 1" UFLC Dome | 1" UFLC Dome | 1" UFLC Dome | 1" PEI Mylar | 1" PEI Mylar | 1" PEI Mylar | 1" PEI Mylar | 1" PEI Mylar | 1" PEI Mylar | Mylar | Mylar |
| Pre-Construction Bracket Part Number | 364673-02 | 364672-02 | 364673-02 | 364674-02 | 364675-02 | 364672-02 | N/A | 364673-02 | 364672-02 | 364673-02 | 364674-02 | 364675-02 | 364672-02 | 364673-02 | 364674-02 | 364675-02 | 364672-02 | N/A | 364672-02 | 364674-02 |
| Drywall Hole Size | 9.49" dia. | 7.75" dia. | 9.5" dia. | 7.5"x10.75" | 8.75"x12.75" | 7.75" dia. | N/A | 9.49" dia. | 7.75" dia. | 9.5" dia. | 7.5"x10.75" | 8.75"x12.75" | 7.75" dia. | 9.5" dia. | 7.5"x10.75" | 8.75"x12.75" | 7.75" dia. | N/A | 7.75" dia. | 7.5"x10.75" |
| Overall Speaker Size | 10.91" dia. | 9" dia. | 10.9" dia. | 9.02"x12.31" | 10"x14.25" | 9" dia. | 8.25"x12.5" | 10.91" dia. | 9" dia. | 10.9" dia. | 9.02"x12.31" | 10"x14.25" | 9" dia. | 10.9" dia. | 9.02"x12.31" | 10"x14.25" | 9" dia. | 6.3"x9.45" | 9" dia. | 9.02"x12.31" |
| Speaker Depth | 5" | 3.29" | 3.65" | 3.16" | 3.65" | 3.29" | 8.25" | 5" | 3.29" | 3.65" | 3.16" | 3.65" | 3.29" | 3.65" | 3.16" | 3.65" | 3.29" | 6.61" | 3.5" | 3.5" |



ENTERTAINMENT/Video



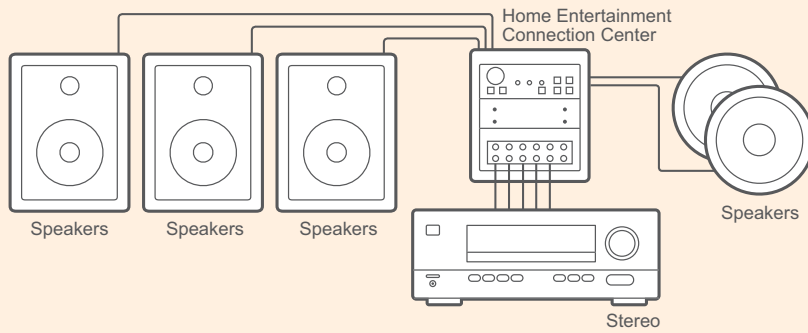
HOME ENTERTAINMENT CONNECTION CENTER

| PRODUCT | PART # | DESCRIPTION | DIMENSIONS |
|---|--------|--|-----------------------|
|  <p>Home Entertainment Connection Center 7.1</p> | HT1000 | The HECC provides a single connection point for satellite/cable, video, phone, data and speakers. It conceals messy wires behind the wall and features universal keystone insert support for easy installation and use. The HECC ships with a bracket for new construction, lyriQ™ Source Input Mounting Plate, and a cover for seamless installation. | 10" H x 9" W x 3.5" D |

ACCESSORIES

| PRODUCT | PART # | DESCRIPTION | DIMENSIONS |
|---|-----------|--|-----------------|
| HECC Rough-In Bracket (Replacement) | 364581-01 | Replacement part that allows the location of the HECC to be marked during construction. Designed for both new and retrofit applications. | N/A |
| lyriQ Source Input Mounting Plate | 364886-01 | Replacement part that mounts in the HECC to hold the single or triple source inputs. | 2.5" H x 6.8" W |
| Replacement HECC Retrofit Clip Kit (Pair) | 364856-01 | Mounting clips for the HECC retrofit applications. | N/A |

WIRING DIAGRAM






INSTALLATION AT-A-GLANCE
HOME ENTERTAINMENT CONNECTION CENTER

1. Install the included pre-construction bracket at outlet height near the home entertainment center.
2. Insert the HECC into the bracket.
3. Run 16/4 speaker wire from the HECC to each pair of speakers.
4. Connect cables from the entertainment center to the HECC.
5. Run two Cat 5 cables from the HECC to the On-Q enclosure.

ENTERTAINMENT/Video

PASSIVE VIDEO MODULES

| PRODUCT | PART # | DESCRIPTION | DIMENSIONS |
|---|-----------|---|---------------|
|  <p>1x8 Passive Video Module, DBS, 1 GHz</p> | 364224-01 | Module distributes a CATV or antenna signal to one to eight television outlets. It features gold-plated high performance connections for digital satellite service and supports dual LNB connections for digital satellite systems. | 4" H x 6.5" W |
|  <p>1x6 Passive Video Module, DBS, 1 GHz</p> | 364223-01 | Module distributes a CATV or antenna signal to one to six television outlets. It features gold-plated high performance connections for digital satellite service and supports dual LNB connections for digital satellite systems. | 4" H x 6.5" W |
|  <p>1x4 Passive Video Module, DBS, 1 GHz</p> | 364222-01 | Module distributes a CATV or antenna signal to one to four television outlets. It features gold-plated high performance connections for digital satellite service and supports dual LNB connections for digital satellite systems. | 4" H x 6.5" W |

TECHNICAL SPECIFICATIONS

| 1 GHz MODULES | 1X4 PASSIVE VIDEO 364222-01 | 1X6 PASSIVE VIDEO 364223-01 | 1X8 PASSIVE VIDEO 364224-01 |
|-------------------------------|--------------------------------|--------------------------------|--------------------------------|
| INSERTION LOSS | | | |
| 5-10 MHz | 7 dB Max. | 9 dB Max. | 11 dB Max. |
| 10-600 MHz | 8 dB Max. | 10 dB Max. | 12 dB Max. |
| 600-1000 MHz | 8 dB Max. | 11.5 dB Max. | 12 dB Max. |
| INPUT RETURN LOSS | | | |
| 5-10 MHz | -18 dB Max. | -18 dB Max. | -18 dB Max. |
| 10-600 MHz | -20 dB Max. | -20 dB Max. | -20 dB Max. |
| 600-1000 MHz | -16 dB Max. | -16 dB Max. | -16 dB Max. |
| PORT TO PORT ISOLATION | | | |
| 5-10 MHz | -25 dB Max. | -25 dB Max. | -25 dB Max. |
| 10-600 MHz | -25 dB Max. | -25 dB Max. | -25 dB Max. |
| 600-1000 MHz | -22 dB Max. | -20 dB Max. | -20 dB Max. |






ENHANCED VIDEO MODULES

| PRODUCT | PART # | DESCRIPTION | DIMENSIONS |
|---|-----------|---|------------------|
| 3x8 Enhanced Video Module  | 363469-02 | 3x8 video module distributes a CATV or antenna signal, plus two modulator signals, to up to eight television outlets. It supports digital satellite systems with dual LNB connections. | 6" H x 6.5" W |
| 2x16 Enhanced Video Module  | 364522-01 | 2x16 video module distributes a CATV or antenna signal, plus one modulator signal, to up to 16 television outlets. It features an integrated power LED and reverse-path amplification for set-top box transmission. | 8.9" H x 6.25" W |
| 2x6 Enhanced Video Module  | 363468-02 | 2x6 video module distributes a CATV or antenna signal, plus one modulator signal, to up to six television outlets. It features an integrated amplifier and power LED. | 6" H x 6.5" W |

VIDEO POWER TRANSFORMERS

| PRODUCT | PART # | DESCRIPTION | AMPS |
|---------------------------------|-----------|--|--------|
| RPA Video Power Transformer | 364271-03 | 10 V DC, 400 mA transformer for the 2x6, 2x16 or 3x8 Enhanced Video Modules (363468-02, 364522-01, 363469-02). | 400 mA |
| Non-RPA Video Power Transformer | 364271-01 | 12 V DC, 200 mA transformer for the 2x6 or 3x8 Enhanced Video Modules (363468-01, 363469-01). | 200 mA |

PASSIVE VIDEO SPLITTER/COMBINERS


| PRODUCT | PART # | DESCRIPTION | DIMENSIONS |
|--|--------|---|---------------|
| 1x8 Passive Video Splitter/Combiner  | VM1002 | The 1x8 video splitter handles up to eight outputs and one input. It features 1 GHz bandwidth and performance identical to cable company-approved Antronix CMC 300 Series. The splitter uses standard F-type connectors for easy installation. Bracket included. | 3" H x 6.5" W |
| 1x4 Passive Video Splitter/Combiner  | VM1000 | The 1x4 video splitter enables crystal-clear picture quality on televisions throughout the home. It features 1 GHz bandwidth and performance identical to cable company-approved Antronix CMC 300 Series. The splitter uses standard F-type connectors for easy installation. Bracket included. | 3" H x 6.5" W |
| 1x6 Passive Video Splitter/Combiner  | VM1001 | The 1x6 video splitter handles up to six outputs and one input. It features 1 GHz bandwidth and performance identical to cable company-approved Antronix CMC 300 Series. The splitter uses standard F-type connectors for easy installation. Bracket included. | 3" H x 6.5" W |

TECHNICAL SPECIFICATIONS


| | 1X4 PASSIVE VIDEO VM1000 | 1X6 PASSIVE VIDEO VM1001 | 1X8 PASSIVE VIDEO VM1002 |
|---------------------------|--------------------------|--------------------------|--------------------------|
| INSERTION LOSS | | | |
| 5-14 MHz | 6.8 dB | 9.0 dB | 10.8 dB |
| 14-40 MHz | 6.8 dB | 9.0 dB | 10.8 dB |
| 40-200 MHz | 7.0 dB | 9.2 dB | 10.8 dB |
| 200-550 MHz | 7.2 dB | 9.4 dB | 11.0 dB |
| 550-750 MHz | 7.4 dB | 9.6 dB | 11.2 dB |
| 750-1000 MHz | 7.8 dB | 10 dB | 12.0 dB |
| ISOLATION | | | |
| 5-14 MHz | 25 dB | 25 dB | 25 dB |
| 14-40 MHz | 40 dB | 35 dB | 40 dB |
| 40-200 MHz | 35 dB | 28 dB | 35 dB |
| 200-550 MHz | 28 dB | 26 dB | 28 dB |
| 550-750 MHz | 26 dB | 26 dB | 26 dB |
| 750-1000 MHz | 24 dB | 24 dB | 24 dB |
| INPUT RETURN LOSS | | | |
| 5-14 MHz | 22 dB | 22dB | 22 dB |
| 14-40 MHz | 22 dB | 22dB | 25 dB |
| 40-1000 MHz | 22 dB | 22dB | 22 dB |
| OUTPUT RETURN LOSS | | | |
| 5-14 MHz | 22 dB | 22 dB | 22 dB |
| 14-40 MHz | 38 dB | 30 dB | 35 dB |
| 40-200 MHz | 28 dB | 25 dB | 28 dB |
| 200-550 MHz | 25 dB | 22 dB | 25 dB |
| 550-750 MHz | 22 dB | 22 dB | 22 dB |
| 750-1000 MHz | 22 dB | 22 dB | 22 dB |




PASSIVE VIDEO SPLITTER/COMBINERS

| PRODUCT | PART # | DESCRIPTION | DIMENSIONS |
|--|--------|--|---------------|
| <p>1x4 Satellite Distribution Module</p>  | VM7634 | <p>The 1x4 Satellite Distribution Module combines an antenna, CATV, and/or an internal video feed to any combination of satellite installations using up to four coaxial feeds from satellite dishes (LNBS).</p> <p>Bracket included.</p> | 3" H x 6.5" W |

VIDEO AMPLIFIERS

| PRODUCT | PART # | DESCRIPTION | DIMENSIONS |
|---|--------|---|---------------|
| <p>2x2 Enhanced Bi-Directional Video Amplifier</p>  | VM7632 | <p>Amplifies signals to up to 16 television locations and provides up to eight internal connections when installed with a video module.</p> <p>Bracket included. Power supply required (see page 35).</p> | 3" H x 6.5" W |


| PRODUCT | PART # | DESCRIPTION | DIMENSIONS |
|---|--------|---|---------------|
| <p>1x1 Bi-Directional Video Amplifier</p>  | VM7640 | <p>The 1x1 video amplifier is a simple solution that creates a flexible and scalable amplified video system. This affordable module makes it cost-effective to add amplification to every structured wiring installation.</p> <p>Bracket included. Power supply required (see page 35).</p> | 3" H x 6.5" W |


VIDEO AMPLIFIERS


| PRODUCT | PART # | DESCRIPTION | DIMENSIONS |
|---|-----------|--|---------------|
| 3x4 Enhanced Bi-Directional Video Amplifier | VM7630 | Amplifies signals to up to 32 television locations. | 6" H x 6.5" W |
| DBS Diplex Filter Assembly | 364218-01 | Used at the satellite receiver to split the DBS signal and the cable TV or antenna signal. | N/A |





ACCESSORIES


| PRODUCT | PART # | DESCRIPTION | DIMENSIONS |
|--|-----------|---|---------------|
| <p>8-Port Video Interface Module</p>  | 363915-01 | The 8-Port Video Interface supports up to eight video connection points and enables a wide variety of video services including digital satellite. | 3" H x 6.5" W |

| PRODUCT | PART # | DESCRIPTION | DIMENSIONS |
|---|-----------|--|----------------|
| <p>12-Port Video Interface Module</p>  | 364596-01 | The 12-Port Video Interface supports a wide variety of video services including digital satellite. It enables up to 12 video connection points and is ideal for large installations. | 2" H x 6.42" W |

| PRODUCT | PART # | DESCRIPTION | DIMENSIONS |
|---|-----------|--|------------|
| <p>Low Pass Filter, 5-750 MHz</p>  | 364456-03 | This filter blocks incoming channels 117 and higher if space is needed to facilitate internal video or modulation. | N/A |

| PRODUCT | PART # | DESCRIPTION | DIMENSIONS |
|--|-----------|--|------------|
| <p>RF Coax Surge Protector</p>  | 364680-01 | This product protects RF components from transient voltage and line voltage surge. | N/A |

| PRODUCT | PART # | DESCRIPTION | DIMENSIONS |
|---|-----------|--|------------|
| <p>Digital Cable Bypass Kit</p>  | 364557-01 | This kit is designed to bypass digital cable set-top boxes for video modulator applications. It includes channels 2-4 notch filter (364456-01), two cable splitters, and three cable assemblies. | N/A |

| PRODUCT | PART # | DESCRIPTION | DIMENSIONS |
|--|-----------|---|------------|
| <p>Satellite Surge Protector</p>  | 364746-01 | The Satellite Surge Protector suppresses harmful energy to protect the satellite receiver, multi-switch, and television monitor from high voltages. | N/A |

ACCESSORIES

| PRODUCT | PART # | DESCRIPTION | DIMENSIONS |
|-----------------------------|-----------|---|------------|
| Low Pass Filter, 5-560 MHz | 364456-02 | Blocks incoming channels 80 and higher. | N/A |
| RF Coax Conditioning Module | 364679-01 | Mounts surge protector, low pass filter and notch filters. | N/A |
| Notch Filter, Channels 2-4 | 364456-01 | Blocks incoming channels 2-4. | N/A |
| Video Tilt Compensator | 364553-01 | Compensates for frequency-dependent loss of long cable drops. | N/A |







Help your customers get connected.

From stylish intercoms to easy Internet access, On-Q Communications products provide the features your customers need to keep their families and home businesses communicating efficiently.



Table of Contents

| | | |
|---|-------------------------|----|
|  | Selective Call Intercom | 88 |
|  | Broadcast Intercom | 92 |
|  | Data Networking | 96 |
|  | Telephone | 99 |





Selective Call Intercom System

Seamlessly blending leading edge technology with stunning design, Selective Call is the most advanced intercom in the industry. The system allows broadcast or room-to-room communication at the touch of a button, and enables up to three simultaneous, private conversations – the only intercom in the industry to do so. And it's all based on efficient Cat 5 wiring – just what you'd expect from the industry leader.



System Features and Benefits

- Up to 32 locations per system
- Simple, intuitive user interface
- Up to three simultaneous conversations
- 96 customizable room names
- 20 built-in digital door tones
- High resolution color LCD interface
- Hands-free reply
- Four LCD skins
- Convenient RJ45 connection
- One-person installation via system auto-discovery




COLORS

Indoor



Outdoor



RELATED PRODUCTS



IC5003-XX
Selective Call Intercom
Video Door Unit



IC5002-XX
Selective Call Intercom
Door Unit

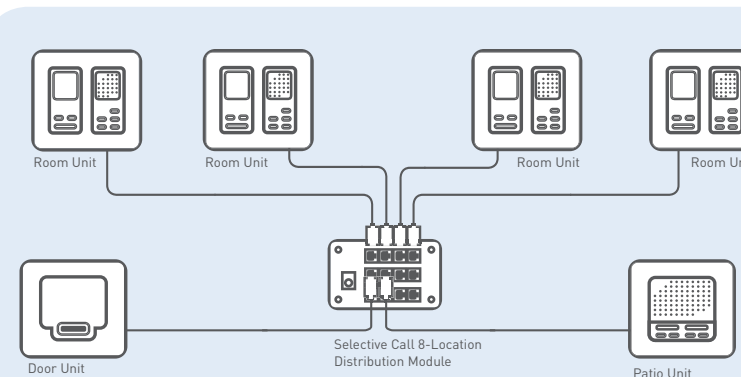


IC5004-XX
Selective Call Intercom
Patio Unit



IC5400-XX
Selective Call Intercom 4-Location
Kit

WIRING DIAGRAM





SELECTIVE CALL INTERCOM INSTALLATION AT-A-GLANCE

1. Run a single Cat 5 cable to each location where an intercom unit will be installed.
2. Install units in double-gang boxes 56" from the floor at each location and connect Cat 5 via an RJ45 connection.
3. Run each cable back to On-Q enclosure and connect to the intercom module.
4. Connect the power supply and wait for a few seconds as the system auto-discovers.




COMMUNICATIONS/Selective Call Intercom System

SELECTIVE CALL INTERCOM KIT

| PRODUCT | PART # | DESCRIPTION |
|--|--------------------------------|--|
| <p>Selective Call Intercom 4-Location Kit</p>  <p>NEW!</p> | <p>IC5400-LA IC5400-WH</p> | <p>The Selective Call Intercom System combines innovative technology with elegant design. This four-room kit enables broadcast or room-to-room communication, and allows up to three simultaneous, private conversations. Based on the innovation you'd expect from On-Q, installation is simple and efficient, with unit auto-discovery and a convenient RJ45 connection.</p> <p>Kit Contains: 4 Room Units 1 Module Power Supply</p> <p>Bracket included. Door unit sold separately.</p>  |

SELECTIVE CALL INTERCOM COMPONENTS

| PRODUCT | PART # | DESCRIPTION |
|---|--|--|
| <p>Selective Call Intercom Video Door Unit</p>  <p>NEW!</p> | <p>IC5003-AB IC5003-BS IC5003-OB IC5003-SB IC5003-WH</p> | <p>Housed in an attractive weatherproof finish, this innovative door unit includes a weather-resistant camera to enable front door monitoring. When integrated with the On-Q camera system, a button press enables the image from the door unit camera to appear on LCD screens or other camera viewing devices throughout the home. The door unit includes up to 20 digital door tones, as well as door and gate release. The camera provides color video, but also performs well in low-light conditions. Part of the Studio collection, this innovative video door unit enhances the curb appeal of any home.</p> |






COLOR OPTIONS



COMMUNICATIONS/Selective Call Intercom System



SELECTIVE CALL INTERCOM COMPONENTS

| PRODUCT | PART # | DESCRIPTION | DIMENSIONS |
|--|--|--|----------------------|
| <p>Selective Call Intercom Room Unit</p>  <p>NEW!</p> | <p>IC5000-GB IC5000-LA IC5000-TI IC5000-WH</p> | <p>Available in four contemporary colors, the room unit features a high-resolution LCD interface and simple, intuitive user navigation. The system allows unmatched personalization, including up to 96 customizable room names and four attractive LCD skins.</p> | <p>5" H x 5" W</p> |
| <p>Selective Call Intercom Door Unit</p>  <p>NEW!</p> | <p>IC5002-AB IC5002-BS IC5002-OB IC5002-SB IC5002-WH</p> | <p>Housed in an attractive weatherproof finish, the selective call door unit supports 20 high-quality digital door tones as well as door and gate release.</p> | <p>5" H x 4.5" W</p> |
| <p>Selective Call Intercom Patio Unit</p>  <p>NEW!</p> | <p>IC5004-AB IC5004-BS IC5004-OB IC5004-SB IC5004-WH</p> | <p>The only selective call patio unit in the industry, this unit can be disabled from any indoor unit as needed, and features a stylish metal design that complements outdoor living areas.</p> | <p>5" H x 4.5" W</p> |
| <p>Selective Call Intercom 8-Location Distribution Module</p>  <p>NEW!</p> | <p>IC5001</p> | <p>This selective call module supports up to eight selective call units, with the ability to cascade up to four modules for up to 32 units. It also allows integration with the IyriQ Audio System to support audio interrupt during an intercom page.</p> <p>Bracket Included. Power supply required (see page 35).</p> | <p>3" H x 6.5" W</p> |
| <p>Selective Call Back Box</p>  <p>NEW!</p> | <p>IC5006-BK</p> | <p>Enables surface mounting of all exterior units.</p> | <p>N/A</p> |


COLOR OPTIONS





Broadcast Intercom System

This Cat 5-based broadcast system enables simple, hands-free communication throughout the home. Featuring easy installation in standard triple and double gang boxes, the Broadcast System includes paging and monitoring capabilities, along with adjustable volume control and door release from any room unit.



System Features and Benefits

- Up to 12 room or patio units per system
- Separate microphone and high-performance speaker in each unit
- Allows monitoring of multiple units at the same time
- Includes door and gate release support
- Trims in standard decorator plates
- Easily integrates with lyriQ Audio System
- Efficient Cat 5 installation
- Units mount in standard electrical boxes

COLORS



RELATED PRODUCTS



IC1004-XX
Broadcast Intercom Room Unit



F7596-XX
Broadcast Intercom Door Unit

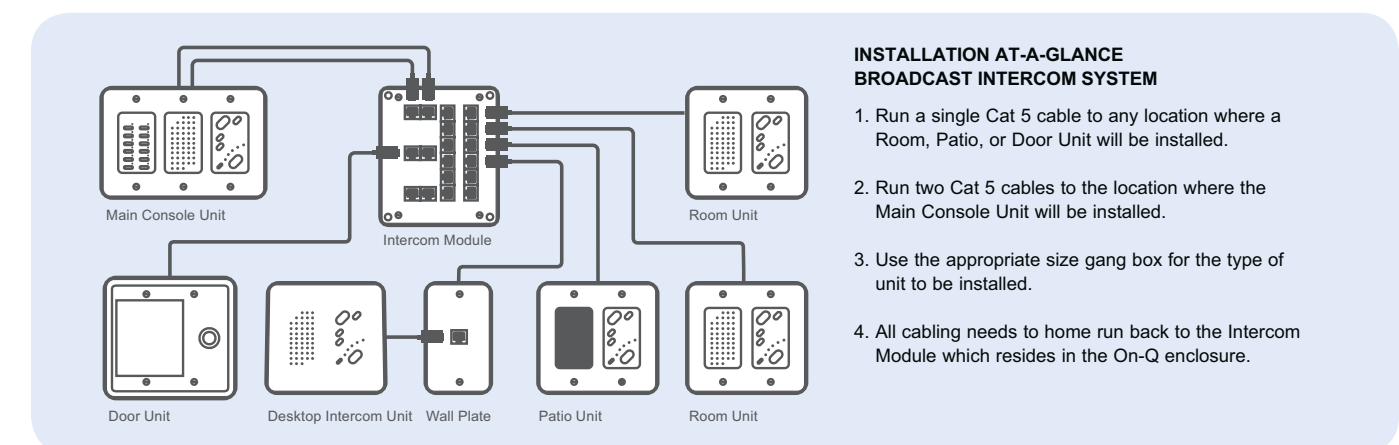


F7641-XX
Broadcast Intercom Patio Unit



IC1400-XX
Broadcast Intercom 4-Location Kit


WIRING DIAGRAM







COMMUNICATIONS/Broadcast Intercom System

BROADCAST INTERCOM KITS

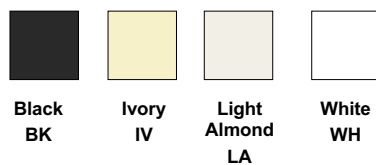
| PRODUCT | PART # | DESCRIPTION |
|--|--------------------------------|---|
| <p>4-Location Intercom Kit</p>  | <p>IC1400-WH IC1400-LA</p> | <p>Experience simple, hands-free communication throughout the home with the four-location Broadcast Intercom Kit. This Cat 5-based, next-generation intercom keeps the family in touch using a stylish, wall-mounted package trimmed in a standard decorator plate. LED lights show in-use, mute and monitor.</p> <p>Kit Contains: 1 Module and Main Console Unit 3 Room Units 1 Door Chime 1 Power Supply</p> <p>Bracket included. Door unit sold separately.</p> |

BROADCAST INTERCOM COMPONENTS

| PRODUCT | PART # | DESCRIPTION | DIMENSIONS |
|--|--|--|--|
| <p>Intercom Module & Main Console Unit</p>  | <p>IC1002-BK IC1002-IV IC1002-LA IC1002-WH</p> | <p>The Broadcast Intercom System offers a simple solution for family communication. LED lights on the main console show all room activity, and a separate microphone and high-quality speaker deliver crisp, clear sound to each unit. Trimmed in a standard 3-gang decorator plate, the main console can match any décor.</p> <p>Module bracket included. Power supply required (see page 35).</p> | <p>4" H x 5.25" W x 1.5" D (Main Unit) 5.9" H x 6.5" W (Module)</p> |

| PRODUCT | PART # | DESCRIPTION | DIMENSIONS |
|--|--|---|-------------------------------|
| <p>Room Unit</p>  | <p>IC1004-BK IC1004-IV IC1004-LA IC1004-WH</p> | <p>Available in white, black, light almond, or ivory, the Broadcast Room Unit is perfect for any décor. The modern, adjustable backlit keypad makes it simple to communicate in low-light conditions. In addition to paging, the user can monitor other units from anywhere in the house.</p> | <p>4" H x 3.5" W x 1.6" D</p> |




COLOR OPTIONS



COMMUNICATIONS/Broadcast Intercom System



BROADCAST INTERCOM COMPONENTS

| PRODUCT | PART # | DESCRIPTION | DIMENSIONS |
|--|---|---|------------------------------------|
| <p>Desktop Unit</p>  | <p>F9018-BK F9018-SR</p> | <p>Housed in durable plastic casing, the desk unit brings on-wall unit functionality within arm's reach. It plugs into any RJ45 outlet home run to the enclosure to easily add another room to an intercom system. Available in silver and black, this sleek addition to the home office is sure to be admired.</p> | <p>N/A</p> |
| <p>Intercom Door Unit, Weather Resistant</p>  | <p>F7596-AB F7596-BS F7596-OB F7596-SB F7596-WH</p> | <p>Now available in oil-rubbed bronze, this Intercom Door Unit is sure to increase the curb appeal of any home. It home runs from the enclosure for efficient installation and features a backlit button for easy operation at night. The door unit is the perfect addition to any intercom system.</p> | <p>4.75" H x 4.75" W x 1.5" D</p> |
| <p>Intercom Patio Unit</p>  | <p>F7641-AB F7641-BS F7641-OB F7641-SB F7641-WH</p> | <p>The Broadcast Patio Unit includes most of the options available in an indoor room unit, but in a weatherproof version. It can be turned off from the main console for security reasons, and is available in classic finishes to enhance the curb appeal of any home.</p> | <p>4.75" H x 4.75" W x 1.25" D</p> |

BROADCAST INTERCOM COMPONENTS



| PRODUCT | PART # | DESCRIPTION | DIMENSIONS |
|--|------------------------------|--|-----------------------------------|
| <p>Intercom Door Chime</p> | <p>F7601</p> | <p>The three-note door chime attaches to the intercom module. It sounds a different chime at up to three door units when the door's button is pressed.</p> | <p>N/A</p> |
| <p>Intercom Module</p> | <p>IC1000</p> | <p>This replacement Broadcast Intercom Module fits into any On-Q enclosure. It supports 12 room units and up to three door units.</p> <p>Bracket included. Power supply required (see page 35).</p> | <p>5.9" H x 6.5" W</p> |
| <p>Intercom Audio Interrupt Module</p> | <p>IC1001</p> | <p>For use with the lyriQ™ Audio System, the Audio Interrupt Module automatically mutes the music for an intercom page.</p> <p>Bracket included.</p> | <p>1.5" H x 3.5" W</p> |
| <p>Exterior Mounting Box</p> | <p>F7521-IV F7521-WH</p> | <p>Enables surface mount installation of a patio or door unit.</p> | <p>4.75" H x 4.75" W x 1.5" D</p> |

COLOR OPTIONS





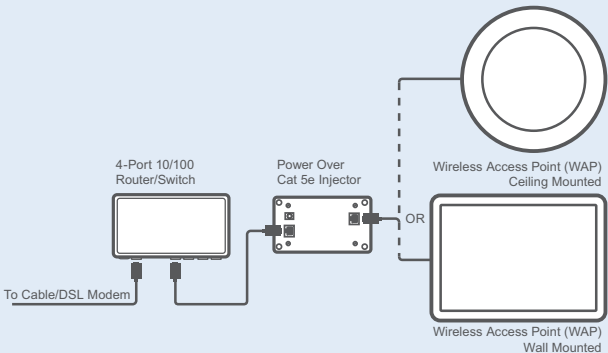
WIRELESS ACCESS POINTS

| PRODUCT | PART # | DESCRIPTION | DIMENSIONS |
|--|-----------|--|----------------------------|
| Wireless Access Point, In-Ceiling, 802.11g  | 364887-01 | The in-ceiling Wireless Access Point is perfect for broad coverage or for creating multiple localized hot spots throughout the home. It supports data rates of up to 54 Mbps and ships with a Power Over Cat 5e Injector and a power supply. | 7.65" dia. 1.5" D |
| Wireless Access Point, In-Wall, 802.11g  | 364891-01 | The in-wall Wireless Access Point installs in a standard plastic 3-gang switch box, and features plug and connect configuration. Easy installation, unobtrusive design and user-friendly operation make wireless home networking a must-have in new homes. It supports data rates of up to 54 Mbps and ships with a Power Over Cat 5e Injector and a power supply. | 5.375" H x 7.5" W x 1.5" D |

WIRELESS ACCESS POINT ACCESSORIES

| PRODUCT | PART # | DESCRIPTION | DIMENSIONS |
|--|-----------|---|---------------|
| Replacement Power Over Cat 5e Inserter Module | 364888-01 | Replaces the inserter module that ships with the WAP. | 3" H x 5.5" W |
| Replacement Power Supply | 364889-01 | Powers the in-ceiling or in-wall WAP. | N/A |




WIRING DIAGRAM





INSTALLATION AT-A-GLANCE WIRELESS ACCESS POINT

1. Run a single Cat 5e cable to the location where the WAP will be installed.
2. Install a three-gang box at the WAP location.
3. Secure the WAP to the triple gang box and attach the cover.
4. Home run the cable to the On-Q enclosure and attach it to the Power Over Cat 5e Injector.
5. Attach the Injector to the 4-Port 10/100 Router/Switch.

DATA NETWORKING ROUTERS AND SWITCHES





| PRODUCT | PART # | DESCRIPTION | DIMENSIONS |
|---|--------|--|-----------------|
| 4-Port Ethernet Router/Switch  | DA1004 | <p>NEW!</p> <p>This new router/switch offers key enhancements over similar router/switches, including a de-select switch and a built-in, two-bay form factor. The de-select switch eliminates time-consuming and expensive conflicts with other routers. By setting the de-select switch to the off position, you can disable the router functionality, allowing the homeowner to use another router while still relying on the DA1004 as a switch.</p> <p>Bracket included. Power supply required (see page 35).</p> | 5.9" H x 6.5" W |
| 8-Bit Gigabit Switch  | DA1008 | <p>NEW!</p> <p>The 8-Bit Gigabit Switch is designed to meet the needs of today's bandwidth-intensive applications. This home networking device offers the highest speed Ethernet available for the home, delivering worry-free distribution of IP-enabled high-definition multimedia. The built-in, 8-port switch installs into a double bay in any On-Q enclosure and auto-detects the optimum speed for the connection.</p> <p>Bracket included. Power supply required (see page 35).</p> | 5.9" H x 6.5" W |
| 5-Port 10/100 Base-T Ethernet Switch Module  | DA1002 | <p>The module is equipped with full duplex communication for faster speeds and features auto MDX sensing. It eliminates the need for crossover cabling.</p> <p>Bracket included. Power supply required (see page 35).</p> | 3" H x 6.5" W |

DATA NETWORKING INTERFACES

| PRODUCT | PART # | DESCRIPTION | DIMENSIONS |
|---|-----------|---|---------------|
| 8-Port Network Interface Module  | 363486-01 | The module supports termination of up to eight Cat 5e cables for interconnection to a local area network or digital data services. It provides a termination point for telephone cable runs and features front-mounted 110-style blocks for Cat 5e cable punchdown connections. | 3" H x 6.5" W |
| 6-Port Network Interface Module  | AC1000 | <p>This Cat 5e-rated module supports cost-effective connectivity for up to five networked computers via 110-style punchdown to RJ45 modular jacks that snap into the plate.</p> <p>Bracket included.</p> | 3" H x 6.5" W |



DATA NETWORKING INTERFACES







| PRODUCT | PART # | DESCRIPTION | DIMENSIONS |
|--|--------|---|---------------|
| <p>6-Port Cat 5e Network Interface Module</p>  | AC1012 | <p>This simple plug and connect patch panel meets Cat 5e specifications and provides connectivity for up to six data network or voice connections. The blank keystone opening can be used to create an Auxiliary Disconnect Outlet (ADO).</p> <p>Bracket included.</p> | 6" H x 6.5" W |
| <p>6-Port Cat 6 Network Interface Module</p>  | AC1013 | <p>This 6-port patch panel meets Cat 6 specifications and includes an additional keystone opening for an Auxiliary Disconnect Outlet (ADO).</p> <p>Bracket included.</p> | 6" H x 6.5" W |
| <p>12-Port Cat 5e Network Interface Module</p>  | AC1014 | <p>This 12-port module allows a home network to be reconfigured with patch panel simplicity. It meets Cat 5e specifications and includes numbered ports for easy connectivity.</p> <p>Bracket included.</p> | 6" H x 6.5" W |
| <p>12-Port Cat 6 Network Interface Module</p>  | AC1015 | <p>This module provides connectivity for up to 12 data network or voice connections. It features numbered ports and meets Cat 6 specifications.</p> <p>Bracket included.</p> | 6" H x 6.5" W |

TELECOM MODULES

| PRODUCT | PART # | DESCRIPTION | DIMENSIONS |
|---|------------|---|---------------|
| <p>1X6 Basic Telecom Module</p>  | 1267062-01 | Supports up to six telephone outlets, each with up to four incoming lines. Expansion is available for increased capacity. Directly interfaces to most security systems. | 3" H x 6.5" W |
| <p>1X12 Basic Telecom Module</p>  | 363484-02 | Supports up to twelve telephone outlets, each with up to four incoming lines. Also supports a high-speed Cat 5e connection to one data outlet. Directly interfaces to most security systems. | 6" H x 6.5" W |
| <p>1X8 Enhanced Telecom Module</p>  | 364551-01 | Supports up to eight telephone outlets, each with up to four lines. High-performance RJ45 telecom distribution jacks provide flexibility and convenience. Directly interfaces to most security systems. | 3" H x 6.5" W |
| <p>6-Port Telecom Expansion Module</p>  | 1267058-01 | Supports up to six additional telephone outlets, each with up to four lines. Multiple expansion modules can be added. | 3" H x 6.5" W |
| <p>8-Port Enhanced Telecom Expansion Module</p>  | 364559-01 | Supports up to eight additional telecom outlets, each with up to four phone lines. | 3" H x 6.5" W |
| <p>Telecom Surge Suppression Unit</p>  | 363487-01 | Protects all four incoming telephone pairs. | N/A |
| <p>KSU Interface Kit</p> | 363490-01 | Set of two cables that plugs into the Panasonic KX-TA624 KSU. | N/A |
| <p>1x11 KSU/PBX Telecom Module</p> | 363485-01 | Supports up to 11 phone outlets for basic service. | 6" H x 6.5" W |



TELECOM MODULES

| PRODUCT | PART # | DESCRIPTION | DIMENSIONS |
|---|--------|---|-----------------|
| <p>4x8 Telecom Module</p>  | TM7556 | <p>Module accepts four incoming telephone lines and distributes them to up to eight locations. It includes data ports for high speed digital data and a security system line seizure port.</p> <p>Bracket included.</p> | 3" H x 6.5" W |
| PRODUCT | PART # | DESCRIPTION | DIMENSIONS |
| <p>4X10 Punchdown Telecom Module</p>  | TM7553 | <p>Supports up to four incoming telephone lines and 10 flexible telephone outlets.</p> <p>Bracket included.</p> | 3" H x 6.5" W |
|  | TM7554 | <p>Includes line seizure port for home security system configuration.</p> <p>Bracket included.</p> | 3" H x 6.5" W |
| PRODUCT | PART # | DESCRIPTION | DIMENSIONS |
| <p>4x12 Configurable Telecom Module</p>  | TM1475 | <p>Module supports up to four incoming lines and 12 flexible telephone outlets with the ability to easily assign or reassign any line to any outlet. It includes data pass-throughs for high-speed digital data access.</p> <p>Bracket included.</p> | 3" H x 6.5" W |
| PRODUCT | PART # | DESCRIPTION | DIMENSIONS |
| <p>4x12 Telecom Module</p>  | TM1478 | <p>Module accepts four incoming telephone lines and distributes them to up to twelve locations. It features RJ45 jacks for easy termination and more flexibility for future configurations as well as a line seizure port for easy integration with security systems.</p> <p>Bracket included.</p> | 3" H x 6.5" W |
| PRODUCT | PART # | DESCRIPTION | DIMENSIONS |
| <p>4X24 Configurable Telecom Module</p>  | TM7560 | <p>Module accepts four incoming telephone lines and enables flexible distribution to 24 telephone locations. It features advanced surge protection with an automatic resetting fuse and push-button activated LED monitoring for active line and surge conditions.</p> <p>Bracket included.</p> | 5.9" H x 6.5" W |





COMBO KITS

| PRODUCT | PART # | DESCRIPTION |
|---|--------|---|
| <p>9X6 Basic Value Combo Kit, Security</p>  | EN1021 | <p>Kit includes a 14" enclosure with a screw-on cover and a 9x6 Basic Combo Module. The module allows distribution of up to four phone lines to up to nine telephone outlets and incoming video signals to up to six television outlets. It supports most security systems by providing RJ-31x functionality via a multi-function switch and RJ45 jack.</p> <p>BEST SELLER!</p> |
| PRODUCT | PART # | DESCRIPTION |
| <p>6X4 Basic Value Combo Kit</p>  | EN1022 | <p>Kit features a 14" enclosure with a screw-on cover and a 6x4 Basic Combo Module. The module allows distribution of up to four phone lines to up to six telephone outlets and incoming video signals to up to four television outlets.</p> <p>BEST SELLER!</p> |
| PRODUCT | PART # | DESCRIPTION |
| <p>6X6 Advanced Value Combo Kit</p>  | EN1023 | <p>Kit features a 14" enclosure with a screw-on cover and a 6x6 Advanced Combo Module. The module allows distribution of up to four phone lines to up to six telephone outlets with available expansion for increased capacity. It also supports an optional On-Q Telecom Surge Protection Unit.</p> |
| PRODUCT | PART # | DESCRIPTION |
| <p>12X8 Enhanced Value Combo Kit, Amplified</p>  | EN1024 | <p>Kit includes a 14" enclosure with a screw-on cover and a 12x8 Enhanced Combo Module. The module allows distribution of up to four phone lines to up to 12 telephone outlets and incoming video signals to up to eight television outlets. High performance RJ45 telecom distribution jacks provide flexibility and convenience. It also supports an amplified video signal.</p> <p>Power supply included.</p> |





COMBINATION MODULES

| Description | Basic 9x6 | Basic 11x8 | Basic 6x6 | Advanced 6x8 | Basic 6x4 | Enhanced 8x8 | Basic 9x8 |
|-------------------------------|--|--|---|---|--|---|---|
| | BEST SELLER!  | BEST SELLER!  |  |  |  |  |  |
| Part Number | 364400-05 | 364400-10 | 364400-11 | 364400-12 | 364400-04 | 364400-13 | 364400-19 |
| Telecom Outlets | 9 | 11 | 6 | 6 | 6 | 8 | 9 |
| Video Outlets | 6 | 8 | 6 | 8 | 4 | 8 | 8 |
| Video Amplifier | N | N | N | N | N | N | N |
| Telecom Connections | 110 Punchdown | 110 Punchdown | 110 Punchdown | 110 Punchdown | 110 Punchdown | RJ45 | 110 Punchdown |
| RJ-31X Security Functionality | Y | N | N | Y | N | Y | Y |
| Surge | N | N | N | Y | N | N | N |
| Bridge Expansion | N | N | N | Y | N | N | N |
| Dimensions | 5 1/8 x 6 1/2 | 5 1/8 x 6 1/2 | 5 1/8 x 6 1/2 | 5 1/8 x 6 1/2 | 5 1/8 x 6 1/2 | 5 1/8 x 6 1/2 | 5 1/8 x 6 1/2 |

ADDITIONAL COMBINATION MODULES

| PRODUCT | PART # | DESCRIPTION |
|-------------------------|-----------|---|
| Advanced 6x6 | 364400-09 | Distributes incoming signals to up to six phone outlets and six TV outlets. |
| Enhanced 8x8 Amplified | 364725-04 | Supports distribution to eight phone outlets and eight TV outlets. |
| Enhanced 12x8 | 364400-18 | Supports distribution to 12 phone outlets and eight TV outlets. |
| Advanced 6x4 | 364400-07 | Enables distribution to six phone outlets and four TV outlets. |
| Basic 6x8 | 364400-21 | Supports signal distribution to up to six phone outlets and eight TV outlets. |
| Basic 9x8 Amplified | 364725-02 | Enables distribution to nine phone outlets and eight TV outlets. |
| Enhanced 12x8 Amplified | 364725-05 | Enables distribution to 12 phone outlets and eight TV outlets. |
| Basic 11x4 | 364400-20 | Supports distribution to 11 phone outlets and four TV outlets. |
| Basic 11x8 Amplified | 364725-03 | Enables distribution to 11 phone outlets and eight TV outlets. |
| Advanced 6x8 Amplified | 364725-01 | Supports distribution to six phone outlets and eight TV outlets. |

PHONE/DATA MODULE

| PRODUCT | PART # | DESCRIPTION | DIMENSIONS |
|---|------------------------|---|---------------|
| Phone/Data 6-Port Module  | CO1000 | Provides phone and data services to up to six rooms. Two phone lines and a 100 Mbps ethernet connection are supported over one Cat 5e cable connected to a wall outlet. Bracket included. Requires WP1000 Phone/Data Strap. | 2.9" H x 6" W |
| Phone/Data Strap  | WP1000-LA WP1000-WH | The phone/data strap gives homeowners the ability to distribute phone and data with one Cat 5 cable. It features an RJ45 jack and an RJ11 jack for up to two phone lines. One blank Keystone jack is included on the strap for expansion. | N/A |

ACCESSORIES

| PRODUCT | PART # | DESCRIPTION |
|---|-----------|--|
| Telecom Surge Conditioning Unit | 364600-01 | Unit provides surge protection for connected telephone equipment in the home. Designed to attach to the Telecom Service Conditioning Module (364599-01). |
| Security Interface Conditioning Unit | 364602-01 | Unit provides standard RJ-31X functionality, allowing security system to seize line one for outgoing calls to monitoring stations. Designed to plug into the Telecom Service Conditioning Module (364599-01). |
| DSL Splitter Conditioning Unit | 364601-01 | Unit provides separation of DSL to eliminate need for microfilters on all phone lines throughout the house. Features RJ45 output jacks for DSL service and telephone service. Designed to attach to the Telecom Service Conditioning Module (364599-01). |
| Data Surge Conditioning Unit | 364598-01 | Protects equipment connected to pairs one and two of an Ethernet network from transient voltage. |
| Telecom Service Conditioning Module | 364599-01 | Bracket enables mounting of telecom surge, security interface, DSL splitter and data surge conditioning units. |
| Modem Mounting Plate, Cable, Data Surge | 364808-01 | Mounts a cable modem inside an On-Q enclosure. |
| Modem Mounting Plate, Cable, No Surge | 364808-02 | Designed to be mounted in an On-Q enclosure with two tabs on one end and a locking tab on the other. |
| Modem Mounting Plate, DSL, No Surge | 364808-11 | Easily mounts a DSL modem inside an On-Q enclosure. |
| Modem Mounting Plate, DSL, Data Surge | 364808-12 | Provides a clean and organized solution for installing structured wiring. |

COLOR OPTIONS



Light Almond LA

White WH






Give your customers peace of mind.

From cameras to lighting controls, On-Q comfort products make your customers' homes respond to their needs and lifestyle.



Table of Contents

| | |
|---|-----|
|  Camera | 106 |
|  Lighting | 113 |
|  Home Management | 115 |





Camera System

The On-Q camera system, now available in the new Studio style, enables homeowners to view their camera images via a convenient LCD console or on any TV. Each system can handle up to four weather-resistant cameras, and allows Internet monitoring when combined with an IP Video Server.



System Features and Benefits


- Up to four cameras per system
- Up to two LCDs or Video Displays per system
- Efficient Cat 5 installation
- Elegant, inconspicuous design
- Color cameras optimized for low light conditions
- Indoor or outdoor installations

COLORS

Camera



LCD Display



RELATED PRODUCTS



HA5000-XX
Studio LCD Console



HA5201-XX
TV Display Interface




CM5002-XX
Ball Camera



CM5451-WH
Camera and LCD Kit

Mounts in standard single-gang box
Inconspicuous design blends into environment



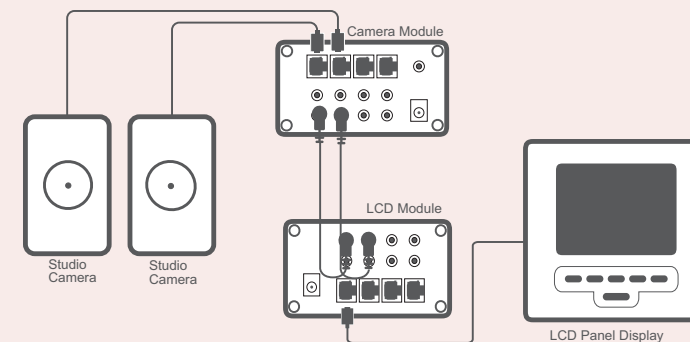
Optimized for low light conditions
Microphone for audio monitoring

7" high-resolution screen



Mounts in standard triple-gang box
Displays up to 4 video inputs

WIRING DIAGRAM






INSTALLATION AT-A-GLANCE CAMERA SYSTEM

1. Install the camera module and the LCD module in the On-Q enclosure.
2. Run a single Cat 5 cable from the camera module to each camera location.
3. Install the cameras in standard single gang boxes throughout the house, either in the wall or in the ceiling.
4. Run a Cat 5 cable from the LCD module to the location of the LCD console, installed in a standard triple gang box.
5. Connect a patch cable from the LCD module to the camera module.



COMFORT/Camera





CAMERA KITS

| PRODUCT | PART # | DESCRIPTION |
|--|--------|--|
| Ball Camera Kit NEW!  | CM7646 | Featuring two ball cameras, this kit delivers a crisp video image over Cat 5 cable. The color cameras are optimized for low light conditions and are weatherproof, enabling outdoor installations. Each camera, available in the new Studio design, ships with both in-wall and in-ceiling mounting plates. Kit contains: 2 Ball Cameras 1 Camera Module 1 Modulator 1 Patch Cable 2 Power Supplies |
| PRODUCT | PART # | DESCRIPTION |
| Category 5 Color Camera Kit  | CM7644 | Give your homeowners peace of mind with this all-in-one camera kit. Featuring two color bullet cameras, the kit uses standard Cat 5 wire to deliver a crisp video image, audio, and power back to the wiring panel. Included cameras are weatherproof and good for indoor or outdoor applications. Kit Contains: 1 Camera Module 2 Color Cameras 1 Patch Cable 1 Modulator 2 Power Supplies |
| PRODUCT | PART # | DESCRIPTION |
| Category 5 Black and White Camera Kit  | CM7645 | This black and white camera kit features the same capabilities as the color camera kit, but in a more affordable package. Based on Cat 5 cabling, installation is cost effective and simple. Included cameras are weatherproof and good for indoor or outdoor applications. Kit Contains: 1 Camera Module 2 Black & White Cameras 2 Power Supplies 1 Modulator 1 Patch Cable |

COMFORT/Camera



CAMERA KITS

| Ball Camera and LCD Kit NEW!  | CM5451-WH | Perfect for monitoring the front door, this kit includes one ball camera and one LCD console. Outfitted in the new Studio style, the LCD features a 7" high-resolution screen and can display up to four video inputs. The weatherproof camera includes auto day/night capabilities, delivering crisp color video by day and black and white video by night. Kit Contains: 1 Ball Camera 1 LCD Console 1 Camera Module 1 LCD Module 1 Patch Cable 2 Power Supplies |
|--|-----------|--|
| PRODUCT | PART # | DESCRIPTION |
| Front Door Camera/LCD Kit  1 Camera | CM5406-WH | With this front door camera kit, homeowners can monitor who's at the door without leaving their family room. Complete with a weatherproof bullet camera and an LCD display, this camera kit is the perfect solution for smaller installations. Kit Contains: 1 Camera Module 1 Black & White Camera 1 LCD Console 1 Patch Cable 1 LCD Module Power Supply |
| PRODUCT | PART # | DESCRIPTION |
| Front and Back Door Camera/LCD Kit  2 Cameras | CM5405-WH | Monitor the patio and the front door with this two-camera kit. Based on Cat 5 wiring, the included cameras and LCD monitors are easy to install and easy to use. Camera images are viewable over the Internet or on a monitor at any time with additional equipment. Kit Contains: 1 Camera Module 2 Black & White Camera 2 LCD Consoles 1 Patch Cable 1 LCD Module Power Supply |
| PRODUCT | PART # | DESCRIPTION |
| Whole House Camera/LCD Kit  4 Cameras | CM5404-WH | Make camera installation easy with this all-in-one kit that includes enough cameras and LCD displays to monitor the whole house. And, because the cameras are weatherproof, homeowners can monitor the patio too. Kit Contains: 1 Camera Module 4 Black & White Camera 2 LCD Consoles 1 Patch Cable 1 LCD Module Power Supply |

COLOR OPTIONS






White
WH



COMFORT/Camera






CAMERAS

| PRODUCT | PART # | DESCRIPTION | DIMENSIONS |
|--|--|--|--|
| Ball Camera  NEW! | CM5002-BR CM5002-LA CM5002-WH | Available in the new Studio style, the ball camera is an inconspicuous way to monitor a nursery, patio, or front door. Although it delivers crisp color video, it's also optimized for low light conditions to enable the best possible picture in all situations. The camera mounts in a standard single gang box and features a convenient RJ45 connection. It ships with studio style plates for both in-wall and in-ceiling installation and is easily installed via Cat 5 wiring. | 5" H x 3" W (In-Wall) 6" dia (In-Ceiling) |
| PRODUCT | PART # | DESCRIPTION | DIMENSIONS |
| Color Bullet Camera  | F2299 | This color camera installs easily over Cat 5 wiring and can be viewed from any monitor in the home or over the Internet with the addition of an IP Video Server. It's also weatherproof, so monitoring the patio or the front door has never been easier. | 4.5" H x 3" W x 0.75" D |
| PRODUCT | PART # | DESCRIPTION | DIMENSIONS |
| Infrared Bullet Camera (Black & White)  | F2287 | Featuring weatherproof design, the Infrared Bullet Camera allows monitoring even in low light conditions. Its unique mounting plate makes installation simple and efficient. | 4.5" H x 3" W x 0.75" D |
| PRODUCT | PART # | DESCRIPTION | DIMENSIONS |
| Black and White Bullet Camera  | F2284 | As easily installed as the color bullet camera, the black and white camera is a cost-effective home security option. | 4.5" H x 3" W x 0.75" D |
| PRODUCT | PART # | DESCRIPTION | DIMENSIONS |
| Decorator Mount Mini Camera (Black & White)  | F2286-WH | This indoor mini camera fits perfectly in any décor and installs easily via Cat 5 wiring in a standard single gang box. | N/A |
| PRODUCT | PART # | DESCRIPTION | DIMENSIONS |
| Category 5 Camera Module  NEW! | CM1011 | This Cat 5-based camera module supports up to four On-Q cameras and allows on-board sequencing of up to four images. It is compatible with both the standard bullet cameras and the new ball cameras. Bracket included. Power supply required (see page 35). | 3" H x 6.5" W |

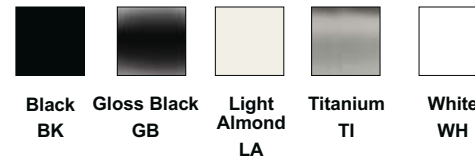
COLOR OPTIONS



CAMERA VIEWING PRODUCTS

| PRODUCT | PART # | DESCRIPTION | DIMENSIONS |
|--|--|---|------------------|
| LCD Console  NEW! | HA5000-GB HA5000-LA HA5000-TI HA5000-WH | This new 7" LCD Console features a high-resolution screen and can handle up to four video inputs, in addition to on-board sequencing of camera images. It mounts in a standard triple gang box and installs easily via Cat 5 wiring and a convenient RJ45 connection. Available in four attractive Studio colors, the LCD is the perfect way to monitor the front door or nursery from any room in the house. | 7" H x 7.5" W |
| PRODUCT | PART # | DESCRIPTION | DIMENSIONS |
| LCD Module  NEW! | CM1010 | The LCD Module allows easy integration with the On-Q camera system. It supports up to four LCD displays and four camera inputs. It also enables camera viewing via a TV with the TV Display Interface (HA5201-XX). Bracket included. Power supply required (see page 35). Not backwards-compatible with prior LCD (F2297-XX). Designed to support new LCD console (HA5000-XX) only. | 3" H x 6.5" W |
| PRODUCT | PART # | DESCRIPTION | DIMENSIONS |
| TV Display Interface  NEW! | HA5201-BK HA5201-LA HA5201-WH | This convenient strap enables camera viewing over the TV when connected to the LCD module. It can support viewing of up to four camera images, in addition to sequencing if desired. It installs in any decorator plate, and can be ganged with other home theater products behind the entertainment center. Ships with IR Target and Universal Remote. | 4.2" H x 1.65" W |



COLOR OPTIONS





COMFORT/Camera

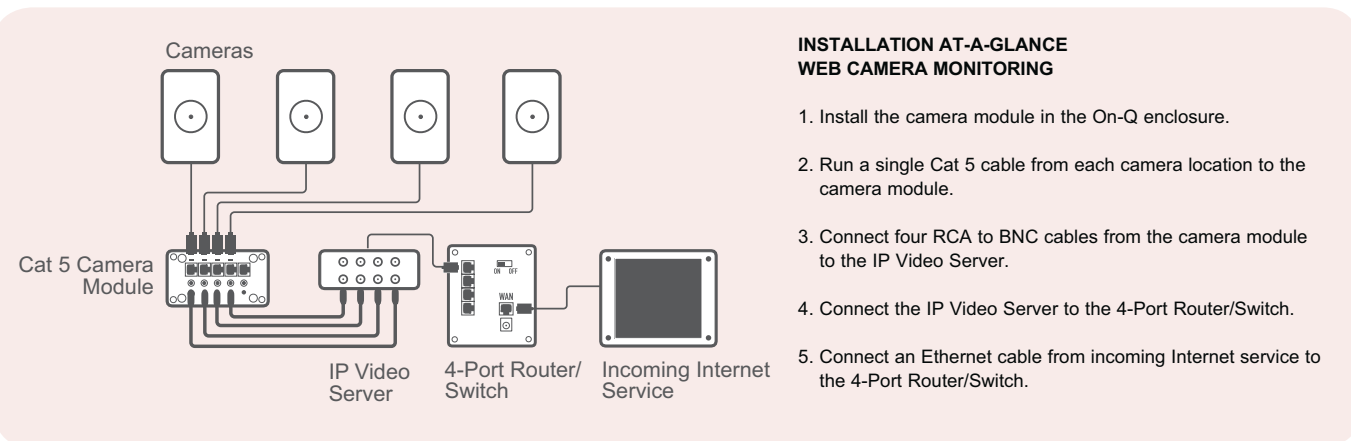
WEB CAMERA MONITORING

| PRODUCT | PART # | DESCRIPTION | DIMENSIONS |
|--|--------|--|------------------|
|  <p>IP Video Server</p> | CM1019 | The IP video server allows cameras to be viewed from anywhere in the world, without the need for additional software. It supports viewing of up to four cameras and includes four RCA to BNC cables and a mounting bracket. | 2.4" H x 4.75" W |
| PRODUCT | PART # | DESCRIPTION | DIMENSIONS |
|  <p>4-Port 10/100 Basic Router/Switch</p> | DA1004 | This 4-port router allows a single high-speed internet connection (DSL/cable modem) to be shared among several computers. It features a built-in 4-Port 10/100 Switch, software-upgradeable Firmware and security firewall. Bracket included. Power supply required (see page 35). | 6" H x 6.5" W |

ACCESSORIES

| PRODUCT | PART # | PRODUCT | PART # |
|--|--------|--|--------|
| RCA to RCA Patch Cable, 90 Degree | F2217 | BNC to RCA Cables (5-Pack) | F2213 |
| RCA to RCA "Y" Splitter Cable, 90 Degree | F2218 | Yellow Y-Video Mini Patch Cable (1 ft) | CM1015 |
| 1 Channel Modulator | F1001 | White Y-Audio Mini Patch Cable (1 ft) | CM1016 |
| 3 Channel Modulator | F1003 | Yellow Video Mini Patch Cable (1 ft) | CM1017 |
| Bullet Camera Microphone | F7642 | White Audio Mini Patch Cable (1 ft) | CM1018 |
| Category 5 Audio Cable, RJ45 to 4 RCA | F2221 | Ball Camera Microphone | CM1026 |


WIRING DIAGRAM




COMFORT/Lighting



DIMMER SWITCHES

| PRODUCT | PART # | PRODUCT | PART # |
|---|--|-------------------------------------|-----------|
|  <p>ALC Dimmer Switch w/LED, 600 W</p> | 363143-21 (White) 363143-22 (Ivory) 363143-23 (Almond) 363143-24 (Brown) 363143-25 (Black) 363143-28 (Light Almond) | ALC SWITCHES | |
| | | ALC Dimmer Switch, 600 W | 363143-1X |
| | | ALC Dimmer Switch, 900 W | 364335-1X |
| | | ALC Dimmer Switch w/LED, 900 W | 364335-2X |
| | | ALC Silent Switch, 900 W | 364722-1X |
| | | ALC Non-Dimming Switch w/LED, 900 W | 364722-2X |
| PLC SWITCHES | | | |
| | | PLC Dimmer Switch w/LED, 600 W | 364798-2X |
| | | PLC Dimmer Switch w/LED, 900 W | 364799-2X |
| | | PLC Non-Dimming Switch w/LED, 900 W | 364802-2X |

AUXILIARY SWITCHES

| PRODUCT | PART # | PRODUCT | PART # |
|---|--|---------------------------|-----------|
|  <p>ALC Auxiliary Switch</p> | 363145-11 (White) 363145-12 (Ivory) 363145-13 (Almond) 363145-14 (Brown) 363145-15 (Black) 363145-18 (Light Almond) | ALC SWITCHES | |
| | | ALC Quad-Auxiliary Switch | 364721-0X |
| PLC SWITCHES | | | |
| | | PLC Auxiliary Switch | 364800-1X |

RELAY SWITCHES

| PRODUCT | PART # |
|------------------------------|-----------|
| ALC Relay Switch, 15 A | 363142-1X |
| ALC Relay Switch w/LED, 15 A | 363142-2X |

DESIGNER SCENE SWITCHES




| PRODUCT | PART # |
|------------------------------|-----------|
| ALC Designer Scene Switch | 364720-0X |
| ALC IR Designer Scene Switch | 364776-0X |

COLOR OPTIONS



COMFORT/Lighting COMFORT/Home Management System




LIGHTING MODULES

| PRODUCT | PART # | DESCRIPTION | DIMENSIONS |
|--|-----------|--|------------------|
| Lighting Controller  | 364644-01 | At the heart of the On-Q Lighting System, the controller features a flexible interface and controls. It can easily integrate with automation system controllers to provide fully-automated whole house lighting or function as a stand-alone lighting system controller. | 2.75" H x 5.6" W |
| Lighting Manager Module  | 364709-01 | This module connects to the controller to provide complete automation of system lighting and I/O control features. | 2.75" H x 5.6" W |
| Lighting Distribution Module  | 364645-01 | This module connects to the lighting controller or lighting expansion module's control ports to provide an organized, structured wiring interface for connection of up to 11 ALC dimmers, relay switches, or scene switches. | 2.75" H x 5.6" W |

LIGHTING MODULES & ACCESSORIES

| PRODUCT | PART # | DESCRIPTION | DIMENSIONS |
|--|-----------|--|------------------|
| Lighting Input/Output Module | 364678-01 | Provides programmable I/O control. | 2.75" H x 5.6" W |
| Lighting Expansion Module | 364726-01 | Provides three additional control ports for up to 93 additional switches. | 2.75" H x 5.6" W |
| Lighting Serial Expansion Module | 364698-01 | Enables security and automation system controllers to control the home lighting system. | 2.75" H x 5.6" W |
| Lighting Scenetech Software | 364630-01 | Supports testing for ALC lighting and I/O controls and acts as a programming tool for lighting controller and lighting manager module. | N/A |
| PLC Transmitter Kit | 363438-01 | Sends control signals to X-10 lighting products. | N/A |
| Dual PLC Transmitter Kit | 363439-01 | An X-10 transmitter with greater range than the standard PLC Transmitter. | N/A |
| ALC Branch Hub | 364677-01 | Boosts signal strength for up to 31 ALC switches. | 2.75" H x 4.8" W |
| ALC Enhanced Branch Hub | 364736-01 | Boosts the ALC communication signal strength. | 2.75" H x 4.8" W |
| ALC 600 V Lead Kit (10 pack) | 364695-01 | Provides insulation for rough-in wiring of ALC cabling. | N/A |
| ALC Branch Interface, Stand-Alone | 364396-01 | Used to perform testing on ALC lighting control. | 5.5" H x 5.65" W |
| ALC BranchTech Software | 364444-01 | Used to perform testing on ALC lighting control installations. | N/A |
| ALC Technician's Tool Kit | 364437-01 | Includes lighting interface module, light kit, Branch Tech software, and installer's guide. | N/A |
| ALC Scene Lighting Universal Remote Control | 364820-01 | Controls whole house lighting system. | N/A |

HOME MANAGEMENT SYSTEM CONTROLLERS

| PRODUCT | PART # | DESCRIPTION | DIMENSIONS |
|---|-----------|--|-----------------|
| HMS Model 1100 Controller  | 364506-01 | Supporting up to 176 security zones, the 1100 management system controller supports ALC Lighting, security features, and energy management. | 9" H x 12.75" W |
| HMS Model 950E Controller  | 364503-02 | Controller supports up to 48 security zones and provides cost-effective security, energy management, lighting control, and device control for enhanced security and automation applications. | 9" H x 12.75" W |
| HMS Model 800 Controller  | 364245-01 | Supports up to 24 security zones and controls lighting, security, and auxiliary features. | 7" H x 6.5" W |

HOME MANAGEMENT SYSTEM CONTROLLERS

| PRODUCT | PART # | DESCRIPTION | DIMENSIONS |
|--|-----------|---|------------|
| HMS 1100 Package | 364653-01 | Includes HMS 1100 Controller, Serial Cable Kit, Keypad, Cable Assembly, Temperature Sensor, Thermostat, and Input Expansion Module. | N/A |
| HMS 950E Package | 364652-02 | Includes HMS 950E Controller, Serial Cable Kit, Keypad, Cable Assembly, Temperature Sensor, and Thermostat. | N/A |
| HMS 800 Package | 364651-01 | Includes HMS 800 Controller, Serial Cable Kit, Keypad, Cable Assembly, Temperature Sensor, and Thermostat. | N/A |
| Serial Interface Cable Kit | 364261-01 | Used to connect a computer to the serial interface module. | N/A |
| HMS 800/950/1100 Serial Cable Kit | 364261-02 | Connects to the on-board serial ports of HMS panels. | N/A |
| HMS Controller Mounting Plate Kit | 364278-01 | Allows mounting of HMS controller. Works with HMS 1100 and 950e systems | N/A |
| HMS Controller Terminal Strip Kit | 364280-01 | 16 position screw terminal kit. | N/A |


HOME MANAGEMENT SYSTEM SOFTWARE

| PRODUCT | PART # | PRODUCT | PART # |
|---|-----------|---|-----------|
| HMS Controller Firmware Upgrade Kit – Model 800 | 363656-04 | HMS Homeview Software | 364616-01 |
| HMS Controller Firmware Upgrade Kit – Model 925 | 363656-01 | HMS PC Access Technician Software | 363446-01 |
| HMS Controller Firmware Upgrade Kit – Model 950E | 363656-07 | HMS PC Access Homeowner's Software | 363446-02 |
| HMS Controller Firmware Upgrade Kit – Model 1100 | 363656-06 | | |



COMFORT/Home Management System

HOME MANAGEMENT SYSTEM KEYPADS

| PRODUCT | PART # | DESCRIPTION | DIMENSIONS |
|--|-----------|---|--------------------------|
|  <p>HMS Keypad, Surface Mount</p> | 364704-01 | This keypad is a 48-character backlit LCD display for the basic system. It is a central device to manage security, HVAC, and lighting, and can also monitor or change temperatures throughout the home. | 4.5" H x 4.6" W x 1.2" D |


HOME MANAGEMENT SYSTEM KEYPADS/THERMOSTATS/SENSORS


| PRODUCT | PART # | DESCRIPTION | DIMENSIONS |
|---|-----------|--|---------------------------|
| HMS Keypad, Flush Mount | 364717-01 | Manages security, lighting, and other home control functions. | 4.5" H x 4.6" W x 1.2" D |
| HMS Audio Keypad, Surface Mount | 364704-02 | 48-character backlit LCD display keypad with voice alarm, status, and custom messages. | 4.5" H x 4.6" W x 1.2" D |
| HMS Audio Keypad, Flush Mount | 364717-02 | Performs like the surface mount keypad, but mounts flush into the ceiling or wall for a seamless finish. | 4.5" H x 4.6" W x 1.2" D |
| HMS Home Touch Screen Console | HA1003-WH | Facilitates graphical control of security, HVAC, lighting and other home control functions. | 5.5" H x 6.25" W |
| HMS Heat/Cool Thermostat | 364718-01 | Allows remote control of the single stage heating and cooling system. | 3.75" H x 5.5" W x 1.1" D |
| HMS Heat Pump Thermostat | 364718-02 | Single-speed heat pump heating and cooling system with auxiliary heat. | 3.75" H x 5.5" W x 1.1" D |
| HMS Multi-Stage Heat Pump/Thermostat | 364718-03 | Two-stage heating and cooling system with a blue backlit display. | 3.75" H x 5.5" W x 1.1" D |
| HMS Zone Control Thermostat, Blue Backlit Display | 364718-04 | Single stage heating and cooling system control with blue backlit display. | 3.75" H x 5.5" W x 1.1" D |
| HMS Multi-Stage Heat Pump/Thermostat | 364718-05 | Two-speed heat pump system with auxiliary heat. | 3.75" H x 5.5" W x 1.1" D |
| Thermostat Sensor, Surface Mount | 363443-02 | Mounts on the wall surface and allows remote monitoring. | 1.5" H x 2" W x 1" D |
| Thermostat Sensor, Flush Mount | 363443-03 | Mounts flush into the ceiling or wall. | 1.5" H x 2" W x 1" D |
| HMS Indoor/Outdoor Temperature Sensor | 363443-04 | Provides a temperature reading and settable alarm point. | 2.75" H x 2.75" W x 1" D |
| HMS Temperature and Humidity Sensor | 363443-05 | Features a high accuracy temperature sensor that does not need calibration. | 2.75" H x 2.75" W x 1" D |
| HMS Keypad/Thermostat Connector Assembly | 364538-01 | Used to connect a thermostat or keypad to the controller. | N/A |
| Passive Infrared Occupancy Sensor | 364897-01 | Mounts into the ceiling. | N/A |

COMFORT/Home Management System



HOME MANAGEMENT SYSTEM ACCESSORIES

| PRODUCT | PART # | DESCRIPTION | DIMENSIONS |
|---|-----------|--|------------|
|  <p>RF Remote Controller/Transmitter Combo</p> | 364697-01 | The RF Remote Receiver/Keyfob Transmitter Combo provides four-button remote control of the lighting and home management systems. When connected to the Home Lighting Controller, each of the RF Keyfob Transmitter's buttons provide simple "Press & Hold" scene lighting programming. The receiver is typically installed in the home's garage and supports seven keyfob remote control transmitters. | N/A |

| PRODUCT | PART # | DESCRIPTION | DIMENSIONS |
|--|-----------|--|------------------|
|  <p>Serial Interface Module</p> | 363737-01 | Allows all HMS controllers to be connected to a personal computer or other system to exchange data and commands. | 5.5" H x 5.65" W |

HOME MANAGEMENT SYSTEM ACCESSORIES

| PRODUCT | PART # | PRODUCT | PART # |
|---|-----------|--|-----------|
| Backup Battery, 12V, 7.2 AH | 363521-01 | Relay Expansion Module, 8 Outputs | 364269-01 |
| Battery Holder, Half-Width | 364264-01 | Eight Output Relay Expansion Module Mounting Plate | 364449-01 |
| Battery Holder, Full-Width | 364265-01 | HMS 1100A Expansion Module | 364268-01 |
| 24 VAC, 40 VA HMS Power Transformer – Model 950E/1100 | 363522-01 | HMS 800 Expansion Module | 364387-01 |
| 16.5 VAC, 40 VA HMS Power Transformer – Model 800 | 363522-02 | Model Alarm Verification Module | 363441-01 |
| HMS 950E/1100 Input Expansion Module | 363436-01 | HMS Expansion Mounting Plate | 364270-01 |
| HMS Relay Expansion Module, 4 Outputs | 363437-01 | HMS 800 ALC Interface Cable Assembly | 364408-01 |
| RF Remote Keyfob Transmitter | 364708-01 | EZ-Scene ALC Lighting Interface, Four Branch | 364806-02 |
| RF Remote Distribution Module | 364696-01 | EZ-Scene ALC Lighting Interface, One Branch | 364806-01 |






Easy to understand and simple to sell.

From a wide variety of upgrades to creative packages, On-Q has a connected home solution for every need and every budget.



Table of Contents

| | |
|--|-----|
|  Entertainment | 120 |
|  Communications | 126 |
|  Comfort | 132 |



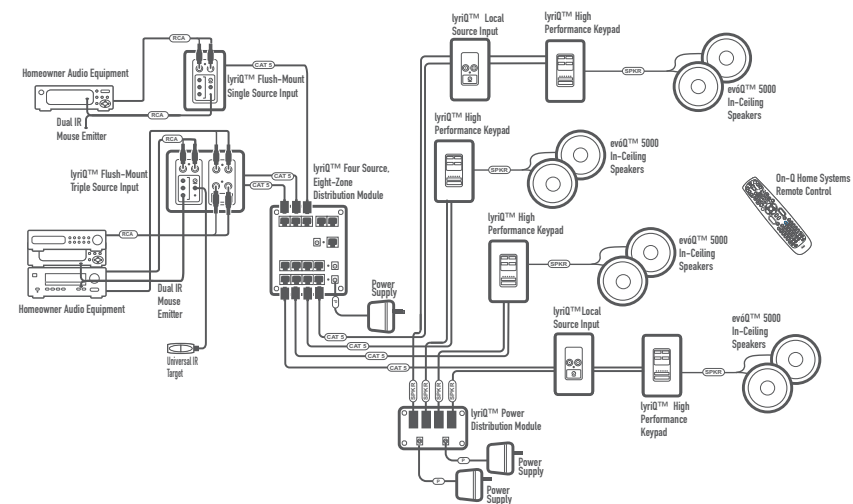
ULTIMATE MUSIC SOLUTION

Crank up the volume with this high performance audio solution. This solution lets homeowners entertain throughout the house without missing a single riff of their favorite high fidelity audio.

ULTIMATE MUSIC / BILL OF MATERIALS

| PRODUCT | PART # | QUANTITY | PAGE |
|--|-----------|----------|------|
| lyriQ High-Performance Keypad in Studio Design | AU5010-XX | 4 | 61 |
| lyriQ High-Performance Power Module | AU1001 | 1 | 33 |
| lyriQ Flush-Mount Single Source Input | AU1004-XX | 1 | 60 |
| lyriQ Flush-Mount Triple Source Input | AU1011-XX | 1 | 60 |
| lyriQ Four-Source, Eight-Zone Distribution Module | AU1002 | 1 | 59 |
| lyriQ Local Source Input in Studio Design | AU5008-XX | 2 | 60 |
| Home Systems Remote Control | AU1060 | 1 | 61 |
| Dual IR Mouse Emitter | F7425 | 2 | 61 |
| 24 Volt, 2.5 Amp Power Supply | PW1060 | 3 | 33 |
| evoQ 5000 6.5" In-Ceiling Speaker | HT5650 | 8 | 75 |
| 6.5" In-Ceiling Pre-Construction Speaker Bracket (2) | 364672-02 | 4 | 77 |
| Universal IR Target | F7426 | 1 | 61 |
| 1-Gang Studio Wall Plate | WP5001-XX | 1 | 26 |
| 2-Gang Studio Wall Plate | WP5002-XX | 1 | 26 |

ULTIMATE MUSIC / WIRING DIAGRAM



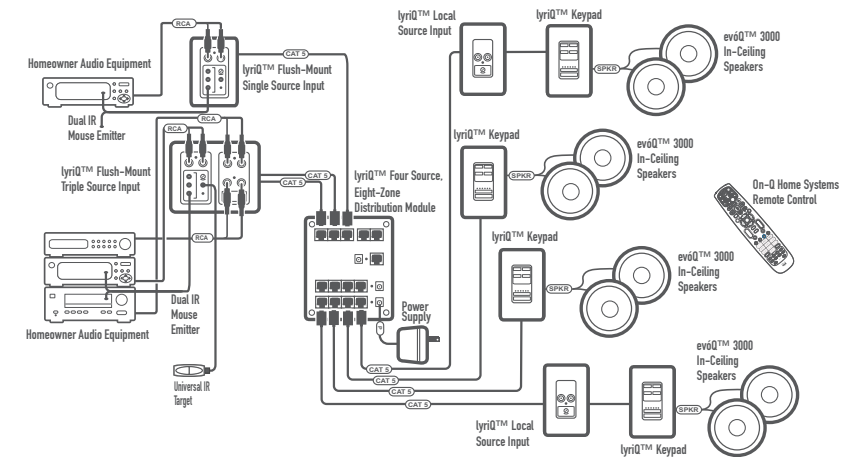
PREMIUM MUSIC SOLUTION

Now the family doesn't have to share the same music over the whole house system. Homeowners can listen to any one of four audio sources in up to eight different locations at the same time.

PREMIUM MUSIC / BILL OF MATERIALS

| PRODUCT | PART # | QUANTITY | PAGE |
|---|-----------|----------|------|
| lyriQ Keypad in Studio Design | AU5009-XX | 4 | 61 |
| lyriQ Flush-Mount Single Source Input | AU1004-XX | 1 | 60 |
| lyriQ Flush-Mount Triple Source Input | AU1011-XX | 1 | 60 |
| lyriQ Four-Source, Eight-Zone Distribution Module | AU1002 | 1 | 59 |
| lyriQ Local Source Input in Studio Design | AU5008-XX | 1 | 60 |
| Home Systems Remote Control | AU1060 | 1 | 61 |
| Dual IR Mouse Emitter | F7425 | 2 | 61 |
| 24 Volt, 2.5 Amp Power Supply | PW1060 | 1 | 33 |
| evoQ 3000 6.5" In-Ceiling Speakers (Pair) | MS3650 | 4 | 76 |
| 6.5" In-Ceiling Pre-Construction Speaker Bracket | 364672-02 | 4 | 77 |
| Universal IR Target | F7426 | 1 | 61 |
| 2-Gang Studio Wall Plate | WP5002-XX | 1 | 26 |
| 1-Gang Studio Wall Plate | WP5001-XX | 1 | 26 |

PREMIUM MUSIC / WIRING DIAGRAM





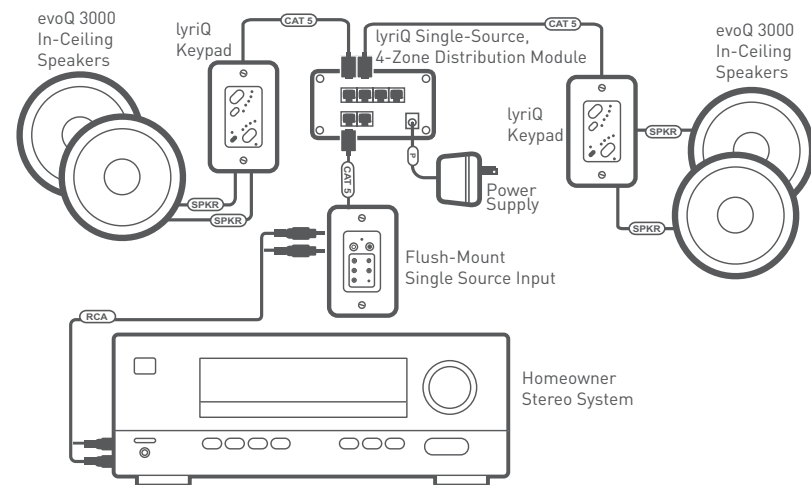
BASIC MUSIC SOLUTION

This affordable solution distributes crystal-clear sound through two rooms and includes a flush-mount single source input to provide high-quality audio without all the wires.

BASIC MUSIC / BILL OF MATERIALS

| PRODUCT | PART # | QUANTITY | PAGE |
|--|-----------|----------|------|
| lyriQ Keypad | AU7394-XX | 2 | 66 |
| lyriQ Flush-Mount Single Source Input | AU1004 | 1 | 67 |
| lyriQ Single Source, 4-Zone Distribution Module | AU7396 | 1 | 68 |
| evoQ 3000 6.5" In-Ceiling Speakers (Pair) | MS3650 | 2 | 76 |
| 6.5" In-Ceiling Pre-Construction Speaker Bracket | 364672-02 | 2 | 77 |
| 24 V, 2.5 A Power Supply | PW1060 | 1 | 33 |
| 1-Gang, Decorator Wall Plate | WP1205-XX | 3 | 25 |

BASIC MUSIC / WIRING DIAGRAM



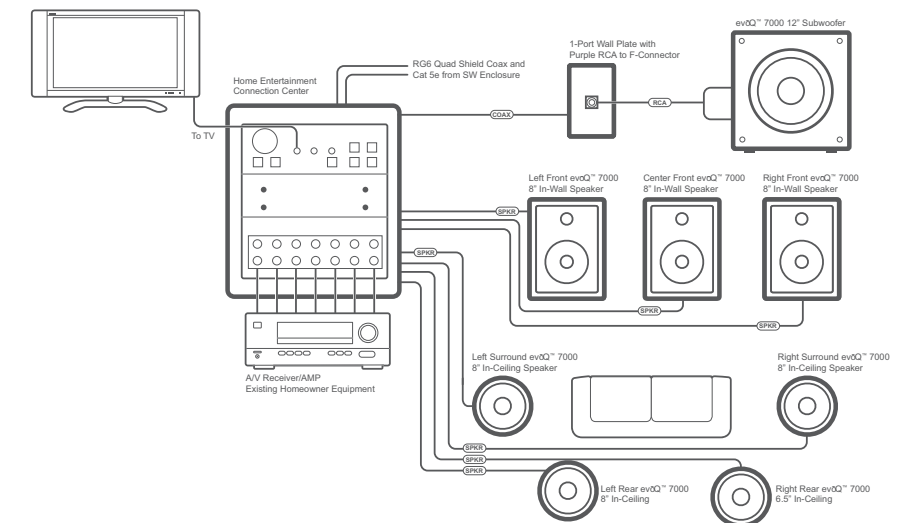
ULTIMATE 7.1 HOME THEATER SOLUTION

This ultimate solution provides the most amazing, realistic experience possible with seven top-of-the-line speakers designed specifically for home theaters and a powerful subwoofer that captures the full spectrum of sound.

ULTIMATE HOME THEATER / BILL OF MATERIALS

| PRODUCT | PART # | QUANTITY | PAGE |
|---|-----------|----------|------|
| Home Entertainment Connection Center | HT1000 | 1 | 80 |
| evōQ™ 7000 8" In-Wall Speaker | HT7801 | 3 | 74 |
| 8" In-Wall Pre-Construction Speaker Bracket (Pair) | 364675-02 | 2 | 77 |
| evōQ™ 7000 8" In-Ceiling Speaker | HT7800 | 4 | 74 |
| 8" In-Ceiling Pre-Construction Speaker Bracket (Pair) | 364673-02 | 2 | 77 |
| evōQ™ 7000 12" Subwoofer | 364671-01 | 1 | 74 |
| 1-Gang, 1-Port Wall Plate | WP3401-XX | 1 | 25 |
| Purple RCA to F Connector | WP3466-XX | 1 | 32 |

ULTIMATE HOME THEATER / WIRING DIAGRAM





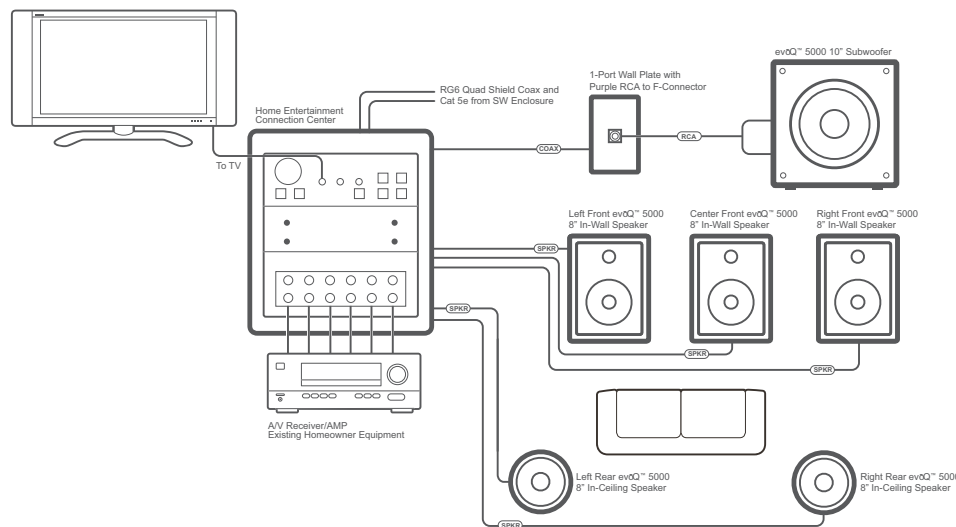
PREMIUM 5.1 HOME THEATER SOLUTION

This solution uses five speakers and a subwoofer to create exceptional sound effects that capture the full spectrum of sound and the deep, low tones that add full impact.

PREMIUM HOME THEATER / BILL OF MATERIALS

| PRODUCT | PART # | QUANTITY | PAGE |
|---|-----------|----------|------|
| Home Entertainment Connection Center | HT1000 | 1 | 80 |
| evōQ™ 5000 8" In-Wall Speaker | HT5801 | 3 | 75 |
| 8" In-Wall Pre-Construction Speaker Bracket (Pair) | 364675-02 | 2 | 77 |
| evōQ™ 5000 8" In-Ceiling Speaker | HT5800 | 2 | 75 |
| 8" In-Ceiling Pre-Construction Speaker Bracket (Pair) | 364673-02 | 1 | 77 |
| evōQ™ 5000 10" Subwoofer | HT5104 | 1 | 75 |
| 1-Gang, 1-Port Wall Plate | WP3401-XX | 1 | 25 |
| Purple RCA to F Connector | WP3466-XX | 1 | 32 |

PREMIUM HOME THEATER / WIRING DIAGRAM



BASIC 5.1 HOME THEATER SOLUTION

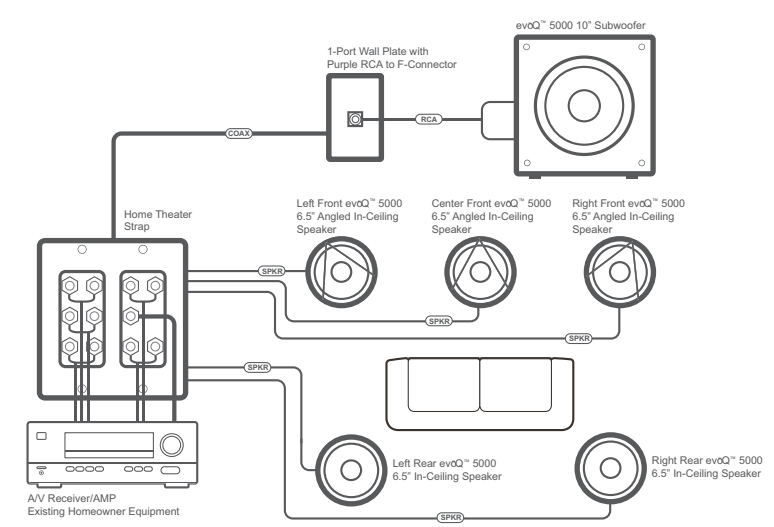
Both high performance and affordable, this basic solution includes five speakers and a subwoofer for a true home theater implementation.

BASIC HOME THEATER / BILL OF MATERIALS

| PRODUCT | PART # | QUANTITY | PAGE |
|---|-----------|----------|------|
| Home Theater Strap | F9004-XX | 1 | 29 |
| evōQ™ 5000 6.5" Angled In-Ceiling Speaker | HT5655 | 3 | 73 |
| 8" In-Ceiling Pre-Construction Speaker Bracket (Pair)* | 364673-02 | 2 | 77 |
| evōQ™ 5000 6.5" In-Ceiling Speaker | HT5650 | 2 | 75 |
| 6.5" In-Ceiling Pre-Construction Speaker Bracket (Pair) | 364672-02 | 1 | 77 |
| evōQ™ 5000 10" Subwoofer | HT5104 | 1 | 75 |
| 1-Gang, 1-Port Wall Plate | WP3401-XX | 1 | 25 |
| Purple RCA to F Connector | WP3466-XX | 1 | 32 |

* evōQ™ 6.5" Angled In-Ceiling Speakers should be mounted in 8" In-Ceiling Brackets.

BASIC HOME THEATER / WIRING DIAGRAM





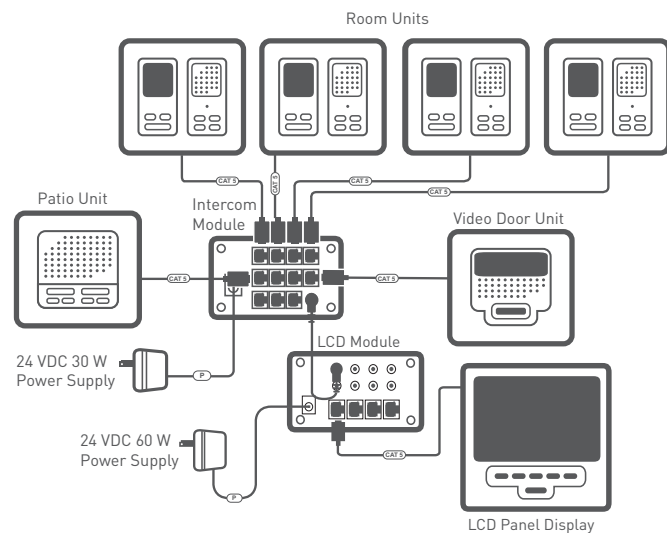
ULTIMATE INTERCOM SOLUTION

This high performance selective call intercom solution includes a front door camera and a wall-mounted LCD display for enhanced safety and security.

ULTIMATE INTERCOM / BILL OF MATERIALS

| PRODUCT | PART # | QUANTITY | PAGE |
|------------------------------------|-----------|----------|------|
| Selective Call Intercom Module | IC5001 | 1 | 91 |
| Selective Call Intercom Room Unit | IC5000-XX | 4 | 91 |
| Selective Call Intercom Patio Unit | IC5004-XX | 1 | 91 |
| Selective Call Video Door Unit | IC5003-XX | 1 | 90 |
| 24 VDC 30 W Power Supply | PW1030 | 1 | 34 |
| LCD Console | HA5000-XX | 1 | 111 |
| LCD Module | CM1010 | 1 | 111 |
| RCA to RCA Patch Cable | CM1017 | 1 | 112 |
| 24 VDC, 60 W Power Supply | PW1060 | 1 | 33 |

ULTIMATE INTERCOM / WIRING DIAGRAM



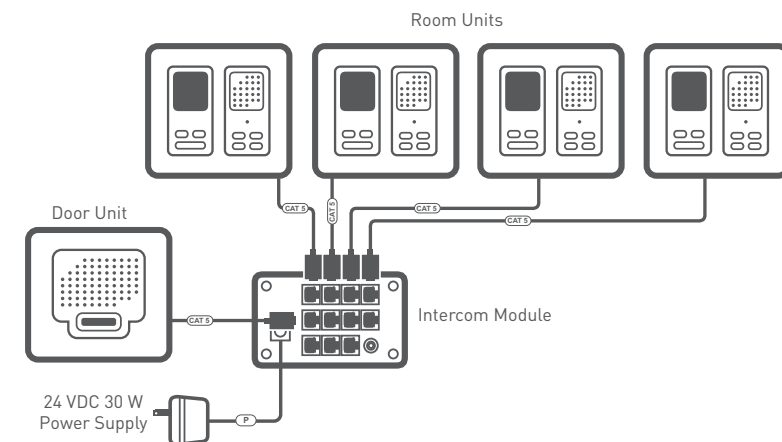
PREMIUM INTERCOM SOLUTION

Simplify home communication with this four-room selective call intercom solution.

PREMIUM INTERCOM / BILL OF MATERIALS

| PRODUCT | PART # | QUANTITY | PAGE |
|-----------------------------------|-----------|----------|------|
| Selective Call Intercom Module | IC5001 | 1 | 91 |
| Selective Call Intercom Room Unit | IC5000-XX | 4 | 91 |
| Selective Call Intercom Door Unit | IC5002-XX | 1 | 91 |
| 24 VDC 30 W Power Supply | PW1030 | 1 | 34 |

PREMIUM INTERCOM / WIRING DIAGRAM





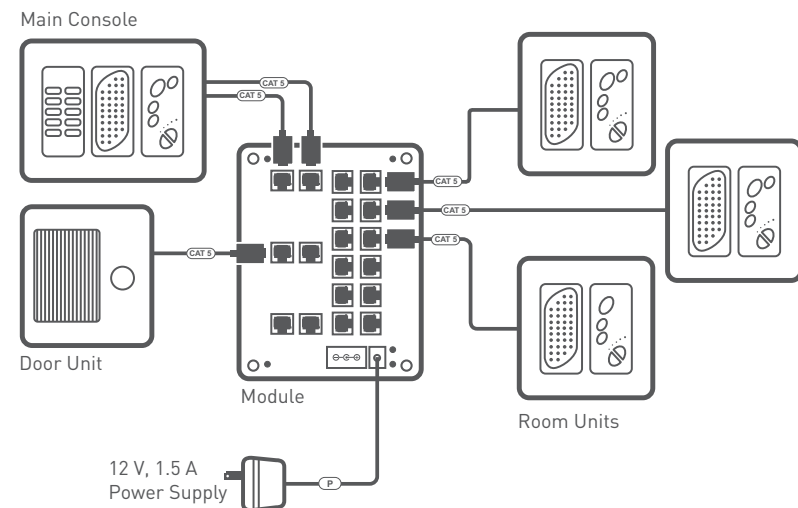
BASIC INTERCOM SOLUTION

Give your homeowners the ultimate in convenience with this affordable broadcast intercom system.

BASIC INTERCOM / BILL OF MATERIALS

| PRODUCT | PART # | QUANTITY | PAGE |
|--|-----------|----------|------|
| Broadcast Intercom Module & Main Console | IC1002-XX | 1 | 94 |
| Broadcast Intercom Room Unit | IC1004-XX | 3 | 94 |
| Broadcast Intercom Door Unit | F7596-XX | 1 | 95 |
| Broadcast Intercom Door Chime | F7601 | 1 | 95 |
| 12 V, 1.5 A Power Supply | F7726 | 1 | 34 |

BASIC INTERCOM / WIRING DIAGRAM



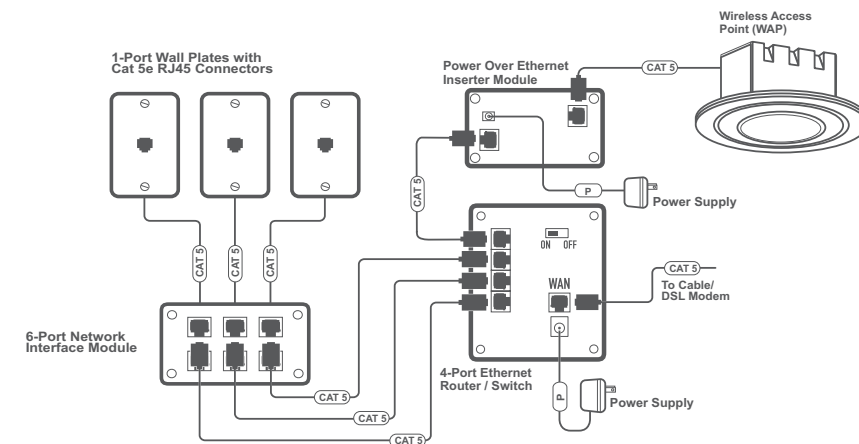
ULTIMATE HYBRID INTERNET SOLUTION

Combine the reliability of wired connections with the flexibility of wireless, including three outlets wired for secure high-speed Internet.

ULTIMATE HYBRID INTERNET / BILL OF MATERIALS

| PRODUCT | PART # | QUANTITY | PAGE |
|---------------------------------------|-----------|----------|------|
| 4-Port Ethernet Router/Switch | DA1004 | 1 | 97 |
| 15 V, 400 mA Power Supply | F7760 | 1 | 34 |
| 6-Port Network Interface Module | AC1000 | 1 | 97 |
| 1-Gang, 1-Port Wall Plate | WP3401-XX | 3 | 25 |
| Cat 5e RJ45 Connector | WP3450-XX | 3 | 31 |
| Wireless Access Point, In-Ceiling | 364887-01 | 1 | 96 |
| Cat 5e RJ45 Jumper Assembly, 6 Inches | 363201-27 | 4 | 37 |
| Universal Mounting Plate | 364904-01 | 1 | 24 |

ULTIMATE HYBRID INTERNET / WIRING DIAGRAM





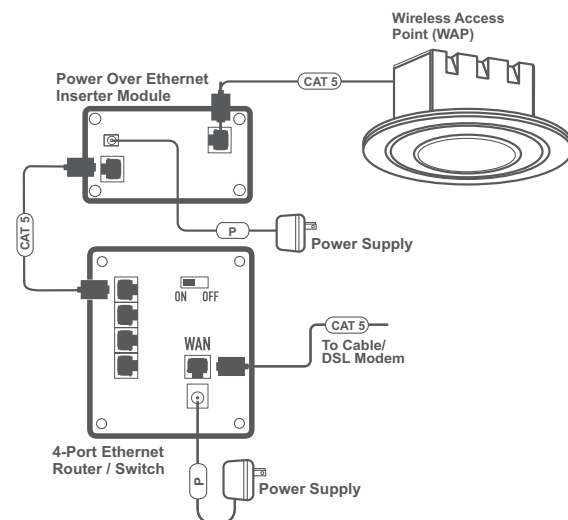
PREMIUM WIRELESS INTERNET SOLUTION

Convenience and mobility are available with the freedom to access the Internet virtually anywhere inside or outside the home.

PREMIUM WIRELESS INTERNET / BILL OF MATERIALS

| PRODUCT | PART # | QUANTITY | PAGE |
|---------------------------------------|-----------|----------|------|
| Wireless Access Point, In-Ceiling | 364887-01 | 1 | 96 |
| 4-Port Ethernet Router/Switch | DA1004 | 1 | 97 |
| 15 V, 400 mA Power Supply | F7760 | 1 | 34 |
| Cat 5e RJ45 Jumper Assembly, 6 Inches | 363201-27 | 1 | 37 |

PREMIUM WIRELESS INTERNET / WIRING DIAGRAM



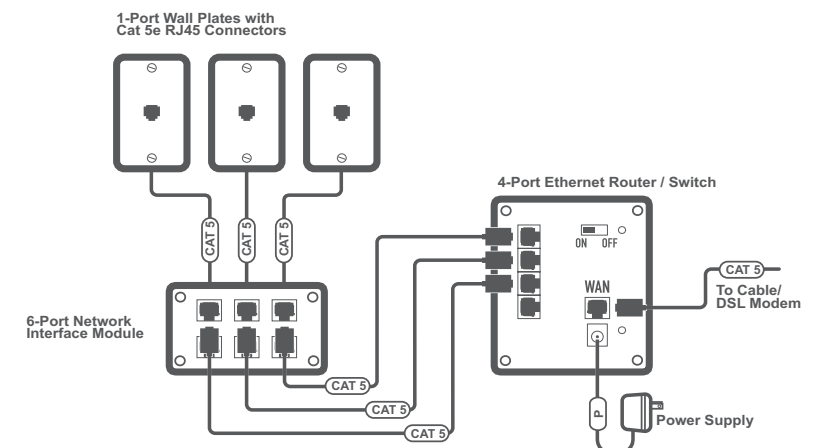
BASIC WIRED INTERNET SOLUTION

This solution facilitates traditional hard-wired networking plus file sharing and printer networking among three computers.

BASIC WIRED INTERNET / BILL OF MATERIALS

| PRODUCT | PART # | QUANTITY | PAGE |
|---------------------------------------|-----------|----------|------|
| 4-Port Ethernet Router/Switch | DA1004 | 1 | 97 |
| 15 V, 400 mA Power Supply | F7760 | 1 | 34 |
| 6-Port Network Interface Module | AC1000 | 1 | 97 |
| 1-Gang, 1-Port Wall Plate | WP3401-XX | 3 | 25 |
| Cat 5e RJ45 Connector | WP3450-XX | 3 | 31 |
| Cat 5e RJ45 Jumper Assembly, 6 Inches | 363201-27 | 3 | 37 |

BASIC WIRED INTERNET / WIRING DIAGRAM





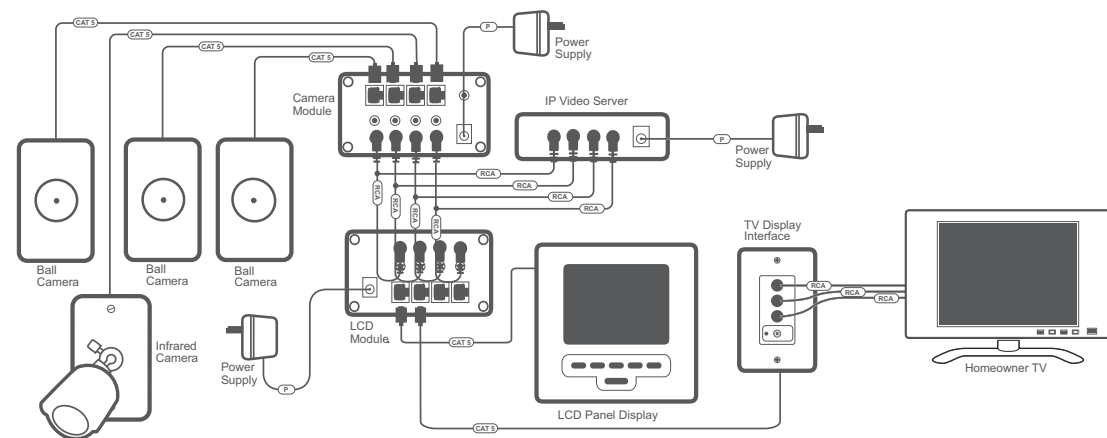
ULTIMATE CAMERA SOLUTION

This solution offers the ultimate in flexibility and security by including three cameras in the Studio style and an infrared bullet camera. It also includes three convenient camera viewing options.

ULTIMATE CAMERA / BILL OF MATERIALS

| PRODUCT | PART # | QUANTITY | PAGE |
|-----------------------------|-----------|----------|------|
| Ball Camera | CM5002-XX | 3 | 110 |
| Cat 5 Camera Module | CM1011 | 1 | 110 |
| 12 V, 1.5 A Power Supply | F7726 | 1 | 34 |
| IR Bullet Camera, BW | F2287 | 1 | 110 |
| LCD Console | HA5000-XX | 1 | 111 |
| LCD Module | CM1010 | 1 | 111 |
| 24 VDC, 60 W Power Supply | PW1060 | 1 | 33 |
| TV Display Interface | HA5201-XX | 2 | 111 |
| RCA to RCA Patch Cable | CM1017 | 4 | 112 |
| RCA to RCA Y Splitter Cable | CM1015 | 4 | 112 |
| IP Video Server | CM1019 | 1 | 112 |

ULTIMATE CAMERA / WIRING DIAGRAM



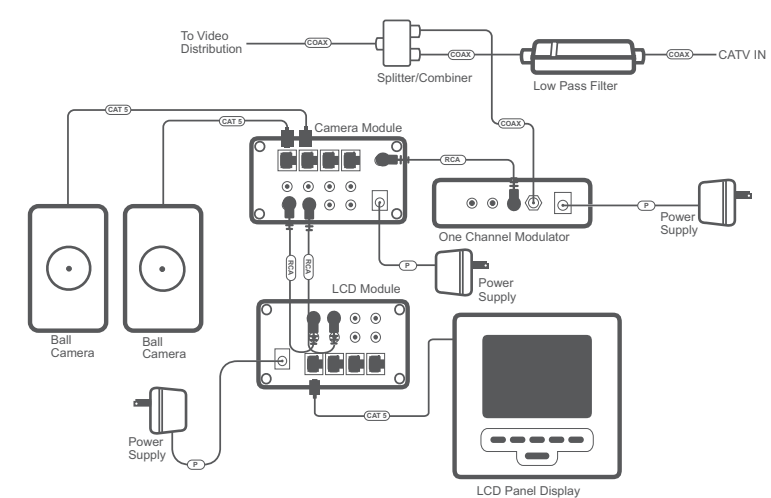
PREMIUM CAMERA SOLUTION

Two color cameras in the new Studio style paired with a convenient LCD display make this solution a premium option for home security.

PREMIUM CAMERA / BILL OF MATERIALS

| PRODUCT | PART # | QUANTITY | PAGE |
|---|-----------|----------|------|
| Ball Camera | CM5002-XX | 2 | 110 |
| Cat 5 Camera Module | CM1011 | 1 | 110 |
| 12 V, 1.5 A Power Supply | F7726 | 1 | 34 |
| LCD Console | HA5000-XX | 1 | 111 |
| LCD Module | CM1010 | 1 | 111 |
| 24 VDC, 60 W Power Supply | PW1060 | 1 | 33 |
| RCA to RCA Patch Cable | CM1017 | 3 | 112 |
| Low Pass Filter, 5-750 MHz | 364456-03 | 1 | 85 |
| Frequency Agile Mono Modulator, 1 Channel | F1001 | 1 | 112 |

PREMIUM CAMERA / WIRING DIAGRAM





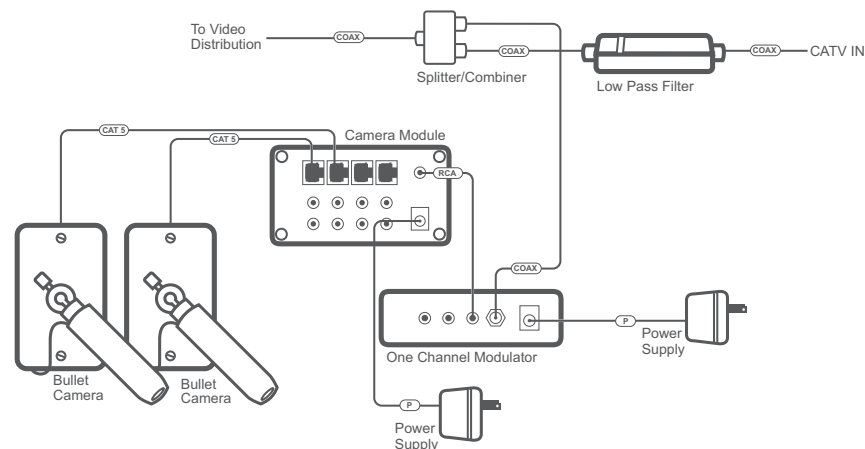
BASIC CAMERA SOLUTION

This basic solution lets homeowners install a camera wherever they need one, whether it's the front door or the baby's room.

BASIC CAMERA / BILL OF MATERIALS

| PRODUCT | PART # | QUANTITY | PAGE |
|---|-----------|----------|------|
| Bullet Camera, Color | F2299 | 2 | 110 |
| Cat 5 Camera Module | CM1011 | 1 | 110 |
| 12 V, 1.5 A Power Supply | F7726 | 1 | 34 |
| Frequency Agile Mono Modulator, 1 Channel | F1001 | 1 | 112 |
| RCA to RCA Patch Cable | CM1017 | 1 | 112 |
| Low Pass Filter, 5-750 MHz | 364456-03 | 1 | 85 |

BASIC CAMERA / WIRING DIAGRAM



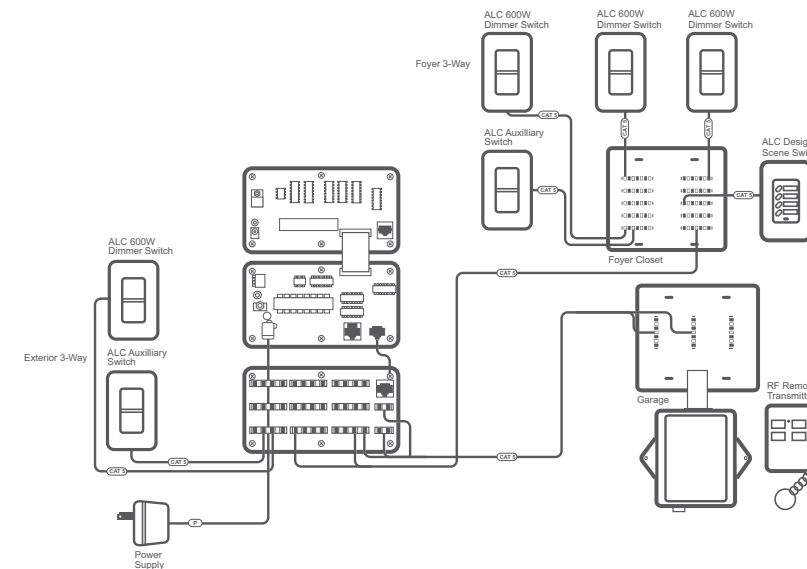
CONVENIENCE/SAFETY LIGHTING SOLUTION

This solution provides easy-to-use control of lighting levels in the home and outside.

CONVENIENCE/SAFETY LIGHTING / BILL OF MATERIALS

| PRODUCT | PART # | QUANTITY | PAGE |
|---|-----------|----------|------|
| ALC Dimmer Switch, 600 W | 363143-11 | 4 | 113 |
| ALC Auxiliary Switch | 363145-11 | 2 | 113 |
| ALC Designer Scene Switch | 364720-01 | 1 | 113 |
| Home Lighting Management Module (w/Serial Port) | 364709-01 | 1 | 114 |
| Home Lighting Controller Module | 364644-01 | 1 | 114 |
| ALC/RF Wiring Distribution Module | 364645-01 | 1 | 114 |
| RF Remote Control Receiver/Transmitter Combo | 364697-01 | 1 | 117 |
| ALC Branch Hub | 364677-01 | 1 | 114 |
| On-Q Lighting SceneTech Software | 364630-01 | 1 | 114 |

CONVENIENCE/SAFETY LIGHTING / WIRING DIAGRAM





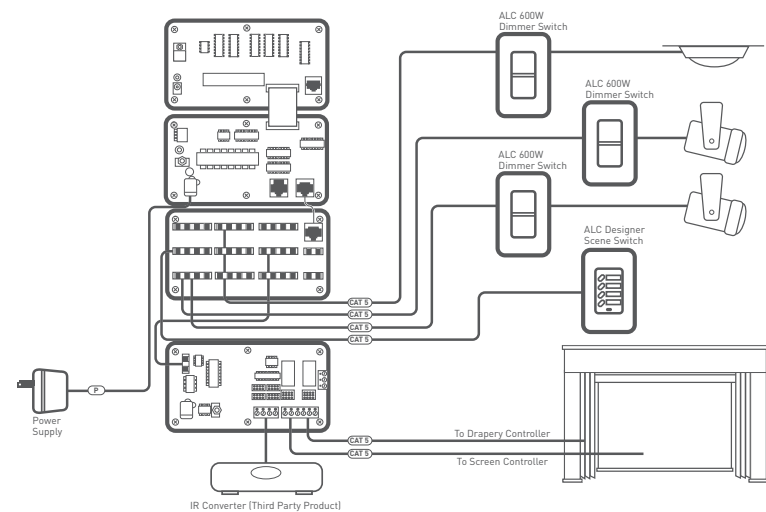
THEATER LIGHTING SOLUTION

One touch of a button sets the perfect home theater lighting scene, with the ability to control drapes and a projection screen using the same button.

THEATER LIGHTING / BILL OF MATERIALS

| PRODUCT | PART # | QUANTITY | PAGE |
|---|-----------|----------|------|
| ALC Dimmer Switch, 600 W | 363143-11 | 3 | 113 |
| ALC IR Designer Scene Switch | 364776-11 | 1 | 113 |
| Home Lighting Controller Module | 364644-01 | 1 | 114 |
| ALC/RF Wiring Distribution Module | 364645-01 | 1 | 114 |
| Home Lighting Input/Output Module | 364678-01 | 1 | 114 |
| Home Lighting Management Module (w/Serial Port) | 364709-01 | 1 | 114 |
| On-Q Lighting SceneTech Software | 364630-01 | 1 | 114 |

THEATER LIGHTING / WIRING DIAGRAM



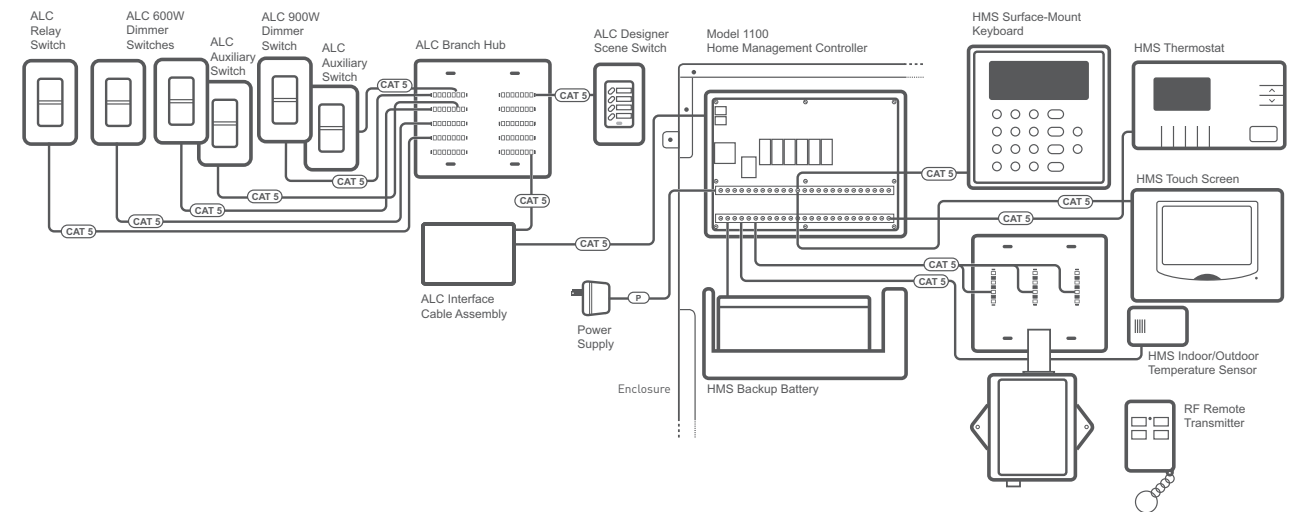
ULTIMATE HOME CONTROL SOLUTION

This solution provides superior energy management, lighting control, and security with wall-mounted information displays and password-protected network computer access.

ULTIMATE HOME CONTROL / BILL OF MATERIALS

| PRODUCT | PART # | QUANTITY | PAGE |
|--|-----------|----------|------|
| HMS Model 1100 Controller | 364506-01 | 1 | 115 |
| HMS Backup Battery | 363521-01 | 1 | 117 |
| HMS 950E/1100 Power Transformer | 363522-01 | 1 | 117 |
| Battery Holder - Half Width | 364264-01 | 1 | 117 |
| HMS Keypad | 364704-01 | 1 | 116 |
| HMS Touch Screen Console | HA1003-WH | 1 | 116 |
| HMS HomeView Software | 364616-01 | 1 | 115 |
| On-Q HMS PC Access Homeowners Software | 363446-02 | 1 | 115 |
| HMS Indoor/Outdoor Temperature Sensor | 363443-04 | 1 | 116 |
| HMS Zone Control Thermostat | 364718-04 | 1 | 116 |
| ALC Dimmer Switch, 600 W | 363143-11 | 2 | 113 |
| ALC 900 W Dimmer | 364335-11 | 1 | 113 |
| ALC Auxiliary Switch | 363145-11 | 2 | 113 |
| ALC Relay Switch, 15 A | 363142-11 | 1 | 113 |
| ALC Designer Scene Switch | 364720-01 | 1 | 113 |
| RF Remote Control Receiver/Transmitter Combo | 364697-01 | 1 | 117 |
| ALC Branch Hub | 364677-01 | 1 | 114 |
| HMS 800 ALC Interface Cable Assembly | 364408-01 | 1 | 117 |

ULTIMATE HOME CONTROL / WIRING DIAGRAM





COMFORT/Control

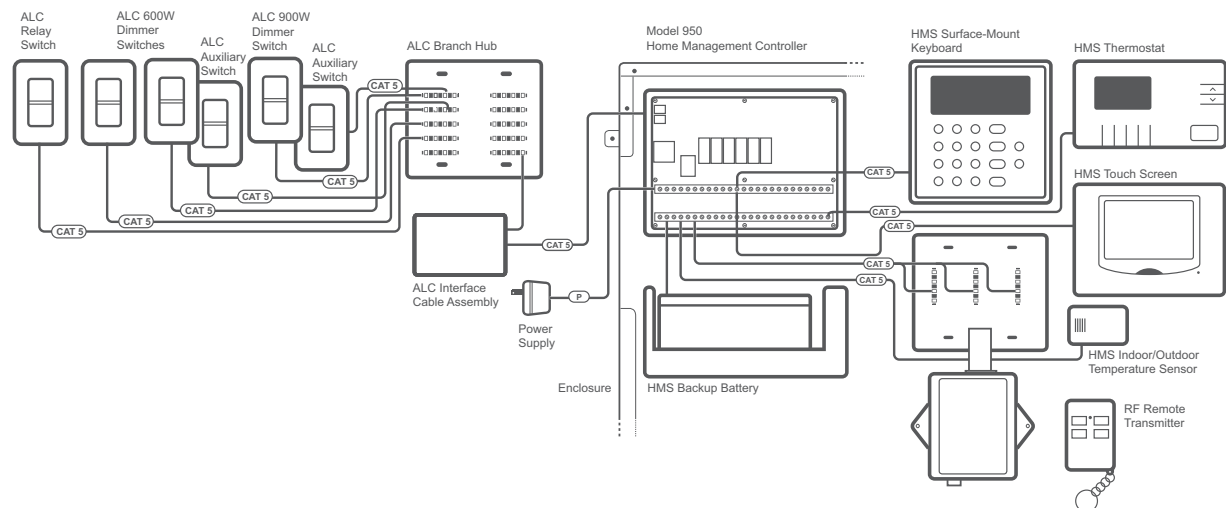
PREMIUM HOME CONTROL SOLUTION

Through a convenient touch screen display this solution offers expanded capacity of heating and cooling as well as lighting control, perfect for larger homes.

PREMIUM HOME CONTROL / BILL OF MATERIALS

| PRODUCT | PART # | QUANTITY | PAGE |
|---|-----------|----------|------|
| HMS Model 950E Controller | 364503-02 | 1 | 115 |
| HMS Backup Battery | 363521-01 | 1 | 117 |
| HMS 950E/1100 Power Transformer | 363522-01 | 1 | 117 |
| Battery Holder - Half Width | 364264-01 | 1 | 117 |
| HMS Keypad | 364704-01 | 1 | 116 |
| HMS Touch Screen Console | HA1003-WH | 1 | 116 |
| On-Q HMS PC Access Homeowners Software | 363446-02 | 1 | 115 |
| HMS Indoor/Outdoor Temperature Sensor | 363443-04 | 1 | 116 |
| HMS Zone Control Thermostat | 364718-04 | 1 | 116 |
| HMS EZ-Scene ALC Lighting Interface, One Branch | 364806-01 | 1 | 117 |
| ALC Dimmer Switch, 600 W | 363143-11 | 2 | 113 |
| ALC 900 W Dimmer | 364335-11 | 1 | 113 |
| ALC Auxiliary Switch | 363145-11 | 2 | 113 |
| ALC Relay Switch, 15 A | 363142-11 | 1 | 113 |
| RF Remote Control Receiver/Transmitter Combo | 364697-01 | 1 | 117 |
| ALC Branch Hub | 364677-01 | 1 | 114 |

PREMIUM HOME CONTROL / WIRING DIAGRAM



COMFORT/Control



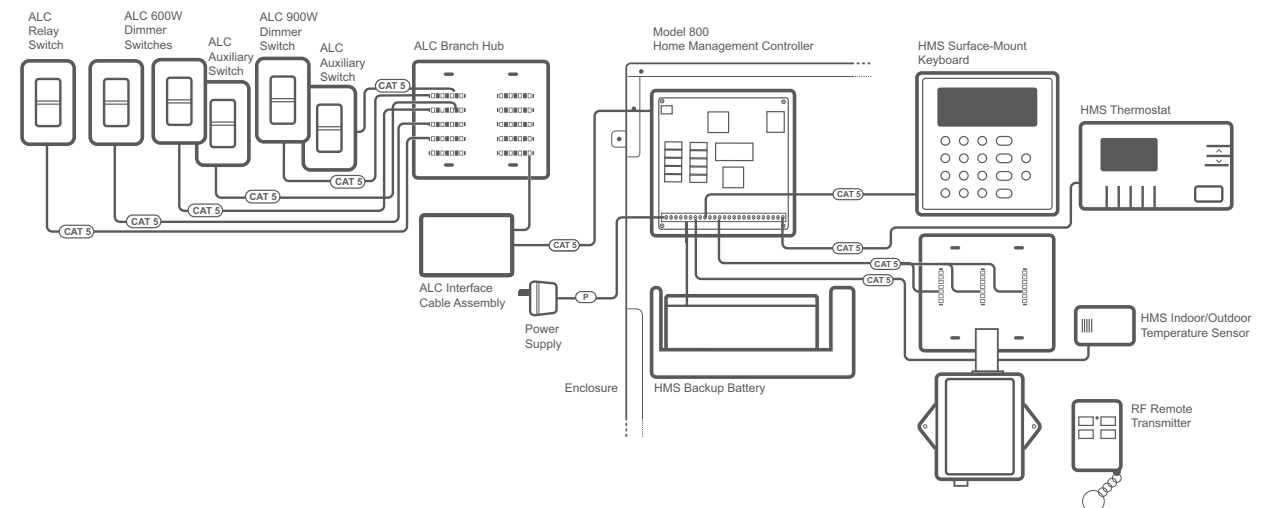
BASIC HOME CONTROL SOLUTION


This solution integrates the On-Q camera system with the home management and lighting systems to accommodate small to mid-size homes.

BASIC HOME CONTROL / BILL OF MATERIALS

| PRODUCT | PART # | QUANTITY | PAGE |
|--|-----------|----------|------|
| HMS Model 800 Controller | 364245-01 | 1 | 115 |
| HMS Backup Battery | 363521-01 | 1 | 117 |
| HMS 800 Power Transformer | 363522-02 | 1 | 117 |
| Battery Holder - Half Width | 364264-01 | 1 | 117 |
| HMS Keypad | 364704-01 | 1 | 116 |
| HMS Indoor/Outdoor Temperature Sensor | 363443-04 | 1 | 116 |
| HMS Zone Control Thermostat | 364718-04 | 1 | 116 |
| ALC Dimmer Switch, 600 W | 363143-11 | 2 | 113 |
| ALC 900 W Dimmer | 364335-11 | 1 | 113 |
| ALC Auxiliary Switch | 363145-11 | 2 | 113 |
| ALC Relay Switch, 15 A | 363142-11 | 1 | 113 |
| RF Remote Control Receiver/Transmitter Combo | 364697-01 | 1 | 117 |
| ALC Branch Hub | 364677-01 | 1 | 114 |
| HMS 800 ALC Interface Cable Assembly | 364408-01 | 1 | 117 |

BASIC HOME CONTROL / WIRING DIAGRAM








Simplify your sales.

Take advantage of On-Q professional training and innovative marketing programs to promote, educate and sell your customers on the benefits of home systems.




Table of Contents

| | |
|---|-----|
|  Installer Program | 142 |
|  Builder Program | 144 |
|  Marketing Tools | 146 |

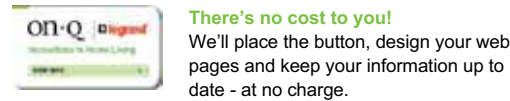





CUSTOM MARKETING FOR INSTALLERS

| PRODUCT | DESCRIPTION |
|--|--|
| <p>Custom Web Pages</p>  | <p>Offer your customers the flexibility to find out more about their options when it's convenient for them. On-Q makes it possible with custom web pages that promote your company and link to the upgrades you offer. Just add a simple button to your company's website and we'll do the rest!</p> <ul style="list-style-type: none"> • We keep the product and upgrade information up-to-date. • We display your company logo and contact information on every custom page. • We help you market your services by selling our lifestyle solutions – product groupings that appeal specifically to homeowners. • There's no cost to you! <p>Just contact us today or visit www.onqlegrand.com/dealerprogram to enjoy the ease and convenience of custom web pages from On-Q.</p> |


WHAT WILL THIS BUTTON DO FOR YOUR COMPANY?




| PRODUCT | DESCRIPTION |
|--|---|
| <p>Custom Menus</p>  | <p>Sell your upgrades in a new and refreshing way with the On-Q Café menu. Our menu's familiar format presents our innovative, award-winning products as solutions that fulfill homeowners' desires. The solutions are formatted in "good, better, best" scenarios to offer a variety of options for any budget. And to personalize the options even further homeowners can choose exactly what they want from an a la carte section.</p> <p>The menu is so functional and simple to read that it can be used in a wide variety of sales opportunities:</p> <ul style="list-style-type: none"> • Showrooms or selection centers • Meetings with homeowners to determine upgrade options • Initial meetings with builders to introduce available upgrade options • Trade shows and other promotional events <p>Give the On-Q menu a try and you'll find that selling upgrades has never been easier!</p> |



BENEFITS FOR INSTALLERS

| PRODUCT | DESCRIPTION |
|--|---|
| <p>Model Home Materials</p>  | <p>Learn about the easy way to sell upgrades. Our solutions are simple to sell because of how we present our products, and how we help you market them. We offer materials designed specifically to help you educate and sell your customers on the benefits of On-Q/Legrand, including:</p> <ul style="list-style-type: none"> • On-Q enclosure covers and showroom signs that advertise your business and our products • Custom literature and displays for use in model homes and selection centers • And much more <p>We're famous for our easy-to-use and effective marketing tools. We can help you boost sales starting right now – just log on to www.onqlegrand.com/dealerprogram to find out more.</p> |


| PRODUCT | DESCRIPTION |
|--|---|
| <p>Web Tools</p>  | <p>We've got the tools to maximize the return for both you and your homeowners. In addition to our custom web pages, we offer all kinds of web tools for our installer partners.</p> <p>Log on to www.onqlegrand.com/dealerprogram and you can find:</p> <ul style="list-style-type: none"> • Details on every one of our products, including specs and instruction sheets • Online training programs • Audio presentations on some of our newest products • Marketing literature that's ready to print • Lifestyle solution sections focused on how you can sell On-Q products to your customers • And much more <p>Installer partners can access these innovative web tools 24 hours a day. Just log on to www.onqlegrand.com/dealerprogram and we'll start helping you sell innovative technology upgrades right away.</p> |



| PRODUCT | DESCRIPTION |
|---|--|
| <p>On-Q 15-Year Warranty Program</p> | <p>Our 15-Year Extended Warranty Program helps you register your homeowner's system. Your customers will rest easy knowing that their home system is protected by a 15-year warranty, and you'll be happy knowing that if they call us with a problem, we can track them in our system and direct them to contact you if they need further assistance.</p> |

| PRODUCT | DESCRIPTION |
|----------------------------------|---|
| <p>Equipment Discount</p> | <p>Receive generous discounts on equipment and point-of-sale displays to help you increase your upgrades.</p> |


MARKETING & SUPPORT TOOLS/Builder Program


BENEFITS FOR BUILDERS

| PRODUCT | DESCRIPTION |
|---|---|
| <p>Point-of-Sale Displays</p>  | <p>Take advantage of our one-of-a-kind point-of-sale materials, including:</p> <ul style="list-style-type: none"> • On-Q enclosure covers available in multiple enclosure sizes • Custom literature promoting your company and the solutions you're offering • Take-one displays that keep technology upgrades front and center for the homebuyer • And much more <p>We're famous for our simple and effective marketing materials available free to our Builder Partners. Log on to www.onqlegrand.com/builderprogram today to learn how you can raise your profits by selling On-Q home systems.</p> |

| PRODUCT | DESCRIPTION |
|--|--|
| <p>Custom Web Pages</p>  <p>WHAT WILL THIS BUTTON DO FOR YOUR COMPANY?</p>  <p>There's no cost to you! We'll place the button, design your web pages and keep your information up to date - at no charge.</p> | <p>Offer your customers the flexibility to find out more about their options when it's convenient for them. On-Q makes it possible with custom web pages that promote your company and link to the upgrades you offer. Just add a simple button to your company's website and we'll do the rest!</p> <ul style="list-style-type: none"> • We keep the product and upgrade information up-to-date. • We display your company logo and contact information on every custom page. • We help you market your services by selling our lifestyle solutions – product groupings that appeal specifically to homeowners. • There's no cost to you! <p>Just contact us today or visit www.onqlegrand.com/builderprogram to enjoy the ease and convenience of custom web pages from On-Q.</p> |









BENEFITS FOR BUILDERS

| PRODUCT | DESCRIPTION |
|--|--|
| <p>Custom Menus</p>  | <p>Sell your upgrades in a new and refreshing way with the On-Q Café menu. Our menu's familiar format presents our innovative, award-winning products as solutions that fulfill homeowners' desires. The solutions are formatted in "good, better, best" scenarios to offer a variety of options for any budget. And to personalize the options even further homeowners can choose exactly what they want from an a la carte section.</p> <p>The menu is so functional and simple to read that it can be used in a wide variety of sales opportunities:</p> <ul style="list-style-type: none"> • Showrooms or selection centers • Meetings with homeowners to determine upgrade options • Trade shows and other promotional events <p>Give the On-Q menu a try and you'll find that selling upgrades has never been easier!</p> |

| PRODUCT | DESCRIPTION |
|---|---|
| <p>Builder Program</p>  | <p>We're passionate about creating home systems solutions for your homebuyers. And even more passionate about giving you the tools you need to sell them.</p> <p>Visit www.onqlegrand.com/builderprogram to check out our innovative suite of tools, including:</p> <ul style="list-style-type: none"> • Installation Guidelines – Ensure consistent installation and provide a "scope of work." • Specification Sheets – Provide a complete bill of materials to make ordering easy for purchasing. • Customizable Literature – We've done the hard work for you - many pieces are available to simply add your logo and let the sales begin. • Installer Locator – Easily see who our installation partners are in your area. • 15 Year Warranty – If your homeowners have a problem, they can call us - so you can rest easy. • Sales Support for you and your installers – Comprehensive training for all aspects of the sale. <p>Sign up today to see how we can help your bottom line!</p> |



BROCHURES

| PRODUCT | PART # | DESCRIPTION |
|---|---|--|
| Studio Collection Consumer Brochure  | 1308044  | Showcases features of the new Studio Collection from On-Q/Legrand. |
| PRODUCT | PART # | DESCRIPTION |
| Intercom Consumer Brochure  | 1308040  | Describes features of the Broadcast and Selective Call Intercom Systems in language that appeals to homeowners' desires. |
| PRODUCT | PART # | DESCRIPTION |
| Audio Consumer Brochure  | 1307905 | Showcases features of the lyriQ Audio System in a consumer-friendly format. |
| PRODUCT | PART # | DESCRIPTION |
| Camera Consumer Brochure  | 1307949 | Communicates the benefits of the On-Q Camera System in consumer-friendly language and an appealing graphical format. |
| PRODUCT | PART # | DESCRIPTION |
| Home Systems Folder  | 1307922-01 | Consumer-friendly brochure with inserts, each one focusing on the benefits of a specific home system such as intercom, audio, camera, networking and more. |
| PRODUCT | PART # | DESCRIPTION |
| On-Q Café Menu  | 1307750 | Restaurant-style menu features On-Q upgrade solutions and a la carte options for Entertainment, Communications, and Comfort. |



BROCHURES

| PRODUCT | PART # | DESCRIPTION |
|---|----------------|---|
| Green Brochure  | 1308019 | Showcases On-Q and Pass & Seymour products that conserve energy. |
| PRODUCT | PART # | DESCRIPTION |
| 2009 Product Catalog  | 1308050 | Describes the complete On-Q product line along with all the innovative solutions available to homeowners. |
| PRODUCT | PART # | DESCRIPTION |
| 2007/2008 Product CD  | 1307990 | Describes the complete On-Q product line along with all the innovative solutions available to homeowners. Also includes popular marketing literature such as the Home Systems folder. |
| PRODUCT | PART # | DESCRIPTION |
| Tech Support Card  | 1307963 | Convenient tear-off card includes wiring tips and technical support contact information. |
| PRODUCT | PART # | DESCRIPTION |
| On-Q Literature Holder | 1307974 | Accommodates the Home Systems Folder or the Café Menu. |

POSTERS


| PRODUCT | PART # | DESCRIPTION |
|---|--|---|
| Consummate Comfort Poster Wireless Living Poster Total Theater Poster Intimate Connections Poster  | 1307745 1307747 1307748 1307749 | Ideal for dealer showrooms, distributor stores and model homes, these posters highlight the upgrade packages of home communications, home entertainment and home comfort. |



MARKETING & SUPPORT TOOLS/Customer Service

CUSTOMER SERVICE



| PRODUCT | DESCRIPTION |
|---|--|
| <p>Technical Support</p>  | <p>At On-Q, our focus on customers combined with our thorough understanding of every aspect of home systems results in unparalleled technical support. We provide free expert assistance to installers, distributors, builders and homeowners who purchase On-Q products.</p> <p>As an installer or builder partner, we'll give you:</p> <ul style="list-style-type: none"> • Free access to highly trained technicians with over 15 years of On-Q product experience in infrastructure, audio, video, intercom, security, data networking, telecom, lighting, and home control. • A searchable knowledge base continually updated with the latest product and case resolutions. • Web case submittal and personalized viewing of all open cases as well as your past case resolutions. • Bilingual support for Spanish-speaking members of your organization. • Hands-on, step-by-step reproduction of your situation in our technical support lab for immediate troubleshooting. • On-site availability for one-on-one assistance. <p>Contact our technical support team Monday – Friday, 8 a.m. to 7 p.m., by dialing 1.800.321.2343 and choosing option one. Or, email us 24 hours a day at technical.support@onqlegrand.com.</p> |


| PRODUCT | DESCRIPTION |
|--|---|
| <p>Customer Service</p>  | <p>We're proud of our reputation for superior customer service. Our dedicated customer service staff gives friendly, knowledgeable help and information to a wide variety of audiences, focusing primarily on homeowners and business partners.</p> <p>Our customer service staff can help you with:</p> <ul style="list-style-type: none"> • Order processing • Model Home • Literature requests • Warranty support • Training information and registration • Homeowner system registration • Selection center displays <p>Contact our customer service department Monday – Friday, 8 a.m. to 5 p.m., by dialing 1.800.321.2343 and choosing option four. Or, email us 24 hours a day at customer.service@onqlegrand.com.</p> |



MARKETING & SUPPORT TOOLS/Training

TRAINING

| PRODUCT | DESCRIPTION |
|---|--|
| <p>On-Q Training</p>   | <p>Get CEDIA, NBFAA, and BICSI accreditation while you learn how to install On-Q products!</p> <p>On-Q/Legrand introduces a new, convenient product training curriculum that includes the following topics:</p> <ul style="list-style-type: none"> • Key features and benefits of the product category • How to install the product as a system • How to configure the product to the specifications outlined in the course • Troubleshooting tips and techniques, and help resources • Any unique features, configuration and operational capabilities of the product <p>On-Q Installation Training courses are accredited with the following Continuing Education Credits:</p> <ul style="list-style-type: none"> • CEDIA • BICSI • NBFAA • Some single-state accreditation <p>Classes are available through a variety of distributor partners, industry trade shows and regional training opportunities. For a complete training schedule, please log onto www.onqlegrand.com/training.</p> |

| PRODUCT | DESCRIPTION |
|---|---|
| <p>Online Training</p>  | <p>Can't make a class? Take any one of the following courses on-line, at your own pace. This convenient curriculum is available 24 hours a day, 7 days a week by logging onto www.onqlegrand.com/training and clicking on "on-line training."</p> <p>Product Innovation for Better Installations Find out more about On-Q/Legrand and our commitment to developing innovative, easy to install products for our customers.</p> <p>Camera Installation Training Learn how to install and configure this Cat 5-based system to deliver crisp video images via the Internet, TV or an LCD console.</p> <p>Multi-Room Audio Installation Training This course teaches effective installation techniques for our award-winning multi-room audio system.</p> <p>Broadcast Intercom Installation Training A comprehensive training featuring easy-to-follow rough-in to trim-out installation details for the inQUIRE Intercom System.</p> <p>Selective Call Intercom Installation Training See for yourself how easy it is to install and configure this stylish, user-friendly intercom system - new from On-Q!</p> <p>Structured Wiring Installation Training Find out why structured wiring is the key to any home's technology foundation, and learn industry-standard installation techniques.</p> <p>Home Theater Installation Training Learn helpful configuration and troubleshooting techniques for proper installation of an On-Q home theater system.</p> <p>Data Installation Maximize your data system installation by learning easy-to-follow rough-in to trim-out details and troubleshooting tips.</p> |

| PRODUCT | DESCRIPTION |
|--|--|
| <p>Lifestyle Sales Training</p>   | <p>Want to increase your sales effectiveness? On-Q Lifestyle Sales training will help you do just that. If you meet directly with homebuyers to sell technology upgrades, you won't want to miss this course. Using a simple solution-based sales approach, we'll teach you an easy-to-follow five step process to greatly enhance your selling technique. Log onto www.onqlegrand.com/training for more information.</p> |



INDEX BY PART NUMBERS

INDEX BY PART NUMBERS



| PART NO. | PAGE NO. | PART NO. | PAGE NO. | PART NO. | PAGE NO. | PART NO. | PAGE NO. | PART NO. | PAGE NO. | PART NO. | PAGE NO. |
|------------|----------|-----------|----------|-----------|----------|-----------|----------|-----------|----------|--------------|----------|
| 4057 | 51 | 363656-07 | 115 | 364412-01 | 37 | 364686-01 | 37 | 364775-01 | 34 | AU1001 | 33 |
| 1267058-01 | 99 | 363729-01 | 37 | 364437-01 | 114 | 364686-02 | 37 | 364776-01 | 113 | AU1002 | 59,68 |
| 1267062-01 | 99 | 363737-01 | 117 | 364444-01 | 114 | 364686-03 | 37 | 364776-02 | 113 | AU1003-XX | 64 |
| 362721-02 | 36 | 363915-01 | 85 | 364449-01 | 117 | 364686-04 | 37 | 364776-03 | 113 | AU1004-XX | 60,67 |
| 362863-02 | 36 | 364218-01 | 84 | 364450-03 | 19 | 364686-05 | 37 | 364776-04 | 113 | AU1005-XX | 64 |
| 363140-03 | 37 | 364222-01 | 81 | 364450-04 | 19 | 364686-06 | 37 | 364776-05 | 113 | AU1006-XX | 64 |
| 363142-11 | 113 | 364223-01 | 81 | 364454-01 | 69 | 364687-01 | 36 | 364776-08 | 113 | AU1011-XX | 60,67 |
| 363142-12 | 113 | 364224-01 | 81 | 364456-01 | 85 | 364695-01 | 114 | 364798-21 | 113 | AU1012-XX | 65 |
| 363142-13 | 113 | 364225-01 | 115 | 364456-02 | 85 | 364696-01 | 117 | 364798-22 | 113 | AU1021-XX | 64 |
| 363142-14 | 113 | 364246-01 | 37 | 364456-03 | 85 | 364697-01 | 117 | 364798-23 | 113 | AU1022 | 60,68 |
| 363142-15 | 113 | 364246-02 | 37 | 364465-01 | 24 | 364698-01 | 114 | 364798-24 | 113 | AU1060 | 61,69 |
| 363142-18 | 113 | 364247-01 | 36 | 364466-01 | 24 | 364704-01 | 116 | 364798-25 | 113 | AU5008-XX | 60 |
| 363142-21 | 113 | 364254-01 | 24 | 364478-01 | 23 | 364704-02 | 116 | 364798-28 | 113 | AU5009-XX | 61 |
| 363142-22 | 113 | 364259-01 | 24 | 364482-01 | 19 | 364708-01 | 117 | 364799-21 | 113 | AU5010-XX | 61 |
| 363142-23 | 113 | 364260-01 | 37 | 364483-01 | 36 | 364709-01 | 114 | 364799-22 | 113 | AU5514-WH | 59 |
| 363142-24 | 113 | 364261-01 | 115 | 364489-01 | 37 | 364710-01 | 36 | 364799-23 | 113 | AU5544-WH | 59 |
| 363142-25 | 113 | 364261-02 | 115 | 364489-02 | 37 | 364714-08 | 24 | 364799-24 | 113 | AU5644-WH | 58 |
| 363142-28 | 113 | 364264-01 | 117 | 364490-01 | 23 | 364715-01 | 24 | 364799-25 | 113 | AU5646-WH | 58 |
| 363143-11 | 113 | 364265-01 | 117 | 364503-02 | 115 | 364717-01 | 116 | 364799-28 | 113 | AU7394-XX | 66 |
| 363143-12 | 113 | 364266-01 | 34 | 364506-01 | 115 | 364717-02 | 116 | 364800-11 | 113 | AU7395-WH | 65 |
| 363143-13 | 113 | 364268-01 | 117 | 364516-01 | 24 | 364718-01 | 116 | 364800-12 | 113 | AU7396 | 59,68 |
| 363143-14 | 113 | 364269-01 | 117 | 364522-01 | 82 | 364718-02 | 116 | 364800-13 | 113 | AU7400-XX | 65 |
| 363143-15 | 113 | 364270-01 | 117 | 364538-01 | 116 | 364718-03 | 116 | 364800-14 | 113 | CE-1410 | 40 |
| 363143-18 | 113 | 364271-01 | 82 | 364551-01 | 99 | 364718-04 | 116 | 364800-15 | 113 | CE-4405 | 40 |
| 363143-21 | 113 | 364271-03 | 82 | 364553-01 | 85 | 364718-05 | 116 | 364800-18 | 113 | CM1010 | 111 |
| 363143-22 | 113 | 364272-05 | 34 | 364554-01 | 37 | 364720-01 | 113 | 364802-21 | 113 | CM1011 | 110 |
| 363143-23 | 113 | 364276-01 | 36 | 364555-01 | 36 | 364720-02 | 113 | 364802-22 | 113 | CM1015 | 112 |
| 363143-24 | 113 | 364278-07 | 115 | 364557-01 | 85 | 364720-03 | 113 | 364802-23 | 113 | CM1016 | 112 |
| 363143-25 | 113 | 364280-01 | 115 | 364559-01 | 99 | 364720-04 | 113 | 364802-24 | 113 | CM1017 | 112 |
| 363143-28 | 113 | 364335-11 | 113 | 364569-02 | 34 | 364720-05 | 113 | 364802-25 | 113 | CM1018 | 112 |
| 363145-11 | 113 | 364335-12 | 113 | 364570-01 | 23 | 364720-08 | 113 | 364802-28 | 113 | CM1019 | 112 |
| 363145-12 | 113 | 364335-13 | 113 | 364579-01 | 36 | 364721-01 | 34,113 | 364806-01 | 117 | CM1026 | 112 |
| 363145-13 | 113 | 364335-14 | 113 | 364581-01 | 80 | 364721-02 | 113 | 364806-02 | 117 | CM5002-XX | 110 |
| 363145-14 | 113 | 364335-15 | 113 | 364593-11 | 19 | 364721-03 | 34,113 | 364808-01 | 103 | CM5404-WH | 109 |
| 363145-15 | 113 | 364335-18 | 113 | 364593-14 | 19 | 364721-04 | 113 | 364808-02 | 103 | CM5405-WH | 109 |
| 363145-18 | 113 | 364335-21 | 113 | 364594-11 | 19 | 364721-05 | 113 | 364808-11 | 103 | CM5406-WH | 109 |
| 363201-25 | 37 | 364335-22 | 113 | 364594-14 | 19 | 364721-08 | 113 | 364808-12 | 103 | CM5451-WH | 109 |
| 363201-26 | 37 | 364335-23 | 113 | 364596-01 | 85 | 364722-11 | 113 | 364819-01 | 23 | CM7644 | 108 |
| 363201-27 | 37 | 364335-24 | 113 | 364597-01 | 37 | 364722-12 | 113 | 364820-01 | 114 | CM7645 | 108 |
| 363201-30 | 37 | 364335-25 | 113 | 364597-02 | 37 | 364722-13 | 113 | 364856-01 | 80 | CM7646 | 108 |
| 363291-01 | 36 | 364335-28 | 113 | 364597-03 | 37 | 364722-14 | 113 | 364886-01 | 80 | CO1000 | 103 |
| 363292-01 | 36 | 364338-01 | 37 | 364597-04 | 37 | 364722-15 | 113 | 364887-01 | 96 | CX16A-PS | 50 |
| 363293-01 | 36 | 364340-01 | 36 | 364597-05 | 37 | 364722-18 | 113 | 364888-01 | 96 | CX-1x8 | 47 |
| 363436-01 | 117 | 364346-01 | 36 | 364598-01 | 103 | 364722-21 | 113 | 364889-01 | 96 | CX-AMP16 | 48 |
| 363437-01 | 117 | 364347-01 | 36 | 364599-01 | 103 | 364722-22 | 113 | 364890-01 | 23 | CX-AMP16KIT | 49 |
| 363438-01 | 114 | 364378-01 | 36 | 364600-01 | 103 | 364722-23 | 113 | 364891-01 | 96 | CX-AMP1x8 | 47 |
| 363439-01 | 114 | 364387-01 | 117 | 364601-01 | 103 | 364722-24 | 113 | 364896-01 | 24 | CX-AMP8.2KIT | 48 |
| 363441-01 | 117 | 364393-01 | 22 | 364602-01 | 103 | 364722-25 | 113 | 364897-01 | 116 | CXBLANK-S | 50 |
| 363443-02 | 116 | 364394-01 | 22 | 364616-01 | 115 | 364722-28 | 113 | 364904-01 | 24 | DA1002 | 97 |
| 363443-03 | 116 | 364396-01 | 114 | 364630-01 | 114 | 364725-01 | 102 | 367670-04 | 74 | DA1004 | 97,112 |
| 363443-04 | 116 | 364397-01 | 22 | 364645-01 | 114 | 364725-02 | 102 | 42P1100 | 40 | DA1008 | 97 |
| 363443-05 | 116 | 364398-02 | 22 | 364646-01 | 36 | 364725-03 | 102 | 70K2000 | 51 | DC-PDM5 | 50 |
| 363446-01 | 115 | 364399-01 | 22 | 364651-01 | 115 | 364725-04 | 102 | 70K3030 | 51 | EN1021 | 101 |
| 363446-02 | 115 | 364400-04 | 102 | 364652-02 | 115 | 364725-05 | 102 | 70K4800 | 51 | EN1022 | 101 |
| 363468-02 | 82 | 364400-05 | 102 | 364653-01 | 115 | 364726-01 | 114 | 70K9800 | 51 | EN1023 | 101 |
| 363469-02 | 82 | 364400-07 | 102 | 364657-02 | 76 | 364736-01 | 114 | AC1000 | 97 | EN1024 | 101 |
| 363484-02 | 99 | 364400-09 | 102 | 364662-01 | 75 | 364741-01 | 69 | AC1007 | 23 | EN1400 | 18 |
| 363485-01 | 99 | 364400-10 | 102 | 364670-04 | 74 | 364741-02 | 69 | AC1009-01 | 25 | EN1420 | 18 |
| 363486-01 | 97 | 364400-11 | 102 | 364671-01 | 74 | 364741-03 | 69 | AC1009-02 | 25 | EN1450 | 18 |
| 363487-01 | 99 | 364400-12 | 102 | 364672-02 | 77 | 364746-01 | 85 | AC1010-01 | 25 | EN1460 | 18 |
| 363490-01 | 99 | 364400-13 | 102 | 364673-02 | 77 | 364761-01 | 69 | AC1010-02 | 25 | EN1480 | 18 |
| 363491-01 | 37 | 364400-18 | 102 | 364674-02 | 77 | 364765-02 | 77 | AC1010-03 | 25 | EN1485 | 20 |
| 363521-01 | 117 | 364400-19 | 102 | 364675-02 | 77 | 364767-01 | 34 | AC1011 | 24 | EN2000 | 18 |
| 363522-01 | 117 | 364400-20 | 102 | 364677-01 | 114 | 364769-01 | 69 | AC1012 | 98 | EN2020 | 18 |
| 363522-02 | 117 | 364400-21 | 102 | 364678-01 | 114 | 364769-02 | 69 | AC1013 | 98 | EN2050 | 18 |
| 363656-01 | 115 | 364405-01 | 37 | 364679-01 | 85 | 364769-03 | 69 | AC1014 | 98 | EN2060 | 18 |
| 363656-04 | 115 | 364406-01 | 36 | 364680-01 | 85 | 364771-01 | 34 | AC1015 | 98 | EN2080 | 18 |
| 363656-06 | 115 | 364408-01 | 117 | 364685-01 | 36 | 364774-01 | 37 | AU1000-XX | 66 | EN2085 | 20 |



INDEX BY PART NUMBERS

| PART NO. | PAGE NO. | PART NO. | PAGE NO. | PART NO. | PAGE NO. |
|-----------|----------|-------------|----------|--------------|----------|
| EN2800 | 19 | HT5655 | 73 | UX-750 | 41 |
| EN2820 | 19 | HT5800 | 75 | UX-751 | 41 |
| EN2850 | 19 | HT5801 | 75 | VM1000 | 83 |
| EN2860 | 19 | HT7157 | 72 | VM1001 | 83 |
| EN2880 | 19 | HT7650 | 74 | VM1002 | 83 |
| EN2885 | 20 | HT7651 | 74 | VM7630 | 84 |
| EN4200 | 19 | HT7652 | 74 | VM7632 | 84 |
| EN4220 | 19 | HT7653-WH | 74 | VM7634 | 84 |
| EN4250 | 19 | HT7655 | 73 | VM7640 | 84 |
| EN4260 | 19 | HT7800 | 74 | WP1000-XX | 103 |
| EN4280 | 19 | HT7801 | 74 | WP1010-XX | 29 |
| EN4285 | 20 | IC1000 | 95 | WP1011-XX | 29 |
| F1001 | 112 | IC1001 | 95 | WP1014-WH | 29 |
| F1003 | 112 | IC1002-XX | 94 | WP1194-XX | 25 |
| F2213 | 112 | IC1004-XX | 94 | WP1205-XX | 25 |
| F2217 | 112 | IC1400-XX | 94 | WP1207-XX | 25 |
| F2218 | 112 | IC5000-XX | 91 | WP1208-XX | 25 |
| F2221 | 112 | IC5001 | 91 | WP2002-WH | 30 |
| F2242 | 21,23 | IC5002-XX | 91 | WP3210-XX | 30 |
| F2249 | 23 | IC5003-XX | 90 | WP3211-XX | 30 |
| F2250 | 23 | IC5004-XX | 91 | WP3220-XX | 30 |
| F2284 | 110 | IC5007-BK | 91 | WP3401-XX | 25 |
| F2286-WH | 110 | IC5400-XX | 90 | WP3402-XX | 25 |
| F2287 | 110 | MS1650 | 77 | WP3403-XX | 25 |
| F2299 | 110 | MS3523-XX | 76 | WP3404-XX | 25 |
| F7398 | 60 | MS3650 | 76 | WP3406-XX | 25 |
| F7398 | 67 | MS3651 | 76 | WP3409-WH | 28 |
| F7399-XX | 66 | MS3652 | 76 | WP3410-WH-10 | 30 |
| F7417-XX | 67 | MS3800 | 76 | WP3410-XX | 28 |
| F7425 | 61,69 | PW1010 | 33 | WP3411-XX | 28 |
| F7426 | 61,69 | PW1030 | 34 | WP3412-XX | 28 |
| F7428 | 60,67 | PW1060 | 33 | WP3413-XX | 28 |
| F7505 | 21 | PW1120 | 33 | WP3414-XX | 28 |
| F7506 | 21 | PW1240 | 33 | WP3422-XX | 30 |
| F7507 | 21 | PW7725 | 34 | WP3425-XX | 31 |
| F7510 | 23 | TCF2-400 | 51 | WP3450-XX | 31 |
| F7521-XX | 95 | TCF5-100 | 51 | WP3451-XX | 31 |
| F7526 | 34 | tecLAN16 | 45 | WP3455-XX | 32 |
| F7596-XX | 95 | tecLAN16B | 45 | WP3456-XX | 32 |
| F7601 | 95 | tecLAN16x1B | 45 | WP3457-XX | 32 |
| F7641-XX | 95 | tecLAN4 | 44 | WP3458-XX | 31 |
| F7642 | 112 | tecLAN4B | 43 | WP3460-XX | 31 |
| F7715 | 34 | tecLAN8 | 44 | WP3461-XX | 32 |
| F7717 | 23 | tecLAN8B | 44 | WP3462-XX | 32 |
| F7726 | 34 | tecLAN8x1B | 43 | WP3463-XX | 32 |
| F7752 | 21 | tecLAN8x1UB | 43 | WP3464-XX | 32 |
| F7754 | 21 | TECPOD1X2 | 42 | WP3465-XX | 32 |
| F7756 | 21 | TECPOD810 | 42 | WP3466-XX | 32 |
| F7760 | 34 | TM1475 | 100 | WP3467-XX | 30 |
| F7804 | 22 | TM1478 | 100 | WP3479-XX | 31 |
| F7809 | 22 | TM7553 | 100 | WP3480-XX | 31 |
| F8010 | 21 | TM7554 | 100 | WP3481-XX | 31 |
| F8030 | 21 | TM7560 | 100 | WP3482-XX | 31 |
| F8031 | 21 | TN7556 | 100 | WP3501-WH | 28 |
| F8032 | 21 | TP-IN4RS.1 | 46 | WP3502-WH | 28 |
| F8033 | 21 | TP-KSU1232 | 51 | WP3650-XX | 31 |
| F9001 | 23 | TP-KSU624 | 51 | WP3660-XX | 31 |
| F9004-XX | 29,69 | TP-KSU8 | 46 | WP5001-XX | 26 |
| F9005-XX | 29,69 | TP-TBM10 | 46 | WP5002-XX | 26 |
| F9006-XX | 29,69 | TP-TXM10 | 46 | WP5003-XX | 26 |
| F9018-XX | 95 | TRS428/828 | 42 | WP5004-XX | 26 |
| HA1003-WH | 116 | UX-100 | 41 | YDC1 | 50 |
| HA5000-XX | 111 | UX-101 | 41 | | |
| HA5201-XX | 111 | UX-205 | 50 | | |
| HT1000 | 80 | UX-2551 | 51 | | |
| HT5104 | 75 | UX-3540 | 41 | | |
| HT5157 | 72 | UX-420 | 41 | | |
| HT5650 | 75 | UX-430 | 41 | | |



on·Q



USA:
On-Q/Legrand
301 Fulling Mill Road, Suite G
Middletown, PA 17057
(800) 321-2343

Canada:
Legrand
570 Applewood Crescent
Vaughan, On L4K 4B4
(905) 738-9195

www.onqlegrand.com

©2008 by On-Q/Legrand. All Rights Reserved.
Part # 1308050 30m-KP/QB-11/08