

RDC/QS Guide

REGIONAL DISTRIBUTION CENTER STOCK AND
QUICK-SHIP PRODUCT GUIDE

EFFECTIVE OCTOBER 1, 2017



COLUMBIA LIGHTING

ALERA LIGHTING

PRESCOLITE

HUBBELL CONTROL SOLUTIONS

HUBBELL INDUSTRIAL LIGHTING

HUBBELL OUTDOOR LIGHTING

WHITEWAY

KIM LIGHTING

ARCHITECTURAL AREA LIGHTING

BEACON PRODUCTS

DUAL-LITE

COMPASS



Industry Leading Product Lines

The product lines you offer to your customers are a direct reflection of your business. Our products encompass the most prestigious portfolio of brand names in the lighting industry with leading positions in architectural, commercial and industrial markets.



Columbia LIGHTING



Commercial and industrial LED and fluorescent parabolic troffers, lensed troffers, recessed/indirects, industrials, strips, wraps, linear high bays and Chicago Plenum options.

COMPASS



Commercial and light industrial life safety products including emergency lighting units, exit signs, remote lighting heads and combination emergency lighting.

DUAL LITE



Broad life safety product offering emergency units, LED battery packs, exit signs, inverters and Chicago approved options.

HUBBELL Industrial Lighting



A complete line of industrial LED and HID high and low bay lighting featuring a multitude of reflector/refractor combinations. Full offering of classified luminaires for extreme environments.

HUBBELL Control Solutions



Advanced wireless and wired distributed intelligent lighting controls provide a complete suite of energy-saving solutions.

HUBBELL Outdoor Lighting




Full line of area, wall mount, overhead ceiling and floodlight commercial luminaires for perimeter, facade, roadway and security lighting applications serving the commercial market.

ALERA LIGHTING



Architectural and commercial offerings of energy efficient and inherently sustainable, indirect, direct/indirect and direct lighting with suspended, surface and recessed mounting options.

architectural arealighting



Specification-grade architectural outdoor lighting including decorative site and area lighting, floodlights, step lights, wall sconces, bollards and poles in both period and contemporary designs.

BEACON



Energy efficient LED and HID decorative commercial outdoor lighting, decorative poles, arms, post-top and site furnishings.

KIMLIGHTING




Specification-grade, high performance outdoor architectural roadway, pedestrian, low-level, building mounted and landscape luminaires and poles.

kurt versen



Specification-grade architectural lighting solutions characterized by visual aesthetics, photometric performance and mechanical design.

LITECONTROL



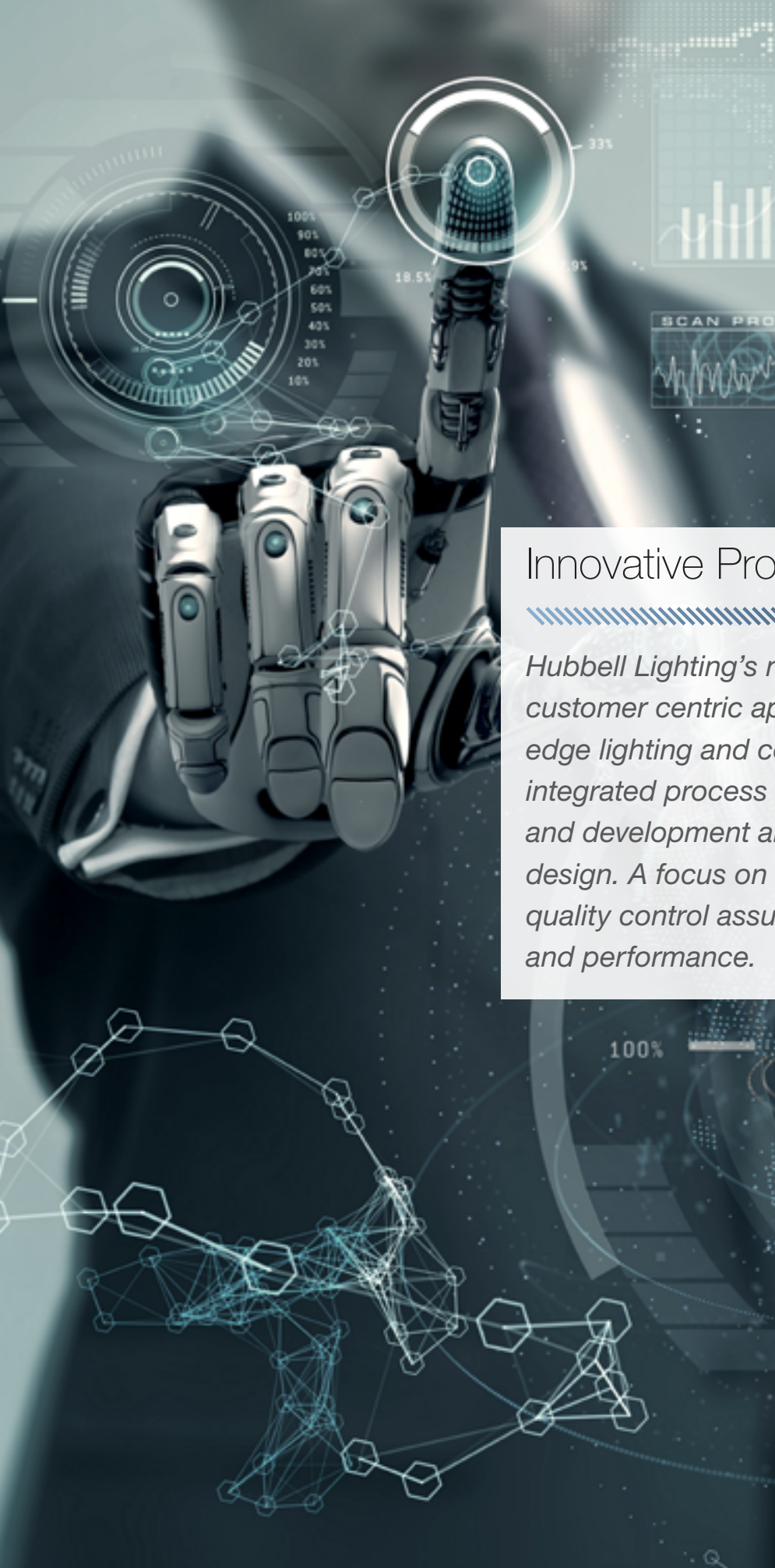
Linear architectural pendant, surface, wall mounted, perimeter, and recessed lighting luminaires for commercial and institutional buildings.

prescolite




Full line specification-grade and commodity recessed downlights, track lighting, surface and pendant mounted lighting equipment for residential, commercial, architectural and institutional applications.





Innovative Product Leadership

Hubbell Lighting's market-driven strategies and customer centric approach result in our leading edge lighting and control solutions. Our vertically integrated process starts with extensive research and development and innovative engineering design. A focus on operational excellence and quality control assuring the highest quality, value and performance.



Focused end-to-end solutions starting with technical innovation through R&D, engineering design and operational excellence resulting in the most reliable and industry leading performance.

The fast-evolving technology landscape is fundamentally changing the lighting marketplace. Hubbell Lighting's investment in solid-state lighting luminaires and controls is helping to create the next generation of innovative new products.

Our partnerships with ENERGY STAR® and The DesignLights Consortium™ (DLC) assure our products are designated to meet and exceed industry specifications.

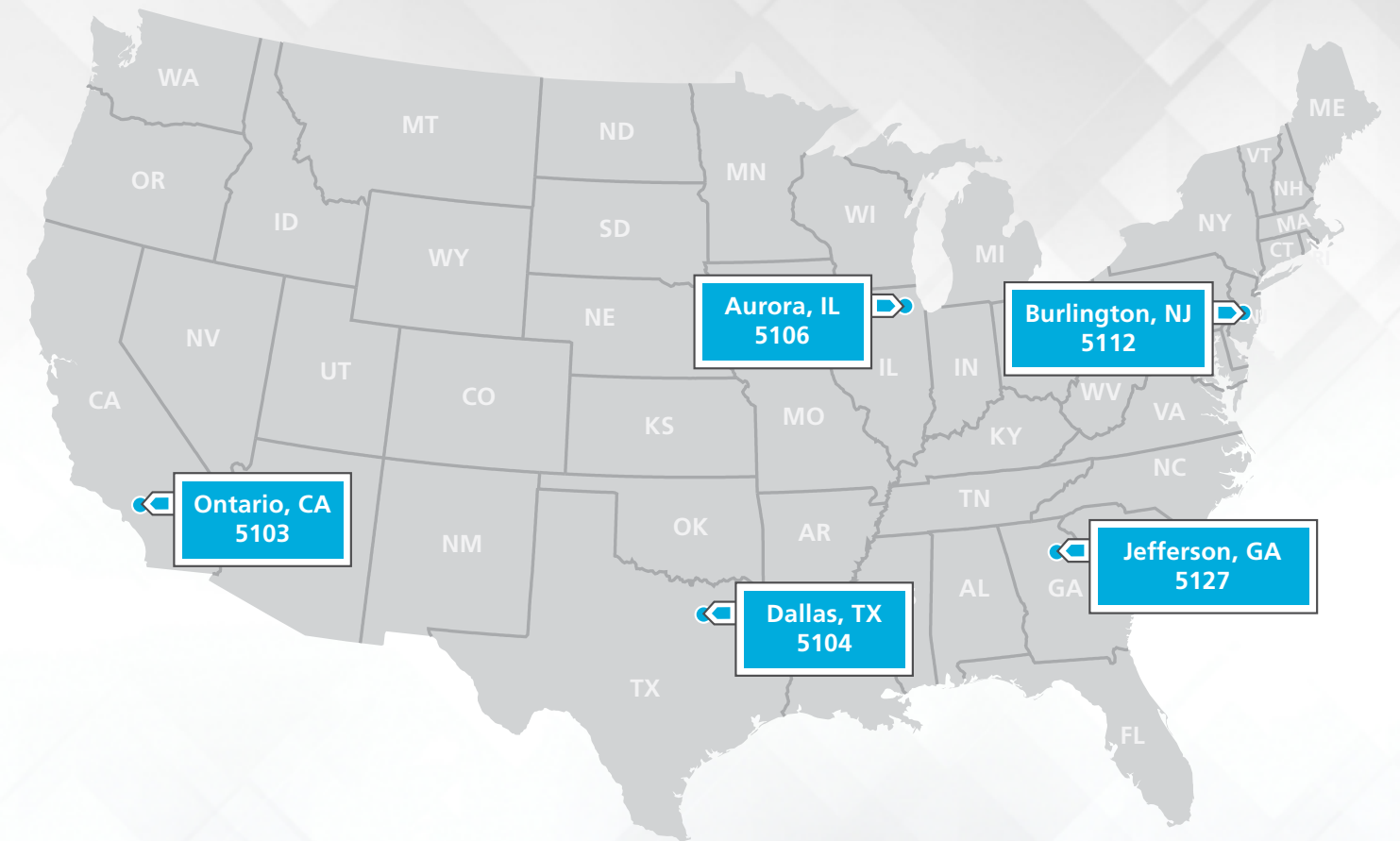



The benefit of our technical expertise is seen through our award-winning portfolio of products that help your customers save money, reduce maintenance costs and improve our environment.



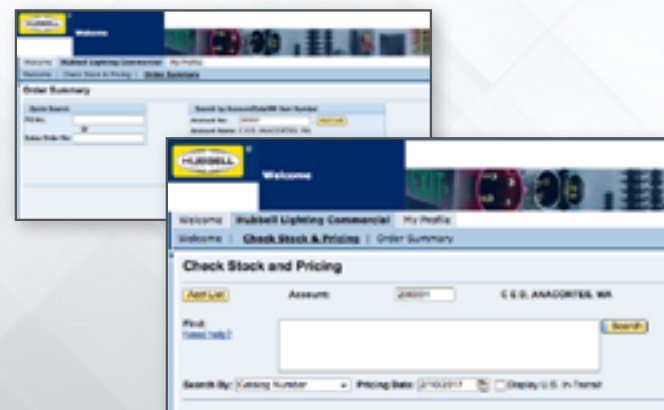
Ease of Doing Business

Hubbell Lighting's service commitments, online tools, best-in-class customer support and easy-to-do-business terms and conditions are all designed to keep you focused on growing your business.



As an **IDEA Industry Data Warehouse (IDW)** Platinum Band of Excellence manufacturer, Hubbell Lighting provides fast, up-to-date electronic master data for purchasing and product marketing content.

MyHubbell.com is your 24/7 online distributor portal to check orders and inventory and review shipping status. We also offer EDI transaction capabilities to improve efficiency.



Local Distribution

Strategically placed **Regional Distribution Centers (RDC)** are stocked with inventory customized to meet local market's unique needs. Real time inventory status is available online at HubbellLighting.com.

Quick-Ship

For made-to-order products with abbreviated lead times, our **Quick-Ship** programs features a collection of products available in as little as two days. For the full offering of Quick-Ship products please visit HubbellLighting.com.

Tools for Growth

Hubbell Lighting equips you with tools to strengthen your business and promote success. From application design software to financing, Hubbell Lighting is focused on delivering the support you need.



From lighting layouts to BIM drawings, we are the lighting design experts. **LitePro DLX** application design software allows you to create design proposals in a flexible, comprehensive and visually stunning fashion. To get started, look for LitePro DLX Design Software under Resources at HubbellLighting.com.



Digital photograph of finished space



Rendering from LitePro DLX 3D of finished space



Whether you're on the road or at the computer, you can find the latest Hubbell Lighting product information including specification sheets, photometry, brochures and videos at www.hubbellighting.com.



CASH FLOW POSITIVE
a financing program of Hubbell Lighting

CASH FLOW POSITIVE BENEFITS

- POSITIVE CASH FLOW
- COMPREHENSIVE FINANCIAL LEVERAGE
- TOTAL PROJECT FINANCING
- CASH CONSERVATION
- CONVENIENT APPROVAL PROCESS

With Hubbell Lighting's **Cash Flow Positive** financing program, Hubbell Capital can fund your customer's entire lighting upgrade including labor and materials, and in many cases provide a positive cash flow from day one. To learn more, look for Financing under Resources at HubbellLighting.com.




Change is easy with **createchange**[®] retrofit lighting and control solutions. Our program includes audit tools, easy to use calculators and a wealth of additional information to support making your project a success. To learn more, look for createchange Retrofit under Solutions at HubbellLighting.com.



Table of Contents by Brand

AMBIENT INDOOR	 Columbia LIGHTING	1-25
ARCHITECTURAL AMBIENT INDOOR	 ALERA LIGHTING	26-33
DOWNLIGHTS, PENDANTS & TRACK	 prescolite	34-53
LIGHTING CONTROLS	 HUBBELL Control Solutions	54-73
INDUSTRIAL / EXTREME	 HUBBELL Industrial Lighting	74-81
OUTDOOR	 HUBBELL Outdoor Lighting	82-105
CANOPY LIGHTING	 WHITEWAY	97
ARCHITECTURAL OUTDOOR	 KIM LIGHTING	106-117
ARCHITECTURAL OUTDOOR	 architectural arealighting	118-121
ARCHITECTURAL OUTDOOR	 BEACON design · performance · technology	122-123
LIFE SAFETY	 DUAL LITE	124-147
LIFE SAFETY	 COMPASS	148-155

LSC  | **2017**
ELEVATING LIGHTING EDUCATION

~~~~~  
Come see the evolution of lighting education and collaboration at  
Hubbell Lighting's newly renovated **Lighting Solutions Center**  
based at our headquarters in Greenville, SC.

# Table of Contents by Family



## TABLE OF CONTENTS

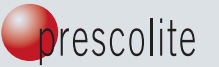
|                                                                                   |    |                                                                   |    |
|-----------------------------------------------------------------------------------|----|-------------------------------------------------------------------|----|
| <b>LJT</b> LED Lensed Troffer . . . . .                                           | 1  | <b>WC</b> Specification Grade Wraparound . . . . .                | 13 |
| <b>CFP</b> Edge-lit Flat Panel . . . . .                                          | 2  | <b>LCS</b> LED Striplight . . . . .                               | 13 |
| <b>JT8</b> Lensed Troffer . . . . .                                               | 3  | <b>LCL</b> LED Striplight . . . . .                               | 13 |
| <b>LCAT</b> LED Contemporary Architectural Troffer . . . . .                      | 4  | <b>CS</b> Striplights . . . . .                                   | 14 |
| <b>TCAT</b> LED Twin Contemporary Architectural Luminaire . . . . .               | 5  | <b>CH</b> Striplights . . . . .                                   | 15 |
| <b>SLK</b> LED Troffer Retrofit Kit . . . . .                                     | 5  | <b>CSR</b> Industrials . . . . .                                  | 15 |
| <b>STE</b> Stratus® Recessed Direct/Indirect . . . . .                            | 6  | <b>KL</b> Specification Grade Industrials (Accessories) . . . . . | 16 |
| <b>P4D</b> High Performance Parabolic . . . . .                                   | 7  | <b>LLHV</b> VersaBay® High Bay / LED . . . . .                    | 17 |
| <b>LSER</b> Serrano® LED Architectural Luminaire . . . . .                        | 8  | <b>LHA</b> Industrial Fluorescent High Bay . . . . .              | 18 |
| <b>SER</b> Serrano® Recessed Architectural Luminaire . . . . .                    | 8  | <b>LHV</b> VersaBay® High Bay . . . . .                           | 19 |
| <b>LTRE</b> Transition® Enclosed LED High Efficiency Architectural Lens . . . . . | 9  | <b>LWS</b> 16" x 24" LED Suspended High/Low Bay . . . . .         | 20 |
| <b>RLA</b> Recessed LED Architectural . . . . .                                   | 9  | <b>LXEN</b> LED Enclosed & Gasketed Fiberglass . . . . .          | 21 |
| <b>4PS</b> Specification Grade Lensed Troffer . . . . .                           | 10 | <b>LXEM</b> LED Enclosed & Gasketed Luminaire . . . . .           | 21 |
| <b>ST8</b> Shallow Specification Lensed Troffer . . . . .                         | 10 | <b>XEM</b> Low Profile Enclosed & Gasketed Industrial . . . . .   | 22 |
| <b>ZPT</b> Zero Plenum® Troffer . . . . .                                         | 11 | <b>Accessories</b> . . . . .                                      | 22 |
| <b>GORK</b> LED Prismatic Troffer Retrofit Kit . . . . .                          | 11 | <b>CCL</b> Center Lens Troffer . . . . .                          | 23 |
| <b>LAW</b> LED Wraparound . . . . .                                               | 11 | <b>CSL</b> Striplight . . . . .                                   | 23 |
| <b>AW</b> Wraparound . . . . .                                                    | 12 | <b>CWP</b> Wrap Luminaire . . . . .                               | 23 |



## ARCHITECTURAL AMBIENT INDOOR

|                                                 |    |                                              |    |
|-------------------------------------------------|----|----------------------------------------------|----|
| <b>LP7</b> Plank 7" LED . . . . .               | 27 | <b>CVRL</b> Curv Radial Lens . . . . .       | 30 |
| <b>LP7 WM</b> Plank 7" LED Wall Mount . . . . . | 27 | <b>CVRB</b> Curv Radial Baffle . . . . .     | 30 |
| <b>LCV</b> Curv LED . . . . .                   | 28 | <b>CV</b> Curv . . . . .                     | 31 |
| <b>LCVR-L</b> LED Curv Radial Lens . . . . .    | 28 | <b>CVSL</b> curVista . . . . .               | 31 |
| <b>PLK</b> Plank . . . . .                      | 29 | <b>SLS</b> Solaris . . . . .                 | 32 |
| <b>CVL</b> Curv Louvered . . . . .              | 29 | <b>Alera Express Program Rules</b> . . . . . | 33 |

## DOWNLIGHTS, PENDANTS & TRACK



|                                                                                                            |       |                                                                                 |    |
|------------------------------------------------------------------------------------------------------------|-------|---------------------------------------------------------------------------------|----|
| <b>Architektur</b> 2" LED Downlight Accessories . . . . .                                                  | 35    | <b>LiteBox</b> ® 6" LED Surface Downlight New & Retrofit Applications . . . . . | 45 |
| <b>Architektur</b> 2" LED Adjustable Downlight . . . . .                                                   | 36    | <b>LiteBox</b> ® 6" and Line Voltage IC/Non-IC Housings & Trims . . . . .       | 45 |
| <b>Architektur</b> 6" Triple Tube Horizontal Housings, Multi-volt Electronic Ballasts and Trims . . . . .  | 36    | <b>LiteBox</b> ® 6" Compact Fluorescent IC/AirShield™ . . . . .                 | 46 |
| <b>Architektur</b> 6" Vertical Triple Tube Housings with Multi-volt Electronic Ballast and Trims . . . . . | 36    | <b>LiteBox</b> ® 6" Line Voltage IC Rated Shallow Plenum Housing . . . . .      | 46 |
| <b>LiteFrame</b> ® 4" & 6" LED Square Housing . . . . .                                                    | 37    | <b>LiteBox</b> ® 4" Low Voltage IC and Non-IC Trims . . . . .                   | 46 |
| <b>LiteFrame</b> ® 4" LED Housing and Trims . . . . .                                                      | 37    | <b>LiteBox</b> ® 4" Line Voltage IC/Non-IC Housings and Trims . . . . .         | 47 |
| <b>LiteFrame</b> ® 6" LED Housing and Trims . . . . .                                                      | 38    | <b>LiteBox</b> ® 6" Housings for 9° to 45° Sloped Ceilings and Trims . . . . .  | 47 |
| <b>LiteFrame</b> ® 8" LED Housing and Trims . . . . .                                                      | 38    | <b>LiteBox</b> ® Accessories . . . . .                                          | 47 |
| <b>LiteFrame</b> ® 6" Compact Fluorescent Housing and Trims . . . . .                                      | 39    | <b>LiteBox</b> ® 4" Recessed Downlight . . . . .                                | 48 |
| <b>Retroficient</b> ™ 6" LiteFrame® Commercial LED Housing and Trims . . . . .                             | 40    | <b>LiteBox</b> ® 6" Recessed Downlight . . . . .                                | 48 |
| <b>Retroficient</b> ™ 6" LiteFrame® LED Housing and Trims . . . . .                                        | 41    | <b>LiteBox</b> ® 6" LED Cylinder . . . . .                                      | 49 |
| <b>Retroficient</b> ™ 8" LiteFrame® LED Housing and Trims . . . . .                                        | 41    | <b>Downlight Accessories</b> . . . . .                                          | 49 |
| <b>LiteFrame</b> ® Commercial LED 6" & 8" Housings and Trims . . . . .                                     | 42-43 | <b>FireTight</b> ™ 6" Fire-Resistant Housing and LED Trims . . . . .            | 49 |
| <b>LiteBox</b> ® Plus Housing and Trims . . . . .                                                          | 44    | <b>FireTight</b> ™ 6" Fire-Resistant Housings and Trims . . . . .               | 50 |
| <b>LiteBox</b> ® 6" LED Downlight New & Retrofit Applications . . . . .                                    | 44    | <b>tradeSELECT</b> ® 4", 5" or 6" Recessed Downlight . . . . .                  | 50 |
| <b>LiteBox</b> ® 5" LED Surface Downlight New & Retrofit Applications . . . . .                            | 44    | <b>LiteStep</b> ® LED Step Lights . . . . .                                     | 51 |
|                                                                                                            |       | <b>ArchiTrak</b> . . . . .                                                      | 51 |
|                                                                                                            |       | <b>LiteForms</b> . . . . .                                                      | 52 |

## LIGHTING CONTROLS



|                                                               |       |                                                                                |       |
|---------------------------------------------------------------|-------|--------------------------------------------------------------------------------|-------|
| <b>OMNI</b> ® Ceiling Sensors . . . . .                       | 55-56 | <b>UL924 Relays</b> . . . . .                                                  | 65    |
| <b>WASP</b> ™2 High Mount Sensors . . . . .                   | 56    | <b>NX</b> ™ Distributed Intelligence Lighting Control . . . . .                | 66-67 |
| <b>LightOWL</b> ® Wall Mount Sensors . . . . .                | 57    | <b>CX</b> Commercial Lighting Control Panel . . . . .                          | 68-69 |
| <b>Power Packs</b> . . . . .                                  | 57    | <b>CX</b> Commercial Lighting Low Voltage Programmable Wall Switches . . . . . | 70-71 |
| <b>LightHAWK</b> ®2 Wall Switch Sensors . . . . .             | 58-61 | <b>wiSTAR</b> ™ Wireless Lighting Controls . . . . .                           | 71    |
| <b>LightHAWK</b> ®2 Dimmer Wall Switch Sensors . . . . .      | 62-63 | <b>Daylighting Controls</b> . . . . .                                          | 72    |
| <b>LightHAWK</b> ®2 Night Light Wall Switch Sensors . . . . . | 63-64 | <b>Low Voltage Momentary/Latching Switches</b> . . . . .                       | 73    |
| <b>Wall Switch Sensors &amp; Digital Timer</b> . . . . .      | 65    |                                                                                |       |

|                                                                                          |    |                                                            |    |
|------------------------------------------------------------------------------------------|----|------------------------------------------------------------|----|
| <b>UTB</b> Utilibay LED Highbay . . . . .                                                | 75 | <b>ExpressLine High and Lowbays Include Lamp</b> . . . . . | 78 |
| <b>Industrial Accessories</b> . . . . .                                                  | 75 | <b>Non-Metallic Vaportites</b> . . . . .                   | 78 |
| <b>Industrial Superbay Optical Assemblies</b> . . . . .                                  | 76 | <b>NutriLED</b> Grow Light . . . . .                       | 79 |
| <b>Industrial Grade Superbay Ballast Housing</b> . . . . .                               | 76 | <b>Incandescent Vaportites</b> . . . . .                   | 79 |
| <b>Kemlux III</b> Severe Location Fixture Components . . . . .                           | 77 | <b>AW Series</b> LED Marker Lights . . . . .               | 80 |
| <b>Kemlux III</b> Class I Division II Hazardous Location<br>Fixture Components . . . . . | 77 | <b>HBL</b> LED Highbay HBL Series Highbay . . . . .        | 80 |

|                                                                                    |    |                                                                               |         |
|------------------------------------------------------------------------------------|----|-------------------------------------------------------------------------------|---------|
| <b>ASL</b> LED Area/Site . . . . .                                                 | 83 | <b>Perimaliter III® PGM/PGL Series</b> Glass<br>Refractor Wallpacks . . . . . | 94      |
| <b>Airo</b> LED and 4" Square Straight Steel Pronto Combo (Single) . . . . .       | 84 | <b>WGH LED Series</b> Low Profile Glass Refractor Wallpack . . . . .          | 94      |
| <b>Airo</b> LED and 4" Square Straight Steel Pronto Combo (Double) . . . . .       | 84 | <b>WGH Series</b> Horizontal Lamp Low Profile Wallpacks . . . . .             | 95      |
| <b>FACTOR Series</b> LED Floodlights . . . . .                                     | 85 | <b>NRG®</b> LED Decorative Compact Wallpack . . . . .                         | 95      |
| <b>ALF</b> Linear LED Floodlight . . . . .                                         | 86 | <b>NRG®</b> 300B Vandal Resistant Perimeter Wallpacks . . . . .               | 95      |
| <b>COLT</b> LED Flood . . . . .                                                    | 86 | <b>NRG®</b> 200B Decorative Compact Wallpacks . . . . .                       | 96      |
| <b>COLT</b> Mini LED Flood . . . . .                                               | 86 | <b>Arceos</b> ARS LED Series . . . . .                                        | 96      |
| <b>Marshal</b> LED Twin Head Flood Motion Sensor Kit . . . . .                     | 87 | <b>GSL</b> Garage/Surface LED Series . . . . .                                | 96      |
| <b>Marshal</b> MS Occupancy Sensor . . . . .                                       | 87 | <b>S Series</b> Vandal Resistant . . . . .                                    | 97      |
| <b>Quartzlitrer®</b> Floods . . . . .                                              | 87 | <b>NRG®</b> 4000 LED Lumasquare® Series . . . . .                             | 97      |
| <b>Quartz</b> Worklights . . . . .                                                 | 87 | <b>R Series</b> Vandal Resistant . . . . .                                    | 97      |
| <b>"Q" Series Quartz</b> . . . . .                                                 | 87 | <b>Multi-purpose Dusk-to-Dawn LED</b> . . . . .                               | 98      |
| <b>Facade</b> Flood . . . . .                                                      | 88 | <b>DD Series</b> Dusk to Dawn . . . . .                                       | 98      |
| <b>Microliter®</b> Floodlights . . . . .                                           | 88 | <b>LED Vaportites</b> . . . . .                                               | 99      |
| <b>Miniliter® V</b> Floodlight Series . . . . .                                    | 88 | <b>Mounting Brackets &amp; Accessories</b> . . . . .                          | 99      |
| <b>Magnuliter®</b> Floodlight MV Series . . . . .                                  | 88 | <b>PAR</b> Lampholders . . . . .                                              | 99      |
| <b>Sling SG</b> Series . . . . .                                                   | 89 | <b>Photo Controls</b> . . . . .                                               | 100     |
| <b>LNC Litepak</b> LED Wallpacks . . . . .                                         | 89 | <b>TRP</b> Geometric Wall Sconces . . . . .                                   | 100     |
| <b>LNC2 Litepak</b> LED Wallpacks . . . . .                                        | 90 | <b>Laredo®</b> LED Wallpacks . . . . .                                        | 100     |
| <b>LNC3 Litepak</b> LED Wallpacks . . . . .                                        | 91 | <b>Square Straight Steel Poles</b> . . . . .                                  | 101-102 |
| <b>LNC4 Litepak</b> LED Wallpacks . . . . .                                        | 92 | <b>Pole Accessories</b> . . . . .                                             | 102-103 |
| <b>ALF</b> Linear LED Wallpacks . . . . .                                          | 93 | <b>Fresno</b> Square or Round Bollard . . . . .                               | 103     |
| <b>NRG®</b> 1100 Full Cut-off Wallpacks . . . . .                                  | 93 | <b>Sportslighting</b> . . . . .                                               | 104     |
| <b>Perimaliter III®</b> LED Wallpack Series . . . . .                              | 93 | <b>Sportsliter Series Luminaire</b> . . . . .                                 | 105     |
| <b>Perimaliter® III PVL3 Series</b> Polycarbonate<br>Refractor Wallpacks . . . . . | 94 | <b>Sportslighting Mounting Accessories</b> . . . . .                          | 105     |

|                                            |    |
|--------------------------------------------|----|
| <b>CLED</b> Surface Mount Canopy . . . . . | 97 |
|--------------------------------------------|----|

|                                                           |     |                                                          |     |
|-----------------------------------------------------------|-----|----------------------------------------------------------|-----|
| <b>ARX09</b> ArcheType® X Site/Area . . . . .             | 107 | <b>KRS</b> Round Steel Poles, 4" (Non Tapered) . . . . . | 113 |
| <b>ARX16</b> Archetype® X Site/Area . . . . .             | 107 | <b>4348</b> Sign/Wall Lighter Accent Lighting . . . . .  | 113 |
| <b>Altitude™</b> LED with PicoPrism® . . . . .            | 108 | <b>Micro-Flood</b> Accent Lighting . . . . .             | 113 |
| <b>WARP9®</b> LED with PicoPrism . . . . .                | 108 | <b>Minivault</b> In-Grade Lighting . . . . .             | 113 |
| <b>WARP9®</b> LED with PicoEmitter® . . . . .             | 108 | <b>Ravenna</b> Highlighter . . . . .                     | 114 |
| <b>The Archetype®</b> LED with PicoEmitter . . . . .      | 109 | <b>Ravenna</b> Lowlighter . . . . .                      | 114 |
| <b>The Archetype®</b> HID . . . . .                       | 109 | <b>Round Hood</b> Accent Lighting . . . . .              | 114 |
| <b>ARFX09</b> ArcheType® X Flood . . . . .                | 109 | <b>Scarab</b> Accent Lighting . . . . .                  | 114 |
| <b>ARFX16</b> ArcheType® X Flood . . . . .                | 110 | <b>Sign/Wall Lighter</b> Accent Lighting . . . . .       | 115 |
| <b>VRB1</b> Vandal Resistant Bollard LED . . . . .        | 110 | <b>Spun Copper Bullet</b> Accent Lighting . . . . .      | 115 |
| <b>ARWX09</b> ArcheType® X Wall . . . . .                 | 111 | <b>Square Hood</b> Accent Lighting . . . . .             | 115 |
| <b>ARWX16</b> ArcheType® X Wall . . . . .                 | 111 | <b>Traditional</b> Path Lighting . . . . .               | 116 |
| <b>WD14</b> Wall Director® LED . . . . .                  | 112 | <b>Well Light</b> . . . . .                              | 116 |
| <b>AFL10 LED</b> Architectural Flood . . . . .            | 112 | <b>Lightvault</b> Accessories . . . . .                  | 116 |
| <b>KSS</b> Square Steel Poles, 4" (Non Tapered) . . . . . | 112 | <b>12V/120V</b> Landscape Accessories . . . . .          | 117 |

|                                                                   |     |                                               |     |
|-------------------------------------------------------------------|-----|-----------------------------------------------|-----|
| <b>PROV/PROL</b> Providence® Medium/Large Housing Scale . . . . . | 119 | <b>K4</b> Kick™ Small Housing Scale . . . . . | 120 |
| <b>UCM/UCL</b> Universe® Medium/Large Housing Scale . . . . .     | 119 |                                               |     |





## ARCHITECTURAL OUTDOOR

|                                            |     |                                            |     |
|--------------------------------------------|-----|--------------------------------------------|-----|
| <b>Large Viper LED Luminaire</b> . . . . . | 123 | <b>Small Viper LED Luminaire</b> . . . . . | 123 |
|--------------------------------------------|-----|--------------------------------------------|-----|



## LIFE SAFETY

|                                                                                 |     |                                                                         |         |
|---------------------------------------------------------------------------------|-----|-------------------------------------------------------------------------|---------|
| <b>GeoPak</b> Outdoor Geometric LED Wallpack . . . . .                          | 125 | <b>LN4X</b> Wet Location/ NEMA 4X Thermoplastic Exit Sign . . . . .     | 135     |
| <b>PG</b> Outdoor Emergency Lighting Unit . . . . .                             | 126 | <b>SE</b> Die Cast Exit Sign . . . . .                                  | 136-137 |
| <b>PGN</b> Indoor/Outdoor Emergency Sconce . . . . .                            | 126 | <b>HCX</b> Combination Emergency Unit/LED Exit Sign . . . . .           | 137     |
| <b>PGF1</b> Recessed Ceiling Mount LED Emergency Light . . . . .                | 126 | <b>LX</b> Designer LED Exit Sign . . . . .                              | 138     |
| <b>EV</b> Architectural LED Emergency Light . . . . .                           | 127 | <b>SEWL</b> Wet Location/NEMA 4X Die-Cast Exit Sign . . . . .           | 138-139 |
| <b>EV4R</b> Recessed LED Emergency Light . . . . .                              | 127 | <b>CLS</b> Chicago LED Steel Exit Sign . . . . .                        | 139     |
| <b>EVHC</b> High Lumen LED Emergency Light . . . . .                            | 128 | <b>CLSC</b> Chicago LED Steel Combo . . . . .                           | 139     |
| <b>LZ</b> Indoor Emergency Lighting Unit . . . . .                              | 128 | <b>LES</b> Surface-Mount AC Edge-Lit LED Exit Sign . . . . .            | 140     |
| <b>EZ-2™</b> Commercial Emergency Light . . . . .                               | 129 | <b>LE</b> Recessed Mounting Edge-Lit LED Exit Sign . . . . .            | 140     |
| <b>LM</b> High Capacity Emergency Light . . . . .                               | 129 | <b>CCU2</b> Chicago LED Steel Emergency Unit . . . . .                  | 141     |
| <b>Dynamo</b> NEMA4X Industrial High Lumen LED Emergency Light . . . . .        | 130 | <b>CRU</b> Chicago LED Steel Recessed Unit . . . . .                    | 141     |
| <b>Synchron™</b> Single Phase Central Lighting Inverters . . . . .              | 130 | <b>CRH</b> Remote Heads for Chicago Products . . . . .                  | 141     |
| <b>LiteGear®</b> Single-Phase Central Lighting Inverter . . . . .               | 131 | <b>EVR</b> Architectural LED Emergency Remote . . . . .                 | 142     |
| <b>LightPower™</b> Central Lighting Micro Inverters . . . . .                   | 131 | <b>EVHCR</b> High Lumen Double Head Remote . . . . .                    | 142     |
| <b>Lampak®</b> Fluorescent Power Pack . . . . .                                 | 132 | <b>EVO</b> Outdoor LED Remote . . . . .                                 | 142     |
| <b>Lampak® UFO-CF</b> Compact Fluorescent Lamp Emergency Battery Pack . . . . . | 133 | <b>SRH</b> Standard Remote Lighting Heads . . . . .                     | 143     |
| <b>Lampak® UFO-LED</b> LED Emergency Battery Pack . . . . .                     | 133 | <b>CPR</b> Single or Double Head Remote . . . . .                       | 143     |
| <b>ATSD</b> Auxiliary Transfer Switch . . . . .                                 | 133 | <b>OMS</b> Single or Double Head Remote . . . . .                       | 144     |
| <b>PowerLED PLD</b> LED Battery Pack . . . . .                                  | 133 | <b>GNX</b> Single or Double Head Remote . . . . .                       | 144     |
| <b>EVC</b> Architectural LED Combination Exit/Emergency Light . . . . .         | 134 | <b>DYNR</b> NEMA4X Industrial High Lumen LED Emergency Remote . . . . . | 144     |
| <b>EVE</b> LED Exit Sign . . . . .                                              | 134 | <b>OCR</b> Decorative Outdoor Remote Lighting Heads . . . . .           | 145     |
| <b>EVE4X</b> LED Exit Sign . . . . .                                            | 135 | <b>LZR</b> Matching Remote Lighting Heads . . . . .                     | 145     |
| <b>LT</b> Designer Combination Unit/LED Exit Sign . . . . .                     | 135 | <b>Wireguards</b> . . . . .                                             | 146     |
|                                                                                 |     | <b>Vandal Resistant Shields</b> . . . . .                               | 146     |

## LIFE SAFETY



|                                                                    |     |                                                               |     |
|--------------------------------------------------------------------|-----|---------------------------------------------------------------|-----|
| <b>CE</b> LED Emergency Exit . . . . .                             | 149 | <b>CUW</b> Decorative LED AC/Emergency Light . . . . .        | 152 |
| <b>CC</b> Combination LED Exit/Light . . . . .                     | 149 | <b>CU2SQ</b> Double Square Head LED Emergency Light . . . . . | 152 |
| <b>CC SQ</b> Combination LED Exit/Light . . . . .                  | 150 | <b>CU2</b> Double Head LED Emergency Light . . . . .          | 153 |
| <b>CEL</b> Edge-Lit LED Emergency Exit . . . . .                   | 150 | <b>CIR</b> Indoor LED Remote Heads . . . . .                  | 153 |
| <b>CEW</b> Wet Location LED Emergency Exit . . . . .               | 150 | <b>COR</b> Outdoor LED Remote Heads . . . . .                 | 153 |
| <b>CSR</b> International Voltage SALIDA LED Exit . . . . .         | 151 | <b>CSWEU2</b> Decorative AC/Emergency Light . . . . .         | 153 |
| <b>CCE</b> Thin Die-Cast LED Emergency Exit . . . . .              | 151 | <b>CSWEU2LED</b> Decorative LED AC/Emergency Light . . . . .  | 153 |
| <b>CWC</b> Wet Location Combination Exit/Emergency Light . . . . . | 151 | <b>CU2W</b> Wet Location LED Emergency Unit . . . . .         | 154 |
| <b>RME</b> Running Man LED Exit Sign . . . . .                     | 152 | <b>CWR</b> Matching Outdoor Remotes . . . . .                 | 154 |
| <b>CUSO</b> Slim LED AC/Emergency Outdoor Light . . . . .          | 152 | <b>CJB</b> J-Box Mounted Emergency Light . . . . .            | 154 |



## LJT - LED Lensed Troffer

- Full Distribution LED Troffer
- Direct Fluorescent Replacement
- 2'x2', 2'x4'
- DesignLights Consortium\*\*

| Part Number | Catalog Number           | UPC Code     | Description                                                               | CA 03 | GA 27 | IL 06 | NJ 12 | TX 04 | Wt. each | # on Pallet | DLC QPL |
|-------------|--------------------------|--------------|---------------------------------------------------------------------------|-------|-------|-------|-------|-------|----------|-------------|---------|
| 93077462    | LJT22-35HLG-FSA12-EDU-CP | 078531127008 | LED 2x2 Troffer, 3500K, 3845 lumens, 0-10V Dimming Driver, Chicago Plenum |       |       | ●     |       |       | 10.0     | 36          | ●       |
| 93077459    | LJT24-35MLG-FSA12-EDU-CP | 078531127015 | LED 2x4 Troffer, 3500K, 4772 lumens, 0-10V Dimming Driver, Chicago Plenum |       |       | ●     |       |       | 20.0     | 26          | ●       |
| 93077456    | LJT22-35HLG-FSA12-EDU    | 078531121228 | LED 2x2 Lensed Troffer, 3500K, 3800 Lumens, 0-10V Dimming Driver          | ●     | ●     | ●     | ●     | ●     | 10.0     | 36          | ●       |
| 93077455    | LJT22-40HLG-FSA12-EDU    | 078531123185 | LED 2x2 Lensed Troffer, 4000K, 3800 Lumens, 0-10V Dimming Driver          | ●     | ●     | ●     | ●     | ●     | 10.0     | 36          | ●       |
| 93077454    | LJT24-35MLG-FSA12-EDU    | 078531121235 | LED 2x4 Lensed Troffer, 3500K, 4800 Lumens, 0-10V Dimming Driver          | ●     | ●     | ●     | ●     | ●     | 20.0     | 26          | ●       |
| 93077453    | LJT24-40MLG-FSA12-EDU    | 078531123192 | LED 2x4 Lensed Troffer, 4000K, 4800 Lumens, 0-10V Dimming Driver          | ●     | ●     | ●     | ●     | ●     | 20.0     | 26          | ●       |
| 93073553    | LJT24-35VLG-FSA12-EDU    | 078531126964 | LED 2x4 Lensed Troffer, 3500K, 6941 Lumens, 0-10V Dimming Driver          |       |       | ●     |       |       | 20.0     | 26          | ●       |

### QS 10 10-Day Quick-Ship Ordering Guide

Order Limit Per Luminaire Selection: 100

|                                        |                                           |                                            |                                                 |                                                                                                                                             |                                         |                                                                                                         |                                     |                                                                                          |                               |  |
|----------------------------------------|-------------------------------------------|--------------------------------------------|-------------------------------------------------|---------------------------------------------------------------------------------------------------------------------------------------------|-----------------------------------------|---------------------------------------------------------------------------------------------------------|-------------------------------------|------------------------------------------------------------------------------------------|-------------------------------|--|
| <b>LJT</b>                             | -                                         |                                            | <b>G</b>                                        | -                                                                                                                                           | <b>FS</b>                               | -                                                                                                       |                                     | <b>U</b>                                                                                 | -                             |  |
| <b>MODEL</b><br>LJT LED Lensed Troffer | <b>COLOR TEMP</b><br>35 3500K<br>40 4000K | <b>CEILING TYPE</b><br>G Grid <sup>1</sup> | <b>SHIELDING</b><br>A12 Pattern 12 Acrylic Lens | <b>OPTIONS</b><br>C388 3-Wire Flex<br>C588 5-Wire Flex<br>ELL14 Emergency Battery Pack Installed, 1400 Lumen <sup>2</sup><br>Chicago Plenum | <b>SIZE</b><br>22 2' x 2'<br>24 2' x 4' | <b>LUMEN OUTPUT</b><br>LW Low Watt (2x4 only)<br>ML Medium Lumen<br>HL High Lumen<br>VL Very High Lumen | <b>DOOR</b><br>FS White Flush Steel | <b>DRIVER</b><br>E Fixed Output<br>ED 0-10V Dimming<br>ED1 0-10V 1% Dimming <sup>2</sup> | <b>VOLTAGE</b><br>U 120V-277V |  |

<sup>1</sup> For hard ceilings use flange kit accessory.  
<sup>2</sup> For compatibility with Dual-Lite LiteGear<sup>®</sup> inverters in lieu of EL Battery Pack, contact Hubbell Lighting Representative.

\*DesignLights Consortium<sup>®</sup> (DLC) qualified. Please refer to the DLC website for specific product qualifications at [www.designlights.org](http://www.designlights.org)



### CFP - Edge-lit Flat Panel

- IC rated
- 80+ CRI
- 120-277V
- 0-10V dimming
- Emergency backup compatible
- DesignLights Consortium\*\*

| Part Number | Catalog Number             | UPC Code     | Description                                           | CA 03 | GA 27 | IL 06 | NJ 12 | TX 04 | Wt. each | # on Pallet | DLC QPL |
|-------------|----------------------------|--------------|-------------------------------------------------------|-------|-------|-------|-------|-------|----------|-------------|---------|
| 93091404    | CFP14-4035 <sup>1</sup>    | 078531132507 | 1x4 Edge-Lit Flat Panel, 4000lm, 3500K                | ●     | ●     | ●     | ●     | ●     | 9.0      | 51          |         |
| 93091405    | CFP14-4040 <sup>1</sup>    | 078531132514 | 1x4 Edge-Lit Flat Panel, 4000lm, 4000K                | ●     | ●     | ●     | ●     | ●     | 9.0      | 51          |         |
| 93085885    | CFP22-3335                 | 078531131746 | 2x2 Edge-Lit Flat Panel, 3300lm, 3500K                | ●     | ●     | ●     | ●     | ●     | 8.0      | 40          | ●       |
| 93087465    | CFP22-3335-HE <sup>1</sup> | 078531131944 | 2x2 Edge-Lit Flat Panel, 3300lm, 3500K, High Efficacy | ●     |       |       | ●     |       | 8.0      | 40          | ●       |
| 93085886    | CFP22-3340                 | 078531131753 | 2x2 Edge-Lit Flat Panel, 3300lm, 4000K                | ●     | ●     | ●     | ●     | ●     | 8.0      | 40          | ●       |
| 93087466    | CFP22-3340-HE <sup>1</sup> | 078531131951 | 2x2 Edge-Lit Flat Panel, 3300lm, 4000K, High Efficacy | ●     |       |       | ●     |       | 8.0      | 40          | ●       |
| 93091406    | CFP22-4035 <sup>1</sup>    | 078531132521 | 2x2 Edge-Lit Flat Panel, 4000lm, 3500K                | ●     | ●     | ●     | ●     | ●     | 8.0      | 40          |         |
| 93091407    | CFP22-4040 <sup>1</sup>    | 078531132538 | 2x2 Edge-Lit Flat Panel, 4000lm, 4000K                | ●     | ●     | ●     | ●     | ●     | 8.0      | 40          |         |
| 93085887    | CFP24-4135                 | 078531131760 | 2x4 Edge-Lit Flat Panel, 4100lm, 3500K                | ●     | ●     | ●     | ●     | ●     | 16.0     | 20          | ●       |
| 93087467    | CFP24-4135-HE <sup>1</sup> | 078531131968 | 2x4 Edge-Lit Flat Panel, 4100lm, 3500K, High Efficacy | ●     |       |       | ●     |       | 16.0     | 20          | ●       |
| 93085888    | CFP24-4140                 | 078531131777 | 2x4 Edge-Lit Flat Panel, 4100lm, 4000K                | ●     | ●     | ●     | ●     | ●     | 16.0     | 20          | ●       |
| 93087468    | CFP24-4140-HE <sup>1</sup> | 078531131975 | 2x4 Edge-Lit Flat Panel, 4100lm, 4000K, High Efficacy | ●     |       |       | ●     |       | 16.0     | 20          | ●       |
| 93090919    | CFP24-5535 <sup>1</sup>    | 078531132453 | 2x4 Edge-Lit Flat Panel, 5500lm, 3500K                | ●     | ●     | ●     | ●     | ●     | 16.0     | 20          |         |
| 93090920    | CFP24-5540 <sup>1</sup>    | 078531132460 | 2x4 Edge-Lit Flat Panel, 5500lm, 4000K                | ●     | ●     | ●     | ●     | ●     | 16.0     | 20          |         |

<sup>1</sup>Available to ship Jan/Feb 2018. Check online for stock availability.



### JT8 - Lensed Troffers

- Flush Steel Doors
- Optimized for T8 Lamps
- Integral T-Bar Clips

| Part Number     | Catalog Number                 | UPC Code     | Description                                                                        | CA 03 | GA 27 | IL 06 | NJ 12 | TX 04 | Wt. each | # on Pallet |
|-----------------|--------------------------------|--------------|------------------------------------------------------------------------------------|-------|-------|-------|-------|-------|----------|-------------|
| 93073561        | JT822-232U6G-FSA12-EU-CP       | 078531127046 | 2x2, 2-L, 120-277V T8 Elec Ballast, Chicago Plenum                                 |       |       | ●     |       |       | 16.0     | 36          |
| 93073559        | JT824-232G-FSA12-EU-CP         | 078531127022 | 2x4, 2-L, 120-277V T8 Elec Ballast, Chicago Plenum                                 |       |       | ●     |       |       | 20.0     | 26          |
| 93073560        | JT824-332G-FSA12-3EU-CP        | 078531127039 | 2x4, 3-L, 120-277V 3-L T8 Elec Ballast, Chicago Plenum                             |       |       | ●     |       |       | 20.0     | 26          |
| JT243119FTP0000 | JT822-232U6G-FSA12-EU          | 078531005603 | 2x2, 2-L, 120-277V T8 Elec Ballast                                                 | ●     | ●     | ●     | ●     | ●     | 16.0     | 36          |
| JT241119F000000 | JT824-232G-FSA12-EU            | 078531005610 | 2x4, 2-L, 120-277V T8 Elec Ballast                                                 | ●     | ●     | ●     | ●     | ●     | 20.0     | 26          |
| JT341119G000000 | JT824-332G-FSA12-3EU           | 078531005627 | 2x4, 3-L, 120-277V 3-L T8 Elec Ball.                                               | ●     | ●     | ●     | ●     | ●     | 20.0     | 26          |
| JT441119H000000 | JT824-432G-FSA12-4EU           | 078531005641 | 2x4, 4-L, 120-277V 4-L T8 Elec Ballast                                             | ●     | ●     | ●     | ●     | ●     | 18.0     | 26          |
| 93057977        | JT824-332G-FSA12-3EU-F835-C388 | 078531124038 | 2x4, 3-L, 120-277V 3-L T8 Elec Ballast, 3500K Lamps, 3/8" Flex with 3 No. 18 Wires |       |       | ●     |       |       | 20.0     | 26          |
| 93057981        | JT824-432G-FSA12-4EU-F835-C388 | 078531124076 | 2x4, 4-L, 120-277V 4-L T8 Elec Ballast, 3500K Lamps, 3/8" Flex with 3 No. 18 Wires |       |       | ●     |       |       | 20.0     | 26          |
| 93057983        | JT824-432G-FSA12-4EU-F841-C388 | 078531124090 | 2x4, 4-L, 120-277V 4-L T8 Elec Ballast, 4100K Lamps, 3/8" Flex with 3 No. 18 Wires |       |       | ●     |       |       | 20.0     | 26          |
| 003334.00       | A12.095 22.500-22.500          | 078531004781 | 2x2 Replacement Lens                                                               |       |       | ●     |       |       | 1.0      | N/A         |
| 003335.00       | A12.095 22.500-46.562          | 078531004774 | 2x4 Replacement Lens                                                               |       |       | ●     | ●     |       | 2.0      | N/A         |
| 003312.00       | A12.125                        | 078531022891 | 2x4 Replacement Lens                                                               |       |       | ●     | ●     |       | 2.5      | N/A         |

### 5-Day Quick Ship Ordering Guide

Order Limit Per Fixture Selection: 200

| MODEL                                  | NO. OF LAMPS                                                                                      | CEILING TYPE         | SHIELDING                                                                                                                                                                                                                                                                                                                                                                                                                                                                                                                                                                                                                                                                                                                                                                                                                                                                                                          | VOLTAGE                 | OPTIONS                                                                                                                                                                                                                                                                                                                                           |
|----------------------------------------|---------------------------------------------------------------------------------------------------|----------------------|--------------------------------------------------------------------------------------------------------------------------------------------------------------------------------------------------------------------------------------------------------------------------------------------------------------------------------------------------------------------------------------------------------------------------------------------------------------------------------------------------------------------------------------------------------------------------------------------------------------------------------------------------------------------------------------------------------------------------------------------------------------------------------------------------------------------------------------------------------------------------------------------------------------------|-------------------------|---------------------------------------------------------------------------------------------------------------------------------------------------------------------------------------------------------------------------------------------------------------------------------------------------------------------------------------------------|
| <b>JT8</b> Dedicated T8 Lensed Troffer | 2 Two<br>3 Three<br>4 Four (2x4 only)                                                             | G Grid               | A12 Pattern 12 Acrylic Lens<br>A12125 Pattern 12 Acrylic Lens, 0.125" Nominal                                                                                                                                                                                                                                                                                                                                                                                                                                                                                                                                                                                                                                                                                                                                                                                                                                      | U 120V-277V<br>347 347V | F835 35K 78+CRI Full Wattage T8 Lamps Installed<br>F841 41K 78+CRI Full Wattage T8 Lamps Installed<br>F0835 35K 82CRI Full Wattage T8 Lamps Installed<br>F0841 41K 82CRI Full Wattage T8 Lamps Installed<br>EL Emergency Battery Pack <sup>2</sup><br>EL141 Emergency Battery Pack, 1400 Lumens 1-Lamp T8<br>C388 3-Wire Flex<br>C488 4-Wire Flex |
| SIZE                                   | LAMP TYPE                                                                                         | DOOR                 | BALLAST                                                                                                                                                                                                                                                                                                                                                                                                                                                                                                                                                                                                                                                                                                                                                                                                                                                                                                            |                         |                                                                                                                                                                                                                                                                                                                                                   |
| 22 2' x 2'<br>24 2' x 4'               | 17 2', T8: 17 Watt<br>32 4', T8 <sup>1</sup><br>32U6 U-Bent, 6" Leg Spacing T8: 32 Watt (2 lamps) | FS White Flush Steel | E Electronic T8, Instant Start<br>3E 3-Lamp Electronic T8, Instant Start<br>4E 4-Lamp Electronic T8, Instant Start<br>EP Electronic T8, Programmed Start<br>3EP 3-Lamp Electronic T8, Programmed Start<br>4EP 4-Lamp Electronic T8, Programmed Start<br>EHL Electronic High Light Output (1.18-1.2 BF)<br>3EHL 3-Lamp Electronic T8, High Light Output (1.18-1.2 BF)<br>4EHL 4-Lamp Electronic T8, High Light Output (1.18-1.2 BF)<br>EPHL Electronic T8, High Light Output (1.18-1.2 BF), Programmed Start<br>3EPHL 3-Lamp Electronic T8, High Light Output (1.18-1.2 BF), Programmed Start<br>4EPHL 4-Lamp Electronic T8, High Light Output (1.18-1.2 BF), Programmed Start<br>EPLW Electronic T8, Low Watt Output (1.18-1.2 BF), Programmed Start<br>3EPLW 3-Lamp Electronic T8, Low Watt Output (1.18-1.2 BF), Programmed Start<br>4EPLW 4-Lamp Electronic T8, Low Watt Output (1.18-1.2 BF), Programmed Start |                         |                                                                                                                                                                                                                                                                                                                                                   |

<sup>1</sup> Capable of operating 32, 30, 28 or 25 Watt T8 only.  
<sup>2</sup> 2 x 2 with 2 ballasts and EL N/A as Quick Ship.



### LCAT - LED Contemporary Architectural Troffer

- Aesthetically Pleasing
- Reduce Maintenance
- 2'x2', 2'x4'
- DesignLights Consortium\*\*

| Part Number | Catalog Number      | UPC Code     | Description                                                                                          | CA 03 | GA 27 | IL 06 | NJ 12 | TX 04 | Wt. each | # on Pallet | DLC QPL |
|-------------|---------------------|--------------|------------------------------------------------------------------------------------------------------|-------|-------|-------|-------|-------|----------|-------------|---------|
| 93077472    | LCAT22-35MLG-EDU-CP | 078531126988 | LED 2x2 Contemporary Architectural Troffer, 3500K, 3259 lumens, 0-10V Dimming Driver, Chicago Plenum |       |       | ●     |       |       | 15       | 40          | ●       |
| 93077471    | LCAT24-35MLG-EDU-CP | 078531126995 | LED 2x4 Contemporary Architectural Troffer, 3500K, 4788 lumens, 0-10V Dimming Driver, Chicago Plenum |       |       | ●     |       |       | 20       | 20          | ●       |
| 93077465    | LCAT22-35MLG-EDU    | 078531125929 | LED 2x2 Contemporary Architectural Troffer, 3500K, 3259 Lumens, 0-10V Dimming Driver                 | ●     | ●     | ●     | ●     | ●     | 15       | 40          | ●       |
| 93077467    | LCAT22-40MLG-EDU    | 078531125936 | LED 2x2 Contemporary Architectural Troffer, 4000K, 3326 Lumens, 0-10V Dimming Driver                 | ●     | ●     | ●     | ●     | ●     | 15       | 40          | ●       |
| 93077466    | LCAT24-35LWG-EDU    | 078531125868 | LED 2x4 Contemporary Architectural Troffer, 3500K, 4170 Lumens, 0-10V Dimming Driver                 | ●     | ●     | ●     | ●     | ●     | 20       | 20          | ●       |
| 93077464    | LCAT24-35MLG-EDU    | 078531125882 | LED 2x4 Contemporary Architectural Troffer, 3500K, 4788 Lumens, 0-10V Dimming Driver                 | ●     | ●     | ●     | ●     | ●     | 20       | 20          | ●       |
| 93077468    | LCAT24-40LWG-EDU    | 078531125875 | LED 2x4 Contemporary Architectural Troffer, 4000K, 4307 Lumens, 0-10V Dimming Driver                 | ●     | ●     | ●     | ●     | ●     | 20       | 20          | ●       |
| 93077463    | LCAT24-40MLG-EDU    | 078531125899 | LED 2x4 Contemporary Architectural Troffer, 4000K, 4886 Lumens, 0-10V Dimming Driver                 | ●     | ●     | ●     | ●     | ●     | 20       | 20          | ●       |



### TCAT - LED Twin Contemporary Architectural Luminaire

- Twin lens design
- 2x2 and 2x4
- Reduced Maintenance
- DesignLights Consortium\*\*

**QS 10 10-Day Quick Ship Ordering Guide**  
Order Limit Per Fixture Selection: 100

**TCAT** [ ] - [ ] [ ] [ ] [ ] [ ] [ ] [ ]

| MODEL                                            | SIZE                     | COLOR TEMP                       | LUMEN OUTPUT                                                          | CEILING TYPE               | DRIVER                             | VOLTAGE       | OPTIONS                                                                                                                        |
|--------------------------------------------------|--------------------------|----------------------------------|-----------------------------------------------------------------------|----------------------------|------------------------------------|---------------|--------------------------------------------------------------------------------------------------------------------------------|
| TCAT LED Twin Contemporary Architectural Troffer | 22 2' x 2'<br>24 2' x 4' | 35 3500K<br>40 4000K<br>50 5000K | MW Medium Low Watt<br>LW Low Watt<br>ML Medium Lumen<br>HL High Lumen | G Grid Lay-in <sup>1</sup> | E Fixed Output<br>ED 0-10V Dimming | U 120V - 277V | ELL14 Emergency Battery Pack Installed, 1400 Lumens <sup>2,3</sup><br>C388 3-Wire Flex<br>C488 4-Wire Flex<br>C588 5-Wire Flex |

<sup>1</sup> For drywall, order G with Flange Kit Accessory  
<sup>2</sup> Not available in 347V  
<sup>3</sup> For compatibility with Dual-Lite LiteGear® inverters, contact Hubbell Lighting Representative

**QS 10 10-Day Quick Ship Ordering Guide**  
Order Limit Per Fixture Selection: 100

**LCAT** [ ] - [ ] [ ] - **G** [ ] [ ] [ ] - **U** [ ] [ ]

| MODEL                                       | SIZE                     | COLOR TEMP           | LUMEN OUTPUT                                                          | CEILING TYPE               | DRIVER                                                     | VOLTAGE     | OPTIONS                                                                                                                     |
|---------------------------------------------|--------------------------|----------------------|-----------------------------------------------------------------------|----------------------------|------------------------------------------------------------|-------------|-----------------------------------------------------------------------------------------------------------------------------|
| LCAT LED Contemporary Architectural Troffer | 22 2' x 2'<br>24 2' x 4' | 35 3500K<br>40 4000K | LW Low Watt<br>ML Medium Lumen<br>HL High Lumen<br>VL Very High Lumen | G Grid Lay-in <sup>1</sup> | E Fixed Output<br>ED 0-10V Dimming<br>ED1 0-10V 1% Dimming | U 120V-277V | ELL14 Emergency Battery Pack Installed, 1400 Lumen <sup>2</sup><br>C388 3-Wire Flex<br>C488 4-Wire Flex<br>C588 5-Wire Flex |

<sup>1</sup> For drywall, order G with Flange Kit Accessory.  
<sup>2</sup> For compatibility with Dual-Lite LiteGear® inverters in lieu of installed Battery Pack, contact Hubbell Lighting Representative.



### SLK - LED Troffer Retrofit Kit

- Fully assembled for easy installation
- Retrofits both parabolic and prismatic troffers
- Reduces job waste
- DesignLights Consortium\*\*

| Part Number | Catalog Number   | UPC Code     | Description                                                                | CA 03 | GA 27 | IL 06 | NJ 12 | TX 04 | Wt. each | # on Pallet | DLC QPL |
|-------------|------------------|--------------|----------------------------------------------------------------------------|-------|-------|-------|-------|-------|----------|-------------|---------|
| 93072852    | SLK22-40ML-EDU   | 078531126827 | LED, 2'x2' Troffer Retrofit Kit, 4000K, 3,000 Lumens, 0-10V Dimming Driver |       |       | ●     |       |       | 10       | 40          | ●       |
| 93085342    | SLK22-40VWHE-EDU | 078531131661 | LED, 2'x2' Troffer Retrofit Kit, 4000K, 1,600 Lumens, 0-10V Dimming Driver | ●     |       |       |       |       | 10       | 40          | ●       |
| 93077320    | SLK24-40LW-EDU   | 078531127398 | LED, 2'x4' Troffer Retrofit Kit, 4000K, 4,600 Lumens, 0-10V Dimming Driver |       |       | ●     |       |       | 20       | 20          | ●       |
| 93077321    | SLK24-40VW-EDU   | 078531127404 | LED, 2'x4' Troffer Retrofit Kit, 4000K, 3,400 Lumens, 0-10V Dimming Driver |       |       | ●     |       |       | 20       | 20          | ●       |
| 93085343    | SLK24-40VWHE-EDU | 078531131678 | LED, 2'x4' Troffer Retrofit Kit, 4000K, 3,462 Lumens, 0-10V Dimming Driver | ●     |       |       |       |       | 20       | 20          | ●       |
| 93085344    | SLK24-40MWHE-EDU | 078531131685 | LED, 2'x4' Troffer Retrofit Kit, 4000K, 3,888 Lumens, 0-10V Dimming Driver | ●     |       |       |       |       | 20       | 20          | ●       |

**QS 5 5-Day Quick Ship Ordering Guide**  
Order Limit Per Fixture Selection: 200

**SLK** [ ] - [ ] [ ] - [ ] [ ] - [ ] [ ] - [ ] [ ]

| MODEL                          | SIZE                     | COLOR TEMP           | LUMEN OUTPUT                                                                        | DRIVER                                                 | VOLTAGE       | OPTIONS                                                                                          |
|--------------------------------|--------------------------|----------------------|-------------------------------------------------------------------------------------|--------------------------------------------------------|---------------|--------------------------------------------------------------------------------------------------|
| SLK LED Troffer Conversion Kit | 22 2' x 2'<br>24 2' x 4' | 35 3500K<br>40 4000K | LW Low Wattage<br>ML Medium Lumen<br>HL High Lumen<br>VL Very High Lumen (2x2 Only) | E Fixed Output<br>ESD Step Dimming<br>ED 0-10V Dimming | U 120-277 VAC | ELL14 Emergency Battery Pack Installed, 1400 Lumens<br>LSP Lighting Surge Protector <sup>1</sup> |

<sup>1</sup> Not available with ESD Step Dimming on 2'x2'.

\*DesignLights Consortium® (DLC) qualified. Please refer to the DLC website for specific product qualifications at www.designlights.org

\*DesignLights Consortium® (DLC) qualified. Please refer to the DLC website for specific product qualifications at www.designlights.org



### STE - Stratus Recessed Direct/Indirect

- Stratus® E-Series Fluorescent
- T8, T5, T5HO, 40TT, 50TT

- Plastic Ends Caps Seal Light
- Aesthetically Delivers Uniform Illumination



| Part Number | Catalog Number       | UPC Code     | Description                                                                       | CA 03 | GA 27 | IL 06 | NJ 12 | TX 04 | Wt. each | # on Pallet |
|-------------|----------------------|--------------|-----------------------------------------------------------------------------------|-------|-------|-------|-------|-------|----------|-------------|
| 93073566    | STE22-217G-MPO-EU-CP | 078531126933 | 2x2, 2-L, Metal Perf. Basket w/Overlay, 120-277V T8 Elec Ballast, Chicago Plenum  |       |       | •     | •     |       | 12.0     | 24          |
| 93073565    | STE24-232G-MPO-EU-CP | 078531126926 | 2x4, 2-L, Metal Perf. Basket w/Overlay, 120-277V T8 Elec Ballast, Chicago Plenum  |       |       | •     | •     |       | 20.0     | 14          |
| 93029796    | STE22-217G-MPO-EU    | 078531017415 | 2x2, 2-L, Metal Perf. Basket w/Overlay, 120-277V T8 Elec Ballast                  |       | •     |       |       |       | 12.0     | 24          |
| 93029804    | STE24-232G-MPO-EU    | 078531017385 | 2x4, 2-L, Metal Perf. Basket w/Overlay, 120-277V T8 Elec Ballast                  |       | •     | •     | •     | •     | 20.0     | 14          |
| 93029803    | STE24-332G-MPO-3EU   | 078531017378 | 2x4, 3-L, Metal Perf. Basket w/Overlay, 120-277V T8 Elec Ballast                  |       |       | •     | •     | •     | 20.0     | 14          |
| 93029802    | STE24-332G-MPO-EU    | 078531017392 | 2x4, 3-L, Metal Perf. Basket w/Overlay, 120-277V T8 Elec Ballast                  |       |       | •     | •     |       | 20.0     | 14          |
| 93030410    | STE24-332G-MPO-3EPU  | 078531017460 | 2x4, 3-L, Metal Perf. Basket w/Overlay, 120-277V T8 Elec Ballast Programmed Start |       |       | •     | •     |       | 20.0     | 14          |



### P4D - High Performance Parabolic

- Provides Maximum Value in Low Profile
- Nominal 3" Deep Louver

- T8 and T5 Fluorescent
- Shallow Housing



| Part Number     | Catalog Number                  | UPC Code     | Description                                                                                                | CA 03 | GA 27 | IL 06 | NJ 12 | TX 04 | Wt. each | # on Pallet |
|-----------------|---------------------------------|--------------|------------------------------------------------------------------------------------------------------------|-------|-------|-------|-------|-------|----------|-------------|
| 93073568        | P4D22-232U6G-MA33-S-EU-CP       | 078531126957 | 2x2, 3-L, 9 Cell MA Lvr, 120-277V T8 Elec Ballast, Static, Chicago Plenum                                  |       |       | •     |       |       | 32.0     | 28          |
| 93073567        | P4D24-332G-MA36-S-3EU-CP        | 078531126940 | 2x4, 3-L, 18 Cell MA Lvr, 120-277V 3-L T8 Elec Ballast, Static, Chicago Plenum                             |       |       | •     |       |       | 33.0     | 16          |
| P4D00120        | P4D22-232U6G-MA33-S-EU          | 078531043445 | 2x2, 2-L, 9 Cell MA Lvr, 120-277V T8 Elec Ballast, Static                                                  |       | •     | •     | •     | •     | 32.0     | 28          |
| P4D00146        | P4D24-332G-MA36-S-3EU           | 078531043483 | 2x4, 3-L, 18 Cell MA Lvr, 120-277V 3-L T8 Elec Ballast, Static                                             |       | •     | •     | •     | •     | 33.0     | 16          |
| 93057987        | P4D24-332G-MA36-S-3EU-F835-C388 | 078531124137 | 2x4, 3-L, 18 Cell MA Lvr, 120-277V 3-L T8 Elec Ballast, Static, 3500K Lamps, 3/8" Flex with 3 No. 18 Wires |       |       | •     | •     |       | 33.0     | 16          |
| P4D019047.16PK1 | LVR-P4D24 3X6 MA HK BAG         | 078531044985 | Louver for 2x4, 18 cell, MA                                                                                |       |       |       | •     |       | 10.0     | N/A         |

### QS 5 5-Day Quick Ship Ordering Guide

Order Limit Per Fixture Selection: 100

| STE          |                               | G                                    | MPO                                                                                                                                                    |                     |                                                                                                                                                                                                                                                                                                                                                                                                                                                                                                                                                                                                                                                                                                                                     |
|--------------|-------------------------------|--------------------------------------|--------------------------------------------------------------------------------------------------------------------------------------------------------|---------------------|-------------------------------------------------------------------------------------------------------------------------------------------------------------------------------------------------------------------------------------------------------------------------------------------------------------------------------------------------------------------------------------------------------------------------------------------------------------------------------------------------------------------------------------------------------------------------------------------------------------------------------------------------------------------------------------------------------------------------------------|
| <b>MODEL</b> | STE Stratus Recessed Indirect | <b>NO. OF LAMPS IN CROSS SECTION</b> | 2 Two<br>3 Three                                                                                                                                       | <b>CEILING TYPE</b> | G Grid Lay-in                                                                                                                                                                                                                                                                                                                                                                                                                                                                                                                                                                                                                                                                                                                       |
| <b>SIZE</b>  | 22 2' x 2'<br>24 2' x 4'      | <b>LAMP TYPE</b>                     | 17 2', T8: 17 Watt<br>24 2', T5HO: 24 Watt<br>28 4', T5: 28 Watt<br>32 4', T8 <sup>1</sup><br>40TT Twin Tube Compact, 2G11 Base: 40 Watt (2-Lamp only) | <b>BALLAST</b>      | E Electronic T8, Instant Start<br>EP Electronic T5, T5HO, or T8, Programmed Start<br>ETT Electronic Twin Tube, Instant Start<br>3E 3-Lamp Electronic T8, Instant Start<br>3EP 3-Lamp Electronic T8 or T5, Programmed Start                                                                                                                                                                                                                                                                                                                                                                                                                                                                                                          |
|              |                               | <b>SHIELDING</b>                     | MPO Metal Perf w/Overlay                                                                                                                               | <b>OPTIONS</b>      | EL Emergency Battery Pack, T8<br>EL5 Emergency Battery Pack, T5<br>EL141 Emergency Battery Pack, 1400 Lumens 1-Lamp T8<br>F830 30K 78+CRI 17 or 32W T8 Lamps Installed<br>F835 35K 78+CRI 17 or 32W T8 Lamps Installed<br>F841 41K 78+CRI 17 or 32W T8 Lamps Installed<br>F0830 30K 82CRI 17 or 32W T8Lamps Installed<br>F0835 35K 82CRI 17 or 32W T8Lamps Installed<br>F0841 41K 82CRI 17 or 32W T8Lamps Installed<br>F5830 30K 85CRI T5 or T5HOLamps Installed<br>F5835 35K 85CRI T5 or T5HOLamps Installed<br>F5841 41K 85CRI T5 or T5HOLamps Installed<br>FTT830 30K 82CRI 40W TT Lamps Installed<br>FTT835 35K 82CRI 40W TT Lamps Installed<br>FTT841 41K 82CRI 40W TT Lamps Installed<br>C388 3-Wire Flex<br>C488 4-Wire Flex |
|              |                               | <b>VOLTAGE</b>                       | U 120V-277V<br>347 347V (T5 and T8 only)                                                                                                               |                     |                                                                                                                                                                                                                                                                                                                                                                                                                                                                                                                                                                                                                                                                                                                                     |

<sup>1</sup> Capable of operating 32, 30, 28 or 25 Watt T8 only.

### QS 5 5-Day Quick Ship Ordering Guide

Order Limit Per Fixture Selection: 150

| P4D          |                                | G                   | MA                                                                                                                                                                                                                                                                                                                                   |                      | S                                                              |                                 |
|--------------|--------------------------------|---------------------|--------------------------------------------------------------------------------------------------------------------------------------------------------------------------------------------------------------------------------------------------------------------------------------------------------------------------------------|----------------------|----------------------------------------------------------------|---------------------------------|
| <b>MODEL</b> | P4D High Performance Parabolic | <b>NO. OF LAMPS</b> | 2 Two<br>3 Three                                                                                                                                                                                                                                                                                                                     | <b>CEILING TYPE</b>  | G Grid                                                         | <b>CELLS WIDE BY CELLS LONG</b> |
| <b>SIZE</b>  | 22 2' x 2'<br>24 2' x 4'       | <b>LAMP TYPE</b>    | 17 2', T8: 17 Watt<br>32 4', T8 <sup>1</sup><br>32U6 U-Bent, 6" Leg Spacing T8: 32 Watt (2-Lamp only)                                                                                                                                                                                                                                | <b>LOUVER FINISH</b> | MA Matte Anodized Low Iridescent Semi-Specular Aluminum (Std.) | <b>AIR HANDLING</b>             |
|              |                                | <b>BALLAST</b>      | E 2-Lamp Electronic T8, Instant Start<br>3E 3-Lamp Electronic T8, Instant Start<br>EP T8, Programmed Start<br>3EP 3-Lamp T8, Programmed Start                                                                                                                                                                                        | <b>VOLTAGE</b>       | U 120V-277V<br>347 347V                                        | <b>OPTIONS</b>                  |
|              |                                |                     | F835 35K 78+CRI Full Wattage T8 Lamps Installed<br>F841 41K 78+CRI Full Wattage T8 Lamps Installed<br>F0835 35K 82CRI Full Wattage T8 Lamps Installed<br>F0841 41K 82CRI Full Wattage T8 Lamps Installed<br>C388 3-Wire Flex<br>C488 4-Wire Flex<br>EL Emergency Battery Pack<br>EL141 Emergency Battery Pack, 1400 Lumens 1-Lamp T8 |                      |                                                                |                                 |

<sup>1</sup> Capable of operating 32, 30, 28 or 25 Watt T8 only.



### LSER - Serrano® LED Architectural Luminaire

- Contour lens for architectural appeal
- Performance and Energy Savings
- Modular replaceability
- DesignLights Consortium\*\*

#### QS 10 10-Day Quick Ship Ordering Guide

Order Limit Per Fixture Selection: 100

| LSER                                      |                      |                     |           | G           |                                                                                                                   |                          |                                                                       | U                                  |  |  |  |
|-------------------------------------------|----------------------|---------------------|-----------|-------------|-------------------------------------------------------------------------------------------------------------------|--------------------------|-----------------------------------------------------------------------|------------------------------------|--|--|--|
| MODEL                                     | COLOR TEMP           | CEILING TYPE        | SHIELDING | VOLTAGE     | OPTIONS                                                                                                           | SIZE                     | LUMEN OUTPUT                                                          | DRIVER                             |  |  |  |
| LSER Serrano® LED Architectural Luminaire | 35 3500K<br>40 4000K | G Grid <sup>1</sup> | C Contour | U 120V-277V | C388 3-Wire Flex<br>C488 4-Wire Flex<br>C588 5-Wire Flex<br>ELL14 Emergency Battery Pack, 1400 Lumen <sup>2</sup> | 22 2' x 2'<br>24 2' x 4' | LW Low Watt<br>ML Medium Lumen<br>HL High Lumen<br>VL Very High Lumen | E Fixed Output<br>ED 0-10V Dimming |  |  |  |

<sup>1</sup> For drywall, order G with Flange Kit Accessory.  
<sup>2</sup> For compatibility with Dual-Life LiteGear® inverters in lieu of installed Battery Pack, contact Hubbell Lighting Representative.



### LTRE - Transition® Enclosed LED High Efficiency Architectural Lens

- Designed for flexibility
- Full distribution
- Enclosed lens resists intrusion of contaminants
- DesignLights Consortium\*\*

#### QS 10 10-Day Quick Ship Ordering Guide

Order Limit Per Fixture Selection: 100

| LTRE                                                               |                      |                            |                            | G           |                                                                                                                   | RFA                      |                                                                                                        | U                                  |  |  |  |
|--------------------------------------------------------------------|----------------------|----------------------------|----------------------------|-------------|-------------------------------------------------------------------------------------------------------------------|--------------------------|--------------------------------------------------------------------------------------------------------|------------------------------------|--|--|--|
| MODEL                                                              | COLOR TEMP           | CEILING TYPE               | SHIELDING                  | VOLTAGE     | OPTIONS                                                                                                           | SIZE                     | LUMEN OUTPUT                                                                                           | DRIVER                             |  |  |  |
| LTRE Transition® Enclosed LED High Efficiency Architectural Lensed | 35 3500K<br>40 4000K | G Grid Lay-in <sup>1</sup> | RFA Ribbed Frosted Acrylic | U 120V-277V | C388 3-Wire Flex<br>C488 4-Wire Flex<br>C588 5-Wire Flex<br>ELL14 Emergency Battery Pack, 1400 Lumen <sup>2</sup> | 22 2' x 2'<br>24 2' x 4' | LW Low Watt (2x4 only)<br>ML Medium Lumen<br>HL High Lumen (2x2 only)<br>VL Very High Lumen (2x2 only) | E Fixed Output<br>ED 0-10V Dimming |  |  |  |

<sup>1</sup> For drywall, order G with Flange Kit Accessory.  
<sup>2</sup> For compatibility with Dual-Life LiteGear® inverters in lieu of installed Battery Pack, contact Hubbell Lighting Representative.



### SER - Serrano® Recessed Architectural Luminaire

- Fluorescent technology
- Architectural style
- Most configurations produce low W/ft2

#### QS 10 10-Day Quick Ship Ordering Guide

Order Limit Per Fixture Selection: 100

| SER                                           |                           |              |                                                                                                                                                                                                                                                                                                                                  | G                                        |                                                                                                                                                                | C                                      |                                                                                                                                          |                                      |           |                                                                                                                                                                                                                                                                                                                                                                                                                                                                                                                         |  |
|-----------------------------------------------|---------------------------|--------------|----------------------------------------------------------------------------------------------------------------------------------------------------------------------------------------------------------------------------------------------------------------------------------------------------------------------------------|------------------------------------------|----------------------------------------------------------------------------------------------------------------------------------------------------------------|----------------------------------------|------------------------------------------------------------------------------------------------------------------------------------------|--------------------------------------|-----------|-------------------------------------------------------------------------------------------------------------------------------------------------------------------------------------------------------------------------------------------------------------------------------------------------------------------------------------------------------------------------------------------------------------------------------------------------------------------------------------------------------------------------|--|
| MODEL                                         | NO. OF LAMPS              | CEILING TYPE | BALLAST                                                                                                                                                                                                                                                                                                                          | VOLTAGE                                  | OPTIONS                                                                                                                                                        | SIZE                                   | LAMP TYPE                                                                                                                                | SHIELDING                            | REFLECTOR | LAMPS                                                                                                                                                                                                                                                                                                                                                                                                                                                                                                                   |  |
| SER Serrano® Recessed Architectural Luminaire | 1 One<br>2 Two<br>3 Three | G Grid       | E Electronic T8, 0.88 Ballast Factor, Instant Start<br>EP Electronic T5, T5HO, 1.0 Ballast Factor or T8, 0.88 Ballast Factor, Programmed Start<br>ETT Electronic Twin Tube, Instant Start<br>EPTT Electronic Twin Tube, Programmed Start<br>3E 3-Lamp Electronic T8, Instant Start<br>3EP 3-Lamp Electronic T8, Programmed Start | U 120V-277V<br>347 347V (T5 and T8 only) | EL Emergency Battery Pack, T8<br>EL5 Emergency Battery Pack, T5<br>EL141 Emergency Battery Pack, 1400 Lumens 1-Lamp T8<br>C388 3-Wire Flex<br>C488 4-Wire Flex | 14 1' x 4'<br>22 2' x 2'<br>24 2' x 4' | 17 2', T8: 17 Watt<br>24 2', T5HO: 24 Watt<br>28 4', T5: 28 Watt<br>32 4', T8 <sup>1</sup><br>40TT Twin Tube Compact, 2G11 Base: 40 Watt | C Contour<br>P Performance<br>F Full |           | F830 30K 78+CRI T8 Lamps Installed<br>F835 35K 78+CRI T8 Lamps Installed<br>F841 41K 78+CRI T8 Lamps Installed<br>F0830 30K 82CRI 32W T8 Lamps Installed<br>F0835 35K 82CRI 32W T8 Lamps Installed<br>F0841 41K 82CRI 32W T8 Lamps Installed<br>F5830 30K 85CRI T5 or T5HO Lamps Installed<br>F5835 35K 85CRI T5 or T5HO Lamps Installed<br>F5841 41K 85CRI T5 or T5HO Lamps Installed<br>FTT830 30K 82CRI 40W TT Lamps Installed<br>FTT835 35K 82CRI 40W TT Lamps Installed<br>FTT841 41K 82CRI 40W TT Lamps Installed |  |

<sup>1</sup> Capable of operating 32, 30, 28 or 25 Watt T8 only.



### RLA - Recessed LED Architectural

- Performance and Energy Savings
- Available in 2'x2' & 2'x4'
- DesignLights Consortium\*\*

#### QS 10 10-Day Quick Ship Ordering Guide

Order Limit Per Fixture Selection: 100

| RLA                                      |                      |                     |                                                            | G           |                                                                                                                             |                          |                                                                       | U |  |  |  |
|------------------------------------------|----------------------|---------------------|------------------------------------------------------------|-------------|-----------------------------------------------------------------------------------------------------------------------------|--------------------------|-----------------------------------------------------------------------|---|--|--|--|
| MODEL                                    | COLOR TEMP           | CEILING TYPE        | DRIVER                                                     | VOLTAGE     | OPTIONS                                                                                                                     | SIZE                     | LUMEN OUTPUT                                                          |   |  |  |  |
| RLA Recessed LED Architectural Luminaire | 35 3500K<br>40 4000K | G Grid <sup>1</sup> | E Fixed Output<br>ED 0-10V Dimming<br>ED1 0-10V 1% Dimming | U 120V-277V | C388 3-Wire Flex<br>C488 4-Wire Flex<br>C588 5-Wire Flex<br>ELL14 Emergency Battery Pack Installed, 1400 Lumen <sup>2</sup> | 22 2' x 2'<br>24 2' x 4' | LW Low Watt<br>ML Medium Lumen<br>HL High Lumen<br>VL Very High Lumen |   |  |  |  |

<sup>1</sup> For drywall, order G with Flange Kit Accessory.  
<sup>2</sup> For compatibility with Dual-Life LiteGear® inverters in lieu of installed Battery Pack, contact Hubbell Lighting Representative.



### 4PS - Specification Grade Lensed Troffers

- Excellent lamp-to-lens spacing
- Doors are retained by cam latches and hinge from either side
- Hemmed or rolled edge housing
- Fluorescent, energy efficient light source

#### QS 10 10-Day Quick Ship Ordering Guide

Order Limit Per Fixture Selection: 150

|                                        |                                                                                                                                          |                                                     |                                                                                                                                                                                                                                                                                                 |                                                                                                                                                                                                                                                                                                                                          |  |  |  |  |  |
|----------------------------------------|------------------------------------------------------------------------------------------------------------------------------------------|-----------------------------------------------------|-------------------------------------------------------------------------------------------------------------------------------------------------------------------------------------------------------------------------------------------------------------------------------------------------|------------------------------------------------------------------------------------------------------------------------------------------------------------------------------------------------------------------------------------------------------------------------------------------------------------------------------------------|--|--|--|--|--|
| <b>4PS</b>                             |                                                                                                                                          |                                                     |                                                                                                                                                                                                                                                                                                 | <b>G</b>                                                                                                                                                                                                                                                                                                                                 |  |  |  |  |  |
| <b>MODEL</b>                           | <b>NO. OF LAMPS</b>                                                                                                                      | <b>CEILING TYPE</b>                                 | <b>SHIELDING</b>                                                                                                                                                                                                                                                                                | <b>VOLTAGE</b>                                                                                                                                                                                                                                                                                                                           |  |  |  |  |  |
| 4PS Specification Grade Static Troffer | 2 Two<br>3 Three<br>4 Four (2 x 4 only)                                                                                                  | G Grid                                              | A12 Pattern 12 Acrylic Lens<br>A12125 Pattern 12 Acrylic Lens, 0.125" Nominal                                                                                                                                                                                                                   | U 120V-277V<br>347 347V (T8 only)                                                                                                                                                                                                                                                                                                        |  |  |  |  |  |
| <b>SIZE</b>                            | <b>LAMP TYPE</b>                                                                                                                         | <b>DOOR</b>                                         | <b>BALLAST</b>                                                                                                                                                                                                                                                                                  | <b>OPTIONS</b>                                                                                                                                                                                                                                                                                                                           |  |  |  |  |  |
| 22 2' x 2'<br>24 2' x 4'               | 32 4', T8 <sup>1</sup><br>32U6 U-Bent, 6" Leg Spacing T8: 32 Watt (2 lamps)<br>40TT Twin Tube Compact, 2G11 Base: 40 Watt (2 or 3 lamps) | FS White Flush Steel<br>RA White Regressed Aluminum | E Electronic T8, Instant Start<br>3E 3-Lamp Electronic T8, Instant Start<br>4E 4-Lamp Electronic T8, Instant Start<br>EP Electronic T8, Programmed Start<br>3EP 3-Lamp Electronic T8, Programmed Start<br>4EP 4-Lamp Electronic T8, Programmed Start<br>ETT Electronic Twin Tube, Instant Start | F835 35K 78+CRI Full Wattage T8 Lamps Installed<br>F841 41K 78+CRI Full Wattage T8 Lamps Installed<br>F0835 35K 82CRI Full Wattage T8 Lamps Installed<br>F0841 41K 82CRI Full Wattage T8 Lamps Installed<br>EL Emergency Battery Pack, T8<br>EL141 Emergency Battery Pack, 1400 Lumens 1-Lamp T8<br>C388 3-Wire Flex<br>C488 4-Wire Flex |  |  |  |  |  |

<sup>1</sup> Capable of operating 32, 30, 28 or 25 Watt T8 only.




### ZPT - Zero Plenum® Troffer

- Housing depth only 1-1/2"
- Does not intrude into plenum specs
- Unique telescoping housing
- Installs in minutes

#### QS 10 10-Day Quick Ship Ordering Guide

Order Limit Per Fixture Selection: 100

|                                             |                                                                                                |                                                                                     |                                                           |                                                                                                                                                                         |  |  |  |           |  |
|---------------------------------------------|------------------------------------------------------------------------------------------------|-------------------------------------------------------------------------------------|-----------------------------------------------------------|-------------------------------------------------------------------------------------------------------------------------------------------------------------------------|--|--|--|-----------|--|
| <b>ZPT</b>                                  |                                                                                                | <b>2</b>                                                                            |                                                           | <b>G</b>                                                                                                                                                                |  |  |  | <b>EP</b> |  |
| <b>MODEL</b>                                | <b>NO. OF LAMPS</b>                                                                            | <b>CEILING TYPE</b>                                                                 | <b>REFLECTOR</b>                                          | <b>VOLTAGE</b>                                                                                                                                                          |  |  |  |           |  |
| ZPT Zero Plenum® Troffer                    | 2 Two                                                                                          | G Grid Lay-in                                                                       | O Open (N/A with PRF)<br>R Ribbed Curve<br>S Smooth Curve | U 120V-277V<br>347 347V (T5 only)                                                                                                                                       |  |  |  |           |  |
| <b>SIZE</b>                                 | <b>LAMP TYPE</b>                                                                               | <b>SHIELDING</b>                                                                    | <b>BALLAST</b>                                            | <b>OPTIONS</b>                                                                                                                                                          |  |  |  |           |  |
| 22 2' x 2'<br>24 2' x 4'                    | 14 2', T5: 14 Watt<br>24 2', T5HO: 24 Watt<br>28 4', T5: 28 Watt<br>54 4', T5HO: 54 or 51 Watt | LSR Linear Prismatic Lens with Surface Relief Diffuser<br>PRF Metal Perf w/ Overlay | EP Electronic T5, 1.00 Ballast Factor (28W or 54W)        | C38890 3-Wire Flex, 90° Connector<br>EL5 Emergency Battery Pack (N/A 2 x 2)<br>F5835 35K 85CRI T5 or T5HO Lamps Installed<br>F5841 41K 85CRI T5 or T5HO Lamps Installed |  |  |  |           |  |
| <b>ACCESSORIES (ORDER SEPARATELY)</b>       |                                                                                                |                                                                                     |                                                           |                                                                                                                                                                         |  |  |  |           |  |
| ZPTSMK22 ZPT Surface Mounting Kit (2' x 2') |                                                                                                |                                                                                     |                                                           |                                                                                                                                                                         |  |  |  |           |  |
| ZPTSMK24 ZPT Surface Mounting Kit (2' x 4') |                                                                                                |                                                                                     |                                                           |                                                                                                                                                                         |  |  |  |           |  |



### GORK - LED Prismatic Troffer Retrofit Kit

- Low-cost LED retrofit for prismatic troffers
- 100+ lumens per watt
- Available for 2x4 configuration
- Pre-wired for easy installation

#### QS 5 5-Day Quick Ship Ordering Guide

Order Limit Per Fixture Selection: 100

|                       |                                          |                      |                                                            |                                                 |                         |
|-----------------------|------------------------------------------|----------------------|------------------------------------------------------------|-------------------------------------------------|-------------------------|
| <b>GORK</b>           |                                          |                      |                                                            |                                                 | <b>U</b>                |
| <b>MODEL</b>          | <b>SIZE</b>                              | <b>COLOR TEMP</b>    | <b>LUMEN OUTPUT</b>                                        | <b>DRIVER</b>                                   | <b>VOLTAGE</b>          |
| GORK LED Retrofit Kit | 22 2' x 2' Nominal<br>24 2' x 4' Nominal | 35 3500K<br>40 4000K | MW Medium Low Wattage<br>LW Low Wattage<br>ML Medium Lumen | E Fixed Output<br>ED 0-10V Dimming <sup>1</sup> | U Universal 120-277 VAC |

<sup>1</sup> Must be used in conjunction with lighting controls.



### LAW - LED Wraparound

- Low Profile; Nominal 3"
- Replaces 1 & 2 Lamp Fluorescent
- Up to 109 LPW
- DesignLights Consortium\*\*

| Part Number | Catalog Number | UPC Code     | Description                                          | CA 03 | GA 27 | IL 06 | NJ 12 | TX 04 | Wt. each | # on Pallet | DLC QPL |
|-------------|----------------|--------------|------------------------------------------------------|-------|-------|-------|-------|-------|----------|-------------|---------|
| 93088138    | LAW4-35XW-EDU  | 078531132019 | LED 4'Wrap, 3500K, 2370 Lumens, 0-10V Dimming Driver |       |       | •     |       |       | 14.0     | 55          |         |
| 93088139    | LAW4-35HL-EDU  | 078531125226 | LED 4'Wrap, 3500K, 5627 Lumens, 0-10V Dimming Driver |       |       | •     |       |       | 14.0     | 55          |         |
| 93088140    | LAW4-40HL-EDU  | 078531125233 | LED 4'Wrap, 4000K, 5714 Lumens, 0-10V Dimming Driver |       |       | •     |       |       | 14.0     | 55          |         |
| 93088141    | LAW4-35LW-EDU  | 078531132040 | LED 4'Wrap, 3500K, 4409 Lumens, 0-10V Dimming Driver | •     | •     | •     | •     | •     | 14.0     | 55          | •       |
| 93088142    | LAW4-40LW-EDU  | 078531132057 | LED 4'Wrap, 4000K, 4477 Lumens, 0-10V Dimming Driver | •     | •     | •     | •     | •     | 14.0     | 55          | •       |

\*DesignLights Consortium® (DLC) qualified. Please refer to the DLC website for specific product qualifications at www.designlights.org

\*DesignLights Consortium® (DLC) qualified. Please refer to the DLC website for specific product qualifications at www.designlights.org



## AW - Wraparounds

- Low Profile
- Lens Hinges From Either Side
- White Steel Housing
- 2, 3 and 4 Lamp Available

| Part Number     | Catalog Number | UPC Code     | Description                              | CA 03 | GA 27 | IL 06 | NJ 12 | TX 04 | Wt. each | # on Pallet |
|-----------------|----------------|--------------|------------------------------------------|-------|-------|-------|-------|-------|----------|-------------|
| CY222019F000000 | AWN2-217-EU    | 078531009984 | 2-2'T8, 2', 120-277V T8 Elec Ballast     |       |       |       | •     | •     | 8.0      | 110         |
| CY241019F000000 | AWN4-232-EU    | 078531004859 | 2-4'T8, 4', 120-277V T8 Elec Ballast     | •     | •     | •     | •     | •     | 14.0     | 55          |
| CL441019H000000 | AWW4-432-4EU   | 078531004873 | 4-4'T8, 4', 120-277V 4-L T8 Elec Ballast | •     | •     | •     | •     | •     | 14.0     | 33          |
| CY8092746000000 | SHLD AWN 4FT   | 078531001148 | AWN Replacement Lens                     |       |       | •     | •     | •     | 10.0     | 100         |
| CL8092721000000 | SHLD AWW 4FT   | 078531001155 | AWW Replacement Lens                     |       |       | •     | •     | •     | 5.0      | 66          |



## WC - Specification Grade Wraparounds

- Low Profile
- Lens Hinges From Either Side
- White Steel Housing
- 2, 3 and 4 Lamp Available

| Part Number     | Catalog Number   | UPC Code     | Description                          | CA 03 | GA 27 | IL 06 | NJ 12 | TX 04 | Wt. each | # on Pallet |
|-----------------|------------------|--------------|--------------------------------------|-------|-------|-------|-------|-------|----------|-------------|
| CD241019F000000 | WC4-232-EU       | 078531006075 | 2-4'T8, 4', 120-277V T8 Elec Ballast | •     | •     | •     | •     | •     | 13.0     | 48          |
| CD8013802000000 | SHLD ASY WC 4FT  | 078531000998 | WC Replacement Lens - 4'             |       |       | •     | •     |       | 3.1      | 54          |
| CF8013803000000 | SHLD ASY WCW 4FT | 078531001001 | WCW Replacement Lens                 |       |       | •     | •     |       | 10.0     | 80          |

### QS 10-Day Quick Ship Ordering Guide

Order Limit Per Fixture Selection: 100

|                                                  |                         |                                                                                                                                                                                                                                                                                                                                                                                                                                                                                                                                                                                                                                                                                                                                                                                                                                                                                                                                                                                                                                                                                                                                                                                                                  |                         |                                                                                  |
|--------------------------------------------------|-------------------------|------------------------------------------------------------------------------------------------------------------------------------------------------------------------------------------------------------------------------------------------------------------------------------------------------------------------------------------------------------------------------------------------------------------------------------------------------------------------------------------------------------------------------------------------------------------------------------------------------------------------------------------------------------------------------------------------------------------------------------------------------------------------------------------------------------------------------------------------------------------------------------------------------------------------------------------------------------------------------------------------------------------------------------------------------------------------------------------------------------------------------------------------------------------------------------------------------------------|-------------------------|----------------------------------------------------------------------------------|
| MODEL                                            | SIZE                    | LAMP TYPE                                                                                                                                                                                                                                                                                                                                                                                                                                                                                                                                                                                                                                                                                                                                                                                                                                                                                                                                                                                                                                                                                                                                                                                                        | VOLTAGE                 | OPTIONS                                                                          |
| AWN 8 5/16" Wide<br>AWW 1 4/8" Wide              | 4 4'<br>8 8' (AWN only) | 32 4', T8 <sup>1</sup>                                                                                                                                                                                                                                                                                                                                                                                                                                                                                                                                                                                                                                                                                                                                                                                                                                                                                                                                                                                                                                                                                                                                                                                           | U 120V-277V<br>347 347V | EL Emergency Battery Pack<br>EL141 Emergency Battery Pack, 1400 Lumens 1-Lamp T8 |
| NO. OF LAMPS IN CROSS SECTION                    |                         | BALLAST                                                                                                                                                                                                                                                                                                                                                                                                                                                                                                                                                                                                                                                                                                                                                                                                                                                                                                                                                                                                                                                                                                                                                                                                          |                         |                                                                                  |
| 2 Two<br>3 Three (AWW only)<br>4 Four (AWW only) |                         | <b>E</b> Electronic Instant Start<br><b>3E</b> 3-Lamp Electronic T8, Instant Start<br><b>4E</b> 4-Lamp Electronic T8, Instant Start<br><b>EP</b> Electronic T8, Programmed Start<br><b>3EP</b> 3-Lamp Electronic T8, Programmed Start<br><b>4EP</b> 4-Lamp Electronic T8 Programmed Start<br><b>EHL</b> Electronic High Light Output (1.18-1.2 BF)<br><b>3EHL</b> 3-Lamp Electronic T8, High Light Output (1.18-1.2 BF)<br><b>4EHL</b> 4-Lamp Electronic T8, High Light Output (1.18-1.2 BF)<br><b>ELW</b> Electronic Low Watt Output (.77-.78 BF)<br><b>3ELW</b> 3-Lamp Electronic T8, Low Watt Output (.77-.78 BF)<br><b>4ELW</b> 4-Lamp Electronic T8, Low Watt Output (.77-.78 BF)<br><b>EPHL</b> Electronic T8, High Light Output (1.18-1.2 BF), Programmed Start<br><b>3EPHL</b> 3-Lamp Electronic T8, High Light Output (1.18-1.2 BF), Programmed Start<br><b>4EPHL</b> 4-Lamp Electronic T8, High Light Output (1.18-1.2 BF), Programmed Start<br><b>EPLW</b> Electronic T8, Low Watt Output (1.18-1.2 BF), Programmed Start<br><b>3EPLW</b> 3-Lamp Electronic T8, Low Watt Output (1.18-1.2 BF), Programmed Start<br><b>4EPLW</b> 4-Lamp Electronic T8, Low Watt Output (1.18-1.2 BF), Programmed Start |                         |                                                                                  |

<sup>1</sup> Capable of operating 32, 30, 28 or 25 Watt T8 only.



## LCS - LED Striplight

- Perfect for Back-of-house
- 2', 4' and 8'
- Heavy Die-Formed Steel
- DesignLights Consortium\*\*

| Part Number | Catalog Number | UPC Code     | Description                                                   | CA 03 | GA 27 | IL 06 | NJ 12 | TX 04 | Wt. each | # on Pallet | DLC QPL |
|-------------|----------------|--------------|---------------------------------------------------------------|-------|-------|-------|-------|-------|----------|-------------|---------|
| 93080531    | LCS4-35ML-EDU  | 078531122294 | LED 4' Striplight, 3500K, 5000 Lumens, 0-10V Dimming Driver   | •     | •     | •     | •     | •     | 9.0      | 62          | •       |
| 93080532    | LCS4-40ML-EDU  | 078531123888 | LED 4' Striplight, 4000K, 5000 Lumens, 0-10V Dimming Driver   | •     | •     | •     | •     | •     | 9.0      | 62          | •       |
| 93080533    | LCS8-40ML-EDU  | 078531123895 | LED 8' Striplight, 4000K, 11,200 Lumens, 0-10v Dimming Driver |       |       | •     | •     | •     | 12.0     | 62          | •       |



## LCL - LED Striplight

- Lens Eliminates Pixelation
- 2', 4' and 8'
- Heavy Die-Formed Steel
- DesignLights Consortium\*\*

| Part Number | Catalog Number | UPC Code     | Description                                                          | CA 03 | GA 27 | IL 06 | NJ 12 | TX 04 | Wt. each | # on Pallet | DLC QPL |
|-------------|----------------|--------------|----------------------------------------------------------------------|-------|-------|-------|-------|-------|----------|-------------|---------|
| 93080524    | LCL4-35ML-EDU  | 078531124656 | LED 4' Lensed Striplight, 3500K, 5000 Lumens, 0-10V Dimming Driver   | •     | •     | •     | •     |       | 8.0      | 62          | •       |
| 93080525    | LCL4-40ML-EDU  | 078531124663 | LED 4' Lensed Striplight, 4000K, 5000 Lumens, 0-10V Dimming Driver   | •     | •     | •     | •     | •     | 8.0      | 62          | •       |
| 93080526    | LCL8-35ML-EDU  | 078531124670 | LED 8' Lensed Striplight, 3500K, 10,100 Lumens, 0-10V Dimming Driver |       |       | •     | •     |       | 16.0     | 62          | •       |
| 93080528    | LCL8-40ML-EDU  | 078531124687 | LED 8' Lensed Striplight, 4000K, 10,100 Lumens, 0-10V Dimming Driver |       |       | •     |       |       | 16.0     | 62          | •       |

\*DesignLights Consortium® (DLC) qualified. Please refer to the DLC website for specific product qualifications at www.designlights.org

\*DesignLights Consortium® (DLC) qualified. Please refer to the DLC website for specific product qualifications at www.designlights.org





## CS - Striplights

- For Utility and Light Industrial
- Surface or Suspended
- Individual or Row Mounting
- Fluorescent Technology

| Part Number     | Catalog Number | UPC Code     | Description                                     | CA 03 | GA 27 | IL 06 | NJ 12 | TX 04 | Wt. each | # on Pallet |
|-----------------|----------------|--------------|-------------------------------------------------|-------|-------|-------|-------|-------|----------|-------------|
| 04141009F910000 | CS4-132-EU     | 078531006280 | 1-4'T8, 4', 120-277V T8 Elec Ballast            |       | •     | •     | •     | •     | 9.0      | 77          |
| 04241009F910000 | CS4-232-EU     | 078531005016 | 2-4'T8, 4', 120-277V T8 Elec Ballast            | •     | •     | •     | •     | •     | 9.0      | 77          |
| 93022153        | CS4-232-EPU    | 078531016609 | 2-4'T8, 4', 120-277V T8 Elec Prog Start Ballast | •     |       | •     |       | •     | 9.0      | 77          |
| 93038454        | CS4-254-EPU    | 078531022969 | 2-4'T5, 4', 120-277V T5 Elec Ballast            |       |       | •     |       | •     | 9.0      | 77          |
| 03441009H910000 | CS8-232-4EU    | 078531005023 | 4-8'T8, 8', 120-277V 4-L T8 Elec Ballast        | •     | •     | •     | •     | •     | 17.0     | 77          |
| 04275009F910000 | CS8-296T8-EU   | 078531005795 | 2-8'T8, 8', 120-277V T8 Elec Ballast            |       | •     | •     |       | •     | 17.0     | 77          |
| 93038455        | CS8-254-4EPU   | 078531022976 | 4-8'T5, 8', 120-277V 4-L T5 Elec Ballast        |       |       |       | •     | •     | 17.0     | 77          |
| 984084158000000 | CSHC           | 078531000868 | Two 14" chain assemblies for CS and CSR         | •     | •     | •     | •     | •     | 0.2      | N/A         |
| 745013602000000 | CSR4           | 078531001575 | 4' symmetric reflector, white, solid top        | •     |       | •     | •     | •     | 2.0      | N/A         |
| 745013603000000 | CSRU4          | 078531001582 | 4' symmetric reflector, white, uplight          |       |       | •     |       |       | 2.0      | N/A         |
| 982092925000000 | CSWG4          | 078531000882 | 4' Wire Guard for CS series                     | •     | •     | •     | •     | •     | 1.0      | N/A         |
| 985084348700000 | CSZT           | 078531740146 | Zip T-Hanger - 1/2" spacer                      |       |       |       | •     |       | 0.2      | N/A         |



## CH- 1-L Striplights

- For Heavy Duty Narrow Applications
- Surface or Suspended
- Individual or Row Mounting
- Fluorescent Technology

| Part Number     | Catalog Number | UPC Code     | Description                          | CA 03 | GA 27 | IL 06 | NJ 12 | TX 04 | Wt. each | # on Pallet |
|-----------------|----------------|--------------|--------------------------------------|-------|-------|-------|-------|-------|----------|-------------|
| 84122009F910000 | CH2-117-EU     | 078531005047 | 1-2'T8, 2', 120-277V T8 Elec Ballast |       |       | •     | •     | •     | 3.0      | 156         |
| 84131009F910000 | CH3-125-EU     | 078531005054 | 1-3'T8, 3', 120-277V T8 Elec Ballast |       |       |       | •     |       | 7.0      | 156         |
| 84141009F910000 | CH4-132-EU     | 078531005061 | 1-4'T8, 4', 120-277V T8 Elec Ballast |       |       | •     | •     | •     | 7.0      | 156         |
| 845034020000000 | CHRA4          | 078531011970 | 4' Asymmetric Reflector (1-imp only) |       |       |       | •     |       | 1.9      | N/A         |
| 980929240000000 | CHWG4          | 078531002954 | Wire Guard, 4' for CH Strip          | •     |       |       | •     | •     | 10.0     | N/A         |



## CSR - Industrials

- For Industrial Applications
- Surface or Suspended
- Individual or Row Mounting
- Fluorescent Technology

| Part Number     | Catalog Number  | UPC Code     | Description                                               | CA 03 | GA 27 | IL 06 | NJ 12 | TX 04 | Wt. each | # on Pallet |
|-----------------|-----------------|--------------|-----------------------------------------------------------|-------|-------|-------|-------|-------|----------|-------------|
| 56241719F910000 | CSR4-232-ST-EU  | 078531004934 | 2-4'T8, 4', 120-277V T8 Elec Ballast, Solid Reflector     |       |       | •     | •     | •     | 11.0     | 48          |
| 55441719H910000 | CSR8-232-ST-4EU | 078531004941 | 2-4'T8, 8', 120-277V 4-L T8 Elec Ballast, Solid Reflector |       |       | •     | •     | •     | 20.0     | 27          |
| 562092935000000 | CSRWG4          | 078531740139 | 4' Wire Guard for CSR series                              |       |       | •     | •     | •     | 2.5      | N/A         |
| 985084348700000 | CSZT            | 078531740146 | Zip T-Hanger - 1/2" spacer                                |       |       |       | •     |       | 0.2      | N/A         |

### QS 10 10-Day Quick Ship Ordering Guide

Order Limit Per Fixture Selection: 100

|                                                   |                                                                  |                                                                                                                                                                                                                                                                                                                                                                                                                                                                                                                                                                                                                                                                                                                          |                                           |                                                                                                    |                                                                                                                   |  |
|---------------------------------------------------|------------------------------------------------------------------|--------------------------------------------------------------------------------------------------------------------------------------------------------------------------------------------------------------------------------------------------------------------------------------------------------------------------------------------------------------------------------------------------------------------------------------------------------------------------------------------------------------------------------------------------------------------------------------------------------------------------------------------------------------------------------------------------------------------------|-------------------------------------------|----------------------------------------------------------------------------------------------------|-------------------------------------------------------------------------------------------------------------------|--|
| <b>CS</b>                                         | -                                                                |                                                                                                                                                                                                                                                                                                                                                                                                                                                                                                                                                                                                                                                                                                                          | -                                         |                                                                                                    | -                                                                                                                 |  |
| <b>MODEL</b><br>CS Straight-Sided Utility Channel | <b>NO. OF LAMPS IN CROSS SECTION</b><br>1 One<br>2 Two           | <b>BALLAST</b><br>E Electronic T8, Instant Start<br>4E 4-Lamp Electronic T8, Instant Start<br>EP Electronic T8, Programmed Start<br>4EP 4-Lamp Electronic T8, Programmed Start<br>EHL Electronic High Light Output (1.18-1.2 BF)<br>4EHL 4-Lamp Electronic T8, High Light Output (1.18-1.2 BF)<br>ELW Electronic Low Watt Output (.77-.78 BF)<br>4ELW 4-Lamp Electronic T8, Low Watt Output (.77-.78 BF)<br>EPHL Electronic T8, High Light Output (1.18-1.2 BF), Programmed Start<br>4EPHL 4-Lamp Electronic T8, High Light Output (1.18-1.2 BF), Programmed Start<br>EPLW Electronic T8, Low Watt Output (1.18-1.2 BF), Programmed Start<br>4EPLW 4-Lamp Electronic T8, Low Watt Output (1.18-1.2 BF), Programmed Start | <b>VOLTAGE</b><br>U 120V-277V<br>347 347V | <b>OPTIONS</b><br>EL Emergency Battery Pack<br>EL141 Emergency Battery Pack, 1400 Lumens 1-Lamp T8 | <b>ACCESSORIES (ORDER SEPARATELY)</b><br>CSRA4 4' Asymmetric Reflector<br>CSRU4 4' Symmetric Reflector 5% Uplight |  |
| <b>SIZE</b><br>2 2'<br>4 4'<br>8 8'               | <b>LAMP TYPE</b><br>17 2', T8: 17 Watt<br>32 4', T8 <sup>1</sup> |                                                                                                                                                                                                                                                                                                                                                                                                                                                                                                                                                                                                                                                                                                                          |                                           |                                                                                                    |                                                                                                                   |  |

<sup>1</sup> Capable of operating 32, 30, 28 or 25 Watt T8 only.

### QS 10 10-Day Quick Ship Ordering Guide

Order Limit Per Fixture Selection: 100

|                                |                                                   |                                                                                                                                         |                                                     |                                                                                                              |                             |                                                                            |                                                                                                                                                                                                                                                                                  |
|--------------------------------|---------------------------------------------------|-----------------------------------------------------------------------------------------------------------------------------------------|-----------------------------------------------------|--------------------------------------------------------------------------------------------------------------|-----------------------------|----------------------------------------------------------------------------|----------------------------------------------------------------------------------------------------------------------------------------------------------------------------------------------------------------------------------------------------------------------------------|
| <b>CSR</b>                     | -                                                 |                                                                                                                                         | -                                                   |                                                                                                              | -                           |                                                                            |                                                                                                                                                                                                                                                                                  |
| <b>MODEL</b><br>CSR Industrial | <b>NO. OF LAMPS</b><br>2 Two<br>3 Three (T8 only) | <b>REFLECTOR TYPE</b><br>ST Solid Top Reflector<br>U Apertured Reflector for 5% Uplight (Solid Reflector not recommended with HO units) | <b>VOLTAGE</b><br>U 120V-277V<br>347 347V (T8 only) | <b>OPTIONS</b><br>EL Emergency Battery Pack (T8 only)<br>EL141 Emergency Battery Pack, 1400 Lumens 1-Lamp T8 | <b>SIZE</b><br>4 4'<br>8 8' | <b>LAMP TYPE</b><br>32 4', T8 <sup>1</sup><br>96HO 8', T12: 110 or 95 Watt | <b>BALLAST</b><br>E Electronic, Instant Start<br>3E 3-Lamp Electronic T8 (32W), Instant Start<br>4E 4-Lamp Electronic T8 (32W), Instant Start<br>EP Electronic, Programmed Start, T8<br>3EP 3-Lamp Electronic T8, Programmed Start<br>4EP 4-Lamp Electronic T8, Programmed Start |

<sup>1</sup> Capable of operating 32, 30, 28 or 25 Watt T8 only.



## KL - Specification Grade Industrials (Accessories)

- Lamp protection
- Mounting hardware

| Part Number     | Catalog Number | UPC Code     | Description                           | CA 03 | GA 27 | IL 06 | NJ 12 | TX 04 | Wt. each | # on Pallet |
|-----------------|----------------|--------------|---------------------------------------|-------|-------|-------|-------|-------|----------|-------------|
| 820268450000000 | KLWG4          | 078531007478 | 4' Wire Guard for KL series           | •     | •     |       | •     |       | 3.2      | N/A         |
| 984084190000000 | KHC            | 078531000875 | Two 24" chain assemblies for K and KL |       | •     |       | •     |       | 0.3      | N/A         |

### QS 10-Day Quick Ship Ordering Guide

Order Limit Per Fixture Selection: 50

|                                                                                                                                                                   |                                                                                                                                                        |                                                                                                                                                                                                                                                                                                                                                                                                                        |                                                     |                                                                                                                                      |  |
|-------------------------------------------------------------------------------------------------------------------------------------------------------------------|--------------------------------------------------------------------------------------------------------------------------------------------------------|------------------------------------------------------------------------------------------------------------------------------------------------------------------------------------------------------------------------------------------------------------------------------------------------------------------------------------------------------------------------------------------------------------------------|-----------------------------------------------------|--------------------------------------------------------------------------------------------------------------------------------------|--|
| <b>KL</b>                                                                                                                                                         |                                                                                                                                                        |                                                                                                                                                                                                                                                                                                                                                                                                                        |                                                     |                                                                                                                                      |  |
| <b>MODEL</b><br>KL Premium Industrial                                                                                                                             | <b>NO. OF LAMPS</b><br>2 Two<br>3 Three                                                                                                                | <b>REFLECTOR TYPE</b><br>U Apertured Uplight Reflector<br>ST Solid Top                                                                                                                                                                                                                                                                                                                                                 | <b>VOLTAGE</b><br>U 120V-277V<br>347 347V (T8 only) | <b>OPTIONS</b><br>EL Emergency Battery Pack<br>EL5 Emergency Battery Pack, T5<br>EL141 Emergency Battery Pack, 1400 Lumens 1-Lamp T8 |  |
| <b>SIZE</b><br>4 4'<br>8 8'                                                                                                                                       | <b>LAMP TYPE</b><br>32 4', T8 <sup>1</sup><br>54 4', T5HO: 54 or 51 Watt<br>96T8 8', T8: 59 Watt (2-Lamp only)<br>96T8HO 8', T8: 86 Watt (2-Lamp only) | <b>BALLAST</b><br>E Electronic, Instant Start<br>3E 3-Lamp Electronic T8 (32W), Instant Start<br>4E 4-Lamp Electronic T8 (32W), Instant Start<br>EP Electronic, Programmed Start, T5HO or T8<br>3EP 3-Lamp Electronic T5HO or T8, Programmed Start<br>4EP 4-Lamp Electronic T5HO or T8, Programmed Start<br>Instant Start ballasts available for 32 and 96T8. Programmed Start ballasts available for all except 96T8. |                                                     |                                                                                                                                      |  |
| <b>ACCESSORIES (ORDER SEPARATELY)</b><br>KLEC Full Depth Endcap (pair)<br>KZT Zip-Tee Hanger<br>KLRU4 4' 5% Uplight Reflector Only<br>KTH Slide Clamp Tong Hanger |                                                                                                                                                        |                                                                                                                                                                                                                                                                                                                                                                                                                        |                                                     |                                                                                                                                      |  |

<sup>1</sup> Capable of operating 32, 30, 28 or 25 Watt T8 only.



## LLHV - VersaBay® High Bay / LED

- VersaBay® LED High Bay
- Replaces 150W to 1,000W HID
- Narrow and Wide Distribution
- DesignLights Consortium\*\*

| Part Number | Catalog Number           | UPC Code     | Description                                  | CA 03 | GA 27 | IL 06 | NJ 12 | TX 04 | Wt. each | # on Pallet | DLC QPL |
|-------------|--------------------------|--------------|----------------------------------------------|-------|-------|-------|-------|-------|----------|-------------|---------|
| 93077527    | LLHV4-40H-NST-EDU        | 078531125592 | LED 4', 120-277V, 2 Drivers                  |       | •     |       |       |       | 20.0     | 24          | •       |
| 93077528    | LLHV4-40L-WST-EDU        | 078531126162 | LED 4', 120-277V, 1 Driver                   | •     | •     |       | •     |       | 20.0     | 24          | •       |
| 93077526    | LLHV4-40M-WST-EDU        | 078531024000 | LED 4', 120-277V, 1 Driver                   | •     | •     | •     | •     | •     | 20.0     | 24          | •       |
| 93077525    | LLHV4-40H-WST-EDU        | 078531024017 | LED 4', 120-277V, 2 Drivers                  | •     | •     | •     | •     | •     | 20.0     | 24          | •       |
| 93077530    | LLHV4-50L-WST-EDU-OS1360 | 078531125028 | LED 4', 120-277V, 1 Driver, Wasp 360° Sensor | •     |       |       |       |       | 20.1     | 24          | •       |
| 93077529    | LLHV4-50M-WST-EDU-OS1360 | 078531125011 | LED 4', 120-277V, 1 Driver, Wasp 360° Sensor | •     |       |       |       |       | 20.2     | 24          | •       |

### QS 10-Day Quick Ship Ordering Guide

Order Limit Per Fixture Selection: 100

|                                             |                                                                     |                                                                  |                                                     |                                                                                                                                                                                                                                                                                       |           |  |          |  |
|---------------------------------------------|---------------------------------------------------------------------|------------------------------------------------------------------|-----------------------------------------------------|---------------------------------------------------------------------------------------------------------------------------------------------------------------------------------------------------------------------------------------------------------------------------------------|-----------|--|----------|--|
| <b>LLHV</b>                                 | <b>4</b>                                                            |                                                                  |                                                     |                                                                                                                                                                                                                                                                                       | <b>ST</b> |  | <b>U</b> |  |
| <b>MODEL</b><br>LLHV VersaBay® LED High Bay | <b>COLOR TEMP</b><br>40 4000K<br>50 5000K                           | <b>REFLECTOR</b><br>N Narrow Distribution<br>W Wide Distribution | <b>VOLTAGE</b><br>U 120V-277V                       | <b>OPTIONS</b><br>C6TL15_ 6' Cord and Twist-Lock™ Plug 15A (Add Voltage: 1=120, 2=277)<br>C6TL20_ 6' Cord and Twist-Lock™ Plug 20A (Add Voltage: 1=120, 2=277)<br>C6P151 6' Cord and Straight Blade Plug 15A, 120V<br>ELL14 Emergency Battery Pack Installed, 1400 Lumen <sup>1</sup> |           |  |          |  |
| <b>SIZE</b><br>4 4'                         | <b>LUMEN OUTPUT</b><br>L Low Watt<br>M Medium Lumen<br>H High Lumen | <b>UPLIGHT</b><br>ST Solid Top (no uplight)                      | <b>DRIVER</b><br>E Fixed Output<br>ED 0-10V Dimming |                                                                                                                                                                                                                                                                                       |           |  |          |  |

<sup>1</sup> ELL14 reduces max ambient temperature to 40°C. If combined with lens max is 30°C.



### LHA - Industrial Fluorescent High Bay

- Economical and Serviceable
- Compact, Open body, 2" Height
- Rotary Locking Lampholders
- Quick and Easy Mounting

| Part Number | Catalog Number            | UPC Code     | Description                                                                                                   | CA 03 | GA 27 | IL 06 | NJ 12 | TX 04 | Wt. each | # on Pallet |
|-------------|---------------------------|--------------|---------------------------------------------------------------------------------------------------------------|-------|-------|-------|-------|-------|----------|-------------|
| LHA000025   | LHA4-632-NU-3EHLU         | 078531022136 | 6-4'T8, 4', 120-277V (2) 3-L T8 HL Elec Ballast Narrow Distribution, Uplight Reflector                        |       |       | ●     |       |       | 24.0     | 24          |
| LHA000040   | LHA4-654-NST-24EPU        | 078531022488 | 6-4'T5, 4', 120-277V 2 & 4-L T5 Elec Ballast Narrow Distribution, Solid Reflector                             |       |       | ●     |       |       | 26.0     | 24          |
| LHA000041   | LHA4-654-NU-24EPU         | 078531022150 | 6-4'T5, 4', 120-277V 2 & 4-L T5 Elec Ballast, Narrow Distribution, Uplight Reflector                          |       |       | ●     |       |       | 26.0     | 24          |
| LHA000043   | LHA4-654-NU-24EPU-F554841 | 078531022167 | 6-4'T5, 4', 120-277V 2 & 4-L T5 Elec Ballast, 54 Watt Lamps Installed, Narrow Distribution, Uplight Reflector |       |       |       |       | ●     | 26.0     | 24          |

#### QS 5 5-Day Quick Ship Ordering Guide

Order Limit Per Fixture Selection: 150

**LHA** **4** - [ ] - [ ] - [ ] - [ ] - [ ]

| SIZE                                | NO. OF LAMPS                                         | REFLECTOR                                                                       | UPLIGHT                                                                      | VOLTAGE                                                                  | OPTIONS                                                                                                                                                                                                       |
|-------------------------------------|------------------------------------------------------|---------------------------------------------------------------------------------|------------------------------------------------------------------------------|--------------------------------------------------------------------------|---------------------------------------------------------------------------------------------------------------------------------------------------------------------------------------------------------------|
| 4 4'                                | 4 Four<br>6 Six                                      | N Narrow Distribution<br>W Wide Distribution                                    | ST Solid Top<br>U Uplight                                                    | U 120V-277V<br>347 347V                                                  | EL141 Emergency Battery Pack, T8, 1400 Lumens<br>EL5H Emergency Battery Pack, T5, 1250 Lumens<br>F3C5 3-Conductor Cord<br>F4C5 4-Conductor Cord<br>F3C10 3-Conductor Cord, 10'<br>F4C10 4-Conductor Cord, 10' |
| MODEL                               | LAMP TYPE                                            | BALLAST                                                                         |                                                                              | LAMPS INSTALLED                                                          |                                                                                                                                                                                                               |
| LHA Industrial Fluorescent High Bay | 32 4', T8 <sup>1</sup><br>54 4', T5H0: 54 or 51 Watt | LHA4-454<br>4EP (1) 4-Lamp Electronic T5H0, Programmed Start                    | LHA4-654<br>24EP (1) 2-Lamp and (1) 4-Lamp Electronic T5H0, Programmed Start | T8<br>F841 4100K 78+CRI 32W T8<br>F850 5000K 78+CRI 32W T8               |                                                                                                                                                                                                               |
|                                     |                                                      | LHA4-432<br>4EHL (1) 4-Lamp Electronic T8, High Light Output, Instant Start     | LHA4-632<br>3EHL (2) 3-Lamp Electronic T8, High Light Output, Instant Start  | T5H0<br>F554841 54 Watt, 85 CRI, 4100K<br>F554850 54 Watt, 85 CRI, 5000K |                                                                                                                                                                                                               |
|                                     |                                                      | LHA4-632<br>3EPHL (2) 3-Lamp Electronic T8, High Light Output, Programmed Start |                                                                              |                                                                          |                                                                                                                                                                                                               |

<sup>1</sup> Capable of operating 32, 30, 28 or 25 Watt T8 only.



### LHV - VersaBay® High Bay

- VersaBay® Fluorescent High Bay
- Advanced Thermal Management
- Replaces 400W MH
- Easy To Install, "Plug and Play"

| Part Number | Catalog Number            | UPC Code     | Description                                                             | CA 03 | GA 27 | IL 06 | NJ 12 | TX 04 | Wt. each | # on Pallet |
|-------------|---------------------------|--------------|-------------------------------------------------------------------------|-------|-------|-------|-------|-------|----------|-------------|
| LHV000029   | LHV4-632-M4RU-3EHLU-FO850 | 078531016845 | 6-4'T8, 4', 120-277V (2) 3-L T8 HL Elec Ballast, 5000K Lamps            |       |       | ●     |       |       | 24.0     | 24          |
| LHV000009   | LHV4-632-M4RU-3EHLU       | 078531011048 | 6-4'T8, 4', 120-277V (2) 3-L T8 HL Elec Ballast,                        |       |       |       | ●     |       | 24.0     | 24          |
| LHV000006   | LHV4-654-M4RU-24EPU       | 078531011031 | 6-4'T5, 4', 120-277V 2 & 4-L T5 Elec Ballast                            |       |       | ●     | ●     |       | 26.0     | 24          |
| LHVOS1360   | LHVOS1360                 | 078531023584 | Occupancy/Daylight Sensor, with a 360° lens, 120/277/347V, One Relay    |       |       | ●     |       |       | 25.0     | N/A         |
| LHVQM10     | LHVQM10                   | 078531012526 | Aircraft Cable Hangers, 10' (pair)                                      | ●     | ●     | ●     | ●     | ●     | 0.6      | N/A         |
| LHVQM5      | LHVQM5                    | 078531012670 | Aircraft Cable Hangers, 5' (pair)                                       | ●     | ●     | ●     | ●     | ●     | 0.5      | N/A         |
| LHVSP       | LHVSP                     | 078531011338 | Side Panels (pair)                                                      |       |       | ●     |       |       | 5.0      | N/A         |
| LHVSPM5     | LHVSPM5                   | 078531012656 | Single Point Mounting Kit, Includes Aircraft Cable, 5' (pair)           |       |       | ●     | ●     |       | 5.0      | N/A         |
| LHVTH       | LHVTH                     | 078531012649 | Tong Hanger (pair)                                                      | ●     | ●     | ●     | ●     | ●     | 0.6      | N/A         |
| LHVWG4-4    | LHVWG4-4                  | 078531012625 | Cage Wireguard, 4-L, White                                              | ●     | ●     | ●     | ●     | ●     | 5.0      | N/A         |
| LHVWG4-6    | LHVWG4-6                  | 078531012618 | Cage Wireguard, 6-L, White                                              | ●     | ●     | ●     | ●     | ●     | 5.0      | N/A         |
| C6P15-120   | C6P15-120                 | 078531016111 | Cord and Plug Kit (white), 6 ft Straight Blade Nema 5-15P, 15 amp, 120V |       |       | ●     |       |       | 0.8      | N/A         |
| C6TL15-120  | C6TL15-120                | 078531016098 | Cord and Plug Kit (white), 6 ft Twist Lock Nema L5-15P, 15 amp, 120V    |       |       | ●     |       |       | 0.8      | N/A         |
| C6TL15-277  | C6TL15-277                | 078531016104 | Cord and Plug Kit (white), 6 ft Twist Lock Nema L7-15P, 15 amp, 277V    |       |       | ●     |       |       | 0.8      | N/A         |
| LHV4CA      | LHV4CA                    | 078531016203 | Clear Acrylic Lens for 4 lamp                                           |       |       | ●     |       |       | 2.5      | N/A         |
| LHV4FWG     | LHV4FWG                   | 078531016173 | Flat Wire Guard for 4 lamp                                              |       |       | ●     |       |       | 2.5      | N/A         |
| LHV4SPJ     | LHV4SPJ                   | 078531016142 | Side Panels and End Jaw (pair) for 4 lamp                               |       |       | ●     |       |       | 2.5      | N/A         |
| LHV6CA      | LHV6CA                    | 078531016210 | Clear Acrylic Lens for 6 lamp                                           |       |       | ●     |       |       | 2.5      | N/A         |
| LHV6FWG     | LHV6FWG                   | 078531016180 | Flat Wire Guard for 6 lamp                                              |       |       | ●     |       |       | 2.5      | N/A         |
| LHV6SPJ     | LHV6SPJ                   | 078531016159 | Side Panels and End Jaw (pair) for 6 lamp                               |       |       | ●     |       |       | 2.5      | N/A         |

#### QS 5 5-Day Quick Ship Ordering Guide

Order Limit Per Fixture Selection: 150

**LHV** **4** - [ ] - [ ] - [ ] - [ ] - [ ]

| SIZE                               | NO. OF LAMPS                                         | REFLECTOR                                                                                    | UPLIGHT                                                                      | VOLTAGE                                                  | OPTIONS                                                                                                                                                                                                                             |
|------------------------------------|------------------------------------------------------|----------------------------------------------------------------------------------------------|------------------------------------------------------------------------------|----------------------------------------------------------|-------------------------------------------------------------------------------------------------------------------------------------------------------------------------------------------------------------------------------------|
| 4 4'                               | 4 Four<br>6 Six                                      | M4R 95% Reflective Specular Aluminum (Narrow Beam)<br>GW Gloss White (Wide Beam)             | ST Solid Top<br>U Uplight                                                    | U 120V-277V<br>347 347V<br>480 480V <sup>2</sup>         | EL141 Emergency Battery Pack, T8, 1400 Lumens (120-277V)<br>EL5H Emergency Battery Pack, T5, 1250 Lumens (120-277V)<br>F3C5 3-Conductor Cord<br>F4C5 4-Conductor Cord<br>F3C10 3-Conductor Cord, 10'<br>F4C10 4-Conductor Cord, 10' |
| MODEL                              | LAMP TYPE                                            | BALLAST                                                                                      |                                                                              | LAMPS INSTALLED                                          |                                                                                                                                                                                                                                     |
| LHV VersaBay® Fluorescent High Bay | 32 4', T8 <sup>1</sup><br>54 4', T5H0: 54 or 51 Watt | LHV4-454<br>4EP (1) 4-Lamp Electronic T5H0, Programmed Start                                 | LHV4-654<br>24EP (1) 2-Lamp and (1) 4-Lamp Electronic T5H0, Programmed Start | T8<br>F841 4100K 82CRI 32W T8<br>F850 5000K 82CRI 32W T8 |                                                                                                                                                                                                                                     |
|                                    |                                                      | LHV4-432<br>4EHL (1) 4-Lamp Electronic T8, High Light Output, Instant Start (N/A 480V)       | LHV4-632<br>3EHL (2) 3-Lamp Electronic T8, High Light Output, Instant Start  | T5H0<br>F5841 4100K 85CRI<br>F5850 5000K 85CRI           |                                                                                                                                                                                                                                     |
|                                    |                                                      | LHV4-632<br>3EPHL (2) 3-Lamp Electronic T8, High Light Output, Programmed Start <sup>3</sup> |                                                                              |                                                          |                                                                                                                                                                                                                                     |

<sup>1</sup> Capable of operating 32, 30, 28 or 25 Watt T8 only.  
<sup>2</sup> 480V option on T5H0 units only.  
<sup>3</sup> N/A in 347V.



### LWS - 16" x 24" LED Suspended High/Low Bay

- Compact LED Highbay
- Wide Distribution
- Optional TIR Optics Available
- DesignLights Consortium\*\*

| Part Number | Catalog Number | UPC Code     | Description                                                                          | CA 03 | GA 27 | IL 06 | NJ 12 | TX 04 | Wt. each | # on Pallet | DLC QPL |
|-------------|----------------|--------------|--------------------------------------------------------------------------------------|-------|-------|-------|-------|-------|----------|-------------|---------|
| 93081654    | LWS-40HL-W-EDU | 078531126445 | LED 16" x 24" LED Suspended High/Low Bay, 4000K, 15,554 Lumens, 0-10V Dimming Driver |       |       | •     | •     | •     | 18       | 25          | •       |
| 93069013    | LWS-40XL-W-EDU | 078531126452 | LED 16" x 24" LED Suspended High/Low Bay, 4000K, 18,900 Lumens, 0-10V Dimming Driver |       |       | •     | •     | •     | 18       | 25          | •       |
| 93069014    | LWS-SFA 10-PK  | 078531126469 | Smooth Frosted Acrylic Wrap Lens                                                     |       |       | •     | •     | •     | 10       | NA          |         |
| LWSQM10     | LWSQM10        | 078531126582 | Aircraft Cable 10' (Pair)                                                            |       |       | •     | •     |       | NA       | NA          |         |



### LXEN - LED Enclosed & Gasketed Fiberglass

- IP65 & IP67 Rated
- Standard Ambient -20°C to 25°C
- DesignLights Consortium\*\*

| Part Number | Catalog Number     | UPC Code     | Description                                         | CA 03 | GA 27 | IL 06 | NJ 12 | TX 04 | Wt. each | # on Pallet | DLC QPL |
|-------------|--------------------|--------------|-----------------------------------------------------|-------|-------|-------|-------|-------|----------|-------------|---------|
| 93068900    | LXEN4-40XW-RFA-EDU | 078531126346 | LED 4' Extreme Enclosure Narrow, 4000K, 2100 Lumens |       |       | •     |       |       | 8        | 60          | •       |



### LXEM - LED Enclosed & Gasketed Luminaire

- IP65 & IP67 Rated
- Standard Ambient -20°C to 25°C
- DesignLights Consortium\*\*

| Part Number | Catalog Number     | UPC Code     | Description                            | CA 03 | GA 27 | IL 06 | NJ 12 | TX 04 | Wt. each | # on Pallet | DLC QPL |
|-------------|--------------------|--------------|----------------------------------------|-------|-------|-------|-------|-------|----------|-------------|---------|
| 93085493    | LXEM4-35ML-RFA-EDU | 078531131821 | LED 4' Vapor Tight, 3500K, 4900 Lumens |       |       | •     | •     | •     | 14.0     | 55          | •       |
| 93085492    | LXEM4-40HL-RFA-EDU | 078531124700 | LED 4' Vapor Tight, 4000K, 6000 Lumens |       |       | •     | •     |       | 14.0     | 55          | •       |
| 93085491    | LXEM4-40ML-RFA-EDU | 078531123932 | LED 4' Vapor Tight, 4000K, 4900 Lumens | •     |       | •     | •     | •     | 14.0     | 55          | •       |
| 93085494    | LXEM8-40ML-RFA-EDU | 078531125189 | LED 8' Vapor Tight, 4000K, 9850 Lumens |       |       | •     | •     |       | 30.0     | 45          | •       |



### 10-Day Quick Ship Ordering Guide

Order Limit Per Fixture Selection: 50

| LXEM |                           | SIZE         | COLOR TEMP           | LUMEN OUTPUT                                                          | SHIELDING                  | DRIVER                                                     | VOLTAGE     | OPTIONS                                                                                                                              |
|------|---------------------------|--------------|----------------------|-----------------------------------------------------------------------|----------------------------|------------------------------------------------------------|-------------|--------------------------------------------------------------------------------------------------------------------------------------|
| LXEM | LED Enclosed and Gasketed | 4 4'<br>8 8' | 35 3500K<br>40 4000K | LW Low Watt<br>ML Medium Lumen<br>HL High Lumen<br>VL Very High Lumen | RFA Ribbed Frosted Acrylic | E Fixed Output<br>ED 0-10V Dimming<br>ED1 0-10V 1% Dimming | U 120V-277V | SSL Stainless Steel Tamper Resistant Ready Latches<br>TP Tamper Proof Latches<br>ELL14 Emergency Battery Pack Installed, 1400 Lumens |

\*DesignLights Consortium® (DLC) qualified. Please refer to the DLC website for specific product qualifications at www.designlights.org

\*DesignLights Consortium® (DLC) qualified. Please refer to the DLC website for specific product qualifications at www.designlights.org



### XEM - Low Profile Enclosed/Gasketed Industrials

- IP65 All Sizes
- IP67, 4' and 8'
- Standard Ambient -20°C to 25°C
- T8, T5 and T5HO Fluorescent

| Part Number | Catalog Number  | UPC Code     | Description                                                               | CA 03 | GA 27 | IL 06 | NJ 12 | TX 04 | Wt. each | # on Pallet |
|-------------|-----------------|--------------|---------------------------------------------------------------------------|-------|-------|-------|-------|-------|----------|-------------|
| 93049168    | XEM4-232-RA-EU  | 078531023720 | Vapor Tight 2-4' T8, 4'; 120-277V T8 Elec Ballast, Fiberglass Housing     | •     | •     | •     | •     | •     | 14.0     | 55          |
| 93049169    | XEM8-232-RA-4EU | 078531023737 | Vapor Tight 4-4' T8, 8'; 120-277V 4-L T8 Elec Ballast, Fiberglass Housing |       | •     | •     |       | •     | 29.0     | 45          |

### 10-Day Quick Ship Ordering Guide

Order Limit Per Fixture Selection: 50

**XEM** - **2**

| MODEL                                                       | SIZE         | NO. OF LAMPS IN CROSS SECTION | LAMP TYPE                                                                                   | BALLAST                                                                                                                                                | VOLTAGE                           | OPTIONS                                               |
|-------------------------------------------------------------|--------------|-------------------------------|---------------------------------------------------------------------------------------------|--------------------------------------------------------------------------------------------------------------------------------------------------------|-----------------------------------|-------------------------------------------------------|
| XEM Low Profile Enclosed and Gasketed Fiberglass Industrial | 4 4'<br>8 8' | 2 Two                         | 32 4', T8 1<br>48T8HO 4', T8HO: 44 Watt<br>96T8 8', T8: 59 Watt<br>96T8HO 8', T8HO: 86 Watt | E Electronic T8, Instant Start<br>4E 4-Lamp Electronic T8, Instant Start<br>EP Electronic, Programmed Start<br>4EP 4-Lamp Electronic, Programmed Start | U 120V-277V<br>347 347V (T8 only) | TP Tamper Proof Screws<br>SSL Stainless Steel Latches |
|                                                             |              |                               | <b>LENS TYPE</b><br>RA Ribbed Acrylic (Standard)                                            | <b>BALLAST FACTOR</b><br>Blank 0.88BF (Standard)                                                                                                       |                                   |                                                       |

### Accessories

| Part Number     | Catalog Number | UPC Code     | Description              | CA 03 | GA 27 | IL 06 | NJ 12 | TX 04 | Wt. each | # on Pallet |
|-----------------|----------------|--------------|--------------------------|-------|-------|-------|-------|-------|----------|-------------|
| FK14            | FK14           | 078531000745 | 1x4 Flange Kit           | •     | •     | •     | •     | •     | 5.0      | N/A         |
| FK22            | FK22           | 078531000752 | 2x2 Flange Kit           | •     | •     | •     | •     | •     | 5.0      | N/A         |
| FK24            | FK24           | 078531038991 | 2x4 Flange Kit           | •     | •     | •     | •     | •     | 5.0      | N/A         |
| GLH5            | GLH5           | 078531012700 | 5' Adjustable Cable Kit  | •     | •     | •     | •     | •     | 0.3      | N/A         |
| GLH10           | GLH10          | 078531013127 | 10' Adjustable Cable Kit | •     | •     | •     | •     | •     | 0.4      | N/A         |
| 980000011000000 | S18            | 078531000790 | 18" Stem and Canopy      | •     | •     | •     | •     | •     | 8.0      | N/A         |
| 980000010000000 | SS18           | 078531003456 | 18" Stem only            | •     | •     | •     | •     | •     | 5.0      | N/A         |



### CCL - Center-Lens Troffer

- Architectural appearance
- IC Rated
- Up to 118 LPW
- Recessed mount
- DesignLights Consortium\*\*

| Part Number | Catalog Number | UPC Code     | Description                                                           | CA 03 | GA 27 | IL 06 | NJ 12 | TX 04 | Wt. each | # on Pallet | DLC QPL |
|-------------|----------------|--------------|-----------------------------------------------------------------------|-------|-------|-------|-------|-------|----------|-------------|---------|
| 93077477    | CCL22-3335     | 078531127503 | 2X2 LED Center Lens Troffer, 3300 Lumens, 3500K, 0-10V Dimming Driver | •     | •     | •     | •     |       | 15.0     | 40          | •       |
| 93077478    | CCL22-3340     | 078531127510 | 2X2 LED Center Lens Troffer, 3300 Lumens, 4000K, 0-10V Dimming Driver | •     | •     | •     | •     |       | 15.0     | 40          | •       |
| 93077479    | CCL24-5035     | 078531127527 | 2X4 LED Center Lens Troffer, 5000 Lumens, 3500K, 0-10V Dimming Driver | •     | •     | •     | •     |       | 20.0     | 20          | •       |
| 93077480    | CCL24-5040     | 078531127534 | 2X4 LED Center Lens Troffer 5000 Lumens, 4000K, 0-10V Dimming Driver  | •     | •     | •     | •     |       | 20.0     | 20          | •       |



### CSL - Striplight

- Narrow profile (2 1/4")
- Up to 112 LPW
- Surface mount on wall or ceiling
- DesignLights Consortium\*\*

| Part Number | Catalog Number | UPC Code     | Description                                                  | CA 03 | GA 27 | IL 06 | NJ 12 | TX 04 | Wt. each | # on Pallet | DLC QPL |
|-------------|----------------|--------------|--------------------------------------------------------------|-------|-------|-------|-------|-------|----------|-------------|---------|
| 93075541    | CSL4-4035      | 078531127442 | 4ft LED Striplight, 4000 Lumens, 3500K, 0-10V Dimming Driver | •     | •     | •     | •     |       | 4.9      | 120         | •       |
| 93075542    | CSL4-4040      | 078531127459 | 4ft LED Striplight, 4000 Lumens, 4000K, 0-10V Dimming Driver | •     | •     | •     | •     |       | 4.9      | 120         | •       |
| 93075543    | CSL8-8035      | 078531127466 | 8ft LED Striplight, 8000 Lumens, 3500K, 0-10V Dimming Driver | •     | •     | •     | •     |       | 10.8     | 120         | •       |
| 93075544    | CSL8-8040      | 078531127473 | 8ft LED Striplight, 8000 Lumens, 4000K, 0-10V Dimming Driver | •     | •     | •     | •     |       | 10.8     | 120         | •       |




### CWP - Wrap Luminaire

- Sturdy construction
- Up to 124 LPW
- Surface mount
- DesignLights Consortium\*\*

| Part Number | Catalog Number | UPC Code     | Description                                            | CA 03 | GA 27 | IL 06 | NJ 12 | TX 04 | Wt. each | # on Pallet | DLC QPL |
|-------------|----------------|--------------|--------------------------------------------------------|-------|-------|-------|-------|-------|----------|-------------|---------|
| 93075545    | CWP4-4035      | 078531127480 | 4ft LED Wrap, 4000 Lumens, 3500K, 0-10V Dimming Driver | •     | •     | •     | •     |       | 10.8     | 33          | •       |
| 93075546    | CWP4-4040      | 078531127497 | 4ft LED Wrap, 4000 Lumens, 4000K, 0-10V Dimming Driver | •     | •     | •     | •     |       | 10.8     | 33          | •       |

\*DesignLights Consortium® (DLC) qualified. Please refer to the DLC website for specific product qualifications at www.designlights.org

\*DesignLights Consortium® (DLC) qualified. Please refer to the DLC website for specific product qualifications at www.designlights.org





### LP7- Plank 7" LED

**QS 10** 10-Day Quick Ship Ordering Guide  
Order Limit 1000' Linear Feet (See Alera Express Brochure for Limitations and Details.)

LP7 - OA - [ ] - [ ] - [ ] - [ ] - CM - [ ] - [ ] - U - MW - [ ]

| MODEL            | ROW LENGTH                                                                                                                                                                                                     | LUMEN PACKAGE                                                                             | SUSPENSION LENGTH                                                                                                                                            | VOLTAGE               | OPTIONS                                                                                                                                                                                                                                                                                                                                                                           |
|------------------|----------------------------------------------------------------------------------------------------------------------------------------------------------------------------------------------------------------|-------------------------------------------------------------------------------------------|--------------------------------------------------------------------------------------------------------------------------------------------------------------|-----------------------|-----------------------------------------------------------------------------------------------------------------------------------------------------------------------------------------------------------------------------------------------------------------------------------------------------------------------------------------------------------------------------------|
| LP7 Plank 7" LED | 4 4' Single<br>8 8' Single<br>— Indicate row length over 8' in 4' increments<br><b>Note:</b> Rows over 8' will be configured by Alera. Example: 16' will be (2) 8'. Alternate configurations: contact factory. | VW Very Low Watt<br>LW Low Watt<br>ML Medium Lumen<br>HL High Lumen<br>VL Very High Lumen | 48 48"<br>96 96"<br>Other lengths available on request                                                                                                       | U 120V-277V           | AB A/B Circuitry<br>ELL10 Emergency Battery Pack <sup>3</sup><br>EMC One Emergency Circuit <sup>1</sup><br>GTD Generator Transfer Device <sup>1,3</sup><br>NLC One Night Light Circuit <sup>1</sup><br>GLR Fast Blow Fuse<br>TBAR TBAR Clips<br>DC Dust Cover<br>SLC Sloped Ceiling Coupler<br>UB Upper Lower Separate Circuits<br><i>(not for 20% or 100% down distribution)</i> |
| SHIELDING        | LED COLOR                                                                                                                                                                                                      | MOUNTING METHOD                                                                           | DISTRIBUTION                                                                                                                                                 | FINISH                | DRIVER                                                                                                                                                                                                                                                                                                                                                                            |
| OA Acrylic Lens  | 30 3000K<br>35 3500K<br>40 4000K                                                                                                                                                                               | CM Adjustable Aircraft Cable Mount (Std.)                                                 | 20 80% Up / 20% Down<br>40 60% Up / 40% Down <sup>2</sup><br>60 40% Up / 60% Down <sup>2</sup><br>80 20% Up / 80% Down <sup>2</sup><br>100 0% Up / 100% Down | MW Matte White (Std.) | E Fixed Output<br>ED 0-10V Dimming                                                                                                                                                                                                                                                                                                                                                |

Specifications apply. Please see Alera Express Program Rules page.  
<sup>1</sup> Additional feed drop per EMC, NLC or GTD. (For through wiring, contact factory.)  
<sup>2</sup> Optional down light reflector provides approximate patterns. Distribution pattern results may vary.  
<sup>3</sup> For additional, specify quantity before nomenclature (Example: 2ELL10).



### LP7 WM - Plank 7" LED Wall Mount

**QS 10** 10-Day Quick Ship Ordering Guide  
Order Limit 1000' Linear Feet (See Alera Express Brochure for Limitations and Details.)

LP7 - OA - [ ] - [ ] - [ ] - [ ] - WM - [ ] - [ ] - U - MW - [ ]

| MODEL            | ROW LENGTH                                                                                                                                                                                                     | LUMEN PACKAGE                                                                                                                                                | MOUNTING METHOD       | VOLTAGE                            | OPTIONS                                                                                                                                                                                                                                                                                                                                             |
|------------------|----------------------------------------------------------------------------------------------------------------------------------------------------------------------------------------------------------------|--------------------------------------------------------------------------------------------------------------------------------------------------------------|-----------------------|------------------------------------|-----------------------------------------------------------------------------------------------------------------------------------------------------------------------------------------------------------------------------------------------------------------------------------------------------------------------------------------------------|
| LP7 Plank 7" LED | 4 4' Single<br>8 8' Single<br>— Indicate row length over 8' in 4' increments<br><b>Note:</b> Rows over 8' will be configured by Alera. Example: 16' will be (2) 8'. Alternate configurations: contact factory. | VW Very Low Watt<br>LW Low Watt<br>ML Medium Lumen<br>HL High Lumen<br>VL Very High Lumen                                                                    | WM Wall Mount         | U 120V-277V                        | AB A/B Circuitry<br>ELL10 Emergency Battery Pack <sup>3</sup><br>EMC One Emergency Circuit <sup>1</sup><br>GTD Generator Transfer Device <sup>1,3</sup><br>NLC One Night Light Circuit <sup>1</sup><br>GLR Fast Blow Fuse<br>TBAR TBAR Clips<br>DC Dust Cover<br>UB Upper Lower Separate Circuits<br><i>(not for 20% or 100% down distribution)</i> |
| SHIELDING        | LED COLOR                                                                                                                                                                                                      | DISTRIBUTION                                                                                                                                                 | FINISH                | DRIVER                             |                                                                                                                                                                                                                                                                                                                                                     |
| OA Acrylic Lens  | 30 3000K<br>35 3500K<br>40 4000K                                                                                                                                                                               | 20 80% Up / 20% Down<br>40 60% Up / 40% Down <sup>2</sup><br>60 40% Up / 60% Down <sup>2</sup><br>80 20% Up / 80% Down <sup>2</sup><br>100 0% Up / 100% Down | MW Matte White (Std.) | E Fixed Output<br>ED 0-10V Dimming |                                                                                                                                                                                                                                                                                                                                                     |

Specifications apply. Please see Alera Express Program Rules page.  
<sup>1</sup> Additional feed drop per EMC, NLC or GTD. (For through wiring, contact factory.)  
<sup>2</sup> Optional down light reflector provides approximate patterns. Distribution pattern results may vary.  
<sup>3</sup> For additional, specify quantity before nomenclature (Example: 2ELL10).

### LCV - Curv LED

**QS 10** 10-Day Quick Ship Ordering Guide  
Order Limit 1000' Linear Feet (See Alera Express Brochure for Limitations and Details.)

**LCV** - [ ] - [ ] - [ ] - [ ] - **CM** - [ ] - [ ] - **U** - **MW** - [ ]

| MODEL                                                                                          | LED COLOR                          | LUMEN PACKAGE                                                                             | HOUSING TYPE                                           | SUSPENSION LENGTH                                      | VOLTAGE     | OPTIONS                                                                                                                                                                                                                                                                                                                                                                                                                                                                                         |
|------------------------------------------------------------------------------------------------|------------------------------------|-------------------------------------------------------------------------------------------|--------------------------------------------------------|--------------------------------------------------------|-------------|-------------------------------------------------------------------------------------------------------------------------------------------------------------------------------------------------------------------------------------------------------------------------------------------------------------------------------------------------------------------------------------------------------------------------------------------------------------------------------------------------|
| LCV Curv LED                                                                                   | 30 3000K<br>35 3500K<br>40 4000K   | VW Very Low Watt<br>LW Low Watt<br>ML Medium Lumen<br>HL High Lumen<br>VL Very High Lumen | PERF Perforated<br>S Solid<br>SQP 2" Square Perforated | 48 48"<br>96 96"<br>Other lengths available on request | U 120V-277V | DC Dust Cover <sup>2</sup><br>SCE Sculpted End Cap (5 <sup>9</sup> / <sub>16</sub> " <sup>2</sup> )<br>BN Bull Nose End Cap (5 <sup>9</sup> / <sub>16</sub> " <sup>2</sup> )<br>ELL10 Emergency Battery Pack Installed <sup>3</sup><br>EMC One Emergency Circuit <sup>1</sup><br>GTD Generator Transfer Device <sup>1,3</sup><br>NLC Night Light Circuit <sup>1</sup><br>GLR Fast Blow Fuse<br>TBAR TBAR Mounting<br>SLC Sloped Ceiling Coupler (45° swivel from vertical)<br>A/B A/B Circuitry |
| ROW LENGTH                                                                                     | MOUNTING METHOD                    | FINISH                                                                                    | DRIVER                                                 |                                                        |             |                                                                                                                                                                                                                                                                                                                                                                                                                                                                                                 |
| 4 4' Single<br>8 8' Single<br>12 12' Single<br>— Indicate row length over 12' in 4' increments | CM Adjustable Aircraft Cable Mount | MW Matte White (Std.)                                                                     | E Fixed Output<br>ED 0-10V Dimming                     |                                                        |             |                                                                                                                                                                                                                                                                                                                                                                                                                                                                                                 |

**Note:** Rows over 8' will be configured by Alera. Example: 16' will be (2) 8'. Alternate configurations: contact factory.

Specifications apply. Please see Alera Express Program Rules page.  
<sup>1</sup> Additional feed drop per EMC, NLC or GTD. (For through wiring, contact factory.)  
<sup>2</sup> Ships separately.  
<sup>3</sup> For additional, specify quantity before nomenclature (Example: 2ELL10).

### PLK - Plank

**QS 10** 10-Day Quick Ship Ordering Guide  
Order Limit 1000' Linear Feet (See Alera Express Brochure for Limitations and Details.)

**PLK** - [ ] - [ ] - [ ] - [ ] - **CM** - [ ] - [ ] - **U** - **MW** - [ ]

| MODEL                                                                        | LAMP TYPE & PROFILE                                                                                                                                                     | DISTRIBUTION COVER                                                   | SUSPENSION LENGTH                                                                                                                                                                                                                                                                                                                                                                                                               | VOLTAGE                                                                                                                                                                                                                                                                                                                                                                                                                                                                                                                                                                                                                                                                                                                                          | FINISH         |
|------------------------------------------------------------------------------|-------------------------------------------------------------------------------------------------------------------------------------------------------------------------|----------------------------------------------------------------------|---------------------------------------------------------------------------------------------------------------------------------------------------------------------------------------------------------------------------------------------------------------------------------------------------------------------------------------------------------------------------------------------------------------------------------|--------------------------------------------------------------------------------------------------------------------------------------------------------------------------------------------------------------------------------------------------------------------------------------------------------------------------------------------------------------------------------------------------------------------------------------------------------------------------------------------------------------------------------------------------------------------------------------------------------------------------------------------------------------------------------------------------------------------------------------------------|----------------|
| PLK Plank                                                                    | 1T5 1 T5 Lamp<br>2T5 2 T5 Lamps<br>3T5 3 T5 Lamps<br>1T5HO 1 T5HO Lamp<br>2T5HO 2 T5HO Lamps<br>3T5HO 3 T5HO Lamps<br>1T8 1 T8 Lamp<br>2T8 2 T8 Lamps<br>3T8 3 T8 Lamps | Blank 70% Up/30% Down<br>CLC Center Lamp Cover A/V Mode <sup>2</sup> | 48 48"<br>96 96"                                                                                                                                                                                                                                                                                                                                                                                                                | U 120V-277V                                                                                                                                                                                                                                                                                                                                                                                                                                                                                                                                                                                                                                                                                                                                      | MW Matte White |
| ROW LENGTH                                                                   | HOUSING TYPE                                                                                                                                                            | MOUNTING METHOD                                                      | BALLAST                                                                                                                                                                                                                                                                                                                                                                                                                         | OPTIONS                                                                                                                                                                                                                                                                                                                                                                                                                                                                                                                                                                                                                                                                                                                                          |                |
| 4 4' Single<br>8 8' Single<br>— Indicate row length over 8' in 4' increments | Blank Solid (Std.)<br>PFST Perforated Strip                                                                                                                             | CM Adjustable Aircraft Cable Mount (Std.)                            | E Electronic, Instant Start (Std. for T8)<br>EP Electronic, Programmed Start (Std. for T5 & T5HO, optional for T8)<br>ELW Electronic T8, 0.77BF, Low Watt, Instant Start<br>EPLW Electronic T8, 0.77BF, Low Watt, Programmed Start<br>ED_ADV MK10 Electronic Dimming, Must Specify Voltage, Advance, Mark10 Powerline, 2T8 only <sup>3</sup><br>EDUADV MK7 Universal Voltage, Electronic Dimming, Advance Mark7(0-10v) 2T8 only | DC Dust Cover (T8 only), Not available with CLC <sup>2</sup><br>LR Left/Right Switching (2-Lamp only)<br>IBOB Inboard/Outboard Switching (3-Lamp only)<br>EL One T8 Emergency Battery Pack <sup>3,5</sup><br>EL5 One T5(HO) Battery Pack <sup>3,5</sup><br>EL5H One High Lumen Emergency Battery Pack <sup>3,5</sup><br>F0841 With T8 4100K Lamp Installed<br>F5841 With T5/T5HO 4100K Lamp Installed<br>F0835 With T8 3500K Lamp Installed<br>F5835 With T5/T5HO 3500K Lamp Installed<br>EMC Emergency Circuit <sup>4</sup><br>NLC Night Light Circuit <sup>4</sup><br>TBAR T-Bar Mounting<br>B50LP One/Two T8 Emergency Battery Pack<br>LP600 Emergency Battery Pack 600-1325 Lumens T5, T5HO, T8<br>CSA UL Listed or CSA Certified for Canada |                |

**Note:** Rows over 8' will be configured by Alera. Example: 16' will be (2) 8'. Alternate configurations: contact factory.

Specifications apply. Please see Alera Express Program Rules page.  
<sup>1</sup> Includes .020 thick white overlay.  
<sup>2</sup> Dust cover not available when using these optical distribution covers. Distribution varies with lamp and/or shielding.  
<sup>3</sup> Specify voltage.  
<sup>4</sup> EMC/NLC is installed in right-hand side of 8' unit. Consists of 1 lamp ballast and one power drop. EMC/NLC is not available for dimming on Alera Express.  
<sup>5</sup> See Alera Express Program Rules page for emergency battery pack information.

**General Note:** Not all options are available in every possible configuration.

### LCVR-L - LED Curv Radial Lens

**QS 10** 10-Day Quick Ship Ordering Guide  
Order Limit 1000' Linear Feet (See Alera Express Brochure for Limitations and Details.)

**LCVR** - **L** - [ ] - [ ] - [ ] - **CM** - [ ] - [ ] - **U** - **MW** - [ ]

| MODEL                     | ROW LENGTH                                                                   | LUMEN PACKAGE                                                                             | SUSPENSION LENGTH                                                                                                     | VOLTAGE                            | OPTIONS                                                                                                                                                                                                                                                                                                                                                                                      |
|---------------------------|------------------------------------------------------------------------------|-------------------------------------------------------------------------------------------|-----------------------------------------------------------------------------------------------------------------------|------------------------------------|----------------------------------------------------------------------------------------------------------------------------------------------------------------------------------------------------------------------------------------------------------------------------------------------------------------------------------------------------------------------------------------------|
| LCVR Curv Radial Lens LED | 4 4' Single<br>8 8' Single<br>— Indicate row length over 8' in 4' increments | VW Very Low Watt<br>LW Low Watt<br>ML Medium Lumen<br>HL High Lumen<br>VL Very High Lumen | 48 48"<br>96 96"<br>Other lengths available on request                                                                | U 120V-277V                        | AB A/B Circuitry<br>ELL10 Emergency Battery Pack <sup>2</sup><br>EMC One Emergency Circuit <sup>1</sup><br>NLC One Night Light Circuit <sup>1</sup><br>GTD Generator Transfer Device <sup>1,2</sup><br>GLR Fast Blow Fuse<br>TBAR TBAR Clips<br>DC Dust Cover<br>SLC Sloped Ceiling Coupler<br>UB Upper/Lower separate circuits <sup>3</sup><br>SCE Sculpted End Cap<br>BN Bull Nose End Cap |
| SHIELDING                 | LED COLOR                                                                    | MOUNTING METHOD                                                                           | DISTRIBUTION                                                                                                          | DRIVER                             |                                                                                                                                                                                                                                                                                                                                                                                              |
| L Opal Lens               | 30 3000K<br>35 3500K<br>40 4000K                                             | CM Adjustable Cable                                                                       | 20 80% Up / 20% Down<br>40 60% Up / 40% Down<br>60 40% Up / 60% Down<br>80 20% Up / 80% Down<br>100 0% Up / 100% Down | E Fixed Output<br>ED 0-10V Dimming |                                                                                                                                                                                                                                                                                                                                                                                              |

**Note:** Rows over 8' will be configured by Alera. Example: 16' will be (2) 8'. Alternate configurations: contact factory.

Specifications apply. Please see Alera Express Program Rules page.  
<sup>1</sup> Additional feed drop per EMC, NLC or GTD. (For through wiring, contact factory.)  
<sup>2</sup> For additional, specify quantity before nomenclature (Example: 2ELL10).  
<sup>3</sup> Not available with all configurations. Some limitations apply. Contact factory for details.

### CVL - Curv Louvered

**QS 10** 10-Day Quick Ship Ordering Guide  
Order Limit 1000' Linear Feet (See Alera Express Brochure for Limitations and Details.)

**CVL** - [ ] - [ ] - [ ] - [ ] - [ ] - [ ] - **U** - **MW** - [ ]

| MODEL                                                                        | DISTRIBUTION                                                                                                                                                                                                                                                                        | SHIELDING                                                                          | VOLTAGE                 | FINISH                                                                                                                                                                                                                                                                                                                                                                                                             | OPTIONS                                                                                                                                                                                                                                                                                                                                                                                                                                                                                                                                                                                                                                                                                                                                                                       |
|------------------------------------------------------------------------------|-------------------------------------------------------------------------------------------------------------------------------------------------------------------------------------------------------------------------------------------------------------------------------------|------------------------------------------------------------------------------------|-------------------------|--------------------------------------------------------------------------------------------------------------------------------------------------------------------------------------------------------------------------------------------------------------------------------------------------------------------------------------------------------------------------------------------------------------------|-------------------------------------------------------------------------------------------------------------------------------------------------------------------------------------------------------------------------------------------------------------------------------------------------------------------------------------------------------------------------------------------------------------------------------------------------------------------------------------------------------------------------------------------------------------------------------------------------------------------------------------------------------------------------------------------------------------------------------------------------------------------------------|
| CVL Curv Louvered                                                            | Blank 60% Uplight, 40% Downlight<br>0/100 0% Uplight, 100% Downlight <sup>1</sup><br>20/80 20% Uplight, 80% Downlight <sup>1</sup><br>40/60 40% Uplight, 60% Downlight <sup>1</sup><br>85/15 85% Uplight, 15% Downlight <sup>1</sup><br>CLC Center Lamp Cover A/V Mode <sup>1</sup> | LD Low Iridescent Semi-Specular Louver (Std.)<br>LS Low Iridescent Specular Louver | U 120V-277V             | MW Matte White                                                                                                                                                                                                                                                                                                                                                                                                     | DC Dust Cover (T8 and T5 with standard distribution only) <sup>1</sup><br>SCE Sculpted End Cap (5 <sup>9</sup> / <sub>16</sub> " each)<br>LR Left/Right Switching (2-Lamp only)<br>IBOB Inboard/Outboard Switching (3-Lamp only)<br>EL One T8 Emergency Battery Pack <sup>2,4</sup><br>EL5 One T5(HO) Battery Pack <sup>2,4</sup><br>EL5H One High Lumen Emergency Battery Pack <sup>2,4</sup><br>F0841 With T8 4100K Lamp Installed<br>F5841 With T5/T5HO 4100K Lamp Installed<br>F0835 With T8 3500K Lamp Installed<br>F5835 With T5/T5HO 3500K Lamp Installed<br>EMC Emergency Circuit <sup>3</sup><br>NLC Night Light Circuit <sup>3</sup><br>TBAR T-Bar Mounting<br>B50LP One/Two T8 Emergency Battery Pack<br>LP600 Emergency Battery Pack 600-1325 Lumens T5, T5HO, T8 |
| ROW LENGTH                                                                   | LAMP TYPE & PROFILE                                                                                                                                                                                                                                                                 | MOUNTING METHOD                                                                    | ADJUSTABLE CABLE LENGTH | BALLAST                                                                                                                                                                                                                                                                                                                                                                                                            |                                                                                                                                                                                                                                                                                                                                                                                                                                                                                                                                                                                                                                                                                                                                                                               |
| 4 4' Single<br>8 8' Single<br>— Indicate row length over 8' in 4' increments | 1T5 1 T5 Lamp<br>2T5 2 T5 Lamps<br>3T5 3 T5 Lamps<br>1T5HO 1 T5HO Lamp<br>2T5HO 2 T5HO Lamps<br>3T5HO 3 T5HO Lamps<br>1T8 1 T8 Lamp<br>2T8 2 T8 Lamps<br>3T8 3 T8 Lamps                                                                                                             | CM Adj. Aircraft Cable Mount                                                       | 48 48"<br>96 96"        | E Electronic, Instant Start (Std. for T8)<br>EP Electronic, Programmed Start (Std. for T5 & T5HO, optional for T8)<br>ELW Electronic T8, 0.77BF, Low Watt, Instant Start<br>EPLW Electronic T8, 0.77BF, Low Watt, Programmed Start<br>ED_ADV MK10 Electronic Dimming, Must Specify Voltage, Advance, Mark10 Powerline, 2T8 only<br>EDUADV MK7 Universal Voltage, Electronic Dimming, Advance Mark7(0-10v) 2T8 only |                                                                                                                                                                                                                                                                                                                                                                                                                                                                                                                                                                                                                                                                                                                                                                               |


**Note:** Rows over 8' will be configured by Alera. Example: 16' will be (2) 8'. Alternate configurations: contact factory.

Specifications apply. Please see Alera Express Program Rules page.  
<sup>1</sup> Dust cover not available when using these optical distribution covers. Distribution varies with lamp and/or shielding.  
<sup>2</sup> Specify voltage.  
<sup>3</sup> EMC/NLC is installed in right-hand side of 8' unit. Consists of 1 lamp ballast and one power drop. EMC/NLC is not available for dimming on Alera Express.  
<sup>4</sup> See Alera Express Program Rules page for emergency battery pack information.

**General Note:** Not all options are available in every possible configuration.



## CVRL - Curv Radial Lens



**QS 10 10-Day Quick Ship Ordering Guide**  
Order Limit 1000' Linear Feet (See Alera Express Brochure for Limitations and Details.)


**CVRL - [ ] - [ ] - [ ] - [ ] - [ ] - [ ] U - MW - [ ]**

| MODEL                        | LAMP TYPE & PROFILE                                                                                                                                                                                                                        | DISTRIBUTION                                                                                                                                                                                                                                                                              | MOUNTING METHOD                                                                                          | VOLTAGE                                                                                                                                                                                                                                                                                                                                                                                                                                                                                              | FINISH                | OPTIONS                                                                                                                                                                                                                                                                                                                                                                                                                                                                                                                                                                                                                                                                                                                                                                                                                                                             |
|------------------------------|--------------------------------------------------------------------------------------------------------------------------------------------------------------------------------------------------------------------------------------------|-------------------------------------------------------------------------------------------------------------------------------------------------------------------------------------------------------------------------------------------------------------------------------------------|----------------------------------------------------------------------------------------------------------|------------------------------------------------------------------------------------------------------------------------------------------------------------------------------------------------------------------------------------------------------------------------------------------------------------------------------------------------------------------------------------------------------------------------------------------------------------------------------------------------------|-----------------------|---------------------------------------------------------------------------------------------------------------------------------------------------------------------------------------------------------------------------------------------------------------------------------------------------------------------------------------------------------------------------------------------------------------------------------------------------------------------------------------------------------------------------------------------------------------------------------------------------------------------------------------------------------------------------------------------------------------------------------------------------------------------------------------------------------------------------------------------------------------------|
| <b>CVRL</b> Cürv Radial Lens | <b>1T5</b> 1 T5 Lamp <sup>1</sup><br><b>2T5</b> 2 T5 Lamps <sup>1</sup><br><b>3T5</b> 3 T5 Lamps <sup>1</sup><br><b>1T5HO</b> 1 T5HO Lamp <sup>1</sup><br><b>2T5HO</b> 2 T5HO Lamps <sup>1</sup><br><b>3T5HO</b> 3 T5HO Lamps <sup>1</sup> | <b>Blank</b> 60% Up/<br>40% Down<br><b>0/100</b> 0% Up/<br>100% Down <sup>2</sup><br><b>20/80</b> 20% Up/<br>80% Down <sup>2</sup><br><b>40/60</b> 40% Up/<br>60% Down <sup>2</sup><br><b>85/15</b> 85% Up/<br>15% Down <sup>2</sup><br><b>CLC</b> Center Lamp Cover AV Mode <sup>2</sup> | <b>CM48</b> 48"<br>Adjustable Aircraft Cable Mount<br><b>CM96</b> 96"<br>Adjustable Aircraft Cable Mount | <b>U</b> 120V-277V<br><b>BALLAST</b><br><b>E</b> Electronic, Instant Start (Std. for T8)<br><b>EP</b> Electronic, Programmed Start (Std. for T5 & T5HO, optional for T8)<br><b>ELW</b> Electronic T8, 0.77BF, Low Watt, Instant Start<br><b>EPLW</b> Electronic T8, 0.77BF, Low Watt, Programmed Start<br><b>ED_ADV MK10</b> Electronic Dimming, Must Specify Voltage, Advance, Mark10 Powerline, 2T8 only<br><b>EDUADVMK7</b> Universal Voltage, Electronic Dimming, Advance Mark7 (0-10v) 2T8 only | <b>MW</b> Matte White | <b>DC</b> Dust Cover (T8 and T5 with standard distribution only) <sup>2</sup><br><b>SCE</b> Sculpted End Cap (5 1/8" each)<br><b>LR</b> Left/Right Switching (2-Lamp only)<br><b>IBOB</b> Inboard/Outboard Switching (3-Lamp only)<br><b>EL</b> One T8 Emergency Battery Pack <sup>3,5</sup><br><b>ELS</b> One T5(HO) Battery Pack <sup>3,5</sup><br><b>EL5H</b> One High Lumen Emergency Battery Pack <sup>3,5</sup><br><b>F0841</b> With T8 4100K Lamp Installed<br><b>F5841</b> With T5/T5HO 4100K Lamp Installed<br><b>F0835</b> With T8 3500K Lamp Installed<br><b>F5835</b> With T5/T5HO 3500K Lamp Installed<br><b>EMC</b> Emergency Circuit <sup>4</sup><br><b>NLC</b> Night Light Circuit <sup>4</sup><br><b>TBAR</b> T-Bar Mounting<br><b>B50LP</b> One/Two T8 Emergency Battery Pack<br><b>LP600</b> Emergency Battery Pack 600-1325 Lumens T5, T5HO, T8 |

**ROW LENGTH**  
4 4' Single  
8 8' Single  
Indicate row length over 8' in 4' increments

Specifications apply. Please see Alera Express Program Rules page.  
<sup>1</sup> T5(HO) at risk for socket shadow in downlight component.  
<sup>2</sup> Dust cover not available when using these optical distribution covers. Distribution varies with lamp and/or shielding.  
<sup>3</sup> Specify voltage.  
<sup>4</sup> EMC/NLC is installed in right-hand side of 8' unit. Consists of 1 lamp ballast and one power drop. EMC/NLC is not available for dimming on Alera Express.  
<sup>5</sup> See Alera Express Program Rules page for emergency battery pack information.

## CV - Curv



**QS 10 10-Day Quick Ship Ordering Guide**  
Order Limit 1000' Linear Feet (See Alera Express Brochure for Limitations and Details.)


**CV - [ ] - [ ] - [ ] - [ ] - [ ] - [ ] U - MW - [ ]**

| MODEL          | HOUSING TYPE                                                                     | ADJUSTABLE CABLE LENGTH (CM)   | VOLTAGE                                                                                                                                                                                                                                                                                                                                                                                                                                                                                              | FINISH                | OPTIONS                                                                                                                                                                                                                                                                                                                                                                                                                                                                                                                                                                                                                                                                                                                                                                                                                                                |
|----------------|----------------------------------------------------------------------------------|--------------------------------|------------------------------------------------------------------------------------------------------------------------------------------------------------------------------------------------------------------------------------------------------------------------------------------------------------------------------------------------------------------------------------------------------------------------------------------------------------------------------------------------------|-----------------------|--------------------------------------------------------------------------------------------------------------------------------------------------------------------------------------------------------------------------------------------------------------------------------------------------------------------------------------------------------------------------------------------------------------------------------------------------------------------------------------------------------------------------------------------------------------------------------------------------------------------------------------------------------------------------------------------------------------------------------------------------------------------------------------------------------------------------------------------------------|
| <b>CV</b> Cürv | <b>PERF</b> Perforated (1T8 not recommended on suspended unit)<br><b>S</b> Solid | <b>48</b> 48"<br><b>96</b> 96" | <b>U</b> 120V-277V<br><b>BALLAST</b><br><b>E</b> Electronic, Instant Start (Std. for T8)<br><b>EP</b> Electronic, Programmed Start (Std. for T5 & T5HO, optional for T8)<br><b>ELW</b> Electronic T8, 0.77BF, Low Watt, Instant Start<br><b>EPLW</b> Electronic T8, 0.77BF, Low Watt, Programmed Start<br><b>ED_ADV MK10</b> Electronic Dimming, Must Specify Voltage, Advance, Mark10 Powerline, 2T8 only<br><b>EDUADVMK7</b> Universal Voltage, Electronic Dimming, Advance Mark7 (0-10v) 2T8 only | <b>MW</b> Matte White | <b>DC</b> Dust Cover (T8 and T5 with standard distribution only)<br><b>SCE</b> Sculpted End Cap (5 1/8" each)<br><b>LR</b> Left/Right Switching (2-Lamp only)<br><b>IBOB</b> Inboard/Outboard Switching (3-Lamp only)<br><b>EL</b> One T8 Emergency Battery Pack <sup>1,3</sup><br><b>ELS</b> One T5(HO) Battery Pack <sup>1,3</sup><br><b>EL5H</b> One High Lumen Emergency Battery Pack <sup>1,3</sup><br><b>F0841</b> With T8 4100K Lamp Installed<br><b>F5841</b> With T5/T5HO 4100K Lamp Installed<br><b>F0835</b> With T8 3500K Lamp Installed<br><b>F5835</b> With T5/T5HO 3500K Lamp Installed<br><b>EMC</b> Emergency Circuit <sup>2</sup><br><b>NLC</b> Night Light Circuit <sup>2</sup><br><b>TBAR</b> T-Bar Mounting<br><b>B50LP</b> One/Two T8 Emergency Battery Pack<br><b>LP600</b> Emergency Battery Pack 600-1325 Lumens T5, T5HO, T8 |

**ROW LENGTH**  
4 4' Single  
8 8' Single  
— Indicate row length over 8' in 4' increments  
**Note:** Rows over 8' will be configured by Alera. Example: 16' will be (2) 8'. Alternate configurations: contact factory.

**General Note:** Not all options are available in every possible configuration.  
Specifications apply. Please see Alera Express Program Rules page.  
<sup>1</sup> Specify voltage.  
<sup>2</sup> EMC/NLC is installed in right-hand side of 8' unit. Consists of 1 lamp ballast and one power drop. EMC/NLC is not available for dimming on Alera Express.  
<sup>3</sup> See Alera Express Program Rules page for emergency battery pack information.

## CVRB - Curv Radial Baffle



**QS 10 10-Day Quick Ship Ordering Guide**  
Order Limit 1000' Linear Feet (See Alera Express Brochure for Limitations and Details.)


**CVRB - [ ] - [ ] - [ ] - [ ] - [ ] - [ ] U - MW - [ ]**

| MODEL                          | LAMP TYPE & PROFILE                                                                                                                                                                                                                         | DISTRIBUTION                                                                                                                                                                                                                                                                              | MOUNTING METHOD                                                                                          | VOLTAGE                                                                                                                                                                                                                                                                                                                                                                                                                                                                                              | FINISH                | OPTIONS                                                                                                                                                                                                                                                                                                                                                                                                                                                                                                                                                                                                                                                                                                                                                                                                                                                                                |
|--------------------------------|---------------------------------------------------------------------------------------------------------------------------------------------------------------------------------------------------------------------------------------------|-------------------------------------------------------------------------------------------------------------------------------------------------------------------------------------------------------------------------------------------------------------------------------------------|----------------------------------------------------------------------------------------------------------|------------------------------------------------------------------------------------------------------------------------------------------------------------------------------------------------------------------------------------------------------------------------------------------------------------------------------------------------------------------------------------------------------------------------------------------------------------------------------------------------------|-----------------------|----------------------------------------------------------------------------------------------------------------------------------------------------------------------------------------------------------------------------------------------------------------------------------------------------------------------------------------------------------------------------------------------------------------------------------------------------------------------------------------------------------------------------------------------------------------------------------------------------------------------------------------------------------------------------------------------------------------------------------------------------------------------------------------------------------------------------------------------------------------------------------------|
| <b>CVRB</b> Cürv Radial Baffle | <b>1T5</b> 1 T5 Lamps <sup>1</sup><br><b>2T5</b> 2 T5 Lamps <sup>1</sup><br><b>3T5</b> 3 T5 Lamps <sup>1</sup><br><b>1T5HO</b> 1 T5HO Lamp <sup>1</sup><br><b>2T5HO</b> 2 T5HO Lamps <sup>1</sup><br><b>3T5HO</b> 3 T5HO Lamps <sup>1</sup> | <b>Blank</b> 60% Up/<br>40% Down<br><b>0/100</b> 0% Up/<br>100% Down <sup>1</sup><br><b>20/80</b> 20% Up/<br>80% Down <sup>1</sup><br><b>40/60</b> 40% Up/<br>60% Down <sup>1</sup><br><b>85/15</b> 85% Up/<br>15% Down <sup>1</sup><br><b>CLC</b> Center Lamp Cover AV Mode <sup>1</sup> | <b>CM48</b> 48"<br>Adjustable Aircraft Cable Mount<br><b>CM96</b> 96"<br>Adjustable Aircraft Cable Mount | <b>U</b> 120V-277V<br><b>BALLAST</b><br><b>E</b> Electronic, Instant Start (Std. for T8)<br><b>EP</b> Electronic, Programmed Start (Std. for T5 & T5HO, optional for T8)<br><b>ELW</b> Electronic T8, 0.77BF, Low Watt, Instant Start<br><b>EPLW</b> Electronic T8, 0.77BF, Low Watt, Programmed Start<br><b>ED_ADV MK10</b> Electronic Dimming, Must Specify Voltage, Advance, Mark10 Powerline, 2T8 only<br><b>EDUADVMK7</b> Universal Voltage, Electronic Dimming, Advance Mark7 (0-10v) 2T8 only | <b>MW</b> Matte White | <b>DC</b> Dust Cover (T8 and T5 with standard distribution). Not available with CLC <sup>1</sup><br><b>SCE</b> Sculpted End Cap (5 1/8" each)<br><b>LR</b> Left/Right Switching (2-Lamp only)<br><b>IBOB</b> Inboard/Outboard Switching (3-Lamp only)<br><b>EL</b> One T8 Emergency Battery Pack <sup>2,4</sup><br><b>ELS</b> One T5(HO) Battery Pack <sup>2,4</sup><br><b>EL5H</b> One High Lumen Emergency Battery Pack <sup>2,4</sup><br><b>F0841</b> With T8 4100K Lamp Installed<br><b>F5841</b> With T5/T5HO 4100K Lamp Installed<br><b>F0835</b> With T8 3500K Lamp Installed<br><b>F5835</b> With T5/T5HO 3500K Lamp Installed<br><b>EMC</b> Emergency Circuit <sup>3</sup><br><b>NLC</b> Night Light Circuit <sup>3</sup><br><b>TBAR</b> T-Bar Mounting<br><b>B50LP</b> One/Two T8 Emergency Battery Pack<br><b>LP600</b> Emergency Battery Pack 600-1325 Lumens T5, T5HO, T8 |

**ROW LENGTH**  
4 4' Single  
8 8' Single  
Indicate row length over 8' in 4' increments

Specifications apply. Please see Alera Express Program Rules page.  
<sup>1</sup> Dust cover not available when using these optical distribution covers. Distribution varies with lamp and/or shielding.  
<sup>2</sup> Specify voltage.  
<sup>3</sup> EMC/NLC is installed in right-hand side of 8' unit. Consists of 1 lamp ballast and one power drop. EMC/NLC is not available for dimming on Alera Express.  
<sup>4</sup> See Alera Express Program Rules page for emergency battery pack information.

## CVSL - curVista



**QS 10 10-Day Quick Ship Ordering Guide**  
Order Limit 1000' Linear Feet (See Alera Express Brochure for Limitations and Details.)

**[ ] - [ ] - [ ] - [ ] - [ ] - [ ] U - MW - [ ]**

| MODEL                                                                 | DISTRIBUTION                                                                                                                                                                                           | ADJUSTABLE CABLE LENGTH (CM)   | OVERLAY                                                                                                               | VOLTAGE                                                                                                                                                                                                                                                                                                                                                                                                                                                                                              | FINISH                | OPTIONS                                                                                                                                                                                                                                                                                                                                                                                                                                                                                                                                                                                                                                                                                                                                                                                                                                                             |
|-----------------------------------------------------------------------|--------------------------------------------------------------------------------------------------------------------------------------------------------------------------------------------------------|--------------------------------|-----------------------------------------------------------------------------------------------------------------------|------------------------------------------------------------------------------------------------------------------------------------------------------------------------------------------------------------------------------------------------------------------------------------------------------------------------------------------------------------------------------------------------------------------------------------------------------------------------------------------------------|-----------------------|---------------------------------------------------------------------------------------------------------------------------------------------------------------------------------------------------------------------------------------------------------------------------------------------------------------------------------------------------------------------------------------------------------------------------------------------------------------------------------------------------------------------------------------------------------------------------------------------------------------------------------------------------------------------------------------------------------------------------------------------------------------------------------------------------------------------------------------------------------------------|
| <b>CVSL</b> curVista Solid Baffle<br><b>CVPL</b> curVista Perf Baffle | <b>Blank</b> 70% Uplight, 30% Downlight<br><b>50/50</b> 50% Uplight, 50% Downlight <sup>1</sup><br><b>40/60</b> 40% Uplight, 60% Downlight <sup>1</sup><br>(Will vary with lamp and shielding options) | <b>48</b> 48"<br><b>96</b> 96" | <b>Blank</b> None (Std.)<br><b>OLAY</b> Acrylic Lens Overlay <sup>1</sup> (Above baffles; for dust cover see Options) | <b>U</b> 120V-277V<br><b>BALLAST</b><br><b>E</b> Electronic, Instant Start (Std. for T8)<br><b>EP</b> Electronic, Programmed Start (Std. for T5 & T5HO, optional for T8)<br><b>ELW</b> Electronic T8, 0.77BF, Low Watt, Instant Start<br><b>EPLW</b> Electronic T8, 0.77BF, Low Watt, Programmed Start<br><b>ED_ADV MK10</b> Electronic Dimming, Must Specify Voltage, Advance, Mark10 Powerline, 2T8 only<br><b>EDUADVMK7</b> Universal Voltage, Electronic Dimming, Advance Mark7 (0-10v) 2T8 only | <b>MW</b> Matte White | <b>DC</b> Dust Cover (T8 and T5 with standard distribution only) <sup>1</sup><br><b>SCE</b> Sculpted End Cap (5 1/8" each)<br><b>LR</b> Left/Right Switching (2-Lamp only)<br><b>IBOB</b> Inboard/Outboard Switching (3-Lamp only)<br><b>EL</b> One T8 Emergency Battery Pack <sup>2,4</sup><br><b>ELS</b> One T5(HO) Battery Pack <sup>2,4</sup><br><b>EL5H</b> One High Lumen Emergency Battery Pack <sup>2,4</sup><br><b>F0841</b> With T8 4100K Lamp Installed<br><b>F5841</b> With T5/T5HO 4100K Lamp Installed<br><b>F0835</b> With T8 3500K Lamp Installed<br><b>F5835</b> With T5/T5HO 3500K Lamp Installed<br><b>EMC</b> Emergency Circuit <sup>3</sup><br><b>NLC</b> Night Light Circuit <sup>3</sup><br><b>TBAR</b> T-Bar Mounting<br><b>B50LP</b> One/Two T8 Emergency Battery Pack<br><b>LP600</b> Emergency Battery Pack 600-1325 Lumens T5, T5HO, T8 |

**ROW LENGTH**  
4 4' Single  
8 8' Single  
— Indicate row length over 8' in 4' increments  
**Note:** Rows over 8' will be configured by Alera. Example: 16' will be (2) 8'. Alternate configurations: contact factory.

**General Note:** Not all options are available in every possible configuration.  
Specifications apply. Please see Alera Express Program Rules page.  
<sup>1</sup> Dust cover not available when using these optical distribution covers. Distribution varies with lamp and/or shielding.  
<sup>2</sup> Specify voltage.  
<sup>3</sup> EMC/NLC is installed in right-hand side of 8' unit. Consists of 1 lamp ballast and one power drop. EMC/NLC is not available for dimming on Alera Express.  
<sup>4</sup> See Alera Express Program Rules page for emergency battery pack information.



SLS - Solaris

**QS 10** 10-Day Quick Ship Ordering Guide  
Order Limit 1000' Linear Feet (See Alera Express Brochure for Limitations and Details.)

|                                                                                                                                                                                   |                                                                                                                                                                                                                                                                                                                |                                                                                         |                                                            |                               |                                 |                                                                                                                                                                                                                                                                                                                                                                                                                                                                                                                                                                                                                                                                                                                                                                                                                       |  |          |           |  |
|-----------------------------------------------------------------------------------------------------------------------------------------------------------------------------------|----------------------------------------------------------------------------------------------------------------------------------------------------------------------------------------------------------------------------------------------------------------------------------------------------------------|-----------------------------------------------------------------------------------------|------------------------------------------------------------|-------------------------------|---------------------------------|-----------------------------------------------------------------------------------------------------------------------------------------------------------------------------------------------------------------------------------------------------------------------------------------------------------------------------------------------------------------------------------------------------------------------------------------------------------------------------------------------------------------------------------------------------------------------------------------------------------------------------------------------------------------------------------------------------------------------------------------------------------------------------------------------------------------------|--|----------|-----------|--|
| <b>SLS</b>                                                                                                                                                                        |                                                                                                                                                                                                                                                                                                                |                                                                                         |                                                            | <b>CM</b>                     |                                 | <b>LD</b>                                                                                                                                                                                                                                                                                                                                                                                                                                                                                                                                                                                                                                                                                                                                                                                                             |  | <b>U</b> | <b>MW</b> |  |
| <b>MODEL</b><br>SLS Solaris                                                                                                                                                       | <b>LAMP TYPE &amp; PROFILE</b><br>1T5 1 T5 Lamp<br>2T5 2 T5 Lamps<br>3T5 3 T5 Lamps<br>1T5H0 1 T5H0 Lamp<br>2T5H0 2 T5H0 Lamps<br>3T5H0 3 T5H0 Lamps<br>1T8 1 T8 Lamp<br>2T8 2 T8 Lamps<br>3T8 3 T8 Lamps                                                                                                      | <b>MOUNTING METHOD</b><br>CM Adjustable Aircraft Cable Mount                            | <b>SHIELDING</b><br>LD Low Iridescent Semi-Specular Louver | <b>VOLTAGE</b><br>U 120V-277V | <b>FINISH</b><br>MW Matte White | <b>OPTIONS</b>                                                                                                                                                                                                                                                                                                                                                                                                                                                                                                                                                                                                                                                                                                                                                                                                        |  |          |           |  |
| <b>ROW LENGTH</b><br>4 4' Single<br>8 8' Single<br><i>Note: Rows over 8' will be configured by Alera. Example: 16' will be (2) 8'. Alternate configurations: contact factory.</i> | <b>DISTRIBUTION</b><br>Blank 60% Uplight, 40% Downlight<br>0/100 0% Uplight, 100% Downlight <sup>1</sup><br>20/80 20% Uplight, 80% Downlight <sup>1</sup><br>40/60 40% Uplight, 60% Downlight <sup>1</sup><br>85/15 85% Uplight, 15% Downlight <sup>1</sup><br>CLC Center Lamp Cover for A/V Mode <sup>1</sup> | <b>ADJUSTABLE CABLE LENGTH</b><br>48 48"<br>96 96"                                      | <b>BALLAST</b>                                             |                               |                                 | <b>DC</b> Dust Cover (T8 and T5 with standard distribution only) <sup>1</sup><br><b>LR</b> Left/Right Switching (2-Lamp only)<br><b>IBOB</b> Inboard/Outboard Switching (3-Lamp only)<br><b>EL</b> One T8 Emergency Battery Pack <sup>2,4</sup><br><b>EL5</b> One T5(H0) Battery Pack <sup>2,4</sup><br><b>EL5H</b> One High Lumen Emergency Battery Pack <sup>2,4</sup><br><b>F0841</b> With T8 4100K Lamp Installed<br><b>F5841</b> With T5/T5H0 4100K Lamp Installed<br><b>F0835</b> With T8 3500K Lamp Installed<br><b>F5835</b> With T5/T5H0 3500K Lamp Installed<br><b>EMC</b> Emergency Circuit <sup>3</sup><br><b>NLC</b> Night Light Circuit <sup>4</sup><br><b>TBAR</b> T-Bar Mounting<br><b>B50LP</b> One/Two T8 Emergency Battery Pack<br><b>LP600</b> Emergency Battery Pack 600-1325 Lumens T5,T5H0, T8 |  |          |           |  |
| <b>ED_ADV MK10</b> Electronic Dimming, Must Specify Voltage, Advance, Mark10 Powerline, 2T8 only                                                                                  |                                                                                                                                                                                                                                                                                                                | <b>EDUADV MK7</b> Universal Voltage, Electronic Dimming, Advance Mark7 (0-10v) 2T8 only |                                                            |                               |                                 |                                                                                                                                                                                                                                                                                                                                                                                                                                                                                                                                                                                                                                                                                                                                                                                                                       |  |          |           |  |

**General Note:** Not all options are available in every possible configuration.

Specifications apply. Please see Alera Express Program Rules page.  
<sup>1</sup> Dust cover not available when using these optical distribution covers. Distribution varies with lamp and/or shielding.  
<sup>2</sup> Specify voltage.  
<sup>3</sup> EMC/NLC is installed in right-hand side of 8' unit. Consists of 1 lamp ballast and one power drop. EMC/NLC is not available for dimming on Alera Express.  
<sup>4</sup> See Alera Express Program Rules page for emergency battery pack information.

ALERA EXPRESS PROGRAM RULES

ORDERING WITHIN THE ALERA EXPRESS PROGRAM

- Mark order as "ALERA EXPRESS".
- Specify "SINGLES" or "ROW" on order.
- Only products listed on Alera Express qualify for 10-day shipment.
- Product will ship within 10 working days of receipt of complete order, after credit approval. This will be standard procedure if the product meets the requirements listed.
- Order will be entered and, if requested, released in parallel with a 24-hour "Record" Job Drawing. Some Express configurations are also available using the Architectus drawing program; these drawings can be created online in 3 minutes or less. If "Approval" Job Drawings are required these must be submitted and approved prior to entering an order on the Alera Express 10-day ship program.
- All Alera Express products are provided with Matte White finish on housings and end caps.
- Universal voltage (120V-277V) generic ballasts are provided as part of the Alera Express program, however, a voltage must be designated (120V or 277V) when the EL option is specified. Alera Lighting reserves the right to use, at its discretion, either a universal voltage ballast wired to the dedicated EL voltage or to select a generic dedicated voltage ballast for single or row products including one or more -EL.
- For NYC and other special considerations, please contact the factory.
- Orders submitted to Alera Lighting Customer Service by 3:30 p.m. EST will be entered the same business day. Order Entry will contact the local Alera representative with any questions or clarifications required to process the order.
- Orders exceeding 1,000', please contact factory.
- Lamps can be ordered to ship installed. See Options for each product family.

END CAPS AND HANGERS


- Standard end caps are flat matte white and are offered on all Alera Express products.
- Optional Sculpted End Caps in matte white are available for CV, CV WM, CVL, CVSL, CVPL, CVPL WM, CVRL, CVRB and CVSL WM. To order optional SCE end caps for the above products, add suffix "- SCE" to the end of the unit or row catalog number.
- Adjustable Cable Mount 48" or 96" aircraft cables are available as an option to Alera Express. Select the appropriate catalog number from the product listing to purchase this option.

SWITCHING , CIRCUITS , BATTERY PACKS AND EMC/NLC

The factory will determine the number of wires and circuits required to configure each row and will include this information on the project drawings. Simply tell us what your needs are as follows:

- No switching of the lamps: No suffix required.
- Inboard/Outboard (three lamps in cross section with switching): IBOB.
- Left/Right (two lamps in cross section with switching): LR.
- To designate one low profile generic factory installed battery pack add the suffix "-EL"; provides (1) 8' housing with (1) EL.
- To designate two low profile generic factory installed battery pack add the suffix "-2EL"; provides (2) 8' housings, each with (1) EL.
- To designate a battery pack for a 4ft single unit, add the suffix SGL-EL. Example: CVL-4-2T8-CM48-LD-E120-MW-SGL-EL
  - Not available in 12' housing lengths. Not available in 4' housing length that is part of a row. Battery pack is available for a 4' single mounted fixture. For projects with multiple battery packs, each pack will be installed in a separate 8' housing.
  - Each emergency battery pack will operate one lamp in cross section for up to 90 minutes. (EL) indicated up to 450 lumens for T8; (EL5) indicated up to 700 lumens for T5(HO); (EL5H) indicated up to 1250 lumens for T8, T5(HO).
- One lamp battery pack is installed on the right hand side of an 8' fixture for linear rows. For multiple battery packs per row, indicate quantity prior to designation. Example: 2EL provides (2) 8' units each with (1) battery pack. One lamp battery pack can be installed on a single mounted 4' fixture for 1,2,3T8 or 1,2 T5(HO). Select (EL) for T8 up to 450 lumens. Select (EL5) for T5(HO) up to 700 lumens. Select (EL5H) for T8 and T5(HO) for up to 1250 lumens. Emergency battery packs are not available on Alera Express for 12' single fixtures.
- Specific 120V or 277V is required for single or row products which include the -EL option. Primary ballasts supplied may be either universal voltage wired to specified voltage or a dedicated voltage. See Ordering section above. Voltage must be provided when ordered.
- For other generic battery pack requirements contact factory.
- EMC and NLC are installed on the right hand side of an 8ft fixture.
- For full Alera Lighting terms & conditions, please visit [www.aleralighting.com](http://www.aleralighting.com).

\*\* One battery pack is installed on the right hand side of an 8' fixture for linear rows. Alera Express does not include battery pack installation on a 12' fixture. Contact factory for further clarification. For projects with multiple battery packs, each battery pack is installed on a separate 8' housing. For rows where more than one EL is desired, add qty. prior to designation. Example: 2EL provides (2) 8' units each with (1) battery pack. Single circuit 4' fixtures requiring one emergency battery pack can be installed for the following lamp type profile: 1,2,3 T8 or 1,2 T5(HO). Note: the 4' fixture must be a single mount and cannot be included in a row. Each emergency battery pack will operate one lamp in cross section for up to 90 minutes. (EL) indicated up to 450 lumens for T8; (EL5) indicated up to 700 lumens for T5(HO); (EL5H) indicated up to 1250 lumens for T8, T5(HO).



## Architektur 2" LED Downlight Accessories

- D2ICAT is Ideal for insulated ceilings
- D2LED available for 5 Day Quick-Ship
- Secondary support for D2LED

| Part Number | Catalog Number | UPC Code     | Description                               | CA 03 | GA 27 | IL 06 | NJ 12 | TX 04 | Wt. each | # on Carton |
|-------------|----------------|--------------|-------------------------------------------|-------|-------|-------|-------|-------|----------|-------------|
| BG1437200   | D2FRM          | 785235429986 | Optional Mounting Frame for D2LED         | •     |       | •     | •     |       | 3.5      | 2           |
| BG1578400   | D2CP           | 785235432238 | Chicago Plenum housing for use with D2LED |       |       | •     |       |       | 7.5      | 1           |



### 5-Day Quick-Ship Ordering Guide

Order Limit Per Luminaire Selection: 20 Pieces or Less

| D2LED                                               |                        | 2D9LED                                          | 9L                               | 30K                                | 8                    | MD25                                                                                                                                                                                                          |                  |                   |  |
|-----------------------------------------------------|------------------------|-------------------------------------------------|----------------------------------|------------------------------------|----------------------|---------------------------------------------------------------------------------------------------------------------------------------------------------------------------------------------------------------|------------------|-------------------|--|
| J-TUBE ASSEMBLY                                     | VOLTAGE                | LIGHT ENGINE                                    | OUTPUT                           | LED COLOR                          | CRI                  | BEAM ANGLE                                                                                                                                                                                                    | REFLECTOR FINISH | REFLECTOR COLORS  |  |
| D2LED 2" J-Tube Assembly with 0-10 Dimming standard | Blank 120V<br>277 277V | 2D9LED 2" Open Reflector/ Light Engine Assembly | 9L 900 Lumens<br>12L 1200 Lumens | 30K 3000 Kelvin<br>35K 3500 Kelvin | 8 Nominal<br>80+ CRI | WFL45 Spun Aluminum reflector with a 45° wide flood distribution<br>MD25 Spun Aluminum reflector with a 25° medium distribution<br>FL35 Spun Aluminum reflector with a 35° flood distribution<br>WW Wall Wash | Blank Specular   | Blank Clear Alzak |  |

\*Reflector finishes other than clear specular are not QS items.



### 10-Day Quick-Ship Ordering Guide

Order Limit Per Luminaire Selection: 50 Pieces or Less


| D2LED                                               |                        | 2D9LED                                          | 9L                               | 30K                                | 8                    | MD25                                                                                                                                                                                                          |                  |                   | WT                |
|-----------------------------------------------------|------------------------|-------------------------------------------------|----------------------------------|------------------------------------|----------------------|---------------------------------------------------------------------------------------------------------------------------------------------------------------------------------------------------------------|------------------|-------------------|-------------------|
| J-TUBE ASSEMBLY                                     | VOLTAGE                | LIGHT ENGINE                                    | OUTPUT                           | LED COLOR                          | CRI                  | BEAM ANGLE                                                                                                                                                                                                    | REFLECTOR FINISH | REFLECTOR COLORS  | REFLECTOR OPTIONS |
| D2LED 2" J-Tube Assembly with 0-10 Dimming standard | Blank 120V<br>277 277V | 2D9LED 2" Open Reflector/ Light Engine Assembly | 9L 900 Lumens<br>12L 1200 Lumens | 30K 3000 Kelvin<br>35K 3500 Kelvin | 8 Nominal<br>80+ CRI | WFL45 Spun Aluminum reflector with a 45° wide flood distribution<br>MD25 Spun Aluminum reflector with a 25° medium distribution<br>FL35 Spun Aluminum reflector with a 35° flood distribution<br>WW Wall Wash | Blank Specular   | Blank Clear Alzak | WT White trim     |

\*Reflector finishes other than clear specular are not QS items.

**QS 10 10-Day Quick-Ship Ordering Guide**  
Order Limit Per Luminaire Selection: 50 Pieces or Less

|                                                     |                        |                                                |                                    |            |                   |                                                            |  |                               |                                |                                               |
|-----------------------------------------------------|------------------------|------------------------------------------------|------------------------------------|------------|-------------------|------------------------------------------------------------|--|-------------------------------|--------------------------------|-----------------------------------------------|
| <b>A2LED</b>                                        |                        | <b>2A9LED</b>                                  | <b>9L</b>                          | <b>30K</b> | <b>8</b>          | <b>MD25</b>                                                |  |                               | <b>WT</b>                      |                                               |
| <b>J-TUBE ASSEMBLY</b>                              | <b>VOLTAGE</b>         | <b>LIGHT ENGINE</b>                            | <b>OUTPUT</b>                      |            | <b>CRI</b>        | <b>BEAM ANGLE</b>                                          |  | <b>LOWER REFLECTOR COLORS</b> | <b>LOWER REFLECTOR OPTIONS</b> | <b>LOWER REFLECTOR ANGLE CUT</b>              |
| A2LED 2" J-Tube Assembly with 0-10 Dimming standard | Blank 120V<br>277 277V | 2A9LED 2" Open Reflector/Light Engine Assembly | 9L 900 Lumens<br>12L 1200 Lumens   |            | 8 Nominal 80+ CRI | FL35 Spun Aluminum reflector with a 35° flood distribution |  | Blank Clear Alzak             | WT White trim                  | Blank Standard slot to accommodate 30° aiming |
|                                                     |                        |                                                | <b>LED COLOR</b>                   |            |                   |                                                            |  | <b>LOWER REFLECTOR FINISH</b> |                                |                                               |
|                                                     |                        |                                                | 30K 3000 Kelvin<br>35K 3500 Kelvin |            |                   |                                                            |  | Blank Specular                |                                |                                               |


\*Reflector finishes other than clear specular are not QS items.



**Architektur 6" Triple Tube Horizontal Housings, Multi-volt Electronic Ballasts and Trims**

- Virtual Source<sup>®</sup> optics
- Electronic ballast standard
- Chicago Plenum (CP) option available, see specification sheet
- Damp Listed
- UL, CSA listed for damp locations

| Part Number | Catalog Number | UPC Code     | Description                   | CA 03 | GA 27 | IL 06 | NJ 12 | TX 04 | Wt. each | # on Carton |
|-------------|----------------|--------------|-------------------------------|-------|-------|-------|-------|-------|----------|-------------|
| BE827500    | CFT632HEB      | 785235221078 | 6" housing, 1-lamp, 26/32/42W |       |       | •     |       |       | 6.6      | 1           |
| BG1227900   | STF602H        | 785235046947 | 6" Self trim clear Alzak      |       |       | •     |       |       | 0.7      | 1           |



**Architektur 6" Vertical Triple Tube Housings with Multi-volt Electronic Ballast and Trims**

- Virtual Source<sup>®</sup> optics
- Electronic ballast standard
- Chicago Plenum (CP) option available, see specification sheet
- Damp Listed
- UL, CSA listed for damp locations

| Part Number | Catalog Number | UPC Code     | Description                   | CA 03 | GA 27 | IL 06 | NJ 12 | TX 04 | Wt. each | # on Carton |
|-------------|----------------|--------------|-------------------------------|-------|-------|-------|-------|-------|----------|-------------|
| BG123600    | CFT632EB       | 785235051071 | 6" housing, 1-lamp, 26/32/42W |       | •     |       |       |       | 5.3      | 2           |
| BE681800    | STF602         | 785235101363 | 6" Self trim clear Alzak      |       | •     |       |       |       | 0.9      | 1           |

All Non-Stocked Architektur Standard, DM & EM Only 4", 6" & 8" Horizontal and Vertical CFL Housings & Clear Spec Trims are Quick Ship.

**QS 10 10-Day Quick Ship Ordering Guide**  
Order Limit Per Fixture Selection: 50 Pieces or Less



**LiteFrame<sup>®</sup> 4" & 6" LED Square Housing**

- Commercial grade LED square downlight
- Minimum 50,000 hours at 70% lumen maintenance
- ENERGY STAR<sup>®</sup> Qualified
- Color consistency using remote phosphor technology

| Part Number | Catalog Number | UPC Code     | Description                                                              | CA 03 | GA 27 | IL 06 | NJ 12 | TX 04 | Wt. each | # on Carton | Energy Star |
|-------------|----------------|--------------|--------------------------------------------------------------------------|-------|-------|-------|-------|-------|----------|-------------|-------------|
| BG1501400   | LF4SSQL        | 785235430142 | 4" housing, High Efficacy LED Square with 0-10V dimming to 10%           | •     | •     | •     | •     | •     | 6.45     | 2           | •           |
| BG1501500   | LF4SSQLWW      | 785235430159 | 4" housing, High Efficacy LED Square Wall Wash with 0-10V dimming to 10% |       | •     |       |       |       | 6.45     | 1           |             |
| BG1501600   | LF6SSQL        | 785235430166 | 6" High Efficacy LED Square Housing with 0-10V dimming to 10%            | •     |       | •     |       |       | 5.64     | 2           | •           |
| BG1501700   | LF6SSQLWW      | 785235430173 | 6" High Efficacy LED Square Wall Wash Housing with 0-10V dimming to 10%  | •     |       |       |       |       | 5.66     | 1           |             |

**QS 10 10-Day Quick Ship Ordering Guide**  
Order Limit Per Fixture Selection: 50 Pieces or Less


**All Non Stocked LiteFrame Squares LED Housings are Quick Ship. Except HDM & 2DM**



**LiteFrame<sup>®</sup> 4" LED Housing and Trims**

- Commercial grade LED downlight
- Minimum 50,000 hours at 70% lumen maintenance
- ENERGY STAR<sup>®</sup> Qualified
- Color consistency using remote phosphor technology

| Part Number | Catalog Number | UPC Code     | Description                                                                                               | CA 03 | GA 27 | IL 06 | NJ 12 | TX 04 | Wt. each | # on Carton | Energy Star |
|-------------|----------------|--------------|-----------------------------------------------------------------------------------------------------------|-------|-------|-------|-------|-------|----------|-------------|-------------|
| BG1500800   | LF4SL          | 785235430081 | 4" housing, High Efficacy LED with 0-10V dimming to 10%                                                   | •     | •     | •     | •     | •     | 6.6      | 2           | •           |
| BG1512900   | LF4SLEMR       | 785235430708 | 4" housing, High Efficacy LED with Remote Emergency Battery Pack, 0-10V dimming to 10%                    | •     |       |       | •     | •     | 10.68    | 1           |             |
| BG1580800   | 4LFSL11L35K    | 785235432443 | 4" Open Reflector/LED Light Engine Assembly, 1100 lumens, 3500 Kelvin with clear reflector                | •     | •     | •     | •     | •     | 3.03     | 1           | •           |
| BG1581100   | 4LFSL11L35KWT  | 785235432450 | 4" Open Reflector/LED Light Engine Assembly, 1100 lumens, 3500 Kelvin with clear reflector and white trim | •     |       |       | •     |       | 4.4      | 1           | •           |
| BG1581000   | 4LFSL20L35K    | 785235432467 | 4" Open Reflector/LED Light Engine Assembly, 2000 lumens, 3500 Kelvin with clear reflector                | •     | •     | •     |       |       | 4.4      | 1           | •           |
| BG1571600   | LF4SLCP        | 785235431385 | 4" CP Housing, High Efficacy LED with 0-10V dimming to 10%                                                |       |       | •     |       |       | 16.0     | 1           |             |



### LiteFrame® 6" LED Housing and Trims

- Minimum 50,000 hours at 70% lumen maintenance
- Over 70+ lumens per watt delivered
- ENERGY STAR® Qualified
- 5-year warranty

| Part Number | Catalog Number | UPC Code     | Description                                                                                               | CA 03 | GA 27 | IL 06 | NJ 12 | TX 04 | Wt. each | # on Carton | Energy Star |
|-------------|----------------|--------------|-----------------------------------------------------------------------------------------------------------|-------|-------|-------|-------|-------|----------|-------------|-------------|
| BG1500700   | LF6SL          | 785235430074 | 6" housing, High Efficacy LED with 0-10V dimming to 10%                                                   | •     | •     | •     | •     | •     | 5.15     | 2           | •           |
| BG1571700   | LF6SLCP        | 785235431392 | 6" Chicago Plenum Housing, High Efficacy LED with 0-10V dimming to 10%                                    |       |       | •     |       |       | 8.5      | 1           |             |
| BG1502500   | LF6SLWW        | 785235430333 | 6" housing, High Efficacy LED Wall Wash with 0-10V dimming to 10%                                         | •     | •     | •     | •     | •     | 5.15     | 1           |             |
| BG1503200   | LF6SLEM        | 785235430326 | 6" housing, High Efficacy LED with Remote Emergency Battery Pack, 0-10V dimming to 10%                    | •     | •     | •     |       | •     | 9.97     | 1           |             |
| BG1545000   | LF6ML          | 785235431095 | 6" housing, High Efficacy 3000 lumen LED with 0-10V dimming to 10%, 120V-277V                             | •     |       | •     |       | •     | 5.15     | 2           | •           |
| BG1580700   | 6LFSL11L35K    | 785235432474 | 6" Open Reflector/LED Light Engine Assembly, 1100 lumens, 3500 Kelvin, clear reflector                    | •     | •     | •     | •     | •     | 3        | 1           | •           |
| BG1581200   | 6LFSL11L35KWT  | 785235432481 | 6" Open Reflector/LED Light Engine Assembly, 1100 lumens, 3500 Kelvin, clear reflector with white trim    | •     | •     |       | •     |       | 3        | 1           | •           |
| BG1581400   | 6LFSL15L35K    | 785235432498 | 6" Open Reflector/LED Light Engine Assembly, 1500 lumens, 3500 Kelvin, clear reflector                    | •     | •     |       |       | •     | 3        | 1           | •           |
| BG1581900   | 6LFSL15L35KCP  | 785235432566 | 6" Chicago Plenum Open Reflector/LED Light Engine Assembly, 1500 lumens, 3500 Kelvin with clear reflector |       |       | •     |       |       | 3.15     | 1           |             |
| BG1581500   | 6LFSL15L35KWT  | 785235432504 | 6" Open Reflector/LED Light Engine Assembly, 1500 lumens, 3500 Kelvin, clear reflector with white trim    | •     |       |       |       | •     | 3        | 1           | •           |
| BG1580900   | 6LFSL20L35K    | 785235432511 | 6" Open Reflector/LED Light Engine Assembly, 2000 lumens, 3500 Kelvin, clear reflector                    |       | •     | •     |       | •     | 3        | 1           | •           |
| BG1582000   | 6LFSL20L35KCP  | 785235432573 | 6" Chicago Plenum Open Reflector/LED Light Engine Assembly, 2000 lumens, 3500 Kelvin with clear reflector |       |       | •     |       |       | 3.15     | 1           |             |
| BG1581300   | 6LFSL20L35KWT  | 785235432528 | 6" Open Reflector/LED Light Engine Assembly, 2000 lumens, 3500 Kelvin, clear reflector with white trim    |       | •     | •     | •     | •     | 3        | 1           | •           |
| BG1581600   | 6LFSL20L40K    | 785235432535 | 6" Open Reflector/LED Light Engine Assembly, 2000 lumens, 4000 Kelvin, clear reflector                    | •     |       | •     |       |       | 3        | 1           | •           |
| BG1581700   | 6LFSL20L40KWT  | 785235432542 | 6" Open Reflector/LED Light Engine Assembly, 2000 lumens, 4000 Kelvin, clear reflector with white trim    | •     |       |       |       | •     | 3        | 1           | •           |
| BG1344900   | LFSC6          | 785235047654 | 6" Reflector screw cover                                                                                  | •     |       |       |       |       | 0.24     | 12          |             |
| BG1374400   | LFSC6EM        | 785235051989 | 6" Reflector screw cover with EM                                                                          | •     |       |       |       |       | 0.24     | 12          |             |



### LiteFrame® 8" LED Housing and Trim

- Minimum 50,000 hours at 70% lumen maintenance
- Over 70+ lumens per watt delivered
- ENERGY STAR® Qualified
- 5-year warranty

| Part Number | Catalog Number | UPC Code     | Description                                                                            | CA 03 | GA 27 | IL 06 | NJ 12 | TX 04 | Wt. each | # on Carton | Energy Star |
|-------------|----------------|--------------|----------------------------------------------------------------------------------------|-------|-------|-------|-------|-------|----------|-------------|-------------|
| BG1502000   | LF8SL          | 785235430272 | 8" housing, High Efficacy LED with 0-10V dimming to 10%                                | •     | •     | •     | •     | •     | 5.24     | 2           | •           |
| BG1545100   | LF8ML          | 785235431101 | 8" housing, High Efficacy 3000 lumen LED with 0-10V dimming to 10%, 120V-277V          | •     |       | •     |       | •     | 5.24     | 2           | •           |
| BG1581800   | 8LFSL20L35K    | 785235432559 | 8" Open Reflector/LED Light Engine Assembly, 2000 lumens, 3500 Kelvin, clear reflector | •     |       |       |       |       | 4.4      | 1           | •           |




### 10-Day Quick Ship Ordering Guide

Order Limit Per Fixture Selection: 50 Pieces or Less

| LF4SL          |                                                                                              | 4LFSL20L        |                                                                                               | 30K            | WH                    | WT                                                                             |
|----------------|----------------------------------------------------------------------------------------------|-----------------|-----------------------------------------------------------------------------------------------|----------------|-----------------------|--------------------------------------------------------------------------------|
| HOUSING        |                                                                                              | TRIM            |                                                                                               | LED COLOR TEMP | REFLECTOR COLORS      | REFLECTOR OPTIONS                                                              |
| <b>LF4SL</b>   | 4" High Efficacy LED Housing with 0-10V Dimming to 10%                                       | <b>4LFSL11L</b> | 4" Open Reflector/Light Engine Assembly, 1100 lumen module, Semi-diffuse Clear Alzak Standard | <b>30K</b>     | <b>WH</b> White Paint | <b>WT</b> White Trim                                                           |
| <b>LF6SL</b>   | 6" High Efficacy LED Housing with 0-10V Dimming to 10%, for 1100, 1500, or 2000 Lumen module | <b>4LFSL15L</b> | 4" Open Reflector/Light Engine Assembly, 1500 lumen module, Semi-diffuse Clear Alzak Standard | <b>35K</b>     |                       | <b>TRG</b> Trim Ring Gasket (factory installed)                                |
| <b>LF6SLEM</b> | 6" High Efficacy LED Remote Emergency Battery Pack Housing with 0-10V dimming to 10%         | <b>4LFSL20L</b> | 4" Open Reflector/Light Engine Assembly, 2000 lumen module, Semi-diffuse Clear Alzak Standard | <b>40K</b>     |                       | <b>WW</b> Wall Wash                                                            |
| <b>LF6ML*</b>  | 6" High Efficacy 3000 Lumen LED Housing with 0-10V dimming to 10%                            | <b>6LFSL11L</b> | 6" Open Reflector/Light Engine Assembly, 1100 lumen module, Semi-diffuse Clear Alzak Standard |                |                       | <b>EM</b> Emergency Battery Pack with integral test switch and indicator light |
| <b>LF8SL</b>   | 8" High Efficacy LED Housing with 0-10V Dimming to 10%, for 1100, 1500, or 2000 Lumen module | <b>6LFSL15L</b> | 6" Open Reflector/Light Engine Assembly, 1500 lumen module, Semi-diffuse Clear Alzak Standard |                |                       |                                                                                |
| <b>LF8ML*</b>  | 8" High Efficacy 3000 lumen LED Housing with 0-10V dimming to 10%                            | <b>6LFSL20L</b> | 6" Open Reflector/Light Engine Assembly, 2000 lumen module, Semi-diffuse Clear Alzak Standard |                |                       |                                                                                |
|                |                                                                                              | <b>6LFML30L</b> | 6" Open Reflector/Light Engine Assembly, 3000 lumen module, Semi-diffuse Clear Alzak Standard |                |                       |                                                                                |
|                |                                                                                              | <b>8LFSL11L</b> | 8" Open Reflector/Light Engine Assembly, 1100 lumen module, Semi-diffuse Clear Alzak Standard |                |                       |                                                                                |
|                |                                                                                              | <b>8LFSL15L</b> | 8" Open Reflector/Light Engine Assembly, 1500 lumen module, Semi-diffuse Clear Alzak Standard |                |                       |                                                                                |
|                |                                                                                              | <b>8LFSL20L</b> | 8" Open Reflector/Light Engine Assembly, 2000 lumen module, Semi-diffuse Clear Alzak Standard |                |                       |                                                                                |
|                |                                                                                              | <b>8LFML30L</b> | 8" Open Reflector/Light Engine Assembly, 3000 lumen module, Semi-diffuse Clear Alzak Standard |                |                       |                                                                                |

\*Can only be used with corresponding 3000 lumen module trim



### LiteFrame® 6" Compact Fluorescent Housing and Trims

- Ideal where price and availability are paramount
- Features WFT2 optics with nominal 60° cutoff for high efficiency and wide spacing
- Top relamping capability
- Chicago Plenum (CP) option available, see specification sheet
- Damp listed

| Part Number | Catalog Number | UPC Code     | Description                                               | CA 03 | GA 27 | IL 06 | NJ 12 | TX 04 | Wt. each | # on Carton |
|-------------|----------------|--------------|-----------------------------------------------------------|-------|-------|-------|-------|-------|----------|-------------|
| BG745000    | LF6CFH226EB    | 785235128261 | 6" horizontal, 2-lamp 26W Quad tube housing               |       |       | •     |       |       | 7.2      | 2           |
| BG946500    | LF6CFH132EB    | 785235041423 | 6" horizontal, 1-lamp 26/32/42W Triple tube housing       |       |       | •     |       |       | 6        | 2           |
| BG1078000   | 6CFH           | 785235044615 | 6" horizontal, 2-lamp CF, clear Alzak                     |       |       | •     |       |       | 3.1      | 6           |
| BG1077900   | 6CFH1          | 785235044608 | 6" horizontal, 1-lamp clear Alzak for triple tube housing |       |       | •     |       |       | 3.1      | 6           |
| BG749200    | LF6CFV32EB     | 785235128292 | 6" vertical, 26/32/42W Triple tube housing                |       |       | •     |       |       | 4.8      | 2           |
| BG1077800   | 6CFV           | 785235044592 | 6" vertical, 2-lamp CF, clear Alzak                       |       |       | •     |       |       | 3.7      | 6           |
| BG1077801   | 6CFVWT         | 785235045766 | 6" vertical, 2-lamp CF, clear Alzak with white trim       |       |       | •     |       |       | 3.7      | 6           |



### 10-Day Quick Ship Ordering Guide

Order Limit Per Fixture Selection: 50 Pieces or Less

| LF6CFH226EB        |                                                                        | 6CFH         | WT                       |
|--------------------|------------------------------------------------------------------------|--------------|--------------------------|
| HOUSING            | HOUSING OPTIONS                                                        | REFLECTORS   | REFLECTOR COLORS         |
| <b>LF6CFH132EB</b> | 6" (1) 26/32/42W Triple tube, multi-volt electronic ballast (120-277V) | <b>6CFH</b>  | <b>BLANK</b> Clear Alzak |
| <b>LF6CFH226EB</b> | 6" , (2) 26W Quad, multi-volt electronic ballast (120-277V)            | <b>6CFH1</b> |                          |
| <b>LF8CFH132EB</b> | 8" (1) 26/32/42W Triple tube, multi-volt electronic ballast (120-277V) | <b>8CFH</b>  |                          |
| <b>LF8CFH226EB</b> | 8" , (2) 26W Quad, multi-volt electronic ballast (120-277V)            | <b>8CFH1</b> |                          |
| <b>LF8CFH232EB</b> | 8" (2) 32/42W Triple tube, multi-volt electronic ballast (120-277V)    | <b>8CFHT</b> |                          |

**DM** Electronic dimming ballast to 5%, 4-wire, 0-10V, (120V thru 277V)

**REFLECTOR OPTIONS**

- WW** Wall Wash
- WT** White flange (Alzak only)
- TRG** Trim Ring Gasket (Factory installed)




### Retroficient™ 6" LiteFrame® Commercial LED Housing and Trims

- Glare free optical control
- 1000-1800 Lumens delivered
- Easy installation from below the ceiling
- ENERGY STAR® Qualified

| Part Number | Catalog Number | UPC Code     | Description                                                                                                              | CA 03 | GA 27 | IL 06 | NJ 12 | TX 04 | Wt. each | # on Carton | Energy Star |
|-------------|----------------|--------------|--------------------------------------------------------------------------------------------------------------------------|-------|-------|-------|-------|-------|----------|-------------|-------------|
| BG1577400   | RLC6SL         | 785235432214 | 6" Standard Lumen LED Retrofit Housing, 120V-277V, Non-Dimming                                                           | •     |       |       |       |       | 4.66     | 1           | •           |
| BG1577500   | RLC6SLDM       | 785235432221 | 6" Standard Lumen LED Retrofit Housing, 120V-277V, 0-10V 10% Dimming                                                     | •     |       |       |       |       | 4.66     | 1           | •           |
| BG1569200   | 6LCSL10L35K8   | 785235431606 | 6" Standard Lumen Commercial LED Light Engine Assembly, 1000 Lumens, 3500 Kelvin, 80 CRI, clear reflector                | •     | •     | •     |       | •     | 1.72     | 1           | •           |
| BG1569300   | 6LCSL14L35K8   | 785235431613 | 6" Standard Lumen Commercial LED Light Engine Assembly, 1400 Lumens, 3500 Kelvin, 80 CRI, clear reflector                | •     | •     | •     |       | •     | 1.72     | 1           | •           |
| BG1569400   | 6LCSL18L35K8   | 785235431620 | 6" Standard Lumen Commercial LED Light Engine Assembly, 1800 Lumens, 3500 Kelvin, 80 CRI, clear reflector                | •     | •     | •     |       | •     | 1.72     | 1           | •           |
| BG1569500   | 6LCSL10L40K8WT | 785235431637 | 6" Standard Lumen Commercial LED Light Engine Assembly, 1000 Lumens, 4000 Kelvin, 80 CRI, clear reflector and white trim |       | •     |       |       |       | 1.72     | 1           | •           |
| BG1569600   | 6LCSL10L35K8WT | 785235431644 | 6" Standard Lumen Commercial LED Light Engine Assembly, 1000 Lumens, 3500 Kelvin, 80 CRI, clear reflector and white trim | •     | •     |       |       | •     | 1.72     | 1           | •           |
| BG1569700   | 6LCSL14L35K8WT | 785235431651 | 6" Standard Lumen Commercial LED Light Engine Assembly, 1400 Lumens, 3500 Kelvin, 80 CRI, clear reflector and white trim | •     | •     |       |       | •     | 1.72     | 1           | •           |
| BG1569800   | 6LCSL18L35K8WT | 785235431668 | 6" Standard Lumen Commercial LED Light Engine Assembly, 1800 Lumens, 3500 Kelvin, 80 CRI, clear reflector and white trim | •     | •     | •     |       | •     | 1.72     | 1           | •           |
| BG1569900   | 6LCSL14L35K8WH | 785235431675 | 6" Standard Lumen Commercial LED Light Engine Assembly, 1800 Lumens, 3500 Kelvin, 80 CRI, white reflector and white trim | •     | •     |       |       | •     | 1.47     | 1           |             |
| BG1570000   | 6LCSL18L40K8   | 785235431682 | 6" Standard Lumen Commercial LED Light Engine Assembly, 1800 Lumens, 4000 Kelvin, 80 CRI, clear reflector                |       |       | •     |       | •     | 1.72     | 1           | •           |
| BG1570100   | 6LCSL14L40K8   | 785235431699 | 6" Standard Lumen Commercial LED Light Engine Assembly, 1400 Lumens, 4000 Kelvin, 80 CRI, clear reflector                |       |       | •     |       |       | 1.72     | 1           | •           |

**QS 10** 10-Day Quick Ship Ordering Guide  
 Order Limit Per Fixture Selection: 50 Pieces or Less  
 All Non Stocked Retroficient LiteFrame Commercial Housings including 8" models are Quick Ship.



### Retroficient™ 6" LiteFrame® LED Housing and Trims

- Minimum 50,000 hour at 70% lumen maintenance system life
- ENERGY STAR® Qualified
- Easy installation from below the ceiling
- Over 70 lumens per watt delivered
- CSA listed for wet locations and through wiring

| Part Number | Catalog Number | UPC Code     | Description                                                                                           | CA 03 | GA 27 | IL 06 | NJ 12 | TX 04 | Wt. each | # on Carton | Energy Star |
|-------------|----------------|--------------|-------------------------------------------------------------------------------------------------------|-------|-------|-------|-------|-------|----------|-------------|-------------|
| BG1501800   | RLF6SL         | 785235430180 | 6" housing, High Efficacy LED Retrofit with 0-10V dimming to 10%                                      | •     | •     |       |       | •     | 5        | 1           | •           |
| BG1580700   | 6LFSL11L35K    | 785235432474 | 6" Open Reflector/LED Light Engine Assembly, 1100 lumens, 3500 Kelvin, clear reflector                | •     | •     | •     | •     | •     | 3        | 1           | •           |
| BG1581200   | 6LFSL11L35KWT  | 785235432481 | 6" Open Reflector/LED Light Engine Assembly, 1100 lumens, 3500 Kelvin, clear reflector and white trim | •     | •     |       | •     | •     | 3        | 1           | •           |
| BG1581400   | 6LFSL15L35K    | 785235432498 | 6" Open Reflector/LED Light Engine Assembly, 1500 lumens, 3500 Kelvin, clear reflector                | •     | •     |       |       | •     | 3        | 1           | •           |
| BG1581500   | 6LFSL15L35KWT  | 785235432504 | 6" Open Reflector/LED Light Engine Assembly, 1500 lumens, 3500 Kelvin, clear reflector and white trim | •     |       |       |       | •     | 3        | 1           | •           |
| BG1580900   | 6LFSL20L35K    | 785235432511 | 6" Open Reflector/LED Light Engine Assembly, 2000 lumens, 3500 Kelvin, clear reflector                | •     | •     | •     |       | •     | 3        | 1           | •           |
| BG1581300   | 6LFSL20L35KWT  | 785235432528 | 6" Open Reflector/LED Light Engine Assembly, 2000 lumens, 3500 Kelvin, clear reflector and white trim | •     | •     | •     | •     | •     | 3        | 1           | •           |
| BG1581600   | 6LFSL20L40K    | 785235432535 | 6" Open Reflector/LED Light Engine Assembly, 2000 lumens, 4000 Kelvin, clear reflector                | •     |       | •     |       | •     | 3        | 1           | •           |
| BG1581700   | 6LFSL20L40KWT  | 785235432542 | 6" Open Reflector/LED Light Engine Assembly, 2000 lumens, 4000 Kelvin, clear reflector and white trim | •     |       |       |       | •     | 3        | 1           | •           |




### Retroficient™ 8" LiteFrame® LED Housing and Trim

- Minimum 50,000 hour at 70% lumen maintenance system life
- ENERGY STAR® Qualified
- Easy installation from below the ceiling
- Over 70 lumens per watt delivered
- CSA listed for wet locations and through wiring

| Part Number | Catalog Number | UPC Code     | Description                                                                            | CA 03 | GA 27 | IL 06 | NJ 12 | TX 04 | Wt. each | # on Carton | Energy Star |
|-------------|----------------|--------------|----------------------------------------------------------------------------------------|-------|-------|-------|-------|-------|----------|-------------|-------------|
| BG1501900   | RLF8SL         | 785235430197 | 8" housing, High Efficacy LED Retrofit with 0-10V dimming to 10%                       | •     | •     | •     | •     | •     | 5        | 1           | •           |
| BG1581800   | 8LFSL20L35K    | 785235432559 | 8" Open Reflector/LED Light Engine Assembly, 2000 lumens, 3500 Kelvin, clear reflector | •     |       |       |       | •     | 3.5      | 1           | •           |

**QS 10** 10-Day Quick Ship Ordering Guide  
 Order Limit Per Fixture Selection: 50 Pieces or Less  
 All Non Stocked Retroficient LiteFrame LED Housings are Quick Ship. Except HDM & 2DM



## LiteFrame<sup>®</sup> Commercial LED 6" & 8" Housings and Trims

- 1000-4000 Lumens delivered
- Minimum 50,000 hour at 70% lumen maintenance system life
- ENERGY STAR<sup>®</sup> Qualified
- Non-IC rated. Suitable for wet locations and through branch wiring

| Part Number | Catalog Number | UPC Code      | Description                                                                                                              | CA 03 | GA 27 | IL 06 | NJ 12 | TX 04 | Wt. each | # on Carton | Energy Star |
|-------------|----------------|---------------|--------------------------------------------------------------------------------------------------------------------------|-------|-------|-------|-------|-------|----------|-------------|-------------|
| BG1577200   | LC6SL          | 785235432115  | 6" Standard Lumen LED Housing, 120V-277V Non-Dimming                                                                     | •     | •     | •     |       | •     | 5.58     | 2           | •           |
| BG1577300   | LC6SLDM        | 785235432108  | 6" Standard Lumen LED Housing, 120V-277V 0-10V 10% Dimming                                                               | •     | •     | •     |       | •     | 5.58     | 2           | •           |
| BG1577600   | LC6SLDMEM      | 785235432122  | 6" Standard Lumen LED Housing 120V-277V 0-10V Dimming, Battery Backup                                                    | •     |       |       |       | •     | 11.125   | 1           |             |
| BG1578000   | LC6SLCP        | 785235432085  | 6" Standard Lumen LED Housing, 120V-277V Non-Dimming, Chicago Plenum Rated                                               |       |       | •     |       |       | 6        | 1           |             |
| BG1578100   | LC6SLDMCP      | 785235432092  | 6" Standard Lumen LED Housing, 120V-277V Non-Dimming, Chicago Plenum Rated                                               |       |       | •     |       |       | 6        | 1           |             |
| BG1569200   | 6LCSL10L35K8   | 785235431606  | 6" Standard Lumen Commercial LED Light Engine Assembly, 1000 Lumens, 3500 Kelvin, 80 CRI, clear reflector                | •     | •     | •     |       | •     | 1.72     | 1           | •           |
| BG1569600   | 6LCSL10L35K8WT | 785235431644  | 6" Standard Lumen Commercial LED Light Engine Assembly 1000 lumens, 3500 Kelvin, 80 CRI, clear reflector and white trim  | •     |       |       |       | •     | 1.72     | 1           | •           |
| BG1569500   | 6LCSL10L40K8WT | 785235431637  | 6" Standard Lumen Commercial LED Light Engine Assembly, 1000 Lumens, 4000 Kelvin, 80 CRI, clear reflector and white trim |       |       |       |       |       | 1.72     | 1           | •           |
| BG1569300   | 6LCSL14L35K8   | 7852354131613 | 6" Standard Lumen Commercial LED Light Engine Assembly, 1400 Lumens, 3500 Kelvin, 80 CRI, clear reflector                | •     | •     | •     |       | •     | 1.72     | 1           | •           |
| BG1569900   | 6LCSL14L35K8WH | 785235431675  | 6" Standard Lumen Commercial LED Light Engine Assembly, 1400 Lumen, 3500 Kelvin, 80 CRI, white reflector and trim        | •     |       |       |       | •     | 1.72     | 1           |             |
| BG1569700   | 6LCSL14L35K8WT | 785235431651  | 6" Standard Lumen Commercial LED Light Engine Assembly, 1400 Lumens, 3500 Kelvin, 80 CRI, clear reflector and white trim | •     |       |       |       | •     | 1.72     | 1           | •           |
| BG1570100   | 6LCSL14L40K8   | 785235431699  | 6" Standard Lumen Commercial LED Light Engine Assembly, 1400 Lumens, 4000 Kelvin, 80 CRI, clear reflector                |       | •     | •     |       |       | 1.72     | 1           | •           |
| BG1569400   | 6LCSL18L35K8   | 785235431620  | 6" Standard Lumen Commercial LED Light Engine Assembly, 1800 Lumens, 4000 Kelvin, 80 CRI, clear reflector                | •     | •     | •     |       | •     | 1.72     | 1           | •           |
| BG1569800   | 6LCSL18L35K8WT | 785235431668  | 6" Standard Lumen Commercial LED Light Engine Assembly, 1800 Lumens, 3500 Kelvin, 80 CRI, clear reflector and white trim | •     | •     | •     |       | •     | 1.72     | 1           | •           |
| BG1570000   | 6LCSL18L40K8   | 785235431682  | 6" Standard Lumen Commercial LED Light Engine Assembly, 1800 Lumens, 4000 Kelvin, 80 CRI, clear reflector                |       | •     | •     |       | •     | 1.72     | 1           | •           |
| BG1577700   | LC6ML          | 785235432139  | 6" Medium Lumen LED Housing 120V-277V 0-10V 10% Dimming                                                                  | •     |       |       |       | •     | 5.58     | 2           |             |
| BG1525900   | 6LCML24L35K8   | 785235430982  | 6" Medium Lumen Commercial LED Light Engine Assembly, 2400 Lumens, 3500 Kelvin, 80 CRI, clear reflector                  | •     |       |       |       |       | 3.77     | 1           |             |
| BG1526000   | 6LCML30L35K8   | 785235430999  | 6" Medium Lumen Commercial LED Light Engine Assembly, 3000 Lumens, 3500 Kelvin, 80 CRI, clear reflector                  | •     | •     |       |       |       | 3.77     | 1           |             |
| BG1564500   | LC6HL          | 785235431293  | 6" High Lumen LED Housing 120V-277V 0-10V 5% Dimming                                                                     | •     | •     |       |       |       | 4.97     | 2           |             |
| BG1564600   | LC8HL          | 785235431309  | 8" High Lumen LED Housing 120V-277V 0-10V 5% Dimming                                                                     | •     | •     |       |       |       | 4.97     | 2           |             |



**10-Day Quick Ship Ordering Guide**  
Order Limit Per Fixture Selection: 50 Pieces or Less

All Non Stocked LiteFrame Commercial Housings including 8" are Quick Ship.



**5-Day Quick Ship Ordering Guide**  
Order Limit Per Fixture Selection: 20 Pieces or Less

| LC6SL                                                       | EM                       | 6LCSL                                      | 14L                                            | 35K             | 8                 | WH                                  | EM                                             |
|-------------------------------------------------------------|--------------------------|--------------------------------------------|------------------------------------------------|-----------------|-------------------|-------------------------------------|------------------------------------------------|
| HOUSING                                                     | HOUSING OPTION           | TRIM APERTURE                              | OUTPUT                                         | KELVIN          | CRI               | REF. FINISH/COLOR OPTION            | REF. OPTIONS                                   |
| LC6SL Standard lumen non-dimming 120V-277V                  | EM Integral Battery Pack | 6LCSL Standard Lumen Clear Alzak Reflector | 10L <sup>2</sup> Nominal 1000 delivered lumens | 27K 2700 Kelvin | 8 Nominal 80+ CRI | WH Painted white reflector and trim | WT Painted white flange                        |
| LC6ML <sup>1</sup> Medium lumen 0-10V 10% dimming 120V-277V | 277 277V                 | 6LCML Medium Lumen Clear Alzak Reflector   | 14L <sup>2</sup> Nominal 1400 delivered lumens | 30K 3000 Kelvin |                   |                                     | WW Wall Wash                                   |
|                                                             |                          |                                            | 18L <sup>2</sup> Nominal 1800 delivered lumens | 35K 3500 Kelvin |                   |                                     | EM Integral Battery with pre-punched reflector |
|                                                             |                          |                                            | 24L <sup>3</sup> Nominal 2400 delivered lumens | 40K 4000 Kelvin |                   |                                     |                                                |
|                                                             |                          |                                            | 30L <sup>3</sup> Nominal 3000 delivered lumens |                 |                   |                                     |                                                |

<sup>1</sup> Not available with EM option  
<sup>2</sup> 10L, 14L and 18L for use with SL housing type  
<sup>3</sup> 24L and 30L for use with ML housing type



LiteBox® Plus Housing and Trims

| Part Number | Catalog Number | UPC Code     | Description                                              | CA 03 | GA 27 | IL 06 | NJ 12 | TX 04 | Wt. each | # on Carton | Energy Star |
|-------------|----------------|--------------|----------------------------------------------------------|-------|-------|-------|-------|-------|----------|-------------|-------------|
| BG1565800   | LBP6           | 785235431316 | 6" LiteBox Plus+ LED Housing                             | •     | •     | •     | •     | •     | 4.20     | 1           | •           |
| BG1569000   | 6LBP8L30KWH    | 785235431361 | 6" White trim, 800 Lumen 120-277 dual 1% dimming, 3000K  | •     |       |       | •     |       | 2.55     | 1           | •           |
| BG1569100   | 6LBP8L35KWH    | 785235431378 | 6" White trim, 800 Lumen 120-277 dual 1% dimming, 3500K  | •     |       |       | •     |       | 2.55     | 1           | •           |
| BG1565900   | 6LBP11L30KWH   | 785235431323 | 6" White trim, 1100 Lumen 120-277 dual 1% dimming, 3000K | •     |       | •     | •     |       | 2.55     | 1           | •           |
| BG1566000   | 6LBP11L35KWH   | 785235431330 | 6" White trim, 1100 Lumen 120-277 dual 1% dimming, 3500K | •     |       |       | •     |       | 2.55     | 1           | •           |
| BG1566100   | 6LBP15L30KWH   | 785235431347 | 6" White trim, 1500 Lumen 120-277 dual 1% dimming, 3000K | •     |       | •     | •     |       | 2.55     | 1           | •           |
| BG1566200   | 6LBP15L35KWH   | 785235431354 | 6" White trim, 1500 Lumen 120-277 dual 1% dimming, 3500K | •     |       |       | •     |       | 2.55     | 1           | •           |
| BG1579400   | LBP6CP         | 785235432252 | 6" CP Rated LiteBox Plus+ LED Housing                    |       |       | •     |       |       | 4.20     | 1           | •           |

LiteBox



LiteBox® 6" LED Downlight New & Retrofit Applications

| Part Number | Catalog Number   | UPC Code     | Description                                                                               | CA 03 | GA 27 | IL 06 | NJ 12 | TX 04 | Wt. each | # on Carton | Energy Star |
|-------------|------------------|--------------|-------------------------------------------------------------------------------------------|-------|-------|-------|-------|-------|----------|-------------|-------------|
| BG1443200   | DBXQL            | 785235428989 | 6" housing, QuickLink LED, for new construction. Dual labeled for IC/ non-IC.             | •     | •     | •     | •     | •     | 4.9      | 8           |             |
| BG1563400   | DBXQL CP         | 785235431422 | 6" Chicago Plenum housing, line voltage, for new construction. Dual labeled for IC/non-IC |       |       | •     |       |       | 5.0      | 8           |             |
| BG1477800   | LB6LEDA10L30K WH | 785235429337 | 6" White trim, 120V w/ dimming to 15% 1000 Lumen 3000K                                    |       | •     | •     | •     | •     | 1.5      | 8           | •           |
| BG1477900   | LB6LEDA10L35K WH | 785235429344 | 6" White trim, 120V w/ dimming to 15% 1000 Lumen 3500K                                    |       | •     | •     | •     | •     | 1.5      | 8           | •           |



LiteBox® 5" LED Surface Downlight New & Retrofit Applications

| Part Number | Catalog Number    | UPC Code     | Description                                                            | CA 03 | GA 27 | IL 06 | NJ 12 | TX 04 | Wt. each | # on Carton | Energy Star |
|-------------|-------------------|--------------|------------------------------------------------------------------------|-------|-------|-------|-------|-------|----------|-------------|-------------|
| BG1529200   | LBS5LEDA6L30K9 WH | 785235430944 | Surface Mount LED Module 1000 lumens, 3000 Kelvin, 90 CRI, j-box mount | •     | •     |       |       | •     | 0.91     | 8           | •           |



LiteBox® 6" LED Surface Downlight New & Retrofit Applications

- 17 watt input power, 1032 lumens
- ENERGY STAR® Qualified
- Installs to standard 4x4 J-Box
- California Title 24 compliant
- Wet Listed

| Part Number | Catalog Number     | UPC Code     | Description                                                      | CA 03 | GA 27 | IL 06 | NJ 12 | TX 04 | Wt. each | # on Carton | Energy Star |
|-------------|--------------------|--------------|------------------------------------------------------------------|-------|-------|-------|-------|-------|----------|-------------|-------------|
| BG1505100   | LBSLEDA10L30K9 WH  | 785235430128 | Surface Mount LED Module 1000 lumens, 3000 Kelvin, 90 CRI        | •     | •     | •     | •     | •     | 1.4      | 8           | •           |
| BG1521300   | LBSQLEDA10L30K9 WH | 785235430869 | Square Surface Mount LED Module 1000 lumens, 3000 Kelvin, 90 CRI | •     |       |       |       | •     | 1.4      | 8           | •           |
| BG1535600   | LBSMTGKIT          | 785235431064 | Mounting Kit for LiteBox LED Surface fixtures                    | •     |       |       |       |       | 0.4      | 8           |             |



LiteBox® 6" and Line Voltage IC/Non-IC Housing & Trims

- Ideal for residential and multi-family applications
- Pro-Nail™ Bar Hanger
- AirShield/AirTight
- Patented single torsion spring trim
- Dual rated for IC and Non-IC rated applications

| Part Number | Catalog Number | UPC Code     | Description                                                                                 | CA 03 | GA 27 | IL 06 | NJ 12 | TX 04 | Wt. each | # on Carton |
|-------------|----------------|--------------|---------------------------------------------------------------------------------------------|-------|-------|-------|-------|-------|----------|-------------|
| BG1443000   | DBX            | 785235429030 | 6" housing, line voltage, for new construction. Dual labeled for IC/ non-IC.                | •     | •     | •     | •     | •     | 4.2      | 8           |
| BG1443100   | DBXQC          | 785235428972 | 6" housing, line voltage, for new construction. Dual labeled for IC/ non-IC, quick connect. | •     | •     | •     |       | •     | 4.2      | 8           |
| BG233700    | RMNCD          | 785235514309 | 6" housing, line voltage remodel, Dual labeled for IC/ non-IC.                              | •     |       |       |       |       | 3.3      | 6           |
| BG233800    | TA60           | 785235514316 | 6" White eyeball                                                                            | •     |       |       |       |       | 0.7      | 6           |
| BG234100    | TAW65          | 785235514323 | 6" White regressed eyeball                                                                  | •     |       |       |       |       | 0.9      | 6           |
| BG234200    | TB60           | 785235514330 | Stepped black baffle                                                                        |       |       | •     |       |       | 1.2      | 12          |
| BG234300    | TBW60          | 785235514347 | 6" Stepped white baffle                                                                     | •     | •     | •     | •     |       | 0.2      | 12          |
| BG234500    | TBW61          | 785235514354 | 6" Long-neck white baffle                                                                   | •     | •     | •     | •     | •     | 0.2      | 12          |
| BG234800    | TL60           | 785235514385 | 6" Drop Opal shower. non-metallic flange. Wet location listed.                              |       | •     |       |       |       | 1.7      | 6           |
| BG235000    | TL62           | 785235514408 | 6" Fresnel shower. non-metallic flange. Wet location listed.                                |       |       | •     |       |       | 0.8      | 6           |
| BG235100    | TL63           | 785235514415 | 6" Domed polycarbonate shower. Wet location listed.                                         |       |       | •     |       |       | 0.5      | 6           |
| BG235200    | TL64           | 785235514422 | 6" White Albalite flush glass shower. Wet location listed.                                  | •     | •     |       |       |       | 0.5      | 6           |
| BG235600    | TO6            | 785235517188 | 6" White cone                                                                               | •     |       | •     |       |       | 0.2      | 12          |
| BG235700    | TO60C          | 785235514460 | 6" Clear anodized reflector                                                                 | •     | •     |       |       |       | 0.2      | 12          |
| BG236000    | TO61           | 785235514477 | 6" White open splay                                                                         |       |       | •     |       | •     | 0.2      | 12          |





### LiteBox® 6" Compact Fluorescent IC/AirShield™ Rated Downlights and Trims

- Residential and light commercial new construction applications
- Patented single torsion spring trim
- Full reflector design eliminates light leaks
- UL/CUL listed for damp locations
- Pro-Nail™ Bar Hangers come standard


| Part Number | Catalog Number | UPC Code     | Description                                                    | CA 03 | GA 27 | IL 06 | NJ 12 | TX 04 | Wt. each | # on Carton |
|-------------|----------------|--------------|----------------------------------------------------------------|-------|-------|-------|-------|-------|----------|-------------|
| BG1443600   | IBX26ICAT      | 785235429023 | 6" housing, 26W CFL, IC/AirShield                              | •     |       | •     |       |       | 7        | 8           |
| BG234200    | TB60           | 785235514330 | Stepped black baffle                                           |       |       | •     |       |       | 1.2      | 12          |
| BG234300    | TBW60          | 785235514347 | 6" Stepped white baffle                                        | •     | •     | •     | •     |       | 0.2      | 12          |
| BG234500    | TBW61          | 785235514354 | 6" Long-neck white baffle                                      | •     | •     | •     | •     | •     | 0.2      | 12          |
| BG234800    | TL60           | 785235514385 | 6" Drop Opal shower. non-metallic flange. Wet location listed. |       | •     |       |       |       | 1.7      | 6           |
| BG235100    | TL63           | 785235514415 | 6" Domed polycarbonate shower. Wet location listed.            |       |       | •     |       |       | 0.5      | 6           |
| BG235200    | TL64           | 785235514422 | 6" White Albalite flush glass shower. Wet location listed.     | •     | •     |       |       |       | 0.5      | 6           |
| BG235600    | TO6            | 785235517188 | 6" White cone                                                  | •     |       | •     |       |       | 0.2      | 12          |
| BG235700    | TO60C          | 785235514460 | 6" Clear anodized reflector                                    | •     | •     |       |       |       | 0.2      | 12          |
| BG236000    | TO61           | 785235514477 | 6" White open splay                                            |       |       | •     |       | •     | 0.2      | 12          |



### LiteBox® 4" Line Voltage IC/Non-IC Housing and Trims

- Small, concealed line-voltage source
- Pro-Nail™ Bar Hanger
- Designed for accent lighting of residential and light commercial applications
- AirShield/AirTight
- Lamp aiming of 360° horizontally and 20° vertically

| Part Number | Catalog Number | UPC Code     | Description                                                                | CA 03 | GA 27 | IL 06 | NJ 12 | TX 04 | Wt. each | # on Carton |
|-------------|----------------|--------------|----------------------------------------------------------------------------|-------|-------|-------|-------|-------|----------|-------------|
| BG977600    | BX4-120        | 785235043618 | 4" housing, line voltage, non-IC rated, for new construction.              | •     |       | •     |       |       | 4.9      | 6           |
| BG1475100   | IBX4-120       | 785235430722 | 4" housing, line voltage, IC rated, for new construction. AirShield™ rated | •     | •     |       |       |       | 6.7      | 4           |
| BG202900    | RMN4-120       | 785235182355 | 4" housing, line voltage, non-IC remodel                                   |       | •     | •     | •     |       | 0.8      | 6           |
| BG203100    | TA120WBF       | 785235182133 | 4" White baffle                                                            | •     |       |       |       |       | 0.4      | 6           |
| BG203200    | TA120BF        | 785235182140 | 4" Black baffle                                                            | •     |       |       |       |       | 0.4      | 6           |
| BG203400    | TA120C         | 785235182164 | 4" Clear anodized reflector                                                | •     |       |       |       |       | 0.4      | 6           |



### LiteBox® 6" Housing for 9° to 45° Sloped Ceilings and Trims

- Designed for sloped or "cathedral" type ceilings installations with slopes 0° to 45°
- Pro-Nail™ Bar Hanger
- AirShield/AirTight
- IC-rated for direct contact with insulation
- Damp Listed

| Part Number | Catalog Number | UPC Code     | Description                                                                  | CA 03 | GA 27 | IL 06 | NJ 12 | TX 04 | Wt. each | # on Carton |
|-------------|----------------|--------------|------------------------------------------------------------------------------|-------|-------|-------|-------|-------|----------|-------------|
| BG977700    | SCIBX          | 785235043625 | 6" housing, 45° sloped ceiling line voltage, IC rated, for new construction. | •     |       |       |       |       | 5        | 1           |
| BG204100    | TSC6WBF        | 785235182232 | 6" White baffle                                                              | •     |       |       |       |       | 1        | 6           |



### LiteBox® 6" Line Voltage IC Rated Shallow Plenum Housing

- UL/CUL listed and approved for use in damp locations
- AirShield/AirTight
- Accommodates ceilings up to 1-1/2" thick
- Pro-Nail™ Bar Hanger

| Part Number | Catalog Number | UPC Code     | Description                                                | CA 03 | GA 27 | IL 06 | NJ 12 | TX 04 | Wt. each | # on Carton |
|-------------|----------------|--------------|------------------------------------------------------------|-------|-------|-------|-------|-------|----------|-------------|
| BG1467000   | IBXS           | 785235429221 | 6" housing, line voltage shallow plenum, IC rated, remodel |       |       | •     | •     |       | 4.12     | 6           |



### LiteBox® 4" Low Voltage IC and Non-IC Trims

- CSA Listed
- IC Rated and Non IC Rated Trims
- Wet Listed
- Pro-Nail Bar Hangers

| Part Number | Catalog Number | UPC Code     | Description                 | CA 03 | GA 27 | IL 06 | NJ 12 | TX 04 | Wt. each | # on Carton |
|-------------|----------------|--------------|-----------------------------|-------|-------|-------|-------|-------|----------|-------------|
| BG202100    | TA12WBF        | 785235182034 | 4" White baffle             | •     |       |       |       |       | 0.4      | 6           |
| BG202200    | TA12BF         | 785235182041 | 4" Black baffle             | •     |       |       |       |       | 0.4      | 6           |
| BG202300    | TA12C          | 785235182058 | 4" Clear anodized reflector | •     |       |       |       |       | 0.4      | 6           |



### LiteBox® Accessories

- Designed to work with 8" or 10" wood joist ceilings at 16" or 24" centers
- Product is shipped in 8-pack cartons and must be ordered in multiples of 8
- ICBOX can be used with the following Prescolite LiteBox Non-IC housings: BX4-120, BX4-12, TBX, FT6, FT6CF

| Part Number | Catalog Number | UPC Code     | Description                                               | CA 03 | GA 27 | IL 06 | NJ 12 | TX 04 | Wt. each | # on Carton |
|-------------|----------------|--------------|-----------------------------------------------------------|-------|-------|-------|-------|-------|----------|-------------|
| BG939700    | ICBOX          | 785235041355 | Recessed Enclosure for non-IC housings in IC applications |       | •     |       |       |       | 1        | 1           |



### LiteBox® LB4/LBEB4 - 4" Recessed Downlight

- Corresponding fixed and directional downlights
- For new and existing construction
- Designed for accent lighting of residential and light commercial applications
- Suitable for wet locations

| Part Number | Catalog Number  | UPC Code     | Description                                                                               | CA 03 | GA 27 | IL 06 | NJ 12 | TX 04 | Wt. each | # on Carton |
|-------------|-----------------|--------------|-------------------------------------------------------------------------------------------|-------|-------|-------|-------|-------|----------|-------------|
| BG1576000   | LB4A6L27K9 WH   | 785235431828 | 4" Downlight, 600 Lumen, 2700K 9W LED, 120V with 10% dimming, White Trim                  |       |       | •     |       |       | 0.60     | 1           |
| BG1573600   | LB4A6L30K9 WH   | 785235431705 | 4" Downlight, 600 Lumen, 3000K 9W LED, 120V with 10% dimming, White Trim                  |       |       | •     |       |       | 0.60     | 1           |
| BG1573700   | LB4A6L35K9 WH   | 785235431712 | 4" Downlight, 600 Lumen, 3500K 9W LED, 120V with 10% dimming, White Trim                  |       |       | •     |       |       | 0.60     | 1           |
| BG1573800   | LB4A6L40K9 WH   | 785235431729 | 4" Downlight, 600 Lumen, 4000K 9W LED, 120V with 10% dimming, White Trim                  |       |       | •     |       |       | 0.60     | 1           |
| BG1576200   | LBEB4A6L27K9 WH | 785235431903 | 4" Eyeball Downlight, 600 Lumen, 2700K 9W LED, 120V with 10% dimming, White Trim, Eyeball |       |       | •     |       |       | 1.05     | 1           |
| BG1574200   | LBEB4A6L30K9 WH | 785235431767 | 4" Eyeball Downlight, 600 Lumen, 3000K 9W LED, 120V with 10% dimming, White Trim, Eyeball |       |       | •     |       |       | 1.05     | 1           |
| BG1574300   | LBEB4A6L35K9 WH | 785235431774 | 4" Eyeball Downlight, 600 Lumen, 3500K 9W LED, 120V with 10% dimming, White Trim, Eyeball |       |       | •     |       |       | 1.05     | 1           |



### LiteBox® LB6/LBEB6 - 6" Recessed Downlight

- Corresponding fixed and directional downlights
- For new and existing construction
- Designed for accent lighting of residential and light commercial applications
- Suitable for wet locations

| Part Number | Catalog Number  | UPC Code     | Description                                                                                | CA 03 | GA 27 | IL 06 | NJ 12 | TX 04 | Wt. each | # on Carton |
|-------------|-----------------|--------------|--------------------------------------------------------------------------------------------|-------|-------|-------|-------|-------|----------|-------------|
| BG1576100   | LB6A7L27K9 WH   | 785235431866 | 6" Downlight, 700 Lumen, 2700K 10W LED, 120V with 10% dimming, White Trim                  |       |       | •     |       |       | 1.05     | 1           |
| BG1573900   | LB6A7L30K9 WH   | 785235431736 | 6" Downlight, 700 Lumen, 3000K 10W LED, 120V with 10% dimming, White Trim                  |       |       | •     |       |       | 1.05     | 1           |
| BG1574000   | LB6A7L35K9 WH   | 785235431743 | 6" Downlight, 700 Lumen, 3500K 10W LED, 120V with 10% dimming, White Trim                  |       |       | •     |       |       | 1.05     | 1           |
| BG1574100   | LB6A7L40K9 WH   | 785235431750 | 6" Downlight, 700 Lumen, 4000K 10W LED, 120V w/ 10% dimming, White Trim                    |       |       | •     |       |       | 1.05     | 1           |
| BG1576300   | LBEB6A7L27K9 WH | 785235431941 | 6" Eyeball Downlight, 700 Lumen, 2700K 10W LED, 120V with 10% dimming, White Trim, Eyeball |       |       | •     |       |       | 2.00     | 1           |
| BG1574500   | LBEB6A7L30K9 WH | 785235431798 | 6" Eyeball Downlight, 700 Lumen, 3000K 10W LED, 120V with 10% dimming, White Trim, Eyeball |       |       | •     |       |       | 2.00     | 1           |
| BG1574600   | LBEB6A7L35K9 WH | 785235431804 | 6" Eyeball Downlight, 700 Lumen, 3500K 10W LED, 120V with 10% dimming, White Trim, Eyeball |       |       | •     |       |       | 2.00     | 1           |



### 10-Day Quick Ship Ordering Guide Order Limit Per Fixture Selection: 50 Pieces or Less



### Downlight Accessories

| Part Number | Catalog Number | UPC Code     | Description                                                 | CA 03 | GA 27 | IL 06 | NJ 12 | TX 04 | Wt. each | # on Carton |
|-------------|----------------|--------------|-------------------------------------------------------------|-------|-------|-------|-------|-------|----------|-------------|
| AE101000    | B6             | 785235208567 | Set of two bar hangers for ceiling joists up to 24" centers | •     | •     | •     | •     | •     | 0.9      | 1           |
| BE767500    | B24            | 785235103633 | Set of two 24" bar hangers for T-bar ceilings               | •     | •     | •     | •     | •     | 1.6      | 1           |
| SA201000    | FSDFI          | 785235514712 | Fuse kit for field installation                             |       |       | •     |       |       | 1        | 1           |



### FireTight™ 6" Fire-Resistant Housing and LED Trims

- AirShield/AirTight
- Energy saving LED light engine
- One and two hour fire ratings available
- ENERGY STAR® Qualified

| Part Number | Catalog Number   | UPC Code     | Description                                            | CA 03 | GA 27 | IL 06 | NJ 12 | TX 04 | Wt. each | # on Carton | Energy Star |
|-------------|------------------|--------------|--------------------------------------------------------|-------|-------|-------|-------|-------|----------|-------------|-------------|
| BG1332000   | FT6QLIC          | 785235429177 | 6" housing, FireTight LED, IC rated for QuickLink      | •     |       | •     |       |       |          |             |             |
| BG1477800   | LB6LEDA10L30K WH | 785235429337 | 6" White trim, 120V w/ dimming to 15% 1000 Lumen 3000K |       | •     | •     | •     | •     | 1.5      | 8           | •           |
| BG1477900   | LB6LEDA10L35K WH | 785235429344 | 6" White trim, 120V w/ dimming to 15% 1000 Lumen 3500K |       | •     | •     | •     | •     | 1.5      | 8           | •           |



### FireTight™ 6" Fire-Resistant Housings and Trims

- One and two hour fire ratings available
- Non-IC rated, new construction
- AirShield/AirTight
- Damp Listed
- Includes hardware for mounting to furring channels

| Part Number | Catalog Number | UPC Code     | Description                                                         | CA 03 | GA 27 | IL 06 | NJ 12 | TX 04 | Wt. each | # on Carton |
|-------------|----------------|--------------|---------------------------------------------------------------------|-------|-------|-------|-------|-------|----------|-------------|
| BG590700    | FT6            | 785235301527 | 6" housing, FireTight Incandescent Line Voltage non-IC rated        | •     |       |       |       |       | 11       | 1           |
| BG233800    | TA60           | 785235514316 | 6" White eyeball                                                    | •     |       |       |       |       | 0.7      | 6           |
| BG234100    | TAW65          | 785235514323 | 6" White regressed eyeball                                          | •     |       |       |       |       | 0.9      | 6           |
| BG234200    | TB60           | 785235514330 | Stepped black baffle                                                |       |       | •     |       |       | 1.2      | 12          |
| BG234300    | TBW60          | 785235514347 | 6" Stepped white baffle                                             | •     | •     | •     | •     |       | 0.2      | 12          |
| BG234500    | TBW61          | 785235514354 | 6" Long-neck white baffle                                           | •     | •     | •     | •     | •     | 0.2      | 12          |
| BG234800    | TL60           | 785235514385 | 6" Drop Opal shower trim. non-metallic flange. Wet location listed. |       | •     |       |       |       | 1.7      | 6           |
| BG235000    | TL62           | 785235514408 | 6" Fresnel shower trim. non-metallic flange. Wet location listed.   |       |       | •     |       |       | 0.8      | 6           |
| BG235100    | TL63           | 785235514415 | 6" Domed polycarbonate shower trim. Wet location listed.            |       |       | •     |       |       | 0.5      | 6           |
| BG235200    | TL64           | 785235514422 | 6" White albalite flush glass shower trim. Wet location listed.     | •     | •     |       |       |       | 0.5      | 6           |
| BG235600    | TO6            | 785235517188 | 6" White cone                                                       | •     |       | •     |       |       | 0.2      | 12          |
| BG235700    | TO60C          | 785235514460 | 6" Clear anodized reflector                                         | •     | •     |       |       |       | 0.2      | 12          |
| BG236000    | TO61           | 785235514477 | 6" White open splay                                                 |       |       | •     |       | •     | 0.2      | 12          |
| BE120201    | TL42           | 785235161800 | 6" Fresnel glass with reflector 60W A-19                            | •     |       |       |       |       | 1.4      | 6           |



### QS 10 10-Day Quick Ship Ordering Guide

Order Limit Per Fixture Selection: 50 Pieces or Less

| ORDERING INFORMATION                  | SLLED135KBL                        |                                                              |                        |                                                                                                                                       |
|---------------------------------------|------------------------------------|--------------------------------------------------------------|------------------------|---------------------------------------------------------------------------------------------------------------------------------------|
| SLLED                                 | 35K                                | BL                                                           |                        |                                                                                                                                       |
| <b>HOUSING</b>                        | <b>LED COLOR TEMP</b>              | <b>HOUSING FINISH</b>                                        | <b>HOUSING OPTION</b>  | <b>HOUSING ACCESSORIES</b>                                                                                                            |
| SLLED1 High output 13W LED step light | 35K 3500 Kelvin<br>50K 5000 Kelvin | WH White<br>BL Black<br>Z Zet (Metallic Silver)<br>BZ Bronze | Blank 120V<br>277 277V | SLMB Dry wall bar hanger installation kit<br>SLD12CMB Concrete mounting box SLLED1 and SLLED2<br>SLD3CMB Concrete mounting box SLLED3 |
| SLLED2 Recessed 13W LED step light    |                                    |                                                              |                        |                                                                                                                                       |
| SLLED3 Residential 9W LED step light  |                                    |                                                              |                        |                                                                                                                                       |

| ORDERING INFORMATION | EXAMPLE: MSLHL30K8 WH                                                                |                                                       |            |                                                                |
|----------------------|--------------------------------------------------------------------------------------|-------------------------------------------------------|------------|----------------------------------------------------------------|
| MSL                  | HL                                                                                   | 30K                                                   | 8          | WH                                                             |
| <b>HOUSING</b>       | <b>COVER PLATE</b>                                                                   | <b>LED COLOR</b>                                      | <b>CRI</b> | <b>FINISH</b>                                                  |
| MSL Mini Step Light  | HL Horizontal Louver<br>VL Vertical Louver<br>HH Horizontal Hood<br>VH Vertical Hood | 30K 3000 Kelvin<br>40K 4000 Kelvin<br>50K 5000 Kelvin | 8 80 CRI   | WH White<br>BL Black<br>BN Brushed Nickel<br>AB Antique Bronze |



### CDL- 4", 5" or 6" Recessed Downlight

- Wet Listed
- UL Listed
- Dimming range from 100% - 10%
- Highly reflective matte white finish

| Part Number | Catalog Number | UPC Code     | Description                                              | CA 03 | GA 27 | IL 06 | NJ 12 | TX 04 | Wt. each | # on Carton |
|-------------|----------------|--------------|----------------------------------------------------------|-------|-------|-------|-------|-------|----------|-------------|
| BG1576800   | CDL4-7L30KAWH  | 785235432047 | 4" Downlight, 700 Lumen, 3000K, 120V, 90 CRI, White Trim |       | •     | •     |       |       | 0.52     | 1           |
| BG1576900   | CDL6-8L30KAWH  | 785235432054 | 6" Downlight, 800 Lumen, 3000K, 120V, 90 CRI, White Trim |       | •     | •     |       |       | 0.96     | 1           |

All ArchiTrak products are stocked except the following:

| Catalog Number | Description                   |
|----------------|-------------------------------|
| AKTMNLED       | 2" 14W Track Mounted LED 120V |
| AKTMDLED       | 2" 24W Track Mounted LED 120V |
| AKTMLLED       | 4" 45W Track Mounted LED 120V |
| AKTCLS         | Current Limiter Device        |



**QS7 10-Day Quick Ship Ordering Guide**  
Order Limit Per Fixture Selection: 50 Pieces or Less

| ORDERING INFORMATION |                           | EXAMPLE: AKTMLED25L35K8XFL55BL                                           |                        |                                                                          |                      |
|----------------------|---------------------------|--------------------------------------------------------------------------|------------------------|--------------------------------------------------------------------------|----------------------|
| AKTMLED              | 25L                       | 35K                                                                      | 8                      | XFL55                                                                    | BL                   |
| FIXTURE              | OUTPUT                    | COLOR                                                                    | CRI                    | BEAM SPREAD                                                              | FINISH               |
| AKTMLED              | 25L 2500 Delivered Lumens | 27K 2700 Kelvin<br>30K 3000 Kelvin<br>35K 3500 Kelvin<br>40K 4000 Kelvin | 8 80+ CRI<br>9 90+ CRI | MD25 25 Degree Cutoff<br>FL35 35 Degree Cutoff<br>XFL55 55 Degree Cutoff | BL Black<br>WH White |

LiteForms



**QS7 10-Day Quick Ship Ordering Guide**  
Order Limit Per Fixture Selection: 50 Pieces or Less

| ORDERING INFORMATION                                                                                                                                                                          |                                                                                             | EXAMPLE: LCC6LEDP18L35K8WFL45 BL                                                    |                                                |                                |                                  |                                                                               |  |  |    |  |
|-----------------------------------------------------------------------------------------------------------------------------------------------------------------------------------------------|---------------------------------------------------------------------------------------------|-------------------------------------------------------------------------------------|------------------------------------------------|--------------------------------|----------------------------------|-------------------------------------------------------------------------------|--|--|----|--|
| LCC6LED                                                                                                                                                                                       | P                                                                                           | 18L                                                                                 | 35K                                            | 8                              |                                  | WFL45                                                                         |  |  | BL |  |
| HOUSING                                                                                                                                                                                       | LED COLOR TEMP                                                                              | CRI                                                                                 | OPTIONS                                        | BEAM                           | REFLECTOR FINISH                 | CYLINDER COLOR                                                                |  |  |    |  |
| LCC6LED 6" LED Cylinder                                                                                                                                                                       | 27K 2700 Kelvin<br>30K 3000 Kelvin<br>35K 3500 Kelvin<br>40K 4000 Kelvin<br>50K 5000 Kelvin | 8 80+ CRI                                                                           | Blank Standard 0-10V dimming to 10%            | WFL45 Nominal 45 Degree Cutoff | Blank Clear Alzak, Semi-Dif-fuse | BA Brushed Aluminum<br>BZ Bronze<br>BL Matte Black<br>WH Matte White<br>Z Zet |  |  |    |  |
| MOUNTING                                                                                                                                                                                      | VOLTAGE                                                                                     | OUTPUT                                                                              | REFLECTOR COLOR                                |                                |                                  |                                                                               |  |  |    |  |
| P Pendant<br>S Surface<br>CM <sup>1,2</sup> Cord Mount<br>W Wall Mount                                                                                                                        | Blank 120V-277V<br>120V 120 Volt (for 2DM)                                                  | 10L 1000 Delivered Lumens<br>14L 1400 Delivered Lumens<br>18L 1800 Delivered Lumens | BC Painted Black Cone<br>WC Painted White Cone |                                |                                  |                                                                               |  |  |    |  |
| <p><b>NOTES</b></p> <p><sup>1</sup> Cord length 6 feet, clear sleeve</p> <p><sup>2</sup> Plastic bushings are grey on white, brushed aluminum and zet cylinder; black on black and bronze</p> |                                                                                             |                                                                                     |                                                |                                |                                  |                                                                               |  |  |    |  |





## OMNI® Ceiling Sensors

- IntelliDAPT® self-adaptive technology
- All-digital dual technology and passive infrared sensors
- Low and Line voltage versions
- California Title 24 compliant
- Five-year limited warranty
- UL and cUL listed

| Part Number      | Catalog Number   | UPC Code    | Description                                                                                                                | CA 03 | GA 27 | IL 06 | NJ 12 | TX 04 | Wt. each | Ctn. Qty |
|------------------|------------------|-------------|----------------------------------------------------------------------------------------------------------------------------|-------|-------|-------|-------|-------|----------|----------|
| OMNIDT2000       | OMNIDT2000       | 64018140286 | OMNI Passive Infrared & Ultrasonic Ceiling Sensor with IntelliDAPT, 360°, 2000 Sq. Ft., White                              |       |       | ●     |       |       | 5 oz     | 1        |
| OMNIDT2000RP     | OMNIDT2000RP     | 64018140291 | OMNI Passive Infrared & Ultrasonic Ceiling Sensor with IntelliDAPT, 360°, 2000 Sq. Ft., Relay & Photocell, White           |       |       | ●     |       |       | 5 oz     | 1        |
| OMNIDT1000       | OMNIDT1000       | 64018140278 | OMNI Passive Infrared & Ultrasonic Ceiling Sensor with IntelliDAPT, 180°, 1000 Sq. Ft., White                              |       |       | ●     |       |       | 5 oz     | 1        |
| OMNIDT1000RP     | OMNIDT1000RP     | 64018140281 | OMNI Passive Infrared & Ultrasonic Ceiling Sensor with IntelliDAPT, 180°, 1000 Sq. Ft., Relay & Photocell, White           |       |       | ●     |       |       | 5 oz     | 1        |
| OMNIDT500        | OMNIDT500        | 64018140266 | OMNI Passive Infrared & Ultrasonic Ceiling Sensor with IntelliDAPT, 180°, 500 Sq. Ft., White                               |       |       | ●     |       |       | 5 oz     | 1        |
| OMNIDT500RP      | OMNIDT500RP      | 64018140271 | OMNI Passive Infrared & Ultrasonic Ceiling Sensor with IntelliDAPT, 180°, 500 Sq. Ft., Relay & Photocell, White            |       |       | ●     |       |       | 5 oz     | 1        |
| OMNIUS2000       | OMNIUS2000       | 64018140316 | OMNI Ultrasonic Ceiling Sensor with IntelliDAPT, 360°, 2000 Sq. Ft., White                                                 |       |       | ●     |       |       | 5 oz     | 1        |
| OMNIUS2000RP     | OMNIUS2000RP     | 64018140321 | OMNI Ultrasonic Ceiling Sensor with IntelliDAPT, 360°, 2000 Sq. Ft., Relay & Photocell, White                              |       |       | ●     |       |       | 5 oz     | 1        |
| OMNIUS1000       | OMNIUS1000       | 64018140306 | OMNI Ultrasonic Ceiling Sensor with IntelliDAPT, 180°, 1000 Sq. Ft., White                                                 |       |       | ●     |       |       | 5 oz     | 1        |
| OMNIUS1000RP     | OMNIUS1000RP     | 64018140311 | OMNI Ultrasonic Ceiling Sensor with IntelliDAPT, 180°, 1000 Sq. Ft., Relay & Photocell, White                              |       |       | ●     |       |       | 5 oz     | 1        |
| OMNIUS500        | OMNIUS500        | 64018140296 | OMNI Ultrasonic Ceiling Sensor with IntelliDAPT, 180°, 500 Sq. Ft., White                                                  |       |       | ●     |       |       | 5 oz     | 1        |
| OMNIUS500RP      | OMNIUS500RP      | 64018140301 | OMNI Ultrasonic Ceiling Sensor with IntelliDAPT, 180°, 500 Sq. Ft., Relay & Photocell, White                               |       |       | ●     |       |       | 5 oz     | 1        |
| OMNIIR           | OMNIIR           | 64018140326 | OMNI Passive Infrared Ceiling Sensor with IntelliDAPT, 360°, 450 Sq. Ft., White                                            |       |       | ●     |       |       | 5 oz     | 1        |
| OMNIIRRP         | OMNIIRRP         | 64018140331 | OMNI Passive Infrared Ceiling Sensor with IntelliDAPT, 360°, 450 Sq. Ft., Relay & Photocell, White                         |       |       | ●     |       |       | 5 oz     | 1        |
| OMNIIRL          | OMNIIRL          | 64018140336 | OMNI Passive Infrared Ceiling Sensor with IntelliDAPT, 360°, 1500 Sq. Ft., White                                           |       |       | ●     |       |       | 5 oz     | 1        |
| OMNIIRLRP        | OMNIIRLRP        | 64018140341 | OMNI Passive Infrared Ceiling Sensor with IntelliDAPT, 360°, 1500 Sq. Ft., Relay & Photocell, White                        |       |       | ●     |       |       | 5 oz     | 1        |
| OMNIDIA          | OMNIDIA          | 64018140346 | OMNI Passive Infrared & Acoustic Ceiling Sensor with IntelliDAPT, 360°, 450 Sq. Ft., White                                 |       |       | ●     |       |       | 5 oz     | 1        |
| OMNIDIARP        | OMNIDIARP        | 64018140351 | OMNI Passive Infrared & Acoustic Ceiling Sensor with IntelliDAPT, 360°, 450 Sq. Ft., Relay & Photocell, White              |       |       | ●     |       |       | 5 oz     | 1        |
| OMNIDT2000BP1277 | OMNIDT2000BP1277 | 64018140286 | OMNI-BP Passive Infrared & Ultrasonic Ceiling Sensor with IntelliDAPT, 360°, 2000 Sq. Ft., Line-Voltage, 120/277VAC, White |       |       | ●     |       |       | 8.2 oz   | 1        |
| OMNIDT1000BP1277 | OMNIDT1000BP1277 | 64018140278 | OMNI-BP Passive Infrared & Ultrasonic Ceiling Sensor with IntelliDAPT, 180°, 1000 Sq. Ft., Line-Voltage, 120/277VAC, White |       |       | ●     |       |       | 8.2 oz   | 1        |
| OMNIDT500BP1277  | OMNIDT500BP1277  | 64018140266 | OMNI-BP Passive Infrared & Ultrasonic Ceiling Sensor with IntelliDAPT, 180°, 500 Sq. Ft., Line-Voltage, 120/277VAC, White  |       |       | ●     |       |       | 8.2 oz   | 1        |
| OMNIUS2000BP1277 | OMNIUS2000BP1277 | 64018140316 | OMNI-BP Ultrasonic Ceiling Sensor with IntelliDAPT, 360°, 2000 Sq. Ft., Line-Voltage, 120/277VAC, White                    |       |       | ●     |       |       | 8.2 oz   | 1        |

## OMNI® Ceiling Sensors (Continued)

| Part Number      | Catalog Number   | UPC Code    | Description                                                                                                             | CA 03 | GA 27 | IL 06 | NJ 12 | TX 04 | Wt. each | Ctn. Qty |
|------------------|------------------|-------------|-------------------------------------------------------------------------------------------------------------------------|-------|-------|-------|-------|-------|----------|----------|
| OMNIUS1000BP1277 | OMNIUS1000BP1277 | 64018140306 | OMNI-BP Ultrasonic Ceiling Sensor with IntelliDAPT, 180°, 1000 Sq. Ft., Line-Voltage, 120/277VAC, White                 |       |       | ●     |       |       | 8.2 oz   | 1        |
| OMNIUS500BP1277  | OMNIUS500BP1277  | 64018140296 | OMNI-BP Ultrasonic Ceiling Sensor with IntelliDAPT, 180°, 500 Sq. Ft., Line-Voltage, 120/277VAC, White                  |       |       | ●     |       |       | 8.2 oz   | 1        |
| OMNIIRBP1277     | OMNIIRBP1277     | 64018140326 | OMNI-BP Ultrasonic Ceiling Sensor with IntelliDAPT, 360°, 500 Sq. Ft., Line-Voltage, 120/277VAC, White                  |       |       | ●     |       |       | 8.2 oz   | 1        |
| OMNIIRLBP1277    | OMNIIRLBP1277    | 64018140336 | OMNI-BP Passive Infrared Ceiling Sensor with IntelliDAPT, 360°, 1500 Sq. Ft., Line-Voltage, 120/277VAC, White           |       |       | ●     |       |       | 8.2 oz   | 1        |
| OMNIDIABP1277    | OMNIDIABP1277    | 64018140346 | OMNI-BP Passive Infrared & Acoustic Ceiling Sensor with IntelliDAPT, 360°, 450 Sq. Ft., Line-Voltage, 120/277VAC, White |       |       | ●     |       |       | 8.2 oz   | 1        |



## WASP™2 High Mount Sensors

- Digital Passive Infrared (PIR) sensor
- Controls Relay and or 0-10V dimmable drivers
- Photocell for daylight harvesting
- Smart cycling for improved lamp life
- UL listed
- Five-year limited warranty

| Part Number       | Catalog Number    | UPC Code    | Description                                                                                                                  | CA 03 | GA 27 | IL 06 | NJ 12 | TX 04 | Wt. each | Ctn. Qty |
|-------------------|-------------------|-------------|------------------------------------------------------------------------------------------------------------------------------|-------|-------|-------|-------|-------|----------|----------|
| WSPMUNV           | WSPMUNV           | 64018120083 | WASP2 Sensor with Daylighting, End Mount, 1 SPST Output, 120/277/347VAC, White                                               |       |       | ●     |       |       | 7 oz     | 1        |
| WSPMUNV-D         | WSPMUNV-D         | 64018170692 | WASP2 Dimming Sensor with Daylighting, End Mnt, 1 SPST Output, 120/277/347VAC, White                                         |       |       | ●     |       |       | 7 oz     | 1        |
| WSPSMUNV          | WSPSMUNV          | 64018120041 | WASP2 Sensor with Daylighting, Surface Mount, 1 SPST Output, 120/277/347VAC, White                                           |       |       | ●     |       |       | 7 oz     | 1        |
| WSPSMUNV-D        | WSPSMUNV-D        | 64018170702 | WASP2 Dimming Sensor with Daylighting, Surface Mnt, 1 SPST Output, 120/277/347VAC, White                                     |       |       | ●     |       |       | 7 oz     | 1        |
| WSP-L360-WH       | WSP-L360-WH       | 64018120125 | WASP2 Sensor Lens, High Mount, 360° Coverage Area, White                                                                     |       |       | ●     |       |       | 2 oz     | 1        |
| WSP-L360-LM-WH    | WSP-L360-LM-WH    | 64018150007 | WASP2 Sensor Lens, Low Mount, 360° Coverage Area, White                                                                      |       |       | ●     |       |       | 2 oz     | 1        |
| WSPLWOEMUNV       | WSPLWOEMUNV       | 64018171909 | WASP2 High Bay Sensor with Daylighting, End Mnt, 1 SPST Output, 120/277/347VAC, Low Temp, Water Tight, Indoor-Outdoor, White |       |       | ●     |       |       | 7 oz     | 1        |
| WSPLWOEMUNV-D     | WSPLWOEMUNV-D     | 64018171912 | WASP2 Dimming Sensor with Daylighting, End Mount, 1 SPST Output, 120/277/347VAC, Low Temp, IP65, White                       |       |       | ●     |       |       | 7 oz     | 1        |
| WSPLWOSMUNV       | WSPLWOSMUNV       | 64018171986 | WASP2 High Bay Sensor with Daylighting, Surface Mount, 1 SPST Output, 120/277/347VAC, Low Temp, IP65, White                  |       |       | ●     |       |       | 7 oz     | 1        |
| WSPLWOSMUNV-D     | WSPLWOSMUNV-D     | 64018171989 | WASP2 Dimming Sensor with Daylighting, Surface Mount, 1 SPST Output, 120/277/347VAC, Low Temp, IP65, White                   |       |       | ●     |       |       | 7 oz     | 1        |
| WSPLWO-L360-WH    | WSPLWO-L360-WH    | 64018171854 | WASP2 Sensor Lens, High Mount, 360° Coverage Area, Low Temp, IP65, White                                                     |       |       | ●     |       |       | 2 oz     | 1        |
| WSPLWO-L360-LM-WH | WSPLWO-L360-LM-WH | 64018171851 | WASP2 Sensor Lens, Low Mount, 360° Coverage Area, Low Temp, IP65, White                                                      |       |       | ●     |       |       | 2 oz     | 1        |



## LightOWL® Wall Mount Sensors

- IntelliDAPT® self-adaptive technology—no manual adjustment required
- All-digital dual technology passive infrared and ultrasonic sensors
- Non-volatile memory for sensor settings
- California Title 24 compliant
- Low voltage device: 24 VDC
- UL and cUL listed
- Five-year limited warranty

| Part Number  | Catalog Number | UPC Code    | Description                                                                                                 | CA 03 | GA 27 | IL 06 | NJ 12 | TX 04 | Wt. each | Ctn. Qty |
|--------------|----------------|-------------|-------------------------------------------------------------------------------------------------------------|-------|-------|-------|-------|-------|----------|----------|
| LODT         | LODT           | 64018140226 | LightOWL Passive Infrared & Ultrasonic Wall Sensor with IntelliDAPT, 1600 Sq. Ft.                           |       |       | ●     |       |       | 5 oz     | 1        |
| LODTRP       | LODTRP         | 64018140231 | LightOWL Passive Infrared & Ultrasonic Wall Sensor with IntelliDAPT, 1600 Sq. Ft., Relay & Photocell        |       |       | ●     |       |       | 5 oz     | 1        |
| LOIRWV       | LOIRWV         | 64018140236 | LightOWL Passive Infrared Wall Sensor with IntelliDAPT, 2500 Sq. Ft.                                        |       |       | ●     |       |       | 5 oz     | 1        |
| LOIRWVRP     | LOIRWVRP       | 64018140241 | LightOWL Passive Infrared Wall Sensor with IntelliDAPT, 2500 Sq. Ft., Relay & Photocell                     |       |       | ●     |       |       | 5 oz     | 1        |
| LOIRWVRP-LWO | LOIRWVRP-LWO   | 64018172023 | LightOwl Passive Infrared Wall Sensor with IntelliDAPT, IP66, NEM 4X, 1600 Sq. Ft., Relay & Photocell, Gray |       |       | ●     |       |       | 5 oz     | 1        |



## Power Packs

- Universal voltage: 100–277VAC; 50/60Hz - 20 Amps
- Regulated 24VDC current; 150mA output
- Zero Arc Point Switching
- Plenum rated
- Mounts: inside or outside a junction box; inside a luminaire
- California Title 24 compliant
- Low voltage device: 24 VDC
- UL and cUL listed
- Five-year limited warranty

| Part Number | Catalog Number | UPC Code    | Description                                                                                             | CA 03 | GA 27 | IL 06 | NJ 12 | TX 04 | Wt. each | Ctn. Qty |
|-------------|----------------|-------------|---------------------------------------------------------------------------------------------------------|-------|-------|-------|-------|-------|----------|----------|
| UVPP        | UVPP           | 64018180168 | Universal Voltage Power Pack, 100-277 VAC                                                               |       |       | ●     |       |       | 14 oz    | 1        |
| UVPPM       | UVPPM          | 64018180167 | Universal Voltage Power Pack with Manual ON/OFF Control, 100-277 VAC                                    |       |       | ●     |       |       | 14 oz    | 1        |
| UVPPHD      | UVPPHD         | 64018172022 | Heavy Duty, Universal Voltage Power Pack with Optional Automatic or Manual Control, 100-277VAC; 50/60Hz |       |       | ●     |       |       | 16 oz    | 1        |



## LightHAWK® 2 Wall Switch Sensors

- IntelliDAPT® self-adaptive technology
- Dual 120/277VAC Operation
- No minimum load requirement
- All-digital dual technology and passive infrared sensors
- Both Occupancy and Vacancy modes offered
- California Title 24 compliant
- Five-year limited warranty
- UL and cUL listed

| Part Number     | Catalog Number  | UPC Code    | Description                                                                                                                                                                 | CA 03 | GA 27 | IL 06 | NJ 12 | TX 04 | Wt. each | Ctn. Qty |
|-----------------|-----------------|-------------|-----------------------------------------------------------------------------------------------------------------------------------------------------------------------------|-------|-------|-------|-------|-------|----------|----------|
| LHIRS1-N-BK-M   | LHIRS1-N-BK-M   | 64018170509 | LightHawk Vacancy Neutral Passive Infrared Wall Switch Sensor with IntelliDAPT, Single Circuit, One Button, 120/277VAC, 1000 Sq. Ft., Photocell, Black                      |       |       | ●     |       |       | 3 oz     | 1        |
| LHIRS1-N-GY-M   | LHIRS1-N-GY-M   | 64018170510 | LightHawk Vacancy Neutral Passive Infrared Wall Switch Sensor with IntelliDAPT, Single Circuit, One Button, 120/277VAC, 1000 Sq. Ft., Photocell, Gray                       |       |       | ●     |       |       | 3 oz     | 1        |
| LHIRS1-N-IV-M   | LHIRS1-N-IV-M   | 64018170511 | LightHawk Vacancy Neutral Passive Infrared Wall Switch Sensor with IntelliDAPT, Single Circuit, One Button, 120/277VAC, 1000 Sq. Ft., Photocell, Ivory                      |       |       | ●     |       |       | 3 oz     | 1        |
| LHIRS1-N-LA-M   | LHIRS1-N-LA-M   | 64018170512 | LightHawk Vacancy Neutral Passive Infrared Wall Switch Sensor with IntelliDAPT, Single Circuit, One Button, 120/277VAC, 1000 Sq. Ft., Photocell, Lt. Almond                 |       |       | ●     |       |       | 3 oz     | 1        |
| LHIRS1-N-WH-M   | LHIRS1-N-WH-M   | 64018170513 | LightHawk Vacancy Neutral Passive Infrared Wall Switch Sensor with IntelliDAPT, Single Circuit, One Button, 120/277VAC, 1000 Sq. Ft., Photocell, White                      |       |       | ●     |       |       | 3 oz     | 1        |
| LHIRS1-N-BK     | LHIRS1-N-BK     | 64018190076 | LightHawk Neutral Passive Infrared Wall Switch Sensor with IntelliDAPT, Single Circuit, One Button, 120/277VAC, 1000 Sq. Ft., Photocell, Black                              |       |       | ●     |       |       | 3 oz     | 1        |
| LHIRS1-N-GY     | LHIRS1-N-GY     | 64018190083 | LightHawk Neutral Passive Infrared Wall Switch Sensor with IntelliDAPT, Single Circuit, One Button, 120/277VAC, 1000 Sq. Ft., Photocell, Gray                               |       |       | ●     |       |       | 3 oz     | 1        |
| LHIRS1-N-IV     | LHIRS1-N-IV     | 64018190086 | LightHawk Neutral Passive Infrared Wall Switch Sensor with IntelliDAPT, Single Circuit, One Button, 120/277VAC, 1000 Sq. Ft., Photocell, Ivory                              |       |       | ●     |       |       | 3 oz     | 1        |
| LHIRS1-N-LA     | LHIRS1-N-LA     | 64018190088 | LightHawk Neutral Passive Infrared Wall Switch Sensor with IntelliDAPT, Single Circuit, One Button, 120/277VAC, 1000 Sq. Ft., Photocell, Lt. Almond                         |       |       | ●     |       |       | 3 oz     | 1        |
| LHIRS1-N-WH     | LHIRS1-N-WH     | 64018190091 | LightHawk Neutral Passive Infrared Wall Switch Sensor with IntelliDAPT, Single Circuit, One Button, 120/277VAC, 1000 Sq. Ft., Photocell, White                              |       |       | ●     |       |       | 3 oz     | 1        |
| LHDCIRD2-N-BK-M | LHDCIRD2-N-BK-M | 64018171438 | LightHawk Vacancy Neutral Passive Infrared Wall Switch Sensor with IntelliDAPT, Dual Circuit, Isolated Relays, Two Buttons, 120/277VAC, 1000 Sq. Ft., Photocell, Black      |       |       | ●     |       |       | 3 oz     | 1        |
| LHDCIRD2-N-GY-M | LHDCIRD2-N-GY-M | 64018171442 | LightHawk Vacancy Neutral Passive Infrared Wall Switch Sensor with IntelliDAPT, Dual Circuit, Isolated Relays, Two Buttons, 120/277VAC, 1000 Sq. Ft., Photocell, Gray       |       |       | ●     |       |       | 3 oz     | 1        |
| LHDCIRD2-N-IV-M | LHDCIRD2-N-IV-M | 64018171446 | LightHawk Vacancy Neutral Passive Infrared Wall Switch Sensor with IntelliDAPT, Dual Circuit, Isolated Relays, Two Buttons, 120/277VAC, 1000 Sq. Ft., Photocell, Ivory      |       |       | ●     |       |       | 3 oz     | 1        |
| LHDCIRD2-N-LA-M | LHDCIRD2-N-LA-M | 64018171450 | LightHawk Vacancy Neutral Passive Infrared Wall Switch Sensor with IntelliDAPT, Dual Circuit, Isolated Relays, Two Buttons, 120/277VAC, 1000 Sq. Ft., Photocell, Lt. Almond |       |       | ●     |       |       | 3 oz     | 1        |
| LHDCIRD2-N-WH-M | LHDCIRD2-N-WH-M | 64018171454 | LightHawk Vacancy Neutral Passive Infrared Wall Switch Sensor with IntelliDAPT, Dual Circuit, Isolated Relays, Two Buttons, 120/277VAC, 1000 Sq. Ft., Photocell, White      |       |       | ●     |       |       | 3 oz     | 1        |
| LHDCIRD2-N-BK   | LHDCIRD2-N-BK   | 64018171437 | LightHawk Neutral Passive Infrared Wall Switch Sensor with IntelliDAPT, Dual Circuit, Isolated Relays, Two Buttons, 120/277VAC, 1000 Sq. Ft., Photocell, Black              |       |       | ●     |       |       | 3 oz     | 1        |
| LHDCIRD2-N-GY   | LHDCIRD2-N-GY   | 64018171441 | LightHawk Neutral Passive Infrared Wall Switch Sensor with IntelliDAPT, Dual Circuit, Isolated Relays, Two Buttons, 120/277VAC, 1000 Sq. Ft., Photocell, Gray               |       |       | ●     |       |       | 3 oz     | 1        |
| LHDCIRD2-N-IV   | LHDCIRD2-N-IV   | 64018171445 | LightHawk Neutral Passive Infrared Wall Switch Sensor with IntelliDAPT, Dual Circuit, Isolated Relays, Two Buttons, 120/277VAC, 1000 Sq. Ft., Photocell, Ivory              |       |       | ●     |       |       | 3 oz     | 1        |

## LightHAWK® 2 Wall Switch Sensors (Continued)

| Part Number     | Catalog Number  | UPC Code    | Description                                                                                                                                                                 | CA 03 | GA 27 | IL 06 | NJ 12 | TX 04 | Wt. each | Ctn. Qty |
|-----------------|-----------------|-------------|-----------------------------------------------------------------------------------------------------------------------------------------------------------------------------|-------|-------|-------|-------|-------|----------|----------|
| LHDCIRD2-N-LA   | LHDCIRD2-N-LA   | 64018171449 | LightHawk Neutral Passive Infrared Wall Switch Sensor with IntelliDAPT, Dual Circuit, Isolated Relays, Two Buttons, 120/277VAC, 1000 Sq. Ft., Photocell, Lt. Almond         |       |       | ●     |       |       | 3 oz     | 1        |
| LHDCIRD2-N-WH   | LHDCIRD2-N-WH   | 64018171453 | LightHawk Neutral Passive Infrared Wall Switch Sensor with IntelliDAPT, Dual Circuit, Isolated Relays, Two Buttons, 120/277VAC, 1000 Sq. Ft., Photocell, White              |       |       | ●     |       |       | 3 oz     | 1        |
| LHMTS1-N-BK-M   | LHMTS1-N-BK-M   | 64018170529 | LightHawk Vacancy Neutral Multi-Technology Wall Switch Sensor with IntelliDAPT, Single Circuit, One Button, 120/277VAC, 1000 Sq. Ft., Photocell, Black                      |       |       | ●     |       |       | 3 oz     | 1        |
| LHMTS1-N-GY-M   | LHMTS1-N-GY-M   | 64018170530 | LightHawk Vacancy Neutral Multi-Technology Wall Switch Sensor with IntelliDAPT, Single Circuit, One Button, 120/277VAC, 1000 Sq. Ft., Photocell, Gray                       |       |       | ●     |       |       | 3 oz     | 1        |
| LHMTS1-N-IV-M   | LHMTS1-N-IV-M   | 64018170531 | LightHawk Vacancy Neutral Multi-Technology Wall Switch Sensor with IntelliDAPT, Single Circuit, One Button, 120/277VAC, 1000 Sq. Ft., Photocell, Ivory                      |       |       | ●     |       |       | 3 oz     | 1        |
| LHMTS1-N-LA-M   | LHMTS1-N-LA-M   | 64018170532 | LightHawk Vacancy Neutral Multi-Technology Wall Switch Sensor with IntelliDAPT, Single Circuit, One Button, 120/277VAC, 1000 Sq. Ft., Photocell, Lt. Almond                 |       |       | ●     |       |       | 3 oz     | 1        |
| LHMTS1-N-WH-M   | LHMTS1-N-WH-M   | 64018170533 | LightHawk Vacancy Neutral Multi-Technology Wall Switch Sensor with IntelliDAPT, Single Circuit, One Button, 120/277VAC, 1000 Sq. Ft., Photocell, White                      |       |       | ●     |       |       | 3 oz     | 1        |
| LHMTS1-N-BK     | LHMTS1-N-BK     | 64018190385 | LightHawk Neutral Multi-Technology Wall Switch Sensor with IntelliDAPT, Single Circuit, One Button, 120/277VAC, 1000 Sq. Ft., Photocell, Black                              |       |       | ●     |       |       | 3 oz     | 1        |
| LHMTS1-N-GY     | LHMTS1-N-GY     | 64018190387 | LightHawk Neutral Multi-Technology Wall Switch Sensor with IntelliDAPT, Single Circuit, One Button, 120/277VAC, 1000 Sq. Ft., Photocell, Gray                               |       |       | ●     |       |       | 3 oz     | 1        |
| LHMTS1-N-IV     | LHMTS1-N-IV     | 64018190389 | LightHawk Neutral Multi-Technology Wall Switch Sensor with IntelliDAPT, Single Circuit, One Button, 120/277VAC, 1000 Sq. Ft., Photocell, Ivory                              |       |       | ●     |       |       | 3 oz     | 1        |
| LHMTS1-N-LA     | LHMTS1-N-LA     | 64018190391 | LightHawk Neutral Multi-Technology Wall Switch Sensor with IntelliDAPT, Single Circuit, One Button, 120/277VAC, 1000 Sq. Ft., Photocell, Lt. Almond                         |       |       | ●     |       |       | 3 oz     | 1        |
| LHMTS1-N-WH     | LHMTS1-N-WH     | 64018190393 | LightHawk Neutral Multi-Technology Wall Switch Sensor with IntelliDAPT, Single Circuit, One Button, 120/277VAC, 1000 Sq. Ft., Photocell, White                              |       |       | ●     |       |       | 3 oz     | 1        |
| LHDCMTD2-N-BK-M | LHDCMTD2-N-BK-M | 64018171468 | LightHawk Vacancy Neutral Multi-Technology Wall Switch Sensor with IntelliDAPT, Dual Circuit, Isolated Relays, Two Buttons, 120/277VAC, 1000 Sq. Ft., Photocell, Black      |       |       | ●     |       |       | 3 oz     | 1        |
| LHDCMTD2-N-GY-M | LHDCMTD2-N-GY-M | 64018171472 | LightHawk Vacancy Neutral Multi-Technology Wall Switch Sensor with IntelliDAPT, Dual Circuit, Isolated Relays, Two Buttons, 120/277VAC, 1000 Sq. Ft., Photocell, Gray       |       |       | ●     |       |       | 3 oz     | 1        |
| LHDCMTD2-N-IV-M | LHDCMTD2-N-IV-M | 64018171476 | LightHawk Vacancy Neutral Multi-Technology Wall Switch Sensor with IntelliDAPT, Dual Circuit, Isolated Relays, Two Buttons, 120/277VAC, 1000 Sq. Ft., Photocell, Ivory      |       |       | ●     |       |       | 3 oz     | 1        |
| LHDCMTD2-N-LA-M | LHDCMTD2-N-LA-M | 64018171480 | LightHawk Vacancy Neutral Multi-Technology Wall Switch Sensor with IntelliDAPT, Dual Circuit, Isolated Relays, Two Buttons, 120/277VAC, 1000 Sq. Ft., Photocell, Lt. Almond |       |       | ●     |       |       | 3 oz     | 1        |
| LHDCMTD2-N-WH-M | LHDCMTD2-N-WH-M | 64018171484 | LightHawk Vacancy Neutral Multi-Technology Wall Switch Sensor with IntelliDAPT, Dual Circuit, Isolated Relays, Two Buttons, 120/277VAC, 1000 Sq. Ft., Photocell, White      |       |       | ●     |       |       | 3 oz     | 1        |
| LHDCMTD2-N-BK   | LHDCMTD2-N-BK   | 64018171467 | LightHawk Neutral Multi-Technology Wall Switch Sensor with IntelliDAPT, Dual Circuit, Isolated Relays, Two Buttons, 120/277VAC, 1000 Sq. Ft., Photocell, Black              |       |       | ●     |       |       | 3 oz     | 1        |

### LightHAWK®2 Wall Switch Sensors (Continued)

| Part Number   | Catalog Number | UPC Code    | Description                                                                                                                                                         | CA 03 | GA 27 | IL 06 | NJ 12 | TX 04 | Wt. each | Ctn. Qty |
|---------------|----------------|-------------|---------------------------------------------------------------------------------------------------------------------------------------------------------------------|-------|-------|-------|-------|-------|----------|----------|
| LHDCMTD2-N-GY | LHDCMTD2-N-GY  | 64018171471 | LightHawk Neutral Multi-Technology Wall Switch Sensor with IntelliDAPT, Dual Circuit, Isolated Relays, Two Buttons, 120/277VAC, 1000 Sq. Ft., Photocell, Gray       |       |       | ●     |       |       | 3 oz     | 1        |
| LHDCMTD2-N-IV | LHDCMTD2-N-IV  | 64018171475 | LightHawk Neutral Multi-Technology Wall Switch Sensor with IntelliDAPT, Dual Circuit, Isolated Relays, No Buttons, 120/277VAC, 1000 Sq. Ft., Photocell, Ivory       |       |       | ●     |       |       | 3 oz     | 1        |
| LHDCMTD2-N-LA | LHDCMTD2-N-LA  | 64018171479 | LightHawk Neutral Multi-Technology Wall Switch Sensor with IntelliDAPT, Dual Circuit, Isolated Relays, Two Buttons, 120/277VAC, 1000 Sq. Ft., Photocell, Lt. Almond |       |       | ●     |       |       | 3 oz     | 1        |
| LHDCMTD2-N-WH | LHDCMTD2-N-WH  | 64018171483 | LightHawk Neutral Multi-Technology Wall Switch Sensor with IntelliDAPT, Dual Circuit, Isolated Relays, Two Buttons, 120/277VAC, 1000 Sq. Ft., Photocell, White      |       |       | ●     |       |       | 3 oz     | 1        |
| LHUSS1-N-BK-M | LHUSS1-N-BK-M  | 64018170549 | LightHawk Vacancy Neutral Ultrasonic Wall Switch Sensor with IntelliDAPT, Single Circuit, One Button, 120/277VAC, 400 Sq. Ft., Photocell, Black                     |       |       | ●     |       |       | 3 oz     | 1        |
| LHUSS1-N-GY-M | LHUSS1-N-GY-M  | 64018170550 | LightHawk Vacancy Neutral Ultrasonic Wall Switch Sensor with IntelliDAPT, Single Circuit, One Button, 120/277VAC, 400 Sq. Ft., Photocell, Gray                      |       |       | ●     |       |       | 3 oz     | 1        |
| LHUSS1-N-IV-M | LHUSS1-N-IV-M  | 64018170551 | LightHawk Vacancy Neutral Ultrasonic Wall Switch Sensor with IntelliDAPT, Single Circuit, One Button, 120/277VAC, 400 Sq. Ft., Photocell, Ivory                     |       |       | ●     |       |       | 3 oz     | 1        |
| LHUSS1-N-LA-M | LHUSS1-N-LA-M  | 64018170552 | LightHawk Vacancy Neutral Ultrasonic Wall Switch Sensor with IntelliDAPT, Single Circuit, One Button, 120/277VAC, 400 Sq. Ft., Photocell, Lt. Almond                |       |       | ●     |       |       | 3 oz     | 1        |
| LHUSS1-N-WH-M | LHUSS1-N-WH-M  | 64018170553 | LightHawk Vacancy Neutral Ultrasonic Wall Switch Sensor with IntelliDAPT, Single Circuit, One Button, 120/277VAC, 400 Sq. Ft., Photocell, White                     |       |       | ●     |       |       | 3 oz     | 1        |
| LHUSS0-N-BK   | LHUSS0-N-BK    | 64018160065 | LightHawk Neutral Ultrasonic Wall Switch Sensor with IntelliDAPT, Single Circuit, No Button, 120/277VAC, 400 Sq. Ft., Photocell, Black                              |       |       | ●     |       |       | 3 oz     | 1        |
| LHUSS0-N-GY   | LHUSS0-N-GY    | 64018160067 | LightHawk Neutral Ultrasonic Wall Switch Sensor with IntelliDAPT, Single Circuit, No Button, 120/277VAC, 400 Sq. Ft., Photocell, Gray                               |       |       | ●     |       |       | 3 oz     | 1        |
| LHUSS0-N-IV   | LHUSS0-N-IV    | 64018160069 | LightHawk Neutral Ultrasonic Wall Switch Sensor with IntelliDAPT, Single Circuit, No Button, 120/277VAC, 400 Sq. Ft., Photocell, Ivory                              |       |       | ●     |       |       | 3 oz     | 1        |
| LHUSS0-N-LA   | LHUSS0-N-LA    | 64018160114 | LightHawk Neutral Ultrasonic Wall Switch Sensor with IntelliDAPT, Single Circuit, No Button, 120/277VAC, 400 Sq. Ft., Photocell, Lt. Almond                         |       |       | ●     |       |       | 3 oz     | 1        |
| LHUSS0-N-WH   | LHUSS0-N-WH    | 64018160116 | LightHawk Neutral Ultrasonic Wall Switch Sensor with IntelliDAPT, Single Circuit, No Button, 120/277VAC, 400 Sq. Ft., Photocell, White                              |       |       | ●     |       |       | 3 oz     | 1        |
| LHUSS1-N-BK   | LHUSS1-N-BK    | 64018160195 | LightHawk Neutral Ultrasonic Wall Switch Sensor with IntelliDAPT, Single Circuit, One Button, 120/277VAC, 400 Sq. Ft., Photocell, Black                             |       |       | ●     |       |       | 3 oz     | 1        |
| LHUSS1-N-GY   | LHUSS1-N-GY    | 64018160197 | LightHawk Neutral Ultrasonic Wall Switch Sensor with IntelliDAPT, Single Circuit, One Button, 120/277VAC, 400 Sq. Ft., Photocell, Gray                              |       |       | ●     |       |       | 3 oz     | 1        |
| LHUSS1-N-IV   | LHUSS1-N-IV    | 64018160199 | LightHawk Neutral Ultrasonic Wall Switch Sensor with IntelliDAPT, Single Circuit, One Button, 120/277VAC, 400 Sq. Ft., Photocell, Ivory                             |       |       | ●     |       |       | 3 oz     | 1        |
| LHUSS1-N-LA   | LHUSS1-N-LA    | 64018140164 | LightHawk Neutral Ultrasonic Wall Switch Sensor with IntelliDAPT, Single Circuit, One Button, 120/277VAC, 400 Sq. Ft., Photocell, Lt. Almond                        |       |       | ●     |       |       | 3 oz     | 1        |
| LHUSS1-N-WH   | LHUSS1-N-WH    | 64018140144 | LightHawk Neutral Ultrasonic Wall Switch Sensor with IntelliDAPT, Single Circuit, One Button, 120/277VAC, 400 Sq. Ft., Photocell, White                             |       |       | ●     |       |       | 3 oz     | 1        |

### LightHAWK®2 Wall Switch Sensors (Continued)

| Part Number     | Catalog Number  | UPC Code    | Description                                                                                                                                                          | CA 03 | GA 27 | IL 06 | NJ 12 | TX 04 | Wt. each | Ctn. Qty |
|-----------------|-----------------|-------------|----------------------------------------------------------------------------------------------------------------------------------------------------------------------|-------|-------|-------|-------|-------|----------|----------|
| LHDCUSD2-N-BK-M | LHDCUSD2-N-BK-M | 64018171498 | LightHawk Vacancy Neutral Ultrasonic Wall Switch Sensor with IntelliDAPT, Dual Circuit, Isolated Relays, Two Buttons, 120/277VAC, 400 Sq. Ft., Photocell, Black      |       |       | ●     |       |       | 3 oz     | 1        |
| LHDCUSD2-N-GY-M | LHDCUSD2-N-GY-M | 64018171502 | LightHawk Vacancy Neutral Ultrasonic Wall Switch Sensor with IntelliDAPT, Dual Circuit, Isolated Relays, Two Buttons, 120/277VAC, 400 Sq. Ft., Photocell, Gray       |       |       | ●     |       |       | 3 oz     | 1        |
| LHDCUSD2-N-IV-M | LHDCUSD2-N-IV-M | 64018171506 | LightHawk Vacancy Neutral Ultrasonic Wall Switch Sensor with IntelliDAPT, Dual Circuit, Isolated Relays, Two Buttons, 120/277VAC, 400 Sq. Ft., Photocell, Ivory      |       |       | ●     |       |       | 3 oz     | 1        |
| LHDCUSD2-N-LA-M | LHDCUSD2-N-LA-M | 64018171510 | LightHawk Vacancy Neutral Ultrasonic Wall Switch Sensor with IntelliDAPT, Dual Circuit, Isolated Relays, Two Buttons, 120/277VAC, 400 Sq. Ft., Photocell, Lt. Almond |       |       | ●     |       |       | 3 oz     | 1        |
| LHDCUSD2-N-WH-M | LHDCUSD2-N-WH-M | 64018171514 | LightHawk Vacancy Neutral Ultrasonic Wall Switch Sensor with IntelliDAPT, Dual Circuit, Isolated Relays, Two Buttons, 120/277VAC, 400 Sq. Ft., Photocell, White      |       |       | ●     |       |       | 3 oz     | 1        |
| LHDCUSD0-N-BK   | LHDCUSD0-N-BK   | 64018171487 | LightHawk Neutral Ultrasonic Wall Switch Sensor with IntelliDAPT, Dual Circuit, Isolated Relays, No Buttons, 120/277VAC, 400 Sq. Ft., Photocell, Black               |       |       | ●     |       |       | 3 oz     | 1        |
| LHDCUSD0-N-GY   | LHDCUSD0-N-GY   | 64018171489 | LightHawk Neutral Ultrasonic Wall Switch Sensor with IntelliDAPT, Dual Circuit, Isolated Relays, No Buttons, 120/277VAC, 400 Sq. Ft., Photocell, Gray                |       |       | ●     |       |       | 3 oz     | 1        |
| LHDCUSD0-N-IV   | LHDCUSD0-N-IV   | 64018171491 | LightHawk Neutral Ultrasonic Wall Switch Sensor with IntelliDAPT, Dual Circuit, Isolated Relays, No Buttons, 120/277VAC, 400 Sq. Ft., Photocell, Ivory               |       |       | ●     |       |       | 3 oz     | 1        |
| LHDCUSD0-N-LA   | LHDCUSD0-N-LA   | 64018171493 | LightHawk Neutral Ultrasonic Wall Switch Sensor with IntelliDAPT, Dual Circuit, Isolated Relays, No Buttons, 120/277VAC, 400 Sq. Ft., Photocell, Lt. Almond          |       |       | ●     |       |       | 3 oz     | 1        |
| LHDCUSD0-N-WH   | LHDCUSD0-N-WH   | 64018171495 | LightHawk Neutral Ultrasonic Wall Switch Sensor with IntelliDAPT, Dual Circuit, Isolated Relays, No Buttons, 120/277VAC, 400 Sq. Ft., Photocell, White               |       |       | ●     |       |       | 3 oz     | 1        |
| LHDCUSD2-N-BK   | LHDCUSD2-N-BK   | 64018171497 | LightHawk Neutral Ultrasonic Wall Switch Sensor with IntelliDAPT, Dual Circuit, Isolated Relays, Two Buttons, 120/277VAC, 400 Sq. Ft., Photocell, Black              |       |       | ●     |       |       | 3 oz     | 1        |
| LHDCUSD2-N-GY   | LHDCUSD2-N-GY   | 64018171501 | LightHawk Neutral Ultrasonic Wall Switch Sensor with IntelliDAPT, Dual Circuit, Isolated Relays, Two Buttons, 120/277VAC, 400 Sq. Ft., Photocell, Gray               |       |       | ●     |       |       | 3 oz     | 1        |
| LHDCUSD2-N-IV   | LHDCUSD2-N-IV   | 64018171505 | LightHawk Neutral Ultrasonic Wall Switch Sensor with IntelliDAPT, Dual Circuit, Isolated Relays, Two Buttons, 120/277VAC, 400 Sq. Ft., Photocell, Ivory              |       |       | ●     |       |       | 3 oz     | 1        |
| LHDCUSD2-N-LA   | LHDCUSD2-N-LA   | 64018171509 | LightHawk Neutral Ultrasonic Wall Switch Sensor with IntelliDAPT, Dual Circuit, Isolated Relays, Two Buttons, 120/277VAC, 400 Sq. Ft., Photocell, Lt. Almond         |       |       | ●     |       |       | 3 oz     | 1        |
| LHDCUSD2-N-WH   | LHDCUSD2-N-WH   | 64018171513 | LightHawk Neutral Ultrasonic Wall Switch Sensor with IntelliDAPT, Dual Circuit, Isolated Relays, Two Buttons, 120/277VAC, 400 Sq. Ft., Photocell, White              |       |       | ●     |       |       | 3 oz     | 1        |





## LightHAWK®2 Dimmer Wall Switch Sensors

- IntelliDAPT® self-adaptive technology
- 0-10V Dimming
- No minimum load requirement
- Digital passive infrared sensors
- Both Occupancy and Vacancy modes offered
- California Title 24 compliant
- Five-year limited warranty
- UL and cUL listed

| Part Number        | Catalog Number     | UPC Code    | Description                                                                                                                                                           | CA 03 | GA 27 | IL 06 | NJ 12 | TX 04 | Wt. each | Ctn. Qty |
|--------------------|--------------------|-------------|-----------------------------------------------------------------------------------------------------------------------------------------------------------------------|-------|-------|-------|-------|-------|----------|----------|
| LHD-IRS3-N-BK-M    | LHD-IRS3-N-BK-M    | 64018170949 | LightHAWK2 Dimmer Vacancy Sensor Passive Infrared Wall Switch Sensor with IntelliDAPT, Single Circuit, Three Buttons, 120/277VAC, 1000 Sq. Ft., Photocell, Black      |       |       | ●     |       |       | 3 oz     | 1        |
| LHD-IRS3-N-GY-M    | LHD-IRS3-N-GY-M    | 64018170950 | LightHAWK2 Dimmer Vacancy Sensor Passive Infrared Wall Switch Sensor with IntelliDAPT, Single Circuit, Three Buttons, 120/277VAC, 1000 Sq. Ft., Photocell, Gray       |       |       | ●     |       |       | 3 oz     | 1        |
| LHD-IRS3-N-IV-M    | LHD-IRS3-N-IV-M    | 64018170951 | LightHAWK2 Dimmer Vacancy Sensor Passive Infrared Wall Switch Sensor with IntelliDAPT, Single Circuit, Three Buttons, 120/277VAC, 1000 Sq. Ft., Photocell, Ivory      |       |       | ●     |       |       | 3 oz     | 1        |
| LHD-IRS3-N-LA-M    | LHD-IRS3-N-LA-M    | 64018170952 | LightHAWK2 Dimmer Vacancy Sensor Passive Infrared Wall Switch Sensor with IntelliDAPT, Single Circuit, Three Buttons, 120/277VAC, 1000 Sq. Ft., Photocell, Lt. Almond |       |       | ●     |       |       | 3 oz     | 1        |
| LHD-IRS3-N-WH-M    | LHD-IRS3-N-WH-M    | 64018170953 | LightHAWK2 Dimmer Vacancy Sensor Passive Infrared Wall Switch Sensor with IntelliDAPT, Single Circuit, Three Buttons, 120/277VAC, 1000 Sq. Ft., Photocell, White      |       |       | ●     |       |       | 3 oz     | 1        |
| LHD-IRS3-N-BK      | LHD-IRS3-N-BK      | 64018170954 | LightHAWK2 Dimmer Passive Infrared Wall Switch Sensor with IntelliDAPT, Single Circuit, Three Buttons, 120/277VAC, 1000 Sq. Ft., Photocell, Black                     |       |       | ●     |       |       | 3 oz     | 1        |
| LHD-IRS3-N-GY      | LHD-IRS3-N-GY      | 64018170955 | LightHAWK2 Dimmer Passive Infrared Wall Switch Sensor with IntelliDAPT, Single Circuit, Three Buttons, 120/277VAC, 1000 Sq. Ft., Photocell, Gray                      |       |       | ●     |       |       | 3 oz     | 1        |
| LHD-IRS3-N-IV      | LHD-IRS3-N-IV      | 64018170956 | LightHAWK2 Dimmer Passive Infrared Wall Switch Sensor with IntelliDAPT, Single Circuit, Three Buttons, 120/277VAC, 1000 Sq. Ft., Photocell, Ivory                     |       |       | ●     |       |       | 3 oz     | 1        |
| LHD-IRS3-N-LA      | LHD-IRS3-N-LA      | 64018170957 | LightHAWK2 Dimmer Passive Infrared Wall Switch Sensor with IntelliDAPT, Single Circuit, Three Buttons, 120/277VAC, 1000 Sq. Ft., Photocell, Lt. Almond                |       |       | ●     |       |       | 3 oz     | 1        |
| LHD-IRS3-N-WH      | LHD-IRS3-N-WH      | 64018170958 | LightHAWK2 Dimmer Passive Infrared Wall Switch Sensor with IntelliDAPT, Single Circuit, Three Buttons, 120/277VAC, 1000 Sq. Ft., Photocell, White                     |       |       | ●     |       |       | 3 oz     | 1        |
| LHD-IRS3-N347-BK-M | LHD-IRS3-N347-BK-M | 64018170959 | LightHAWK2 Dimmer Vacancy Sensor Passive Infrared Wall Switch Sensor with IntelliDAPT, Single Circuit, Three Buttons, 347VAC, 1000 Sq. Ft., Photocell, Black          |       |       | ●     |       |       | 3 oz     | 1        |
| LHD-IRS3-N347-GY-M | LHD-IRS3-N347-GY-M | 64018170960 | LightHAWK2 Dimmer Vacancy Sensor Passive Infrared Wall Switch Sensor with IntelliDAPT, Single Circuit, Three Buttons, 347VAC, 1000 Sq. Ft., Photocell, Gray           |       |       | ●     |       |       | 3 oz     | 1        |
| LHD-IRS3-N347-IV-M | LHD-IRS3-N347-IV-M | 64018170961 | LightHAWK2 Dimmer Vacancy Sensor Passive Infrared Wall Switch Sensor with IntelliDAPT, Single Circuit, Three Buttons, 347VAC, 1000 Sq. Ft., Photocell, Ivory          |       |       | ●     |       |       | 3 oz     | 1        |
| LHD-IRS3-N347-LA-M | LHD-IRS3-N347-LA-M | 64018170962 | LightHAWK2 Dimmer Vacancy Sensor Passive Infrared Wall Switch Sensor with IntelliDAPT, Single Circuit, Three Buttons, 347VAC, 1000 Sq. Ft., Photocell, Lt. Almond     |       |       | ●     |       |       | 3 oz     | 1        |

## LightHAWK®2 Dimmer Wall Switch Sensors (Continued)

| Part Number        | Catalog Number     | UPC Code    | Description                                                                                                                                                  | CA 03 | GA 27 | IL 06 | NJ 12 | TX 04 | Wt. each | Ctn. Qty |
|--------------------|--------------------|-------------|--------------------------------------------------------------------------------------------------------------------------------------------------------------|-------|-------|-------|-------|-------|----------|----------|
| LHD-IRS3-N347-WH-M | LHD-IRS3-N347-WH-M | 64018170963 | LightHAWK2 Dimmer Vacancy Sensor Passive Infrared Wall Switch Sensor with IntelliDAPT, Single Circuit, Three Buttons, 347VAC, 1000 Sq. Ft., Photocell, White |       |       | ●     |       |       | 3 oz     | 1        |
| LHD-IRS3-N347-BK   | LHD-IRS3-N347-BK   | 64018170964 | LightHAWK2 Dimmer Passive Infrared Wall Switch Sensor with IntelliDAPT, Single Circuit, Three Buttons, 347VAC, 1000 Sq. Ft., Photocell, Black                |       |       | ●     |       |       | 3 oz     | 1        |
| LHD-IRS3-N347-GY   | LHD-IRS3-N347-GY   | 64018170965 | LightHAWK2 Dimmer Passive Infrared Wall Switch Sensor with IntelliDAPT, Single Circuit, Three Buttons, 347VAC, 1000 Sq. Ft., Photocell, Gray                 |       |       | ●     |       |       | 3 oz     | 1        |
| LHD-IRS3-N347-IV   | LHD-IRS3-N347-IV   | 64018170966 | LightHAWK2 Dimmer Passive Infrared Wall Switch Sensor with IntelliDAPT, Single Circuit, Three Buttons, 347VAC, 1000 Sq. Ft., Photocell, Ivory                |       |       | ●     |       |       | 3 oz     | 1        |
| LHD-IRS3-N347-LA   | LHD-IRS3-N347-LA   | 64018170967 | LightHAWK2 Dimmer Passive Infrared Wall Switch Sensor with IntelliDAPT, Single Circuit, Three Buttons, 347VAC, 1000 Sq. Ft., Photocell, Lt. Almond           |       |       | ●     |       |       | 3 oz     | 1        |
| LHD-IRS3-N347-WH   | LHD-IRS3-N347-WH   | 64018170968 | LightHAWK2 Dimmer Passive Infrared Wall Switch Sensor with IntelliDAPT, Single Circuit, Three Buttons, 347VAC, 1000 Sq. Ft., Photocell, White                |       |       | ●     |       |       | 3 oz     | 1        |



## LightHAWK®2 Night Light Wall Switch Sensors

- Digital passive infrared technology
- IntelliDAPT® self-adaptive technology
- Night Light mounted under lens
- RhinoTuff™ vandal resistant lens
- Dual 120/277VAC operation
- No minimum load requirement
- Zero Arc Point Switching
- UL and cUL listed
- Five-year limited warranty

| Part Number     | Catalog Number  | UPC Code     | Description                                                                                                                                                             | CA 03 | GA 27 | IL 06 | NJ 12 | TX 04 | Wt. each | Ctn. Qty |
|-----------------|-----------------|--------------|-------------------------------------------------------------------------------------------------------------------------------------------------------------------------|-------|-------|-------|-------|-------|----------|----------|
| LHN-IRS1-N-BK-M | LHN-IRS1-N-BK-M | 640181708656 | LightHAWK2 Night Light Vacancy Sensor Passive Infrared Wall Switch Sensor with IntelliDAPT, Single Circuit, One Button, 120/277VAC, 1000 Sq. Ft., Photocell, Black      |       |       | ●     |       |       | 3 oz     | 1        |
| LHN-IRS1-N-GY-M | LHN-IRS1-N-GY-M | 640181708663 | LightHAWK2 Night Light Vacancy Sensor Passive Infrared Wall Switch Sensor with IntelliDAPT, Single Circuit, One Button, 120/277VAC, 1000 Sq. Ft., Photocell, Gray       |       |       | ●     |       |       | 3 oz     | 1        |
| LHN-IRS1-N-IV-M | LHN-IRS1-N-IV-M | 640181708670 | LightHAWK2 Night Light Vacancy Sensor Passive Infrared Wall Switch Sensor with IntelliDAPT, Single Circuit, One Button, 120/277VAC, 1000 Sq. Ft., Photocell, Ivory      |       |       | ●     |       |       | 3 oz     | 1        |
| LHN-IRS1-N-LA-M | LHN-IRS1-N-LA-M | 640181708687 | LightHAWK2 Night Light Vacancy Sensor Passive Infrared Wall Switch Sensor with IntelliDAPT, Single Circuit, One Button, 120/277VAC, 1000 Sq. Ft., Photocell, Lt. Almond |       |       | ●     |       |       | 3 oz     | 1        |
| LHN-IRS1-N-WH-M | LHN-IRS1-N-WH-M | 640181708694 | LightHAWK2 Night Light Vacancy Sensor Passive Infrared Wall Switch Sensor with IntelliDAPT, Single Circuit, One Button, 120/277VAC, 1000 Sq. Ft., Photocell, White      |       |       | ●     |       |       | 3 oz     | 1        |
| LHN-IRS1-N-BK   | LHN-IRS1-N-BK   | 640181708700 | LightHAWK2 Night Light Passive Infrared Wall Switch Sensor with IntelliDAPT, Single Circuit, One Button, 120/277VAC, 1000 Sq. Ft., Photocell, Black                     |       |       | ●     |       |       | 3 oz     | 1        |

### LightHAWK®2 Night Light Wall Switch Sensors (Continued)

| Part Number        | Catalog Number     | UPC Code     | Description                                                                                                                                                                 | CA 03 | GA 27 | IL 06 | NJ 12 | TX 04 | Wt. each | Ctn. Qty |
|--------------------|--------------------|--------------|-----------------------------------------------------------------------------------------------------------------------------------------------------------------------------|-------|-------|-------|-------|-------|----------|----------|
| LHN-IRS1-N-GY      | LHN-IRS1-N-GY      | 640181708717 | LightHAWK2 Night Light Passive Infrared Wall Switch Sensor with IntelliDAPT, Single Circuit, One Button, 120/277VAC, 1000 Sq. Ft., Photocell, Gray                          |       |       | ●     |       |       | 3 oz     | 1        |
| LHN-IRS1-N-IV      | LHN-IRS1-N-IV      | 640181708724 | LightHAWK2 Night Light Passive Infrared Wall Switch Sensor with IntelliDAPT, Single Circuit, One Button, 120/277VAC, 1000 Sq. Ft., Photocell, Ivory                         |       |       | ●     |       |       | 3 oz     | 1        |
| LHN-IRS1-N-LA      | LHN-IRS1-N-LA      | 640181708731 | LightHAWK2 Night Light Passive Infrared Wall Switch Sensor with IntelliDAPT, Single Circuit, One Button, 120/277VAC, 1000 Sq. Ft., Photocell, Lt. Almond                    |       |       | ●     |       |       | 3 oz     | 1        |
| LHN-IRS1-N-WH      | LHN-IRS1-N-WH      | 640181708748 | LightHAWK2 Night Light Passive Infrared Wall Switch Sensor with IntelliDAPT, Single Circuit, One Button, 120/277VAC, 1000 Sq. Ft., Photocell, White                         |       |       | ●     |       |       | 3 oz     | 1        |
| LHN-IRS1-N347-BK-M | LHN-IRS1-N347-BK-M | 640181708755 | LightHAWK2 Night Light Vacancy Sensor Neutral Passive Infrared Wall Switch Sensor with IntelliDAPT, Single Circuit, One Button, 347VAC, 1000 Sq. Ft., Photocell, Black      |       |       | ●     |       |       | 3 oz     | 1        |
| LHN-IRS1-N347-GY-M | LHN-IRS1-N347-GY-M | 640181708762 | LightHAWK2 Night Light Vacancy Sensor Neutral Passive Infrared Wall Switch Sensor with IntelliDAPT, Single Circuit, One Button, 347VAC, 1000 Sq. Ft., Photocell, Gray       |       |       | ●     |       |       | 3 oz     | 1        |
| LHN-IRS1-N347-IV-M | LHN-IRS1-N347-IV-M | 640181708779 | LightHAWK2 Night Light Vacancy Sensor Neutral Passive Infrared Wall Switch Sensor with IntelliDAPT, Single Circuit, One Button, 347VAC, 1000 Sq. Ft., Photocell, Ivory      |       |       | ●     |       |       | 3 oz     | 1        |
| LHN-IRS1-N347-LA-M | LHN-IRS1-N347-LA-M | 640181708786 | LightHAWK2 Night Light Vacancy Sensor Neutral Passive Infrared Wall Switch Sensor with IntelliDAPT, Single Circuit, One Button, 347VAC, 1000 Sq. Ft., Photocell, Lt. Almond |       |       | ●     |       |       | 3 oz     | 1        |
| LHN-IRS1-N347-WH-M | LHN-IRS1-N347-WH-M | 640181708793 | LightHAWK2 Night Light Vacancy Sensor Neutral Passive Infrared Wall Switch Sensor with IntelliDAPT, Single Circuit, One Button, 347VAC, 1000 Sq. Ft., Photocell, White      |       |       | ●     |       |       | 3 oz     | 1        |
| LHN-IRS1-N347-BK   | LHN-IRS1-N347-BK   | 64018170944  | LightHAWK2 Night Light Neutral Passive Infrared Wall Switch Sensor with IntelliDAPT, Single Circuit, One Button, 347VAC, 1000 Sq. Ft., Photocell, Black                     |       |       | ●     |       |       | 3 oz     | 1        |
| LHN-IRS1-N347-GY   | LHN-IRS1-N347-GY   | 640181709455 | LightHAWK2 Night Light Neutral Passive Infrared Wall Switch Sensor with IntelliDAPT, Single Circuit, One Button, 347VAC, 1000 Sq. Ft., Photocell, Gray                      |       |       | ●     |       |       | 3 oz     | 1        |
| LHN-IRS1-N347-IV   | LHN-IRS1-N347-IV   | 640181709462 | LightHAWK2 Night Light Neutral Passive Infrared Wall Switch Sensor with IntelliDAPT, Single Circuit, One Button, 347VAC, 1000 Sq. Ft., Photocell, Ivory                     |       |       | ●     |       |       | 3 oz     | 1        |
| LHN-IRS1-N347-LA   | LHN-IRS1-N347-LA   | 640181709479 | LightHAWK2 Night Light Neutral Passive Infrared Wall Switch Sensor with IntelliDAPT, Single Circuit, One Button, 347VAC, 1000 Sq. Ft., Photocell, Light Almond              |       |       | ●     |       |       | 3 oz     | 1        |
| LHN-IRS1-N347-WH   | LHN-IRS1-N347-WH   | 640181709486 | LightHAWK2 Night Light Neutral Passive Infrared Wall Switch Sensor with IntelliDAPT, Single Circuit, One Button, 347VAC, 1000 Sq. Ft., Photocell, White                     |       |       | ●     |       |       | 3 oz     | 1        |



### Wall Switch Sensors & Digital Timer

- Adjustable time delay and sensitivity
- No minimum load requirement
- Built-in photocell for daylight harvesting
- Walk test indicator
- Dual 120/277 VAC operation
- UL and cUL listed
- 5-year limited warranty

| Part Number | Catalog Number | UPC Code    | Description                                                                               | CA 03 | GA 27 | IL 06 | NJ 12 | TX 04 | Wt. each | Ctn. Qty |
|-------------|----------------|-------------|-------------------------------------------------------------------------------------------|-------|-------|-------|-------|-------|----------|----------|
| IWSZP3PI    | IWSZP3PI       | 64018110050 | Passive Infrared Wall Switch Sensor, Auto ON / Auto OFF, 120/277VAC, 900 Sq. Ft., Ivory   |       |       | ●     |       |       | 3 oz     | 1        |
| IWSZP3PW    | IWSZP3PW       | 64018110055 | Passive Infrared Wall Switch Sensor, Auto ON / Auto OFF, 120/277VAC, 900 Sq. Ft., White   |       |       | ●     |       |       | 3 oz     | 1        |
| IWSZPMI     | IWSZPMI        | 64018110110 | Passive Infrared Wall Switch Sensor, Manual ON / Auto OFF, 120/277VAC, 900 Sq. Ft., Ivory |       |       | ●     |       |       | 3 oz     | 1        |
| IWSZPMW     | IWSZPMW        | 64018110115 | Passive Infrared Wall Switch Sensor, Manual ON / Auto OFF, 120/277VAC, 900 Sq. Ft., White |       |       | ●     |       |       | 3 oz     | 1        |
| TD300       | TD300          | 64018190010 | Digital Programmable Timer, 120/230/277 VAC, White                                        |       |       | ●     |       |       | 3 oz     | 1        |



### UL924 Relays

- 20 Amp 120/277VAC Relay
- N/C isolated contacts
- No minimum load requirement
- UL listed
- Five-year limited warranty
- Dual 120-277 VAC operation

| Part Number    | Catalog Number | UPC Code     | Description                                                                                                                   | CA 03 | GA 27 | IL 06 | NJ 12 | TX 04 | Wt. each | Ctn. Qty |
|----------------|----------------|--------------|-------------------------------------------------------------------------------------------------------------------------------|-------|-------|-------|-------|-------|----------|----------|
| UL924SR1       | UL924SR1       | 640181500014 | UL924 N/C Shunt Relay 120/277V, 20A SPDT with 120VAC Coil                                                                     |       |       | ●     |       |       | 2 oz     | 1        |
| UL924SR2       | UL924SR2       | 640181500021 | UL924 N/C Shunt Relay 120/277V, 20A SPDT with 277VAC Coil                                                                     |       |       | ●     |       |       | 2 oz     | 1        |
| UL924BRUNV     | UL924BRUNV     | 640181500038 | UL924 Emergency Control Relay (Shunt or Bypass) with auto test 120-277VAC Coil                                                |       |       | ●     |       |       | 2 oz     | 1        |
| UL924EPC1-UNV  | UL924EPC1-UNV  | 640181716866 | Flush Mount UL924 Emergency Load Control Relay with test button                                                               |       |       | ●     |       |       | 2 oz     | 1        |
| UL924EPC1D-UNV | UL924EPC1D-UNV | 640181716873 | Flush Mount UL924 Emergency Load Control Relay with test button and provision for override of 0-10 volt dimming to full light |       |       | ●     |       |       | 2 oz     | 1        |



## NX Distributed Intelligence™ Lighting Control

- Digital SmartPORT™ technology provides auto-configuration of switches and sensors
- RJ45 connectivity eliminates field wiring errors and simplifies installation
- Integral push-buttons and LED indicators aid in installation and troubleshooting
- Compact housing provides up to two relays and two dimming channels
- Connect up to 8 NX Room Controllers for a total of 16 loads
- Installs in the plenum above the controlled area eliminating home run wiring

| Part Number  | Catalog Number | UPC Code     | Description                                                                                    | CA 03 | GA 27 | IL 06 | NJ 12 | TX 04 | Wt. each | Ctn. Qty |
|--------------|----------------|--------------|------------------------------------------------------------------------------------------------|-------|-------|-------|-------|-------|----------|----------|
| NXBTR        | NXBTR          | 640181710505 | Wireless bridge for Bluetooth radio communication with Room Controller                         |       |       | ●     |       |       | 4 oz     | 1        |
| NXRC-1R-UNV  | NXRC-1R-UNV    | 640181710420 | NX Room Controller, 1 Relay, Universal Voltage                                                 |       |       | ●     |       |       | 4 oz     | 1        |
| NXRC-2R-UNV  | NXRC-2R-UNV    | 640181710444 | NX Room Controller, 2 Relay, Universal Voltage                                                 |       |       | ●     |       |       | 4 oz     | 1        |
| NXRC-1RD-UNV | NXRC-1RD-UNV   | 640181710437 | NX Room Controller, 1 Relay, 0 - 10V Dimming, Power Monitoring, Universal Voltage              |       |       | ●     |       |       | 4 oz     | 1        |
| NXRC-2RD-UNV | NXRC-2RD-UNV   | 640181710451 | NX Room Controller, 2 Relay, 0 - 10V Dimming, Power Monitoring, Universal Voltage              |       |       | ●     |       |       | 4 oz     | 1        |
| NXHNB        | NXHNB          | 640181710604 | NC Bridge module for wired connection between one Room Controller zone and the HubbNET network |       |       | ●     |       |       | 1.6 oz   | 1        |
| NXSW-1-WH    | NXSW-1-WH      | 640181711229 | NX Digital Toggle Switch, 1 Button, Momentary, Pilot, White                                    |       |       | ●     |       |       | 1.6 oz   | 1        |
| NXSW-1-IV    | NXSW-1-IV      | 640181711205 | NX Digital Toggle Switch, 1 Button, Momentary, Pilot, Ivory                                    |       |       | ●     |       |       | 1.6 oz   | 1        |
| NXSW-1-LA    | NXSW-1-LA      | 640181711212 | NX Digital Toggle Switch, 1 Button, Momentary, Pilot, Light Almond                             |       |       | ●     |       |       | 1.6 oz   | 1        |
| NXSW-2-WH    | NXSW-2-WH      | 640181711274 | NX Digital Toggle Switch, 2 Buttons, Momentary, Pilot, White                                   |       |       | ●     |       |       | 1.6 oz   | 1        |
| NXSW-2-IV    | NXSW-2-IV      | 640181711250 | NX Digital Toggle Switch, 2 Buttons, Momentary, Pilot, Ivory                                   |       |       | ●     |       |       | 1.6 oz   | 1        |
| NXSW-2-LA    | NXSW-2-LA      | 640181711267 | NX Digital Toggle Switch, 2 Buttons, Momentary, Pilot, Light Almond                            |       |       | ●     |       |       | 1.6 oz   | 1        |
| NXSW-3-WH    | NXSW-3-WH      | 640181711328 | NX Digital Toggle Switch, 3 Buttons, Momentary, Pilot, White                                   |       |       | ●     |       |       | 1.6 oz   | 1        |
| NXSW-3-IV    | NXSW-3-IV      | 640181711304 | NX Digital Toggle Switch, 3 Buttons, Momentary, Pilot, Ivory                                   |       |       | ●     |       |       | 1.6 oz   | 1        |
| NXSW-3-LA    | NXSW-3-LA      | 640181711311 | NX Digital Toggle Switch, 3 Buttons, Momentary, Pilot, Light Almond                            |       |       | ●     |       |       | 1.6 oz   | 1        |
| NXSW-4-WH    | NXSW-4-WH      | 640181711373 | NX Digital Toggle Switch, 4 Buttons, Momentary, Pilot, White                                   |       |       | ●     |       |       | 1.6 oz   | 1        |
| NXSW-4-IV    | NXSW-4-IV      | 640181711359 | NX Digital Toggle Switch, 4 Buttons, Momentary, Pilot, Ivory                                   |       |       | ●     |       |       | 1.6 oz   | 1        |
| NXSW-4-LA    | NXSW-4-LA      | 640181711366 | NX Digital Toggle Switch, 4 Buttons, Momentary, Pilot, Light Almond                            |       |       | ●     |       |       | 1.6 oz   | 1        |
| NXSW-6-WH    | NXSW-6-WH      | 640181711427 | NX Digital Toggle Switch, 6 Buttons, Momentary, Pilot, White                                   |       |       | ●     |       |       | 1.6 oz   | 1        |
| NXSW-6-IV    | NXSW-6-IV      | 640181711403 | NX Digital Toggle Switch, 6 Buttons, Momentary, Pilot, Ivory                                   |       |       | ●     |       |       | 1.6 oz   | 1        |
| NXSW-6-LA    | NXSW-6-LA      | 640181711410 | NX Digital Toggle Switch, 6 Buttons, Momentary, Pilot, Light Almond                            |       |       | ●     |       |       | 1.6 oz   | 1        |
| NXSW-SS-WH   | NXSW-SS-WH     | 640181711823 | NX Digital Scene Switch, 6 Buttons, 4 Presets, Raise/Lower, White                              |       |       | ●     |       |       | 1.6 oz   | 1        |
| NXSW-SS-IV   | NXSW-SS-IV     | 640181711809 | NX Digital Scene Switch, 6 Buttons, 4 Presets, Raise/Lower, Ivory                              |       |       | ●     |       |       | 1.6 oz   | 1        |
| NXSW-SS-LA   | NXSW-SS-LA     | 640181711816 | NX Digital Scene Switch, 6 Buttons, 4 Presets, Raise/Lower, Light Almond                       |       |       | ●     |       |       | 1.6 oz   | 1        |
| NXSW-SS-GY   | NXSW-SS-GY     | 640181711793 | NX Digital Scene Switch, 6 Buttons, 4 Presets, Raise/Lower, Gray                               |       |       | ●     |       |       | 1.6 oz   | 1        |
| NXSW-SS-BK   | NXSW-SS-BK     | 640181711786 | NX Digital Scene Switch, 6 Buttons, 4 Presets, Raise/Lower, Black                              |       |       | ●     |       |       | 1.6 oz   | 1        |
| NXSW-RL-WH   | NXSW-RL-WH     | 640181711724 | NX Digital Switch Station, 2 Buttons, Raise/Lower, White                                       |       |       | ●     |       |       | 1.6 oz   | 1        |

## NX Distributed Intelligence™ Lighting Control (Continued)

| Part Number     | Catalog Number  | UPC Code     | Description                                                                            | CA 03 | GA 27 | IL 06 | NJ 12 | TX 04 | Wt. each | Ctn. Qty |
|-----------------|-----------------|--------------|----------------------------------------------------------------------------------------|-------|-------|-------|-------|-------|----------|----------|
| NXSW-RL-IV      | NXSW-RL-IV      | 640181711700 | NX Digital Switch Station, 2 Buttons, Raise/Lower, Ivory                               |       |       | ●     |       |       | 1.6 oz   | 1        |
| NXSW-RL-LA      | NXSW-RL-LA      | 640181711717 | NX Digital Switch Station, 2 Buttons, Raise/Lower, Light Almond                        |       |       | ●     |       |       | 1.6 oz   | 1        |
| NXSW-RL-GY      | NXSW-RL-GY      | 640181711694 | NX Digital Switch Station, 2 Buttons, Raise/Lower, Gray                                |       |       | ●     |       |       | 1.6 oz   | 1        |
| NXSW-RL-BK      | NXSW-RL-BK      | 640181711687 | NX Digital Switch Station, 2 Buttons, Raise/Lowers, Black                              |       |       | ●     |       |       | 1.6 oz   | 1        |
| NXSW-OO-WH      | NXSW-OO-WH      | 640181711526 | NX Digital Switch Station, On/Off, White                                               |       |       | ●     |       |       | 1.6 oz   | 1        |
| NXSW-OO-IV      | NXSW-OO-IV      | 640181711502 | NX Digital Switch Station, On/Off, Ivory                                               |       |       | ●     |       |       | 1.6 oz   | 1        |
| NXSW-OO-LA      | NXSW-OO-LA      | 640181711519 | NX Digital Switch Station, On/Off, Light Almond                                        |       |       | ●     |       |       | 1.6 oz   | 1        |
| NXSW-ORLO-WH    | NXSW-ORLO-WH    | 640181711571 | NX Digital Switch Station, On/Raise/Lower/Off, White                                   |       |       | ●     |       |       | 1.6 oz   | 1        |
| NXSW-ORLO-IV    | NXSW-ORLO-IV    | 640181711557 | NX Digital Switch Station, On/Raise/Lower/Off, Ivory                                   |       |       | ●     |       |       | 1.6 oz   | 1        |
| NXSW-ORLO-LA    | NXSW-ORLO-LA    | 640181711564 | NX Digital Switch Station, On/Raise/Lower/Off, Light Almond                            |       |       | ●     |       |       | 1.6 oz   | 1        |
| NXSW-CCT-WH     | NXSW-CCT-WH     | 64018172145  | NX Digital CCT Switch, 6 buttons, 4 presets, Raise/Lower, white                        |       |       | ●     |       |       | N/A      | 1        |
| NXSW-CCT-IV     | NXSW-CCT-IV     | 64018172150  | NX Digital CCT Switch, 6 buttons, 4 presets, Raise/Lower, ivory                        |       |       | ●     |       |       | N/A      | 1        |
| NXSW-CCT-GY     | NXSW-CCT-GY     | 64018172154  | NX Digital CCT Switch, 6 buttons, 4 presets, Raise/Lower, grey                         |       |       | ●     |       |       | N/A      | 1        |
| NXSW-CCT-LA-U   | NXSW-CCT-LA-U   | 64018172156  | NX Digital CCT Switch, 6 buttons, 4 presets, Raise/Lower, light almond                 |       |       | ●     |       |       | N/A      | 1        |
| NXSW-CCT-BK-U   | NXSW-CCT-BK-U   | 64018172152  | NX Digital CCT Switch, 6 buttons, 4 presets, Raise/Lower, black                        |       |       | ●     |       |       | N/A      | 1        |
| NXSW-CCT-RD-U   | NXSW-CCT-RD-U   | 64018172158  | NX Digital CCT Switch, 6 buttons, 4 presets, Raise/Lower, red                          |       |       | ●     |       |       | N/A      | 1        |
| NXFM-1R2D-O-UNV | NXFM-1R2D-O-UNV | 64018172003  | NX Fixture Module, Offset, 1 Relay, 2 0-10V Dimming Channels, 120-347VAC, Blue         |       |       | ●     |       |       | N/A      | 1        |
| NXFM-1R2D-I-UNV | NXFM-1R2D-I-UNV | 64018171714  | NX Fixture Module, Inline, 1 Relay, 2 0-10V Dimming Channels, 120-347VAC, Blue         |       |       | ●     |       |       | N/A      | 1        |
| NXFM-LV         | NXFM-LV         | 64018172174  | NX Fixture Module, Low Voltage, No Relay, 2 0-10V Dimming Channels, 12-24 VDC, Blue    |       |       | ●     |       |       | N/A      | 1        |
| NXSMP-HMO       | NXSMP-HMO       | 64018172105  | NX Sensor Module, PIR, High Mount/Outdoor, 360° Lens, White                            |       |       | ●     |       |       | N/A      | 1        |
| NXSMP-LMO       | NXSMP-LMO       | 64018172104  | NX Sensor Module, PIR, Low Mount/Outdoor, 360° Lens, White                             |       |       | ●     |       |       | N/A      | 1        |
| NXSMP-LMI       | NXSMP-LMI       | 64018172103  | NX Sensor Module, PIR, Low Mount, Indoor, 360° Lens, White                             |       |       | ●     |       |       | N/A      | 1        |
| NXSMP-SMI       | NXSMP-SMI       | 64018172097  | NX Sensor Module, Slide Mount, PIR, 360° Lens, White                                   |       |       | ●     |       |       | N/A      | 1        |
| NXRM-H          | NXRM-H          | 64018172019  | NX HubbNET™ Radio Module, 12VDC, ISM 2.4GHz, White                                     |       |       | ●     |       |       | N/A      | 1        |
| NXFSP           | NXFSP           | 64018172017  | NX Fixture SmartPORT™ Bridge Adapter, Blue                                             |       |       | ●     |       |       | N/A      | 1        |
| NXDSP           | NXDSP           | 64018172102  | NX Fixture SmartPORT™ Adapter, White                                                   |       |       | ●     |       |       | N/A      | 1        |
| NXDCI           | NXDCI           | 64018172015  | NX Dry Contact Input Module, Blue                                                      |       |       | ●     |       |       | N/A      | 1        |
| NXDCO           | NXDCO           | 64018172016  | NX Dry Contact Output Module, N.O. and N.C. contacts, Up to 500 mA rated @ 12VDC, Blue |       |       | ●     |       |       | N/A      | 1        |
| NXCBL-O-6       | NXCBL-O-6       | 64018172169  | NX Cable, Offset, 6" length, Gray                                                      |       |       | ●     |       |       | N/A      | 1        |

### NX Distributed Intelligence™ Lighting Control (Continued)

| Part Number | Catalog Number | UPC Code    | Description                        | CA 03 | GA 27 | IL 06 | NJ 12 | TX 04 | Wt. each | Ctn. Qty |
|-------------|----------------|-------------|------------------------------------|-------|-------|-------|-------|-------|----------|----------|
| NXCBL-O-10  | NXCBL-O-10     | 64018172166 | NX Cable, Offset, 10" length, Gray |       |       | ●     |       |       | N/A      | 1        |
| NXCBL-O-24  | NXCBL-O-24     | 64018172167 | NX Cable, Offset, 24" length, Gray |       |       | ●     |       |       | N/A      | 1        |
| NXCBL-O-48  | NXCBL-O-48     | 64018172168 | NX Cable, Offset, 48" length, Gray |       |       | ●     |       |       | N/A      | 1        |
| NXCBL-I-6   | NXCBL-I-6      | 64018172169 | NX Cable, Offset, 6" length, Gray  |       |       | ●     |       |       | N/A      | 1        |
| NXCBL-I-10  | NXCBL-I-10     | 64018172162 | NX Cable, Inline, 10" length, Gray |       |       | ●     |       |       | N/A      | 1        |
| NXCBL-I-24  | NXCBL-I-24     | 64018172163 | NX Cable, Inline, 24" length, Gray |       |       | ●     |       |       | N/A      | 1        |
| NXCBL-I-48  | NXCBL-I-48     | 64018172164 | NX Cable, Inline, 48" length, Gray |       |       | ●     |       |       | N/A      | 1        |



### CX Commercial Lighting Control Panel

- 4 Relay Panel sizes: 4, 8, 16 & 24
- Four types of relays - 20A/1P and 20A/2P, NO (14K SCCR) and 30A/P latching (18K SCCR)
- Optional dimming control of 0-10V drivers & dimmable ballasts
- LCD user interface with keypad
- Programmable inputs accept low voltage switches, photocells, or motion sensors
- 365 day programming with 64 schedules
- Five-year limited warranty
- UL and cUL listed

| Part Number | Catalog Number | UPC Code     | Description                                                                                                                  | CA 03 | GA 27 | IL 06 | NJ 12 | TX 04 | Wt. each | Ctn. Qty |
|-------------|----------------|--------------|------------------------------------------------------------------------------------------------------------------------------|-------|-------|-------|-------|-------|----------|----------|
| CX042S042NN | CX042S042NN    | 64018120056  | CX Lighting Control Panel, 4 Relay 120/277V Input, with 4-20A/1P Elect. Held NO Relays Nema 1 Sur. Encl. Stand Alone         |       |       | ●     |       |       | N/A      | 1        |
| CX042S043LN | CX042S043LN    | 64018120057  | CX Lighting Control Panel, 4 Relay 120/277V Input, with 4-30A/1P Latching Relays Nema 1 Sur. Encl. Stand Alone               |       |       | ●     |       |       | N/A      | 1        |
| CX042S04TNN | CX042S04TNN    | 64018120058  | CX Lighting Control Panel, 4 Relay 120/277V Input, with 4-20A/2P Elect. Held NO Relays Nema 1 Sur. Encl. Stand Alone         |       |       | ●     |       |       | N/A      | 1        |
| CX042S00SPN | CX042S00SPN    | 64018120059  | CX Lighting Control Panel, 4 Relay 120/277V Input, w/Space for Field Installed CXR Relays Nema 1 Sur. Encl. Stand Alone      |       |       | ●     |       |       | N/A      | 1        |
| CX043S043LN | CX043S043LN    | 64018120060  | CX Lighting Control Panel, 4 Relay 347/480V Input, with 4-30A/1P Latching Relays 120-277-347V, Nema 1 Sur. Encl. Stand Alone |       |       | ●     |       |       | N/A      | 1        |
| CX043S00SPN | CX043S00SPN    | 64018120061  | CX Lighting Control Panel, 4 Relay 120/347V Input, w/Space for Field Installed CXR Relays Nema 1 Sur. Encl. Stand Alone      |       |       | ●     |       |       | N/A      | 1        |
| CX082S082NM | CX082S082NM    | 64018120062  | CX Lighting Control Panel, 8 Relay 120/277V Input, with 8-20A/1P Elect. Held NO Relays Nema 1 Sur. Encl. Master              |       |       | ●     |       |       | N/A      | 1        |
| CX082S083LM | CX082S083LM    | 64018120063  | CX Lighting Control Panel, 8 Relay 120/277V Input, with 8-30A/1P Latching Relays Nema 1 Sur. Encl. Master                    |       |       | ●     |       |       | N/A      | 1        |
| CX082S08TNN | CX082S08TNN    | 64018120064  | CX Lighting Control Panel, 8 Relay 120/277V Input, with 8-20A/2P Elect. Held NO Relays Nema 1 Sur. Encl. Master              |       |       | ●     |       |       | N/A      | 1        |
| CX082S00SPM | CX082S00SPM    | 64018120065  | CX Lighting Control Panel, 8 Relay 120/277V Input, w/Space for Field Installed CXR Relays Nema 1 Sur. Encl. Master           |       |       | ●     |       |       | N/A      | 1        |
| CX083S083LM | CX083S083LM    | 64018120066  | CX Lighting Control Panel, 8 Relay 347/480V Input, with 8-30A/1P Latching Relays 120-277-347V, Nema 1 Sur. Encl. Master      |       |       | ●     |       |       | N/A      | 1        |
| CX083S00SPM | CX083S00SPM    | 64018120067  | CX Lighting Control Panel, 8 Relay 120/347V Input, w/Space for Field Installed CXR Relays Nema 1 Sur. Encl. Master           |       |       | ●     |       |       | N/A      | 1        |
| CX082S082NS | CX082S082NS    | 640181200686 | CX Lighting Control Panel, 8 Relay, 120/277V Input, w/ 8-20A/1P Elect. Held N/O Relays Nema 1 Sur. Encl. Secondary           |       |       | ●     |       |       | N/A      | 1        |
| CX082S083LS | CX082S083LS    | 640181200693 | CX Lighting Control Panel, 8 Relay, 120/277V Input, w/ 8-30A/1P Latching Relays Nema 1 Sur. Encl. Secondary                  |       |       | ●     |       |       | N/A      | 1        |
| CX082S08TNS | CX082S08TNS    | 640181200884 | CX Lighting Control Panel, 8 Relay, 120/277V Input, w/ 8-20A/2P Elect. Held N/O Relays Nema 1 Sur. Encl. Secondary           |       |       | ●     |       |       | N/A      | 1        |

### CX Commercial Lighting Control Panel (Continued)

| Part Number | Catalog Number | UPC Code     | Description                                                                                                                   | CA 03 | GA 27 | IL 06 | NJ 12 | TX 04 | Wt. each | Ctn. Qty |
|-------------|----------------|--------------|-------------------------------------------------------------------------------------------------------------------------------|-------|-------|-------|-------|-------|----------|----------|
| CX082S00SPS | CX082S00SPS    | 640181200891 | CX Lighting Control Panel, 8 Relay, 120/277V Input, w/Space for Field Installed CXR Relays Nema 1 Sur. Encl. Secondary        |       |       | ●     |       |       | N/A      | 1        |
| CX083S083LS | CX083S083LS    | 640181200907 | CX Lighting Control Panel, 8 Relay, 120/347V Input, with 8-30A/1P Latching Relays 120-277-347V, Nema 1 Sur. Encl. Secondary   |       |       | ●     |       |       | N/A      | 1        |
| CX083S00SPS | CX083S00SPS    | 640181200914 | CX Lighting Control Panel, 8 Relay, 120/347V Input, w/Space for Field Installed CXR Relays Nema 1 Sur. Encl. Secondary        |       |       | ●     |       |       | N/A      | 1        |
| CX162S162NM | CX162S162NM    | 640181200921 | CX Lighting Control Panel, 16 Relay 120/277V Input, with 16-20A/1P Elect. Held N/O Relays Nema 1 Sur. Encl. Master            |       |       | ●     |       |       | N/A      | 1        |
| CX162S163LM | CX162S163LM    | 640181200938 | CX Lighting Control Panel, 16 Relay 120/277V Input, with 16-30A/1P Latching Relays Nema 1 Sur. Encl. Master                   |       |       | ●     |       |       | N/A      | 1        |
| CX162S16TNN | CX162S16TNN    | 640181200945 | CX Lighting Control Panel, 16 Relay 120/277V Input, with 16-20A/2P Elect. Held N/O Relays Nema 1 Sur. Encl. Master            |       |       | ●     |       |       | N/A      | 1        |
| CX162S00SPM | CX162S00SPM    | 640181200952 | CX Lighting Control Panel, 16 Relay 120/277V Input, w/Space for Field Installed CXR Relays Nema 1 Sur. Encl. Master           |       |       | ●     |       |       | N/A      | 1        |
| CX163S163LM | CX163S163LM    | 640181200969 | CX Lighting Control Panel, 16 Relay 347-480V Input, with 16-30A/1P Latching Relays 120-277-347V, Nema 1 Sur. Encl. Master     |       |       | ●     |       |       | N/A      | 1        |
| CX163S00SPM | CX163S00SPM    | 640181200976 | CX Lighting Control Panel, 16 Relay 347-480V Input, w/Space for Field Installed CXR Relays Nema 1 Sur. Encl. Master           |       |       | ●     |       |       | N/A      | 1        |
| CX162S162NS | CX162S162NS    | 640181200983 | CX Lighting Control Panel, 16 Relay, 120/277V Input, w/ 16-20A/1P Elect. Held N/O Relays Nema 1 Sur. Encl. Secondary          |       |       | ●     |       |       | N/A      | 1        |
| CX162S163LS | CX162S163LS    | 640181200990 | CX Lighting Control Panel, 16 Relay, 120/277V Input, w/ 16-30A/1P Latching Relays Nema 1 Sur. Encl. Secondary                 |       |       | ●     |       |       | N/A      | 1        |
| CX162S16TNS | CX162S16TNS    | 640181201003 | CX Lighting Control Panel, 16 Relay, 120/277V Input, w/ 16-20A/2P Elect. Held N/O Relays Nema 1 Sur. Encl. Secondary          |       |       | ●     |       |       | N/A      | 1        |
| CX162S00SPS | CX162S00SPS    | 640181201010 | CX Lighting Control Panel, 16 Relay, 120/277V Input, w/Space for Field Installed CXR Relays Nema 1 Sur. Encl. Secondary       |       |       | ●     |       |       | N/A      | 1        |
| CX163S163LS | CX163S163LS    | 640181201027 | CX Lighting Control Panel, 16 Relay, 347-480V Input, with 16-30A/1P Latching Relays 120-277-347V, Nema 1 Sur. Encl. Secondary |       |       | ●     |       |       | N/A      | 1        |
| CX163S00SPS | CX163S00SPS    | 640181201034 | CX Lighting Control Panel, 16 Relay, 347-480V Input, w/Space for Field Installed CXR Relays Nema 1 Sur. Encl. Secondary       |       |       | ●     |       |       | N/A      | 1        |
| CX242S242NM | CX242S242NM    | 640181201041 | CX Lighting Control Panel, 24 Relay 120/277V Input, with 24-20A/1P Elect. Held N/O Relays Nema 1 Sur. Encl. Master            |       |       | ●     |       |       | N/A      | 1        |
| CX242S243LM | CX242S243LM    | 640181201058 | CX Lighting Control Panel, 24 Relay 120/277V Input, with 24-30A/1P Latching Relays Nema 1 Sur. Encl. Master                   |       |       | ●     |       |       | N/A      | 1        |
| CX242S24TNN | CX242S24TNN    | 640181201065 | CX Lighting Control Panel, 24 Relay 120/277V Input, with 24-20A/2P Elect. Held N/O Relays Nema 1 Sur. Encl. Master            |       |       | ●     |       |       | N/A      | 1        |
| CX242S00SPM | CX242S00SPM    | 640181201072 | CX Lighting Control Panel, 24 Relay 120/277V Input, w/Space for Field Installed CXR Relays Nema 1 Sur. Encl. Master           |       |       | ●     |       |       | N/A      | 1        |
| CX243S243LM | CX243S243LM    | 640181201089 | CX Lighting Control Panel, 24 Relay 347-480V Input, with 24-30A/1P Latching Relays 120-277-347V, Nema 1 Sur. Encl. Master     |       |       | ●     |       |       | N/A      | 1        |
| CX243S00SPM | CX243S00SPM    | 640181201096 | CX Lighting Control Panel, 24 Relay 347-480V Input, w/Space for Field Installed CXR Relays Nema 1 Sur. Encl. Master           |       |       | ●     |       |       | N/A      | 1        |
| CX242S242NS | CX242S242NS    | 640181201102 | CX Lighting Control Panel, 24 Relay, 120/277V Input, w/ 24-20A/1P Elect. Held N/O Relays Nema 1 Sur. Encl. Secondary          |       |       | ●     |       |       | N/A      | 1        |
| CX242S243LS | CX242S243LS    | 640181201119 | CX Lighting Control Panel, 24 Relay, 120/277V Input, w/ 24-30A/1P Latching Relays Nema 1 Sur. Encl. Secondary                 |       |       | ●     |       |       | N/A      | 1        |
| CX242S24TNS | CX242S24TNS    | 640181201126 | CX Lighting Control Panel, 24 Relay, 120/277V Input, w/ 24-20A/2P Elect. Held N/O Relays Nema 1 Sur. Encl. Secondary          |       |       | ●     |       |       | N/A      | 1        |
| CX242S00SPS | CX242S00SPS    | 640181201133 | CX Lighting Control Panel, 24 Relay, 120/277V Input, w/Space for Field Installed CXR Relays Nema 1 Sur. Encl. Secondary       |       |       | ●     |       |       | N/A      | 1        |
| CX243S243LS | CX243S243LS    | 640181201140 | CX Lighting Control Panel, 24 Relay, 347-480V Input, with 24-30A/1P Latching Relays 120-277-347V, Nema 1 Sur. Encl. Secondary |       |       | ●     |       |       | N/A      | 1        |
| CX243S00SPS | CX243S00SPS    | 640181201157 | CX Lighting Control Panel, 24 Relay, 347-480V Input, w/Space for Field Installed CXR Relays Nema 1 Sur. Encl. Secondary       |       |       | ●     |       |       | N/A      | 1        |



### CX Commercial Lighting Low Voltage Programmable Wall Switches

- Programmable for a variety of button functions
- Attractive, architecturally-pleasing decorator style design
- Function specific button caps supplied with units
- Use standard decorator wall plates (order separately)
- Connect using CAT5 cables, 3" jumper supplied
- Listed to UL916 standard and cUL
- Five-year limited warranty

| Part Number | Catalog Number | UPC Code     | Description                                                           | CA 03 | GA 27 | IL 06 | NJ 12 | TX 04 | Wt. each | Ctn. Qty |
|-------------|----------------|--------------|-----------------------------------------------------------------------|-------|-------|-------|-------|-------|----------|----------|
| CXR2N       | CXR2N          | 640181201164 | CXR Relay, 20A/1P Electrically Held N/O, for use with CX Panels       |       |       | ●     |       |       | N/A      | 1        |
| CXR3L       | CXR3L          | 640181201171 | CXR Relay, 30A/1P Latching, for use with CX Panels                    |       |       | ●     |       |       | N/A      | 1        |
| CXR2N       | CXR2N          | 64018120082  | CXR Relay, 20A/2P Electrically Held N/O, for use with CX Panels       |       |       | ●     |       |       | N/A      | 1        |
| CXR2C       | CXR2C          | 640181201188 | CXR Relay, 20A/2P Electrically Held N/C, for use with CX Panels       |       |       | ●     |       |       | N/A      | 1        |
| CXSW-1-LA   | CXSW-1-LA      | 64018171218  | CX Low Voltage, 1 Button, Programmable Switch, No Pilot, Light Almond |       |       | ●     |       |       | 1.6oz    | 1        |
| CXSW-1-WH   | CXSW-1-WH      | 64018171208  | CX Low Voltage, 1 Button, Programmable Switch, No Pilot, White        |       |       | ●     |       |       | 1.6oz    | 1        |
| CXSW-1-IV   | CXSW-1-IV      | 64018171213  | CX Low Voltage, 1 Button, Programmable Switch, No Pilot, Ivory        |       |       | ●     |       |       | 1.6oz    | 1        |
| CXSW-1-BK   | CXSW-1-BK      | 64018171228  | CX Low Voltage, 1 Button, Programmable Switch, No Pilot, Black        |       |       | ●     |       |       | 1.6oz    | 1        |
| CXSW-1-GY   | CXSW-1-GY      | 64018171223  | CX Low Voltage, 1 Button, Programmable Switch, No Pilot, Gray         |       |       | ●     |       |       | 1.6oz    | 1        |
| CXSW-2-LA   | CXSW-2-LA      | 64018171219  | CX Low Voltage, 2 Button, Programmable Switch, No Pilot, Light Almond |       |       | ●     |       |       | 1.6oz    | 1        |
| CXSW-2-WH   | CXSW-2-WH      | 64018171209  | CX Low Voltage, 2 Button, Programmable Switch, No Pilot, White        |       |       | ●     |       |       | 1.6oz    | 1        |
| CXSW-2-IV   | CXSW-2-IV      | 64018171214  | CX Low Voltage, 2 Button, Programmable Switch, No Pilot, Ivory        |       |       | ●     |       |       | 1.6oz    | 1        |
| CXSW-2-BK   | CXSW-2-BK      | 64018171229  | CX Low Voltage, 2 Button, Programmable Switch, No Pilot, Black        |       |       | ●     |       |       | 1.6oz    | 1        |
| CXSW-2-GY   | CXSW-2-GY      | 64018171224  | CX Low Voltage, 2 Button, Programmable Switch, No Pilot, Gray         |       |       | ●     |       |       | 1.6oz    | 1        |
| CXSW-3-LA   | CXSW-3-LA      | 64018171220  | CX Low Voltage, 3 Button, Programmable Switch, No Pilot, Light Almond |       |       | ●     |       |       | 1.6oz    | 1        |
| CXSW-3-WH   | CXSW-3-WH      | 64018171210  | CX Low Voltage, 3 Button, Programmable Switch, No Pilot, White        |       |       | ●     |       |       | 1.6oz    | 1        |
| CXSW-3-IV   | CXSW-3-IV      | 64018171215  | CX Low Voltage, 3 Button, Programmable Switch, No Pilot, Ivory        |       |       | ●     |       |       | 1.6oz    | 1        |
| CXSW-3-BK   | CXSW-3-BK      | 64018171230  | CX Low Voltage, 3 Button, Programmable Switch, No Pilot, Black        |       |       | ●     |       |       | 1.6oz    | 1        |
| CXSW-3-GY   | CXSW-3-GY      | 64018171225  | CX Low Voltage, 3 Button, Programmable Switch, No Pilot, Gray         |       |       | ●     |       |       | 1.6oz    | 1        |
| CXSW-4-LA   | CXSW-4-LA      | 64018171221  | CX Low Voltage, 4 Button, Programmable Switch, No Pilot, Light Almond |       |       | ●     |       |       | 1.6oz    | 1        |
| CXSW-4-WH   | CXSW-4-WH      | 64018171211  | CX Low Voltage, 4 Button, Programmable Switch, No Pilot, White        |       |       | ●     |       |       | 1.6oz    | 1        |
| CXSW-4-IV   | CXSW-4-IV      | 64018171216  | CX Low Voltage, 4 Button, Programmable Switch, No Pilot, Ivory        |       |       | ●     |       |       | 1.6oz    | 1        |
| CXSW-4-BK   | CXSW-4-BK      | 64018171231  | CX Low Voltage, 4 Button, Programmable Switch, No Pilot, Black        |       |       | ●     |       |       | 1.6oz    | 1        |
| CXSW-4-GY   | CXSW-4-GY      | 64018171226  | CX Low Voltage, 4 Button, Programmable Switch, No Pilot, Gray         |       |       | ●     |       |       | 1.6oz    | 1        |
| CXSW-6-LA   | CXSW-6-LA      | 64018171222  | CX Low Voltage, 6 Button, Programmable Switch, No Pilot, Light Almond |       |       | ●     |       |       | 1.6oz    | 1        |
| CXSW-6-WH   | CXSW-6-WH      | 64018171212  | CX Low Voltage, 6 Button, Programmable Switch, No Pilot, White        |       |       | ●     |       |       | 1.6oz    | 1        |

### CX Commercial Lighting Low Voltage Programmable Wall Switches (Continued)

| Part Number  | Catalog Number | UPC Code    | Description                                                         | CA 03 | GA 27 | IL 06 | NJ 12 | TX 04 | Wt. each | Ctn. Qty |
|--------------|----------------|-------------|---------------------------------------------------------------------|-------|-------|-------|-------|-------|----------|----------|
| CXSW-6-IV    | CXSW-6-IV      | 64018171217 | CX Low Voltage, 6 Button, Programmable Switch, No Pilot, Ivory      |       |       | ●     |       |       | 1.6oz    | 1        |
| CXSW-6-BK    | CXSW-6-BK      | 64018171232 | CX Low Voltage, 6 Button, Programmable Switch, No Pilot, Black      |       |       | ●     |       |       | 1.6oz    | 1        |
| CXSW-6-GY    | CXSW-6-GY      | 64018171227 | CX Low Voltage, 6 Button, Programmable Switch, No Pilot, Gray       |       |       | ●     |       |       | 1.6oz    | 1        |
| CXDIMCONTRBD | CXDIMCONTRBD   | 64018170163 | CX Lighting Control Panel 8-Channel Dimming Controller Option Board |       |       | ●     |       |       | N/A      | 1        |



### wiSTAR™ Wireless Lighting Controls

- Patented Energy Harvesting Wireless Technology enables simple retrofit into existing structures
- 902 MHz reliable, long range wireless communications for applications
- Self-powered wireless switches and sensors collect and save energy from their environment
- Controlled devices can react individually or as part of a scene or event

| Part Number | Catalog Number | UPC Code    | Description                                                                 | CA 03 | GA 27 | IL 06 | NJ 12 | TX 04 | Wt. each | Ctn. Qty |
|-------------|----------------|-------------|-----------------------------------------------------------------------------|-------|-------|-------|-------|-------|----------|----------|
| WIS-IDM-WH  | WIS-IDM-WH     | 64018171826 | wiSTAR™ In-Line Dimming Module, 120/277VAC, 50/60Hz, EnOcean, 902MHz, White |       |       | ●     |       |       | 4 oz     | 1        |
| WIS-ISM-WH  | WIS-ISM-WH     | 64018170001 | wiSTAR™ In-Line Switch Module, 120-277V, EnOcean, 902MHz, White             |       |       | ●     |       |       | 4 oz     | 1        |
| WIS-PSM-WH  | WIS-PSM-WH     | 64018170008 | wiSTAR™ Plug-In Switch Module, EnOcean, 902MHz, White                       |       |       | ●     |       |       | 12 oz    | 1        |
| WIS-SRP-WH  | WIS-SRP-WH     | 64018170002 | wiSTAR™ Single Rocker Pad Switch, EnOcean, 902MHz, White                    |       |       | ●     |       |       | 4 oz     | 1        |
| WIS-DRP-WH  | WIS-DRP-WH     | 64018170003 | wiSTAR™ Double Rocker Pad Switch, EnOcean, 902MHz, White                    |       |       | ●     |       |       | 4 oz     | 1        |
| WIS-KCS-WH  | WIS-KCS-WH     | 64018170006 | wiSTAR™ Key Card Switch, EnOcean, 902MHz, White                             |       |       | ●     |       |       | 4 oz     | 1        |
| WIS-OSC-WH  | WIS-OSC-WH     | 64018170004 | wiSTAR™ Occupancy Sensor - Ceiling Mounted, EnOcean, 902MHz, White          |       |       | ●     |       |       | 7 oz     | 1        |
| WIS-OSW-WH  | WIS-OSW-WH     | 64018170005 | wiSTAR™ Occupancy Sensor - Wall Mounted, EnOcean, 902MHz, White             |       |       | ●     |       |       | 7 oz     | 1        |
| WIS-LLS-WH  | WIS-LLS-WH     | 64018172002 | wiSTAR™ Light Level Sensor, White                                           |       |       | ●     |       |       | 7 oz     | 1        |
| WIS-NWC-USB | WIS-NWC-USB    | 64018171825 | wiSTAR™ Navigan Wireless Commissioner (USB)                                 |       |       | ●     |       |       | 2 oz     | 1        |



## Daylighting Controls

- Open Loop photosensor
- Foot-candle range: 3-6,000 fc
- Mounts vertically and horizontally
- Provides daylight levels to Luxstat daylight harvesting control modules
- Indoor and outdoor versions
- Architecturally attractive design
- UL and cUL listed
- Title 24 compliant

| Part Number | Catalog Number | UPC Code    | Description                                                                    | CA 03 | GA 27 | IL 06 | NJ 12 | TX 04 | Wt. each | Ctn. Qty |
|-------------|----------------|-------------|--------------------------------------------------------------------------------|-------|-------|-------|-------|-------|----------|----------|
| LUXSTATLS   | LUXSTATLS      | 64018180173 | Photosensor, Indoor, CX and NX Control Modules, 3 to 6000 FC Ranges, White     |       |       | ●     |       |       | N/A      | 1        |
| LUXSTATLSO  | LUXSTATLSO     | 64018180178 | Photosensor, Outdoor, CX and NX Control Modules, 3 to 6000 FC Ranges, White    |       |       | ●     |       |       | N/A      | 1        |
| DLC7        | DLC7           | 64018140461 | Continuous Dimming Daylighting Control for 0-10V Dimming Ballasts, White       |       |       | ●     |       |       | N/A      | 1        |
| DLCPCI      | DLCPCI         | 64018140463 | Photosensor, Indoor, 5-750FC, White                                            |       |       | ●     |       |       | N/A      | 1        |
| DLCPCO      | DLCPCO         | 64018140464 | Photosensor, Outdoor, 5-750FC, White                                           |       |       | ●     |       |       | N/A      | 1        |
| DLCPCA      | DLCPCA         | 64018140465 | Photosensor, Atrium, 200-2500FC, White                                         |       |       | ●     |       |       | N/A      | 1        |
| DLCPCS      | DLCPCS         | 64018140466 | Photosensor, Skylight, 1000-7500FC, White                                      |       |       | ●     |       |       | N/A      | 1        |
| DLCPCC      | DLCPCC         | 64018140467 | Photocell Single Level Lighting Controller, Requires Power Pack and DLC Sensor |       |       | ●     |       |       | N/A      | 1        |



## Low Voltage Momentary/Latching Switches

- Attractive, architecturally pleasing design
- Momentary and latching versions available
- 1-4 buttons with or without LED
- Mounts to standard single-gang box
- 2-Year warranty

| Part Number | Catalog Number | UPC Code    | Description                                                   | CA 03 | GA 27 | IL 06 | NJ 12 | TX 04 | Wt. each | Ctn. Qty |
|-------------|----------------|-------------|---------------------------------------------------------------|-------|-------|-------|-------|-------|----------|----------|
| LVSL1NPIV   | LVSL1NPIV      | 64018110019 | Low Voltage Switch, Latching, 1 Button, No Pilot, Ivory       |       |       | ●     |       |       | 3 oz     | 1        |
| LVSL1NPWH   | LVSL1NPWH      | 64018110021 | Low Voltage Switch, Latching, 1 Button, No Pilot, White       |       |       | ●     |       |       | 3 oz     | 1        |
| LVSL1PLIV   | LVSL1PLIV      | 64018110029 | Low Voltage Switch, Latching, 1 Button, w/Pilot LED, Ivory    |       |       | ●     |       |       | 3 oz     | 1        |
| LVSL1PLWH   | LVSL1PLWH      | 64018110031 | Low Voltage Switch, Latching, 1 Button, w/Pilot LED, White    |       |       | ●     |       |       | 3 oz     | 1        |
| LVSL2NPIV   | LVSL2NPIV      | 64018110022 | Low Voltage Switch, Latching, 2 Button, No Pilot, Ivory       |       |       | ●     |       |       | 3 oz     | 1        |
| LVSL2NPWH   | LVSL2NPWH      | 64018110023 | Low Voltage Switch, Latching, 2 Button, No Pilot, White       |       |       | ●     |       |       | 3 oz     | 1        |
| LVSL2PLIV   | LVSL2PLIV      | 64018110033 | Low Voltage Switch, Latching, 2 Button, w/Pilot LED's, Ivory  |       |       | ●     |       |       | 3 oz     | 1        |
| LVSL2PLWH   | LVSL2PLWH      | 64018110034 | Low Voltage Switch, Latching, 2 Button, w/Pilot LED's, White  |       |       | ●     |       |       | 3 oz     | 1        |
| LVSM1NPIV   | LVSM1NPIV      | 64018110024 | Low Voltage Switch, Momentary, 1 Button, No Pilot, Ivory      |       |       | ●     |       |       | 3 oz     | 1        |
| LVSM1NPWH   | LVSM1NPWH      | 64018110026 | Low Voltage Switch, Momentary, 1 Button, No Pilot, White      |       |       | ●     |       |       | 3 oz     | 1        |
| LVSM1PLIV   | LVSM1PLIV      | 64018110036 | Low Voltage Switch, Momentary, 1 Button, w/Pilot LED, Ivory   |       |       | ●     |       |       | 3 oz     | 1        |
| LVSM1PLWH   | LVSM1PLWH      | 64018110037 | Low Voltage Switch, Momentary, 1 Button, w/Pilot LED, White   |       |       | ●     |       |       | 3 oz     | 1        |
| LVSM2NPIV   | LVSM2NPIV      | 64018110027 | Low Voltage Switch, Momentary, 2 Button, No Pilot, Ivory      |       |       | ●     |       |       | 3 oz     | 1        |
| LVSM2NPWH   | LVSM2NPWH      | 64018110028 | Low Voltage Switch, Momentary, 2 Button, No Pilot, White      |       |       | ●     |       |       | 3 oz     | 1        |
| LVSM2PLIV   | LVSM2PLIV      | 64018110038 | Low Voltage Switch, Momentary, 2 Button, w/Pilot LED's, Ivory |       |       | ●     |       |       | 3 oz     | 1        |
| LVSM2PLWH   | LVSM2PLWH      | 64018110039 | Low Voltage Switch, Momentary, 2 Button, w/Pilot LED's, White |       |       | ●     |       |       | 3 oz     | 1        |



## Utilibay LED Highbay

- Symmetrical design for consistent installed results
- Five reflector options to meet any lighting need
- Light weight construction for easy installation
- DesignLights Consortium\*\*

| Part Number | Catalog Number                          | UPC Code     | Description                                                                              | CA 03 | GA 27 | IL 06 | NJ 12 | TX 04 | Qty. | DLC QPL |
|-------------|-----------------------------------------|--------------|------------------------------------------------------------------------------------------|-------|-------|-------|-------|-------|------|---------|
| 93076213    | UTB-4K-N-MO-U-CD-GR                     | 785988033492 | UTB Driver Pod 4000K LED, 120v-277v, 18,000 lumen output, 0-10v Continuous Dimming, Gray |       |       | •     |       |       | 1    |         |
| 93076214    | UTB-5K-N-MO-U-CD-GR                     | 785988033508 | UTB Driver Pod 5000K LED, 120v-277v, 18,000 lumen output, 0-10v Continuous Dimming, Gray |       |       | •     |       |       | 1    |         |
| 93076215    | UTB-4K-N-HO-U-CD-GR                     | 785988033515 | UTB Driver Pod 4000K LED, 120v-277v, 28,000 lumen output, 0-10v Continuous Dimming, Gray |       |       | •     |       |       | 1    |         |
| 93076216    | UTB-5K-N-HO-U-CD-GR                     | 785988033522 | UTB Driver Pod 5000K LED, 120v-277v, 28,000 lumen output, 0-10v Continuous Dimming, Gray |       |       | •     |       |       | 1    |         |
| 93076217    | CORD-UTB-C6HLP1-20A 6ft 120V 20A L5-20P | 785988033539 | 120v Twist Loc Plug 20A, 6 foot cord with Hook/Loop                                      |       |       | •     |       |       | 1    |         |
| 93076218    | CORD-UTB-C6HLP4-20A 6ft 277V 20A L7-20P | 785988033546 | 277v Twist Loc Plug 20A, 6 foot cord with Hook/Loop                                      |       |       | •     |       |       | 1    |         |
| UTBAL16     | UTB-AL16                                | 785988032198 | 16" Spun Aluminum Reflector                                                              |       |       | •     |       |       | 1    |         |
| UTBDLR      | UTB-DLR                                 | 785988032426 | Dropped Lens Refractor                                                                   |       |       | •     |       |       | 1    |         |
| UTBOP16     | UTB-OP16                                | 785988032396 | UTB Driver Pod 4000K LED, 120v-277v, 28,000 lumen output, 0-10v Continuous Dimming, Gray |       |       | •     |       |       | 1    |         |
| UTBP95      | UTB-P95                                 | 785988032419 | High Transmission Bottom Lens                                                            |       |       | •     |       |       | 1    |         |
| UTBSB16     | UTB-SB16                                | 785988032372 | Suspended Bead Optic 16                                                                  |       |       | •     |       |       | 1    |         |
| UTBWA16     | UTB-WA16                                | 785988032389 | 16" Clear Acrylic Refractor                                                              |       |       | •     |       |       | 1    |         |
| WG16        | WG-16                                   | 785988032136 | Bottom Wire Guard                                                                        |       |       | •     |       |       | 1    |         |



## Industrial Accessories

- Complete matrix and drawings of Tribay/Superbay options, accessories and mounting details.
- Tribay/Superbay options matrices
- Superbay fixture cord logic.
- Mounting accessories

| Part Number | Catalog Number | UPC Code     | Description                   | CA 03 | GA 27 | IL 06 | NJ 12 | TX 04 | Wt. each | Ctn. Qty. |
|-------------|----------------|--------------|-------------------------------|-------|-------|-------|-------|-------|----------|-----------|
| HOOKLOOP    | HOOKLOOP       | 785988452552 | Hook/ Loop, 3/4", Male, Combo | •     | •     | •     | •     |       | 0.5      | 1         |


\*\*DesignLights Consortium® (DLC) qualified. Please refer to the DLC website for specific product qualifications at [www.designlights.org](http://www.designlights.org)



## Industrial Superbay Optical Assemblies

- Wide variety of optical assemblies
- Variety of stocked lens options
- Highbay/Lowbay and acrylic reflectors
- Sizes are 14", 16", and 22" diameter

| Part Number | Catalog Number | UPC Code     | Description                                            | CA<br>03 | GA<br>27 | IL<br>06 | NJ<br>12 | TX<br>04 | Wt.<br>each | Ctn.<br>Qty. |
|-------------|----------------|--------------|--------------------------------------------------------|----------|----------|----------|----------|----------|-------------|--------------|
| BLBI        | BL-BI          | 785988409402 | 14" Optic, Superbay reflector, Econograde              |          |          | ●        |          |          | 2.5         | 1            |
| BLLB1       | BL-LB1         | 785988409419 | Optic, Superbay lowbay, 23" Acrylic enclosed reflector |          |          | ●        |          |          | 5.2         | 1            |
| BLLR14      | BL-LR-14       | 785988409501 | 14" Lens enclosure assembly                            |          |          | ●        |          |          | 2.0         | 1            |
| BLPA2       | BL-PA2         | 785988582907 | 16" Optic, Superbay reflector, Open acrylic            |          |          | ●        |          |          | 3.5         | 1            |
| BLPKENC     | BL-PK-ENC      | 785988209958 | 16" Lens, Acrylic                                      |          |          | ●        |          |          | 1.3         | 1            |
| BLWA22      | BL-WA22        | 785988409471 | 22" Optic, Superbay reflector, Open acrylic            |          |          | ●        |          |          | 8.0         | 1            |
| WA2ENC      | WA2-ENC        | 785988305766 | Bottom lens for WA22, Flat acrylic                     |          |          | ●        |          |          | 2.6         | 1            |



## Industrial Grade Superbay Ballast Housing

- Rugged, two-piece, die cast aluminum ballast housing with corrosion resistant Lektrocote® white finish
- Fits with any of four different optical systems
- Electrical components are mounted directly to the aluminum housing for cool operation and long life
- Stocked with 400W Quad-Tap ballast

| Part Number  | Catalog Number  | UPC Code     | Description                                               | CA<br>03 | GA<br>27 | IL<br>06 | NJ<br>12 | TX<br>04 | Wt.<br>each | Ctn.<br>Qty. |
|--------------|-----------------|--------------|-----------------------------------------------------------|----------|----------|----------|----------|----------|-------------|--------------|
| BLA400P8WHEX | BLA-400P8-WH-EX | 785988010714 | Superbay Housing, BL, 400w PS, Quad-Tap, White, EX Socket |          |          | ●        |          |          | 20.5        | 1            |



## Kemlux III Severe Location Fixture Components

- Custom engineered optics providing optimally controlled and evenly distributed light
- Enclosed and gasketed

| Part Number | Catalog Number | UPC Code     | Description                           | CA<br>03 | GA<br>27 | IL<br>06 | NJ<br>12 | TX<br>04 | Wt.<br>each | Ctn.<br>Qty. |
|-------------|----------------|--------------|---------------------------------------|----------|----------|----------|----------|----------|-------------|--------------|
| KSA2B       | KSA2B          | 785988770168 | Pendant, ¾"                           |          |          | ●        |          |          | 4.0         | 1            |
| KSD4B       | KSD4B          | 785988770199 | Stanchion, 25°, 1 ¼"                  |          |          | ●        |          |          | 6.0         | 1            |
| KG17        | KG17           | 785988007752 | Globe, 5 ½"                           |          |          | ●        |          |          | 5.0         | 1            |
| KG25        | KG25           | 785988007769 | Globe, Low watt, 7 ¾"                 |          |          | ●        |          |          | 9.5         | 1            |
| KG40        | KG40           | 785988190041 | Globe, High watt, 7 ¾"                |          |          | ●        |          |          | 9.5         | 1            |
| KSAG17      | KSAG17         | 785988770229 | Guard, Aluminum, 5 ½"                 |          |          | ●        |          |          | 1.2         | 1            |
| KAG25S      | KAG25S         | 785988770250 | Stainless steel guard, Low watt, 7 ¾" |          |          | ●        |          |          | 4.0         | 1            |
| KPSD40      | KPSD40         | 785988770205 | Straight reflector                    |          |          | ●        |          |          | 6.0         | 1            |



## Kemlux III Class I Division II Hazardous Location Fixture Components

- Class I, Division 2 Fixture Series
- Covers gas groups A, B, C and D with a T-Code of T5

| Part Number | Catalog Number | UPC Code     | Description                                               | CA<br>03 | GA<br>27 | IL<br>06 | NJ<br>12 | TX<br>04 | Wt.<br>each | Ctn.<br>Qty. |
|-------------|----------------|--------------|-----------------------------------------------------------|----------|----------|----------|----------|----------|-------------|--------------|
| KHA2B       | KHA2B          | 785988770120 | Pendant, ¾"                                               |          |          | ●        |          |          | 4.0         | 1            |
| KHDP170     | KHDP170        | 785988190157 | KH Series "D" size tank, 175w PS, Quad-Tap, Class I Div 2 |          |          | ●        |          |          | 20.0        | 1            |
| KG17        | KG17           | 785988007752 | Globe, 5 ½"                                               |          |          | ●        |          |          | 5.0         | 1            |
| KG25        | KG25           | 785988007769 | Globe, Low watt, 7 ¾"                                     |          |          | ●        |          |          | 8.0         | 1            |
| KG40        | KG40           | 785988190041 | Globe, High watt, 7 ¾"                                    |          |          | ●        |          |          | 9.5         | 1            |
| KHAG17      | KHAG17         | 785988770243 | Guard, Aluminum, 5 ½"                                     |          |          | ●        |          |          | 3.0         | 1            |
| KAG25S      | KAG25S         | 785988770250 | Stainless steel guard, Low watt, 7 ¾"                     |          |          | ●        |          |          | 4.6         | 1            |
| KPSD40      | KPSD40         | 785988770205 | Straight reflector                                        |          |          | ●        |          |          | 4.0         | 1            |





### ExpressLine High and Lowbays Include Lamp

- Limited Quantity available
- While Supplies Last

| Part Number | Catalog Number  | UPC Code     | Description                                                                                  | CA 03 | GA 27 | IL 06 | NJ 12 | TX 04 | Wt. each | Ctn. Qty. |
|-------------|-----------------|--------------|----------------------------------------------------------------------------------------------|-------|-------|-------|-------|-------|----------|-----------|
| BL400PLBEX  | BL-400P-LB-EX   | 785988308040 | Lowbay, 16" Enclosed reflector, 400w PS, White, with Lamp, Hook & EX Socket                  | •     |       |       |       |       | 26.0     | 1         |
| BL400PLBEXQ | BL-400P-LB-EX-Q | 785988308286 | Lowbay, 16" Enclosed reflector, 400w PS, excl. socket, Qtz restrike, White, with Lamp & Hook | •     |       |       |       |       | 26.0     | 1         |
| BL400PLBQ   | BL-400P-LB-Q    | 785988011407 | Lowbay, 16" Enclosed reflector, 400w PS, Qtz restrike, White, with Lamp & Hook               | •     |       |       |       |       | 26.0     | 1         |



### Non-Metallic Vaportites

- UL 1598 Standard for luminaires
- Enclosed and gasketed, NEMA 3, 4X IP66
- Medium lamp base (INC)
- D30% glass-filled thermoplastic polyester for high strength

| Part Number | Catalog Number | UPC Code     | Description                                     | CA 03 | GA 27 | IL 06 | NJ 12 | TX 04 | Wt. each | Ctn. Qty. |
|-------------|----------------|--------------|-------------------------------------------------|-------|-------|-------|-------|-------|----------|-----------|
| 0460541B    | 0460541B       | 785988008902 | Lamp, 32W SYLV CF32DT/E/IN/830                  |       |       | •     |       |       | 0.2      | 1         |
| 0460542B    | 0460542B       | 785988008919 | Lamp, 42W SYLV CF42DT/E/IN/830                  |       |       | •     |       |       | 0.2      | 1         |
| 0460543B    | 0460543B       | 785988008896 | Lamp, 26W SYLV CF26DT/E/IN/830                  |       |       | •     |       |       | 0.2      | 1         |
| 0460547B    | 0460547B       | 785988019502 | Lamp, 18W SYLV CF18DT/E/IN/827                  |       |       | •     |       |       | 0.2      | 1         |
| 0460549B    | 0460549B       | 785988031719 | Lamp, 42W 149013 PL-T/830/4P/ALTO               |       |       | •     |       |       | 0.2      | 1         |
| NV2AG       | NV2AG          | 783936009544 | Pendant mount splice box                        |       |       | •     |       |       | 0.5      | 1         |
| NV2BG       | NV2BG          | 783936009575 | Wall mounting arm adapter                       |       |       | •     |       |       | 0.5      | 1         |
| NV2FG18     | NV2FG18        | 783936009612 | Fixture, Non-metallic, Cap, Ballast/Socket, 18W |       |       | •     |       |       | 1.1      | 1         |
| NV2FG26     | NV2FG26        | 783936009629 | Fixture, Non-metallic, Cap, Ballast/Socket, 26W |       |       | •     |       |       | 1.1      | 1         |
| NV2FG32     | NV2FG32        | 783936009636 | Fixture, Non-metallic, Cap, Ballast/Socket, 32W |       |       | •     |       |       | 1.1      | 1         |
| NV2FG42     | NV2FG42        | 783936009643 | CFL, 42W, Fixture body                          |       |       | •     |       |       | 1.1      | 1         |
| NV2GG       | NV2GG          | 783936009599 | Guard                                           |       |       | •     |       |       | 0.3      | 1         |
| NV2IG15     | NV2IG15        | 783936009582 | Incandescent fixture body                       |       |       | •     |       |       | 0.6      | 1         |
| NV2XG       | NV2XG          | 783936009551 | Ceiling mount splice box                        |       |       | •     |       |       | 0.7      | 1         |
| NVPSD12     | NVPSD12        | 783936009704 | NV2 Series, White Reflector                     |       |       |       | •     |       | 1.5      | 1         |

\*DesignLights Consortium® (DLC) qualified. Please refer to the DLC website for specific product qualifications at www.designlights.org



### NutriLED Grow Light

- Limited Quantity available
- While Supplies Last
- Extruded Aluminum Housing
- Clear Acrylic Lens

| Part Number | Catalog Number | UPC Code     | Description                                         | CA 03 | GA 27 | IL 06 | NJ 12 | TX 04 | Wt. each | Ctn. Qty. |
|-------------|----------------|--------------|-----------------------------------------------------|-------|-------|-------|-------|-------|----------|-----------|
| NGL12       | NGL12          | 785988031153 | NutriLED 2 foot                                     |       |       | •     |       |       | 4.0      | 1         |
| NGL24       | NGL24          | 785988031160 | NutriLED 4 foot                                     |       |       | •     |       |       | 8.0      | 1         |
| CIC12       | CIC12          | 785988031184 | Interconnect cord 12 foot                           |       |       | •     |       |       | 0.5      | 10        |
| CP12120     | CP12-120       | 785988031191 | Power cord 12 foot 120v straight blade (NEMA 5-15P) |       |       | •     |       |       | 1.0      | 1         |
| CP12277     | CP12-277       | 785988031214 | Power cord 12 foot 277v Twist-Loc (NEMA L5-15P)     |       |       | •     |       |       | 1.0      | 1         |
| CHW12       | CHW12          | 785988031238 | Power cord hard wire 12 foot                        |       |       | •     |       |       | 1.0      | 1         |
| NLAC1       | NLAC1          | 785988031245 | Aircraft cable, Single point, 4 foot                |       |       | •     |       |       | 0.5      | 1         |
| NLAC2       | NLAC2          | 785988031252 | Aircraft cable, Dual point, 4 foot                  |       |       | •     |       |       | 0.5      | 1         |
| CPTC25      | CPTC25         | 785988031276 | Power cord tee connectors (Pack of 25)              |       |       | •     |       |       | 2.0      | 25        |



### Incandescent Vaportites

- For wet and dirty environments where enclosed/gasketed fixtures are needed
- Gray polyester powder paint
- Two size housings for 150W and 300W max.
- Medium lamp base

| Part Number | Catalog Number | UPC Code     | Description                           | CA 03 | GA 27 | IL 06 | NJ 12 | TX 04 | Wt. each | Ctn. Qty. |
|-------------|----------------|--------------|---------------------------------------|-------|-------|-------|-------|-------|----------|-----------|
| VAP         | VAP            | 785988190287 | Box adapter, Ceiling plate, 4"        |       |       | •     |       |       | 1.0      | 1         |
| VCG15       | VCG-15         | 785988514106 | Accessory, Guard, 150w, Cast aluminum |       | •     | •     |       |       | 1.0      | 1         |
| VFB15       | VFB-15         | 785988519255 | Housing, 150w                         |       | •     | •     |       |       | 1.0      | 1         |
| VFB30       | VFB-30         | 785988519309 | Housing, 300w                         |       |       | •     |       |       | 0.5      | 1         |
| VP1         | VP-1           | 785988523351 | Pendant mount splice box, 1/2" NPT    |       |       | •     |       |       | 0.5      | 1         |
| VG15        | VG-15          | 785988522651 | Globe, Clear glass, 150w              | •     | •     | •     |       |       | 2.0      | 1         |
| VG30        | VG-30          | 785988522705 | Globe, Clear glass, 300w              |       |       | •     |       |       | 0.5      | 1         |
| VP2         | VP-2           | 785988190485 | Pendant mount splice box, 3/4" NPT    |       |       | •     |       |       | 0.7      | 1         |
| VRGP-100    | VRGP-100       | 783936810058 | Globe, 150w max incan, Ruby, Tmp      |       |       | •     |       |       | 2.0      | 1         |
| VW1         | VW-1           | 785988533107 | Wall mount arm adapter                |       |       | •     |       |       | 1.0      | 1         |
| VX1         | VX-1           | 785988533152 | Ceiling mount, 1/2"                   |       |       | •     |       |       | 0.7      | 1         |
| VX2         | VX-2           | 785988533206 | Ceiling mount, 3/4"                   |       |       | •     |       |       | 0.7      | 1         |

\*DesignLights Consortium® (DLC) qualified. Please refer to the DLC website for specific product qualifications at www.designlights.org



### AW Series LED Marker Lights

- LED Obstruction Light
- FAA rated to L810
- Available as a single or a dual unit
- Steady burning red obstruction light
- IP66 / NEMA 4X
- DesignLights Consortium\*\*

| Part Number | Catalog Number | UPC Code     | Description                                             | CA 03 | GA 27 | IL 06 | NJ 12 | TX 04 | Wt. each | Ctn. Qty. |
|-------------|----------------|--------------|---------------------------------------------------------|-------|-------|-------|-------|-------|----------|-----------|
| AWDP3120    | AW-D-P-3-120   | 785988012862 | Marker light, LED, FAA, Dual head, ¾" and 1" Hub, Red   | ●     |       |       |       |       | 7.0      | 1         |
| AWSP3120    | AW-S-P-3-120   | 785988012855 | Marker light, LED, FAA, Single head, ¾" and 1" Hub, Red | ●     |       |       |       |       | 4.0      | 1         |



### LED Highbay HBL Series

- Heavy industrial, cast aluminum LED Highbay
- LED count ranges from 72 to 60 and all three LED counts are driven at 700 mA
- Three distinct distributions: aisle, narrow and wide
- DesignLights Consortium\*\*

### QS 10-Day Quick Ship Ordering Guide

Order Limit Per Fixture Selection: 50

HBL - [ ] - U - A - 2 - [ ] - [ ] - 070 - ND - [ ] - [ ]

| SERIES          | MOUNT     | HUB      | COLOR TEMPERATURE                | DISTRIBUTION       | DRIVE CURRENT | DIMMING        | COLORS              |
|-----------------|-----------|----------|----------------------------------|--------------------|---------------|----------------|---------------------|
| HBL LED Highbay | A Pendant | 2 ¾" Hub | 3K 3000K<br>4K 4000K<br>5K 5000K | N Narrow<br>W Wide | 070 700 MA    | ND Non Dimming | GR Gray<br>WH White |

**NUMBER OF LEDS**  
60L 60 High brightness LEDs  
72L 72 High brightness LEDs

**VOLTAGE**  
U 120 - 277V

Notes: Voltage must be specified for Fusing and Occupancy Sensor compatibility. Refer to product spec sheet for 480V specification requirements.

**Accessories - Order Separately**

| Catalog Number | Description                                           |
|----------------|-------------------------------------------------------|
| HOOK/LOOP      | Fixture Mounting Hook                                 |
| BLA-C4HLPX     | Cord and Plug Set                                     |
| LG2S           | DUAL-LITE 250 VA LiteGear Emergency Lighting Inverter |

Note: One (1) LED Highbay per LG2S

**OPTIONS**

- Fx** Fusing (Replace "x" with voltage - Refer to spec sheet for more info.)
- ENCA** Frosted Acrylic Protective Lens
- ENCG** Glass Protective Lens
- OCS(X)** Occupancy Sensor
- WG** Zinc Plated Wire Gaurd

**Notes:**  
1. OCS unavailable with ENCA or ENCG options



\*DesignLights Consortium® (DLC) qualified. Please refer to the DLC website for specific product qualifications at www.designlights.org



## ASL LED Area/Site\*

| Part Number    | Catalog Number    | UPC Code     | Description                                                                                      | CA<br>03 | GA<br>27 | IL<br>06 | NJ<br>12 | TX<br>04 | VA<br>08 | Wt.<br>each |
|----------------|-------------------|--------------|--------------------------------------------------------------------------------------------------|----------|----------|----------|----------|----------|----------|-------------|
| ASL16L3        | ASL-16L-3         | 785988031603 | Medium size 11,000 lumen LED, Dark Bronze, Type III, 4000K, 120-277 Volt                         | •        | •        | •        | •        | •        |          | 18.0        |
| ASL16L4        | ASL-16L-4         | 785988031627 | Medium size 11,000 lumen LED, Dark Bronze, Type IV, 4000K, 120-277 Volt                          | •        | •        | •        | •        | •        |          | 18.0        |
| ASL24L3        | ASL-24L-3         | 785988031610 | Large size 16,000 lumen LED, Dark Bronze, Type III, 4000K, 120-277 Volt                          | •        | •        | •        | •        | •        |          | 20.0        |
| ASL24L4        | ASL-24L-4         | 785988031634 | Large size 16,000 lumen LED, Dark Bronze, Type IV, 4000K, 120-277 Volt                           | •        | •        | •        | •        | •        |          | 20.0        |
| ASL24L3HO      | ASL-24L-3-HO      | 785988032785 | Large size 21,000 lumen LED, Dark Bronze, Type III, 4000K, High Output, 120-277 Volt             | •        | •        | •        | •        |          |          | 20.0        |
| ASL24L4HO      | ASL-24L-4-HO      | 785988032792 | Large size 21,000 lumen LED, Dark Bronze, Type IV, 4000K, High Output, 120-277 Volt              | •        | •        | •        | •        |          |          | 20.0        |
| ASL24L3HOSCPW  | ASL-24L-3-HO-SCPW | 785988033454 | Large size 21,000 lumen LED, Dark Bronze, High Output, occupancy & PC control, 120-277 Volt      | •        |          |          |          |          |          | 20.0        |
| ASL24L3SCPW    | ASL-24L-3-SCPW    | 785988033461 | Large size 21,000 lumen LED, Dark Bronze, occupancy & PC control, 120-277 Volt                   | •        |          |          |          |          |          | 20.0        |
| ASL16L3SCPW    | ASL-16L-3-SCPW    | 785988033478 | Medium size 11,000 lumen LED, Dark Bronze, Type III, 4000K, occupancy & PC control, 120-277 Volt | •        |          |          |          |          |          | 18.0        |
| ASLMAF         | ASL-MAF           | 785988031641 | Mast arm kit and bird shield for mounting on 2 3/8" OD arms                                      | •        | •        | •        | •        | •        |          | 4.0         |
| CL1SRPA4ACCDDB | CL1S-RPA4-ACC-DB  | -            | Round Pole Adapter for ASL and CL1S luminaires (3.875"-6" diameter poles)                        |          |          |          |          | •        | •        | 0.5         |
| WBAREADB       | WB-AREA-DB        | -            | Wall Bracket for Area Lights with #2 arm bolt pattern (ASL, Cimarron, M-Pulsive, Raven, ARA3)    | •        | •        | •        | •        | •        |          | 3.5         |



### 10-Day Quick-Ship Ordering Guide

Order Limit Per Luminaire Selection: 15 (Contact factory for larger quantities)

| SERIES        | MOUNTING     | NUMBER OF LEDS | DRIVE CURRENT | CCT      | DISTRIBUTION | VOLTAGE              | FINISH      | OPTION                                                                               |
|---------------|--------------|----------------|---------------|----------|--------------|----------------------|-------------|--------------------------------------------------------------------------------------|
| ASL Area/Site | ARM Arm      | 8L 8 LEDs      | 210 2100mA    | 4K 4000K | 3 Type III   | U Universal 120-277V | DB Bronze   | 7PR Twist lock PC receptacle                                                         |
|               | MAF Mast Arm | 16L 12 LEDs    | 070 700mA     | 5K 5000K | 4 Type IV    |                      | BL Black    | SCP Programmable motion control, factory default is 10% light output                 |
|               |              | 24L 24 LEDs    |               |          |              |                      | PS Platinum | SCPW Programmable dimming control (see spec sheet for complete ordering information) |



\*DesignLights Consortium® (DLC) qualified. Please refer to the DLC website for specific product qualifications at [www.designlights.org](http://www.designlights.org)



## Airo LED and 4" Square Straight Steel Pronto Combo (Single)\*

| Part Number  | Catalog Number    | UPC Code | Description                                                                                                                            | CA 03 | GA 27 | IL 06 | NJ 12 | TX 04 | Wt. each |
|--------------|-------------------|----------|----------------------------------------------------------------------------------------------------------------------------------------|-------|-------|-------|-------|-------|----------|
| A12NT3S20    | A-12-N-T3-S20     | -        | Single, ASL Medium size 11,000 Lumen LED, Dark Bronze, Type III, 4000K with 20' SSS pole, Dark Bronze, 120-277 Volt                    | •     | •     | •     | •     | •     | -        |
| A12NT3S20LAB | A-12-N-T3-S20-LAB | -        | Single, ASL Medium size 11,000 Lumen LED, Dark Bronze, Type III, 4000K with 20' SSS pole, Dark Bronze, Less Anchor Bolts, 120-277 Volt | •     | •     | •     | •     | •     | -        |
| A12NT4S20    | A-12-N-T4-S20     | -        | Single, ASL Medium size 11,000 Lumen LED, Dark Bronze, Type IV, 4000K with 20' SSS pole, Dark Bronze, 120-277 Volt                     | •     | •     | •     | •     | •     | -        |
| A12NT4S20LAB | A-12-N-T4-S20-LAB | -        | Single, ASL Medium size 11,000 Lumen LED, Dark Bronze, Type IV, 4000K with 20' SSS pole, Dark Bronze, Less Anchor Bolts, 120-277 Volt  | •     | •     | •     | •     | •     | -        |
| A18NT3S20    | A-18-N-T3-S20     | -        | Single, ASL Large size 16,000 Lumen LED, Dark Bronze, Type III, 4000K with 20' SSS pole, Dark Bronze, 120-277 Volt                     | •     | •     | •     | •     | •     | -        |
| A18NT3S20LAB | A-18-N-T3-S20-LAB | -        | Single, ASL Large size 16,000 Lumen LED, Dark Bronze, Type III, 4000K with 20' SSS pole, Dark Bronze, Less Anchor Bolts, 120-277 Volt  | •     | •     | •     | •     | •     | -        |
| A18NT4S20    | A-18-N-T4-S20     | -        | Single, ASL Large size 16,000 Lumen LED, Dark Bronze, Type IV, 4000K with 20' SSS pole, Dark Bronze, 120-277 Volt                      | •     | •     | •     | •     | •     | -        |
| A18NT4S20LAB | A-18-N-T4-S20-LAB | -        | Single, ASL Large size 16,000 Lumen LED, Dark Bronze, Type IV, 4000K with 20' SSS pole, Dark Bronze, Less Anchor Bolts, 120-277 Volt   | •     | •     | •     | •     | •     | -        |
| A18NT3S25    | A-18-N-T3-S25     | -        | Single, ASL Large size 16,000 Lumen LED, Dark Bronze, Type III, 4000K with 25' SSS pole, Dark Bronze, 120-277 Volt                     | •     | •     | •     | •     | •     | -        |
| A18NT3S25LAB | A-18-N-T3-S25-LAB | -        | Single, ASL Large size 16,000 Lumen LED, Dark Bronze, Type III, 4000K with 25' SSS pole, Dark Bronze, Less Anchor Bolts, 120-277 Volt  | •     | •     | •     | •     | •     | -        |
| A18NT4S25    | A-18-N-T4-S25     | -        | Single, ASL Large size 16,000 Lumen LED, Dark Bronze, Type IV, 4000K with 25' SSS pole, Dark Bronze, 120-277 Volt                      | •     | •     | •     | •     | •     | -        |
| A18NT4S25LAB | A-18-N-T4-S25-LAB | -        | Single, ASL Large size 16,000 Lumen LED, Dark Bronze, Type IV, 4000K with 25' SSS pole, Dark Bronze, Less Anchor Bolts, 120-277 Volt   | •     | •     | •     | •     | •     | -        |



## Airo LED and 4" Square Straight Steel Pronto Combo (Double)\*

| Part Number    | Catalog Number       | UPC Code | Description                                                                                                                            | CA 03 | GA 27 | IL 06 | NJ 12 | TX 04 | Wt. each |
|----------------|----------------------|----------|----------------------------------------------------------------------------------------------------------------------------------------|-------|-------|-------|-------|-------|----------|
| A122XNT3S20    | A-12-2X-N-T3-S20     | -        | Double, ASL Medium size 11,000 Lumen LED, Dark Bronze, Type III, 4000K with 20' SSS pole, Dark Bronze, 120-277 Volt                    | •     | •     | •     | •     | •     | -        |
| A122XNT3S20LAB | A-12-2X-N-T3-S20-LAB | -        | Double, ASL Medium size 11,000 Lumen LED, Dark Bronze, Type III, 4000K with 20' SSS pole, Dark Bronze, Less Anchor Bolts, 120-277 Volt | •     | •     | •     | •     | •     | -        |
| A122XNT4S20    | A-12-2X-N-T3-S20-LAB | -        | Double, ASL Large size 16,000 Lumen LED, Dark Bronze, Type IV, 4000K with 20' SSS pole, Dark Bronze, 120-277 Volt                      | •     | •     | •     | •     | •     | -        |
| A122XNT4S20LAB | A-12-2X-N-T4-S20-LAB | -        | Double, ASL Large size 16,000 Lumen LED, Dark Bronze, Type IV, 4000K with 20' SSS pole, Dark Bronze, Less Anchor Bolts, 120-277 Volt   | •     | •     | •     | •     | •     | -        |
| A182XNT3S20    | A18-2X-N-T3-S20      | -        | Double, ASL Large size 16,000 Lumen LED, Dark Bronze, Type III, 4000K with 20' SSS pole, Dark Bronze, 120-277 Volt                     | •     | •     | •     | •     | •     | -        |
| A182XNT3S20LAB | A18-2X-N-T3-S20-LAB  | -        | Double, ASL Large size 16,000 Lumen LED, Dark Bronze, Type III, 4000K with 20' SSS pole, Dark Bronze, Less Anchor Bolts, 120-277 Volt  | •     | •     | •     | •     | •     | -        |
| A182XNT4S20    | A18-2X-N-T4-S20      | -        | Single, ASL Large size 16,000 Lumen LED, Dark Bronze, Type IV, 4000K with 20' SSS pole, Dark Bronze, 120-277 Volt                      | •     | •     | •     | •     | •     | -        |
| A182XNT4S20LAB | A18-2X-N-T4-S20-LAB  | -        | Double, ASL Large size 16,000 Lumen LED, Dark Bronze, Type IV, 4000K with 20' SSS pole, Dark Bronze, Less Anchor Bolts, 120-277 Volt   | •     | •     | •     | •     | •     | -        |
| A182XNT3S25    | A18-2X-N-T3-S25      | -        | Double, ASL Large size 16,000 Lumen LED, Dark Bronze, Type III, 4000K with 25' SSS pole, Dark Bronze, 120-277 Volt                     | •     | •     | •     | •     | •     | -        |
| A182XNT3S25LAB | A18-2X-N-T3-S25-LAB  | -        | Double, ASL Large size 16,000 Lumen LED, Dark Bronze, Type III, 4000K with 25' SSS pole, Dark Bronze, Less Anchor Bolts, 120-277 Volt  | •     | •     | •     | •     | •     | -        |
| A182XNT4S25    | A18-2X-N-T4-S25      | -        | Double, ASL Large size 16,000 Lumen LED, Dark Bronze, Type IV, 4000K with 25' SSS pole, Dark Bronze, 120-277 Volt                      | •     | •     | •     | •     | •     | -        |
| A182XNT4S25LAB | A18-2X-N-T4-S25-LAB  | -        | Double, ASL Large size 16,000 Lumen LED, Dark Bronze, Type IV, 4000K with 25' SSS pole, Dark Bronze, Less Anchor Bolts, 120-277 Volt   | •     | •     | •     | •     | •     | -        |

\*DesignLights Consortium® (DLC) qualified. Please refer to the DLC website for specific product qualifications at www.designlights.org



## FACTOR Series LED Floodlights\*

| Part Number | Catalog Number | UPC Code     | Description                                                                                                                        | CA 03 | GA 27 | IL 06 | NJ 12 | TX 04 | Wt. each |
|-------------|----------------|--------------|------------------------------------------------------------------------------------------------------------------------------------|-------|-------|-------|-------|-------|----------|
| FSL25       | FSL-25         | 785988030675 | Flood, 27w LED, 120-277V, 5000K, Wide beam, Bronze, Traditional 1/2" threaded adjustable knuckle mounting                          | •     | •     | •     | •     | •     | 4.6      |
| FSL25PCU    | FSL-25-PCU     | 785988032167 | Flood, 27w LED, 120-277V, 5000K, Wide beam, Bronze, PC, Traditional 1/2" threaded adjustable knuckle mounting                      | •     | •     |       |       |       | -        |
| FSL7L4K     | FSL-7L4K       | 785988033065 | Flood, 27w LED, 120-277V, 4000K, Wide beam, Bronze, Traditional 1/2" threaded adjustable knuckle mounting                          | •     |       | •     | •     |       | 4.6      |
| FSL7L4KPCU  | FSL-7L4K-PCU   | 785988033072 | Flood, 27w LED, 120-277V, 4000K, Wide beam, Bronze, PC, Traditional 1/2" threaded adjustable knuckle mounting                      | •     |       | •     | •     |       | 4.6      |
| FML52       | FML-52         | 785988030682 | Flood, 53w LED, 120-277V, 5000K, Wide beam, Bronze, Traditional 1/2" threaded adjustable knuckle mounting                          | •     | •     | •     | •     | •     | 7.7      |
| FML52PCU    | FML-52-PCU     | 785988031573 | Flood, 53w LED, 120-277V, 5000K, Wide beam, Bronze, PC, Traditional 1/2" threaded adjustable knuckle mounting                      | •     | •     | •     | •     |       | 7.7      |
| FML-14L4K   | FML-14L4K      | 785988033089 | Flood, 53w LED, 120-277V, 4000K, Wide beam, Bronze, Traditional 1/2" threaded adjustable knuckle mounting                          | •     |       | •     |       |       | 7.7      |
| FML14L4KPCU | FML-14L4K-PCU  | 785988033096 | Flood, 53w LED, 120-277V, 4000K, Wide beam, Bronze, PC, Traditional 1/2" threaded adjustable knuckle mounting                      | •     | •     | •     | •     |       | 7.7      |
| FMLSPC      | FML-SPC        | -            | Vandal resistant polycarbonate lens (Replaces existing acrylic outer frame), Traditional 1/2" threaded adjustable knuckle mounting | •     |       |       |       |       | -        |
| FLL28L      | FLL-28L        | 785988030934 | Flood, 100w LED, 120-277V, 5000K, Wide beam, Bronze, Yoke                                                                          | •     | •     | •     | •     |       | 20.0     |
| FLL28L4K    | FLL-28L4K      | 785988033119 | Flood, 100w LED, 120-277V, 4000K, Wide beam, Bronze, Yoke                                                                          | •     |       |       |       |       | 20.0     |
| FLL1504KUY  | FLL-150L4K-U-Y | 785988031726 | Flood, 100w LED, 120-277V, 4000K, Wide beam, Bronze, Yoke                                                                          | •     |       | •     | •     |       | 7.7      |
| FLLY140L5KU | FLL-Y-140L5K-U | 785988031733 | Flood, 100w LED, 120-277V, 5000K, Wide beam, Bronze, Yoke                                                                          | •     |       | •     | •     | •     | 7.7      |
| FLLK140L4KU | FLL-K-140L4K-U | 785988031740 | Flood, 100w LED, 120-277V, 4000K, Wide beam, Bronze, Knuckle                                                                       | •     |       | •     | •     |       | 7.7      |
| FLL1505KUY  | FLL-150-5K-U-Y | 785988033669 | Flood, 100w LED, 120-277V, 5000K, Wide beam, Bronze, Knuckle                                                                       | •     |       | •     | •     |       | -        |
| ARFSPC      | ARF-SPC        | -            | Polycarbonate vandal shield (order two per fixture), For use with FLL and FXL LED Floodlights                                      | •     |       |       |       |       | -        |
| FLLLOUVERBL | FLL-LOUVER-BL  | 078598831450 | Black adjustable louver                                                                                                            | •     |       |       |       |       | -        |
| FXL56L      | FXL-56L        | 785988030941 | Flood, 200w LED, 120-277V, 5000K, Wide beam, Bronze                                                                                | •     | •     | •     | •     | •     | 32.0     |
| FXL56L4K    | FXL-56L4K      | 785988033126 | Flood, 200w LED, 120-277V, 4000K, Wide beam, Bronze                                                                                | •     |       |       |       |       | 32.0     |
| FXL190K     | FXL-190-K      | 785988033720 | Flood, 200w LED, 120-277V, 5000K, Wide beam, Bronze, Knuckle                                                                       | •     |       |       |       |       | -        |
| FXL1904KK   | FXL-190-4K-K   | 785988033737 | Flood, 200w LED, 120-277V, 4000K, Wide beam, Bronze, Knuckle                                                                       | •     |       |       |       |       | -        |

**QS 10** 10-Day Quick-Ship Ordering Guide  
Order Limit Per Luminaire Selection: 15 (Contact factory for larger quantities)

|               |                    |                |                 |                 |                   |                  |                    |                                                                                                  |  |
|---------------|--------------------|----------------|-----------------|-----------------|-------------------|------------------|--------------------|--------------------------------------------------------------------------------------------------|--|
|               |                    |                |                 |                 |                   |                  |                    |                                                                                                  |  |
| <b>SERIES</b> | <b># LEDS</b>      | <b>WATTAGE</b> | <b>CCT</b>      | <b>BEAM</b>     | <b>VOLTAGE</b>    | <b>MOUNTING</b>  | <b>FINISH</b>      | <b>OPTIONS</b>                                                                                   |  |
| <b>FSL</b>    | <b>10L</b> 10 LEDs | 25w            | <b>4K</b> 4000K | <b>M</b> Medium | <b>U</b> 120-277V | <b>Y</b> Yoke    | <b>BL</b> Black    | <b>PC(X)</b> Button photocontrol, replace X with voltage, specify 1-120V, 2-208V, 3-240V, 4-277V |  |
| <b>FML</b>    | <b>20L</b> 20 LEDs | 52w            | <b>5K</b> 5000K | <b>N</b> Narrow |                   | <b>K</b> Knuckle | <b>DB</b> Bronze   |                                                                                                  |  |
| <b>FLL</b>    | <b>42L</b> 42 LEDs | 95w            |                 | <b>W</b> Wide   |                   |                  | <b>PS</b> Platinum |                                                                                                  |  |
| <b>FXL</b>    | <b>84L</b> 84 LEDs | 190w           |                 |                 |                   |                  |                    |                                                                                                  |  |

\*DesignLights Consortium® (DLC) qualified. Please refer to the DLC website for specific product qualifications at www.designlights.org



## ALF Linear LED Floodlight

| Part Number | Catalog Number | UPC Code     | Description                                   | CA 03 | GA 27 | IL 06 | NJ 12 | TX 04 | Wt. each |
|-------------|----------------|--------------|-----------------------------------------------|-------|-------|-------|-------|-------|----------|
| ALF12LU5KBZ | ALF-12LU-5K-BZ | 785988020713 | Flood, Linear, 23W LED 120-277V, Wide, Bronze | •     | •     | •     | •     | •     | 8.0      |
| ALF6LU5KBZ  | ALF-6LU-5K-BZ  | 785988019168 | Flood, Linear, 11W LED 120-277V, Wide, Bronze | •     | •     | •     | •     | •     | 4.0      |



## COLT LED Flood\*

| Part Number | Catalog Number | UPC Code     | Description                                                                                           | CA 03 | GA 27 | IL 06 | NJ 12 | TX 04 | Wt. each |
|-------------|----------------|--------------|-------------------------------------------------------------------------------------------------------|-------|-------|-------|-------|-------|----------|
| BUL1L3KU    | BUL-1L3K-U     | 785988031986 | Bullet styling, 1/2" knuckle, 120-277V, 3000K CCT, Narrow/Medium/Wide Beam                            | •     |       | •     | •     | •     | 5.0      |
| BUL1L4KU    | BUL-1L4K-U     | 785988031993 | Bullet styling, 1/2" knuckle, 120-277V, 4000K CCT, Narrow/Medium/Wide Beam                            | •     |       | •     | •     | •     | 5.0      |
| BULCOLOR    | BUL-COLOR      | 785988032006 | Colt LED flood color lens kit with five tinted color choices – Red, Blue, Green, Yellow, Magenta/Pink | •     |       |       | •     |       | .5       |
| TRNDB       | TRN-DB         | 785988030446 | Trunnion adapter for 1/2" threaded knuckle mount                                                      | •     |       | •     | •     |       | .5       |



## COLT Mini LED Flood

| Part Number | Catalog Number | UPC Code     | Description                                                                                                           | CA 03 | GA 27 | IL 06 | NJ 12 | TX 04 | Wt. each |
|-------------|----------------|--------------|-----------------------------------------------------------------------------------------------------------------------|-------|-------|-------|-------|-------|----------|
| MBUL1L3K1   | MBUL-1L3K-1    | 785988031955 | LED miniature flood, 1/2" knuckle & stake mounting (6.75" stake with 8" SO cord included), 120V, 3000K CCT, Wide Beam | •     |       | •     | •     |       | 2.0      |



## Marshal LED Twin Head Flood Motion Sensor Kit

| Part Number | Catalog Number | UPC Code     | Description                                                                                                             | CA 03 | GA 27 | IL 06 | NJ 12 | TX 04 | Wt. each |
|-------------|----------------|--------------|-------------------------------------------------------------------------------------------------------------------------|-------|-------|-------|-------|-------|----------|
| ML2L3K1DB   | ML-2L3K-1-DB   | 785988032723 | Security floodlight set, 180 degree (use degree symbol) PIR occupancy sensor, 2100 Lumens, 3000K CCT, 120V, Dark Bronze | •     | •     | •     | •     | •     | 2.2      |
| ML2L3K1WH   | ML-2L3K-1-WH   | 785988032730 | Security floodlight set, 180 degree (use degree symbol) PIR occupancy sensor, 2100 Lumens, 3000K CCT, 120V, White       | •     | •     | •     | •     | •     | 2.2      |



MS-DB MS-WH

## Marshal MS Occupancy Sensor

| Part Number | Catalog Number | UPC Code     | Description                                                                            | CA 03 | GA 27 | IL 06 | NJ 12 | TX 04 | Wt. each |
|-------------|----------------|--------------|----------------------------------------------------------------------------------------|-------|-------|-------|-------|-------|----------|
| MSDB        | MS-DB          | 785988032952 | Occupancy sensor only, 180 degree (add degree symbol) with adjustable settings, Bronze | •     | •     | •     | •     | •     | .5       |
| MSWH        | MS-WH          | 785988032969 | Occupancy sensor only, 180 degree (add degree symbol) with adjustable settings, White  | •     | •     | •     | •     | •     | .5       |



## Quartzlitter® Floods

| Part Number | Catalog Number | UPC Code     | Description                                    | CA 03 | GA 27 | IL 06 | NJ 12 | TX 04 | Wt. each |
|-------------|----------------|--------------|------------------------------------------------|-------|-------|-------|-------|-------|----------|
| QL1505      | QL-1505        | 785988464487 | Quartzlitter, 900-1500w, Gray, Less lamp, 120V | •     | •     | •     | •     | •     | 6.0      |
| QL505       | QL-505         | 785988464340 | Quartzlitter, 300- 500w, Gray, Less lamp, 120V | •     | •     | •     | •     | •     | 4.0      |



## Quartz Worklights

| Part Number | Catalog Number | UPC Code     | Description                                                                                                                          | CA 03 | GA 27 | IL 06 | NJ 12 | TX 04 | Wt. each |
|-------------|----------------|--------------|--------------------------------------------------------------------------------------------------------------------------------------|-------|-------|-------|-------|-------|----------|
| QWL1000T    | QWL1000T       | 785988019151 | Quartz worklight, 2 x 500w, 120V Tripod mount, "2 in 1" design, 5' cord set with individual switching, Protective guards, with Lamps | •     |       |       | •     |       | 27.0     |



## "Q" Series Quartz

| Part Number | Catalog Number | UPC Code     | Description                           | CA 03 | GA 27 | IL 06 | NJ 12 | TX 04 | Wt. each |
|-------------|----------------|--------------|---------------------------------------|-------|-------|-------|-------|-------|----------|
| Q150W       | Q-150-W        | 785988465743 | Quartz, 150w, 120V, White, with Lamp  | •     |       |       |       |       | 1.5      |
| Q500B       | Q-500-B        | 785988465699 | Quartz, 500w, 120V, Bronze, with Lamp | •     | •     | •     | •     | •     | 3.0      |


\*DesignLights Consortium® (DLC) qualified. Please refer to the DLC website for specific product qualifications at [www.designlights.org](http://www.designlights.org)

\*DesignLights Consortium® (DLC) qualified. Please refer to the DLC website for specific product qualifications at [www.designlights.org](http://www.designlights.org)



## Facade Flood

| Part Number | Catalog Number | UPC Code     | Description                                 | CA 03 | GA 27 | IL 06 | NJ 12 | TX 04 | Wt. each |
|-------------|----------------|--------------|---------------------------------------------|-------|-------|-------|-------|-------|----------|
| F042F8      | F-042F8        | 785988005598 | Flood, Façade, 42w CFL, Quad-Tap, with Lamp | •     | •     |       | •     |       | 6.0      |
| F100H1      | F-100H1        | 785988206360 | Flood, Façade, 100w PS, Quad-Tap, with Lamp | •     |       | •     |       |       | 11.0     |




## Microliter® Floodlights

| Part Number | Catalog Number | UPC Code     | Description                                                       | CA 03 | GA 27 | IL 06 | NJ 12 | TX 04 | Wt. each |
|-------------|----------------|--------------|-------------------------------------------------------------------|-------|-------|-------|-------|-------|----------|
| MIC0150P338 | MIC-0150P-338  | 785988007929 | Flood, Compact, 150w PS, Quad-Tap, Narrow beam, Bronze, with Lamp |       | •     | •     | •     |       | 14.0     |




## Miniliter® V Floodlight Series

| Part Number  | Catalog Number | UPC Code     | Description                                          | CA 03 | GA 27 | IL 06 | NJ 12 | TX 04 | Wt. each |
|--------------|----------------|--------------|------------------------------------------------------|-------|-------|-------|-------|-------|----------|
| MHSK250P8    | MHS-K250P8     | 785988008018 | Flood, Knuckle, 250w PS, Quad-Tap, Bronze, with Lamp | •     | •     |       |       |       | 27.0     |
| MHSK400P8    | MHS-K400P8     | 785988007981 | Flood, Knuckle, 400w PS, Quad-Tap, Bronze, with Lamp | •     | •     | •     | •     | •     | 31.0     |
| MHSY150P8    | MHS-Y150P8     | 785988007974 | Flood, Yoke, 150w PS, Quad-Tap, Bronze, with Lamp    | •     |       | •     |       |       | 21.0     |
| MHSY250P8    | MHS-Y250P8     | 785988007967 | Flood, Yoke, 250w PS, Quad-Tap, Bronze, with Lamp    | •     | •     |       |       |       | 22.0     |
| MHSK320P8M50 | MHS-K320P8-M50 | 785988020959 | Flood, Knuckle, 320w PS, Quad-Tap, Black, with Lamp  |       | •     |       |       |       | 22.0     |
| MHSY400P5    | MHS-Y400P5     | 785988007950 | Flood, Yoke, 400w PS, 480V, Bronze, with Lamp        | •     |       |       |       |       | 26.0     |
| MHSY400P8    | MHS-Y400P8     | 785988007936 | Flood, Yoke, 400w PS, Quad-Tap, Bronze, with Lamp    | •     | •     | •     | •     | •     | 26.0     |
| MHSY400S8    | MHS-Y400S8     | 785988698714 | Flood, Yoke, 400w, HPS, Quad-Tap, Bronze, with Lamp  | •     | •     | •     |       |       | 28.5     |



## Magnoliter® Floodlight MV Series

| Part Number | Catalog Number | UPC Code     | Description                                           | CA 03 | GA 27 | IL 06 | NJ 12 | TX 04 | Wt. each |
|-------------|----------------|--------------|-------------------------------------------------------|-------|-------|-------|-------|-------|----------|
| MVK1000P268 | MVK-1000P-268  | 785988656455 | Flood, Knuckle, 1000w PS, Quad-Tap, Bronze, with Lamp |       |       | •     |       |       | 47.0     |
| MVM1000P265 | MVM-1000P-265  | 785988655793 | Flood, Yoke, 1000w PS, 480V, Bronze, with Lamp        |       |       | •     |       |       | 44.0     |
| MVM1000H268 |                | 785988652372 | Flood, Yoke, 1000w PS, Quad-Tap, Bronze, with Lamp    | •     | •     | •     | •     | •     | 44.0     |



## SG Sling Series LED Wall/Flood\*

| Part Number | Catalog Number | UPC Code     | Description                                               | CA 03 | GA 27 | IL 06 | NJ 12 | TX 04 | Wt. each |
|-------------|----------------|--------------|-----------------------------------------------------------|-------|-------|-------|-------|-------|----------|
| SG1204KPCU  | SG1-20-4K-PCU  | 785988033195 | Slender wallpack/floodlight, 21W, 120-277V, 4000K, Bronze | •     | •     | •     | •     | •     | 4.4      |
| SG120PCU    | SG1-20-PCU     | 785988033140 | Slender wallpack/floodlight, 21W, 120-277V, 5000K, Bronze | •     | •     | •     | •     | •     | 4.4      |
| SG1304KPCU  | SG1-30-4K-PCU  | 785988033201 | Slender wallpack/floodlight, 29W, 120-277V, 4000K, Bronze | •     | •     | •     | •     | •     | 4.4      |
| SG130PCU    | SG1-30-PCU     | 785988033157 | Slender wallpack/floodlight, 29W, 120-277V, 5000K, Bronze | •     | •     | •     | •     | •     | 4.4      |
| SG2504KPCU  | SG2-50-4K-PCU  | 785988033225 | Slender wallpack/floodlight, 51W, 120-277V, 4000K, Bronze | •     | •     | •     | •     | •     | 11.0     |
| SG250PCU    | SG2-50-PCU     | 785988033171 | Slender wallpack/floodlight, 51W, 120-277V, 5000K, Bronze | •     | •     | •     | •     | •     | 11.0     |
| SG2804KPCU  | SG2-80-4K-PCU  | 785988033232 | Slender wallpack/floodlight, 80W, 120-277V, 4000K, Bronze | •     | •     | •     | •     | •     | 11.0     |
| SG280PCU    | SG2-80-PCU     | 785988033188 | Slender wallpack/floodlight, 80W, 120-277V, 5000K, Bronze | •     | •     | •     | •     | •     | 11.0     |



## LNC Litepak LED Wallpacks\*

| Part Number | Catalog Number | UPC Code     | Description                                                 | CA 03 | GA 27 | IL 06 | NJ 12 | TX 04 | Wt. each |
|-------------|----------------|--------------|-------------------------------------------------------------|-------|-------|-------|-------|-------|----------|
| LNC5LU5K    | LNC-5LU-5K     | 785988020645 | Wallpack, Zero uplight, LED, 13w 120-277V, Bronze, Type III | •     | •     | •     | •     | •     | 4.0      |
| LNC5LU4K    | LNC-5LU-4K     | 785988033331 | Wallpack, LNC, 16w LED, 120-277V, 4K, 3, Bronze, Type III   | •     | •     | •     | •     | •     | 4.0      |
| LNC7LU4K31  | LNC-7LU-4K-3-1 | 785988033348 | Wallpack, LNC, 16w LED, 120-277V, 4K, 3, Bronze, Type III   | •     | •     | •     | •     | •     | 4.0      |
| LNC7LU5K31  | LNC-7LU-5K-3-1 | 785988020669 | Wallpack, LNC, 16w LED, 120-277V, 5K, 3, Bronze, Type III   | •     | •     | •     | •     | •     | 4.0      |
| LNC9LU5K31  | LNC-9LU-5K-3-1 | 785988020683 | Wallpack, LNC, 21w LED, 120-277V, 5K, Bronze, Type III      | •     | •     | •     | •     | •     | 4.0      |
| LNC9LU4K31  | LNC-9LU-4K-3-1 | 785988033355 | Wallpack, LNC, 21w LED, 120-277V, 4K, Bronze, Type III      | •     | •     | •     | •     | •     | 4.0      |



### 10-Day Quick-Ship Ordering Guide

Order Limit Per Luminaire Selection: 15 (Contact factory for larger quantities)

| SERIES               | NUMBER OF LEDS                      | VOLTAGE              | CCT                                  | DISTRIBUTION            | FINISH                            | OPTIONS                    |
|----------------------|-------------------------------------|----------------------|--------------------------------------|-------------------------|-----------------------------------|----------------------------|
| LNC LNC zero uplight | 5L 5 LEDs<br>7L 7 LEDs<br>9L 9 LEDs | U Universal 120-277V | 4K 4000K nominal<br>5K 5000K nominal | 3 Type III<br>4 Type IV | 1 Bronze<br>2 Black<br>5 Platinum | PCU Photocontrol 120V-277V |

\*DesignLights Consortium® (DLC) qualified. Please refer to the DLC website for specific product qualifications at www.designlights.org

\*DesignLights Consortium® (DLC) qualified. Please refer to the DLC website for specific product qualifications at www.designlights.org



## LNC2 Litepak LED Wallpacks\*

| Part Number     | Catalog Number      | UPC Code     | Description                                                 | CA 03 | GA 27 | IL 06 | NJ 12 | TX 04 | Wt. each |
|-----------------|---------------------|--------------|-------------------------------------------------------------|-------|-------|-------|-------|-------|----------|
| LNC212LU5K31    | LNC2-12LU-5K-3-1    | 785988030071 | Wallpack, Zero uplight, 28w LED 120-277V, 5K, 3, Bronze     | ●     | ●     | ●     | ●     | ●     | 7.0      |
| LNC212LU5K31PCU | LNC2-12LU5K-3-1-PCU | 785988032174 | Wallpack, Zero uplight, 28w LED 120-277V, 5K, 3, Bronze, PC | ●     | ●     | ●     | ●     | ●     | 7.0      |
| LNC212LU4K31    | LNC2-12LU-4K-3-1    | 785988033362 | Wallpack, Zero uplight, 28w LED 120-277V, 4K, 3, Bronze     | ●     | ●     | ●     | ●     | ●     | 7.0      |
| LNC218LU5K31    | LNC2-18LU-5K-3-1    | 785988021031 | Wallpack, Zero uplight, 45w LED 120-277V, 5K, 3, Bronze     | ●     | ●     | ●     | ●     | ●     | 7.0      |
| LNC218LU5K31PCU | LNC2-18LU5K-3-1-PCU | 785988032181 | Wallpack, Zero uplight, 45w LED 120-277V, 5K, 3, Bronze, PC | ●     | ●     | ●     | ●     | ●     | 7.0      |
| LNC218LU4K31    | LNC2-18LU-4K-3-1    | 785988033379 | Wallpack, Zero uplight, 45w LED 120-277V, 4K, 3, Bronze     | ●     | ●     | ●     | ●     | ●     | 7.0      |

**QS 10** 10-Day Quick-Ship Ordering Guide  
Order Limit Per Luminaire Selection: 15 (Contact factory for larger quantities)

**LNC2** - [ ] - [ ] - [ ] - [ ] - [ ] - [ ]

| SERIES                      | NUMBER OF LEDS                           | VOLTAGE                     | CCT                                                | IES DISTRIBUTION                      | FINISH                                                 | OPTIONS                                                                                                          |
|-----------------------------|------------------------------------------|-----------------------------|----------------------------------------------------|---------------------------------------|--------------------------------------------------------|------------------------------------------------------------------------------------------------------------------|
| <b>LNC2</b> LNC2 no uplight | <b>12L</b> 12 LEDs<br><b>18L</b> 18 LEDs | <b>U</b> Universal 120-277V | <b>4K</b> 4000K nominal<br><b>5K</b> 5000K nominal | <b>3</b> Type III<br><b>4</b> Type IV | <b>1</b> Bronze<br><b>2</b> Black<br><b>5</b> Platinum | <b>PCU</b> Photocontrol 120V-277V<br><b>SCP</b> Programmable motion control, factory default is 10% light output |

**SPECIFY SCP HEIGHT**  
**8F** Up to 8' mounting height  
**20F** Up to 20' mounting height



## LNC3 Litepak LED Wallpacks\*

| Part Number    | Catalog Number    | UPC Code     | Description                                                                      | CA 03 | GA 27 | IL 06 | NJ 12 | TX 04 | Wt. each |
|----------------|-------------------|--------------|----------------------------------------------------------------------------------|-------|-------|-------|-------|-------|----------|
| LNC32L4K075    | LNC3-2L4K-075     | 785988033027 | Wallpack, Zero uplight, 62w LED 120-277V, 4K, type IV, Bronze                    | ●     | ●     | ●     | ●     | ●     | 18.0     |
| LNC32L4K105    | LNC3-2L4K-105     | 785988033034 | Wallpack, Zero uplight, 88w LED 120-277V, 4K, type IV, Bronze                    | ●     | ●     | ●     | ●     | ●     | 18.0     |
| LNC32L5K105    | LNC3-2L5K-105     | 785988033041 | Wallpack, Zero uplight, 88w LED 120-277V, 5K, type IV, Bronze                    | ●     | ●     | ●     | ●     | ●     | 18.0     |
| LNC32L4K105SCP | LNC3-2L4K-105-SCP | 785988033553 | Wallpack, Zero uplight, 88w LED 120-277V, 4K, type IV, Bronze, Occupancy Control | ●     |       |       |       |       | 18.0     |
| LNC32L4K1057PR | LNC3-2L4K-105-7PR | 785988033058 | Wallpack, Zero uplight, 88w LED 120-277V, 4K, type IV, Bronze, 7 pin PCR         | ●     | ●     | ●     | ●     | ●     | 18.0     |

**QS 10** 10-Day Quick-Ship Ordering Guide  
Order Limit Per Luminaire Selection: 15 (Contact factory for larger quantities)


**LNC3** - [ ] - [ ] - [ ] - [ ] - **U** - [ ] - [ ]

| SERIES                      | NUMBER OF LEDS     | CCT                                                | DRIVE CURRENT                         | DISTRIBUTION                          | VOLTAGE                     | FINISH                                                    | OPTIONS                                                                                                                                                                        |
|-----------------------------|--------------------|----------------------------------------------------|---------------------------------------|---------------------------------------|-----------------------------|-----------------------------------------------------------|--------------------------------------------------------------------------------------------------------------------------------------------------------------------------------|
| <b>LNC3</b> LNC3 no uplight | <b>24L</b> 24 LEDs | <b>4K</b> 4000K nominal<br><b>5K</b> 5000K nominal | <b>075</b> 750mA<br><b>105</b> 1050mA | <b>3</b> Type III<br><b>4</b> Type IV | <b>U</b> Universal 120-277V | <b>DB</b> Bronze<br><b>BL</b> Black<br><b>PS</b> Platinum | <b>PCU</b> Photocontrol 120V-277V<br><b>7PR</b> 7 pin PCR<br><b>CS</b> Frosted acrylic diffuser<br><b>SCP</b> Programmable motion control, factory default is 10% light output |

**SPECIFY SCP HEIGHT**  
**8F** Up to 8' mounting height  
**20F** Up to 20' mounting height

\*DesignLights Consortium® (DLC) qualified. Please refer to the DLC website for specific product qualifications at www.designlights.org

\*DesignLights Consortium® (DLC) qualified. Please refer to the DLC website for specific product qualifications at www.designlights.org



### LNC4 Litepak LED Wallpacks\*

| Part Number  | Catalog Number         | UPC Code     | Description                                                                       | CA 03 | GA 27 | IL 06 | NJ 12 | TX 04 | Wt. each |
|--------------|------------------------|--------------|-----------------------------------------------------------------------------------|-------|-------|-------|-------|-------|----------|
| LNC436L4K    | LNC4-36L-4K-4-U-DB     | 785988032754 | Wallpack, Zero uplight, 125w LED 120-277V, 4K, type IV, Bronze                    | •     |       | •     | •     |       | 27.0     |
| LNC444L4K    | LNC4-44L-4K-4-U-DB     | 785988032822 | Wallpack, Zero uplight, 153w LED 120-277V, 4K, type IV, Bronze                    | •     |       | •     | •     |       | 27.0     |
| LNC444L4K7PR | LNC4-44L-4K-4-U-DB-7PR | 785988038619 | Wallpack, Zero uplight, 153w LED 120-277V, 4K, type IV, Bronze, 7 pin PCR         | •     |       | •     | •     |       | 27.0     |
| LNC444L4KSCP | LNC4-44L-4K-SCP        | 785988033560 | Wallpack, Zero uplight, 153w LED 120-277V, 4K, type IV, Bronze, Occupancy Control | •     |       |       |       |       | 27.0     |
| LNC444L5K    | LNC4-44L-5K-4-U-DB     | 785988032839 | Wallpack, Zero uplight, 153w LED 120-277V, 5K, type IV, Bronze                    | •     |       | •     | •     |       | 27.0     |

**QS 10** 10-Day Quick-Ship Ordering Guide  
Order Limit Per Luminaire Selection: 15 (Contact factory for larger quantities)

**LNC4** - [ ] - [ ] - [ ] - [ ] - [ ] - [ ] - [ ]

| SERIES                      | NUMBER OF LEDS                           | CCT                                                | DRIVE CURRENT                                    | DISTRIBUTION                          | VOLTAGE                                                 | FINISH                                                    | OPTIONS                                                                                                                                                                        |
|-----------------------------|------------------------------------------|----------------------------------------------------|--------------------------------------------------|---------------------------------------|---------------------------------------------------------|-----------------------------------------------------------|--------------------------------------------------------------------------------------------------------------------------------------------------------------------------------|
| <b>LNC4</b> LNC4 no uplight | <b>36L</b> 36 LEDs<br><b>44L</b> 44 LEDs | <b>4K</b> 4000K nominal<br><b>5K</b> 5000K nominal | <b>065</b> 650mA (44L only)<br><b>105</b> 1050mA | <b>3</b> Type III<br><b>4</b> Type IV | <b>U</b> Universal 120-277V<br><b>5</b> 480V (44L only) | <b>DB</b> Bronze<br><b>BL</b> Black<br><b>PS</b> Platinum | <b>PCU</b> Photocontrol 120V-277V<br><b>7PR</b> 7 pin PCR<br><b>CS</b> Frosted acrylic diffuser<br><b>SCP</b> Programmable motion control, factory default is 10% light output |

**SPECIFY SCP HEIGHT**  
**8F** Up to 8' mounting height  
**20F** Up to 20' mounting height



### ALF Linear LED Wallpacks

| Part Number   | Catalog Number    | UPC Code     | Description                                 | CA 03 | GA 27 | IL 06 | NJ 12 | TX 04 | Wt. each |
|---------------|-------------------|--------------|---------------------------------------------|-------|-------|-------|-------|-------|----------|
| ALFW6LU5KBZPC | ALFW-6LU-5K-BZ-PC | 785988020638 | Flood, Wall, 11w LED 120V, PC, Wide, Bronze | •     | •     | •     |       |       | 5.0      |



### NRG® – 1100 Full Cut-off Wallpacks<sup>1</sup>

| Part Number | Catalog Number | UPC Code     | Description                                                              | CA 03 | GA 27 | IL 06 | NJ 12 | TX 04 | Wt. each |
|-------------|----------------|--------------|--------------------------------------------------------------------------|-------|-------|-------|-------|-------|----------|
| NRG1111W    | NRG-1111-W     | 785988004348 | Wallpack, Compact, Zero uplight, 100w PS, 120/277/347V, White, with Lamp | •     |       |       |       |       | 12.0     |
| NRG1143W    | NRG-1143-W     | 785988004409 | Wallpack, Compact, Zero uplight, 42w CFL 120-277V, White, with Lamp      | •     |       |       |       |       | 7.0      |
| NRG1151W    | NRG-1151-W     | 785988004300 | Wallpack, Compact, Zero uplight, 50w PS, 120/277V, White, with Lamp      | •     |       |       |       |       | 9.0      |
| NRG1172W    | NRG-1172-W     | 785988004362 | Wallpack, Compact, Zero uplight, 70w HPS, 120/277/347V, White, with Lamp | •     |       |       |       |       | 9.0      |

<sup>1</sup>Available while supplies last.



### Perimaliter III® LED Wallpack Series\*

| Part Number   | Catalog Number    | UPC Code      | Description                                                     | CA 03 | GA 27 | IL 06 | NJ 12 | TX 04 | Wt. each |
|---------------|-------------------|---------------|-----------------------------------------------------------------|-------|-------|-------|-------|-------|----------|
| PGM3180L4KUDB | PGM3-180L4K-U-DB  | 7859883031351 | Wallpack, Glass refractor, LED, 4000K, 120-277V, Bronze         | •     |       | •     | •     | •     | 20.0     |
| PGM3180L5KUDB | PGM3-180L5K-U-DB  | 78598831375   | Wallpack, Glass refractor, LED, 5000K, 120-277V, Bronze         | •     |       | •     | •     | •     | 20.0     |
| PVL3180L4KUDB | PVL3-180L-4K-U-DB | 785988031368  | Wallpack, Polycarbonate refractor, LED, 4000K, 120-277V, Bronze | •     |       | •     | •     | •     | 13.0     |
| PVL3180L5KUDB | PVL3-180L-5K-U-DB | 785988031382  | Wallpack, Polycarbonate refractor, LED, 5000K, 120-277V, Bronze | •     |       | •     | •     | •     | 13.0     |

**QS 10** 10-Day Quick-Ship Ordering Guide  
Order Limit Per Luminaire Selection: 15 (Contact factory for larger quantities)

[ ] - **180LU** - [ ] - [ ] - **U** - **DB** - [ ]

| SERIES                                                             | NUMBER OF LEDS        | CCT                                                | DRIVE CURRENT            | VOLTAGE            | FINISH                              | OPTIONS                                                                                           |
|--------------------------------------------------------------------|-----------------------|----------------------------------------------------|--------------------------|--------------------|-------------------------------------|---------------------------------------------------------------------------------------------------|
| <b>PGM3</b> Glass Refractor<br><b>PVL3</b> Polycarbonate Refractor | <b>180LU</b> 180 LEDs | <b>4K</b> 4000K nominal<br><b>5K</b> 5000K nominal | BLANK-700mA<br>035-350mA | <b>U</b> 120V-277V | <b>DB</b> Bronze<br><b>WH</b> White | <b>PC(X)</b> Button photo-control, replace X with voltage, specify 1-120V, 2-208V, 3-240V, 4-277V |

\*DesignLights Consortium® (DLC) qualified. Please refer to the DLC website for specific product qualifications at www.designlights.org

\*DesignLights Consortium® (DLC) qualified. Please refer to the DLC website for specific product qualifications at www.designlights.org





## Perimaliter® III PVL3 Series Polycarbonate Refractor Wallpacks\*

| Part Number   | Catalog Number                     | UPC Code     | Description                                      | CA 03 | GA 27 | IL 06 | NJ 12 | TX 04 | Wt. each |
|---------------|------------------------------------|--------------|--------------------------------------------------|-------|-------|-------|-------|-------|----------|
| PVL3100S18BZ  | PVL3-100S-18-BZ                    | 785988005925 | Wallpack, 100w HPS, Quad-Tap, Bronze             | •     |       |       |       |       | 18.0     |
| PVL3150P18BZL | PVL3-150P-18-BZ-L                  | 785988008469 | Wallpack, 150w PS, Quad-Tap, Bronze,with Lamp    | •     | •     | •     |       |       | 20.0     |
| PVL3150S18BZL | PVL3-150S-18-BZ-L                  | 785988005963 | Wallpack, 150w HPS, Quad-Tap, Bronze, with Lamp  | •     |       | •     | •     |       | 18.0     |
| PVL3150S51BZL | PVL3-150S-51-BZ-L                  | 785988007844 | Wallpack, 150w HPS, Quad-Tap, Bronze, with Lamp  |       | •     | •     | •     |       | 13.0     |
| PVL3V         | PVL-3V                             | 785988012077 | Visor, Zero uplight, Bronze, PVL3/ PGL/ PRS/ PGS |       |       | •     |       |       | 6.0      |
| 20001809904   | HSG-PVL FRONT W/ LOGO POLY (CI) KB | 785988200016 | Replacement PVL Lens, Polycarbonate              | •     | •     | •     | •     |       | 1.0      |



## Perimaliter III® PGM/PGL Series - Glass Refractor Wallpacks\*


| Part Number   | Catalog Number    | UPC Code     | Description                                             | CA 03 | GA 27 | IL 06 | NJ 12 | TX 04 | Wt. each |
|---------------|-------------------|--------------|---------------------------------------------------------|-------|-------|-------|-------|-------|----------|
| PGL250P1281LP | PGL-250P-128-1-LP | 785988566662 | Wallpack, 250w PS, Quad-Tap, Bronze, with Lamp          | •     |       |       | •     |       | 28.0     |
| PGL350P1281LP | PGL-350P-128-1-LP | 785988566679 | Wallpack, 350w PS, Quad-Tap, Bronze, with Lamp          | •     | •     | •     | •     |       | 30.3     |
| PGM3100P18BZL | PGM3-100P-18-BZ-L | 785988005789 | Wallpack, 100w PS, Quad-Tap, Bronze, with Lamp          | •     | •     |       |       |       | 25.0     |
| PGM3150P18BZ  | PGM3-150P-18-BZ   | 785988019236 | Wallpack, 150w PS, Quad-Tap, Bronze                     |       |       |       | •     |       | 25.0     |
| PGM3150P18BZL | PGM3-150P-18-BZ-L | 785988008568 | Wallpack, 150w PS, Quad-Tap, Bronze, with Lamp          |       |       |       | •     |       | 25.0     |
| PGM3250P18BZ  | PGM3-250P-18-BZ   | 785988019243 | Wallpack, 250w PS, Quad-Tap, Bronze                     |       |       |       | •     |       | 27.0     |
| PGM3250P18BZL | PGM3-250P-18-BZ-L | 785988008575 | Wallpack, 250w PS, Quad-Tap, Bronze, with Lamp          | •     | •     | •     | •     |       | 27.0     |
| 80033990104   | 800-3399-0104     | 785988391646 | Replacement refractor/door assy for PGM/PGL/PVL, Bronze | •     | •     | •     | •     |       | 8.0      |



## WGH LED Series - Low Profile Glass Refractor Wallpack\*

| Part Number | Catalog Number  | UPC Code     | Description                                          | CA 03 | GA 27 | IL 06 | NJ 12 | TX 04 | Wt. each |
|-------------|-----------------|--------------|------------------------------------------------------|-------|-------|-------|-------|-------|----------|
| WGH81L4KUS  | WGH-81L-4K-U-S  | 785988032976 | Wallpack, Glass refractor, 32w LED, 120-277V, 4000K  | •     | •     | •     | •     | •     | 9.0      |
| WGH81L5KUS  | WGH-81L-5K-U-S  | 785988032983 | Wallpack, Glass refractor, 32w LED, 120-277V, 5000K  | •     | •     | •     | •     | •     | 9.0      |
| WGH110L4KUM | WGH-110L-4K-U-M | 785988031139 | Wallpack, Glass refractor, 54w LED, 120-277V, 4000K  | •     | •     | •     | •     | •     | 12.0     |
| WGH110L5KUM | WGH-110L-5K-U-M | 785988032990 | Wallpack, Glass refractor, 54w LED, 120-277V, 5000K  | •     | •     | •     | •     |       | 12.0     |
| WGH225L4KUL | WGH-225L-4K-U-L | 785988031146 | Wallpack, Glass refractor, 100w LED, 120-277V, 4000K | •     | •     | •     | •     | •     | 12.0     |
| WGH225L5KUL | WGH-225L-5K-U-L | 785988033003 | Wallpack, Glass refractor, 100w LED, 120-277V, 5000K | •     | •     | •     | •     |       | 12.0     |
| WGH225L4KCL | WGH-225L-4K-C-L | 785988031559 | Wallpack, Glass refractor, 100w LED, 347/480V, 4000K | •     |       | •     | •     |       | 12.0     |

\*DesignLights Consortium® (DLC) qualified. Please refer to the DLC website for specific product qualifications at [www.designlights.org](http://www.designlights.org)



## WGH Series – Horizontal Lamp Low Profile Wallpacks

| Part Number | Catalog Number | UPC Code     | Description                                                    | CA 03 | GA 27 | IL 06 | NJ 12 | TX 04 | Wt. each |
|-------------|----------------|--------------|----------------------------------------------------------------|-------|-------|-------|-------|-------|----------|
| WGH70H      | WGH-70H        | 785988465842 | Wallpack, Glass refractor, 70 PS, Quad-Tap, Bronze, with Lamp  | •     | •     | •     |       |       | 9.0      |
| WGH100H     | WGH-100H       | 785988465859 | Wallpack, Glass refractor, 100 PS, Quad-Tap, Bronze, with Lamp | •     |       |       |       |       | 10.0     |
| WGH150P     | WGH-150P       | 785988005680 | Wallpack, Glass refractor, 150 PS, Quad-Tap, Bronze, with Lamp | •     | •     | •     | •     |       | 11.8     |
| WGH150S120  | WGH-150S120    | 785988005581 | Wallpack, Glass refractor, 150w HPS, 120V, Bronze, with Lamp   | •     |       |       |       |       | 17.0     |
| WGH250P     | WGH-250P       | 785988005697 | Wallpack, Glass refractor, 250 PS, Quad-Tap, Bronze, with Lamp | •     | •     | •     | •     |       | 34.0     |
| WGH400P     | WGH-400P       | 785988005727 | Wallpack, Glass refractor, 400 PS, Quad-Tap, Bronze, with Lamp | •     | •     | •     | •     | •     | 37.0     |



## NRG® LED Decorative Compact Wallpack\*

| Part Number  | Catalog Number   | UPC Code     | Description                                      | CA 03 | GA 27 | IL 06 | NJ 12 | TX 04 | Wt. each |
|--------------|------------------|--------------|--------------------------------------------------|-------|-------|-------|-------|-------|----------|
| NRG356L4KU   | NRG-356L-4K-U    | 785988031399 | Wallpack, NRG, 20 LED, 120-277V, 4K, Bronze      | •     |       | •     | •     | •     | 6.0      |
| NRG356L4KUPC | NRG-356L-4K-U-PC | 785988031405 | Wallpack, NRG, 20w LED, 120-277V, PC, 4K, Bronze | •     |       | •     | •     | •     | 6.0      |
| NRG356L5KU   | NRG-356L-5K-U    | 785988031412 | Wallpack, NRG, 20 LED, 120-277V, 5K, Bronze      | •     |       | •     | •     | •     | 6.0      |
| NRG356L5KUPC | NRG-356L-5K-U-PC | 785988031429 | Wallpack, NRG, 20w LED, 120-277V, PC, 5K, Bronze | •     |       | •     | •     | •     | 6.0      |



## NRG® 300B Vandal Resistant Perimeter Wallpacks<sup>1</sup>

| Part Number | Catalog Number | UPC Code     | Description                                             | CA 03 | GA 27 | IL 06 | NJ 12 | TX 04 | Wt. each |
|-------------|----------------|--------------|---------------------------------------------------------|-------|-------|-------|-------|-------|----------|
| NRG350BPC   | NRG-350B-PC    | 785988567126 | Wallpack, Vandal resistant, 50w PS, PC, 120V, with Lamp | •     | •     |       |       |       | 5.0      |

<sup>1</sup>Available while supplies last.

\*DesignLights Consortium® (DLC) qualified. Please refer to the DLC website for specific product qualifications at [www.designlights.org](http://www.designlights.org)



## NRG® 200B Decorative Compact Wallpacks<sup>1</sup>

| Part Number | Catalog Number | UPC Code     | Description                                                             | CA 03 | GA 27 | IL 06 | NJ 12 | TX 04 | Wt. each |
|-------------|----------------|--------------|-------------------------------------------------------------------------|-------|-------|-------|-------|-------|----------|
| NRG204B     | NRG-204B       | 785988019304 | Wallpack, Decorative compact, 42w CFL, 120-277V, Bronze, Lamp           | •     | •     |       |       |       | 6.0      |
| NRG204BMS   | NRG-204B-MS    | 785988019328 | Wallpack, Decorative compact, 42w CFL, 120V Motion Sensor, Bronze, Lamp | •     | •     |       |       |       | 7.0      |
| NRG250B     | NRG-250B       | 785988019274 | Wallpack, Decorative compact, 50w PS, 120V, Bronze, Lamp                | •     | •     |       |       |       | 6.0      |
| NRG250BPC   | NRG-250B-PC    | 785988019281 | Wallpack, Decorative compact, 50w PS, 120V, Photocontrol, Bronze, Lamp  | •     | •     |       |       |       | 6.0      |

<sup>1</sup>Available while supplies last.



## Arceos ARS LED Series

**QS<sub>7</sub><sup>10</sup> 10-Day Quick-Ship Ordering Guide**  
Order Limit Per Luminaire Selection: 15 (Contact factory for larger quantities)


| SERIES             | NUMBER OF LEDs             | CCT                  | DRIVE CURRENT | IES DIST.                                                 | VOLTAGE    | FINISH                                    |
|--------------------|----------------------------|----------------------|---------------|-----------------------------------------------------------|------------|-------------------------------------------|
| ARS Arceos Surface | 24L 24 LEDs<br>36L 36 LEDs | 4K 4000K<br>5K 5000K | 070 700mA     | 5M Type V Square<br>5R Type V Rectangle<br>5W Type V Wide | U 120-277V | BL Black<br>DB Dark Bronze<br>PS Platinum |



## GSL Garage/Surface LED Series\*

| Part Number  | Catalog Number | UPC Code      | Description                                                                                      | CA 03 | GA 27 | IL 06 | NJ 12 | TX 04 | Wt. each |
|--------------|----------------|---------------|--------------------------------------------------------------------------------------------------|-------|-------|-------|-------|-------|----------|
| 93081574     | GSL-15L        | 785988030972  | Garage/Canopy/Ceiling mount, 55w, 4000K, Symmetric/Asymmetric distribution, Gray                 | •     | •     | •     | •     |       | 13.8     |
| 93081576     | GSL-21L        | 785988030989  | Garage/Canopy/Ceiling mount, 75w, 4000K, Symmetric/Asymmetric distribution, Gray                 | •     | •     | •     | •     |       | 13.8     |
| 93081575     | GSL-15L-SCP    | 785988031795  | Garage/Canopy/Ceiling mount, 55w, 4000K, Symmetric/Asymmetric distribution, Gray, Motion Control | •     |       | •     | •     |       | 13.8     |
| 93081577     | GSL-21L-SCP    | 785988031801  | Garage/Canopy/Ceiling mount, 75w, 4000K, Symmetric/Asymmetric distribution, Gray, Motion Control | •     |       | •     | •     |       | 13.8     |
| GSLCS        | GSL-CS         | 5785988031771 | Comfort shield                                                                                   | •     |       | •     | •     |       | 0.5      |
| GSLSPC       | GSL-SPC        | 785988039234  | Vandal Guard                                                                                     | •     |       |       |       |       | 0.5      |
| GSLLENSM     | GSL-LENS-M     | -             | 15 and 21 LED lens for symmetrical Type V                                                        | •     |       |       |       |       | -        |
| GSLLENSR     | GSL-LENS-R     | -             | 15 and 21 LED lens for asymmetrical Type II rectangular                                          | •     |       |       |       |       | -        |
| GSLMTGPL     | GSL-MTG-PL     | -             | Hinged mounting plate                                                                            | •     |       |       |       |       | -        |
| GSLPROTECTOR | GSL-PROTECTOR  | -             | 15 KA surge protector                                                                            | •     |       |       |       |       | -        |


\*DesignLights Consortium® (DLC) qualified. Please refer to the DLC website for specific product qualifications at [www.designlights.org](http://www.designlights.org)



## S Series Vandal Resistant<sup>1</sup>

| Part Number | Catalog Number | UPC Code     | Description                                                                                      | CA 03 | GA 27 | IL 06 | NJ 12 | TX 04 | Wt. each |
|-------------|----------------|--------------|--------------------------------------------------------------------------------------------------|-------|-------|-------|-------|-------|----------|
| S970H       | S9-70H         | 785988005086 | Surface square, Wet location, 70w PS, Quad-Tap, Polycarbonate refractor, TP screws, Lamp, Bronze | •     |       |       | •     |       | 10.3     |

<sup>1</sup>Available while supplies last.



## NRG® 4000 LED Lumasquare® Series

**QS<sub>7</sub><sup>10</sup> 10-Day Quick-Ship Ordering Guide**  
Order Limit Per Luminaire Selection: 15 (Contact factory for larger quantities)


| CATALOG NUMBER       | DESCRIPTION                                   | CCT   | WT. EACH | LUMENS | WATTS |
|----------------------|-----------------------------------------------|-------|----------|--------|-------|
| NRG-4-30LU-4K-035-BZ | Ceiling mount, 35w, 30 LEDs, 120-277V, Bronze | 4000K | 13.9     | 3355   | 35w   |
| NRG-4-30LU-5K-035-BZ | Ceiling mount, 35w, 30 LEDs, 120-277V, Bronze | 5000K | 13.9     | 3543   | 35w   |
| NRG-4-30LU-4K-BZ     | Ceiling mount, 71w, 30 LEDs, 120-277V, Bronze | 4000K | 13.9     | 3355   | 35w   |
| NRG-4-30LU-5K-BZ     | Ceiling mount, 71w, 30 LEDs, 120-277V, Bronze | 5000K | 13.9     | 3543   | 35w   |



## CLED - Surface Mount Canopy



| Part Number      | Catalog Number       | UPC Code             | Description                                           | VA 08 | Wt. each |
|------------------|----------------------|----------------------|-------------------------------------------------------|-------|----------|
| CLEDHL7UNVS5WHMP | CLED-HL-7-UNV-S-5-WH | CLED-HL-7-UNV-S-5-WH | 14,754 lumens, 5100K, 120 watts, 123 LPW, White       | •     | 19.0     |
| CLEDHL7UNVS5DBMP | CLED-HL-7-UNV-S-5-DB | CLED-HL-7-UNV-S-5-DB | 14,754 lumens, 5100K, 120 watts, 123 LPW, Dark Bronze | •     | 19.0     |
| CLEDLL7UNVS5WHMP | CLED-LL-7-UNV-S-5-WH | CLED-LL-7-UNV-S-5-WH | 9,938 lumens, 5100K, 66 watts, 150 LPW, White         | •     | 19.0     |
| CLEDLW7UNVS5WHMP | CLED-LW-7-UNV-S-5-WH | CLED-LW-7-UNV-S-5-WH | 4,397 lumens, 5100K, 32 watts, 136 LPW, White         | •     | 19.0     |



## R Series Vandal Resistant<sup>1</sup>

| Part Number | Catalog Number | UPC Code     | Description                                                                                      | CA 03 | GA 27 | IL 06 | NJ 12 | TX 04 | Wt. each |
|-------------|----------------|--------------|--------------------------------------------------------------------------------------------------|-------|-------|-------|-------|-------|----------|
| R12100H     | R12-100H       | 785988005215 | Surface round, Wet location, 100w PS, Quad-Tap, Polycarbonate refractor, TP screws, Lamp, Bronze |       | •     |       |       |       | 15.0     |
| R970H       | R9-70H         | 785988005178 | Surface round, Wet location, 70w PS, Quad-Tap, Polycarbonate refractor, TP screws, Lamp, Bronze  | •     |       |       |       |       | 10.0     |
| R970S       | R9-70S         | 785988005185 | Surface round, Wet location, 70w HPS, Quad-Tap, Polycarbonate refractor, TP screws, Lamp, Bronze | •     |       |       |       |       | 10.0     |

<sup>1</sup>Available while supplies last.

\*DesignLights Consortium® (DLC) qualified. Please refer to the DLC website for specific product qualifications at [www.designlights.org](http://www.designlights.org)



## Multi-purpose Dusk-to-Dawn LED\*

| Part Number   | Catalog Number  | UPC Code     | Description                                                                    | CA 03 | GA 27 | IL 06 | NJ 12 | TX 04 | Wt. each |
|---------------|-----------------|--------------|--------------------------------------------------------------------------------|-------|-------|-------|-------|-------|----------|
| DDL9L1        | DDL-9L-1        | 785988030699 | Dusk-to-Dawn multi-purpose, 40w LED, 5000K, 120V, Gray, with arm               | •     | •     | •     | •     | •     | 7.0      |
| DDL9LU        | DDL-9LU         | 785988032945 | Dusk-to-Dawn multi-purpose, 40w LED, 5000K, 120-277V, Gray, with arm           | •     |       | •     | •     |       | 7.0      |
| DDL140L1      | DDL-140L1       | 785988031122 | Dusk-to-Dawn multi-purpose, High lumen, 43.5w LED, 5000K, 120V, Gray, with arm | •     | •     | •     | •     |       | 7.0      |
| DDL56L4K1NA   | DDL-56L-4K-1-NA | 785988031115 | Dusk-to-Dawn multi-purpose, 30w LED, 4000K, 120V, Grey, no arm                 | •     | •     | •     | •     |       | 7.0      |
| ARMDD24       | ARM-DD24        | 785988033287 | 24" arm for DDL (aluminum arm with hardware)                                   |       |       | •     | •     |       | -        |
| ARMDD30       | ARM-DD30        | 785988033294 | 30" arm for DDL (aluminum arm with hardware)                                   | •     |       | •     | •     |       | -        |
| DDLDRIVER120V | DDL-DRIVER-120V | -            | Driver for DDL-9L (120V)                                                       | •     |       |       |       |       | -        |
| DDLDRIVER140  | DDL-DRIVER-140  | -            | Driver for DDL-140L (120V)                                                     | •     |       |       |       |       | -        |
| DDLDRIVER56   | DDL-DRIVER-56   | -            | Driver for DDL-56L (120V)                                                      | •     |       |       |       |       | -        |
| DDLLENS140    | DDL-LENS-140    | -            | LED Symmetric lens for DDL-140L                                                | •     |       |       |       |       | -        |
| DDLLENS2      | DDL-LENS-2      | -            | LED Asymmetric lens for DDL-9L                                                 | •     |       |       |       |       | -        |
| DDLLENS5      | DDL-LENS-5      | -            | LED Symmetric lens for DDL-9L or DDL-56L                                       | •     |       |       |       |       | -        |
| DDLREFR       | DDL-REFR        | 78598831481  | Reflector for all DDL models                                                   |       | •     |       |       |       | -        |



## DD Series – Dusk to Dawn<sup>1</sup>

| Part Number | Catalog Number | UPC Code     | Description                                                                  | CA 03 | GA 27 | IL 06 | NJ 12 | TX 04 | Wt. each |
|-------------|----------------|--------------|------------------------------------------------------------------------------|-------|-------|-------|-------|-------|----------|
| DDR100S     | DDR-100S       | 785988466146 | 30" Alum arm, 12" Head, 100w HPS, 120V, Kit with lamp                        |       |       | •     |       |       | 7.0      |
| DDR5AP      | DDR-5AP        | 785988466184 | Replacement optical assembly with latches for DDR fixtures                   |       |       | •     |       |       | 2.0      |
| DDS65F      | DDS-65F        | 785988014248 | 24" Alum arm, 12" Screw-on optics, 65w CFL, 120V, Kit with lamp, UL approved | •     |       |       |       |       | 4.0      |

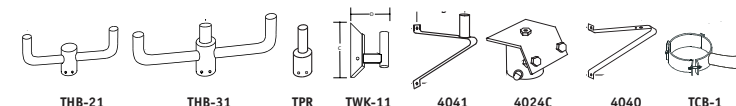
<sup>1</sup>Available while supplies last.

\*DesignLights Consortium® (DLC) qualified. Please refer to the DLC website for specific product qualifications at [www.designlights.org](http://www.designlights.org)



## LED Vaportites

| Part Number | Catalog Number | UPC Code     | Description                                                  | CA 03 | GA 27 | IL 06 | NJ 12 | TX 04 | Wt. each |
|-------------|----------------|--------------|--------------------------------------------------------------|-------|-------|-------|-------|-------|----------|
| VBGL1       | VBGL-1         | 785988030651 | Ceiling mount vaportite, 12w LED, 120-277V,, Platinum Silver | •     |       | •     | •     | •     | 3.5      |
| VWGL1       | VWGL-1         | 785988030668 | Wall mount vaportite, 12w LED, 120-277V,, Platinum Silver    | •     |       | •     | •     | •     | 3.6      |
| VGLBU       | VGL-BU         | -            | Blue globe                                                   | •     |       |       |       |       | 1.0      |
| VGLFG       | VGL-FG         | -            | Frosted globe                                                | •     |       | •     |       |       | 1.0      |
| VGLGN       | VGL-GN         | -            | Green globe                                                  | •     |       |       |       |       | 1.0      |
| VGLRD       | VGL-RD         | -            | Red globe                                                    | •     |       |       |       |       | 1.0      |
| VGLYW       | VGL-YW         | -            | Yellow globe                                                 | •     |       |       |       |       | 1.0      |
| VGLGUARD    | VGL-GUARD      | -            | Guard with set screws                                        | •     |       |       |       |       | 1.0      |



## Mounting Brackets & Accessories

| Part Number   | Catalog Number   | UPC Code     | Description                                    | CA 03 | GA 27 | IL 06 | NJ 12 | TX 04 | Wt. each |
|---------------|------------------|--------------|------------------------------------------------|-------|-------|-------|-------|-------|----------|
| 4024C         | 4024C            | 785988310326 | Slipfitter, 2 3/8" Tenon                       | •     | •     | •     | •     | •     | 2.0      |
| 4040          | 4040             | 785988310555 | Bracket, Wall mount                            | •     |       | •     | •     | •     | 5.0      |
| 4041          | 4041             | 785988310579 | Bracket, Wall mount                            | •     |       | •     | •     | •     | 7.0      |
| TCB1          | TCB-1            | 785988496501 | Pole clamp-on bracket, Bronze                  |       |       | •     |       |       | 15.0     |
| BHH2180PT20DB | BHH-2180-PT20-DB | 785988498420 | Accessory, Flood, Tenon, Two, Bronze           | •     | •     | •     | •     | •     | 12.0     |
| BHH3180PT20DB | BHH-3180-PT20-DB | 785988498437 | Accessory, Flood, Tenon, Three, Bronze         |       |       | •     | •     |       | 30.0     |
| TPR4          | TPR-4            | 785988500505 | Accessory, Flood, Tenon, Reducer, Pole, Bronze |       |       | •     |       |       | 9.0      |
| TWK11         | TWK-11           | 785988502202 | Bracket, Wall mount                            |       | •     | •     |       |       | 15.0     |



## PAR Lampholders


| Part Number | Catalog Number | UPC Code     | Description                                                 | CA 03 | GA 27 | IL 06 | NJ 12 | TX 04 | Wt. each |
|-------------|----------------|--------------|-------------------------------------------------------------|-------|-------|-------|-------|-------|----------|
| 30914ML     | 309-14-ML      | 785988205110 | Bullet lampholder, Black, 175w max PAR38/BR40, Univ. aiming | •     | •     | •     |       |       | 4.0      |
| 309M51ML    | 309-M51-ML     | 785988781010 | Bullet Lpholder, Bronze, 175w max PAR38/BR40, Univ. aiming  | •     | •     | •     |       |       | 3.0      |
| S302        | S-302          | 785988473854 | Slip-fitter, Pole top, 1/2" Hub, 2 3/8" Slip fit ,Gray      |       |       | •     |       |       | 1.0      |
| S302M51     | S-302-M51      | 785988473861 | Slip-fitter, Pole top, 1/2" Hub, 2 3/8" Slip fit , Bronze   |       |       | •     | •     | •     | 1.0      |

\*DesignLights Consortium® (DLC) qualified. Please refer to the DLC website for specific product qualifications at [www.designlights.org](http://www.designlights.org)



## Photo Controls

| Part Number | Catalog Number | UPC Code     | Description                              | CA 03 | GA 27 | IL 06 | NJ 12 | TX 04 | VA 08 | Wt. each |
|-------------|----------------|--------------|------------------------------------------|-------|-------|-------|-------|-------|-------|----------|
| PBT1        | PBT-1          | 785988260119 | Photo control, 120V, Button type         | •     | •     | •     | •     | •     | -     | 0.5      |
| PBT234      | PBT-234        | 785988260157 | Photo control, 208/240/277V, Button type | •     | •     | •     | •     | •     | -     | 0.5      |



## TRP Geometric Wall Sconces

| Part Number | Catalog Number | UPC Code     | Description                                                        | CA 03 | GA 27 | IL 06 | NJ 12 | TX 04 | VA 08 | Wt. each |
|-------------|----------------|--------------|--------------------------------------------------------------------|-------|-------|-------|-------|-------|-------|----------|
| TRP84F8WTBZ | TRP-84F8-WT-BZ | 785988019496 | Large Trapezoid sconce, 2x42w CFL, Quad, Wide throw, Bronze, Lamps | •     | •     |       |       |       |       | 18.0     |



### 10-Day Quick-Ship Ordering Guide

Order Limit Per Luminaire Selection: 15 (Contact factory for larger quantities)

| SERIES        | NUMBER OF LEDS | CCT                  | DRIVE CURRENT          | IES DIST.               | VOLTAGE    | FINISH                                    | OPTIONS                                                    |
|---------------|----------------|----------------------|------------------------|-------------------------|------------|-------------------------------------------|------------------------------------------------------------|
| TRP Trapezoid | 30L 30 LEDs    | 4K 4000K<br>5K 5000K | 350 350mA<br>053 525mA | 3 Type III<br>4 Type IV | U 120-277V | BL Black<br>DB Dark Bronze<br>PS Platinum | PCU Photocontrol 120V-277V<br>8F up to 8'<br>20F up to 20' |



## Laredo® LED Wallpacks



### 10-Day Quick-Ship Ordering Guide

Order Limit Per Luminaire Selection: 15 (Contact factory for larger quantities)

| SERIES            | NUMBER OF LEDS         | CCT                | DRIVE CURRENT            | IES DIST.               | FINISH    | OPTIONS                                                    |
|-------------------|------------------------|--------------------|--------------------------|-------------------------|-----------|------------------------------------------------------------|
| LMC Laredo Medium | 30LU 30 LEDs, 120-277V | 4K 4000<br>5K 5000 | BLANK 700mA<br>035 350mA | 3 Type III<br>4 Type IV | BZ Bronze | PCU Photocontrol 120V-277V<br>8F up to 8'<br>20F up to 20' |



## Square Straight Steel Poles

(pole shaft prepared with HV universal drill pattern on all four sides for use with Airo, Cimarron, MSV and Viper luminaires and includes covers for any unused holes)


| Part Number       | Catalog Number                           | UPC Code       | Description                                                                                                                                                                  | CA 03 | GA 27 | IL 06 | NJ 12 | TX 04 | VA 08 | Wt. each |
|-------------------|------------------------------------------|----------------|------------------------------------------------------------------------------------------------------------------------------------------------------------------------------|-------|-------|-------|-------|-------|-------|----------|
| SSSH2040A4HVDBRDC | SSS H 20 40 A 4HV DB RDC                 |                | Complete 20' pole assembly (includes 20' x 4" x .125" thick pole shaft, anchor bolt set, anchor bolt template, square base cover, pole cap), Dark bronze powder paint finish | •     | •     | •     | •     | •     | -     | -        |
| SSSH2040A4HVDBRDC | SSS H 20 40 A 4HV DB WPO                 | 785988 3896 1  | 20' x 4" x .125" wall pole shaft with welded base                                                                                                                            | •     | •     | •     | •     | •     | -     | 142      |
| TAB30M38          | TAB30M38                                 | 785988 49698 3 | 3/4" x 30" x 3" anchor bolt set (four bolts with hardware)                                                                                                                   | •     | •     | •     | •     | •     | -     | 15       |
| 93062959          | TMPLT-SSS-X-XX POLES                     | 785988 03205 1 | Anchor bolt template (DO NOT USE ON OTHER POLE DESIGNS)                                                                                                                      | •     | •     | •     | •     | •     | -     | -        |
| SBC4DB            | SBC4-DB                                  | 785988 72747 6 | 4" square base cover (10 1/2" square x 5" deep)                                                                                                                              | •     | •     | •     | •     | •     | -     | 2        |
| 20102389702       | 201-0238-9702 4IN SQUARE PLASTIC END CAP | 785988 00448 5 | 4" square pole cap                                                                                                                                                           | •     | •     | •     | •     | •     | -     | 1        |

| Part Number       | Catalog Number           | UPC Code       | Description                                                                                                                                                                  | CA 03 | GA 27 | IL 06 | NJ 12 | TX 04 | VA 08 | Wt. each |
|-------------------|--------------------------|----------------|------------------------------------------------------------------------------------------------------------------------------------------------------------------------------|-------|-------|-------|-------|-------|-------|----------|
| SSSH2540A4HVDBRDC | SSS H 25 40 A 4HV DB RDC |                | Complete 25' pole assembly (includes 25' x 4" x .125" thick pole shaft, anchor bolt set, anchor bolt template, square base cover, pole cap), Dark bronze powder paint finish | •     | •     | •     | •     | •     | -     | -        |
| SSSH2540A4HVDBWPO | SSS H 25 40 A 4HV DB WPO | 785988 3897 8  | 25' x 4" x .125" wall pole shaft with welded base                                                                                                                            | •     | •     | •     | •     | •     | -     | 175      |
| TAB30M38          | TAB30M38                 | 785988 49698 3 | 3/4" x 30" x 3" anchor bolt set (four bolts with hardware)                                                                                                                   | •     | •     | •     | •     | •     | -     | 15       |
| 93062959          | TMPLT-SSS-X-XX POLES     | 785988 03205 1 | Anchor bolt template (DO NOT USE ON OTHER POLE DESIGNS)                                                                                                                      | •     | •     | •     | •     | •     | -     | -        |
| SBC4DB            | SBC4-DB                  | 785988 72747 6 | 4" square base cover (10 1/2" square x 5" deep)                                                                                                                              | •     | •     | •     | •     | •     | -     | 2        |
| 20102389702       | 201-0238-9702            | 785988 00448 5 | 4" square pole cap                                                                                                                                                           | •     | •     | •     | •     | •     | -     | 1        |

| Part Number       | Catalog Number          | UPC Code       | Description                                                                                                                                                      | CA 03 | GA 27 | IL 06 | NJ 12 | TX 04 | VA 08 | Wt. each |
|-------------------|-------------------------|----------------|------------------------------------------------------------------------------------------------------------------------------------------------------------------|-------|-------|-------|-------|-------|-------|----------|
| SSSH3050B4HVDBRD  | SSSH 30 50B 4 HV DB RDC | 785988 03205 1 | Complete 30' pole assembly (30' x 5" x .188" thick pole shaft, anchor bolts, anchor bolt template, square base cover, pole cap), Dark bronze powder paint finish | -     | -     | -     | -     | -     | •     | -        |
| SSSH3050B4HVDBWPO | SSSH 30 50B 4 HV DB WPO | -              | 30' x 5" x .188" wall pole shaft with welded base                                                                                                                | -     | -     | -     | -     | -     | •     | 387      |
| TAB36M38          | TAB36M38                | 785988 03205 1 | 1" x 36" x 4" anchor bolt set (four bolts with hardware)                                                                                                         | -     | -     | -     | -     | -     | •     | 35       |
| 93062959          | TMPLT-SSS-X-XX POLES    | 785988 03205 1 | Anchor bolt template (DO NOT USE ON OTHER POLE DESIGNS)                                                                                                          | -     | -     | -     | -     | -     | •     | -        |
| SBC5DB            | SBC5-DB                 | 785988 72749 0 | 5" square base cover (10 1/2" square x 5" deep)                                                                                                                  | -     | -     | -     | -     | -     | •     | 2        |
| 20102389802       | 201-0238-9802           | 785988 00449 2 | 5" square pole cap                                                                                                                                               | -     | -     | -     | -     | -     | •     | 1        |

\*DesignLights Consortium® (DLC) qualified. Please refer to the DLC website for specific product qualifications at www.designlights.org

\*DesignLights Consortium® (DLC) qualified. Please refer to the DLC website for specific product qualifications at www.designlights.org



## Square Straight Steel Poles

**QS7 10** 10-Day Quick-Ship Ordering Guide  
Order Limit Per Luminaire Selection: 15 (Contact factory for larger quantities)

**CROSS SECTION**

SSS-H-16-40-A  
SSS-H-20-40-A  
SSS-H-25-40-A  
SSS-H-30-40-B

**LUMINAIRE MOUNTING TYPE<sup>1</sup>**

1 Single arm mount  
2 Two fixtures at 180°  
2L Two fixtures at 90°  
3T Three fixtures at 90°  
4 Four fixtures at 90°  
TA Tenon (2 3/8" OD)  
TB Tenon (2 7/8" OD)  
TC Tenon (3.5" OD)  
TR Removable Tenon (2.375 x 4.25)  
OT No drilling (includes pole cap)

**DRILL PATTERN**

HV Hubbell Outdoor HV Universal Drill Pattern (Combination S2 and B3/B4)

#2 DRILL PATTERN

**OPTIONS**

GFI 20 Amp GFCI receptacle and cover  
VM2 2nd mode vibration damper  
LAB Less anchor bolts

**FINISH**

BL Black  
DB Dark Bronze  
GR Gray  
PS Platinum Silver

**ORDERING INFORMATION**

| Catalog Number      | Height |        | Nominal Shaft Dimensions | Wall Thickness | Bolt Circle (suggested) | Bolt Circle (range) | Bolt Square (range) | Base Plate Square | Anchor bolt size | Bolt Projection | Pole weight |
|---------------------|--------|--------|--------------------------|----------------|-------------------------|---------------------|---------------------|-------------------|------------------|-----------------|-------------|
|                     | Feet   | Meters |                          |                |                         |                     |                     |                   |                  |                 |             |
| SSS-H-16-40-A-XX-XX | 16     | 4.9    | 4" square                | 0.125"         | 9"                      | 8" - 10"            | 5.66" - 7.07"       | 9"                | 3/4" x 30" x 3"  | 3.5             | 116         |
| SSS-H-20-40-A-XX-XX | 20     | 6.1    | 4" square                | 0.125"         | 9"                      | 8" - 10"            | 5.66" - 7.07"       | 9"                | 3/4" x 30" x 3"  | 3.5             | 142         |
| SSS-H-25-40-A-XX-XX | 25     | 7.6    | 4" square                | 0.125"         | 9"                      | 8" - 10"            | 5.66" - 7.07"       | 9"                | 3/4" x 30" x 3"  | 3.5             | 175         |
| SSS-H-30-40-B-XX-XX | 30     | 9.1    | 4" square                | .188"          | 11"                     | 10" - 12"           | 7.07" - 8.48"       | 10.50"            | 3/4" x 30" x 3"  | 3.5             | 304         |

<sup>1</sup> Allowable EPA with 1.3 gust factor. To determine max. pole loading weight, multiply allowable EPA by 30 lbs. Published allowable EPA values based upon calculations of Spaulding Lighting. Allowable EPA values for projects requiring AASHTO methodology are available upon request.

Note Factory supplied template must be used when setting anchor bolts. Hubbell Lighting will deny any claim for incorrect anchorage placement resulting from failure to use factory supplied template and anchor bolts.



## Pole Accessories

| Part Number | Catalog Number | UPC Code       | Description                                                                         | CA 03 | GA 27 | IL 06 | NJ 12 | TX 04 | Wt. each |
|-------------|----------------|----------------|-------------------------------------------------------------------------------------|-------|-------|-------|-------|-------|----------|
| TAB30M38    | TAB-30-M38     | 785988 49698 3 | 3/4" x 30" x 3" anchor bolt set (four individual bolts)                             | •     | •     | •     | •     | •     | -        |
| TAB36M38    | TAB-36-M38     | 785988 03205 1 | 1" x 36" x 4" anchor bolt set (four individual bolts)                               | •     | •     | •     | •     | •     | -        |
| SBC4DB      | SBC4-DB        | 785988 72747 6 | 4" square base cover (10 1/2" square x 5" deep)                                     | •     | •     | •     | •     | •     | -        |
| 20102389702 | 20102389702    | 785988 00448 5 | 4" square pole cap                                                                  | •     | •     | •     | •     | •     | -        |
| SSST4DB     | SSS-T4-DB      | 785988 72745 2 | Pole tenon adapter (removable) for 4" square straight steel pole with 11 gauge wall |       |       | •     | •     | •     | -        |

\*DesignLights Consortium® (DLC) qualified. Please refer to the DLC website for specific product qualifications at www.designlights.org



## Pole Accessories

**QS7 10** 10-Day Quick-Ship Ordering Guide  
Order Limit Per Luminaire Selection: 15 (Contact factory for larger quantities)

| Catalog Number                                                                       | Description                                                                    | EPA ft² (m²) | Weight lbs. (kg) |
|--------------------------------------------------------------------------------------|--------------------------------------------------------------------------------|--------------|------------------|
| <b>For use with: ARA3, CL1, CL1S, CR1, MAA, MSV, RCS, and RCL (#2 Drill Pattern)</b> |                                                                                |              |                  |
| SETA2-XX                                                                             | 4" Square pole top tenon adapter; 2 3/8" OD slipfitter for four fixtures (90°) | 0.4 (0.04)   | 22 (10)          |
| RETA2-XX                                                                             | 2-3/8" to 2-7/8" tenon top adapter for 4" round straight steel pole            | 0.4 (0.04)   | 22 (10)          |

Replace **XX** with color designation  
**BL** Black  
**DB** Dark Bronze



## Fresno Square or Round Bollard

**QS7 10** 10-Day Quick-Ship Ordering Guide  
Order Limit Per Luminaire Selection: 15 (Contact factory for larger quantities)

| SERIES            | SOURCE/WATTAGE                                                                  | COLOR          |
|-------------------|---------------------------------------------------------------------------------|----------------|
| FN1 Fresno Square | <b>LED</b>                                                                      | DB Dark Bronze |
| FN2 Fresno Round  | <b>12LU-3K</b> 12 LEDs, 31w, asymmetric distribution, 3000K, 120-277V, 50/60 Hz |                |
|                   | <b>12LU-5K</b> 12 LEDs, 31w, asymmetric distribution, 5000K, 120-277V, 50/60 Hz |                |
|                   | <b>24LU-3K</b> 24 LEDs, 62w, symmetric distribution, 3000K, 120-277V, 50/60 Hz  |                |
|                   | <b>24LU-5K</b> 24 LEDs, 62w, symmetric distribution, 5000K, 120-277V, 50/60 Hz  |                |

\*DesignLights Consortium® (DLC) qualified. Please refer to the DLC website for specific product qualifications at www.designlights.org



## Sportslighting (order individual components for 1000W)

| Part Number             | Catalog Number          | UPC Code     | Description                                                                                | CA 03 | GA 27 | IL 06 | NJ 12 | TX 04 | VA 08 | Wt. each | Ctn. Qty. | Price |
|-------------------------|-------------------------|--------------|--------------------------------------------------------------------------------------------|-------|-------|-------|-------|-------|-------|----------|-----------|-------|
| 7629905                 | 7629905                 |              | Lamp, 1000W Pulse Start MH                                                                 |       |       |       |       |       | ●     | 1.0      | EA        |       |
| LMP-1000W PS U CLR BT37 | LMP-1000W PS U CLR BT37 |              | Lamp, 1000w MH, SportsStar                                                                 |       |       |       |       |       | ●     | 1.0      | EA        |       |
| SLS1500H125L            | SLS-1500H-125-L         |              | Sportsliter 1500w MH, NEMA 2, 480V consists of: SLS-A1500H5 + SLS-R2 + 261-0734-9901       |       |       |       |       |       | ●     | 48.0     | EA        |       |
| SLS1500H128L            | SLS-1500H-128-L         |              | Sportsliter 1500w MH, NEMA 2, Quad-Tap consists of: SLS-A1500H8 + SLS-R2 + 261-0734-9901   |       |       |       |       |       | ●     | 48.0     | EA        |       |
| SLS1500H135L            | SLS-1500H-135-L         |              | Sportsliter, 1500w MH, NEMA 3, 480V consists of: SLS-A1500H5 + SLS-R3A + 261-0734-9901     |       |       |       |       |       | ●     | 51.0     | EA        |       |
| SLS1500H138L            | SLS-1500H-138-L         |              | Sportsliter, 1500w MH, NEMA 3, Quad-Tap consists of: SLS-A1500H8 + SLS-R3A + 261-0734-9901 |       |       |       |       |       | ●     | 51.0     | EA        |       |
| SLS1500H145L            | SLS-1500H-145-L         |              | Sportsliter, 1500w MH, NEMA 4, 480V consists of: SLS-A1500H5 + SLS-R4 + 261-0734-9901      |       |       |       |       |       | ●     | 51.0     | EA        |       |
| SLS1500H148L            | SLS-1500H-148-L         |              | Sportsliter, 1500w MH, NEMA 4, Quad-Tap consists of: SLS-A1500H8 + SLS-R4 + 261-0734-9901  |       |       |       |       |       | ●     | 51.0     | EA        |       |
| SLS1500H155L            | SLS-1500H-155-L         |              | Sportsliter, 1500w MH, NEMA 5, 480V consists of: SLS-A1500H5 + SLS-R5 + 261-0734-9901      |       |       |       |       |       | ●     | 51.0     | EA        |       |
| SLS1500H158L            | SLS-1500H-158-L         |              | Sportsliter, 1500w MH, NEMA 5, Quad-Tap consists of: SLS-A1500H8 + SLS-R5 + 261-0734-9901  |       |       |       |       |       | ●     | 51.0     | EA        |       |
| SLS1500H165L            | SLS-1500H-165-L         |              | Sportsliter, 1500w MH, NEMA 6, 480V consists of: SLSA1500H5 + SLS-R6 + 261-0734-9901       |       |       |       |       |       | ●     | 51.0     | EA        |       |
| SLS1500H168L            | SLS-1500H-168-L         |              | Sportsliter, 1500w MH, NEMA 6, Quad-Tap consists of: SLS-A1500H8 + SLS-R6 + 261-0734-9901  |       |       |       |       |       | ●     | 51.0     | EA        |       |
| SLS1000P5               | SLS-A1000P5             | 785988038985 | Sportliter ballast housing, 1000w pulse start MH, 480V                                     |       |       |       |       |       | ●     | 33.3     | EA        |       |
| SLS1000P8               | SLS-A1000P8             | 785988038992 | Sportliter ballast housing, 1000w pulse start MH, Quad-Tap                                 |       |       |       |       |       | ●     | 32.3     | EA        |       |
| SLSA1500H5              | SLSA-1500H5             | 785988561360 | Sportliter ballast housing, 1500w MH, 480V                                                 |       |       |       |       |       | ●     | 44.3     | EA        |       |
| SLSA1500H8              | SLSA-1500H8             | 785988561377 | Sportliter ballast housing, 1500w MH, Quad-Tap                                             |       |       |       |       |       | ●     | 44.6     | EA        |       |
| SLSR2                   | SLS-R2                  | 785988270828 | Reflector, NEMA 2                                                                          |       |       |       |       |       | ●     | 2.7      | EA        |       |
| SLSR3A                  | SLS-R3A                 | 785988270835 | Reflector, NEMA 3                                                                          |       |       |       |       |       | ●     | 2.7      | EA        |       |
| SLSR4                   | SLS-R4                  | 785988270842 | Reflector, NEMA 4                                                                          |       |       |       |       |       | ●     | 2.8      | EA        |       |
| SLSR5                   | SLS-R5                  | 785988270859 | Reflector, NEMA 5                                                                          |       |       |       |       |       | ●     | 13.0     | EA        |       |
| SLSR6                   | SLS-R6                  | 785988270828 | Reflector, NEMA 6                                                                          |       |       |       |       |       | ●     | 32.0     | EA        |       |

\*DesignLights Consortium® (DLC) qualified. Please refer to the DLC website for specific product qualifications at www.designlights.org



## Sportsliter Series Luminaire Integral Ballasted, Axial and Horizontal



### 10-Day Quick-Ship Ordering Guide

Order Limit Per Luminaire Selection: 15 (Contact factory for larger quantities)

**SLS** - [ ] - [ ] **8** - [ ] - **WH** - [ ]

**SERIES**  
SLS Sportsliter

**BALLAST**  
1 HPF

**VOLTAGE**  
5 480V  
8 QuadTap (120, 208, 240,277)

**OPTION**  
Blank None  
V2 12" External Visor (shipped separately)

**WATTAGE/SOURCE**  
1000P 1000w PS Metal Halide  
1500H 1500w Metal Halide

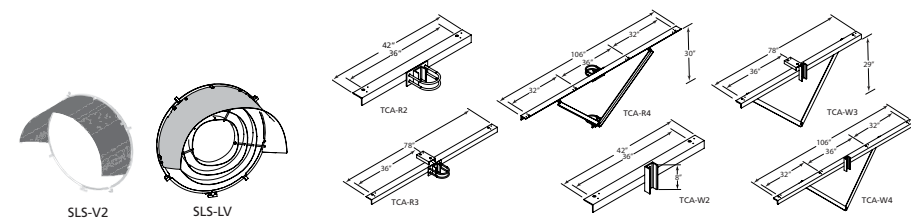
**BEAM DISTRIBUTION**  
N Narrow  
M Medium  
W Wide  
2 NEMA Type 2  
3 NEMA Type 3  
4 NEMA Type 4  
5 NEMA Type 5  
6 NEMA Type 6

**LAMP**  
Blank None  
L Lamp (shipped separately)



## Sportslighting Mounting Accessories

| Part Number | Catalog Number | UPC Code     | Description                           | CA 03 | GA 27 | IL 06 | NJ 12 | TX 04 | VA 08 | Wt. each | Ctn. Qty. | Price |  |
|-------------|----------------|--------------|---------------------------------------|-------|-------|-------|-------|-------|-------|----------|-----------|-------|--|
| 4024SLS     | 4024SLS        | 785988310401 | Slipfitter, Steel, 2-3/8" Tenon, Gray |       |       |       |       |       |       | ●        | 6.1       | EA    |  |



## Sportslighting Mounting Accessories



### 10-Day Quick-Ship Ordering Guide

Order Limit Per Luminaire Selection: 15 (Contact factory for larger quantities)

| CATALOG NUMBER | DESCRIPTION                                             |
|----------------|---------------------------------------------------------|
| 850-0163-0104  | Door frame, Lens assembly                               |
| SLSV2          | Visor                                                   |
| TCAR2          | Mounting bracket, Crossarm, Round steel pole, 2 Fixture |
| TCAR3          | Mounting bracket, Crossarm, Round steel pole, 3 Fixture |
| TCAR4          | Mounting bracket, Crossarm, Round steel pole, 4 Fixture |
| TCAW2          | Mounting bracket, Crossarm, Wood Pole, 2 Fixture        |
| TCAW3          | Mounting bracket, Crossarm, Wood Pole, 3 Fixture        |
| TCAW4          | Mounting bracket, Crossarm, Wood Pole, 4 Fixture        |

\*DesignLights Consortium® (DLC) qualified. Please refer to the DLC website for specific product qualifications at www.designlights.org

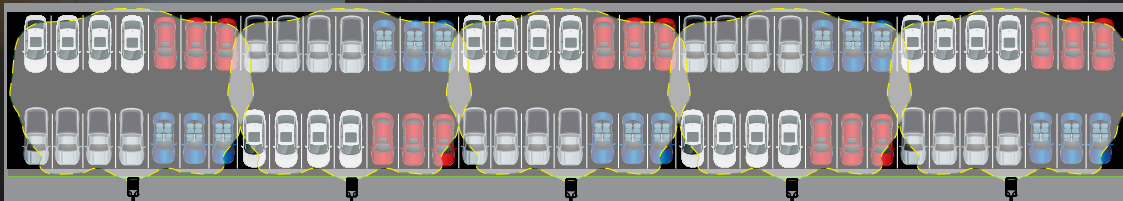
# ArcheType® X Advantage



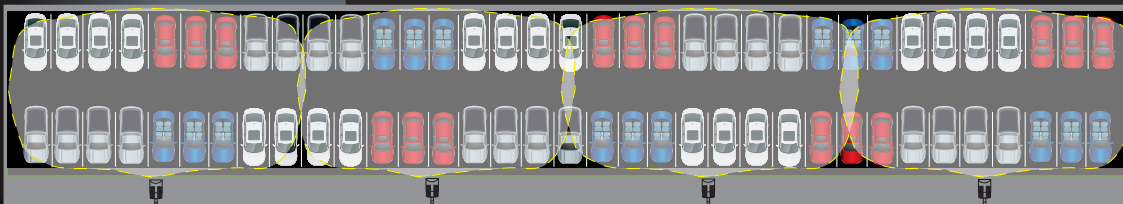
## Fewest Fixtures wins...

With ArcheType® X, not only do you get cost savings from improved efficiency and uniformity, there are thousands of dollars in savings per pole eliminated because of the reduced cost of trenching, wiring, controls, sensors, installation and maintenance.

Traditional Fixtures



Type X Fixtures



For the same size parking lot Type X requires only 4 fixtures.



### ARX09 - ArcheType® X Site/Area

- Independently aimed LEAR™ modules
- 355° rotation and 70° tilt module adjustment
- User-defined Type X distributions
- Traditional NEMA distributions available



#### 10-Day Quick-Ship Ordering Guide

Order Limit Per Luminaire Selection: 25 (Contact factory for larger quantities)

| ARX09QS | 3            | 4K                | 60            | UV          | DB             | ST          | FOR 4" RD_POLE            |
|---------|--------------|-------------------|---------------|-------------|----------------|-------------|---------------------------|
| FIXTURE | DISTRIBUTION | ELECTRICAL MODULE |               |             | FINISH         | ARM SUPPORT | ARM                       |
|         | 1 Type I     | Color Temp.       | Drive Current | Voltages    | DB Dark Bronze | ST Straight | For SQ_POLE Square Pole   |
|         | 2 Type II    | 4K 4000K          | 35 350mA      | UV 120-277V |                |             | For 4" RD_POLE Round Pole |
|         | 3 Type III   |                   | 40 400mA      |             |                |             |                           |
|         | 4 Type IV    |                   | 45 450mA      |             |                |             |                           |
|         | 5 Type V     |                   | 50 500mA      |             |                |             |                           |
|         | L Left       |                   | 55 550mA      |             |                |             |                           |
|         | R Right      |                   | 60 600mA      |             |                |             |                           |
|         |              |                   | 65 650mA      |             |                |             |                           |
|         |              |                   | 70 700mA      |             |                |             |                           |

For Pole Spec Select: [http://www.kimlighting.com/products/arms\\_and\\_poles/](http://www.kimlighting.com/products/arms_and_poles/)  
 For Control Spec Select: <http://trpsl.com/index.html>



### ARX16 - ArcheType® X Site/Area

- Independently aimed LEAR™ modules
- 355° rotation and 70° tilt module adjustment
- User-defined Type X distributions
- Traditional NEMA distributions available



#### 10-Day Quick-Ship Ordering Guide

Order Limit Per Luminaire Selection: 25 (Contact factory for larger quantities)

| ARX16QS | 3            | 4K                | 60            | UV          | DB             | ST          | FOR 4" RD_POLE            |
|---------|--------------|-------------------|---------------|-------------|----------------|-------------|---------------------------|
| FIXTURE | DISTRIBUTION | ELECTRICAL MODULE |               |             | FINISH         | ARM SUPPORT | ARM                       |
|         | 1 Type I     | Color Temp.       | Drive Current | Voltages    | DB Dark Bronze | ST Straight | For SQ_POLE Square Pole   |
|         | 2 Type II    | 4K 4000K          | 35 350mA      | UV 120-277V |                |             | For 4" RD_POLE Round Pole |
|         | 3 Type III   |                   | 40 400mA      |             |                |             |                           |
|         | 4 Type IV    |                   | 45 450mA      |             |                |             |                           |
|         | 5 Type V     |                   | 50 500mA      |             |                |             |                           |
|         | L Left       |                   | 55 550mA      |             |                |             |                           |
|         | R Right      |                   | 60 600mA      |             |                |             |                           |
|         |              |                   | 65 650mA      |             |                |             |                           |
|         |              |                   | 70 700mA      |             |                |             |                           |

For Pole Spec Select: [http://www.kimlighting.com/products/arms\\_and\\_poles/](http://www.kimlighting.com/products/arms_and_poles/)  
 For Control Spec Select: <http://trpsl.com/index.html>



### Altitude™ LED with PicoPrism®

- Tool-less wire access and Speed Mount for easy installation
- 0-10V dimming drivers standard
- IP66 certified

#### QS 10 10-Day Quick-Ship Ordering Guide

Order Limit Per Luminaire Selection: 25 (Contact factory for larger quantities)

|                         |                                          |                |                                                                     |                                                      |
|-------------------------|------------------------------------------|----------------|---------------------------------------------------------------------|------------------------------------------------------|
| <b>ALT3P70</b>          | <b>60L4K</b>                             | <b>UV</b>      | <b>BL</b>                                                           | <b>FOR 4" RD_POLE</b>                                |
| <b>FIXTURE</b>          | <b>SOURCE</b>                            | <b>VOLTAGE</b> | <b>FIXTURE FINISH</b>                                               | <b>ARM</b>                                           |
| ALT3P70 Type III, 700mA | 60L4K 60LED 4000K<br>120L4K 120LED 4000K | UV 120 - 277V  | BL Black<br>DB Dark Bronze<br>SG Stealth Gray<br>PS Platinum Silver | For SQ_POLE Square Pole<br>For 4" RD_POLE Round Pole |



### WARP9® LED with PicoPrism®

- Patented low profile luminaire
- Full Cutoff PicoPrism technology
- 0-10V dimming drivers standard
- Optical module is IP66 certified

#### QS 10 10-Day Quick-Ship Ordering Guide

Order Limit Per Luminaire Selection: 25 (Contact factory for larger quantities)

|                                                      |                                          |                |                                                                     |                                                       |
|------------------------------------------------------|------------------------------------------|----------------|---------------------------------------------------------------------|-------------------------------------------------------|
| <b>WP9S3P70</b>                                      | <b>60L4K</b>                             | <b>UV</b>      | <b>BL</b>                                                           | <b>FOR 4" RD_POLE</b>                                 |
| <b>FIXTURE</b>                                       | <b>SOURCE</b>                            | <b>VOLTAGE</b> | <b>FIXTURE FINISH</b>                                               | <b>ARM</b>                                            |
| WP9S3P70 Type III, 700mA<br>WP9L3P70 Type III, 700mA | 60L4K 60LED 4000K<br>120L4K 120LED 4000K | UV 120 - 277V  | BL Black<br>DB Dark Bronze<br>SG Stealth Gray<br>PS Platinum Silver | For SQ_POLE Square Pole<br>For 4" RD_POLE Round Pole* |

\*Will fit 4" to 5" poles



### WARP9® LED with PicoEmitter®

- Patented low profile luminaire
- Full Cutoff PicoEmitter technology
- 0-10V dimming drivers standard
- Optical module is IP66 certified

#### QS 10 10-Day Quick-Ship Ordering Guide

Order Limit Per Luminaire Selection: 25 (Contact factory for larger quantities)

|                                                      |                                          |                |                                                                     |                                                       |
|------------------------------------------------------|------------------------------------------|----------------|---------------------------------------------------------------------|-------------------------------------------------------|
| <b>WP9S3P70</b>                                      | <b>60L4K</b>                             | <b>UV</b>      | <b>BL</b>                                                           | <b>FOR 4" RD_POLE</b>                                 |
| <b>FIXTURE</b>                                       | <b>SOURCE</b>                            | <b>VOLTAGE</b> | <b>FIXTURE FINISH</b>                                               | <b>ARM</b>                                            |
| WP9S3E35 Type III, 350mA<br>WP9L3E35 Type III, 350mA | 60L4K 60LED 4000K<br>120L4K 120LED 4000K | UV 120 - 277V  | BL Black<br>DB Dark Bronze<br>SG Stealth Gray<br>PS Platinum Silver | For SQ_POLE Square Pole<br>For 4" RD_POLE Round Pole* |

\*Will fit 4" to 5" poles



### The Archetype® LED with PicoEmitter®

- Patented low profile luminaire
- Full Cutoff PicoEmitter technology
- 0-10V dimming drivers standard
- Optical module is IP66 certified

#### QS 10 10-Day Quick-Ship Ordering Guide

Order Limit Per Luminaire Selection: 25 (Contact factory for larger quantities)

|                                                   |                                          |                |                                                                     |                                                       |
|---------------------------------------------------|------------------------------------------|----------------|---------------------------------------------------------------------|-------------------------------------------------------|
| <b>SAR3E35</b>                                    | <b>60L4K</b>                             | <b>UV</b>      | <b>BL</b>                                                           | <b>FOR 4" RD_POLE</b>                                 |
| <b>FIXTURE</b>                                    | <b>SOURCE</b>                            | <b>VOLTAGE</b> | <b>FIXTURE FINISH</b>                                               | <b>ARM</b>                                            |
| SAR3E35 Type III, 350mA<br>AR3E35 Type III, 350mA | 60L4K 60LED 4000K<br>120L4K 120LED 4000K | UV 120 - 277V  | BL Black<br>DB Dark Bronze<br>SG Stealth Gray<br>PS Platinum Silver | For SQ_POLE Square Pole<br>For 4" RD_POLE Round Pole* |

\*Will fit 4" to 5" poles



### The Archetype® HID

- Efficient, effective downward control of light with full uplight cutoff
- Easy-access, tool-less latches for lower maintenance

#### QS 10 10-Day Quick-Ship Ordering Guide

Order Limit Per Luminaire Selection: 25 (Contact factory for larger quantities)

|                               |                                    |                |                                                                     |                                                       |
|-------------------------------|------------------------------------|----------------|---------------------------------------------------------------------|-------------------------------------------------------|
| <b>SAR3</b>                   | <b>150PMH</b>                      | <b>UV</b>      | <b>BL</b>                                                           | <b>FOR 4" RD_POLE</b>                                 |
| <b>FIXTURE</b>                | <b>SOURCE</b>                      | <b>VOLTAGE</b> | <b>FIXTURE FINISH</b>                                               | <b>ARM</b>                                            |
| SAR3 Type III<br>AR3 Type III | 150PMH 150W PMH<br>400PMH 400W PMH | UV 120 - 277V  | BL Black<br>DB Dark Bronze<br>SG Stealth Gray<br>PS Platinum Silver | For SQ_POLE Square Pole<br>For 4" RD_POLE Round Pole* |

\*Will fit 4" to 5" poles



### ARFX09 - ArcheType® X Flood

- Independently aimed LEAR™ modules
- 355° rotation and 70° tilt module adjustment and -5° to +25° housing adjustment
- User-defined Type X distributions
- Traditional NEMA distributions available

#### QS 10 10-Day Quick-Ship Ordering Guide

Order Limit Per Luminaire Selection: 25 (Contact factory for larger quantities)

|                 |                                                       |                          |                                                                                                               |                         |                |
|-----------------|-------------------------------------------------------|--------------------------|---------------------------------------------------------------------------------------------------------------|-------------------------|----------------|
| <b>ARFX09QS</b> | <b>MF</b>                                             | <b>4K</b>                | <b>60</b>                                                                                                     | <b>UV</b>               | <b>DB</b>      |
| <b>FIXTURE</b>  | <b>DISTRIBUTION</b>                                   | <b>ELECTRICAL MODULE</b> |                                                                                                               |                         | <b>FINISH</b>  |
|                 | WF Wide Flood<br>VF Vertical Flood<br>MF Medium Flood | Color Temp.<br>4K 4000K  | Drive Current<br>35 350mA<br>40 400mA<br>45 450mA<br>50 500mA<br>55 550mA<br>60 600mA<br>65 650mA<br>70 700mA | Voltages<br>UV 120-277V | DB Dark Bronze |

For Pole Spec Select: [http://www.kimlighting.com/products/arms\\_and\\_poles/](http://www.kimlighting.com/products/arms_and_poles/)  
For Control Spec Select: <http://trpssl.com/index.html>





### ARFX16 - ArcheType® X Flood

- Independently aimed LEAR™ modules
- 355° rotation and 70° tilt module adjustment and -5° to +25° housing adjustment
- User-defined Type X distributions
- Traditional NEMA distributions available

**QS7 10** 10-Day Quick-Ship Ordering Guide  
Order Limit Per Luminaire Selection: 25 (Contact factory for larger quantities)

| ARFX16QS       | MF                  | 4K                       | 60                   | UV              | DB             |
|----------------|---------------------|--------------------------|----------------------|-----------------|----------------|
| <b>FIXTURE</b> | <b>DISTRIBUTION</b> | <b>ELECTRICAL MODULE</b> |                      |                 | <b>FINISH</b>  |
|                | WF Wide Flood       | <u>Color Temp.</u>       | <u>Drive Current</u> | <u>Voltages</u> | DB Dark Bronze |
|                | VF Vertical Flood   | 4K 4000K                 | 35 350mA             | UV 120-277V     |                |
|                | MF Medium Flood     |                          | 40 400mA             |                 |                |
|                |                     |                          | 45 450mA             |                 |                |
|                |                     |                          | 50 500mA             |                 |                |
|                |                     |                          | 55 550mA             |                 |                |
|                |                     |                          | 60 600mA             |                 |                |
|                |                     |                          | 65 650mA             |                 |                |
|                |                     |                          | 70 700mA             |                 |                |

For Pole Spec Select: [http://www.kimlighting.com/products/arms\\_and\\_poles/](http://www.kimlighting.com/products/arms_and_poles/)  
For Control Spec Select: <http://trpsl.com/index.html>



### ARWX09 - ArcheType® X Wall

- Independently aimed LEAR™ modules
- 355° rotation and 70° tilt module adjustment and -5° to +25° housing adjustment
- User-defined Type X distributions
- Traditional NEMA distributions available

**QS7 10** 10-Day Quick-Ship Ordering Guide  
Order Limit Per Luminaire Selection: 25 (Contact factory for larger quantities)

| ARWX09QS       | D                      | 3                   | 4K                       | 60                   | UV              | DB             |
|----------------|------------------------|---------------------|--------------------------|----------------------|-----------------|----------------|
| <b>FIXTURE</b> | <b>MOUNT DIRECTION</b> | <b>DISTRIBUTION</b> | <b>ELECTRICAL MODULE</b> |                      |                 | <b>FINISH</b>  |
|                | D Down                 | 1 Type I            | <u>Color Temp.</u>       | <u>Drive Current</u> | <u>Voltages</u> | DB Dark Bronze |
|                |                        | 2 Type II           | 4K 4000K                 | 35 350mA             | UV 120-277V     |                |
|                |                        | 3 Type III          |                          | 40 400mA             |                 |                |
|                |                        | 4 Type IV           |                          | 45 450mA             |                 |                |
|                |                        |                     |                          | 50 500mA             |                 |                |
|                |                        |                     |                          | 55 550mA             |                 |                |
|                |                        |                     |                          | 60 600mA             |                 |                |
|                |                        |                     |                          | 65 650mA             |                 |                |
|                |                        |                     |                          | 70 700mA             |                 |                |

For Pole Spec Select: [http://www.kimlighting.com/products/arms\\_and\\_poles/](http://www.kimlighting.com/products/arms_and_poles/)  
For Control Spec Select: <http://trpsl.com/index.html>



### VRB1 Vandal Resistant Round Bollard LED

- Horizontal louvers provide 360° of down-lighting with total lamp source cutoff above 90° horizontal
- For lighting walkways and landscaped areas where fixtures are viewable from all directions

**QS7 10** 10-Day Quick-Ship Ordering Guide  
Order Limit Per Luminaire Selection: 25 (Contact factory for larger quantities)

| VRB1           | 20L4K             | UV             | BL                    |
|----------------|-------------------|----------------|-----------------------|
| <b>FIXTURE</b> | <b>SOURCE</b>     | <b>VOLTAGE</b> | <b>FIXTURE FINISH</b> |
|                | 20L4K 20LED 4000K | UV 120 - 277V  | BL Black              |
|                |                   |                | DB Dark Bronze        |
|                |                   |                | SG Stealth Gray       |
|                |                   |                | PS Platinum Silver    |



### ARWX16 - ArcheType® X Wall

- Independently aimed LEAR™ modules
- 355° rotation and 70° tilt module adjustment and -5° to +25° housing adjustment
- User-defined Type X distributions
- Traditional NEMA distributions available

**QS7 10** 10-Day Quick-Ship Ordering Guide  
Order Limit Per Luminaire Selection: 25 (Contact factory for larger quantities)

| ARWX16QS       | D                      | 3                   | 4K                       | 60                   | UV              | DB             |
|----------------|------------------------|---------------------|--------------------------|----------------------|-----------------|----------------|
| <b>FIXTURE</b> | <b>MOUNT DIRECTION</b> | <b>DISTRIBUTION</b> | <b>ELECTRICAL MODULE</b> |                      |                 | <b>FINISH</b>  |
|                | D Down                 | 1 Type I            | <u>Color Temp.</u>       | <u>Drive Current</u> | <u>Voltages</u> | DB Dark Bronze |
|                |                        | 2 Type II           | 4K 4000K                 | 35 350mA             | UV 120-277V     |                |
|                |                        | 3 Type III          |                          | 40 400mA             |                 |                |
|                |                        | 4 Type IV           |                          | 45 450mA             |                 |                |
|                |                        |                     |                          | 50 500mA             |                 |                |
|                |                        |                     |                          | 55 550mA             |                 |                |
|                |                        |                     |                          | 60 600mA             |                 |                |
|                |                        |                     |                          | 65 650mA             |                 |                |
|                |                        |                     |                          | 70 700mA             |                 |                |

For Pole Spec Select: [http://www.kimlighting.com/products/arms\\_and\\_poles/](http://www.kimlighting.com/products/arms_and_poles/)  
For Control Spec Select: <http://trpsl.com/index.html>



### WD14 - Wall Director® LED

- Full Cutoff PicoEmitter technology
- Sealed optical chamber, IP66 certified
- 0-10V dimming drivers standard

#### QS 10-Day Quick-Ship Ordering Guide

Order Limit Per Luminaire Selection: 25 (Contact factory for larger quantities)

|                                                     |                   |                |                                                                                                 |
|-----------------------------------------------------|-------------------|----------------|-------------------------------------------------------------------------------------------------|
| <b>WD14D</b>                                        | <b>60L4K</b>      | <b>UV</b>      | <b>DB</b>                                                                                       |
| <b>FIXTURE</b>                                      | <b>SOURCE</b>     | <b>VOLTAGE</b> | <b>FIXTURE FINISH</b>                                                                           |
| WD14D3E35 Wall Director 14" - DOWN, Type III, 350mA | 60L4K 60LED 4000K | UV 120 - 277V  | <b>BL</b> Black<br><b>DB</b> Dark Bronze<br><b>SG</b> Stealth Gray<br><b>PS</b> Platinum Silver |



### AFL10 LED - Architectural Flood

- Three beam patterns Wide Flood, Vertical Flood, Narrow Flood, Die-cast housing with integral cooling ribs
- A variety of mounting options and standard or heavy duty swivel

#### QS 10-Day Quick-Ship Ordering Guide

Order Limit Per Luminaire Selection: 25 (Contact factory for larger quantities)

|                  |                     |                |            |                                    |                |                |
|------------------|---------------------|----------------|------------|------------------------------------|----------------|----------------|
| <b>AFL10 LED</b> | <b>WF</b>           | <b>54</b>      | <b>4K</b>  | <b>50</b>                          | <b>UV</b>      | <b>DB</b>      |
| <b>FIXTURE</b>   | <b>DISTRIBUTION</b> | <b># LED'S</b> | <b>CCT</b> | <b>DRIVE CURRENT</b>               | <b>VOLTAGE</b> | <b>COLOR</b>   |
|                  | WF Wide Flood       | 54 54 LEDs     | 4K 4000K   | <b>35</b> 350mA<br><b>50</b> 500mA | UV 120-277V    | DB Dark Bronze |



### KSS - Square Steel Poles, 4" (Non Tapered)

- Pre-drilled holes for any mounting configuration
- Galvanized solid steel anchor bolts
- Standard base cover

#### QS 10-Day Quick-Ship Ordering Guide

Order Limit Per Luminaire Selection: 25 (Contact factory for larger quantities)

|                                                                     |                                   |                                                                                                 |
|---------------------------------------------------------------------|-----------------------------------|-------------------------------------------------------------------------------------------------|
| <b>KSS20</b>                                                        | <b>4120A</b>                      | <b>DB</b>                                                                                       |
| <b>LENGTH</b>                                                       | <b>GAUGE</b>                      | <b>FIXTURE FINISH</b>                                                                           |
| <b>KSS16</b> 16 ft.<br><b>KSS20</b> 19.5 ft.<br><b>KSS25</b> 25 ft. | 4120A 4" x 11 Gauge, single mount | <b>BL</b> Black<br><b>DB</b> Dark Bronze<br><b>SG</b> Stealth Gray<br><b>PS</b> Platinum Silver |



### KRS - Round Steel Poles, 4" (Non Tapered)

- Pre-drilled holes for any mounting configuration
- Galvanized solid steel anchor bolts
- Standard base cover

#### QS 10-Day Quick-Ship Ordering Guide

Order Limit Per Luminaire Selection: 25 (Contact factory for larger quantities)

|                                              |                                   |                                                                                                 |
|----------------------------------------------|-----------------------------------|-------------------------------------------------------------------------------------------------|
| <b>KRS14</b>                                 | <b>4120A</b>                      | <b>BL</b>                                                                                       |
| <b>LENGTH</b>                                | <b>GAUGE/MOUNT</b>                | <b>FIXTURE FINISH</b>                                                                           |
| <b>KRS14</b> 14 ft.<br><b>KRS20</b> 19.5 ft. | 4120A 4" x 11 Gauge, single mount | <b>BL</b> Black<br><b>DB</b> Dark Bronze<br><b>SG</b> Stealth Gray<br><b>PS</b> Platinum Silver |



### 4348 - Sign/Wall Lighter Accent Lighting

- Linear luminaire for site and wall wash applications
- Unique swivel mount provides superior aiming without loosening over time

#### QS 10-Day Quick-Ship Ordering Guide

Order Limit Per Luminaire Selection: 25 (Contact factory for larger quantities)

|               |                                                |                                                                   |
|---------------|------------------------------------------------|-------------------------------------------------------------------|
| <b>4348</b>   | <b>P70/32L4KUV</b>                             | <b>BL</b>                                                         |
| <b>LENGTH</b> | <b>SOURCE</b>                                  | <b>FIXTURE FINISH</b>                                             |
| 4348 49 in.   | P70/32L4KUV 700mA, 32 LEDs, 4000K, 120 to 277V | <b>BL</b> Black<br><b>DB</b> Dark Bronze<br><b>VG</b> Verde Green |



### Micro-Flood - Accent Lighting

- Unique swivel mount provides superior aiming without loosening over time

| Part Number       | Catalog Number    | UPC Code | Description                                             | CA 03 | GA 27 | IL 06 | NJ 12 | TX 04 | Wt. each | # on Pallet |
|-------------------|-------------------|----------|---------------------------------------------------------|-------|-------|-------|-------|-------|----------|-------------|
| EL218F3/8L3KUV/BL | EL218F3/8L3KUV/BL |          | 10W, 8 LED's, 3000K, 120-277V, Die-Cast Aluminum, Black | •     |       |       |       |       | 3        |             |
| EL218F3/8L3KUV/GR | EL218F3/8L3KUV/GR |          | 10W, 8 LED's, 3000K, 120-277V, Die-Cast Aluminum, Green | •     |       |       |       |       | 3        |             |
| BD215BL           | BD215BL           |          | Barn Door for Micro-Flood, Black                        | •     |       |       |       |       | 3        |             |
| FH215BL           | FH215/BL          |          | Fixed Hood for Micro-Flood, Black                       | •     |       |       |       |       | 3        |             |



### Minivault - In-Grade Lighting

- In-grade and above grade components are solid heavy cast brass
- 3 diode energy efficient LED models

| Part Number     | Catalog Number  | UPC Code | Description                                               | CA 03 | GA 27 | IL 06 | NJ 12 | TX 04 | Wt. each | # on Pallet |
|-----------------|-----------------|----------|-----------------------------------------------------------|-------|-------|-------|-------|-------|----------|-------------|
| LTV768/9L3KUVNB | LTV768/9L3KUVNB |          | 10W, 9 LED's, 3000K, 120-277V, Wide Flood, Die-Cast Brass | •     |       |       |       |       | 5        |             |



### Ravenna Highlighter

- Available in both 12 volt and 120 volt
- Elegance and style in leaf-like design with slender body that blends into natural surroundings

| Part Number | Catalog Number | UPC Code | Description                                        | CA 03 | GA 27 | IL 06 | NJ 12 | TX 04 | Wt. each | # on Pallet |
|-------------|----------------|----------|----------------------------------------------------|-------|-------|-------|-------|-------|----------|-------------|
| KLVL171BL   | KLVL171BL      |          | 10W, 3 LED's, 3000K, 12V, Die-Cast Alum, Black     | •     |       |       |       |       | 5        |             |
| KLVL176NB   | KLVL176NB      |          | 10W, 3 LED's, 3000K, 12V, Die-Cast Brass, Natural  | •     |       |       |       |       | 5        |             |
| BNL176NB    | BNL176NB       |          | 10W, 3 LED's, 3000K, 120V, Die-Cast Brass, Natural | •     |       |       |       |       | 5        |             |



### Ravenna Lowlighter

- Available in both 12 volt and 120 volt
- Elegance and style in leaf-like design with slender body that blends into natural surroundings

| Part Number | Catalog Number | UPC Code | Description                                        | CA 03 | GA 27 | IL 06 | NJ 12 | TX 04 | Wt. each | # on Pallet |
|-------------|----------------|----------|----------------------------------------------------|-------|-------|-------|-------|-------|----------|-------------|
| KLVL271BL   | KLVL271BL      |          | 10W, 3 LED's, 3000K, 12V, Die-Cast Alum, Black     | •     |       |       |       |       | 5        |             |
| KLVL276NB   | KLVL276NB      |          | 10W, 3 LED's, 3000K, 12V, Die-Cast Brass, Natural  | •     |       |       |       |       | 5        |             |
| BNL276NB    | BNL276NB       |          | 10W, 3 LED's, 3000K, 120V, Die-Cast Brass, Natural | •     |       |       |       |       | 5        |             |
| ELL271BL    | ELL271BL       |          | 10W, 3 LED's, 3000K, 120V, Die-Cast Alum, Black    | •     |       |       |       |       | 5        |             |



### Round Hood - Accent Lighting

- Unique swivel mount provides superior aiming without loosening over time
- Die-cast aluminum with powder coat paint finish

| Part Number | Catalog Number | UPC Code | Description                    | CA 03 | GA 27 | IL 06 | NJ 12 | TX 04 | Wt. each | # on Pallet |
|-------------|----------------|----------|--------------------------------|-------|-------|-------|-------|-------|----------|-------------|
| KLVL202BL   | KLVL202BL      |          | 10W, 3LED's, 3000K, 12V, Black | •     |       |       |       |       | 2        |             |
| KLVL202GR   | KLVL202GR      |          | 10W, 3LED's, 3000K, 12V, Black | •     |       |       |       |       | 2        |             |



### Scarab - Accent Lighting

- LED light sources with sealed light engine
- Spot illumination for dramatic lighting, narrow flood distributions for accent lighting
- Unique swivel mount provides superior aiming without loosening over time

| Part Number        | Catalog Number     | UPC Code | Description                                           | CA 03 | GA 27 | IL 06 | NJ 12 | TX 04 | Wt. each | # on Pallet |
|--------------------|--------------------|----------|-------------------------------------------------------|-------|-------|-------|-------|-------|----------|-------------|
| C700F3/7L3KUV/NB   | C700F3/7L3KUV/NB   |          | 9W, 7 LED's, 3000K, 120-277V, Die-Cast Brass, Natural | •     |       |       |       |       | 5        |             |
| EL700F3/7L3KUV/BL  | EL700F3/7L3KUV/BL  |          | 9W, 7 LED's, 3000K, 120-277V, Die-Cast Alum, Black    | •     |       |       |       |       | 3        |             |
| EL700F3/9L3KUV/BL  | EL700F3/9L3KUV/BL  |          | 11W, 9 LED's, 3000K, 120-277V, Die-Cast Alum, Black   | •     |       |       |       |       | 3        |             |
| EL700F3/12L3KUV/BL | EL700F3/12L3KUV/BL |          | 14W, 12 LED's, 3000K, 120-277V, Die-Cast Alum, Black  | •     |       |       |       |       | 3        |             |
| KLVL711BL          | KLVL711BL          |          | 10W, 3 LED's, 3000K, 12V, Die-Cast Alum, Black        | •     |       |       |       |       | 2        |             |
| KLVL716NB          | KLVL716NB          |          | 10W, 3 LED's, 3000K, 12V, Die-Cast Brass, Natural     | •     |       |       |       |       | 2        |             |



### Sign/Wall Lighter Accent Lighting

- Linear luminaire for site and wall wash applications
- Unique swivel mount provides superior aiming without loosening over time

| Part Number       | Catalog Number    | UPC Code | Description                                   | CA 03 | GA 27 | IL 06 | NJ 12 | TX 04 | Wt. each | # on Pallet |
|-------------------|-------------------|----------|-----------------------------------------------|-------|-------|-------|-------|-------|----------|-------------|
| 4348P70/32L4KUVDB | 4348P70/32L3KUVDB |          | 74W, 32 LED's, 3000K, 49" length, Dark Bronze | •     |       |       |       |       | 21       |             |



### Sign/Wall Lighter Accent Lighting

- Linear luminaire for site and wall wash applications
- Unique swivel mount provides superior aiming without loosening over time

**QS 10** 10-Day Quick-Ship Ordering Guide  
Order Limit Per Luminaire Selection: 25 (Contact factory for larger quantities)

|               |                                                |                                                                   |
|---------------|------------------------------------------------|-------------------------------------------------------------------|
| 4348          | P70/32L4KUV                                    | BL                                                                |
| <b>LENGTH</b> | <b>SOURCE</b>                                  | <b>FIXTURE FINISH</b>                                             |
| 4348 49 in.   | P70/32L4KUV 700mA, 32 LEDs, 4000K, 120 to 277V | <b>BL</b> Black<br><b>DB</b> Dark Bronze<br><b>VG</b> Verde Green |



### Spun Copper Bullet - Accent Lighting

- Copper/Brass housing
- 25 year warranty

| Part Number  | Catalog Number | UPC Code | Description                                                                        | CA 03 | GA 27 | IL 06 | NJ 12 | TX 04 | Wt. each | # on Pallet |
|--------------|----------------|----------|------------------------------------------------------------------------------------|-------|-------|-------|-------|-------|----------|-------------|
| C24F3/9L3KUV | C24F3/9L3KUV   |          | 350mA, 11W, 9 LEDs, 3000K, Narrow Flood, 12-277V, Spun Copper, Cast Brass, Natural | •     |       |       |       |       | 3        |             |



### Square Hood - Accent Lighting

- Constructed out of die-cast aluminum with powder coat paint finish
- Unique swivel mount provides superior aiming without loosening over time

| Part Number | Catalog Number | UPC Code | Description                                          | CA 03 | GA 27 | IL 06 | NJ 12 | TX 04 | Wt. each | # on Pallet |
|-------------|----------------|----------|------------------------------------------------------|-------|-------|-------|-------|-------|----------|-------------|
| KLVL206BL   | KLVL206BL      |          | 10W, 3 LED's, 3000K, 12V, Die-Cast Alum, Black       | •     |       |       |       |       | 3        |             |
| KLVL206GR   | KLVL206GR      |          | 10W, 3 LED's, 3000K, 12V, Die-Cast Alum, Verde Green | •     |       |       |       |       | 3        |             |

### Traditional - Path Lighting



- These classic products have been totally redesigned in die-cast brass and aluminum
- The solid hood support also allows access for lamp maintenance without the use of a single tool
- Wide selection of hood designs, stem lengths and finishes

| Part Number     | Catalog Number  | UPC Code | Description                                                | CA 03 | GA 27 | IL 06 | NJ 12 | TX 04 | Wt. each | # on Pallet |
|-----------------|-----------------|----------|------------------------------------------------------------|-------|-------|-------|-------|-------|----------|-------------|
| EL190/3L3KUV/BL | EL190/3L3KUV/BL |          | 4W, 3 LED's, 3000K, 120-277V, Die-Cast Alum, Black         | •     |       |       |       |       | 6        |             |
| KLV190/3L3K/BL  | KLV190/3L3K/BL  |          | 4W, 3 LED's, 3000K, 12V, Die-Cast Alum, Black              | •     |       |       |       |       | 6        |             |
| BN192/3L3KUV/NB | BN192/3L3KUV/NB |          | 4W, 3 LED's, 3000K, 120-277V, Die-Cast Alum, Natural Brass | •     |       |       |       |       | 6        |             |
| KLV192/3L3K/NB  | KLV192/3L3K/NB  |          | 4W, 3 LED's, 3000K, 12V, Die-Cast Alum, Natural Brass      | •     |       |       |       |       | 6        |             |
| H80BL           | H80BL           |          | Cone Hood for Traditional, Spun Alum., Black               | •     |       |       |       |       | 1-1/2    |             |
| H80NB           | H80NB           |          | Cone Hood for Traditional, Spun Copper, Natural Brass      | •     |       |       |       |       | 2-1/2    |             |
| H70BL           | H70BL           |          | Mushroom Hood for Traditional, Spun Alum., Black           | •     |       |       |       |       | 1        |             |
| H70NB           | H70NB           |          | Mushroom Hood for Traditional, Spun Copper, Natural Brass  | •     |       |       |       |       | 1        |             |
| H60BL           | H60BL           |          | Pagoda Hood for Traditional, Spun Alum., Black             | •     |       |       |       |       | 1        |             |
| H60NB           | H60NB           |          | Pagoda Hood for Traditional, Spun Copper, Natural Brass    | •     |       |       |       |       | 1        |             |



### Well Light

- Copper/Brass housing 25 year warranty
- 15° spot and 35° narrow flood distributions


| Part Number  | Catalog Number | UPC Code | Description               | CA 03 | GA 27 | IL 06 | NJ 12 | TX 04 | Wt. each | # on Pallet |
|--------------|----------------|----------|---------------------------|-------|-------|-------|-------|-------|----------|-------------|
| C54F3/9L3KUV | C54F3/9L3KUV   |          | 350mA, 11W, 9 LEDs, 3000K | •     |       |       |       |       | 22       |             |



### Lightvault Accessories

- Copper/Brass housing 25 year warranty
- 15° spot and 35° narrow flood distributions

| Part Number | Catalog Number | UPC Code | Description              | CA 03 | GA 27 | IL 06 | NJ 12 | TX 04 | Wt. each | # on Pallet |
|-------------|----------------|----------|--------------------------|-------|-------|-------|-------|-------|----------|-------------|
| LTV81-PI    | LTV81-PI       |          | Pour Box, LTV81          | •     |       |       |       |       | 5        |             |
| LTV82-PI    | LTV82-PI       |          | Pour Box, LTV82          | •     |       |       |       |       | 5        |             |
| LTV83-PI    | LTV83-PI       |          | Pour Box, LTV83          | •     |       |       |       |       | 5        |             |
| LTV81R-PI   | LTV81RGBW-PI   |          | Pour Box, LTV81RGBW      | •     |       |       |       |       | 5        |             |
| LTV82R-PI   | LTV82RGBW-PI   |          | Pour Box, LTV82RGBW      | •     |       |       |       |       | 5        |             |
| RCA81       | RCA81          |          | Rebar Cage Anchor, LTV81 | •     |       |       |       |       | 5        |             |
| RCA82       | RCA82          |          | Rebar Cage Anchor, LTV82 | •     |       |       |       |       | 5        |             |
| RCA83       | RCA83          |          | Rebar Cage Anchor, LTV83 | •     |       |       |       |       | 5        |             |



### 12V/120V Landscape Accessories

- Copper/Brass housing 25 year warranty
- 15° spot and 35° narrow flood distributions

| Part Number | Catalog Number | UPC Code | Description                                                                                | CA 03 | GA 27 | IL 06 | NJ 12 | TX 04 | Wt. each | # on Pallet |
|-------------|----------------|----------|--------------------------------------------------------------------------------------------|-------|-------|-------|-------|-------|----------|-------------|
| KLV427      | KLV427         |          | 500' #12-2 12V Cable                                                                       | •     |       |       |       |       | 55       |             |
| KLV432      | KLV432         |          | 500' #8-2 12V Cable                                                                        | •     |       |       |       |       | 110      |             |
| KLV415BL    | KLV415BL       |          | 1-5/8" dia., extruded Alum. with Die-Cast ends, Black                                      | •     |       |       |       |       | 1        |             |
| KLV405BL    | KLV405BL       |          | 2-1/4" dia., die-cast Alum. with 1/2" NPSM fixture mount, Black                            | •     |       |       |       |       | 1        |             |
| KLV410      | KLV410         |          | Two-piece connector, injection molded in black Valox                                       | •     |       |       |       |       | 1        |             |
| KLV400BL    | KLV400BL       |          | Die-Cast Alum. with 1/2" NPSM fixture mount for low voltage, Black                         | •     |       |       |       |       | 1        |             |
| EP17        | EP17           |          | Landscape lighting Post by Engineered Products Co.                                         | •     | •     |       |       |       | 1        |             |
| J-27N/BL-P  | J-27N/BL-P     |          | Die-Cast Alum. with 1/2" NPSM fixture mount, Black                                         | •     |       |       |       |       | 2        |             |
| JBR-2       | JBR-2          |          | Die-Cast Brass Junction Box, (2) 1/2" NPT in bottom                                        | •     | •     |       |       |       | 4        |             |
| JBR-3       | JBR-3          |          | Die-Cast Brass Junction Box, (2) 3/4" NPT in bottom                                        | •     | •     |       |       |       | 4        |             |
| JBR-4       | JBR-4          |          | Composite Junction Box, (2) 3/4" NPT Knockouts in bottom, (4) 3/4" on sides                | •     |       |       |       |       | 4        |             |
| JBR-5       | JBR-5          |          | Composite Junction Box w/ Brass Cover, (2) 3/4" NPT Knockouts in bottom, (4) 3/4" on sides | •     |       |       |       |       | 4        |             |
| JBR30       | JBR30          |          | Die-Cast Brass J-Box, (2) 1/2" NPT in bottom, (2) 19" long stakes- no cord                 | •     | •     |       |       |       | 1        |             |
| JBR32       | JBR32          |          | Die-Cast Brass J-Box, (2) 1/2" NPT in bottom, (2) 19" long stakes- with 9' cord            | •     | •     |       |       |       | 1        |             |
| JB1/BL-P    | JB1/BL-P       |          | Die-Cast Alum J-Box., (2) 1/2" NPSM in bottom, Black                                       | •     |       |       |       |       | 4        |             |
| JW/BL-P     | JW/BL-P        |          | Die-Cast Alum. Wall Plate, Black                                                           | •     |       |       |       |       | 4        |             |
| KLV-TC24    | KLV-TC24       |          | Timed control for on-off function, 15 min. resolution with manual override                 | •     |       |       |       |       | 1        |             |
| KLV-PC1     | KLV-PC1        |          | Button type enclosure with 1/2" NPT locknut, direct-mount, on-off control                  | •     |       |       |       |       | 1        |             |
| KLV600      | KLV600         |          | 200W, 120V input, stainless steel compartment, multi-tap 12-15V output                     | •     |       |       |       |       | 17       |             |
| KLV605      | KLV605         |          | 300W, 120V input, stainless steel compartment, multi-tap 12-15V output                     | •     |       |       |       |       | 18       |             |
| KLV620      | KLV620         |          | 600W, 120V input, stainless steel compartment, multi-tap 12-15V output                     | •     |       |       |       |       | 31       |             |
| KLV625      | KLV625         |          | 900W, 120V input, stainless steel compartment, multi-tap 12-15V output                     | •     |       |       |       |       | 33       |             |
| KLV640      | KLV640         |          | 300W, 120 or 277V input, stainless steel burial enclosure, multi-tap 12-15V output         | •     |       |       |       |       | 18       |             |
| KLV645      | KLV645         |          | 600W, 120 or 277V input, stainless steel burial enclosure, multi-tap 12-15V output         | •     |       |       |       |       | 31       |             |



Kick at Ridgedale Mall



## PROV/PROL - Providence® Medium/Large Housing Scale

- Reliable, glare free illumination
- 0-10V dimming ready
- Integral surge suppression

### QS 20-Day Quick-Ship Ordering Guide

Order Limit Per Luminaire Selection: 25

| PROV/PROL                     |                                                                    |                |                |                             |                            |                        |
|-------------------------------|--------------------------------------------------------------------|----------------|----------------|-----------------------------|----------------------------|------------------------|
| MODEL                         | LUMEN PACKAGE                                                      | VOLTAGE        | MOUNTING       | FINISH                      |                            |                        |
| <b>PROV</b> Providence Medium | <b>PROV</b><br>32LED-4K-450 4000K, 48W<br>32LED-4K-700 4000K, 75W  | Wired 120-277V | Standard mount | <b>STANDARD COLOR</b>       |                            |                        |
| <b>PROL</b> Providence Large  | <b>PROL</b><br>56LED-4K-450 4000K, 85W<br>56LED-4K-700 4000K, 132W |                |                | <b>WH</b> Arctic White      | <b>BL</b> Black            | <b>BLT</b> Matte Black |
|                               |                                                                    |                |                | <b>DB</b> Dark Bronze       | <b>DGN</b> Dark Green      | <b>TT</b> Titanium     |
|                               |                                                                    |                |                | <b>WDB</b> Weathered Bronze | <b>MDB</b> Bronze Metallic | <b>VBU</b> Verde Blue  |
|                               |                                                                    |                |                | <b>CRT</b> Corten           | <b>MAL</b> Matte Aluminum  | <b>MG</b> Medium Grey  |
|                               |                                                                    |                |                | <b>AGN</b> Antique Green    | <b>LG</b> Light Grey       |                        |
| <b>DISTRIBUTION</b>           |                                                                    |                |                |                             |                            |                        |
| <b>T3</b>                     | IES Type III                                                       |                |                |                             |                            |                        |
| <b>T5</b>                     | IES Type V                                                         |                |                |                             |                            |                        |



## UCM/UCL - Universe® Medium/Large Housing Scale

- Reliable, glare free illumination
- 0-10V dimming ready
- Integral surge suppression

### QS 20-Day Quick-Ship Ordering Guide

Order Limit Per Luminaire Selection: 25

| UCM/UCL                                                    |                                                                   |                |               |                             |                            |                        |
|------------------------------------------------------------|-------------------------------------------------------------------|----------------|---------------|-----------------------------|----------------------------|------------------------|
| MODEL                                                      | LUMEN PACKAGE                                                     | VOLTAGE        | MOUNTING      | FINISH                      |                            |                        |
| <b>UCM-ANG-SR</b> Universe Medium Solid Ring Angle Hood    | <b>UCM</b><br>32LED-4K-450 4000K, 48W<br>32LED-4K-700 4000K, 71W  | Wired 120-277V | SLA7<br>SLA17 | <b>STANDARD COLOR</b>       |                            |                        |
| <b>UCM-STR-SR</b> Universe Medium Solid Ring Straight Hood | <b>UCL</b><br>56LED-4K-450 4000K, 84W<br>56LED-4K-700 4000K, 132W |                |               | <b>WH</b> Arctic White      | <b>BL</b> Black            | <b>BLT</b> Matte Black |
| <b>UCL-ANG-SR</b> Universe Large Solid Ring Angle Hood     |                                                                   |                |               | <b>DB</b> Dark Bronze       | <b>DGN</b> Dark Green      | <b>TT</b> Titanium     |
|                                                            |                                                                   |                |               | <b>WDB</b> Weathered Bronze | <b>MDB</b> Bronze Metallic | <b>VBU</b> Verde Blue  |
|                                                            |                                                                   |                |               | <b>CRT</b> Corten           | <b>MAL</b> Matte Aluminum  | <b>MG</b> Medium Grey  |
|                                                            |                                                                   |                |               | <b>AGN</b> Antique Green    | <b>LG</b> Light Grey       |                        |
| <b>DISTRIBUTION</b>                                        |                                                                   |                |               |                             |                            |                        |
| <b>T3</b>                                                  | IES Type III                                                      |                |               |                             |                            |                        |
| <b>T5</b>                                                  | IES Type V                                                        |                |               |                             |                            |                        |



## K4 - Kick™ Small Housing Scale

- 0-10V dimming ready
- IP66 optical system

### QS 20 20-Day Quick-Ship Ordering Guide

Order Limit Per Luminaire Selection: 25

| K4              |                                                                | OPTICAL FINISH                                                   |                                                                                                                                                                                                                                                                | MOUNTING                          |                                                              | COLOR          |                       |
|-----------------|----------------------------------------------------------------|------------------------------------------------------------------|----------------------------------------------------------------------------------------------------------------------------------------------------------------------------------------------------------------------------------------------------------------|-----------------------------------|--------------------------------------------------------------|----------------|-----------------------|
| <b>MODEL</b>    | <b>OPTICAL FINISH</b>                                          | <b>MOUNTING</b>                                                  | <b>COLOR</b>                                                                                                                                                                                                                                                   | <b>DISTRIBUTION</b>               | <b>LUMEN PACKAGE</b>                                         | <b>VOLTAGE</b> | <b>STANDARD COLOR</b> |
| K41 Kick Medium | MO Optics in Matte Black finish<br>FO Optics in Fixture finish | PS414-125 14' luminaire height<br>PS416-125 16' luminaire height | WH Arctic White<br>BL Black<br>BLT Matte Black<br>DB Dark Bronze<br>DGN Dark Green<br>TT Titanium<br>WDB Weathered Bronze<br>MDB Bronze Metallic<br>VBU Verde Blue<br>CRT Corten<br>MAL Matte Aluminum<br>MG Medium Grey<br>AGN Antique Green<br>LG Light Grey | T2 IES Type II<br>T3 IES Type III | 7040 4000K, CRI 70, 64 watts<br>5040 4000K, CRI 70, 46 watts | Wired 120-277V |                       |



Kick at Ridgedale Mall



## Large Viper LED Luminaire



### 10-Day Quick-Ship Ordering Guide

Order Limit Per Luminaire Selection: 15 (Contact factory for larger quantities)

| VPL             |         |                |           |                       |                        |                                                |                                                                                  |
|-----------------|---------|----------------|-----------|-----------------------|------------------------|------------------------------------------------|----------------------------------------------------------------------------------|
| SERIES          | ENGINE  | CCT            | OPTICS    | VOLTAGE               | MOUNTING               | FINISH                                         | OPTIONS                                                                          |
| VPL Viper Large | 80L-180 | 180W LED array | 4K7 4000K | 3 Type III            | UNV Universal 120-277V | A Rectangular Arm<br>MAF 2 3/8" OD slip-fitter | BBT Basic Black Textured<br>DBT Dark Bronze Textured<br>DPS Dark Platinum Smooth |
|                 | 80L-235 | 235W LED array | 5K7 5000K | 4 Type IV             |                        |                                                |                                                                                  |
|                 | 96L-280 | 280W LED array |           | 5W Type V, round wide |                        |                                                |                                                                                  |
|                 | 96L-395 | 395W LED array |           |                       |                        |                                                |                                                                                  |
|                 |         |                |           |                       |                        |                                                | 7PR 7 pin twist lock receptacle<br>SCP Motion dimming detector                   |



## Small Viper LED Luminaire



### 10-Day Quick-Ship Ordering Guide

Order Limit Per Luminaire Selection: 15 (Contact factory for larger quantities)

| VPS             |          |                |          |                        |                                                                 |                                                 |                                                                                  |
|-----------------|----------|----------------|----------|------------------------|-----------------------------------------------------------------|-------------------------------------------------|----------------------------------------------------------------------------------|
| SERIES          | ENGINE   | CCT            | OPTICS   | VOLTAGE                | OPTIONS                                                         | MOUNTING                                        | FINISH                                                                           |
| VPS Viper Small | 30NB-70  | 70W LED array  | 4K 4000K | T3 Type III            | PCRU 7 pin twist lock receptacle<br>MDD Motion dimming detector | RA Rectangular Arm<br>SF2 2 3/8" OD slip-fitter | BBT Basic Black Textured<br>DBT Dark Bronze Textured<br>DPS Dark Platinum Smooth |
|                 | 36NB-80  | 80W LED array  | 5K 5000K | T4 Type IV             |                                                                 |                                                 |                                                                                  |
|                 | 48NB-110 | 110W LED array |          | T5W Type V, round wide |                                                                 |                                                 |                                                                                  |
|                 | 60NB-136 | 136W LED array |          |                        |                                                                 |                                                 |                                                                                  |





### GeoPak™ Series

- Includes Radius, Trapezoid and Quartersphere
- Normally On and Emergency Operation
- 4000K LED color, Lithium Iron Phosphate Battery
- Wet Location Listed

| Part Number | Catalog Number | UPC Code     | Description                                                    | CA 03 | GA 27 | IL 06 | NJ 12 | TX 04 | Wt. each | Ctn. Qty |
|-------------|----------------|--------------|----------------------------------------------------------------|-------|-------|-------|-------|-------|----------|----------|
| 93066586    | RDI14KUDBE     | 782520868376 | Radius Hsg, Dark Brz, Emergency with Battery                   | •     | •     |       |       |       | 11.5 lbs | 1 ea     |
| 93066587    | RDI14KUDBEH    | 782520868383 | Radius Hsg, Dark Brz, Emergency with Battery and Heater        |       |       | •     | •     |       | 11.5 lbs | 1 ea     |
| 93067831    | RDI14KUWHE     | 782520868390 | Radius Hsg, White, Emergency with Battery                      | •     | •     |       |       |       | 11.5 lbs | 1 ea     |
| 93067832    | RDI14KUWHEH    | 782520868406 | Radius Hsg, White, Emergency with Battery and Heater           |       |       | •     | •     |       | 11.5 lbs | 1 ea     |
| 93068340    | RDI14KUPSE     | 782520868413 | Radius Hsg, Silver, Emergency with Battery                     | •     | •     |       |       |       | 11.5 lbs | 1 ea     |
| 93068341    | RDI14KUPSEH    | 782520868420 | Radius Hsg, Silver, Emergency with Battery and Heater          |       |       | •     | •     |       | 11.5 lbs | 1 ea     |
| 93068342    | RDI14KUBLE     | 782520868437 | Radius Hsg, Black, Emergency with Battery                      | •     |       |       |       |       | 11.5 lbs | 1 ea     |
| 93068343    | RDI14KUBLEH    | 782520868444 | Radius Hsg, Black, Emergency with Battery and Heater           |       |       | •     | •     |       | 11.5 lbs | 1 ea     |
| 93066588    | TRP14KUDBE     | 782520868451 | Trapezoid Hsg, Dark Brz, Emergency with Battery                | •     | •     |       |       |       | 11.5 lbs | 1 ea     |
| 93066589    | TRP14KUDBEH    | 782520868468 | Trapezoid Hsg, Dark Brz, Emergency with Battery and Heater     |       |       | •     | •     |       | 11.5 lbs | 1 ea     |
| 93067833    | TRP14KUWHE     | 782520868475 | Trapezoid Hsg, White, Emergency with Battery                   | •     | •     |       |       |       | 11.5 lbs | 1 ea     |
| 93067834    | TRP14KUWHEH    | 782520868482 | Trapezoid Hsg, White, Emergency with Battery and Heater        |       |       | •     | •     |       | 11.5 lbs | 1 ea     |
| 93067835    | TRP14KUPSE     | 782520868499 | Trapezoid Hsg, Silver, Emergency with Battery                  | •     | •     |       |       |       | 11.5 lbs | 1 ea     |
| 93067836    | TRP14KUPSEH    | 782520868505 | Trapezoid Hsg, Silver, Emergency with Battery and Heater       |       |       | •     | •     |       | 11.5 lbs | 1 ea     |
| 93067837    | TRP14KUBLE     | 782520868512 | Trapezoid Hsg, Black, Emergency with Battery                   | •     | •     |       |       |       | 11.5 lbs | 1 ea     |
| 93067838    | TRP14KUBLEH    | 782520868529 | Trapezoid Hsg, Black, Emergency with Battery and Heater        |       |       | •     | •     |       | 11.5 lbs | 1 ea     |
| 93066584    | QSP14KUDBE     | 782520868291 | Quartersphere Hsg, Dark Brz, Emergency with Battery            | •     | •     |       |       |       | 10.5 lbs | 1 ea     |
| 93066585    | QSP14KUDBEH    | 782520868307 | Quartersphere Hsg, Dark Brz, Emergency with Battery and Heater |       |       | •     | •     |       | 10.5 lbs | 1 ea     |
| 93068344    | QSP14KUWHE     | 782520868314 | Quartersphere Hsg, White, Emergency with Battery               | •     | •     |       |       |       | 10.5 lbs | 1 ea     |
| 93068345    | QSP14KUWHEH    | 782520868321 | Quartersphere Hsg, White, Emergency with Battery and Heater    |       |       | •     | •     |       | 10.5 lbs | 1 ea     |
| 93068346    | QSP14KUPSE     | 782520868338 | Quartersphere Hsg, Silver, Emergency with Battery              | •     | •     |       |       |       | 10.5 lbs | 1 ea     |
| 93068347    | QSP14KUPSEH    | 782520868345 | Quartersphere Hsg, Silver, Emergency with Battery and Heater   |       |       | •     | •     |       | 10.5 lbs | 1 ea     |
| 93068348    | QSP14KUBLE     | 782520868352 | Quartersphere Hsg, Black, Emergency with Battery               | •     | •     |       |       |       | 10.5 lbs | 1 ea     |
| 93068349    | QSP14KUBLEH    | 782520868369 | Quartersphere Hsg, Black, Emergency with Battery and Heater    |       |       | •     | •     |       | 10.5 lbs | 1 ea     |





### PG Series

- Outdoor Emergency Lighting Unit
- Wet Location Listed
- 120/277 VAC
- Wall Mounting

| Part Number | Catalog Number | UPC Code     | Description                                                                                                     | CA 03 | GA 27 | IL 06 | NJ 12 | TX 04 | Wt. each  | Ctn. Qty |
|-------------|----------------|--------------|-----------------------------------------------------------------------------------------------------------------|-------|-------|-------|-------|-------|-----------|----------|
| PGW         | PGW            | 782520862060 | Wet Location Outdoor Emergency Lighting Unit, White Housing, Spectron® Circuitry                                | •     | •     |       |       | •     | 6.20 lbs. | 6        |
| PGZ         | PGZ            | 782520862077 | Wet Location Outdoor Emergency Lighting Unit, Dark Bronze Housing, Spectron® Circuitry                          | •     | •     |       |       | •     | 6.20 lbs. | 6        |
| PGP         | PGP            | 782520862084 | Wet Location Outdoor Emergency Lighting Unit, Platinum Silver Housing, Spectron® Circuitry                      | •     | •     |       |       | •     | 6.20 lbs. | 6        |
| PGB         | PGB            | 782520862459 | Wet Location Outdoor Emergency Lighting Unit, Black Housing, Spectron® Circuitry                                | •     | •     |       |       | •     | 6.20 lbs. | 6        |
| PGW-HTR     | PGW-HTR        | 782520862091 | Wet Location Outdoor Emergency Lighting Unit, White Housing, With Battery Heater, Spectron® Circuitry           |       |       | •     | •     | •     | 6.50 lbs. | 6        |
| PGZ-HTR     | PGZ-HTR        | 782520862107 | Wet Location Outdoor Emergency Lighting Unit, Dark Bronze Housing, With Battery Heater, Spectron® Circuitry     |       |       | •     | •     | •     | 6.50 lbs. | 6        |
| PGP-HTR     | PGP-HTR        | 782520862114 | Wet Location Outdoor Emergency Lighting Unit, Platinum Silver Housing, With Battery Heater, Spectron® Circuitry |       |       | •     | •     | •     | 6.50 lbs. | 6        |
| PGB-HTR     | PGB-HTR        | 782520862466 | Wet Location Outdoor Emergency Lighting Unit, Black Housing, with Battery Heater, Spectron® Circuitry           |       |       | •     | •     | •     | 6.50 lbs. | 6        |



### PGN Series

- Indoor/Outdoor Emergency Scence
- Wet Location Listed
- 120/277 VAC
- Wall Mounting

| Part Number | Catalog Number | UPC Code     | Description                                                                | CA 03 | GA 27 | IL 06 | NJ 12 | TX 04 | Wt. each  | Ctn. Qty |
|-------------|----------------|--------------|----------------------------------------------------------------------------|-------|-------|-------|-------|-------|-----------|----------|
| PGNW        | PGNW           | 782520862589 | LED Emergency/Normally On Lighting Unit, White Housing, Wet Location       | •     | •     |       |       |       | 6.00 lbs. | 6        |
| PGNZ        | PGNZ           | 782520862596 | LED Emergency/Normally On Lighting Unit, Dark Bronze Housing, Wet Location | •     | •     | •     |       | •     | 6.00 lbs. | 6        |
| PGNP        | PGNP           | 782520862572 | LED Emergency/Normally On Lighting Unit, Silver Housing, Wet Location      | •     |       |       |       |       | 6.00 lbs. | 6        |
| PGNB        | PGNB           | 782520862602 | LED Emergency/Normally On Lighting Unit, Black Housing, Wet Location       | •     | •     |       |       |       | 6.00 lbs. | 6        |



### PGF1 Series

- High Performance LED Scence
- Wet Location Listed
- 120/277 VAC
- Wall Mounting

| Part Number | Catalog Number | UPC Code     | Description                                                                    | CA 03 | GA 27 | IL 06 | NJ 12 | TX 04 | Wt. each  | Ctn. Qty |
|-------------|----------------|--------------|--------------------------------------------------------------------------------|-------|-------|-------|-------|-------|-----------|----------|
| 93037696    | PGF1Z          | 782520866082 | LED Based Scence, UL1598 Wet Location, Dark Bronze                             | •     | •     |       |       |       | 6.00 lbs. | 6        |
| 93037700    | PGF1Z-PC1      | 782520866099 | LED Based Scence, UL1598 Wet Location, Dark Bronze, with 120VAC Photo-cell     | •     | •     |       |       |       | 6.00 lbs. | 6        |
| 93037695    | PGF1P          | 782520866105 | LED Based Scence, UL1598 Wet Location, Platinum Silver                         | •     | •     |       |       |       | 6.00 lbs. | 6        |
| 93037699    | PGF1P-PC1      | 782520866112 | LED Based Scence, UL1598 Wet Location, Platinum Silver, with 120VAC Photo-cell | •     | •     |       |       |       | 6.00 lbs. | 6        |



### EV Series

- Dual Voltage
- 120/277 VAC
- Wall or Ceiling Mounting

| Part Number | Catalog Number | UPC Code     | Description                                                          | CA 03 | GA 27 | IL 06 | NJ 12 | TX 04 | Wt. each  | Ctn. Qty |
|-------------|----------------|--------------|----------------------------------------------------------------------|-------|-------|-------|-------|-------|-----------|----------|
| 93036776    | EV2            | 782520865405 | 2 Head White LED Emergency Unit                                      | •     | •     | •     | •     |       | 2.00 lbs. | 12       |
| 93036777    | EV2D           | 782520865412 | 2 Head White LED Emergency Unit, Damp Listed                         | •     | •     |       |       |       | 2.00 lbs. | 12       |
| 93036778    | EV2DI          | 782520865429 | 2 Head White LED with Spectron® Self-Diag., Damp Listed              | •     | •     | •     |       |       | 2.00 lbs. | 12       |
| 93036779    | EV2DI-24K      | 782520865436 | 2 Head White LED, Spectron® Self-Diag., 220-240VAC, Damp Listed      |       | •     |       |       |       | 2.00 lbs. | 12       |
| 93036780    | EV2DB          | 782520865443 | 2 Head Black LED Emergency Unit, Damp Listed                         | •     | •     | •     |       |       | 2.00 lbs. | 12       |
| 93036783    | EV4D           | 782520865474 | 2 Head White LED, Remote Capacity, Damp Listed                       | •     | •     | •     |       |       | 2.00 lbs. | 12       |
| 93036784    | EV4DI          | 782520865481 | 2 Head White LED, Remote Capacity, Spectron® Self-Diag., Damp Listed | •     | •     |       |       |       | 2.00 lbs. | 12       |
| 93036786    | EV4DB          | 782520865504 | 2 Head Black LED, Remote Capacity, Damp Listed                       | •     |       |       |       |       | 2.00 lbs. | 12       |
| 93036789    | EVR2           | 782520865535 | Indoor LED Remote, Double Head, White Finish                         | •     | •     |       | •     |       | 2.00 lbs. | 12       |
| 93036790    | EVR2B          | 782520865542 | Indoor LED Remote, Double Head, Black Finish                         | •     | •     |       |       |       | 2.00 lbs. | 12       |
| 93048744    | EV4D-02L       | 782520866785 | 2 Head White LED, 2 Watt Lamps, Damp Listed                          | •     | •     |       |       |       | 2.00 lbs. | 12       |
| 93048745    | EV4DI-02L      | 782520866792 | 2 Head White, 2 Watt Lamps, Spectron® Self-Diag., Damp Listed        | •     | •     |       |       |       | 2.00 lbs. | 12       |
| 93052403    | EV4D-02L-0     | 782520867058 | No Heads Housing to Drive (2) 2 Watt Lamps, Damp Listed              | •     |       | •     |       |       | 2.00 lbs. | 12       |
| 93052404    | EV4DI-02L-0    | 782520867065 | No Heads Housing to Drive (2) 2 Watt Lamps, Spectron®, Damp Listed   | •     | •     |       |       |       | 2.00 lbs. | 12       |



### EV4R Series

- Offers up to 42' spacing on a 6' path
- Compact, Non-intrusive design
- Rectangular or round trim-plate in white or black finish
- 30% greater battery life and Lifetime LED Warranty

| Part Number | Catalog Number | UPC Code     | Description                                               | CA 03 | GA 27 | IL 06 | NJ 12 | TX 04 | Wt. each | Ctn. Qty |
|-------------|----------------|--------------|-----------------------------------------------------------|-------|-------|-------|-------|-------|----------|----------|
| 93063484    | EV4R           | 782520868772 | Round or Square trim-plate, 4 LED, White finish           | •     | •     | •     |       |       | 4 lbs.   | 6 ea.    |
| 93066307    | EV4RI          | 782520868789 | Round or Square trim-plate, 4 LED, White finish, Spectron | •     | •     | •     |       |       | 4 lbs.   | 6 ea.    |
| 93066306    | EV4RB          | 782520868796 | Round or Square trim-plate, 4 LED, Black finish           | •     | •     |       |       |       | 4 lbs.   | 6 ea.    |
| 93066308    | EV4RIB         | 782520868802 | Round or Square trim-plate, 4 LED, Black finish, Spectron | •     | •     |       |       |       | 4 lbs.   | 6 ea.    |
| 93084665    | KIT-EV4R-CP    | 782520869649 | Kit for City of Chicago Plenum                            |       |       | •     |       |       | n/a      | 1 ea.    |

### EVHC Series

- High Output
- 120/277 VAC
- Damp Listed
- Wall or Ceiling Mounting



| Part Number | Catalog Number | UPC Code     | Description                                                           | CA 03 | GA 27 | IL 06 | NJ 12 | TX 04 | Wt. each  | Ctn. Qty |
|-------------|----------------|--------------|-----------------------------------------------------------------------|-------|-------|-------|-------|-------|-----------|----------|
| 93050453    | EVHC6          | 782520866839 | 326 Lumen Lamphead, White Finish                                      | •     | •     | •     |       |       | 3.00 lbs. | 6        |
| 93050454    | EVHC6I         | 782520866846 | 326 Lumen Lamphead, Spectron® Self-Diag., White Finish                | •     | •     | •     |       | •     | 3.00 lbs. | 6        |
| 93050457    | EVHC12         | 782520866877 | 326 Lumen Lamphead, Remote Capacity, White Finish                     | •     | •     |       |       |       | 3.22 lbs. | 6        |
| 93050458    | EVHC12I        | 782520866884 | 326 Lumen Lamphead, Remote Capacity, Spectron®, White Finish          | •     | •     |       |       |       | 3.22 lbs. | 6        |
| 93050459    | EVHC12-06L     | 782520866891 | 546 Lumen Lamphead, White Finish                                      | •     | •     |       |       |       | 3.22 lbs. | 6        |
| 93050460    | EVHC12I-06L    | 782520866907 | 546 Lumen Lamphead, Spectron® Self-Diag., White Finish                | •     | •     |       |       | •     | 3.22 lbs. | 6        |
| 93050456    | EVHC6-B        | 782520866860 | 326 Lumen Lamphead, Black Finish                                      | •     | •     |       |       |       | 3.00 lbs. | 6        |
| 93050690    | EVHCR2         | 782520867249 | 326 lumen lamp-head remote head, white finish                         | •     | •     | •     |       |       | 2.50 lbs. | 6        |
| 93059794    | EVHC6-BC       | 782520867379 | 326 lumen lamp-head, white finish, battery compartment                | •     | •     | •     |       |       | 3.00 lbs. | 6        |
| 93059795    | EVHC6I-BC      | 782520867386 | 326 lumen lamp-head, Spectron, white finish, battery compartment      | •     | •     | •     |       |       | 3.00 lbs. | 6        |
| 93059796    | EVHC12-BC      | 782520867393 | 326 lumen lamp-head, remote capacity, white finish, battery comp.     | •     | •     |       |       |       | 3.50 lbs. | 6        |
| 93059797    | EVHC12I-BC     | 782520867409 | 326 lumen lamp-head, Spectron Self Diag., white finish, battery comp. | •     | •     |       |       |       | 3.50 lbs. | 6        |

### LZ Series

- 5W MR16 Halogen Lamps
- 120/277 VAC
- Remote Capacity



| Part Number | Catalog Number | UPC Code     | Description                                             | CA 03 | GA 27 | IL 06 | NJ 12 | TX 04 | Wt. each  | Ctn. Qty |
|-------------|----------------|--------------|---------------------------------------------------------|-------|-------|-------|-------|-------|-----------|----------|
| LZ2         | LZ2            | 782520836740 | 6V 10W, White Housing                                   | •     | •     | •     | •     | •     | 5.00 lbs. | 6        |
| LZ2D        | LZ2D           | 782520836788 | 6V 10W, White Housing, Damp Listed                      | •     | •     |       |       |       | 5.00 lbs. | 6        |
| LZ15        | LZ15           | 782520852450 | 6V 15W, White Housing, Remote Capacity                  | •     |       | •     | •     |       | 6.00 lbs. | 6        |
| LZ2-V       | LZ2-V          | 782520837280 | 6V 10W, White Housing, Voltmeter                        |       |       |       | •     |       | 5.00 lbs. | 6        |
| LZ2-B       | LZ2-B          | 782520859992 | 6V 10W, Black Housing                                   | •     | •     | •     |       |       | 5.00 lbs. | 6        |
| LZ2DI       | LZ2DI          | 782520849436 | 6V 10W, White Housing, Damp Listed, Spectron® Circuitry | •     | •     | •     |       |       | 5.00 lbs. | 6        |
| LZ30        | LZ30           | 782520837907 | 6V 30W, White Housing                                   | •     | •     | •     | •     |       | 8.40 lbs. | 4        |
| LZ30-10W    | LZ30-10W       | 782520851361 | 6V 30W, White Housing, Optional 10W Halogen Lamps       | •     | •     | •     |       |       | 8.40 lbs. | 4        |
| LZ30I       | LZ30I          | 782520840419 | 6V 30W, White Housing, Spectron® Circuitry              | •     |       |       |       |       | 8.40 lbs. | 4        |

### EZ-2™ Series

- 120/277 VAC
- Surface Mounting
- UL924 Listed



| Part Number | Catalog Number | UPC Code     | Description                                  | CA 03 | GA 27 | IL 06 | NJ 12 | TX 04 | Wt. each  | Ctn. Qty |
|-------------|----------------|--------------|----------------------------------------------|-------|-------|-------|-------|-------|-----------|----------|
| EZ-2        | EZ-2           | 782520430023 | 6V 10.8W, White Housing                      | •     | •     | •     | •     | •     | 5.00 lbs. | 6        |
| EZ-2-D      | EZ-2-D         | 782520840365 | 6V 10.8W, White Housing, Damp Listed         | •     | •     | •     |       |       | 6.00 lbs. | 6        |
| EZ-2-V      | EZ-2-V         | 782520837495 | 6V 10.8W, White Housing, Voltmeter           |       |       |       | •     |       | 5.20 lbs. | 6        |
| EZ-2I       | EZ-2I          | 782520837501 | 6V 14.4W, White Housing, Spectron® Circuitry | •     | •     | •     | •     | •     | 6.00 lbs. | 6        |

### LM Series

- 120/277 VAC
- Metal Housing & Cover
- Remote Capacity
- Dual Voltage



| Part Number | Catalog Number | UPC Code     | Description                                             | CA 03 | GA 27 | IL 06 | NJ 12 | TX 04 | Wt. each   | Ctn. Qty |
|-------------|----------------|--------------|---------------------------------------------------------|-------|-------|-------|-------|-------|------------|----------|
| 93073247    | LM2-03L        | 782520868918 | 6V 10.8W, White (No Remote Capacity), 3W LED lamps      | •     | •     | •     |       |       | 9.0        | 1        |
| 93073249    | LM33-03L       | 782520868949 | 6V 33W, White, 3W LED lamps                             | •     | •     |       |       |       | 11.0       | 1        |
| 93073250    | LM33I-03L      | 782520868956 | 6V 33W, White, 3W LED lamps with Spectron Circuitry     | •     | •     |       |       |       | 11.0       | 1        |
| LM2         | LM2            | 782520843724 | 6V 14.4W, White (No Remote Capacity)                    | •     | •     | •     | •     |       | 9.01 lbs.  | 1        |
| LM16        | LM16           | 782520843731 | 6V 16W, White (No Remote Capacity)                      | •     |       | •     | •     |       | 9.10 lbs.  | 1        |
| LM16I       | LM16I          | 782520851651 | 6V 16W, White (No Remote Capacity), Spectron® Circuitry | •     | •     |       |       |       | 9.10 lbs.  | 1        |
| LM24CH      | LM24CH         | 782520844288 | 6V 24W, Chicago Approved, White                         |       |       | •     |       |       | 10.00 lbs. | 1        |
| LM36CH      | LM36CH         | 782520844295 | 6V, 36W, Chicago Approved, White                        |       |       | •     |       |       | 11.60 lbs. | 1        |
| LM33        | LM33           | 782520843748 | 6V 33W, White                                           | •     | •     | •     | •     |       | 11.30 lbs. | 1        |
| LM33I       | LM33I          | 782520851705 | 6V 33W, White, Spectron® Circuitry                      | •     |       |       |       |       | 11.30 lbs. | 1        |
| LM40        | LM40           | 782520843755 | 6V 40W, White                                           | •     |       |       |       |       | 12.40 lbs. | 1        |
| LM40-12V    | LM40-12V       | 782520843816 | 12V 40W, White                                          | •     | •     |       |       |       | 12.40 lbs. | 1        |
| LM66        | LM66           | 782520843779 | 6V 66W, White                                           | •     |       |       | •     |       | 19.10 lbs. | 1        |
| LM66-V      | LM66-V         | 782520852092 | 6V 66W, White, Voltmeter                                |       |       |       | •     |       | 19.10 lbs. | 1        |
| LM66I       | LM66I          | 782520851866 | 6V 66W, White, Spectron® Circuitry                      |       | •     |       |       |       | 19.01 lbs. | 1        |
| LM66-12V    | LM66-12V       | 782520843830 | 12V 66W, White                                          | •     |       |       | •     |       | 19.10 lbs. | 1        |
| LM80        | LM80           | 782520843786 | 6V 80W, White                                           |       | •     |       |       |       | 22.00 lbs. | 1        |
| LM80-12V    | LM80-12V       | 782520843847 | 12V 80W, White                                          | •     |       |       |       |       | 21.70 lbs. | 1        |
| LM130       | LM130          | 782520843809 | 6V 130W, White                                          | •     |       |       |       |       | 28.60 lbs. | 1        |
| LM130-12V   | LM130-12V      | 782520843861 | 12V 130W, White                                         | •     | •     |       |       |       | 28.40 lbs. | 1        |



### Dynamo Series

- NEMA4X Industrial High Lumen LED Emergency Light
- Fully Adjustable LED Lamphead
- Includes Universal Mounting Plate
- Wet Location or NEMA4X Application

| Part Number                  | Catalog Number    | UPC Code     | Description                                                                    | CA 03 | GA 27 | IL 06 | NJ 12 | TX 04 | Wt. each   | Ctn. Qty |
|------------------------------|-------------------|--------------|--------------------------------------------------------------------------------|-------|-------|-------|-------|-------|------------|----------|
| 93048720                     | DYN6              | 782520867416 | 6 Watt Capacity, 3 Watt Heads, Wet Location (10° to 50°C)                      | •     | •     |       |       |       | 8.00 lbs.  | 4        |
| 93048722                     | DYN6I             | 782520867423 | 6 Watt Capacity, 3 Watt Heads, Self-diag., Wet Location (10° to 50°C)          | •     | •     |       |       |       | 8.00 lbs.  | 4        |
| 93048721                     | DYN6I-4X          | 782520867447 | 6 Watt Capacity, 3 Watt Heads, Self-diag., NEMA4X (10° to 50°C)                | •     | •     |       |       |       | 8.00 lbs.  | 4        |
| 93048723                     | DYN12             | 782520867478 | 12 Watt Capacity, 3 Watt Heads, Wet Location (10° to 50°C)                     | •     | •     |       |       |       | 10.00 lbs. | 4        |
| 93048725                     | DYN12-4X          | 782520867485 | 12 Watt Capacity, 3 Watt Heads, NEMA4X (10° to 50°C)                           | •     | •     |       |       |       | 10.00 lbs. | 4        |
| 93048727                     | DYN12I            | 782520867492 | 12 Watt Capacity, 3 Watt Heads, Self-diag., Wet Location (10° to 50°C)         | •     | •     |       |       |       | 10.00 lbs. | 4        |
| 93048724                     | DYN12-06L         | 782520867539 | 12 Watt Capacity, 6 Watt Heads, Wet Location (10°-50°C)                        | •     | •     |       |       |       | 10.00 lbs. | 4        |
| 93048728                     | DYN12I-06L        | 782520867546 | 12 Watt Capacity, 6 Watt Heads, Self-diag., Wet Location (10° to 50°C)         | •     | •     |       |       |       | 10.00 lbs. | 4        |
| 93048726                     | DYN12-4X-06L      | 782520867553 | 12 Watt Capacity, 6 Watt Heads, Self-diag., NEMA4X (10° to 50°C)               | •     | •     |       |       |       | 10.00 lbs. | 4        |
| 93048729                     | DYN12I-4X-HTR-06L | 782520867560 | 12 Watt Capacity, 6 Watt Heads, Self-diag., NEMA4X, with Heater (-30° to 50°C) | •     | •     |       |       |       | 10.00 lbs. | 4        |
| <b>Matching Remote Heads</b> |                   |              |                                                                                |       |       |       |       |       |            |          |
| 93059702                     | DYNRS-4X          | 782520867584 | 3 Watt Single Head Remote, -30° to 50°C                                        | •     | •     |       |       |       | 2.40 lbs   | 4        |
| 93059703                     | DYNRD-4X          | 782520867591 | 3 Watt Double Head Remote, -30° to 50°C                                        | •     | •     |       |       |       | 3.10 lbs.  | 4        |



### Synchron™ Series

- Input/Output 120/120 VAC or 277/277 VAC
- Single Phase System
- Uninterruptible Emergency Power Supply

| Part Number | Catalog Number | UPC Code     | Description                                                  | CA 03 | GA 27 | IL 06 | NJ 12 | TX 04 | Wt. each | Ctn. Qty |
|-------------|----------------|--------------|--------------------------------------------------------------|-------|-------|-------|-------|-------|----------|----------|
| DLS-400-120 | DLS-400-120    | 782520868833 | 400 VA/W, 120 VAC, Surface Wall Mount, True Sine Wave Output | •     |       |       |       |       | 143 lbs. | 1        |
| DLS-400-277 | DLS-400-277    | 782520868840 | 400 VA/W, 277 VAC, Surface Wall Mount, True Sine Wave Output | •     |       |       |       |       | 143 lbs. | 1        |
| DLS-525-120 | DLS-525-120    | 782520868819 | 525 VA/W, 120 VAC, Surface Wall Mount, True Sine Wave Output | •     |       |       |       |       | 173 lbs. | 1        |
| DLS-525-277 | DLS-525-277    | 782520868826 | 525 VA/W, 277 VAC, Surface Wall Mount, True Sine Wave Output | •     |       |       |       |       | 173 lbs. | 1        |



### LiteGear® Series

- Input/Output 120/120 VAC or 277/277 VAC
- Single Phase System
- Interruptible Emergency Power Supply


| Part Number | Catalog Number | UPC Code     | Description                                                            | CA 03 | GA 27 | IL 06 | NJ 12 | TX 04 | Wt. each  | Ctn. Qty |
|-------------|----------------|--------------|------------------------------------------------------------------------|-------|-------|-------|-------|-------|-----------|----------|
| 93062933    | LG125S         | 782520867829 | 125VA/110W, Surface Wall Mount, True Sine Wave Output                  | •     | •     | •     | •     |       | 42.00 lbs | 1        |
| 93062932    | LG125R         | 782520867850 | 125VA/110W, Recessed Wall Mount, True Sine Wave Output                 | •     |       | •     |       |       | 42.00 lbs | 1        |
| 93062931    | LG125T         | 782520867836 | 125VA/110W, Recessed Ceiling T-Grid Mount, True Sine Wave Output       | •     |       | •     |       |       | 43.00 lbs | 1        |
| 93066601    | LG250S         | 782520868161 | 250VA/220W Surface Wall Mount, True Sine Wave Output                   | •     |       | •     | •     |       | 60.00 lbs | 1        |
| 93081949    | LG250SI        | 782520869564 | 250VA/220W Surface Wall Mount with Self Testing, True Sine Wave Output | •     | •     |       |       |       | 61.00 lbs | 1        |



### LightPower™ Series

- Input/Output 120/120 VAC or 277/277 VAC
- Single Phase System
- Interruptible Emergency Power Supply

| Part Number | Catalog Number | UPC Code     | Description                | CA 03 | GA 27 | IL 06 | NJ 12 | TX 04 | Wt. each   | Ctn. Qty |
|-------------|----------------|--------------|----------------------------|-------|-------|-------|-------|-------|------------|----------|
| 93062364    | LPS20-S        | 782520867683 | 20W, Surface Mount         |       |       | •     |       |       | 11.00 lbs. | 1        |
| 93062365    | LPS20-R        | 782520867690 | 20W, Recessed Wall Mount   |       |       | •     |       |       | 12.00 lbs. | 1        |
| 93062366    | LPS20-T        | 782520867706 | 20W, T-grid Ceiling Mount  |       |       | •     |       |       | 12.00 lbs. | 1        |
| 93062358    | LPS32-S        | 782520867713 | 32W, Surface Mount         |       |       | •     |       |       | 14.00 lbs. | 1        |
| 93062359    | LPS32-R        | 782520867720 | 32W, Recessed Wall Mount   |       |       | •     |       |       | 15.00 lbs. | 1        |
| 93062360    | LPS32-T        | 782520867737 | 32W, T-grid Ceiling Mount  |       |       | •     |       |       | 15.00 lbs. | 1        |
| 93062367    | LPS35-S        | 782520867744 | 35W, Surface Mount         |       |       | •     |       |       | 12.00 lbs. | 1        |
| 93062368    | LPS35-R        | 782520867751 | 35W, Recessed Wall Mount   |       |       | •     |       |       | 13.00 lbs. | 1        |
| 93062369    | LPS35-T        | 782520867768 | 35W, T-grid Ceiling Mount  |       |       | •     |       |       | 13.00 lbs. | 1        |
| 93062361    | LPS55-S        | 782520867775 | 55W, Surface Mount         |       |       | •     |       |       | 18.00 lbs. | 1        |
| 93062362    | LPS55-R        | 782520867782 | 55W, Recessed Wall Mount   |       |       | •     |       |       | 19.00 lbs. | 1        |
| 93062363    | LPS55-T        | 782520867799 | 55W, T-grid Ceiling Mount  |       |       | •     |       |       | 19.00 lbs. | 1        |
| 93062452    | RTSLP          | 782520867812 | Remote Test Switch for LPS |       |       | •     |       |       | 0.20 lbs.  | 1        |



## Lampak® Series

- 120/277 VAC
- Powers Standard Lamps
- Dual Voltage

| Part Number | Catalog Number | UPC Code     | Description                                                                                     | CA 03 | GA 27 | IL 06 | NJ 12 | TX 04 | Wt. each  | Ctn. Qty |
|-------------|----------------|--------------|-------------------------------------------------------------------------------------------------|-------|-------|-------|-------|-------|-----------|----------|
| 93039236    | UFO-RP1        | 782520866174 | 500 Initial Lumens, Operates (1) T8, T10 or T12 Lamp, Ni-Cad Battery, 120/277VAC                | •     | •     | •     |       | •     | 1.70 lbs. | 1        |
| 93039241    | UFO-RP2        | 782520866181 | 700 Initial Lumens, Operates (1 or 2)T5, T5HO, T8, T10 or T12 Lamp, Ni-Cad Battery, 120/277VAC  | •     | •     | •     |       |       | 2.70 lbs  | 1        |
| 93039246    | UFO-RP3        | 782520866198 | 1400 Initial Lumens, Operates (1 or 2)T5, T5HO, T8, T10 or T12 Lamp, Ni-Cad Battery, 120/277VAC | •     | •     | •     |       |       | 3.30 lbs  | 1        |
| 93067812    | UFO-LP1        | 782520868857 | Low Profile for Linear or Long Fluorescent Lamp T5, T8 (Powers 1 Lamp), 750 Lumen Output        |       | •     | •     |       |       | 3.40 lbs. | 1        |
| 93067813    | UFO-LP2        | 782520868864 | Low Profile for Linear or Long Fluorescent Lamp T5, T8 (Powers 1 Lamp), 1250 Lumen Output       |       | •     | •     |       |       | 3.40 lbs. | 1        |
| UFO-3AW     | UFO-3AW        | 782520836320 | 350-450 Lumens (Powers 1 Lamp)                                                                  | •     | •     | •     | •     | •     | 2.00 lbs. | 1        |
| UFO-4W      | UFO-4W         | 782520821470 | 500-600 Lumens (Powers 1 Lamp)                                                                  | •     | •     | •     | •     |       | 2.50 lbs. | 1        |
| UFO-5W      | UFO-5W         | 782520830007 | 600-700 Lumens (Powers 1 Lamp)                                                                  | •     |       | •     | •     |       | 3.00 lbs. | 1        |
| UFO-5AW     | UFO-5AW        | 782520840853 | 600-700 Lumens (Powers 1 or 2 Lamps)                                                            |       |       | •     |       |       | 3.00 lbs. | 1        |
| UFO-6W      | UFO-6W         | 782520830014 | 1100-1400 Lumens (Powers 1 or 2 Lamps)                                                          | •     | •     | •     |       |       | 3.50 lbs. | 1        |
| UFO-6WI     | UFO-6WI        | 782520856212 | 1100-1400 Lumens (Powers 1 or 2 Lamps), Spectron® Circuitry                                     |       | •     | •     |       |       | 3.60 lbs. | 1        |
| UFO-7W      | UFO-7W         | 782520856151 | 1800-3500 Lumens (Powers 1 or 2 Lamps)                                                          |       | •     | •     |       |       | 8.80 lbs. | 1        |
| UFO-7WI     | UFO-7WI        | 782520856229 | 1800-3500 Lumens (Powers 1 or 2 Lamps), Spectron® Circuitry                                     |       |       | •     |       |       | 8.80 lbs. | 1        |
| F-WC        | F-WC           | 782520834425 | Wire Bundle Cover (UFO-3AW through 6W only)                                                     |       | •     |       |       |       | 0.20 lbs. | 1        |
| SPRTS       | SPRTS          | 782520856236 | Single-pole Remote Test Switch/Charge Indicator (UFO-3AW through 6W, LP1 and LP2 only)          |       | •     | •     |       |       | 0.20 lbs. | 1        |



## Lampak® UFO-CF Series

- 120/277 VAC
- Powers Compact Lamps
- Dual Voltage


| Part Number | Catalog Number | UPC Code     | Description                                               | CA 03 | GA 27 | IL 06 | NJ 12 | TX 04 | Wt. each  | Ctn. Qty |
|-------------|----------------|--------------|-----------------------------------------------------------|-------|-------|-------|-------|-------|-----------|----------|
| UFO-CF1     | UFO-CF1        | 782520863982 | 300-750 Lumens (Powers 1 Lamp)                            | •     | •     | •     |       | •     | 3.00 lbs  | 10       |
| UFO-CF2     | UFO-CF2        | 782520863999 | 700-1100 Lumens (Powers 1 Lamp)                           |       |       | •     |       |       | 4.30 lbs  | 10       |
| UFO-CF2-CLD | UFO-CF2-CLD    | 782520864002 | 700-1100 Lumens (Powers 1 Lamp), -20°C to 55°C Cold Temp. |       |       | •     |       |       | 3.60 lbs. | 10       |



## Lampak® UFO-LED Series

- 120/277 VAC Inverter Output for 25 W/VA LED Luminaires

| Part Number | Catalog Number | UPC Code     | Description                                                   | CA 03 | GA 27 | IL 06 | NJ 12 | TX 04 | Wt. each | Ctn. Qty |
|-------------|----------------|--------------|---------------------------------------------------------------|-------|-------|-------|-------|-------|----------|----------|
| 93046793    | UFO-LED25      | 782520866501 | Powers up to 25 VA/W of LED Luminaires with Full Lumen Output |       | •     | •     | •     |       | 7.40 lbs | 6        |



## ATSD Series

- Auxiliary Transfer Switch

| Part Number | Catalog Number | UPC Code     | Description                                              | CA 03 | GA 27 | IL 06 | NJ 12 | TX 04 | Wt. each | Ctn. Qty |
|-------------|----------------|--------------|----------------------------------------------------------|-------|-------|-------|-------|-------|----------|----------|
| ATSD        | ATSD           | 782520856243 | Luminaire Mount 3 Amp Capacity Auxiliary Transfer Switch |       | •     |       |       |       | 0.80 lbs | 1        |
| ATSD20      | ATSD20         | 782520863494 | Wall Mount 20 Amp Capacity Auxiliary Transfer Switch     |       | •     |       |       |       | 5.00 lbs | 6        |



## PowerLED PLD Series

- 90 Minutes of Emergency Power for LED Fixtures
- Long Life, Ni-Cd Battery
- Universal 120 -277 VAC Input

| Part Number | Catalog Number | UPC Code     | Description                                         | CA 03 | GA 27 | IL 06 | NJ 12 | TX 04 | Wt. each | Ctn. Qty |
|-------------|----------------|--------------|-----------------------------------------------------|-------|-------|-------|-------|-------|----------|----------|
| 93070839    | PLD10          | 782520868888 | 10 Watt, 20-56 VDC Output, Polycarbonate Housing    | •     | •     | •     | •     | •     | 2.10 lbs | 1        |
| 93078803    | PLD10M         | 782520869335 | 10 Watt, 20-56 VDC Output, Galvanized Steel Housing | •     | •     | •     | •     | •     | 3.40 lbs | 1        |
| 93080406    | PLRTS          | 782520869410 | Remote Test Switch / Charge Indicator               | •     | •     | •     | •     | •     | 0.20 lbs | 1        |



### EVC Series

- 120/277 VAC
- White or Black Finish
- LED Combination Exit/Light
- High Output LED

| Part Number | Catalog Number | UPC Code     | Description                                                 | CA 03 | GA 27 | IL 06 | NJ 12 | TX 04 | Wt. each  | Ctn. Qty |
|-------------|----------------|--------------|-------------------------------------------------------------|-------|-------|-------|-------|-------|-----------|----------|
| 93041415    | EVCURW         | 782520866372 | Red Letters, White Housing                                  | •     | •     | •     | •     |       | 3.65 lbs. | 6        |
| 93041416    | EVCUGW         | 782520866389 | Green Letters, White Housing                                | •     | •     | •     |       |       | 3.65 lbs. | 6        |
| 93041418    | EVCURWD        | 782520866396 | Red Letters, White Housing, Damp Listed                     | •     | •     | •     |       |       | 3.65 lbs. | 6        |
| 93041421    | EVCURWD4       | 782520866402 | Red letters, White Housing, Damp, Remote Capacity           | •     | •     | •     | •     | •     | 3.65 lbs. | 6        |
| 93041422    | EVCUGWD4       | 782520866419 | Green Letters, White Housing, Damp, Remote Capacity         | •     |       | •     |       | •     | 3.65 lbs. | 6        |
| 93041419    | EVCURWDI       | 782520866426 | Red Letters, White Housing, Damp, Spectron                  | •     | •     |       |       |       | 3.65 lbs. | 6        |
| 93041420    | EVCUGWDI       | 782520866433 | Green Letters, White Housing, Damp, Spectron                | •     | •     |       |       |       | 3.65 lbs. | 6        |
| 93042770    | EVCURWD4I      | 782520866440 | Red Letters, White Housing, Damp, Remote Capacity, Spectron | •     | •     |       |       |       | 3.65 lbs. | 6        |
| 93042771    | EVCURWD4-0     | 782520866457 | Red Letters, White Housing, Damp, Remote Capacity, No Heads | •     | •     | •     |       |       | 3.65 lbs. | 6        |
| 93041417    | EVCURBD        | 782520866471 | Red Letters, Black Housing, Damp Listed                     | •     | •     |       |       |       | 3.65 lbs. | 6        |
| 93041414    | EVCURBD4       | 782520866488 | Red letters, Black housing, Damp Listed, Remote Capacity    | •     |       |       |       |       | 3.65 lbs. | 6        |



### EVE Series

- 120/277 VAC
- Thermoplastic Housing
- Nickel Metal Hydride
- LED

| Part Number | Catalog Number | UPC Code     | Description                                                   | CA 03 | GA 27 | IL 06 | NJ 12 | TX 04 | Wt. each  | Ctn. Qty |
|-------------|----------------|--------------|---------------------------------------------------------------|-------|-------|-------|-------|-------|-----------|----------|
| 93048320    | EVEURW         | 782520866662 | Standard AC Exit, Red Letters, White Housing                  |       | •     | •     | •     | •     | 2.50 lbs. | 12       |
| 93048321    | EVEURWE        | 782520866679 | Standard Emergency Exit, Red Letters, White Housing           |       | •     | •     |       | •     | 2.50 lbs. | 12       |
| 93048322    | EVEURWEI       | 782520866686 | Standard Emer. Exit with SD, Red Letters, White Housing       |       | •     |       |       | •     | 2.50 lbs. | 12       |
| 93048323    | EVEUGW         | 782520866730 | Standard AC Exit, Green Letters, White Housing                |       | •     |       |       | •     | 2.50 lbs. | 12       |
| 93048324    | EVEUGWE        | 782520866747 | Standard Emergency Exit, Green Letters, White Housing         |       | •     |       |       | •     | 2.50 lbs. | 12       |
| 93048325    | EVEUGWEI       | 782520866754 | Standard Emergency Exit with SD, Green Letters, White Housing |       | •     |       |       |       | 2.50 lbs. | 12       |
| 93048326    | EVEURB         | 782520866716 | Standard AC Exit, Red Letters, Black Housing                  | •     | •     |       |       |       | 2.50 lbs. | 12       |
| 93048327    | EVEURBE        | 782520866723 | Standard Emergency Exit, Red Letters, Black Housing           |       | •     |       |       |       | 2.50 lbs. | 12       |
| 93049532    | EVEUGBE        | 782520866761 | Standard Emergency Exit, Green Letters, Black Housing         |       | •     |       |       |       | 2.50 lbs. | 12       |
| 93049531    | EVEURW-2C      | 782520866709 | Standard AC Exit, Red Letters, White Housing, 2-circuit       | •     | •     |       |       |       | 2.50 lbs. | 12       |



### EVE4X Series

- 120/277 VAC
- Thermoplastic Housing
- Wet Location Listed to UL924
- Long-Life Nickel Metal Hydride Battery

| Part Number | Catalog Number | UPC Code     | Description                                                                                  | CA 03 | GA 27 | IL 06 | NJ 12 | TX 04 | Wt. each | Ctn. Qty |
|-------------|----------------|--------------|----------------------------------------------------------------------------------------------|-------|-------|-------|-------|-------|----------|----------|
| 93075407    | EVE4XRW        | 782520868994 | AC Only, Red Letters, White Stencil/Housing, Clear Front Cover, Single Face                  |       | •     |       |       |       | 7.5 lbs. | 1        |
| 93075411    | EVE4XRWE       | 782520869038 | Emergency with Battery, Red Letters, White Stencil/Housing, Clear Front Cover, Single Face   |       | •     |       |       |       | 8.0 lbs. | 1        |
| 93075412    | EVE4XGWE       | 782520869045 | Emergency with Battery, Green Letters, White Stencil/Housing, Clear Front Cover, Single Face | •     |       |       |       |       | 8.0 lbs. | 1        |



### LT Series

- 120/277 VAC
- Emergency Unit Plus LED Exit Sign
- Thermoplastic Housing

| Part Number | Catalog Number | UPC Code     | Description                                                                               | CA 03 | GA 27 | IL 06 | NJ 12 | TX 04 | Wt. each  | Ctn. Qty |
|-------------|----------------|--------------|-------------------------------------------------------------------------------------------|-------|-------|-------|-------|-------|-----------|----------|
| LTURWV11    | LTURW          | 782520864187 | Red Letters, White Housing, Single/Double Face                                            | •     | •     | •     | •     |       | 9.20 lbs. | 4        |
| LTURWDV11   | LTURWD         | 782520864224 | Red Letters, White Housing, Single/Double Face, Damp Location Listed                      |       | •     |       |       |       | 9.80 lbs. | 4        |
| LTURWDIV11  | LTURWDI        | 782520864231 | Red Letters, White Housing, Single/Double Face, Damp Location Listed, Spectron® Circuitry | •     | •     |       |       |       | 9.80 lbs. | 4        |
| LTURW3V11   | LTURW3         | 782520864217 | Red Letters, White Housing, Single/Double Face, Remote Capacity                           |       | •     | •     | •     |       | 9.50 lbs. | 4        |
| LTURW3-0    | LTURW3-0       | 782520849184 | Red Letters, White Housing, Single/Double Face, Remote Capacity, No Lighting Heads        |       | •     | •     |       |       | 9.50 lbs. |          |
| LTURBV11    | LTURB          | 782520864200 | Red Letters, Black Housing, Single/Double Face                                            | •     | •     |       |       |       | 9.20 lbs. | 4        |
| LTUGWV11    | LTUGW          | 782520864194 | Green Letters, White Housing, Single/Double Face                                          | •     | •     | •     |       |       | 9.20 lbs. | 4        |



### LN4X Series

- 120/277 VAC
- Wet Location Listed
- Harsh Environmental Use
- Dual Voltage

| Part Number | Catalog Number | UPC Code     | Description                                                                                 | CA 03 | GA 27 | IL 06 | NJ 12 | TX 04 | Wt. each  | Ctn. Qty |
|-------------|----------------|--------------|---------------------------------------------------------------------------------------------|-------|-------|-------|-------|-------|-----------|----------|
| LN4XRW      | LN4XRW         | 782520837358 | Red Letters, White Stencil/Housing, Clear Front Cover, Single Face                          |       | •     | •     |       |       | 8.80 lbs. | 1        |
| LN4XRWE     | LN4XRWE        | 782520837372 | Red Letters, White Stencil/Housing, Clear Front Cover, Single Face                          |       | •     |       |       |       | 9.00 lbs. | 1        |
| LN4XRWEI    | LN4XRWEI       | 782520837396 | Red Letters, White Stencil/Housing, Clear Front Cover, Single Face with Spectron® Circuitry |       |       | •     |       |       | 9.00 lbs. | 1        |



### SE Series

- 120/277 VAC
- LED
- Cast Aluminum Housing

| Part Number    | Catalog Number | UPC Code     | Description                                                                                           | CA 03 | GA 27 | IL 06 | NJ 12 | TX 04 | Wt. each  | Ctn. Qty |
|----------------|----------------|--------------|-------------------------------------------------------------------------------------------------------|-------|-------|-------|-------|-------|-----------|----------|
| SESRWEV11      | SESRWE         | 782520865191 | Red Letters, White Housing, Single Face                                                               | •     | •     | •     | •     |       | 6.00 lbs. | 6        |
| SESRWEIV11     | SESRWEI        | 782520865207 | Red Letters, White Housing, Spectron® Circuitry, Single Face                                          | •     | •     | •     |       |       | 6.00 lbs. | 6        |
| SESRWE-VTRV11  | SESRWE-VTR     | 782520865269 | Red Letters, White Housing, Single Face                                                               | •     |       |       |       |       | 6.00 lbs. | 6        |
| SESRWEI-VTRV11 | SESRWEI-VTR    | 782520865283 | Red Letters, White Housing, Spectron® Circuitry, Single Face                                          | •     |       |       |       |       | 6.00 lbs. | 6        |
| SESRWNEIV11    | SESRWNEI       | 782520865238 | Red Letters, White Housing, Brushed Aluminum Stencil, Spectron® Circuitry, Single Face                | •     |       |       |       |       | 6.00 lbs. | 6        |
| SESRWNEV11     | SESRWNE        | 782520865221 | Red Letters, White Housing, Brushed Aluminum Stencil, Single Face                                     | •     | •     |       |       |       | 6.00 lbs. | 6        |
| SEDRWEV11      | SEDRWE         | 782520864477 | Red Letters, White Housing, Double Face                                                               | •     | •     | •     |       |       | 6.00 lbs. | 6        |
| SEDRWEIV11     | SEDRWEI        | 782520864484 | Red Letters, White Housing, Double Face, Spectron® Circuitry                                          | •     | •     |       |       |       | 6.00 lbs. | 6        |
| SEDRWNEV11     | SEDRWNE        | 782520847654 | Red Letters, White Housing, Brushed Aluminum Stencil, Double Face                                     |       | •     |       |       |       | 6.00 lbs. | 6        |
| SESRBEV11      | SESRBE         | 782520847562 | Red Letters, Black Housing, Single Face                                                               | •     | •     |       |       |       | 6.00 lbs. | 6        |
| SEDRBEV11      | SEDRBE         | 782520847579 | Red Letters, Black Housing, Double Face                                                               |       | •     |       |       |       | 6.00 lbs. | 6        |
| SESRBNEV11     | SESRBNE        | 782520865160 | Red Letters, Black Housing, Brushed Aluminum Stencil, Single Face                                     | •     | •     | •     | •     |       | 6.00 lbs. | 6        |
| SESRBNE-VTRV11 | SESRBNE-VTR    | 782520865252 | Red Letters, Black Housing, Brushed Aluminum Stencil, Single Face with Vandal/Tamper-resistant Option | •     |       |       |       |       | 6.00 lbs. | 6        |
| SESRBNEIV11    | SESRBNEI       | 782520865177 | Red Letters, Black Housing, Brushed Aluminum Stencil, Single Face, Spectron® Circuitry                | •     | •     |       |       |       | 6.00 lbs. | 6        |
| SEDRBNEV11     | SEDRBNE        | 782520864446 | Red Letters, Black Housing, Brushed Aluminum Stencil, Double Face                                     | •     | •     |       |       |       | 6.00 lbs. | 6        |
| SEDRBNEIV11    | SEDRBNEI       | 782520847777 | Red Letters, Black Housing, Brushed Aluminum Stencil, Double Face, Spectron® Circuitry                | •     |       |       |       |       | 6.00 lbs. | 6        |
| SESGWEV11      | SESGWE         | 782520865078 | Green Letters, White Housing, Single Face                                                             | •     | •     |       |       |       | 6.00 lbs. | 6        |
| SESGWEIV11     | SESGWEI        | 782520865085 | Green Letters, White Housing, Single Face Spectron® Circuitry                                         | •     | •     |       |       |       | 6.00 lbs. | 6        |
| SESGWE-VTRV11  | SESGWE-VTR     | 782520865276 | Green Letters, White Housing, Single Face with Vandal/Tamper-resistant Option                         | •     |       |       |       |       | 6.00 lbs. | 6        |
| SEDGWV11       | SEDGW          | 782520864347 | Green Letters, White Housing, Single Face                                                             | •     |       |       |       |       | 6.00 lbs. | 6        |
| SEDGWEV11      | SEDGWE         | 782520864354 | Green Letters, White Housing, Double Face                                                             | •     |       |       |       |       | 6.00 lbs. | 6        |
| SEDGWEIV11     | SEDGWEI        | 782520847715 | Green Letters, White Housing, Double Face Spectron® Circuitry                                         | •     |       |       |       |       | 6.00 lbs. | 6        |
| SESGBNEV11     | SESGBNE        | 782520865047 | Green Letters, Black Housing, Brushed Aluminum Stencil, Single Face                                   | •     |       |       |       |       | 6.00 lbs. | 6        |
| SESGBNEIV11    | SESGBNEI       | 782520847784 | Green Letters, Black Housing, Brushed Aluminum Stencil, Double Face, Spectron® Circuitry              | •     |       |       |       |       | 6.00 lbs. | 6        |
| SEDGBNEV11     | SEDGBNE        | 782520864323 | Green Letters, Black Housing, Brushed Aluminum Stencil, Double Face                                   |       | •     |       |       |       | 6.00 lbs. | 6        |
| RBB            | RBB            | 782520849856 | Rough-In Back Box Kit                                                                                 |       | •     |       |       |       | 2.70 lbs. | 1        |



### SE Series

- 120/277 VAC
- LED
- Cast Aluminum Housing

| Part Number | Catalog Number | UPC Code     | Description                                                         | CA 03 | GA 27 | IL 06 | NJ 12 | TX 04 | Wt. each  | Ctn. Qty |
|-------------|----------------|--------------|---------------------------------------------------------------------|-------|-------|-------|-------|-------|-----------|----------|
| SEDGBNV11   | SEDGBN         | 782520864316 | Green Letters, Black Housing, Brushed Aluminum Stencil, Double Face | •     | •     |       |       |       | 6.00 lbs. | 6        |
| SESRWV11    | SESRW          | 782520865184 | Red Letters, White Housing, Single Face                             | •     | •     | •     |       |       | 6.00 lbs. | 6        |
| SESRWNV11   | SESRWN         | 782520865214 | Red Letters, White Housing, Brushed Aluminum Stencil, Single Face   | •     |       |       |       |       | 6.00 lbs. | 6        |
| SESRBV11    | SESRB          | 782520865122 | Red Letters, Black Housing, Single Face                             | •     |       |       |       |       | 6.00 lbs. | 6        |
| SEDRWV11    | SEDRW          | 782520864460 | Red Letters, White Housing, Double Face                             | •     | •     |       |       |       | 6.00 lbs. | 6        |
| SEDRBV11    | SEDRB          | 782520864408 | Red Letters, White Housing, Double Face                             | •     |       |       |       |       | 6.00 lbs. | 6        |
| SEDRWNV11   | SEDRWN         | 782520864491 | Red Letters, White Housing, Brushed Aluminum Stencil, Double Face   | •     |       |       |       |       | 6.00 lbs. | 6        |
| SESRBNV11   | SESRBN         | 782520865153 | Red Letters, Black Housing, Brushed Aluminum Stencil, Single Face   | •     | •     | •     | •     |       | 6.00 lbs. | 6        |
| SEDRBNV11   | SEDRBN         | 782520864439 | Red Letters, Black Housing, Brushed Aluminum Stencil, Double Face   | •     |       |       |       |       | 6.00 lbs. | 6        |
| SESGWV11    | SESGW          | 782520865061 | Green Letters, White Housing, Single Face                           | •     | •     |       |       |       | 6.00 lbs. | 6        |
| SESGWNV11   | SESGWN         | 782520865092 | Green Letters, White Housing, Brushed Aluminum Stencil, Single Face | •     |       |       |       |       | 6.00 lbs. | 6        |
| SESGBNV11   | SESGBN         | 782520865030 | Green Letters, Black Housing, Brushed Aluminum Stencil, Single Face | •     | •     |       |       |       | 6.00 lbs. | 6        |
| SESGBV11    | SESGB          | 782520865009 | Green Letters, Black Housing, Single Face                           | •     |       |       |       |       | 6.00 lbs. | 6        |
| SEDGBNV11   | SEDGBN         | 782520864316 | Green Letters, Black Housing, Brushed Aluminum Stencil, Double Face | •     | •     |       |       |       | 6.00 lbs. | 6        |



### HCX Series

- 120/277 VAC
- Emergency Unit Plus LED Exit Sign
- Halogen Emergency Lamps
- Thermoplastic Housing

| Part Number   | Catalog Number | UPC Code     | Description                                                 | CA 03 | GA 27 | IL 06 | NJ 12 | TX 04 | Wt. each  | Ctn. Qty |
|---------------|----------------|--------------|-------------------------------------------------------------|-------|-------|-------|-------|-------|-----------|----------|
| HCXURW        | HCXURW         | 782520860462 | White Housing, Red Letters                                  | •     | •     | •     | •     |       | 8.10 lbs. | 6        |
| HCXUGW        | HCXUGW         | 782520860479 | White Housing, Green Letters                                | •     | •     | •     |       |       | 8.10 lbs. | 6        |
| HCXURB        | HCXURB         | 782520861193 | Red Letters, Black Housing                                  | •     |       |       |       |       | 8.10 lbs. | 6        |
| HCXURWRC12    | HCXURWRC12     | 782520861216 | White Housing, Red Letters, Remote Capacity                 | •     | •     | •     |       |       | 9.70 lbs. | 6        |
| HCXUGWRC12    | HCXUGWRC12     | 782520861223 | White Housing, Green Letters, Remote Capacity               | •     |       |       |       |       | 9.70 lbs. | 6        |
| HCXURW-0-RC12 | HCXURW-0-RC12  | 782520862022 | White Housing, Red Letters, No Heads, 23W Remote Capacity   | •     | •     | •     |       |       | 9.00 lbs. | 6        |
| HCXUGW-0-RC12 | HCXUGW-0-RC12  | 782520862039 | White Housing, Green Letters, No Heads, 23W Remote Capacity | •     | •     |       |       |       | 9.00 lbs. | 6        |



### LX Series

- 120/277 VAC
- Thermoplastic Housing
- Dual Voltage
- LED

| Part Number | Catalog Number | UPC Code     | Description                                                                         | CA 03 | GA 27 | IL 06 | NJ 12 | TX 04 | Wt. each  | Ctn. Qty |
|-------------|----------------|--------------|-------------------------------------------------------------------------------------|-------|-------|-------|-------|-------|-----------|----------|
| LXURVV11    | LXURV          | 782520836375 | Red Letters, White Housing, Single/Double Face, AC Only                             | •     | •     | •     | •     |       | 4.00 lbs. | 12       |
| LXUGBEV11   | LXUGBE         | 782520864118 | Green Letters, Black Housing, Single/Double Face, Emergency Use                     | •     | •     |       |       |       | 4.50 lbs. | 12       |
| LXUGBV11    | LXUGB          | 782520864101 | Green Letters, Black Housing, Single/Double Face, AC Only                           | •     | •     |       |       |       | 4.00 lbs. | 12       |
| LXUGW-2C    | LXUGW-2C       | 782520836573 | Green Letters, White Housing, Single Double Face, 2-circuit Operation, AC Only      | •     |       |       |       |       | 4.50 lbs. | 12       |
| LXUGWEIV11  | LXUGWEI        | 782520864095 | Green Letters, White Housing, Single/Double Face, Spectron Circuitry, Emergency Use | •     |       | •     |       |       | 4.50 lbs. | 12       |
| LXUGWEV11   | LXUGWE         | 782520864088 | Green Letters, White Housing, Single/Double Face, Emergency Use                     | •     |       | •     |       | •     | 4.50 lbs. | 12       |
| LXUGWV11    | LXUGW          | 782520864071 | Green Letters, White Housing, Single/Double Face, AC Only                           | •     |       | •     |       |       | 4.00 lbs. | 12       |
| LXURBEV11   | LXURBE         | 782520864170 | Red Letters, Black Housing, Single/Double Face, Emergency Use                       | •     | •     | •     | •     |       | 4.50 lbs. | 12       |
| LXURBV11    | LXURB          | 782520864163 | Red Letters, Black Housing, Single/Double Face, AC Only                             | •     | •     |       |       |       | 4.00 lbs. | 12       |
| LXURW-2C    | LXURW-2C       | 782520836535 | Red Letters, White Housing, Single/Double Face, 2-circuit Operation, AC Only        | •     | •     |       |       |       | 5.00 lbs. | 12       |
| LXURWEIV11  | LXURWEI        | 782520864149 | Red Letters, White Housing, Single/Double Face, Spectron Circuitry, Emergency Use   | •     | •     | •     | •     |       | 4.20 lbs. | 12       |
| LXURWEV11   | LXURWE         | 782520864132 | Red Letters, White Housing, Single/Double Face, Emergency Use                       | •     | •     | •     | •     | •     | 4.20 lbs. | 12       |
| LXURVV11    | LXURV          | 782520864125 | Red Letters, White Housing, Single/Double Face, AC Only                             | •     | •     | •     | •     |       | 4.00 lbs. | 12       |
| PMLXW       | PMLXW          | 782520837884 | Pendant Mounting Kit, 12.5", White                                                  |       | •     |       |       |       | 2.00 lbs. | 1        |



### SEWL Series

- 120/277 VAC
- Emergency Use
- Spectron Circuitry
- Heater

| Part Number | Catalog Number | UPC Code     | Description                               | CA 03 | GA 27 | IL 06 | NJ 12 | TX 04 | Wt. each   | Ctn. Qty |
|-------------|----------------|--------------|-------------------------------------------|-------|-------|-------|-------|-------|------------|----------|
| SEWLDGWE    | SEWLDGWE       | 782520862398 | Green Letters, White Housing, Double Face | •     |       |       |       |       | 13.10 lbs. | 5        |
| SEWLSGWE    | SEWLSGWE       | 782520862350 | Green Letters, White Housing, Single Face | •     |       |       |       |       | 13.10 lbs. | 5        |
| SEWLDRWE    | SEWLDRWE       | 782520862381 | Red Letters, White Housing, Double Face   | •     |       |       |       |       | 13.10 lbs. | 5        |
| SEWLSRWE    | SEWLSRWE       | 782520862343 | Red Letters, White Housing, Single Face   | •     | •     |       |       |       | 13.10 lbs. | 5        |
| SEWLDGBE    | SEWLDGBE       | 782520862374 | Green Letters, Black Housing, Double Face | •     |       |       |       |       | 13.10 lbs. | 5        |
| SEWLSGBE    | SEWLSGBE       | 782520862336 | Green Letters, Black Housing, Single Face | •     |       |       |       |       | 13.10 lbs. | 5        |
| SEWLDRBE    | SEWLDRBE       | 782520862367 | Red Letters, Black Housing, Double Face   | •     |       |       |       |       | 13.10 lbs. | 5        |
| SEWLSRBE    | SEWLSRBE       | 782520862329 | Red Letters, Black Housing, Single Face   | •     |       |       |       |       | 13.10 lbs. | 5        |



### SEWL Series

- 120/277 VAC
- Emergency Use
- Spectron Circuitry
- Heater

**QS 10** 10-Day Quick Ship Ordering Guide  
Order Limit Per Fixture Selection: 50

| MODEL | FACES                | LETTER COLOR     | HOUSING COLOR      | OPERATION                    | OPTIONS                                                                    |
|-------|----------------------|------------------|--------------------|------------------------------|----------------------------------------------------------------------------|
| SEWL  | S Single<br>D Double | R Red<br>G Green | W White<br>B Black | Blank AC Only<br>E Emergency | -HTR Internal Heater <sup>1</sup><br>-4X NEMA 4X, IP66 rating <sup>2</sup> |

Ordering Notes:  
1 For use with emergency models only  
2 Heater comes standard with -4X option on emergency models



### CLS Series

- 20-gauge steel enclosure in white finish
- 6" Red letters with directional arrow
- 120/277 VAC

| Part Number | Catalog Number | UPC Code     | Description                                            | CA 03 | GA 27 | IL 06 | NJ 12 | TX 04 | Wt. each  | Ctn. Qty |
|-------------|----------------|--------------|--------------------------------------------------------|-------|-------|-------|-------|-------|-----------|----------|
| 93073297    | CLSE3          | 782520868895 | Chicago Approved, Steel LED Exit, Emergency, No Arrows |       |       | •     |       |       | 1.40 lbs. | 10       |
| 93073299    | CLSS3          | 782520868901 | Chicago Approved, Steel LED Combo, Emergency, AC Only  |       |       | •     |       |       | 1.40 lbs. | 10       |



### CLSC Series

- Chicago approved LED Combination Exit/Emergency Light
- 20-gauge steel enclosure in white finish
- 6" Red letters with directional arrow
- 120/277 VAC

| Part Number | Catalog Number | UPC Code     | Description                                                          | CA 03 | IL 06 | NJ 12 | SC 07 | Wt. each   | Ctn. Qty | Price |
|-------------|----------------|--------------|----------------------------------------------------------------------|-------|-------|-------|-------|------------|----------|-------|
| 93074313    | CLSCSRW-3      | 856143002148 | Steel Combination Exit/Unit, No Arrows(CP3-ENA)                      |       | •     |       |       | 16.00 lbs. | 2        |       |
| 93079447    | CLSCSRW-NP     | 782520869236 | Steel Combination Exit/Unit, No Panel Included                       |       | •     |       |       | 16.00 lbs. | 2        |       |
| 93079448    | CLSCSRW-NPRC   | 782520869243 | Steel Combination Exit/Unit, No Panel Included, with Remote Capacity |       | •     |       |       | 18.00 lbs. | 2        |       |
| 93079449    | CP3-ENA        | 782520869250 | Individual Panel, Exit No Arrow                                      |       | •     |       |       | 0.50 lbs.  | 1        |       |
| 93079450    | CP12-EDA       | 782520869267 | Individual Panel, Exit Double Arrow                                  |       | •     |       |       | 0.50 lbs.  | 1        |       |
| 93079451    | CP6-ERA        | 782520869274 | Individual Panel, Exit Right Arrow                                   |       | •     |       |       | 0.50 lbs.  | 1        |       |
| 93079452    | CP9-ELA        | 782520869281 | Individual Panel, Exit Left Arrow                                    |       | •     |       |       | 0.50 lbs.  | 1        |       |
| 93079453    | CP2-SNA        | 782520869298 | Individual Panel, Stairs No Arrow                                    |       | •     |       |       | 0.50 lbs.  | 1        |       |
| 93079454    | CP11-SDA       | 782520869304 | Individual Panel, Stairs Double Arrow                                |       | •     |       |       | 0.50 lbs.  | 1        |       |
| 93079455    | CP5-SRA        | 782520869311 | Individual Panel, Stairs Right Arrow                                 |       | •     |       |       | 0.50 lbs.  | 1        |       |
| 93079456    | CP8-SLA        | 782520869328 | Individual Panel, Stairs Left Arrow                                  |       | •     |       |       | 0.50 lbs.  | 1        |       |



### LES Series

- Surface Mounting Edge-Lit LED Exit Sign
- AC or Emergency
- Single/Double Face

### 10-Day Quick Ship Ordering Guide

Order Limit Per Fixture Selection: 50

|                                                |                                                                        |                                                                                                                                                                                                                                                           |                            |                  |                                                                                                                                      |  |  |
|------------------------------------------------|------------------------------------------------------------------------|-----------------------------------------------------------------------------------------------------------------------------------------------------------------------------------------------------------------------------------------------------------|----------------------------|------------------|--------------------------------------------------------------------------------------------------------------------------------------|--|--|
| <b>LES</b>                                     |                                                                        |                                                                                                                                                                                                                                                           |                            |                  |                                                                                                                                      |  |  |
| <b>MODEL</b>                                   | <b>FACES</b>                                                           | <b>DIRECTIONAL ARROWS</b>                                                                                                                                                                                                                                 | <b>TRIM/HOUSING FINISH</b> | <b>OPERATION</b> | <b>OPTIONS</b>                                                                                                                       |  |  |
|                                                | S Single<br>D Double*<br><i>* Not for use with wall mounted models</i> | X No arrows EXIT<br>R Right arrow*<br>L Left arrow*<br>D Double arrows<br>C L/R arrows**<br><i>* Not for use with double face models. Use "C" L/R arrow designator<br/>** Double face models only. Provides reversible right or left arrow indicator.</i> | N Satin Aluminum           | A AC only        | -W White plaque background<br>-M Mirror-plaque background <sup>1</sup><br>-8L 8 inch letter plaque (red letters only) <sup>2,3</sup> |  |  |
| <b>MOUNTING</b>                                | <b>LETTER COLOR</b>                                                    |                                                                                                                                                                                                                                                           |                            |                  |                                                                                                                                      |  |  |
| C Ceiling mount<br>W Wall mount<br>E End Mount | R Red<br>G Green                                                       |                                                                                                                                                                                                                                                           |                            |                  |                                                                                                                                      |  |  |

<sup>1</sup>For use with single face models only. Standard on double face models.  
<sup>2</sup>LES exit models with 8" plaques registered under NY-BEC Calendar number 42135 for use in New York City.  
<sup>3</sup>Single face LES exit signs specified with the -8L option are supplied without backgrounds. Double face models specified with the -8L option are supplied with mirror backgrounds.



### LE Series

- Surface Mounting Edge-Lit LED Exit Sign
- AC or Emergency
- Single/Double Face

### 10-Day Quick Ship Ordering Guide

Order Limit Per Fixture Selection: 50

|                                                |                                                                        |                                                                                                                                                                                                                                                           |                            |                                                                                                                   |                          |                                                                                                                                                                                                                                                                                                                                                                                                                                                                                      |  |
|------------------------------------------------|------------------------------------------------------------------------|-----------------------------------------------------------------------------------------------------------------------------------------------------------------------------------------------------------------------------------------------------------|----------------------------|-------------------------------------------------------------------------------------------------------------------|--------------------------|--------------------------------------------------------------------------------------------------------------------------------------------------------------------------------------------------------------------------------------------------------------------------------------------------------------------------------------------------------------------------------------------------------------------------------------------------------------------------------------|--|
| <b>LE</b>                                      |                                                                        |                                                                                                                                                                                                                                                           |                            |                                                                                                                   |                          |                                                                                                                                                                                                                                                                                                                                                                                                                                                                                      |  |
| <b>MODEL</b>                                   | <b>FACES</b>                                                           | <b>DIRECTIONAL ARROWS</b>                                                                                                                                                                                                                                 | <b>TRIM/HOUSING FINISH</b> | <b>SELF-DIAGNOSTIC</b>                                                                                            | <b>OPERATION</b>         | <b>OPTIONS</b>                                                                                                                                                                                                                                                                                                                                                                                                                                                                       |  |
|                                                | S Single<br>D Double*<br><i>* Not for use with wall mounted models</i> | X No arrows EXIT<br>R Right arrow*<br>L Left arrow*<br>D Double arrows<br>C L/R arrows**<br><i>* Not for use with double face models. Use "C" L/R arrow designator<br/>** Double face models only. Provides reversible right or left arrow indicator.</i> | N Satin Aluminum           | Blank None<br>I Spectron self-testing/self-diagnostic electronics*<br><b>* For use with emergency models only</b> | A AC only<br>E Emergency | -2C 2-circuit operation <sup>2,5</sup><br>-FAP Fire alarm panel interface <sup>3,5,6</sup><br>-FM Flasher module <sup>1,6</sup><br>-AF Audible flasher module <sup>1,6</sup><br>-DC Remote DC operation <sup>2,4,5</sup><br>-24K 220-240VAC, 60Hz. operation <sup>9</sup><br>-XK Recessed mount exit sign less rough-in kit <sup>7,9</sup><br>-W White plaque background<br>-M Mirror-plaque background <sup>8</sup><br>-8L 8 inch letter plaque (red letters only) <sup>10,11</sup> |  |
| <b>MOUNTING</b>                                | <b>LETTER COLOR</b>                                                    |                                                                                                                                                                                                                                                           |                            |                                                                                                                   |                          |                                                                                                                                                                                                                                                                                                                                                                                                                                                                                      |  |
| C Ceiling mount<br>W Wall mount<br>E End Mount | R Red<br>G Green                                                       |                                                                                                                                                                                                                                                           |                            |                                                                                                                   |                          |                                                                                                                                                                                                                                                                                                                                                                                                                                                                                      |  |

**ACCESSORIES (order separately)**

**URK** Universal rough-in kit  
**URK2C** Universal 2-circuit rough-in kit <sup>a,b,c</sup>

<sup>a</sup>For use with AC models only.  
<sup>b</sup>Rough-in kit may not be ordered separately on models specified with -24K option.  
<sup>c</sup>Must be ordered in conjunction with -2C option on exit sign

**To Order Rough-In Kit Separately**  
 To order rough-in kit only for field installation, add "-XK" option suffix to exit model number and order "URK" or "URK2C" kit separately.

<sup>1</sup>For use with emergency models only.  
<sup>2</sup>For use with AC models only.  
<sup>3</sup>Operates with 24-volt AC or DC fire alarm panels.  
<sup>4</sup>For emergency illumination of sign from remote 6-24VDC power sources.  
<sup>5</sup>-DC option may not be specified with -2C or -FAP options.  
<sup>6</sup>-AF, -FM and -FAP options may not be specified together.  
<sup>7</sup>Allows ordering of rough-in kit separately for recessed mount (LE) models.  
**See "Accessories".**  
<sup>8</sup>For use with single face models only. Standard on double face models.  
<sup>9</sup>Rough-in kit may not be ordered separately on models specified with -24K option.  
<sup>10</sup>LE exit models with 8" plaques registered under NY-BEC Calendar number 42135 for use in New York City.  
<sup>11</sup>Single face LE exit signs specified with the -8L option are supplied without backgrounds. Double face models specified with the -8L option are supplied with mirror backgrounds.



### CCU2 Series

- 20-gauge steel enclosure in white finish
- Chicago Approved Unit
- Dual 120/277 VAC Input
- UL924 Listed

| Part Number | Catalog Number | UPC Code     | Description                      | CA 03 | GA 27 | IL 06 | NJ 12 | TX 04 | Wt. each  | Ctn. Qty |
|-------------|----------------|--------------|----------------------------------|-------|-------|-------|-------|-------|-----------|----------|
| 93076245    | CCU2           | 782520869113 | 2 head LED Unit                  |       |       | •     |       |       | 6.70 lbs. | 4        |
| 93046246    | CCU2RC         | 782520869120 | 2 head LED Unit, Remote Capacity |       |       | •     |       |       | 8.20 lbs. | 4        |



### CRU Series

- Chicago Approved Recessed Unit
- 10-gauge steel with white finish
- Dual 120/277 VAC Input

| Part Number | Catalog Number | UPC Code     | Description                            | CA 03 | GA 27 | IL 06 | NJ 12 | TX 04 | Wt. each  | Ctn. Qty |
|-------------|----------------|--------------|----------------------------------------|-------|-------|-------|-------|-------|-----------|----------|
| 93076359    | CRU            | 782520869175 | Chicago Recessed Unit                  |       |       | •     |       |       | 31.0 lbs. | 2        |
| 93076360    | CRURC          | 782520869182 | Chicago Recessed Unit, Remote Capacity |       |       | •     |       |       | 39.0 lbs. | 2        |



### CRH Remote Heads

- Indoor remote made of 20-gauge steel
- Outdoor remote made of Die-Cast Aluminum
- Glass Lens
- Single or Double remote heads

| Part Number | Catalog Number | UPC Code     | Description                                     | CA 03 | GA 27 | IL 06 | NJ 12 | TX 04 | Wt. each  | Ctn. Qty |
|-------------|----------------|--------------|-------------------------------------------------|-------|-------|-------|-------|-------|-----------|----------|
| 93076288    | CRHI           | 782520869137 | Indoor, Steel, Single Remote Head               |       |       | •     |       |       | 0.70 lbs. | 12       |
| 93076289    | CRHI2          | 782520869144 | Indoor, Steel, Double Remote Heads              |       |       | •     |       |       | 1.10 lbs. | 12       |
| 93076290    | CRHO           | 782520869151 | Outdoor, Die-Cast Aluminum, Single Remote Head  |       |       | •     |       |       | 1.30 lbs. | 12       |
| 93076291    | CRHO2          | 782520869168 | Outdoor, Die-Cast Aluminum, Double Remote Heads |       |       | •     |       |       | 2.40 lbs. | 12       |





### EVR Series

- LED Double Head Remote
- Indoor Use
- Powered by EV4 Emergency Light

| Part Number | Catalog Number | UPC Code     | Description                                  | CA 03 | GA 27 | IL 06 | NJ 12 | TX 04 | Wt. each  | Ctn. Qty |
|-------------|----------------|--------------|----------------------------------------------|-------|-------|-------|-------|-------|-----------|----------|
| 93036789    | EVR2           | 782520865535 | Indoor LED Remote, Double Head, White Finish | •     | •     |       | •     |       | 2.00 lbs. | 12       |
| 93036790    | EVR2B          | 782520865542 | Indoor LED Remote, Double Head, Black Finish | •     | •     |       |       |       | 2.00 lbs. | 12       |



### EVHCR Series

- High Lumen Double Head Remote
- Indoor Use
- Powered by EVHC12 Emergency Light

| Part Number | Catalog Number | UPC Code     | Description                             | CA 03 | GA 27 | IL 06 | NJ 12 | TX 04 | Wt. each  | Ctn. Qty |
|-------------|----------------|--------------|-----------------------------------------|-------|-------|-------|-------|-------|-----------|----------|
| 93050690    | EVHCR2         | 782520867249 | 346 Lumen Lamphead Remote, White Finish | •     | •     | •     |       |       | 2.80 lbs. | 6        |



### EVO Series

- LED Single or Double Head Remote
- White or Black Finish
- Outdoor Use
- Powered by EV4 Emergency Light

| Part Number | Catalog Number | UPC Code     | Description                                   | CA 03 | GA 27 | IL 06 | NJ 12 | TX 04 | Wt. each  | Ctn. Qty |
|-------------|----------------|--------------|-----------------------------------------------|-------|-------|-------|-------|-------|-----------|----------|
| 93041097    | EVOSW          | 782520866228 | Outdoor LED Remote, Single Head, White Finish | •     | •     | •     | •     |       | 0.80 lbs. | 12       |
| 93041098    | EVODW          | 782520866235 | Outdoor LED Remote, Double Head, White Finish | •     | •     | •     | •     | •     | 1.20 lbs. | 12       |
| 93041099    | EVOSB          | 782520866242 | Outdoor LED Remote, Single Head, Black Finish | •     | •     | •     |       | •     | 0.80 lbs. | 12       |
| 93041100    | EVODB          | 782520866259 | Outdoor LED Remote, Double Head, Black Finish | •     | •     | •     | •     | •     | 1.20 lbs. | 12       |



### SRH Series

- Single or Double Head Remote
- Incandescent Lamps
- Indoor Use
- Thermoplastic Housing

| Part Number | Catalog Number | UPC Code     | Description                                | CA 03 | GA 27 | IL 06 | NJ 12 | TX 04 | Wt. each  | Ctn. Qty |
|-------------|----------------|--------------|--------------------------------------------|-------|-------|-------|-------|-------|-----------|----------|
| SRHSW0607   | SRHSW0607      | 782520857905 | 6V 7.2W Single Remote Head, White Housing  |       |       |       | •     |       | 0.90 lbs. | 1        |
| SRHDW0607   | SRHDW0607      | 782520858018 | 6V 7.2W Double Remote Head, White Housing  |       |       |       | •     |       | 1.50 lbs. | 1        |
| SRHSW1207   | SRHSW1207      | 782520857967 | 12V 7.2W Single Remote Head, White Housing |       |       |       | •     |       | 0.90 lbs. | 1        |
| SRHDW1207   | SRHDW1207      | 782520858070 | 12V 7.2W Double Remote Head, White Housing |       |       |       | •     |       | 1.50 lbs. | 1        |
| SRHSW1212   | SRHSW1212      | 782520857981 | 12V 12W Single Remote Head, White Housing  |       |       |       | •     |       | 0.90 lbs. | 1        |
| SRHDW1212   | SRHDW1212      | 782520858094 | 12V 12W Double Remote Head, White Housing  |       |       |       | •     |       | 1.50 lbs. | 1        |



### CPR Series

- Single or Double Head Remote
- Thermoplastic Housing
- MR 16 Halogen Lamp(s)
- Supplied with Mounting Plate

| Part Number | Catalog Number | UPC Code     | Description                       | CA 03 | GA 27 | IL 06 | NJ 12 | TX 04 | Wt. each  | Ctn. Qty |
|-------------|----------------|--------------|-----------------------------------|-------|-------|-------|-------|-------|-----------|----------|
| CPRSW0605   | CPRSW0605      | 782520861155 | Single Remote Head, White, 6V, 5W |       | •     |       |       |       | 0.52 lbs. | 12       |
| CPRDW0605   | CPRDW0605      | 782520861162 | Twin Remote Heads, White, 6V, 5W  |       | •     |       |       |       | 1.00 lbs. | 12       |
| CPRSB0605   | CPRSB0605      | 782520861179 | Single Remote Head, Black, 6V, 5W |       | •     |       |       |       | 0.52 lbs. | 12       |
| CPRDB0605   | CPRDB0605      | 782520861186 | Twin Remote Heads, Black, 6V, 5W  |       | •     |       |       |       | 1.00 lbs. | 12       |



### OMS Series

- Single or Double Head Remote
- Aluminum Spot
- Outdoor Use

| Part Number | Catalog Number | UPC Code     | Description                                    | CA 03 | GA 27 | IL 06 | NJ 12 | TX 04 | Wt. each  | Ctn. Qty |
|-------------|----------------|--------------|------------------------------------------------|-------|-------|-------|-------|-------|-----------|----------|
| OMSSW0605   | OMSSW0605      | 782520856472 | 6V 5W, Single Indoor/Outdoor White Remote Head |       |       | •     | •     |       | 1.15 lbs. | 1        |
| OMSDW0605   | OMSDW0605      | 782520856731 | 6V 5W, Twin White Remote Heads                 |       |       | •     |       |       | 1.50 lbs. | 1        |
| OMSDW0607   | OMSDW0607      | 782520856748 | 6V 7.2W, Twin White Remote Heads               |       |       | •     |       |       | 1.50 lbs. | 1        |
| OMSSB0605   | OMSSB0605      | 782520856601 | 6V 5W, Single Black Outdoor Spot               | •     |       | •     | •     |       | 1.15 lbs. | 1        |
| OMSSB0607   | OMSSB0607      | 782520856618 | 6V 7.2W, Single Black Outdoor Spot             | •     |       |       |       |       | 1.15 lbs. | 1        |
| OMSDB0605   | OMSDB0605      | 782520856861 | 6V 5W, Twin Black Outdoor Spot                 |       | •     | •     |       |       | 1.50 lbs. | 1        |
| OMSDB1208   | OMSDB1208      | 782520856953 | 12V 8W, Double Black Outdoor Spot              |       |       |       | •     |       | 1.15 lbs. | 1        |
| OMSDB1212   | OMSDB1212      | 782520856960 | 12V 12W, Double Black Outdoor Spot             |       |       |       | •     |       | 1.15 lbs. | 1        |
| OMSDW1208   | OMSDW1208      | 782520856823 | 12V 8W, Double White Outdoor Spot              |       |       |       | •     |       | 1.15 lbs. | 1        |
| OMSDW1212   | OMSDW1212      | 782520856830 | 12V 12W, Double White Outdoor Spot             |       |       |       | •     |       | 1.15 lbs. | 1        |
| OMSDW1225   | OMSDW1225      | 782520856854 | 12V, 25W, Double White Outdoor Spot            |       |       |       | •     |       | 1.15 lbs. | 1        |



### GNX Series

- Single or Double Head Remote
- Thermoplastic Housing
- Indoor Use
- Moisture Resistant

| Part Number | Catalog Number | UPC Code     | Description                       | CA 03 | GA 27 | IL 06 | NJ 12 | TX 04 | Wt. each  | Ctn. Qty |
|-------------|----------------|--------------|-----------------------------------|-------|-------|-------|-------|-------|-----------|----------|
| GNXSB0607   | GNXSB0607      | 782520857677 | 6V 7.2W, Single Black Remote Head |       | •     |       |       |       | 1.02 lbs. | 1        |
| GNXSB1209   | GNXSB1209      | 782520857738 | 12V 9W, Single Black Remote Head  |       | •     |       |       |       | 1.02 lbs. | 1        |



### DYNR Series

- NEMA4X Industrial High Lumen LED Emergency Remote
- Fully Adjustable LED Lamphead
- Wet Location or NEMA4X Application

| Part Number | Catalog Number | UPC Code     | Description                             | CA 03 | GA 27 | IL 06 | NJ 12 | TX 04 | Wt. each  | Ctn. Qty |
|-------------|----------------|--------------|-----------------------------------------|-------|-------|-------|-------|-------|-----------|----------|
| 93059702    | DYNRS-4X       | 782520867584 | 3 Watt Single Head Remote, -30° to 50°C | •     | •     |       |       |       | 2.40 lbs. | 4        |
| 93059703    | DYNRD-4X       | 782520867591 | 3 Watt Double Head Remote, -30° to 50°C | •     | •     |       |       |       | 3.10 lbs. | 4        |



### OCR Series

- MR 16 Halogen Lamp(s)
- Diecast Aluminum
- Supplied with Mounting Plate

| Part Number | Catalog Number | UPC Code     | Description                             | CA 03 | GA 27 | IL 06 | NJ 12 | TX 04 | Wt. each  | Ctn. Qty |
|-------------|----------------|--------------|-----------------------------------------|-------|-------|-------|-------|-------|-----------|----------|
| OCRSW0605   | OCRSW0605      | 782520861292 | Single Remote Head, White, 6V, 5W       | •     |       | •     |       |       | 1.30 lbs. | 10       |
| OCRDW0605   | OCRDW0605      | 782520861346 | Twin Remote Heads, White, 6V, 5W        | •     |       |       | •     |       | 2.60 lbs. | 5        |
| OCRSB0605   | OCRSB0605      | 782520861391 | Single Remote Head, Black, 6V, 5W       | •     |       | •     |       |       | 1.30 lbs. | 10       |
| OCRDB0605   | OCRDB0605      | 782520861445 | Twin Remote Heads, Black, 6V, 5W        |       |       |       | •     |       | 2.60 lbs. | 5        |
| OCRSZ0605   | OCRSZ0605      | 782520861490 | Single Remote Head, Dark Bronze, 6V, 5W | •     | •     | •     | •     |       | 1.30 lbs. | 10       |
| OCRDZ0605   | OCRDZ0605      | 782520861544 | Twin Remote Heads, Dark Bronze, 6V, 5W  | •     |       | •     |       |       | 2.60 lbs. | 5        |

Replacement lamps are available to convert the OCR Series 6V, 5W fixture to another rating:

| Lamp Part Number | Description              |
|------------------|--------------------------|
| 0110261          | Halogen, MR 16, 6V, 10W  |
| 0110263          | Halogen, MR 16, 12V, 5W  |
| 0110264          | Halogen, MR 16, 12V, 10W |

To order OCR replacement lamps, enter a purchase order with the Hubbell Lighting, Inc. Customer Service Department.

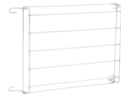


### LZR Series

- Single Head Remote
- MR 16 Halogen Lamp(s)
- Supplied with Mounting Plate
- Thermoplastic Housing

| Part Number | Catalog Number | UPC Code     | Description               | CA 03 | GA 27 | IL 06 | NJ 12 | TX 04 | Wt. each  | Ctn. Qty |
|-------------|----------------|--------------|---------------------------|-------|-------|-------|-------|-------|-----------|----------|
| LZRSW0605   | LZRSW0605      | 782520858346 | 6V 5W, White Remote Head  |       | •     |       |       |       | 1.10 lbs. | 4        |
| LZRSW1205   | LZRSW1205      | 782520858360 | 12V 5W, White Remote Head |       |       |       | •     |       | 1.10 lbs. | 4        |

### Wire Guards



- For Emergency Lighting Units and Exit Signs
- See Catalog for Exact Dimensions

| Part Number | Catalog Number | UPC Code     | Description                                                                           | CA 03 | GA 27 | IL 06 | NJ 12 | TX 04 | Wt. each  | Ctn. Qty |
|-------------|----------------|--------------|---------------------------------------------------------------------------------------|-------|-------|-------|-------|-------|-----------|----------|
| 40G         | 40G            | 782520161101 | LM-Top Mount Heads; AS, N4X, LN4X and NYX Tandem Units                                |       | •     |       |       |       | 3.90 lbs. | 1        |
| S6WG        | S6WG           | 782520161132 | Single Remote Heads, including LZRS Series                                            |       | •     |       |       |       | 1.50 lbs. | 1        |
| WGEL        | WGEL           | 782520572938 | EZ-2, EZ-2R, LZ High Capacity, Twin Remote Heads                                      | •     | •     |       |       |       | 1.50 lbs. | 1        |
| WGTW        | WGTW           | 782520572945 | Freedom LED; LT and CVT Wall Mount Series, NYDC and NYX Series, LG1S, HCX Combo Units | •     | •     |       |       |       | 2.00 lbs. | 1        |
| WGTCE       | WGTCE          | 782520572952 | Freedom LED, LT, Ceiling Mounted NYDC and NYX Exits                                   | •     | •     |       |       |       | 2.00 lbs. | 1        |
| WGLX        | WGLX           | 782520837785 | EXT-122-EM-K; Wall Mounted LX, LEDS and SE Exits                                      | •     | •     | •     | •     |       | 1.00 lbs. | 1        |
| WGLXC       | WGLXC          | 782520837792 | Ceiling-mounted LX, DK, CV3, LEDS, and SEMPRA Exits                                   |       | •     |       |       |       | 1.90 lbs. | 1        |
| WGLXE       | WGLXE          | 782520837808 | End-mounted LX, CVD, CV3, LEDS and SEMPRA Exits                                       |       | •     |       |       |       | 1.90 lbs. | 1        |
| WGLZ        | WGLZ           | 782520837778 | SL1, LZ2                                                                              | •     | •     |       |       |       | 1.00 lbs. | 1        |
| WG-MLT      | WG-MLT         | 782520161156 | Wall Mounted LX, CV3, SE and DVD Exits                                                | •     | •     |       |       |       | 2.00 lbs. | 1        |
| 93066388    | WGA1           | 782520868130 | EV2, 8 1/2"X12"X4"                                                                    | •     | •     |       |       |       | 1.5 lbs.  | 1        |
| 93066389    | WGA2           | 782520868147 | DYN, 15"X14"X7"                                                                       | •     | •     |       |       |       | 1.5 lbs.  | 1        |
| 93066390    | WGA3           | 782520868154 | EVHC, 10"X14"X6"                                                                      | •     | •     |       |       |       | 1.5 lbs.  | 1        |

### Vandal Resistant Shields



- For Emergency Lighting Units and Exit Signs
- See Catalog for Exact Dimensions

| Part Number | Catalog Number | UPC Code     | Description                                         | CA 03 | GA 27 | IL 06 | NJ 12 | TX 04 | Wt. each  | Ctn. Qty |
|-------------|----------------|--------------|-----------------------------------------------------|-------|-------|-------|-------|-------|-----------|----------|
| VRS         | VRS            | 782520171407 | EZ-2, LZ2, LZ High Capacity, EZ-2R                  | •     | •     |       | •     |       | 2.00 lbs. | 1        |
| VRS3        | VRS3           | 782520846657 | Freedom LED, LX, LEDS, SE                           | •     | •     |       |       |       | 1.30 lbs. | 1        |
| VRS-4X      | VRS-4X         | 782520171506 | EZ-2, LZ2, LZ High Capacity, EZ-2R with Wall Gasket |       | •     |       |       |       | 2.00 lbs. | 1        |





### CE Series

- Universal Face
- Damp Location Listed
- NiCad Battery
- 120/277 VAC

tradeSELECT

| Part Number | Catalog Number | UPC Code     | Description                                  | CA 03 | GA 27 | IL 06 | NJ 12 | TX 04 | Wt. each | Ctn. Qty |
|-------------|----------------|--------------|----------------------------------------------|-------|-------|-------|-------|-------|----------|----------|
| 93043113    | CER            | 856143001448 | Red Letters, White Housing                   | •     | •     | •     | •     | •     | 2.00 lbs | 6        |
| 93053081    | CERB           | 782520867126 | Red Letters, Black Housing                   | •     | •     |       |       |       | 2.00 lbs | 6        |
| 93043116    | CERRC          | 856143001462 | Red Letters, Remote Capacity, White Housing  | •     | •     | •     | •     | •     | 2.00 lbs | 6        |
| 93053083    | CERRCB         | 782520867140 | Red Letters, Remote Capacity, Black Housing  | •     | •     |       |       |       | 2.00 lbs | 6        |
| 93043114    | CEG            | 856143001455 | Green Letters, White Housing                 | •     | •     | •     | •     | •     | 2.00 lbs | 6        |
| 93053082    | CEGB           | 782520867133 | Green Letters, Black Housing                 | •     | •     |       |       |       | 2.00 lbs | 6        |
| 93043117    | CEGRC          | 856143001479 | Green Letters, Remote Capacity White Housing | •     | •     |       |       |       | 2.00 lbs | 6        |
| 93081857    | CAR            | 856143002209 | Red Letters, White Housing, AC Only          | •     | •     | •     | •     |       | 2 lbs.   | 6        |
| 93081858    | CAG            | 856143002216 | Green Letters, White Housing, AC Only        | •     | •     |       |       |       | 2 lbs.   | 6        |
| 93081859    | CARB           | 856143002223 | Red Letters, Black Housing, AC Only          | •     | •     |       |       |       | 2 lbs.   | 6        |
| 93081860    | CAGB           | 856143002230 | Green Letters, Black Housing, AC Only        | •     | •     |       |       |       | 2 lbs.   | 6        |



### CC Series

- Combination LED Exit/Unit
- Damp Location Listed
- NiCad Battery
- LED Lamps

tradeSELECT

| Part Number | Catalog Number | UPC Code     | Description                                                      | CA 03 | GA 27 | IL 06 | NJ 12 | TX 04 | Wt. each | Ctn. Qty |
|-------------|----------------|--------------|------------------------------------------------------------------|-------|-------|-------|-------|-------|----------|----------|
| 93043109    | CCR            | 856143001400 | Red Letters, White Housing Single/Double Face                    | •     | •     | •     | •     | •     | 2.5 lbs  | 6        |
| 93053078    | CCRB           | 782520867096 | Red Letters, Black Housing Single/Double Face                    | •     | •     |       |       |       | 2.5 lbs  | 6        |
| 93043110    | CCG            | 856143001417 | Green Letters, White Housing Single/Double Face                  | •     | •     |       |       | •     | 2.5 lbs  | 6        |
| 93053079    | CCGB           | 782520867102 | Green Letters, Black Housing Single/Double Face                  | •     | •     |       |       |       | 2.5 lbs  | 6        |
| 93043111    | CCRRC          | 856143001424 | Red Letters, White Housing Single/Double Face, Remote Capacity   | •     | •     | •     | •     | •     | 2.5 lbs  | 6        |
| 93053080    | CCRRCB         | 782520867119 | Red Letters, Black Housing Single/Double Face, Remote Capacity   | •     | •     |       |       |       | 2.5 lbs  | 6        |
| 93043112    | CCGRC          | 856143001431 | Green Letters, White Housing Single/Double Face, Remote Capacity | •     | •     |       |       |       | 2.5 lbs  | 6        |



### CC SQ Series

- Square High-Output LED lamp-heads
- Universal Face
- Damp Location Listed
- 120/277VAC
- NiCad Battery
- Thermoplastic Housing

tradeSELECT

| Part Number | Catalog Number | UPC Code     | Description                  | CA 03 | GA 27 | IL 06 | NJ 12 | TX 04 | Wt. each | Ctn. Qty |
|-------------|----------------|--------------|------------------------------|-------|-------|-------|-------|-------|----------|----------|
| 93081855    | CCRHOSQ        | 856143002186 | Red Letters, White Housing   | •     |       | •     | •     | •     | 2.5 lbs. | 6        |
| 93081856    | CCGHOSQ        | 856143002193 | Green Letters, White Housing | •     |       |       | •     |       | 2.5 lbs. | 6        |



### CEL Series

- Commercial LED Edge-Lit Exit Sign
- Brushed Aluminum Housing with Battery
- 120/277 VAC

tradeSELECT

| Part Number | Catalog Number | UPC Code     | Description                                | CA 03 | GA 27 | IL 06 | NJ 12 | TX 04 | Wt. each | Ctn. Qty |
|-------------|----------------|--------------|--------------------------------------------|-------|-------|-------|-------|-------|----------|----------|
| 93043118    | CELS1RNE       | 856143001547 | Red Letters, Single Face, Surface Mount    | •     | •     |       | •     | •     | 3.23 lbs | 6        |
| 93043119    | CELS1GNE       | 856143001554 | Green Letters, Single Face, Surface Mount  | •     |       |       |       |       | 3.23 lbs | 6        |
| 93043120    | CELS2RNE       | 856143001561 | Red Letters, Double Face, Surface Mount    | •     | •     |       | •     |       | 3.23 lbs | 6        |
| 93043121    | CELS2GNE       | 856143001578 | Green Letters, Double Face, Surface Mount  | •     |       |       |       |       | 3.23 lbs | 6        |
| 93043122    | CELR1RNE       | 856143001585 | Red Letters, Single Face, Recessed Mount   | •     | •     |       | •     |       | 6.14 lbs | 3        |
| 93043123    | CELR1GNE       | 856143001592 | Green Letters, Single Face, Recessed Mount | •     |       |       |       |       | 6.14 lbs | 3        |
| 93043124    | CELR2RNE       | 856143001608 | Red Letters, Double Face, Recessed Mount   | •     | •     |       | •     |       | 6.14 lbs | 3        |
| 93043125    | CELR2GNE       | 856143001615 | Green Letters, Double Face, Recessed Mount | •     |       |       |       |       | 6.14 lbs | 3        |



### CEW Series

- NiCad Battery
- Impact Resistant Polycarbonate Housing and Face-Plate
- 120/277 VAC
- Green or Red LED with Battery

tradeSELECT

| Part Number | Catalog Number | UPC Code     | Description                | CA 03 | GA 27 | IL 06 | NJ 12 | TX 04 | Wt. each  | Ctn. Qty |
|-------------|----------------|--------------|----------------------------|-------|-------|-------|-------|-------|-----------|----------|
| 93047782    | CEWSRE         | 856143001646 | Red Letters, Single Face   | •     | •     | •     | •     | •     | 4.30 lbs  | 6        |
| 93047783    | CEWDRE         | 856143001653 | Red Letters, Double Face   |       | •     | •     | •     |       | 4.30 lbs. | 6        |
| 93047784    | CEWSGE         | 856143001660 | Green Letters, Single Face | •     |       |       |       |       | 4.30 lbs  | 6        |
| 93047785    | CEWDGE         | 856143001677 | Green Letters, Double Face | •     |       |       |       |       | 4.30 lbs. | 6        |



### CSR Series

- 120 or 220-240VAC
- 50/60 Hz Input
- White Thermoplastic Housing
- Universal Face

tradeSELECT

| Part Number | Catalog Number | UPC Code     | Description                                                         | CA 03 | GA 27 | IL 06 | NJ 12 | TX 04 | Wt. each  | Ctn. Qty |
|-------------|----------------|--------------|---------------------------------------------------------------------|-------|-------|-------|-------|-------|-----------|----------|
| 93058260    | CSRIV          | 856143001783 | International Voltage SALIDA LED Sign, AC only                      | •     | •     |       |       |       | 2.00 lbs. | 6        |
| 93058261    | CSREIV         | 856143001790 | International Voltage SALIDA LED Sign, Emergency with NiCad battery | •     | •     |       |       |       | 2.00 lbs. | 6        |



### CCE Series

- Thin Die-Cast LED Exit Sign
- 120/277 VAC Input
- AC or Emergency
- Top, End or Ceiling Mount

tradeSELECT

| Part Number | Catalog Number | UPC Code     | Description                               | CA 03 | GA 27 | IL 06 | NJ 12 | TX 04 | Wt. each | Ctn. Qty |
|-------------|----------------|--------------|-------------------------------------------|-------|-------|-------|-------|-------|----------|----------|
| 93047786    | CCESRE         | 856143001684 | Red Letters, Single Face, NiCad Battery   | •     | •     |       |       |       | 2.80 lbs | 8        |
| 93047787    | CCEDRE         | 856143001691 | Red Letters, Double Face, NiCad Battery   | •     | •     |       |       |       | 2.80 lbs | 8        |
| 93047788    | CCESGE         | 856143001707 | Green Letters, Single Face, NiCad Battery | •     |       |       |       |       | 2.80 lbs | 8        |
| 93047789    | CCEDGE         | 856143001714 | Green Letters, Double Face, NiCad Battery | •     |       |       |       |       | 2.80 lbs | 8        |
| 93047790    | CCESR          | 856143001721 | Red Letters, Single Face, AC Only         | •     | •     |       |       |       | 2.80 lbs | 8        |
| 93047791    | CCEDR          | 856143001738 | Red Letters, Double Face, AC Only         | •     | •     |       |       |       | 2.80 lbs | 8        |
| 93047792    | CCESG          | 856143001745 | Green Letters, Single Face, AC Only       | •     |       |       |       |       | 2.80 lbs | 8        |
| 93047793    | CCEDG          | 856143001752 | Green Letters, Double Face, AC Only       | •     |       |       |       |       | 2.80 lbs | 8        |



### CWC Series

- Wet Location Combination Exit/ Emergency Light
- UL924 Wet Location Listed
- Fully adjustable LED lamp-heads

tradeSELECT

| Part Number | Catalog Number | UPC Code     | Description                                                           | CA 03 | GA 27 | IL 06 | NJ 12 | TX 04 | Wt. each | Ctn. Qty |
|-------------|----------------|--------------|-----------------------------------------------------------------------|-------|-------|-------|-------|-------|----------|----------|
| 93063664    | CWC1RW         | 856143001837 | White Housing, Single Face, Red Letters                               | •     | •     |       |       |       | 8.00 lbs | 4        |
| 93063665    | CWC2RW         | 856143001844 | White Housing, Double Face, Red Letters                               | •     | •     |       |       |       | 8.00 lbs | 4        |
| 93063666    | CWC1GW         | 856143001851 | White Housing, Single Face, Green Letters                             | •     |       |       |       |       | 8.00 lbs | 4        |
| 93063667    | CWC2GW         | 856143001868 | White Housing, Double Face, Green Letters                             | •     |       |       |       |       | 8.00 lbs | 4        |
| 93063668    | CWC1RW-CT      | 856143001875 | White Housing, Single Face, Red Letters, Cold Temperature Operation   | •     | •     |       |       |       | 8.00 lbs | 4        |
| 93063669    | CWC2RW-CT      | 856143001882 | White Housing, Double Face, Red Letters, Cold Temperature Operation   | •     | •     |       |       |       | 8.00 lbs | 4        |
| 93063670    | CWC1GW-CT      | 856143001899 | White Housing, Single Face, Green Letters, Cold Temperature Operation | •     |       |       |       |       | 8.00 lbs | 4        |
| 93063671    | CWC2GW-CT      | 856143001905 | White Housing, Double Face, Green Letters, Cold Temperature Operation | •     |       |       |       |       | 8.00 lbs | 4        |




### RME Series

- Running Man LED Exit Sign
- 120/347 VAC Input
- Wall, End or Ceiling Mount

tradeSELECT

| Part Number | Catalog Number | UPC Code     | Description                                                    | CA 03 | GA 27 | IL 06 | NJ 12 | TX 04 | Wt. each  | Ctn. Qty |
|-------------|----------------|--------------|----------------------------------------------------------------|-------|-------|-------|-------|-------|-----------|----------|
| 93069595    | RMEUW          | 856143001998 | Universal Single/Double Face, AC Only, 120/347VAC              | •     | •     |       |       |       | 6.00 lbs. | 1        |
| 93069596    | RMEUWE         | 856143002001 | Universal Single/Double Face, Emergency with NiCad Battery     | •     | •     |       |       |       | 6.00 lbs. | 1        |
| 93069597    | RMEUWE-SD      | 856143002018 | Universal Single/Double Face, Emergency with NiCad Battery, SD | •     | •     |       |       |       | 6.00 lbs. | 1        |



### CUSO Series

- Slim LED AC/Emergency Outdoor Light
- 8 high powered LEDs- AC 1600 lumens, emergency 600 lumens
- Self-diagnostics/Self-Test
- UL924 Wet Location listed

tradeSELECT

| Part Number | Catalog Number | UPC Code     | Description                                   | CA 03 | GA 27 | IL 06 | NJ 12 | TX 04 | Wt. each  | Ctn. Qty |
|-------------|----------------|--------------|-----------------------------------------------|-------|-------|-------|-------|-------|-----------|----------|
| 93073366    | CUSO DB        | 856143002087 | Outdoor AC/EM, 3000K, Dark Bronze             | •     | •     |       |       |       | 4.50 lbs. | 6        |
| 93073367    | CUSO DB-H      | 856143002094 | Outdoor AC/EM, 3000K, Dark Bronze with Heater | •     | •     |       |       |       | 4.50 lbs. | 6        |
| 93073368    | CUSO BK        | 856143002100 | Outdoor AC/EM, 3000K, Black                   | •     | •     |       |       |       | 4.50 lbs. | 6        |
| 93073369    | CUSO BK-H      | 856143002117 | Outdoor AC/EM, 3000K, Black with Heater       | •     | •     |       |       |       | 4.50 lbs. | 6        |
| 93073370    | CUSO WH        | 856143002124 | Outdoor AC/EM, 3000K, White                   | •     | •     |       |       |       | 4.50 lbs. | 6        |
| 93073371    | CUSO WH-H      | 856143002131 | Outdoor AC/EM, 3000K, White with Heater       | •     | •     |       |       |       | 4.50 lbs. | 6        |



### CUW Series

- Decorative LED AC/Emergency Light
- Wet Location Listed
- UL924
- Normally On and Emergency Operation

tradeSELECT

| Part Number | Catalog Number | UPC Code     | Description                                                           | CA 03 | GA 27 | IL 06 | NJ 12 | TX 04 | Wt. each  | Ctn. Qty |
|-------------|----------------|--------------|-----------------------------------------------------------------------|-------|-------|-------|-------|-------|-----------|----------|
| 93063364    | CUWZ-PC        | 856143001806 | Die-Cast, 0° to 50°C, with Photo-Control, Dark Bronze Finish          | •     | •     |       |       |       | 4.00 lbs. | 6        |
| 93063366    | CUWZ-HTR-PC    | 856143001820 | Die-Cast, -30° to 50°C, with HTR and Photo-Conrol, Dark Bronze Finish | •     | •     |       |       |       | 4.00 lbs. | 6        |



### CU2SQ Series

- Square Head LED Emergency Light
- Dual-Input 120/277VAC
- White or Black Housing
- Nickel Cadium Battery
- Damp Location Listed

tradeSELECT

| Part Number | Catalog Number | UPC Code     | Description                                 | CA 03 | GA 27 | IL 06 | NJ 12 | TX 04 | Wt. each  | Ctn. Qty |
|-------------|----------------|--------------|---------------------------------------------|-------|-------|-------|-------|-------|-----------|----------|
| 93081852    | CU2SQ          | 856143002155 | White Housing, Square Head                  | •     | •     | •     | •     |       | 1.00 lbs  | 12       |
| 93081853    | CU2SQB         | 856143002162 | Black Housing, Square Head                  | •     | •     |       |       |       | 1.00 lbs  | 12       |
| 93081854    | CU2RCSQ        | 856143002179 | White Housing, Square Head, Remote Capacity | •     | •     |       |       |       | 1.00 lbs. | 12       |



### CU2 Series

- 2 Double Head LED Emergency Light
- Dual-Input 120/277 VAC
- NiCad Battery
- Damp Location Listed

tradeSELECT

| Part Number | Catalog Number | UPC Code     | Description                    | CA 03 | GA 27 | IL 06 | NJ 12 | TX 04 | Wt. each  | Ctn. Qty |
|-------------|----------------|--------------|--------------------------------|-------|-------|-------|-------|-------|-----------|----------|
| 93043107    | CU2            | 856143001486 | White Hosuing                  | •     | •     | •     | •     | •     | 1.00 lbs  | 12       |
| 93053076    | CU2B           | 782520867072 | Black Hosuing                  | •     | •     |       |       |       | 1.00 lbs  | 12       |
| 93043108    | CU2RC          | 856143001493 | White Housing, Remote Capacity | •     | •     | •     | •     | •     | 1.00 lbs. | 12       |
| 93053077    | CU2RCB         | 782520867089 | Black Housing, Remote Capacity | •     | •     |       |       |       | 1.00 lbs  | 12       |



### CIR Series

- Indoor LED Remote Heads
- Remote Heads Powered From CU, CE or CC Only

tradeSELECT

| Part Number | Catalog Number | UPC Code     | Description                         | CA 03 | GA 27 | IL 06 | NJ 12 | TX 04 | Wt. each | Ctn. Qty |
|-------------|----------------|--------------|-------------------------------------|-------|-------|-------|-------|-------|----------|----------|
| 93043126    | CIRS           | 856143001509 | LED Single Head with Mounting Plate | •     | •     | •     | •     |       | 1.00 lbs | 20       |
| 93043127    | CIRD           | 856143001516 | LED Double Head with Mounting Plate |       | •     |       | •     |       | 1.20 lbs | 12       |



### COR Series

- Outdoor LED Remote Heads
- Remote Heads Powered From CU, CE or CC Only

tradeSELECT

| Part Number | Catalog Number | UPC Code     | Description                    | CA 03 | GA 27 | IL 06 | NJ 12 | TX 04 | Wt. each | Ctn. Qty |
|-------------|----------------|--------------|--------------------------------|-------|-------|-------|-------|-------|----------|----------|
| 93043128    | CORS           | 856143001523 | Outdoor LED Single Head Remote | •     | •     | •     | •     | •     | 1.00 lbs | 20       |
| 93043129    | CORD           | 856143001530 | Outdoor LED Double Head Remote | •     | •     | •     | •     | •     | 1.20 lbs | 12       |



### CSWEU2 Series

- 120/277 VAC
- Dual Adjustable Heads
- Wet Location Listed

tradeSELECT

| Part Number | Catalog Number | UPC Code     | Description                                      | CA 03 | GA 27 | IL 06 | NJ 12 | TX 04 | Wt. each  | Ctn. Qty |
|-------------|----------------|--------------|--------------------------------------------------|-------|-------|-------|-------|-------|-----------|----------|
| CSWEU2      | CSWEU2         | 856143001394 | 6V 14W, White Housing, Clear Polycarbonate Cover | •     | •     |       |       |       | 5.00 lbs. | 6        |



### CSWEU2LED Series

- Fully Adjustable LED Lamps
- Wet Location Listed
- 120/277 VAC
- NiCad Battery

tradeSELECT

| Part Number | Catalog Number | UPC Code     | Description                 | CA 03 | GA 27 | IL 06 | NJ 12 | TX 04 | Wt. each  | Ctn. Qty |
|-------------|----------------|--------------|-----------------------------|-------|-------|-------|-------|-------|-----------|----------|
| 93081861    | CSWEU2LED      | 856143002247 | White Housing, Clear Shield | •     | •     | •     | •     |       | 2.50 lbs. | 6        |



### CU2W Series

- 120/277 VAC
- 9.6VDC NiCad Battery
- Grey or Black Housing

tradeSELECT

| Part Number | Catalog Number | UPC Code     | Description                                                       | CA 03 | GA 27 | IL 06 | NJ 12 | TX 04 | Wt. each  | Ctn. Qty |
|-------------|----------------|--------------|-------------------------------------------------------------------|-------|-------|-------|-------|-------|-----------|----------|
| 93047780    | CU2WG          | 856143001622 | 2 Head Adjustable Wet Location LED Emergency Light, Grey Housing  | •     | •     | •     | •     | •     | 7.50 lbs. | 4        |
| 93047781    | CU2WB          | 856143001639 | 2 Head Adjustable Wet Location LED Emergency Light, Black Housing | •     | •     |       |       |       | 7.50 lbs. | 4        |



### CWR Series

- Matching Outdoor Remotes for use with CU2W
- Remote Heads Powered From CU2W Only

tradeSELECT

| Part Number | Catalog Number | UPC Code     | Description                                               | CA 03 | GA 27 | IL 06 | NJ 12 | TX 04 | Wt. each  | Ctn. Qty |
|-------------|----------------|--------------|-----------------------------------------------------------|-------|-------|-------|-------|-------|-----------|----------|
| 93048687    | CWRS           | 856143001776 | Outdoor LED Single Head, Grey Finish, with Mounting Plate | •     | •     |       |       |       | 2.00 lbs. | 12       |
| 93048688    | CWRD           | 856143001769 | Outdoor LED Double Head, Grey Finish, with Mounting Plate |       | •     | •     |       |       | 3.00 lbs. | 12       |



### CJB Series

- J-Box Mounted Emergency Light
- Passive Infra-Red Sensor
- Provides 90 minutes of emergency lighting

tradeSELECT

| Part Number | Catalog Number | UPC Code     | Description                                   | CA 03 | GA 27 | IL 06 | NJ 12 | TX 04 | Wt. each | Ctn. Qty |
|-------------|----------------|--------------|-----------------------------------------------|-------|-------|-------|-------|-------|----------|----------|
| 93065066    | CJBLWE         | 856143001912 | Low level, white finish with battery          | •     | •     | •     | •     |       | 1.00 lb. | 12       |
| 93065067    | CJBLWEP        | 856143001929 | Low level, white finish, battery, PIR sensor  | •     | •     | •     | •     |       | 1.00 lb. | 12       |
| 93065068    | CJBLBE         | 856143001936 | Low level, black finish with battery          | •     | •     |       |       |       | 1.00 lb. | 12       |
| 93065069    | CJLBEP         | 856143001943 | Low level, black finish, battery, PIR sensor  | •     | •     |       |       |       | 1.00 lb. | 12       |
| 93065070    | CJBWE          | 856143001950 | Adjustable angle, white finish with battery   | •     | •     | •     | •     |       | 1.00 lb. | 12       |
| 93065071    | CJBWEP         | 856143001967 | Adj. angle, white finish, battery, PIR sensor | •     | •     | •     | •     |       | 1.00 lb. | 12       |
| 93065072    | CJBBE          | 856143001974 | Adjustable angle, black finish with battery   | •     | •     |       |       |       | 1.00 lb. | 12       |
| 93065073    | CJBEP          | 856143001981 | Adj. angle, black finish, battery, PIR sensor | •     | •     |       |       |       | 1.00 lb. | 12       |



# Index

|                                                                                                     |               |                    |                                                                          |                 |                   |
|-----------------------------------------------------------------------------------------------------|---------------|--------------------|--------------------------------------------------------------------------|-----------------|-------------------|
| 12V/120V Landscape Accessories . . . . .                                                            | 117 . . . . . | Kim Lighting       | CIR Indoor LED Remote Heads . . . . .                                    | 153 . . . . .   | Compass           |
| 4348 Sign/Wall Lighter Accent Lighting . . . . .                                                    | 113 . . . . . | Kim Lighting       | CJB J-Box Mounted Emergency Light . . . . .                              | 154 . . . . .   | Compass           |
| 4PS Specification Grade Lensed Troffer . . . . .                                                    | 10 . . . . .  | Columbia Lighting  | CLED Surface Mount Canopy . . . . .                                      | 97 . . . . .    | Whiteway          |
| Accessories . . . . .                                                                               | 22 . . . . .  | Columbia Lighting  | CLS Series Chicago LED Steel Exit Sign . . . . .                         | 139 . . . . .   | Dual-Lite         |
| AFL10 LED Architectural Flood . . . . .                                                             | 112 . . . . . | Kim Lighting       | CLSC Series Chicago LED Steel Combo . . . . .                            | 139 . . . . .   | Dual-Lite         |
| Airo LED and 4" Square Straight Steel Pronto Combo (Double) . . . . .                               | 84 . . . . .  | Hubbell Outdoor    | COLT LED Flood . . . . .                                                 | 86 . . . . .    | Hubbell Outdoor   |
| Airo LED and 4" Square Straight Steel Pronto Combo (Single) . . . . .                               | 84 . . . . .  | Hubbell Outdoor    | COLT Mini LED Flood . . . . .                                            | 86 . . . . .    | Hubbell Outdoor   |
| Alera Express Program Rules . . . . .                                                               | 33 . . . . .  | Alera Lighting     | COR Outdoor LED Remote Heads . . . . .                                   | 153 . . . . .   | Compass           |
| ALF Linear LED Floodlight . . . . .                                                                 | 86 . . . . .  | Hubbell Outdoor    | CPR Series Single or Double Head Remote . . . . .                        | 143 . . . . .   | Dual-Lite         |
| ALF Linear LED Wallpacks . . . . .                                                                  | 93 . . . . .  | Hubbell Outdoor    | CRH Series Remote Heads for Chicago Products . . . . .                   | 141 . . . . .   | Dual-Lite         |
| Altitude™ LED with PicoPrism® . . . . .                                                             | 108 . . . . . | Kim Lighting       | CRU Series Chicago LED Steel Recessed Unit . . . . .                     | 141 . . . . .   | Dual-Lite         |
| Arceos ARS LED Series . . . . .                                                                     | 96 . . . . .  | Hubbell Outdoor    | CS Striplights . . . . .                                                 | 14 . . . . .    | Columbia Lighting |
| Architektur 2" LED Adjustable Downlight . . . . .                                                   | 36 . . . . .  | Prescolite         | CSL Striplight . . . . .                                                 | 23 . . . . .    | Columbia Lighting |
| Architektur 2" LED Downlight Accessories . . . . .                                                  | 35 . . . . .  | Prescolite         | CSR Industrials . . . . .                                                | 15 . . . . .    | Columbia Lighting |
| Architektur 6" Triple Tube Horizontal Housings, Multi-volt Electronic Ballasts and Trims . . . . .  | 36 . . . . .  | Prescolite         | CSR International Voltage SALIDA LED Exit . . . . .                      | 151 . . . . .   | Compass           |
| Architektur 6" Vertical Triple Tube Housings with Multi-volt Electronic Ballast and Trims . . . . . | 36 . . . . .  | Prescolite         | CSWEU2 Decorative AC/Emergency Light . . . . .                           | 153 . . . . .   | Compass           |
| ArchiTrak . . . . .                                                                                 | 51 . . . . .  | Prescolite         | CSWEU2LED Decorative LED AC/Emergency Light . . . . .                    | 153 . . . . .   | Compass           |
| ARFX09 ArcheType® X Flood . . . . .                                                                 | 109 . . . . . | Kim Lighting       | CU2 Double Head LED Emergency Light . . . . .                            | 153 . . . . .   | Compass           |
| ARFX16 ArcheType® X Flood . . . . .                                                                 | 110 . . . . . | Kim Lighting       | CU2SQ Double Square Head LED Emergency Light . . . . .                   | 152 . . . . .   | Compass           |
| ARWX09 ArcheType® X Wall . . . . .                                                                  | 111 . . . . . | Kim Lighting       | CU2W Wet Location LED Emergency Unit . . . . .                           | 154 . . . . .   | Compass           |
| ARWX16 ArcheType® X Wall . . . . .                                                                  | 111 . . . . . | Kim Lighting       | CUSO Slim LED AC/Emergency Outdoor Light . . . . .                       | 152 . . . . .   | Compass           |
| ARX09 ArcheType® X Site/Area . . . . .                                                              | 107 . . . . . | Kim Lighting       | CUW Decorative LED AC/Emergency Light . . . . .                          | 152 . . . . .   | Compass           |
| ARX16 Archetype® X Site/Area . . . . .                                                              | 107 . . . . . | Kim Lighting       | CV Curv . . . . .                                                        | 31 . . . . .    | Alera Lighting    |
| ASL LED Area/Site . . . . .                                                                         | 83 . . . . .  | Hubbell Outdoor    | CVL Curv Louvered . . . . .                                              | 29 . . . . .    | Alera Lighting    |
| ATSD Series Auxiliary Transfer Switch . . . . .                                                     | 133 . . . . . | Dual-Lite          | CVRB Curv Radial Baffle . . . . .                                        | 30 . . . . .    | Alera Lighting    |
| AW Series LED Marker Lights . . . . .                                                               | 80 . . . . .  | Hubbell Industrial | CVRL Curv Radial Lens . . . . .                                          | 30 . . . . .    | Alera Lighting    |
| AW Wraparound . . . . .                                                                             | 12 . . . . .  | Columbia Lighting  | CVSL curVista . . . . .                                                  | 31 . . . . .    | Alera Lighting    |
| Battery Pack . . . . .                                                                              | 133 . . . . . | Dual-Lite          | CWC Wet Location Combination Exit/Emergency Light . . . . .              | 151 . . . . .   | Compass           |
| CC Combination LED Exit/Light . . . . .                                                             | 149 . . . . . | Compass            | CWP Wrap Luminaire . . . . .                                             | 23 . . . . .    | Columbia Lighting |
| CC SQ Combination LED Exit/Light . . . . .                                                          | 150 . . . . . | Compass            | CWR Matching Outdoor Remotes . . . . .                                   | 154 . . . . .   | Compass           |
| CCE Thin Die-Cast LED Emergency Exit . . . . .                                                      | 151 . . . . . | Compass            | CX Commercial Lighting Control Panel . . . . .                           | 68-69 . . . . . | Control Solutions |
| CCL Center Lens Troffer . . . . .                                                                   | 23 . . . . .  | Columbia Lighting  | CX Commercial Lighting Low Voltage Programmable Wall Switches . . . . .  | 70-71 . . . . . | Control Solutions |
| CCU2 Series Chicago LED Steel Emergency Unit . . . . .                                              | 141 . . . . . | Dual-Lite          | Daylighting Controls . . . . .                                           | 72 . . . . .    | Control Solutions |
| CE LED Emergency Exit . . . . .                                                                     | 149 . . . . . | Compass            | DD Series Dusk to Dawn . . . . .                                         | 98 . . . . .    | Hubbell Outdoor   |
| CEL Edge-Lit LED Emergency Exit . . . . .                                                           | 150 . . . . . | Compass            | Downlight Accessories . . . . .                                          | 49 . . . . .    | Prescolite        |
| CEW Wet Location LED Emergency Exit . . . . .                                                       | 150 . . . . . | Compass            | Dynamo Series NEMA4X Industrial High Lumen LED Emergency Light . . . . . | 130 . . . . .   | Dual-Lite         |
| CFP Edge-lit Flat Panel . . . . .                                                                   | 2 . . . . .   | Columbia           | DYNR Series NEMA4X Industrial High Lumen LED Emergency Remote . . . . .  | 144 . . . . .   | Dual-Lite         |
| CH Striplights . . . . .                                                                            | 15 . . . . .  | Columbia Lighting  | EV Series Architectural LED Emergency Light . . . . .                    | 127 . . . . .   | Dual-Lite         |



# Index

|                                                                                |               |                    |                                                                         |                 |                   |
|--------------------------------------------------------------------------------|---------------|--------------------|-------------------------------------------------------------------------|-----------------|-------------------|
| EV4R Series Recessed LED Emergency Light . . . . .                             | 127 . . . . . | Dual-Lite          | LCL LED Striplight . . . . .                                            | 13 . . . . .    | Columbia Lighting |
| EVC Series Architectural LED Combination Exit/Emergency Light . . . . .        | 134 . . . . . | Dual-Lite          | LCS LED Striplight . . . . .                                            | 13 . . . . .    | Columbia Lighting |
| EVE Series LED Exit Sign . . . . .                                             | 134 . . . . . | Dual-Lite          | LCV Curv LED . . . . .                                                  | 28 . . . . .    | Alera Lighting    |
| EVE4x LED Exit Sign . . . . .                                                  | 135 . . . . . | Dual-Lite          | LCVR-L LED Curv Radial Lens . . . . .                                   | 28 . . . . .    | Alera Lighting    |
| EVHC Series High Lumen LED Emergency Light . . . . .                           | 128 . . . . . | Dual-Lite          | LE Series Recessed Mounting Edge-Lit LED Exit Sign . . . . .            | 140 . . . . .   | Dual-Lite         |
| EVHCR Series High Lumen Double Head Remote . . . . .                           | 142 . . . . . | Dual-Lite          | LED Vaportites . . . . .                                                | 99 . . . . .    | Hubbell Outdoor   |
| EVO Series Outdoor LED Remote . . . . .                                        | 142 . . . . . | Dual-Lite          | LES Series Surface-Mount AC Edge-Lit LED Exit Sign . . . . .            | 140 . . . . .   | Dual-Lite         |
| EVR Series Architectural LED Emergency Remote . . . . .                        | 142 . . . . . | Dual-Lite          | LHA Industrial Fluorescent High Bay . . . . .                           | 18 . . . . .    | Columbia Lighting |
| ExpressLine High and Lowbays Include Lamp . . . . .                            | 78 . . . . .  | Hubbell Industrial | LHV VersaBay® High Bay . . . . .                                        | 19 . . . . .    | Columbia Lighting |
| EZ-2™ Series Commercial Emergency Light . . . . .                              | 129 . . . . . | Dual-Lite          | LightHAWK®2 Dimmer Wall Switch Sensors . . . . .                        | 62-63 . . . . . | Control Solutions |
| Facade Flood . . . . .                                                         | 88 . . . . .  | Hubbell Outdoor    | LightHAWK®2 Night Light Wall Switch Sensors . . . . .                   | 63-64 . . . . . | Control Solutions |
| FACTOR Series LED Floodlights . . . . .                                        | 85 . . . . .  | Hubbell Outdoor    | LightHAWK®2 Wall Switch Sensors . . . . .                               | 58-61 . . . . . | Control Solutions |
| FireTight™ 6" Fire-Resistant Housing and LED Trims . . . . .                   | 49 . . . . .  | Prescolite         | LightOWL® Wall Mount Sensors . . . . .                                  | 57 . . . . .    | Control Solutions |
| FireTight™ 6" Fire-Resistant Housings and Trims . . . . .                      | 50 . . . . .  | Prescolite         | LightPower™ Series Central Lighting Micro Inverters . . . . .           | 131 . . . . .   | Dual-Lite         |
| Fresno Square or Round Bollard . . . . .                                       | 103 . . . . . | Hubbell Outdoor    | Lightvault Accessories . . . . .                                        | 116 . . . . .   | Kim Lighting      |
| GeoPak Series Outdoor Geometric LED Wallpack . . . . .                         | 125 . . . . . | Dual-Lite          | LiteBox® 4" Line Voltage IC/Non-IC Housings and Trims . . . . .         | 47 . . . . .    | Prescolite        |
| GNX Series Single or Double Head Remote . . . . .                              | 144 . . . . . | Dual-Lite          | LiteBox® 4" Low Voltage IC and Non-IC Trims . . . . .                   | 46 . . . . .    | Prescolite        |
| GORK LED Prismatic Troffer Retrofit Kit . . . . .                              | 11 . . . . .  | Columbia Lighting  | LiteBox® 4" Recessed Downlight . . . . .                                | 48 . . . . .    | Prescolite        |
| GSL Garage/Surface LED Series . . . . .                                        | 96 . . . . .  | Hubbell Outdoor    | LiteBox® 5" LED Surface Downlight New & Retrofit Applications . . . . . | 44 . . . . .    | Prescolite        |
| HBL LED Highbay HBL Series Highbay . . . . .                                   | 80 . . . . .  | Hubbell Industrial | LiteBox® 6" and Line Voltage IC/Non-IC Housings & Trims . . . . .       | 45 . . . . .    | Prescolite        |
| HGX Series Combination Emergency Unit/LED Exit Sign . . . . .                  | 137 . . . . . | Dual-Lite          | LiteBox® 6" Compact Fluorescent IC/AirShield™ . . . . .                 | 46 . . . . .    | Prescolite        |
| Incandescent Vaportites . . . . .                                              | 79 . . . . .  | Hubbell Industrial | LiteBox® 6" Housings for 9° to 45° Sloped Ceilings and Trims . . . . .  | 47 . . . . .    | Prescolite        |
| Industrial Accessories . . . . .                                               | 75 . . . . .  | Hubbell Industrial | LiteBox® 6" LED Cylinder . . . . .                                      | 49 . . . . .    | Prescolite        |
| Industrial Grade Superbay Ballast Housing . . . . .                            | 76 . . . . .  | Hubbell Industrial | LiteBox® 6" LED Downlight New & Retrofit Applications . . . . .         | 44 . . . . .    | Prescolite        |
| Industrial Superbay Optical Assemblies . . . . .                               | 76 . . . . .  | Hubbell Industrial | LiteBox® 6" LED Surface Downlight New & Retrofit Applications . . . . . | 45 . . . . .    | Prescolite        |
| JT8 Lensed Troffer . . . . .                                                   | 3 . . . . .   | Columbia Lighting  | LiteBox® 6" Line Voltage IC Rated Shallow Plenum Housing . . . . .      | 46 . . . . .    | Prescolite        |
| K4 Kick™ Small Housing Scale . . . . .                                         | 120 . . . . . | AAL                | LiteBox® 6" Recessed Downlight . . . . .                                | 48 . . . . .    | Prescolite        |
| Kemlux III Class I Division II Hazardous Location Fixture Components . . . . . | 77 . . . . .  | Hubbell Industrial | LiteBox® Accessories . . . . .                                          | 47 . . . . .    | Prescolite        |
| Kemlux III Severe Location Fixture Components . . . . .                        | 77 . . . . .  | Hubbell Industrial | LiteBox® Plus Housing and Trims . . . . .                               | 44 . . . . .    | Prescolite        |
| KL Specification Grade Industrials (Accessories) . . . . .                     | 16 . . . . .  | Columbia Lighting  | LiteForms . . . . .                                                     | 52 . . . . .    | Prescolite        |
| KRS Round Steel Poles, 4" (Non Tapered) . . . . .                              | 113 . . . . . | Kim Lighting       | LiteFrame® 4" & 6" LED Square Housing . . . . .                         | 37 . . . . .    | Prescolite        |
| KSS Square Steel Poles, 4" (Non Tapered) . . . . .                             | 112 . . . . . | Kim Lighting       | LiteFrame® 4" LED Housing and Trims . . . . .                           | 37 . . . . .    | Prescolite        |
| Lampak® Series Fluorescent Power Pack . . . . .                                | 132 . . . . . | Dual-Lite          | LiteFrame® 6" Compact Fluorescent Housing and Trims . . . . .           | 39 . . . . .    | Prescolite        |
| Lampak® UFO-CF Compact Fluorescent Lamo Emergency Battery Pack . . . . .       | 133 . . . . . | Dual-Lite          | LiteFrame® 6" LED Housing and Trims . . . . .                           | 38 . . . . .    | Prescolite        |
| Lampak® UFO-LED Emergency Battery Pack . . . . .                               | 133 . . . . . | Dual-Lite          | LiteFrame® 8" LED Housing and Trim . . . . .                            | 38 . . . . .    | Prescolite        |
| Laredo® LED Wallpacks . . . . .                                                | 100 . . . . . | Hubbell Outdoor    | LiteFrame® Commercial LED 6" & 8" Housings and Trims . . . . .          | 42 . . . . .    | Prescolite        |
| Large Viper LED Luminaire . . . . .                                            | 123 . . . . . | Beacon Lighting    | LiteGear® Series Single-Phase Central Lighting Inverter . . . . .       | 131 . . . . .   | Dual-Lite         |
| LAW LED Wraparound . . . . .                                                   | 11 . . . . .  | Columbia Lighting  | LiteStep® LED Step Lights . . . . .                                     | 51 . . . . .    | Prescolite        |
| LCAT LED Contemporary Architectural Troffer . . . . .                          | 4 . . . . .   | Columbia Lighting  | LJT LED Lensed Troffer . . . . .                                        | 1 . . . . .     | Columbia Lighting |

# Index

|                                                                            |                 |                    |                                                                          |                   |                   |
|----------------------------------------------------------------------------|-----------------|--------------------|--------------------------------------------------------------------------|-------------------|-------------------|
| LLHV VersaBay® High Bay / LED . . . . .                                    | 17 . . . . .    | Columbia Lighting  | OMS Series Single or Double Head Remote . . . . .                        | 144 . . . . .     | Dual-Lite         |
| LM Series High Capacity Emergency Light . . . . .                          | 129 . . . . .   | Dual-Lite          | P4D High Performance Parabolic . . . . .                                 | 7 . . . . .       | Columbia Lighting |
| LN4X Series Wet Location/ NEMA 4X Thermoplastic Exit Sign . . . . .        | 135 . . . . .   | Dual-Lite          | PAR Lampholders . . . . .                                                | 99 . . . . .      | Hubbell Outdoor   |
| LNC Litepak LED Wallpacks . . . . .                                        | 89 . . . . .    | Hubbell Outdoor    | Perimaliter III® LED Wallpack Series . . . . .                           | 93 . . . . .      | Hubbell Outdoor   |
| LNC2 Litepak LED Wallpacks . . . . .                                       | 90 . . . . .    | Hubbell Outdoor    | Perimaliter III® PGM/PGL Series Glass Refractor Wallpacks . . . . .      | 94 . . . . .      | Hubbell Outdoor   |
| LNC3 Litepak LED Wallpacks . . . . .                                       | 91 . . . . .    | Hubbell Outdoor    | Perimaliter® III PVL3 Series Polycarbonate Refractor Wallpacks . . . . . | 94 . . . . .      | Hubbell Outdoor   |
| LNC4 Litepak LED Wallpacks . . . . .                                       | 92 . . . . .    | Hubbell Outdoor    | PG Series Outdoor Emergency Lighting Unit . . . . .                      | 126 . . . . .     | Dual-Lite         |
| Low Voltage Momentary/Latching Switches . . . . .                          | 73 . . . . .    | Control Solutions  | PGF1 Recessed Ceiling Mount LED Emergency Light . . . . .                | 126 . . . . .     | Dual-Lite         |
| LP7 Plank 7" LED . . . . .                                                 | 27 . . . . .    | Alera Lighting     | PGN Series Indoor/Outdoor Emergency Sconce . . . . .                     | 126 . . . . .     | Dual-Lite         |
| LP7 WM Plank 7" LED Wall Mount . . . . .                                   | 27 . . . . .    | Alera Lighting     | Photo Controls . . . . .                                                 | 100 . . . . .     | Hubbell Outdoor   |
| LSER Serrano® LED Architectural Luminaire . . . . .                        | 8 . . . . .     | Columbia Lighting  | PLK Plank . . . . .                                                      | 29 . . . . .      | Alera Lighting    |
| LT Series Designer Combination Unit/LED Exit Sign . . . . .                | 135 . . . . .   | Dual-Lite          | Pole Accessories . . . . .                                               | 102-103 . . . . . | Hubbell Outdoor   |
| LTRE Transition® Enclosed LED High Efficiency Architectural Lens . . . . . | 9 . . . . .     | Columbia Lighting  | Power Packs . . . . .                                                    | 57 . . . . .      | Control Solutions |
| LWS 16" x 24" LED Suspended High/Low Bay . . . . .                         | 20 . . . . .    | Columbia Lighting  | PowerLED PLD . . . . .                                                   | 133 . . . . .     | Dual-Lite         |
| LX Series Designer LED Exit Sign . . . . .                                 | 138 . . . . .   | Dual-Lite          | PROV/PROL Providence® Medium/Large Housing Scale . . . . .               | 119 . . . . .     | AAL               |
| LXEM LED Enclosed & Gasketed Luminaire . . . . .                           | 21 . . . . .    | Columbia Lighting  | "Q" Series Quartz . . . . .                                              | 87 . . . . .      | Hubbell Outdoor   |
| LXEN LED Enclosed & Gasketed Fiberglass . . . . .                          | 21 . . . . .    | Columbia Lighting  | Quartz Worklights . . . . .                                              | 87 . . . . .      | Hubbell Outdoor   |
| LZ Series Indoor Emergency Lighting Unit . . . . .                         | 128 . . . . .   | Dual-Lite          | Quartzlites® Floods . . . . .                                            | 87 . . . . .      | Hubbell Outdoor   |
| LZR Series Matching Remote Lighting Heads . . . . .                        | 145 . . . . .   | Dual-Lite          | R Series Vandal Resistant . . . . .                                      | 97 . . . . .      | Hubbell Outdoor   |
| Magnuliter® Floodlight MV Series . . . . .                                 | 88 . . . . .    | Hubbell Outdoor    | Ravenna Highlighter . . . . .                                            | 114 . . . . .     | Kim Lighting      |
| Marshal LED Twin Head Flood Motion Sensor Kit . . . . .                    | 87 . . . . .    | Hubbell Outdoor    | Ravenna Lowlighter . . . . .                                             | 114 . . . . .     | Kim Lighting      |
| Marshal MS Occupancy Sensor . . . . .                                      | 87 . . . . .    | Hubbell Outdoor    | Retroficient™ 6" LiteFrame® Commercial LED Housing and Trims . . . . .   | 40 . . . . .      | Prescolite        |
| Micro-Flood Accent Lighting . . . . .                                      | 113 . . . . .   | Kim Lighting       | Retroficient™ 6" LiteFrame® LED Housing and Trims . . . . .              | 41 . . . . .      | Prescolite        |
| Microliter® Floodlights . . . . .                                          | 88 . . . . .    | Hubbell Outdoor    | Retroficient™ 8" LiteFrame® LED Housing and Trim . . . . .               | 41 . . . . .      | Prescolite        |
| Miniliter® V Floodlight Series . . . . .                                   | 88 . . . . .    | Hubbell Outdoor    | RLA Recessed LED Architectural . . . . .                                 | 9 . . . . .       | Columbia Lighting |
| Minivault In-Grade Lighting . . . . .                                      | 113 . . . . .   | Kim Lighting       | RME Running Man LED Exit Sign . . . . .                                  | 152 . . . . .     | Compass           |
| Mounting Brackets & Accessories . . . . .                                  | 99 . . . . .    | Hubbell Outdoor    | Round Hood Accent Lighting . . . . .                                     | 114 . . . . .     | Kim Lighting      |
| Multi-purpose Dusk-to-Dawn LED . . . . .                                   | 98 . . . . .    | Hubbell Outdoor    | S Series Vandal Resistant . . . . .                                      | 97 . . . . .      | Hubbell Outdoor   |
| Non-Metallic Vaportites . . . . .                                          | 78 . . . . .    | Hubbell Industrial | Scarab Accent Lighting . . . . .                                         | 114 . . . . .     | Kim Lighting      |
| NRG® 1100 Full Cut-off Wallpacks . . . . .                                 | 93 . . . . .    | Hubbell Outdoor    | SE Series Die Cast Exit Sign . . . . .                                   | 136-137 . . . . . | Dual-Lite         |
| NRG® 200B Decorative Compact Wallpacks . . . . .                           | 96 . . . . .    | Hubbell Outdoor    | SER Serrano® Recessed Architectural Luminaire . . . . .                  | 8 . . . . .       | Columbia Lighting |
| NRG® 300B Vandal Resistant Perimeter Wallpacks . . . . .                   | 95 . . . . .    | Hubbell Outdoor    | SEWL Series Wet Location/NEMA 4X Die-Cast Exit Sign . . . . .            | 138-139 . . . . . | Dual-Lite         |
| NRG® 4000 LED Lumasquare® Series . . . . .                                 | 97 . . . . .    | Hubbell Outdoor    | Sign/Wall Lighter Accent Lighting . . . . .                              | 115 . . . . .     | Kim Lighting      |
| NRG® LED Decorative Compact Wallpack . . . . .                             | 95 . . . . .    | Hubbell Outdoor    | Sling SG Series . . . . .                                                | 89 . . . . .      | Hubbell Outdoor   |
| NutriLED Grow Light . . . . .                                              | 79 . . . . .    | Hubbell Industrial | SLK LED Troffer Retrofit Kit . . . . .                                   | 5 . . . . .       | Columbia Lighting |
| NX™ Distributed Intelligence Lighting Control . . . . .                    | 66-67 . . . . . | Control Solutions  | SLS Solaris . . . . .                                                    | 32 . . . . .      | Alera Lighting    |
| OCR Series Decorative Outdoor Remote Lighting Heads . . . . .              | 145 . . . . .   | Dual-Lite          | Small Viper LED Luminaire . . . . .                                      | 123 . . . . .     | Beacon Lighting   |
| OMNI® Ceiling Sensors . . . . .                                            | 55-56 . . . . . | Control Solutions  | Sportslighting Mounting Accessories . . . . .                            | 105 . . . . .     | Hubbell Outdoor   |

# Index

|                                                                         |                  |                    |
|-------------------------------------------------------------------------|------------------|--------------------|
| Sportslighting . . . . .                                                | 104. . . . .     | Hubbell Outdoor    |
| Sportsliter Series Luminaire . . . . .                                  | 105. . . . .     | Hubbell Outdoor    |
| Spun Copper Bullet Accent Lighting . . . . .                            | 115. . . . .     | Kim Lighting       |
| Square Hood Accent Lighting . . . . .                                   | 115. . . . .     | Kim Lighting       |
| Square Straight Steel Poles . . . . .                                   | 101-102. . . . . | Hubbell Outdoor    |
| SRH Series Standard Remote Lighting Heads . . . . .                     | 143. . . . .     | Dual-Lite          |
| ST8 Shallow Specification Lensed Troffer . . . . .                      | 10. . . . .      | Columbia Lighting  |
| STE Stratus® Recessed Direct/Indirect . . . . .                         | 6. . . . .       | Columbia Lighting  |
| Synchron™ Series Single Phase Central Lighting Inverters . . . . .      | 130. . . . .     | Dual-Lite          |
| The Archetype® HID . . . . .                                            | 109. . . . .     | Kim Lighting       |
| The Archetype® LED with PicoEmitter. . . . .                            | 109. . . . .     | Kim Lighting       |
| tradeSELECT® 4", 5" or 6" Recessed Downlight . . . . .                  | 50. . . . .      | Prescolite         |
| TCAT LED Twin Contemporary Architectural Luminaire . . . . .            | 5. . . . .       | Columbia Lighting  |
| Traditional Path Lighting . . . . .                                     | 116. . . . .     | Kim Lighting       |
| TRP Geometric Wall Sconces . . . . .                                    | 100. . . . .     | Hubbell Outdoor    |
| UCM/UCL Universe® Medium/Large Housing Scale . . . . .                  | 119. . . . .     | AAL                |
| UFO-CF Series Compact Fluorescent Lamp Emergency Battery Pack . . . . . | 133. . . . .     | Dual-Lite          |
| UFO-LED Series LED Emergency Battery Pack . . . . .                     | 134. . . . .     | Dual-Lite          |
| UL924 Relays . . . . .                                                  | 65. . . . .      | Control Solutions  |
| UTB Utilibay LED Highbay . . . . .                                      | 75. . . . .      | Hubbell Industrial |
| Vandal Resistant Shields . . . . .                                      | 146. . . . .     | Dual-Lite          |
| VRB1 Vandal Resistant Bollard LED . . . . .                             | 110. . . . .     | Kim Lighting       |
| Wall Switch Sensors & Digital Timer. . . . .                            | 65. . . . .      | Control Solutions  |
| WARP9® LED with PicoEmitter® . . . . .                                  | 108. . . . .     | Kim Lighting       |
| WARP9® LED with PicoPrism . . . . .                                     | 108. . . . .     | Kim Lighting       |
| WASP™2 High Mount Sensors . . . . .                                     | 56. . . . .      | Control Solutions  |
| WC Specification Grade Wraparound . . . . .                             | 13. . . . .      | Columbia Lighting  |
| WD14 Wall Director® LED. . . . .                                        | 112. . . . .     | Kim Lighting       |
| Well Light . . . . .                                                    | 116. . . . .     | Kim Lighting       |
| WGH LED Series Low Profile Glass Refractor Wallpack. . . . .            | 94. . . . .      | Hubbell Outdoor    |
| WGH Series Horizontal Lamp Low Profile Wallpacks . . . . .              | 95. . . . .      | Hubbell Outdoor    |
| Wireguards . . . . .                                                    | 146. . . . .     | Dual-Lite          |
| wiSTAR™ Wireless Lighting Controls. . . . .                             | 71. . . . .      | Control Solutions  |
| XEM Low Profile Enclosed & Gasketed Industrial . . . . .                | 22. . . . .      | Columbia Lighting  |
| ZPT Zero Plenum® Troffer. . . . .                                       | 11. . . . .      | Columbia Lighting  |

# Notes

---

---

---

---

---

---

---

---

---

---

---

---

---

---

---

---

---

---

---

---

---

---

---

---

---



ALERA LIGHTING

ARCHITECTURAL AREA LIGHTING

BEACON PRODUCTS

COLUMBIA LIGHTING

COMPASS

DUAL-LITE

HEALTHCARE SOLUTIONS

HUBBELL CONTROL SOLUTIONS

HUBBELL INDUSTRIAL LIGHTING

HUBBELL OUTDOOR LIGHTING

KIM LIGHTING

KURT VERSEN

LITECONTROL

PRESCOLITE

WHITEWAY

701 Millennium Blvd. Greenville, SC 29607  
Tel 864.678.1000  
[www.hubbellighting.com](http://www.hubbellighting.com)

HLI-2042 12/17

Copyright © 2017 Hubbell Lighting, Inc. All rights reserved.  
Please refer to online specifications for most up-to-date content as specifications are subject to change without notice.