

THE FUTURE IS ON®

LEVITON®



# Smart Choices. Innovative Solutions.

Wiring Devices,  
Energy Management Solutions,  
Security & Automation,  
and Commercial Data  
Infrastructure Products

L-300



THE FUTURE IS ON®



Quality



Ingenuity





# Commitment



# Safety

For over 100 years Leviton has been the smart choice of industry professionals. The five pillars of our brand are the reasons why: *Safety, Ingenuity, Commitment, Sustainability, and Quality.* As we continue to enhance and expand our diversified portfolio of over 25,000 products, every member of the Leviton team remains true to our core values every day. To us, building a connected world means every customer is a partner and we are all on the same team, making smart choices one product at a time.



# Sustainability



## Corporate Information

World Headquarters .....	10
The Future Is On® .....	11
Your Complete Resource for Products, Service and Support .....	12
Product Grade Guide .....	14

## Combination Devices

**C**

Traditional .....	C-2
Decora® .....	C-4
Combination Devices .....	C-5
USB Charger Combination Devices.....	C-6
SmartlockPro® GFCI Combination Devices.....	C-7
LED Sensor Guide Lights.....	C-8

## Switches & Motor Controls

**A**

Toggle Switches .....	A-2
Traditional Switches .....	A-2
CO/ALR Switches .....	A-3
Lev-Lok® Modular Switches .....	A-14
Decora® Switches .....	A-16
Appliance Switches .....	A-24
Manual Motor Starter Switches .....	A-25
Safety Disconnect Switches .....	A-28
Switched Enclosures .....	A-32

## GFCIs and AFCIs

**D**

Slim GFCI Receptacles .....	D-2
Commercial Grade .....	D-3
Spec Grade .....	D-5
Extra-Heavy Duty Industrial Grade .....	D-6
Extra-Heavy Duty Hospital Grade .....	D-7
NAFTA .....	D-8
Leaded GFCIs .....	D-9
Combo Pilot Light .....	D-9
DIN Rail .....	D-10
Lev-Lok® .....	D-11
AFCI Receptacles .....	D-14
GFCI Cord Sets .....	D-17
GFCI User Attachables .....	D-19
GFCI Panel Mount .....	D-20

## Straight Blade Devices

**B**

15 & 20 Amp Devices .....	B-2
Traditional Receptacles .....	B-3
CO/ALR Receptacles .....	B-5
Floor Box Assemblies .....	B-18
Dual Voltage Receptacles .....	B-19
Decora® Receptacles.....	B-20
Lev-Lok® Modular Receptacles.....	B-26
Snap-In Devices .....	B-40
Electrical Accessories .....	B-41
Plugs & Connectors, Flanged	
Inlets & Outlets .....	B-43
Black & White® Industrial Grade Devices .....	B-48
Wetguard® Watertight Plugs, Connectors, Inlets, Outlets & Receptacles .....	B-52
Rhino-Hide® NEMA Wiring Devices .....	B-54
Python® Hinged Devices .....	B-56
Midget Devices .....	B-57
Integrated Power .....	B-58
30, 50 & 60 Amp Power Devices .....	B-59

## Locking Devices

**E**

NEMA Locking Devices.....	E-2
15 Amp Locking Devices .....	E-5
20 Amp Locking Devices .....	E-7
30 Amp Locking Devices .....	E-10
Non-NEMA Locking Devices.....	E-14
15 Amp Non-NEMA Locking Devices.....	E-14
20 Amp Non-NEMA Locking Devices.....	E-15
30 Amp Non-NEMA Locking Devices.....	E-16
50 Amp Non-NEMA Locking Devices.....	E-17
Plug & Connector Boots.....	E-20
Watertight Wetguard® Plugs, Connectors, Inlets, Outlets & Receptacles .....	E-22
Midget Locking Devices .....	E-26
Combo Locking & Straight Blade Receptacles...	E-27
Integrated Devices.....	E-28

Click on the Leviton logo at the top of any page to return to the TOC

## Surge Protective Devices (SPDs)

### F

- Surge Protective Devices ..... F-2
- Type 1 Modules, Panel and  
Meter Socket Adapter ..... F-4
- Type 2 Panels ..... F-6
- Type 3 Point-of-Use ..... F-21
- Receptacles ..... F-22
- Strips ..... F-25
- Plug-Ins ..... F-29
- Type 4 UL Recognized Components ..... F-31
- Low Voltage: Power and Data Protection ..... F-37

## Hospital Grade Devices

### I

- Hospital Grade Testing and Listing ..... I-2
- Receptacles ..... I-4
- Single/Duplex, USB ..... I-4
- USB Combination Charger Receptacles ..... I-6
- GFCIs ..... I-7
- AFCIs ..... I-9
- Surge ..... I-9
- 4-IN-1 ..... I-10
- Lev-Lok® ..... I-12
- Power Strips ..... I-20
- Medical Grade ..... I-20
- Hospital Grade ..... I-21
- Plugs and Connectors ..... I-22

## Pin & Sleeve Devices

### G

- North American Rated Plugs, Connectors
- Inlets & Receptacles ..... G-2
- North American Rated Accessories ..... G-11
- International Rated Plugs, Connectors
- Inlets & Receptacles ..... G-16
- Mechanical Interlocks ..... G-21
- Pin & Sleeve Coloring and Numbering ..... G-26

## Temporary Power

### J

- Rhino-Hide® Single Pole Cam Devices ..... J-2
- 15 Series Single Pole Devices ..... J-5
- 16 Series Single Pole Devices ..... J-7
- 18 Series Single Pole Devices ..... J-14
- 17 Series Single Pole Devices ..... J-17
- 19 Series Single Pole Devices ..... J-19
- 22 Series Single Pole Devices ..... J-20
- 23 Series Single Pole Devices ..... J-22
- 49 Series Single Pole Devices ..... J-25
- Portable Outlet Boxes and Covers ..... J-30
- Portable GFCI Devices ..... J-36
- GFCI User Attachable Devices ..... J-39
- Stage Pin Devices ..... J-40
- Power Distribution Box and Power Cords ..... J-42

## Watertight Devices

### H

- Wetguard® ..... H-2
- FD Box System ..... H-3
- Straight Blade & Locking Device Features ..... H-5
- Straight Blade Devices ..... H-6
- Locking Devices ..... H-8
- Individual Covers ..... H-12
- Rhino-Hide® NEMA Wiring Devices ..... H-13
- Industrial Grade Portable Outlet Boxes &  
    Cover Plates ..... H-15
- Dustguard® Straight Blade & Locking Devices ... H-18
- Rhino-Hide® LZ Series Multi-Pin Connectors ..... H-19

## Lampholders

### K

- Fluorescent ..... K-2
- Incandescent ..... K-8
- HID ..... K-20
- CFL ..... K-21

Click on the Leviton logo at the top of any page to return to the TOC

## Lighting & Fan Speed Controls

### L

Box Mounted Controls .....	L-2
Dimmers & Fan Speed Controls .....	L-2
Traditional .....	L-2
Decora® .....	L-6
Specialty .....	L-18
Timer Switches .....	L-19
Occupancy/Vacancy/Humidity Sensors .....	L-22
Architectural Lighting Controls .....	L-28
Sapphire™ LCD Touch Screen .....	L-28
Dimensions® .....	L-29
Remembrance .....	L-41
a-2000 .....	L-42
Modular Dimming Systems .....	L-46
Power Extenders .....	L-48
Renoir™ II .....	L-49

## Entertainment Lighting

### M

Lighting Consoles .....	M-3
Wireless DMX .....	M-10
Systems Management .....	M-11
Dimming .....	M-14
Satellite Dimmer Packs .....	M-14
Rack Mount Dimmers .....	M-17
High Density Dimming .....	M-20
Power Extenders .....	M-25
Fixtures .....	M-26
Distribution Equipment .....	M-32
Related Products .....	M-33

## Energy Management

### N

Sensing Control .....	N-2
Wall Switch Sensors .....	N-3
Humidity Sensors .....	N-4
Line Voltage Sensors .....	N-9
Low Voltage Sensors .....	N-19
Power Packs and Power Base Adaptor .....	N-26
Outdoor Motion Sensors .....	N-30
Photocells .....	N-32
Room Control .....	N-33
LevNet RF™ Energy Harvesting	
Wireless Solutions .....	N-33
Key Card Switches .....	N-38
Integrated Room Control (IRC)	
Management System .....	N-39
Centralized Control .....	N-41
EZ-MAX® Plus Relay Control Panels .....	N-41
GreenMAX® Relay Control Panels .....	N-44
Track Light Limiting Panel (TLLP) .....	N-51
Distributed Control .....	N-52
Sector® Digital Lighting Control System .....	N-52
VerifEye™ Submetering Solutions .....	N-56

## Electric Vehicle Supply Equipment

### O

evr-green® Networked Charging Stations .....	O-2
Level 2 Public Use Charging Stations .....	O-5
evr-green® Non-Networked Charging Stations ..	O-7
400 Electric Vehicle Charging Station .....	O-7
320 Electric Vehicle Charging Station .....	O-8
EV Charging Station Pedestal System .....	O-9
Charge Connector Assemblies .....	O-10
Charging Station Pre-Wire System .....	O-11
EVSE Accessories .....	O-12

Click on the Leviton logo at the top of any page to return to the TOC

## Security and Automation

### P

Home Automation .....	P-2
Vizia RF +® .....	P-2
Commercial Automation .....	P-11
LevNet RF™ .....	P-11
Key Card Switches .....	P-16
Leviton Security & Automation Line .....	P-17
Safety & Security .....	P-19
Omni™ Control Systems .....	P-20
Video Surveillance .....	P-27
Access Control .....	P-28
Energy Management .....	P-30
Lumina™ Gateway and Lumina™ RF .....	P-31
Lighting Control .....	P-33
Thermostats .....	P-40
ZigBee® Wireless .....	P-42
Entertainment .....	P-43
Distributed Audio .....	P-44
BitWise .....	P-47

## Network Infrastructure Solutions

### R

Copper Solutions .....	R-2
Category-Rated & USOC Connectors .....	R-2
Wallplates & Housings .....	R-5
Patch Cords & Cable Assemblies .....	R-21
Patch Panels .....	R-24
Cross Connect .....	R-31
A/V Connectivity .....	R-36
Tools & Labeling .....	R-41
Fiber Optic Solutions .....	R-44
Enclosures, Panels & Accessories .....	R-44
Patch Cords & Cable Assemblies .....	R-52
Connectors & Housings .....	R-54
Tools & Consumables .....	R-60
Cable Management Solutions .....	R-64
Versi-Duct® System .....	R-64
Cable Managers & Accessories .....	R-66
Zone & Wireless Access Point Enclosures .....	R-72
Power Solutions .....	R-74
Power Distribution Units .....	R-74

## Connected Home

### Q

Structured Media® Enclosures .....	Q-4
FTTH Box & Media Versatile Panel .....	Q-10
Routers & Switches .....	Q-11
Power Supplies & Surge Protection .....	Q-12
Mounting Brackets, Patch Cords & Tools .....	Q-13
Twist & Mount, TIDP & Compact	
Structured Media Panels .....	Q-15
Structured Media® Panels,	
Modules & Boards .....	Q-16
Video Distribution & Splitters .....	Q-19
Data & A/V Connectors .....	Q-21
Wallplates & Inserts .....	Q-22
Speakers .....	Q-26
Volume Controls & Audio Distribution .....	Q-30
Home Theater, Recessed Receptacles &	
Mobile Device Station .....	Q-32
Accessories & Tools .....	Q-34

## Renu

### S

Renu® .....	S-2
Switches .....	S-4
Receptacles .....	S-5
GFCI Devices .....	S-6
Dimmers .....	S-7
Wallplates .....	S-8
Color Change Kits .....	S-10
Datacom .....	S-12

Click on the Leviton logo at the top of any page to return to the TOC

## Wallplates & Weather-Resistant Covers

# T

Traditional .....	T-2
Decora® .....	T-11
Combination .....	T-16
Custom .....	T-22
Adapters and Accessories .....	T-27
Connectivity Device Plates .....	T-29
Weather-Resistant Covers .....	T-30

## Wire Mesh Safety Grips

# U

Grips Selection Guide .....	U-2
Pulling Grips .....	U-8
Strain Relief Grips .....	U-16
Support Grips .....	U-23

## Index

# V

Index .....	V-1
-------------	-----

## Brand Listing

# W

a-2000® .....	W-2
atlas-X1™ .....	W-2
black & white® .....	W-2
decora® .....	W-2
decora plus™ .....	W-2
dimensions® .....	W-2
duraport® .....	W-2
dustguard® .....	W-3
evr-green® .....	W-3
excella® .....	W-3
eXtreme® .....	W-3
ez-MAX® .....	W-3
fastCAM® .....	W-3
fast-Cure® .....	W-3
gigaMax® .....	W-3
greenMAX® .....	W-4
hi-fi™ .....	W-4
illumatech® .....	W-4
iSeries™ .....	W-4
lev-lok® .....	W-4
levNet RF™ .....	W-4
lumina™ .....	W-4
omni™ .....	W-5
omnistat™ .....	W-5
opt-X® .....	W-5
powerswitch® .....	W-5
provolt™ .....	W-5
python® .....	W-5
quickplate® .....	W-5
quickport® .....	W-6
renoir™ II .....	W-6
renu® .....	W-6
rhino-hide® .....	W-6
sector® .....	W-6
smartlockpro® .....	W-6
spec-Grade™ .....	W-6
structured media® .....	W-6
sureSlide® .....	W-7
toggletouch® .....	W-7
trimatron™ .....	W-7
true touch® .....	W-7
versi-Duct® .....	W-7
verifEye™ .....	W-7
vertiGo® .....	W-7
vizia +® .....	W-7
vizia RF +® .....	W-7
V-0-MAX® .....	W-7
wetguard® .....	W-7
Electronic Resources .....	W-8

Click on the Leviton logo at the top of any page to return to the TOC



## How To Use This Catalog

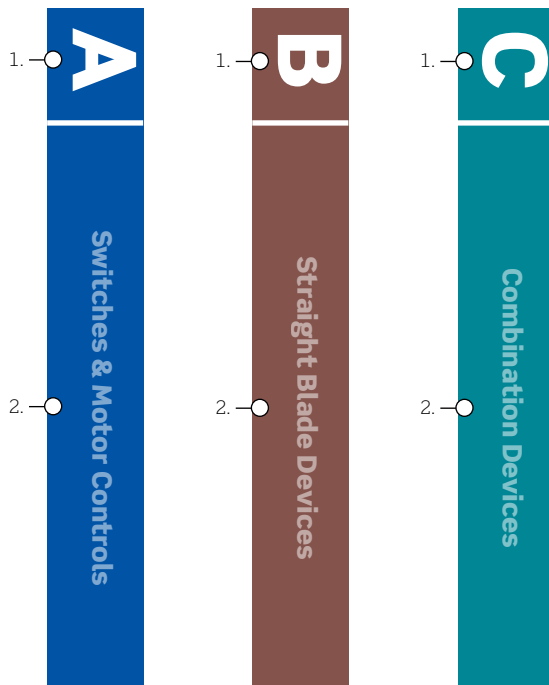
We've re-designed and reorganized our catalog to make it easier to use. The new organization is based upon product group and rating. The pages are numbered by section, each beginning with it's own contents page and color coded tabs for easy section identification. Basic dimensional drawings, wiring diagrams and material specifications have been excluded, except where necessary for product selection. All of the latest product-related technical and specification information is available at [www.leviton.com](http://www.leviton.com)

For catalog navigation you will find a green header located at the top outside corner of each page.



1. The top row is the SECTION TITLE and will label the family of devices found in that section.
2. The second row will list the GRADE of devices found on that page (where applicable).
3. The blue text below the header denotes the product category and listing. The **BOLD** text identifies the broader product category while the **LIGHT** text refers to the specific product listing found on the page below.

For section navigation you will find a color-coded tab located on the outside edge of each page.



1. SECTION alphabetical label.
2. SECTION title, product family.

For page navigation you will find the following heading styles used throughout the catalog:

1. **Product Group**
  2. **Product Sub-group**
  3. **Product Listing**
  4. **Product Sub-listing**
1. The **Green Bold** heading is a PRODUCT GROUP and is also listed in the TABLE OF CONTENTS.
  2. The **Green Light** heading is a PRODUCT SUB-GROUP and is also listed in the TABLE OF CONTENTS.
  3. The **Blue Bold** heading is a PRODUCT LISTING.
  4. The **Blue Light** heading is a PRODUCT SUB-LISTING.

To locate by product brand refer to the brand listing section. There you will find brief brand descriptions as well as product page references.

Brand	Description
a-2000®	The a-2000® series of modular dimming cabinet theatrical-grade performance with the ability to handle architectural-type loads.
black & white®	Our signature Black & White® series plugs and outlets combine features that facilitate simple, fast installation and unsurpassed durability.

For color options you will find a color reference chart with name and suffix. Please add the appropriate color suffix to Cat. No. when ordering items.

**Color Choices** Available in the following colors:



For related products and wallplates you will find a listing on the bottom of each page where applicable.



### Related Products

Leviton also offers superior quality recessed devices. **See page Q-32 for more information.**



### Wallplates

Find the right wallplate for any application. **See section T for Wallplates & Weather-Resistant Covers.**

## World Headquarters



From our humble start in 1906, Leviton has grown to be the largest family owned global provider of wiring devices, lighting energy management solutions, and commercial data infrastructure.

In 2009, Leviton opened our corporate headquarters in Melville, NY. This world-class facility demonstrates our focus on the future, and commitment to innovation, sustainability and community responsibility. The LEED Certified, 4-story, 140,000 sq. ft. fully renovated facility is outfitted with the latest “green building” materials and systems, including Energy Star qualified fixtures and Leviton energy-saving wiring devices and lighting controls.

Leviton Headquarters supports recycling programs and building procedures, which promote the health and well being of our team. This model high-performance “green” facility is a bustling efficient working environment and serves as a showcase for our products and solutions.

‘USGBC’ and related logo is a trademark owned by the U.S. Green Building Council and is used by permission



## The Future Is On®

Leviton is focused on creating a brighter future, where the smart use of electricity powers progress and results in sustainability and renewal. Our goal is to manufacture energy-efficient products that protect and conserve our natural resources while providing high-tech lighting and sensors for greener businesses and homes. Moving forward, we will continue to grow our ability to deliver products and services globally in support of emerging markets.

### From Modest Beginnings to Industry Leader

Our founder, Isidor Leviton, opened a small tinsmithing operation in Manhattan in 1906. The little start-up company produced mantle tips for the gas lighting industry. As electricity became the dominant power source, Leviton shared the vision of the future and created a pull-chain lampholder to accommodate Thomas Edison's new light bulb. From these early days, the Leviton family has pioneered ingenious solutions while delivering quality, reliability and value. Isidor's son, Harold Leviton, carried forth on this tradition while dramatically expanding the breadth and depth of the product line and extending the company's worldwide reach. With distribution currently in over 100 countries. Leviton's third president and CEO Don Hendler, continues to build upon these strategic, progressive programs with a vision toward sustainability.

### Powering Progress Into the Future

As always, Leviton continues to be the smart choice of smart professionals. Our commitment to our customers is paramount; the strength of our relationships is anchored in a culture of integrity, responsiveness and respect. Our commitment to leading the industry with the most complete selection of products, programs and services is unparalleled. Our vision is to help build a better, more sustainable tomorrow, continuously creating ingeniously designed products that improve the way we all live, one building at a time. At Leviton, the future is on.

# Your Complete Resource for Products, Service and Support

Leviton offers the most comprehensive selection of wiring devices for residential, commercial, industrial and OEM applications. There are many good reasons why Leviton is the preferred brand of industry professionals and their customers. We produce more than two million parts per day and supply our clients with more than 25,000 products. Our nationwide web of manufacturing, warehousing and distribution centers ensures quick turnaround and on-time delivery.

## The Leviton Edge — Advanced Engineering

Leviton engineers, designers and researchers apply advanced technology in the design of our products. Equipped with the latest tools and industry-leading R & D and testing facilities, our design staff develops products for every wiring device application. Our robust patent portfolio is rich in entries designed to improve electrical safety, increase energy efficiency, and reduce installation time.

## World-Class Quality

At Leviton, state-of-the-art manufacturing and Six Sigma quality standards at ISO 9001 certified facilities ensure the excellence and reliability of our products. Aiming for perfection, we employ automated production technologies that facilitate zero-defect factory output as well as lower production costs. The finished Leviton product is a reflection of our commitment to quality.



## Green Design

Everyone talks about energy conservation, but Leviton engineers do something about it. They design energy-efficient products to meet federal, state, industry and LEED (Leadership in Energy and Environmental Design) standards for commercial buildings and homes. Through green design and smarter choices, people have the power to improve ecological sustainability.

## Superior Service and Tech Support

When it comes to customer service and technical support, there's nothing like the personal touch. In an era of outsourcing, we are committed to taking care of our customers with company call centers in Melville NY, Portland OR, and Bothell WA. Our Tech Line is staffed by seasoned experts who can provide complete information on Leviton's extensive product offering.

## Anytime Online ez-Tools

Visit Leviton.com to search for products, take a course, place an order and even configure a commercial system, at any time of day or night. We make it easy for you to make smart choices with our suite of ez-Tools, including the ez-Find® product search, ez-Learn® courses, ez-Biz® instant ordering system, and the ez-Configurator for custom applications.



# Product Grade Guide

## Finding the Right Product Grade

Whatever the application, there's a Leviton product grade to meet your needs. We provide a broad array of quality devices designed for commercial, industrial and residential construction and maintenance requirements. Choose the best grade for the job at hand.

### Hospital Grade

**Applications:** *Patient Rooms, Patient Care Areas, Facility Hallways, Pediatric and Psychiatric Wards*

Hospital Grade products provide maximum safety in high abuse applications where constant use of the device is common. Built to withstand impact, wear, crushing and corrosive environments that would destroy ordinary heavy-duty devices.

### Industrial Grade

**Applications:** *Factories, Hotels, Office Buildings, Convention Centers, Schools and Universities*

Industrial Grade products deliver top quality and peak performance in heavy-duty applications. Constructed to meet the exacting needs of industrial and institutional users, our devices are reliable in severe settings.

### Commercial Grade

**Applications:** *Office Buildings, Municipal Buildings, Malls, Department Stores, Houses of Worship and Cultural Institutions*

Commercial Grade products are designed for outstanding reliability and top performance in commercial and institutional settings. They are cost-effective, labor-saving and provide long-lasting service life.

### Residential Grade

**Applications:** *Single and Multifamily Housing, Condominiums, High-Rises, Schools and Light Commercial Buildings*

Residential Grade products are engineered for fine appearance, speedy installation and durability in impact-resistant materials. They are a smart choice for use in homes and light commercial venues.

## Switches & Motor Controls

# A

Toggle Switches .....	A-2
Traditional Switches .....	A-2
CO/ALR Switches .....	A-3
Lev-Lok® Modular Switches .....	A-14
Decora® Switches .....	A-16
Appliance Switches .....	A-24
Manual Motor Starter Switches .....	A-25
Safety Disconnect Switches .....	A-28
Switched Enclosures .....	A-32



**TOGGLE** | Traditional AC Quiet

## Toggle Switches

### Traditional

#### AC Quiet Toggle Switches

Tried-and-true toggle designs, Leviton residential grade AC Quiet switches cover all the bases; they install easily and are available in standard and illuminated versions. Their toggles and frames are constructed from impact-resistant thermoplastic, and they feature large head, hardened triple-drive screws for easy installation. Leviton's traditional switches are compatible with a wide range of Leviton plastic and metal wallplates.

#### Sample Toggle Switches



**Color Choices** Toggle switches are offered in a wide range of colors. To order colors, add suffix to Cat. No.



White  
(-W)



Ivory  
(-I)



Light Almond  
(-T)



Black  
(-E)



Brown

#### Features and Benefits

- Faster installation with combination of side wiring and Quickwire push-in wiring
- Terminal screws accept up to #12 AWG copper or copper-clad wire
- Quickwire push-in terminals accept #14 AWG solid copper wire only
- Large head, hardened triple-drive combination screws (Standard, Phillips, or Robertson) for fast wiring installation
- Impact-resistant, durable thermoplastic toggle and frame
- Limited 2-year warranty



AC Quiet Quickwire Push-In and Side Wired				
Rating		15A-120V AC Non-grounded	15A-120V AC w/ground screw	15A-120V AC Self-grounded Backwired Clamp
Description	Color	Cat. No.	Cat. No.	Cat. No.
Single Pole	White	1451-W	1451-2W	RS115-W
	Ivory	1451-I	1451-2I	RS115-I
	Light Almond	—	1451-2T	RS115-T
	Black	—	1451-2E	RS115-2E
	Brown	1451	1451-2	RS115-2
3-Way	White	1453-W	1453-2W	—
	Ivory	1453-I	1453-2I	—
	Light Almond	—	1453-2T	—
	Black	—	1453-2E	—
	Brown	1453	1453-2	—
4-Way	White	—	54504-2W	—
	Ivory	—	54504-2I	—
	Light Almond	—	54504-2T	—
	Black	—	54504-2E	—
	Brown	—	54504-2	—



1451-2I



1461-LHC

AC Quiet Quickwire and Side Wired — Illuminated			
Rating			15A-120V AC w/ground screw
Description	Toggle Color	Illumination	Cat. No.
Single Pole	Clear	Amber	1461-LHC
3-Way	Clear	Amber	1463-LHC

## CO/ALR Switches

### Features and Benefits

- Designed specifically to work with aluminum conductors
- Faster installation with combination of side wiring and Quickwire push-in wiring
- Side wire accepts conductors up to #12 AWG
- Quickwire accepts conductors up to #12 AWG; #14 AWG in Canada
- Large head, hardened triple-drive combination screws (standard, Phillips or Robertson) for fast wiring installation
- Impact-resistant, durable thermoplastic toggle and frame
- Limited 2-year warranty

CO/ALR Side Wired Switches — Framed		
Rating		15A-120V AC w/ground screw
Description	Color	Cat. No.
Single Pole	White	2651-2W
	Ivory	2651-2I
3-Way	White	2653-2W
	Ivory	2653-2I

Note: CO/ALR devices are for connection to #12 or #10 AWG Aluminum Conductors




2651-2I

**TOGGLE** | Traditional AC Quiet

**AC-Quiet Commercial Specification Grade Switches**

Leviton's commercial specification grade switches are designed to offer outstanding reliability and top performance in commercial settings. Ideal applications include municipal facilities, government buildings, malls, department stores, hospital and health care facilities, office buildings, schools, colleges, universities, houses of worship and cultural institutions. Leviton offers a large selection of 15 and 20 Amp commercial switches in a wide variety of colors, wiring options and other features.

**CSB1-15I**


**Color Choices** AC Quiet toggle switches are offered in a wide range of colors. To order colors, add suffix to Cat. No.


**Features and Benefits**

- Listed UL Federal Specification WS896
- Heavy-duty pre-plated steel mounting strap for maximum strength
- All screws are plated-steel combination-head for fast installation with standard, Phillips and Robertson head screwdrivers
- External clamp-type wiring terminals provides secure connection of solid or stranded wire for back or side wiring (CSB1 and CSB3)
- Backed by a limited 10-year warranty

## TOGGLE | AC Quiet Commercial Specification Grade

AC Quiet Back and Side Wired   FED SPEC			
Rating		15A-120/277V AC	20A-120/277V AC
Description	Color	Cat. No.	Cat. No.
Single Pole	White	CSB1-15W	CSB1-20W
	Ivory	CSB1-15I	CSB1-20I
	Light Almond	CSB1-15T	CSB1-20T
	Gray	CSB1-15G	CSB1-20G
	Brown	CSB1-15	CSB1-20
Double Pole	White	CSB2-15W	CSB2-20W
	Ivory	CSB2-15I	CSB2-20I
	Light Almond	CSB2-15T	CSB2-20T
	Gray	—	CSB2-20G
	Brown	CSB2-15	CSB2-20
3-Way	White	CSB3-15W	CSB3-20W
	Ivory	CSB3-15I	CSB3-20I
	Light Almond	CSB3-15T	CSB3-20T
	Gray	—	CSB3-20G
	Brown	CSB3-15	CSB3-20
4-Way	White	CSB4-15W	CSB4-20W
	Ivory	CSB4-15I	CSB4-20I
	Light Almond	CSB4-15T	CSB4-20T
	Brown	CSB4-15	CSB4-20
	Gray	—	CSB4-20G

Note: Cat. Nos. CSB1 and CSB3 feature external clamp-type wiring termination for back and side wiring



CSB1-20



CSB3-20G

AC Quiet Side Wired   FED SPEC			
Rating		15A-120/277V AC	20A-120/277V AC
Description	Color	Cat. No.	Cat. No.
Single Pole	White	CS115-2W	CS120-2W
	Ivory	CS115-2I	CS120-2I
	Light Almond	CS115-2T	CS120-2T
	Gray	CS115-2GY	CS120-2GY
	Black	CS115-2E	CS120-2E
	Brown	CS115-2	CS120-2
Single Pole	Ivory	5501-8I	—
Hospital Call Switch*	Brown	5501-8	—
Single Pole, Framed Toggle	White	54501-2W	54521-2W
	Ivory	54501-2I	54521-2I
	Gray	54501-2GY	54521-2GY
	Brown	54501-2	54521-2
Double Pole	White	CS215-2W	CS220-2W
	Ivory	CS215-2I	CS220-2I
	Light Almond	—	CS220-2T
	Gray	CS215-2GY	CS220-2GY
	Black	—	CS220-2E
	Brown	CS215-2	CS220-2
Double Pole	Brown	5502-8	—
Hospital Call Switch*			
Double Pole, Framed Toggle	White	54502-2W	54522-2W
	Ivory	54502-2I	54522-2I
	Brown	54502-2	54522-2



CS120-2W



5501-8

\*Hospital Call Switch turns on when toggle is pulled down with cord (3-ft braided cord included)

Continued on next page

**TOGGLE** | Traditional AC Quiet Spec Grade and Locking

Continued from previous page

**AC-Quiet Commercial Specification Grade Switches**

Switches & Motor Controls

AC Quiet Side Wired   FED SPEC			
Rating	15A-120/277V AC		20A-120/277V AC
Description	Color	Cat. No.	Cat. No.
3-Way	White	CS315-2W	CS320-2W
	Ivory	CS315-2I	CS320-2I
	Light Almond	CS315-2T	CS320-2T
	Gray	CS315-2GY	CS320-2GY
	Black	—	CS320-2E
	Brown	CS315-2	CS320-2
3-Way, Framed Toggle	White	54503-2W	54523-2W
	Ivory	54503-2I	54523-2I
	Gray	54503-2GY	54523-2GY
	Brown	54503-2	54523-2
4-Way	White	CS415-2W	CS420-2W
	Ivory	CS415-2I	CS420-2I
	Light Almond	CS415-2T	CS420-2T
	Gray	CS415-2GY	CS420-2GY
	Black	—	CS420-2E
	Brown	CS415-2	CS420-2
4-Way, Framed Toggle	White	54504-2W	54524-2W
	Ivory	54504-2I	54524-2I
	Light Almond	54504-2T	—
	Gray	54504-2GY	54524-2GY
	Brown	54504-2	54524-2

AC Quiet Side Wired — Lighted   FED SPEC		
Rating	15A-120V AC	
Description	Color	Cat. No.
Single Pole	White	5501-LHW
	Ivory	5501-LHI
3-Way	White	5503-LHW
	Ivory	5503-LHI

AC Quiet Side Wired — Canadian				
Rating	15A-120/277V AC		20A-120/277V AC	15A-347V AC
Description	Color	Cat. No.	Cat. No.	Cat. No.
Single Pole, Framed Toggle	White	1101-CW	—	18201-CW
	Ivory	1101-CI	54521-I	18201-CI
	Gray	1101-CG	—	18201-CG
	Black	1101-CE	—	—
	Brown	1101-CB	54521-B	18201-CB
Double Pole, Framed Toggle	White	1102-CW	54522-W	18202-CW
	Ivory	1102-CI	54522-I	18202-CI
	Brown	1102-CB	54522-B	18202-CB
3-Way, Framed Toggle	White	1103-CW	54523-W	18203-CW
	Ivory	1103-CI	54523-I	18203-CI
	Gray	1103-CG	—	18203-CG
	Brown	1103-CB	54523-B	18203-CB
4-Way, Framed Toggle	White	1104-CW	—	18204-CW
	Ivory	1104-CI	—	18204-CI
	Gray	—	—	18204-CG
	Black	1104-CE	—	—
	Brown	1104-CB	54524-B	18204-CB



CS320-2



5501-LHW



1101-CG

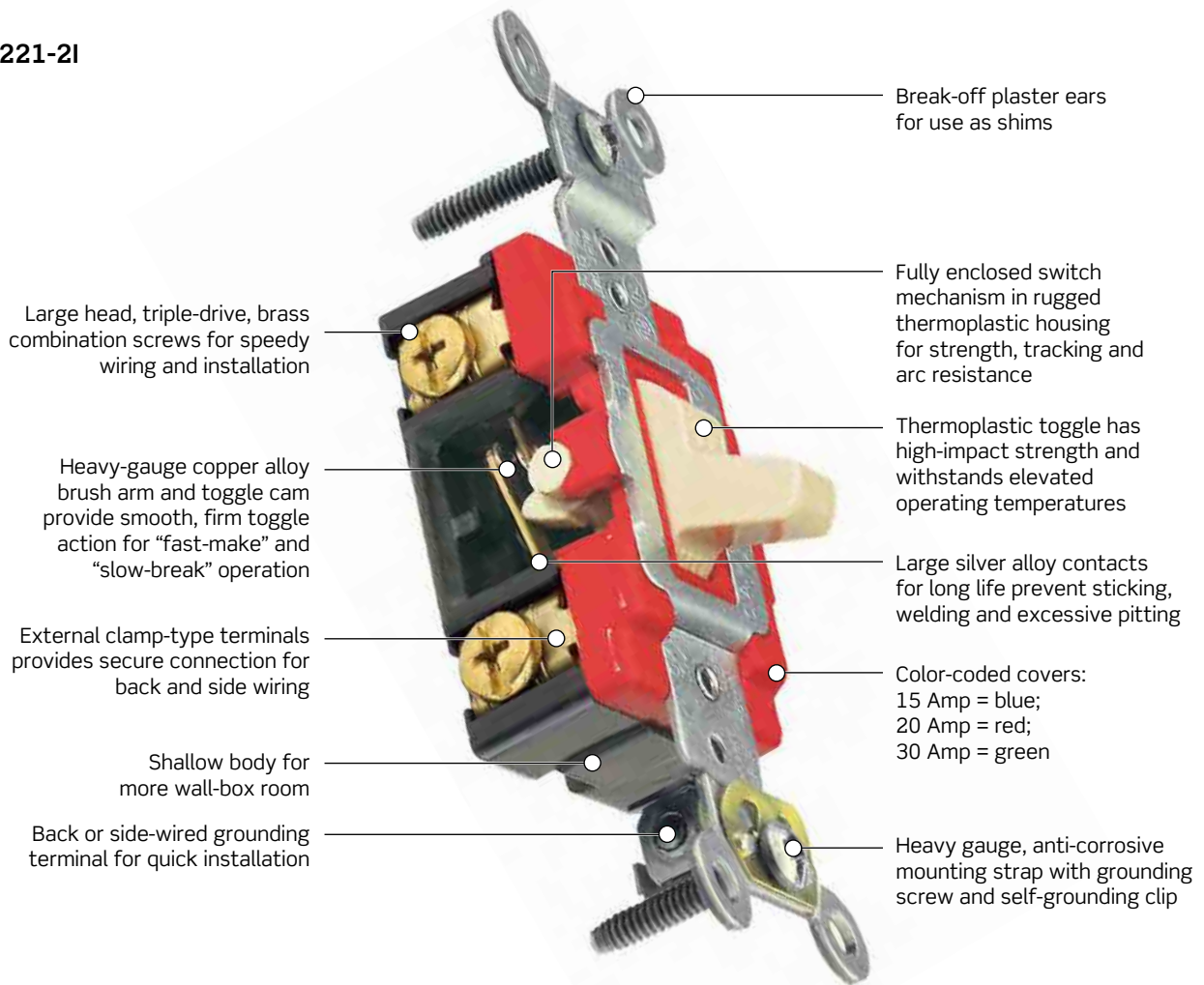
### Extra Heavy-Duty Specification Grade Toggle and Locking Switches

Leviton's Industrial Grade AC toggle switches for extra heavy-duty applications represent top-of-the-line quality and peak performance. Leviton uses the finest materials available and the highest production standards to produce industrial switches of unmatched versatility and reliability.

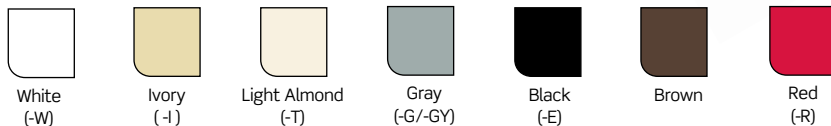
#### Features and Benefits

- Heavy gauge copper alloy brush arm for superior performance
- Large silver alloy contacts for long life prevent sticking, welding and excessive pitting
- Fully enclosed switch mechanism in rugged housing for strength, tracking and arc resistance
- Color-coded covers for easy identification: 15 Amp, Blue; 20 Amp, Red; 30 Amp, Green,
- Self-grounding clip (self grounding when used with a grounded metal wallbox)
- Wire lead switches also available for fast and easy installation
- Backed by a limited 10-year warranty

#### 1221-2I



**Color Choices** Extra heavy-duty toggle switches are offered in a wide range of colors. To order colors, add suffix to Cat. No.



**TOGGLE** | Extra Heavy-Duty Spec Grade and Locking

**Back and Side Wired/Wire Lead Toggle Switches**   **FED SPEC**

Rating		15A-120/277V AC	20A-120/277V AC	30A-120/277V AC
Description	Color	Cat. No.	Cat. No.	Cat. No.
Single Pole	White	1201-2W	1221-2W	3031-2W
	Ivory	1201-2I	1221-2I	3031-2I
	Light Almond	—	1221-2T	—
	Gray	1201-2GY	1221-2GY	—
	Black	—	1221-2E	—
	Brown	1201-2	1221-2	3031-2
	Red	1201-2R	1221-2R	—
Single Pole, Tamper-Resistant*	White	—	1221-2WL	—
	Ivory	1201-2IL	1221-2IL	—
	Gray	—	1221-2GL	—
	Brown	1201-2L	1221-2L	3031-2L
Single Pole with 6" Wire Leads	White	1241-W	1243-W	—
	Ivory	1241-I	1243-I	—
	Gray	1241-LGY	1243-LGY	—
Double Pole	White	1202-2W	1222-2W	3032-2W
	Ivory	1202-2I	1222-2I	3032-2I
	Gray	1202-2GY	1222-2GY	—
	Black	—	1222-2E	3032-2E
	Brown	1202-2	1222-2	3032-2
	Red	—	1222-2R	3032-2R
Double Pole, Tamper-Resistant*	Ivory	—	1222-2IL	—
	Brown	1202-2L	1222-2L	3032-2L
3-Way	White	1203-2W	1223-2W	3033-2W
	Ivory	1203-2I	1223-2I	3033-2I
	Light Almond	—	1223-2T	—
	Gray	1203-2GY	1223-2GY	—
	Black	—	1223-2E	—
	Brown	1203-2	1223-2	3033-2
	Red	1203-2R	1223-2R	—
3-Way, Tamper-Resistant*	White	—	1223-2WL	—
	Ivory	1203-2IL	1223-2IL	—
	Gray	—	1223-2GL	—
	Brown	1203-2L	1223-2L	3033-2L
3-Way with 6" Wire Leads	White	1242-W	1244-W	—
	Ivory	1242-I	1244-I	—
	Gray	—	1244-LGY	—
4-Way	White	1204-2W	1224-2W	—
	Ivory	1204-2I	1224-2I	—
	Light Almond	—	1224-2T	—
	Gray	1204-2GY	1224-2GY	—
	Black	—	1224-2E	—
	Brown	1204-2	1224-2	—
	Red	—	1224-2R	—
4-Way, Tamper-Resistant*	White	—	1224-2WL	—
	Ivory	—	1224-2IL	—
	Gray	—	1224-2GL	—
	Brown	1204-2L	1224-2L	—
*Key for Tamper-Resistant Switch	—	55500-PRT	—	—

Note: Cat. Nos. 1201, 1202, 1203, 1221, 1222, and 1223 feature external clamp-type wiring termination for back and side wiring



1201-2IL



1221-2I



3031-2W

## Extra Heavy-Duty Specification Grade Toggle and Locking Switches

Back and Side Wired Toggle Switches   FED SPEC		
Rating	20A-120/277V AC	
Description	Color	Cat. No.
Single Pole	White	1221-SW
	Ivory	1221-SI
	Light Almond	1221-ST
	Gray	1221-SGY
	Brown	1221-S
	Red	1221-SR
Double Pole	White	1222-SW
	Ivory	1222-SI
	Gray	1222-SGY
	Brown	1222-S
3-Way	White	1223-SW
	Ivory	1223-SI
	Light Almond	1223-ST
	Gray	1223-SGY
	Brown	1223-S
	Red	1223-SR
4-Way	White	1224-SW
	Ivory	1224-SI
	Gray	1224-SGY
	Brown	1224-S

Note: Cat. Nos. 1221, 1222, and 1223 feature external clamp-type wiring termination for back and side wiring

Back and Side Wired Toggle Switches — Canadian			
Rating		15A-347V AC/CA	20A-347V AC/CA
Description	Color	Cat. No.	Cat. No.
Single Pole	White	18201-W	18221-W
	Ivory	18201-I	18221-I
	Gray	18201-G	18221-G
	Brown	18201-B	18221-B
	Red	18201-R	18221-R
		Brown	18201-LB
Single Pole, Tamper Resistant* (locking)			
Double Pole	Ivory	18202-I	18222-I
	Brown	—	18222-B
Double Pole, Tamper Resistant* (locking)	Brown	18202-LB	18222-LB
3-Way	White	18203-W	18223-W
	Ivory	18203-I	18223-I
	Gray	18203-G	18223-G
	Brown	18203-B	18223-B
	Red	18203-R	18223-R
3-Way, Tamper Resistant* (locking)	Brown	18203-LB	18223-LB
4-Way	White	—	18224-W
	Ivory	18204-I	18224-I
	Gray	18204-G	—
	Brown	18204-B	18224-B
	Red	18204-R	—

\*Key for Tamper Resistant Switch 55500-PRT

Note: Cat. Nos. 18201, 18202, 18203, 18221, 18222, and 18223 feature external clamp-type wiring termination for back and side wiring.  
Note: 15A — White covers and .042 thick strap



1221-SW



18201-R



55500-PRT

**TOGGLE** | Antimicrobial Treated Devices

**Antimicrobial Treated Devices**

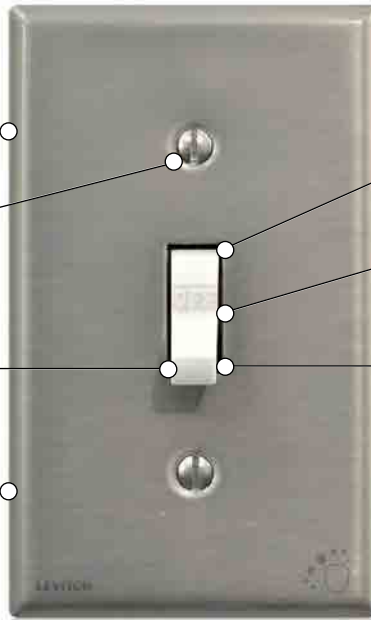
To combat the spread of germs, Leviton has developed an antimicrobial solution that works to reduce the growth of bacteria on our switches and wallplates. By incorporating a silver ion (Ag+) antimicrobial additive into the product material, these treated devices provide an extra layer of protection\*.

\*Independently lab tested and proven to inhibit 99.9% of bacterial growth, even after the use of harsh cleaning agents

**84001-A40 (Wallplate)**

**Wallplate Features**

- Stainless Steel wallplate protected with antimicrobial polyurethane powder coating
- Mounting screws protected with antimicrobial polyurethane powder coating
- Available in 1- or 2-gang configurations
- Powder coating resists fingerprints and has been tested to ISO 7784.2 for durability



**A1221-2W (Switch)**

**Switch Features**

- 20A, 120/277V AC
- Toggle material embedded with silver ion antimicrobial additive
- Available in single pole and three-way configurations

Note: Switch and wallplate sold separately

**Features and Benefits**

- Antimicrobial material has been tested to show a consistent {3 log (>99.9%)} microbial reduction rate against a broad range of bacteria pursuant to the JIS Z 2801:2000 test protocol
- Listed UL Federal Specification WS896
- All Antimicrobial devices use silver ions (Ag+) as the antimicrobial agent in the product material
- Backed by a limited 10-year warranty\*\*

\*\*There are no other or implied warranties of any kind, including merchantability or fitness for a particular purpose. Please see [www.leviton.com/antimicrobial](http://www.leviton.com/antimicrobial) for more details

**Antimicrobial Treated Devices — Single Pole**

Rating	20A-120/277V AC	
Description	Color	Cat. No.
Single Pole, Antimicrobial Protected	White	A1221-2W
	Ivory	A1221-2I
	Gray	A1221-2GY
	Red	A1221-2R

**Antimicrobial Treated Devices — 3-Way**

Rating	20A-120/277V AC	
Description	Color	Cat. No.
3-Way, Antimicrobial Protected	White	A1223-2W
	Ivory	A1223-2I
	Gray	A1223-2GY
	Red	A1223-2R



A1221-2W

**SPOTLIGHT**

**Antimicrobial Treated Devices**

Antimicrobial Treated Devices by Leviton are made with an antimicrobial additive that helps protect the device from the growth of harmful bacteria. Please visit [www.leviton.com/antimicrobial](http://www.leviton.com/antimicrobial) for more information.



**Related Products**

Find the right antimicrobial wallplate for your antimicrobial switch. See pages T-3 and T-13 in the Wallplates & Weather-Resistant Covers section for more information.



### Maintained and Momentary Contact Extra Heavy-Duty Specification Grade

#### Features and Benefits

- Positive switching action with center-off position
- Large silver cadmium-oxide contacts for long life prevent sticking, welding and excessive pitting
- Clamp-type terminals accept up to #10 CU wire
- Full rated current capacity on fluorescent, tungsten and resistive loads; motor load capacity up to 80% switch current rating
- Backed by a limited 10-year warranty

#### Back and Side Wired — Maintained Contact Toggle Switches

Rating		15A-120/277V AC	20A-120/277V AC	30A-120/277V AC
Description	Color	Cat. No.	Cat. No.	Cat. No.
Single Pole, Double Throw, Center Off	White	1281-W	1285-W	—
	Ivory	1281-I	1285-I	1287-I
	Lt. Almond	—	1285-T	—
	Gray	—	1285-GY	—
	Brown	1281	1285	1287
	Red	—	1285-R	—
Single Pole, Double Throw, Center Off, Tamper Resistant† (locking)	Black	1281-L	1285-L	1287-L
Double Pole, Double Throw, Center Off	White	1282-W	1286-W	1288-W
	Ivory	1282-I	1286-I	1288-I
	Brown	1282	1286	1288
Double Pole, Double Throw, Center Off, Tamper Resistant† (locking)	Black	—	—	1288-L
*Key for Tamper Resistant Switch		55500-PRT		



1281-L



1288

#### Back and Side Wired — Momentary Contact Toggle Switches

Rating		15A-120/277V AC	20A-120/277V AC	30A-120/277V AC
Description	Color	Cat. No.	Cat. No.	Cat. No.
Single Pole, Double Throw, Center Off	White	1256-W	1257-W	—
	Ivory	1256-I	1257-I	—
	Light Almond	—	1257-T	—
	Gray	1256-GY	1257-GY	—
	Brown	1256	1257	1260
	Red	—	1257-R	—
Single Pole, Double Throw, Center Off, Tamper Resistant† (locking)	Black	—	1257-L	—
Double Pole, Double Throw, Center Off	Brown	—	—	1262
*Key for Tamper Resistant Switch		55500-PRT		



1257-L

**TOGGLE** | Traditional Pilot Light and Lighted Handle**Pilot Light and Lighted Handle Extra Heavy-Duty Specification Grade****Features and Benefits**

- Pilot light and lighted handle switches provide top performance in punishing industrial applications
- Lighted handle illuminated when load is OFF. Pilot light toggle illuminated when load is ON
- 120 and 277V versions in single pole and 3-way
- Fully enclosed switch mechanism in rugged housing for strength, track and arc resistance
- Self-grounding clip (self grounding when used with a grounded metal wallbox)
- Backed by a limited 10-year warranty

**Back and Side Wired Toggle Switches — Pilot Light**   **FED SPEC**

Rating		15A-120V AC	20A-120V AC	20A-277V AC	30A-120V AC
Description	Color	Cat. No.	Cat. No.	Cat. No.	Cat. No.
Single Pole	Clear	1201-PLC	1221-PLC	1221-7PC	3031-PLC
	Red	1201-PLR	1221-PLR	1221-7PR	3031-PLR
	Green	1201-PLG	1221-PLG	—	—
Double Pole	Clear	—	1222-PLC	—	3032-PLC
	Red	1202-PLR	1222-PLR	1222-7PR	3032-PLR
	Green	—	1222-PLG	—	—
3-Way	Clear	1203-PLC	1223-PLC	—	—
	Red	1203-PLR	1223-PLR	1223-7PR	—
	Green	1203-PLG	1223-PLG	—	—



1201-PLC

**Back and Side Wired Toggle Switches — Lighted Handle**   **FED SPEC**

Rating		15A-120V AC	20A-120V AC	20A-277V AC	30A-120V AC
Description	Color	Cat. No.	Cat. No.	Cat. No.	Cat. No.
Single Pole	Clear	1201-LHC	1221-LHC	1221-7LC	—
	White	1201-LHW	1221-LHW	1221-7LW	—
	Ivory	1201-LHI	1221-LHI	1221-7LI	3031-LHI
	Red	—	1221-LHR	—	—
3-Way	Clear	1203-LHC	1223-LHC	1223-7LC	—
	White	1203-LHW	1223-LHW	1223-7LW	—
	Ivory	1203-LHI	1223-LHI	1223-7LI	—
	Red	—	1223-LHR	—	—



1222-PLR



1223-LHW

## Extra Heavy-Duty Specification Grade Key Locking Switches

### Features and Benefits

- Heavy-Duty key-operated locking mechanism for maximum tamper-proof operation in schools, institutions, public housing, trailer parks, loading docks, freight yards and other areas
- Chrome lock dome with 2 keys provided per switch
- Large, combination head terminal screws with external clamps
- Triple-combination mounting screws for fast, easy installation
- Heavy-gauge rust-resistant mounting strap with steel grounding screw and self-grounding clip (self grounding when used in a properly grounded metal wallbox)
- Key removable in ON and OFF positions
- Backed by a limited 10-year warranty

### Key Locking Switches

Rating	20A-120/277V AC		
Description	Color	Cat. No.	
Single Pole Key Lock Power Switch, 2 keys provided	Chrome	1221-2KL	
Double Pole Key Lock Power Switch, 2 keys provided	Chrome	1222-2KL	
3-Way Key Lock Power Switch, 2 keys provided	Chrome	1223-2KL	
4-Way Key Lock Power Switch, 2 keys provided	Chrome	1224-2KL	
Replacement Keys, 2 per pack	—	2KL	


Note: Key Lock Power Switches are not recommended for use on Master or Emergency Power Systems



FD/Deep Wallbox

### Wallplates and Wallboxes

Description	Cat. No.
302 Stainless Steel comes with tamper-resistant screws and spanner tool	
FD or deep wallbox recommended minimum internal depth	
2 3/4" single cover/gang adapter extends shallow wallbox	
Use with stainless wallplate	
1-Gang	84071-40
2-Gang	84072-40
3-Gang	84073-40



84071-40



1221-2KL w/two keys



#### Related Products

Find the right wallplate for any application. See section T for Wallplates & Weather-Resistant Covers.

## LEV-LOK® TOGGLE

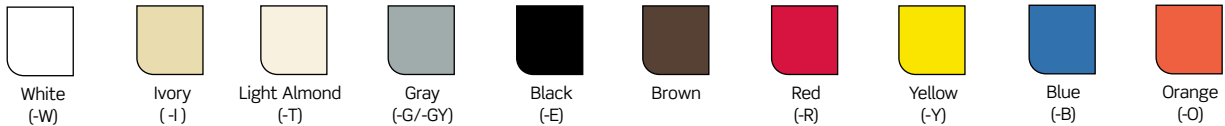
### Lev-Lok® Modular Switches

The revolutionary Lev-Lok® Modular Wiring Device System consists of a wiring module (locking connector with leads) and a rugged wiring device (receptacle or switch) with solid brass locking connection pins. By placing the wiring module over the device's locking pins and twisting clockwise, the connection is secured. Leviton's modular devices address the reliability and performance concerns of specification engineers without sacrificing contractors' needs for fast, easy installation.

#### Features and Benefits

- Devices constructed with impact-resistant thermoplastic nylon cover and body
- Four corner latches securely fasten the device's face to the body
- Solid brass locking pins for strong, secure connection between device and wiring module
- Wiring module locks and latches to the device
- Wiring module ships with protective cover, preventing debris from entering contacts until device is attached
- Modules have factory-installed circuit ID label. Electricians can save a step by labeling device locations during rough-in
- Switch covers are color-coded for easy identification of amp rating
- Backed by a limited 10-year warranty

**Color Choices** Lev-Lok® devices are offered in a wide range of colors. To order colors, add suffix to Cat. No.



#### Lev-Lok® Wiring Modules

Device Type	Description	
Single Pole Switches	Stranded Wire Leads (Black)	MSPSW-ST
	Stranded Wire Leads (Black) push wire connectors	MSPSW-WST
	Solid Wire Leads (Black)	MSPSW-SD
	Stranded Wire Leads (Brown to identify 277V applications)	MSPSW-7ST
	Solid Wire Leads (Brown to identify 277V applications)	MSPSW-7SD
3-Way Switches	Stranded Wire Leads #12 (Black, Red, Red, Green)	M3WSW-OST
	Stranded Wire Leads #12 with 4 port Push In wire connectors on all wires [Ground wire connector to be color coded Green] (Black, Red, Red, Green)	M3WSW-WST
	Stranded Wire Leads #12 for 277V Lighting Applications (Brown, Yellow, Yellow, Green)	M3WSW-7ST

## LEV-LOK® TOGGLE

Lev-Lok® Extra Heavy-Duty Grade Modular Switches			
Rating		15A-120/277V AC	20A-120/277V AC
Description	Color	Cat. No.	Cat. No.
Standard Toggle, Single Pole	White	M1201-W	M1221-W
	Ivory	M1201-I	M1221-I
	Light Almond	—	M1221-T
	Gray	M1201-GY	M1221-GY
	Black	—	M1221-E
	Brown	M1201	M1221
	Red	M1201-R	M1221-R
Standard Toggle, Single Pole, Antimicrobial Treated	White	—	AM120-W
	Ivory	—	AM120-I
	Gray	—	AM120-GY
	Red	—	AM120-R
Illuminated Toggle, Single Pole	White	M1201-LHW	M1221-LHW
	Ivory	M1201-LHI	M1221-LHI
	Clear	M1201-LHC	M1221-LHC
Tamper-Resistant Key†, Single Pole	White	—	M1221-WL
	Ivory	M1201-IL	M1221-IL
	Gray	—	M1221-GL
	Brown	M1201-L	M1221-L
	Red	—	M1221-RL
Standard Toggle, 3-Way Switches	White	M1203-W	M1223-W
	Ivory	M1203-I	M1223-I
	Light Almond	—	M1223-T
	Gray	M1203-FGY	M1223-GY
	Black	—	M1223-E
	Brown	M1203	M1223
Standard Toggle, 3-Way, Antimicrobial Treated	Red	M1203-R	M1223-R
	White	—	AM320-W
	Ivory	—	AM320-I
	Gray	—	AM320-GY
Illuminated Toggle, 3-Way Switches	Red	—	AM320-R
	White	M1203-LHW	M1223-LHW
	Ivory	M1203-LHI	M1223-LHI
Tamper-Resistant Key†, 3-Way Switches	Clear	M1203-LHC	M1223-LHC
	White	—	M1223-WL
	Ivory	M1203-IL	M1223-IL
	Gray	—	M1223-GL
	Brown	M1203-L	M1223-L
†Replacement Key for Tamper-Resistant Key	Red	—	M1223-RL
		55500-PRT	—



M1221-I

## DECORA®

## Decora® Switches

Featuring a designer look and feel that qualify them as modern classics, Decora® rocker switches add so much at a modest cost that no fine home should be without them. Their sleek simplicity and smooth, quiet operation stem from quality materials fitted to tight tolerances and finished with great care, ensuring years of trouble-free service. Easy to wire, they work with tungsten, fluorescent and resistive loads. Their sturdy construction and dependable performance are everything you'd expect from the preeminent switch maker.

## Sample Decora® Switches



## Color Choices

Decora® switches are offered in a wide range of colors. To order colors, add suffix to Cat. No.



White  
(-W)



Ivory  
(-I)



Light Almond  
(-T)



Gray  
(-G/-GY)



Black  
(-E)



Brown

## Features and Benefits

## All Decora® Switches

- Switch frame shields against dust and fits in wallplate to prevent rocker binding
- Terminal screws accept up to #12 AWG copper or copper-clad wire
- Quickwire push-in terminals accept #14 AWG solid copper wire only
- Sturdy construction for long service life
- Full-rated current capacity with tungsten, fluorescent or resistive loads. Motor capacity is 80% of switch rating
- Complements every décor
- Limited 2-year warranty

## Illuminated Decora® Switches

- Illuminated switch rocker illuminates when load is OFF
- Pilot Light switch rocker visible when load is ON, even in bright light
- Illuminated switch does not require a neutral; Pilot light switch requires a neutral

## Imprinted Decora® Switches

- Stock Decora® switches available with choice of three imprints on rocker: FAN, DISPOSAL, OIL BURNER

## DECORA® | Quickwire Push-In and Side Wired

Quickwire Push-In and Side Wired Switches*			
Rating		15A-120/277V AC w/Ground Screw	15A-120/277V AC Self-grounding w/Ground Screw*
Description	Color	Cat. No.	Cat. No.
Single Pole	White	5601-2W	5601-P2W
	Ivory	5601-2I	5601-P2I
	Light Almond	5601-2T	5601-P2T
	Gray	5601-2GY	5601-P2G
	Black	5601-2E	5601-P2E
	Brown	5601-2	—
Double Pole	White	5602-2W	—
	Ivory	5602-2I	—
	Light Almond	5602-2T	—
	Black	5602-2E	—
3-Way	White	5603-2W	5603-P2W
	Ivory	5603-2I	5603-P2I
	Light Almond	5603-2T	5603-P2T
	Gray	5603-2GY	5603-P2G
	Black	5603-2E	5603-P2E
	Brown	5603-2	—
4-Way	White	5604-2W	—
	Ivory	5604-2I	—
	Light Almond	5604-2T	—
	Gray	5604-2GY	—
	Black	5604-2E	—
	Brown	5604-2	—

\*Self-grounding when installed in a properly grounded metal box



5601-P2W



5603-2E



5604-2W

## DECORA® | Illuminated and Imprinted

## Decora® Switches

Quickwire and Side Wired — Illuminated\*  

Rating	15A-120V AC w/Ground Screw	
Description	Color	Cat. No.
Single Pole	White	5611-2W
	Ivory	5611-2I
	Light Almond	5611-2T
3-Way	White	5613-2W
	Ivory	5613-2I
	Light Almond	5613-2T
4-Way	White	5614-2W
	Ivory	5614-2I
	Light Almond	5614-2T

\*Lens illuminated when load is OFF — does not require a neutral wire



5611-2W

Quickwire Push-In and Side Wired — Pilot Light\*  

Rating	15A-120V AC w/ground screw	
Description	Color	Cat. No.
Single Pole	White	5618-2W
	Ivory	5618-2I
	Light Almond	5618-2T

\*Pilot light illuminated when load is ON



5618-2I

Quickwire and Side Wired — Imprinted  

Rating	Stock	15A-120/277V AC w/ground screw	
Description	Color	Messages	Cat. No.
Single Pole, Stock or Custom Print	White	FAN, DISPOSAL,	5601-Z2W
	Ivory	OIL BURNER	5601-Z2I

Note: For Quickwire and Side Wired Molded made to order products, contact your Leviton sales representative



5601-Z2W



### Decora Plus™ AC Quiet Commercial Specification Grade Rocker Switches

Decora Plus™ devices combine designer styling with all the benefits of rugged commercial grade construction. The robust product offering includes: single pole, double pole, 3- and 4-way switches, momentary and maintained contact switches, as well as pilot light and illuminated switches.

#### Features and Benefits

- Engineered for fine tolerances and top performance
- Decora Plus™ switches feature impact resistant thermoplastic construction for long service life
- All Decora® devices meet or exceed applicable UL, CSA and NOM testing standards

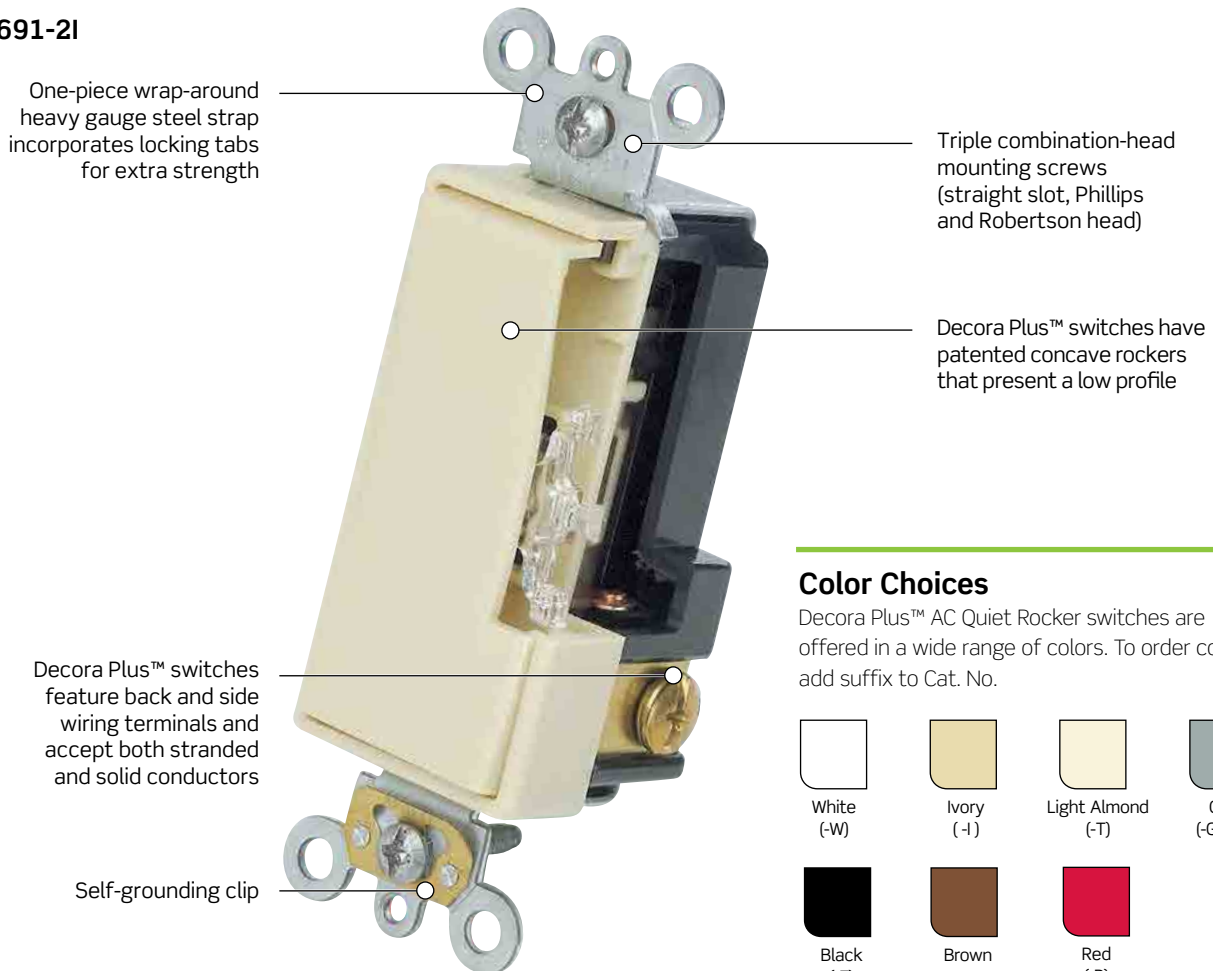
#### AC Quiet Rocker Switches

- Full rated current capacity with tungsten, fluorescent or resistive loads. Motor capacity is 80% of switch rating
- Back and side wiring terminals accept both solid and stranded wire to ease installation
- Architecturally-styled smooth-action concave rocker
- Heavy-duty impact-resistant thermoplastic construction for long service life in commercial applications
- Two ground connection options: a green grounding screw and a self-grounding clip
- Backed by a limited 10-year warranty

#### Canadian Switches

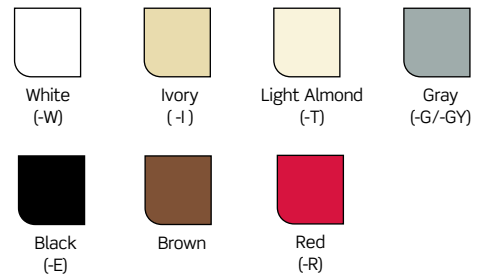
- Canadian Decora® wallplates available in a number of colors and fit “Commander Type” boxes

#### 5691-2I





#### Color Choices

Decora Plus™ AC Quiet Rocker switches are offered in a wide range of colors. To order colors, add suffix to Cat. No.



**DECORA PLUS™ | AC Quiet Commercial Spec Grade**
**Decora Plus™ AC Quiet Commercial Specification Grade Rocker Switches**

Back and Side Wired  			
Rating	15A-120/277V AC		20A-120/277V AC
Description	Color	Cat. No.	Cat. No.
Single Pole	White	5691-2W	5621-2W
	Ivory	5691-2I	5621-2I
	Light Almond	5691-2T	5621-2T
	Gray	5691-2GY	5621-2GY
	Black	5691-2E	5621-2E
	Brown	5691-2	5621-2
	Red	—	5621-2R
Double Pole	White	—	5622-2W
	Ivory	—	5622-2I
	Light Almond	—	5622-2T
	Gray	—	5622-2GY
	Black	—	5622-2E
3-Way	White	5693-2W	5623-2W
	Ivory	5693-2I	5623-2I
	Light Almond	5693-2T	5623-2T
	Gray	5693-2GY	5623-2GY
	Black	5693-2E	5623-2E
	Brown	5693-2	5623-2
	Red	—	5623-2R
4-Way	White	—	5624-2W
	Ivory	—	5624-2I
	Light Almond	—	5624-2T
	Gray	—	5624-2GY
	Brown	—	5624-2



5691-2GY



5693-CI

Back and Side Wired — Canadian  			
Rating	15A-120/347V AC		20A-120/347V AC
Description	Color	Cat. No.	Cat. No.
Single Pole	White	5691-CW	5621-CW
	Ivory	5691-CI	5621-CI
	Light Almond	—	5621-CT
	Gray	5691-CG	—
	Black	5691-CE	—
	Red	5691-CR	—
3-Way	White	5693-CW	5623-CW
	Ivory	5693-CI	5623-CI
	Light Almond	—	5623-CT
	Gray	5693-CG	5623-CG
	Black	5693-CE	—
4-Way	White	5694-CW	5624-CW

**Decora Plus™ Maintained and Momentary Contact Switches**
**Features and Benefits**

- Full rated current capacity with tungsten, fluorescent or resistive loads. Motor capacity is 80% of switch rating
- Wrap-around heavy-gauge strap with locking tabs for added strength
- Back and side wiring terminals accept both solid and stranded wire to ease installation
- Backed by a limited 10-year warranty

**Back and Side Wired — Momentary Contact**
**Rating** 15A-120/277V AC

Description	Color	Cat. No.
Single Pole,	White	5657-2W
Double Throw,	Ivory	5657-2I
Center Off	Light Almond	5657-2T
	Gray	5657-2GY
	Black	5657-2E
	Brown	5657-2



5657-2W

**Back and Side Wired — Maintained Contact**
**Rating** 15A-120/277V AC

Description	Color	Cat. No.
Single Pole,	White	5685-2W
Double Throw,	Ivory	5685-2I
Center Off	Light Almond	5685-2T
	Gray	5685-2GY
	Black	5685-2E
Double Pole,	White	5686-2W
Double Throw,	Ivory	5686-2I
Center Off	Light Almond	5686-2T



5686-2I

## DECORA PLUS™ | Commercial Spec Grade Illuminated | Pilot Light

## Decora Plus™ Commercial Specification Grade Illuminated and Pilot Light Switches

## Features and Benefits

- Illuminated when load is OFF
- Pilot Light rocker visible when load is ON, even in bright light
- Back and side wiring terminals accept both solid and stranded wire to ease installation
- Two ground connection options: a green grounding screw and a self-grounding clip

Back and Side Wired — Illuminated\*  

Rating		20A-120V AC	20A-277V AC
Description	Color	Cat. No.	Cat. No.
Single Pole	White	5631-2W	5649-2W
	Ivory	5631-2I	—
	Light Almond	5631-2T	—
	Black	5631-2E	—
3-Way	White	5633-2W	5659-2W
	Ivory	5633-2I	—
	Light Almond	5633-2T	—

\*Does not require a neutral wire



5631-2W

Back and Side Wired — Pilot Light\*\*  

Rating		20A-120V AC	20A-277V AC
Description	Color	Cat. No.	Cat. No.
Single Pole	White	5628-2W	5629-2W
	Ivory	5628-2I	—
	Light Almond	5628-2T	—
	Brown	5628-2	—
3-Way	White	5638-2W	5639-2W
	Ivory	5638-2I	—

\*\*Requires a neutral wire



5628-2T



5638-2W

## DECORA PLUS™ | Antimicrobial Treated Devices

### Antimicrobial Treated Devices

To combat the spread of germs, Leviton has developed an antimicrobial solution that works to reduce the growth of bacteria on our switches and wallplates. By incorporating a silver ion (Ag+) antimicrobial additive into the product material, these treated devices provide an extra layer of protection\*.

\*Independently lab tested and proven to inhibit 99.9% of bacterial growth, even after the use of harsh cleaning agents

#### 84401-A40 (Wallplate)

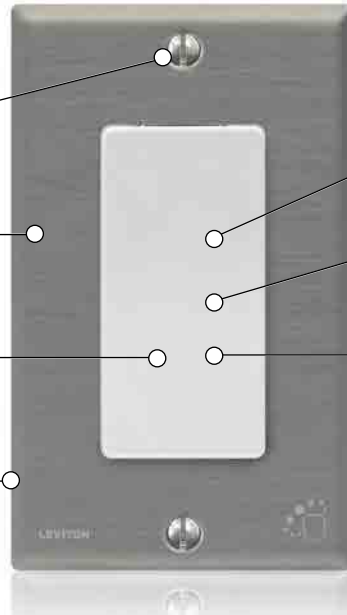
##### Wallplate Features

Mounting screws protected with antimicrobial polyurethane powder coating

Stainless Steel wallplate protected with antimicrobial polyurethane powder coating

Available in 1- or 2-gang configurations

Powder coating resists fingerprints and has been tested to ISO 7784.2 for durability



#### A5621-2W (Switch)

##### Switch Features

20A, 120/277V AC

Rocker material embedded with silver ion antimicrobial additive

Available in single pole and three-way configurations

Note: Switch and wallplate sold separately

### Features and Benefits

#### New Frameless Design Eliminates Areas Most Prone to Dirt and Grime Buildup, Contributing to a Cleaner Look

- Antimicrobial material has been tested to show a consistent {3 log (>99.9%)} microbial reduction rate against a broad range of bacteria pursuant to the JIS Z 2801:2000 test protocol
- Listed UL Federal Specification WS896
- All Antimicrobial devices use silver ions (Ag+) as the antimicrobial agent in the product material
- Backed by a limited 10-year warranty\*\*

\*\*There are no other or implied warranties of any kind, including merchantability or fitness for a particular purpose. Please see [www.leviton.com/antimicrobial](http://www.leviton.com/antimicrobial) for more details

#### Antimicrobial Treated Devices — Single Pole

Rating	20A-120/277V AC	
Description	Color	Cat. No.
Single Pole, Antimicrobial Protected	White	A5621-2W
	Ivory	A5621-2I
	Gray	A5621-2GY
	Red	A5621-2R

#### Antimicrobial Treated Devices — 3-Way

Rating	20A-120/277V AC	
Description	Color	Cat. No.
3-Way, Antimicrobial Protected	White	A5623-2W
	Ivory	A5623-2I
	Gray	A5623-2GY
	Red	A5623-2R



A5621-2W

### SPOTLIGHT

#### Antimicrobial Treated Devices

Antimicrobial Treated Devices by Leviton are made with an antimicrobial additive that helps protect the device from the growth of harmful bacteria. Please visit [www.leviton.com/antimicrobial](http://www.leviton.com/antimicrobial) for more information.



#### Related Products

Find the right antimicrobial wallplate for your antimicrobial switch. See pages T-3 and T-13 in the Wallplates & Weather-Resistant Covers section for more information.

APPLIANCE SWITCHES

Appliance Switches

Features and Benefits

Single Pole Pull Chain Switches

- Standard finish of metal chain is nickel
- Standard leads are #18 AWG 105°C plastic, 6" long, stripped 1/2"
- 3 3/4" chain connector, 3' braided cord, end bell
- Bushing 3/8 - 27 x 3/8" long
- Piercing 13/32" dia

Door Jamb Switch

- Bushing 15/32-32 x 9/16" long

Single Pole Pull Chain Switches

Rating	3A 125V AC-L	6A-125V AC	3A-250V AC	1/4 HP 125/250V
Description	Heavy Duty, Single Circuit, Black and Red Leads		Sequence	Cat. No.
			ON-OFF (L1, OFF)	1689-75
	Heavy Duty, Two Circuit, Four Positions, Black, Blue, Red Leads		Sequence	Cat. No.
			LOW-MED-HIGH-OFF (L1, L2, L1 & 2, OFF)	1689-50
	Heavy Duty, Two Speed, Four Positions, Black, Blue, Red Leads		Sequence	Cat. No.
			ONE-OFF-TWO-OFF (L1, L2, L3, OFF)	1691-50

Rating	3A-125V	1A-125VT	1A-250V	
Description	Compact, Single Circuit, Black Leads		Sequence	Cat. No.
			ON-OFF	10097-8

Rating	3A-125V AC-L	6A-125V AC	3A-250V AC	
Description	Compact, Single Circuit, Black Leads		Sequence	Cat. No.
			ON-OFF	10041-500

Push-Button Door Jamb Switch

Rating	3A-125V		
Description	Single Circuit, Momentary, Metal Pushbutton, #18 AWG Leads, with Jamb Box, Mounting Screws and Cover Plate	Sequence	Cat. No.
		NORMALLY ON	1865

Feed-Through Cord Switch

Rating	3A-125V 1/2 HP 125V			
Description	Heavy Duty, Single Pole, 18/2 - 16/2 Type SPT-1, SPT-2 or Round Cord 18/2, Type SVT and other cords up to 9/32" outer jacket	Sequence	Color	Cat. No.
		ON-OFF	White	5410-W
			Ivory	5410-I
			Brown	5410

Miniature Feed-Through Cord Switch

Rating	3A-125V 1/2 HP 125V			
Description	Miniature Single Pole, Captive Screw (for use with #18 ga. SPT-1 conductors)	Sequence	Color	Cat. No.
		ON-OFF	White	423-3W
			Ivory	423-3I
			Brown	423-3



1689-75



10097-8



1865



5410-W



423-3I

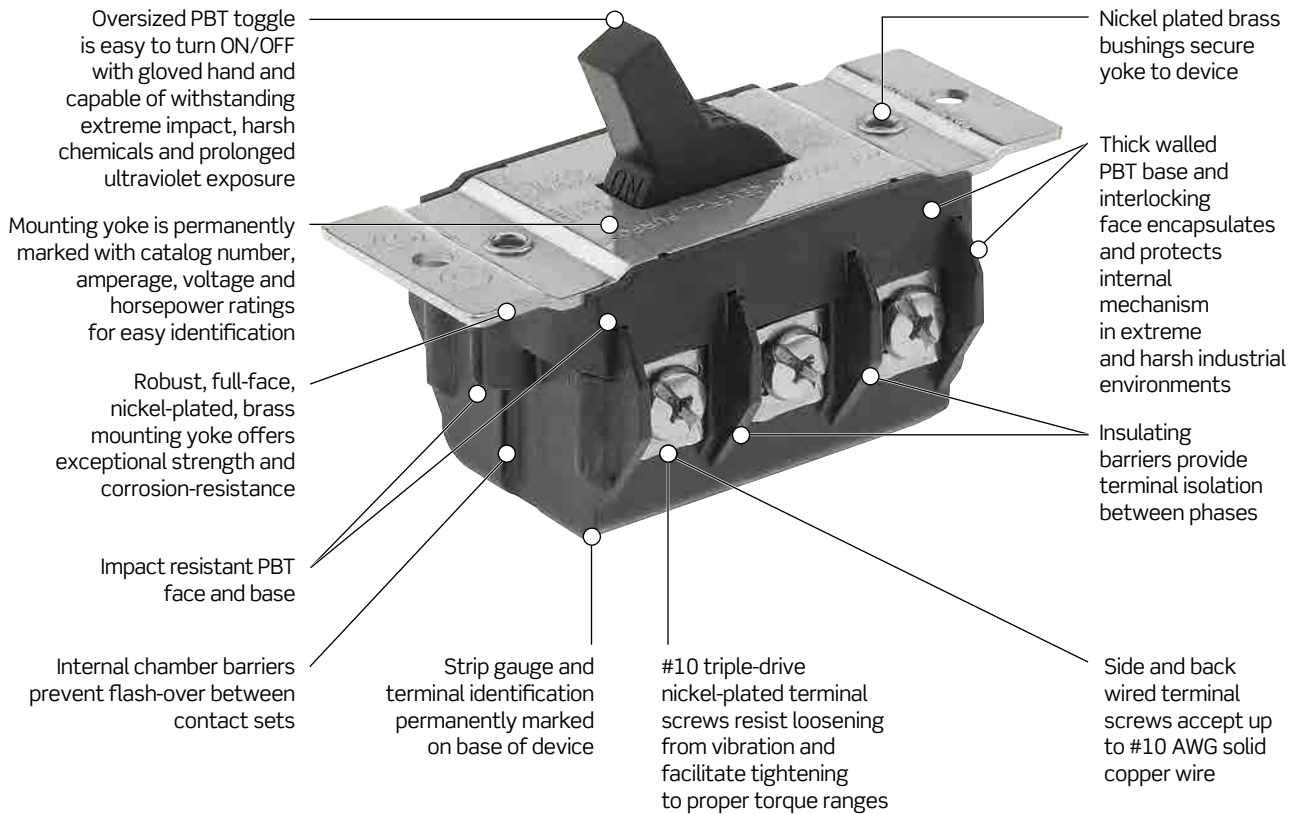
### AC Manual Motor Starting Switches

Leviton manual motor controllers are available as either single switches or with enclosures. Available enclosures include Type 1 thermoplastic, Type 1 powder-coated metal, Type 3R powder-coated metal or Type 4 non-metallic.


#### MS403-DS

##### Suitable as Motor Disconnect

All 30A and 40A motor starters are listed suitable as motor disconnect when protected by a 30A time-delay fuse.



#### MS602-FW



## MOTOR STARTER | Manual Starting Switches

### AC Manual Motor Starting Switches

#### Features and Benefits

##### Motor Starting Switches

- All molded parts are thermoplastic to resist impacts, chemicals, temperature, tracking and arcing
- 30 Amp and 40 Amp switches are listed suitable as motor disconnect when protected by a 30 Amp time-delay fuse
- Positive-contact design and cam-driven mechanism enhances fast-make/slow-break
- Silver-alloy contacts for maximum conductivity and service life
- Multiple termination design accepts back and side wiring, terminal clamps or ring terminals
- Back and side wire terminals accept up to #10 AWG solid copper wire. For stranded #8 AWG wire, remove terminal clamp and use ring terminal (sold separately)
- Oversized #10 triple-drive terminal screws provide greater torque and resist backing out from vibration
- Insulating barrier between terminals provide isolation from each phase
- Nickel-plated brass mounting strap for superior corrosion resistance
- Large toggle provides positive actuation, even with gloved hand
- Backed by a limited 10-year warranty

##### Welder Starting Switch

- Capable of accommodating bus bar termination in multi-gang applications
- Hole for mounting hardware supports panel mounting with self-threading fasteners or pop rivets
- Terminal screws accept up to #10 AWG solid copper wire. For stranded #8 AWG wire, remove terminal clamp and use ring terminal (sold separately)
- Fast-threading, corrosion-resistant brass triple-drive screws for fast, easy installation
- Backed by a limited 10-year warranty

#### Sample Motor Starting Switches





## MOTOR STARTER | Manual Starting Switches | Welder Switch

30A-600V AC — Motor Starting without Overload Protection <span style="color: green;">Suitable as Motor Disconnect</span>									
					AC HP Rating				
Switch Type	Pole	Phase	Description	Wiring Position	120V	240V	480V	600V	Cat. No.
Motor Switch NEMA Type 1 Enclosure	2P	1Ø	Metal Gray Enclosure	Back & Side	2HP	5HP	10HP	15HP	N1302-DS
	3P	3Ø	Metal Gray Enclosure		3HP	7.5HP	15HP	20HP	N1303-DS
	3P	3Ø	Thermoplastic Black Enclosure*		3HP	7.5HP	15HP	20HP	N1303-TDS
Motor Switch NEMA Type 3R Enclosure	2P	1Ø	Metal Gray Enclosure		2HP	5HP	10HP	15HP	N3302-DS
	3P	3Ø	Metal Gray Enclosure		3HP	7.5HP	15HP	20HP	N3303-DS
Motor Switch NEMA Type 4X Enclosure	2P	1Ø	Thermoplastic Black Enclosure**		2HP	5HP	10HP	15HP	MS4X-302
	3P	3Ø	Thermoplastic Black Enclosure**		3HP	7.5HP	15HP	20HP	MS4X-303
Motor Switch Only	2P	1Ø	Black Standard Toggle Switch		2HP	5HP	10HP	15HP	MS302-DS
	2P	1Ø	Black Short Toggle Switch		2HP	5HP	10HP	15HP	MS302-DSS
	3P	3Ø	Black Standard Toggle Switch		3HP	7.5HP	15HP	20HP	MS303-DS
	3P	3Ø	Black Short Toggle Switch		3HP	7.5HP	15HP	20HP	MS303-DSS

40A-600V AC — Motor Starting without Overload Protection <span style="color: green;">Suitable as Motor Disconnect</span>									
					AC HP Rating				
Switch Type	Pole	Phase	Description	Wiring Position	120V	240V	480V	600V	Cat. No.
Motor Switch NEMA Type 4X Enclosure	2P	1Ø	Thermoplastic Black Enclosure**	Back & Side	2HP	5HP	10HP	15HP	MS4X-402
	3P	3Ø			3HP	7.5HP	15HP	20HP	MS4X-403
Motor Switch Only	2P	1Ø	Black Standard Toggle Switch		2HP	5HP	10HP	15HP	MS402-DS
	2P	1Ø			2HP	5HP	10HP	15HP	MS403-DS

60A-600V AC — Motor Starting without Overload Protection <span style="color: green;">Suitable as Manual Motor Controller</span>									
					AC HP Rating				
Switch Type	Pole	Phase	Description	Wiring Position	120V	240V	480V	600V	Cat. No.
Motor Switch NEMA Type 3R Enclosure	2P	1Ø	Metal Gray Enclosure	Front	—	10HP	15HP	20HP	N3602
	3P	3Ø			—	10HP	25HP	30HP	N3603
Motor Switch Only	2P	1Ø	Black Standard Toggle Switch	Back	—	10HP	15HP	20HP	MS602-BW
	2P	1Ø		Front	—	10HP	15HP	20HP	MS602-FW
	3P	3Ø		Back	—	10HP	25HP	30HP	MS603-BW
	3P	3Ø		Front	—	10HP	25HP	30HP	MS603-FW

30A, 40A and 60A Enclosures Only <span style="color: green;">Suitable as Motor Disconnect</span>									
Switch Type	Description			Used With	AC HP Rating				Cat. No.
Enclosure Only NEMA Type 1	Metal Gray Enclosure			30A					N13NC-DS
	Thermoplastic Black Enclosure*								N13NC-TDS
Enclosure Only NEMA Type 3R	Metal Gray Enclosure			30/40A					N33NC-DS
Enclosure Only NEMA Type 3R				40/60A					N36NC

\*Enclosure has black thermoplastic cover with steel box.

\*\*4X Enclosures are high impact Valox™ in watertight enclosure rated 4X, 3R, 12K and IP67

## Welder Switch

40A-600V AC — Motor Starting without Overload Protection									
					AC HP Rating				
Switch Type	Pole	Phase	Description	Wiring Position	250V			Cat. No.	
Welder Switch Only	2P	—	Black Standard Toggle Switch	Back	5HP			WS402	

## SAFETY DISCONNECT SWITCHES

## Powerswitch® Safety Disconnect Switches

Watertight and dust-tight Powerswitch® Safety Disconnect Switches are the ideal choice for process environments with particulate laden air, outdoor exposure, or water wash-down requirements. Heavy duty enclosed safety disconnect switches cut power to the circuit for equipment servicing and are designed to withstand higher short circuit currents than manual motor controllers.

## Sample Safety Disconnect Switches



## Features and Benefits

**30 Amp**

- Non-Fused and Fused
- IP67 Watertight
- NEMA 4X and IEC (DS30-AX)
- Fused models accept “Class-J” Time-Delay Fuses
- Backed by a limited 2-year warranty

**60 Amp**

- Non-Fused and Fused
- IP67 Watertight
- Hub sold separately
- Fused models accept “Class-J” Time-Delay Fuses
- Backed by a limited 2-year warranty

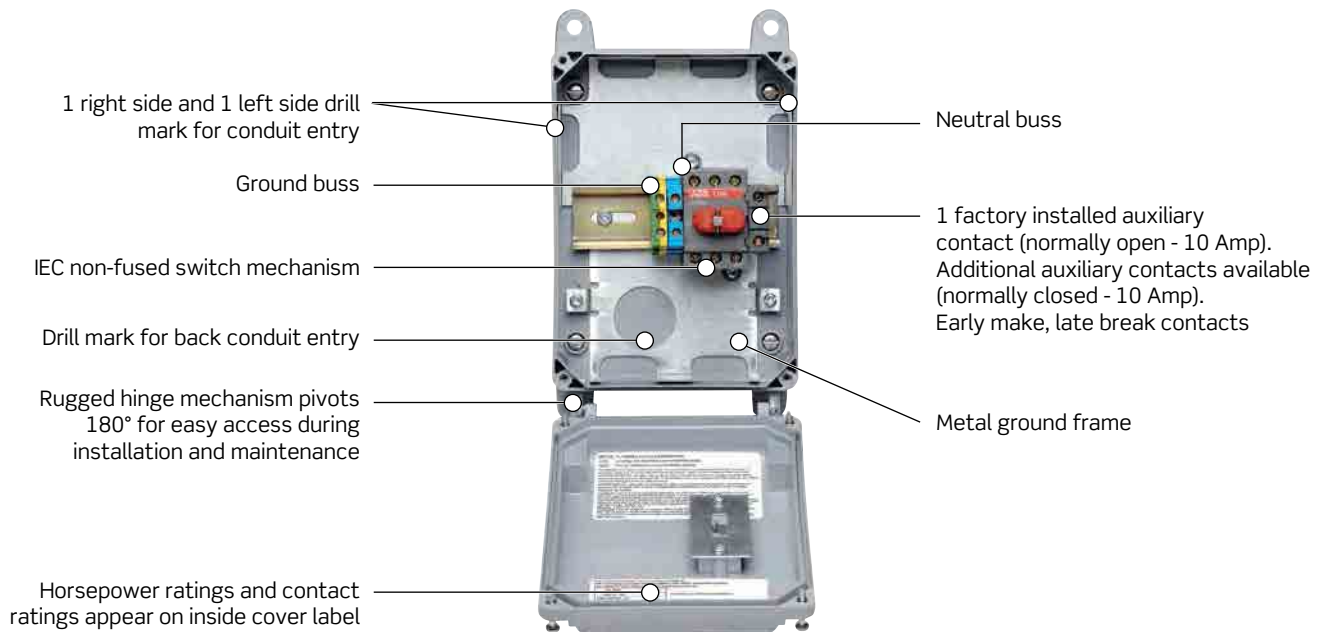

**100 Amp**

- Non-Fused
- IP67 Watertight
- Hub sold separately
- Fused models accept “Class-J” Time-Delay Fuses
- Backed by a limited 2-year warranty

## SAFETY DISCONNECT SWITCHES

### Powerswitch® Safety Disconnect Switches

#### Powerswitch® DS30-AX



**SAFETY DISCONNECT SWITCHES**

**Powerswitch® Safety Disconnect Switches**

**Powerswitch® DS60-FAX**

Liquid-tight conduit fitting (sold separately) can be installed for top or bottom feed

Stainless steel screws are captive and will not fall out when cover is opened

Integrated lockout handle meets OSHA safety regulations

Impact UV and chemical-resistant Valox enclosure rated to UL and IEC watertight standards

- 3R, 4X & 12K
- IP67

Red “pistol grip” handle provides visual confirmation of switch’s status

Circuit identification pad for means of identifying specific equipment loads



Pre-wired grounding plates (top and bottom of enclosure) connect to metal conduit grounding system


Disconnect switch with integrated fuse holder offers proven performance in a compact package

- Fused cartridges accept “Class J” fuses (not included)
- 1 factory installed auxiliary contact (normally open – 10 Amp)
- Additional auxiliary contact available (normally closed – 10 Amp)
- Easily accessible neutral and ground terminal blocks

Brass threaded inserts will not strip, provide higher torque, and form tighter seal between back box and cover

Generous wiring space for top to bottom wiring

Rugged hinge mechanism pivots 180° for easy access during installation and maintenance




Handle (with padlock installed)



**Cover Screws:**  
1 1/8" deep slotted, LG stainless steel

**Mounting Screws:**  
10-24 x 1/2" deep slotted, LG stainless steel



## SAFETY DISCONNECT SWITCHES

### Powerswitch® Safety Disconnect Switches

#### Powerswitch® MDS30-AX



### Safety Disconnect Switches

Description	Amps	Max Voltage	RMS Symmetrical Amperes	Cat. No.
Disconnect Switch Non-Fused*	30	600V AC	10,000A	DS30-AX
	60		50,000A	DS60-AX
	100			DS100-AX
Disconnect Switch Non-Fused*	30		200,000A	DS30-FAX
	60		10,000A	DS60-FAX
Stainless Steel 30A Non-Fused Safety Disconnect Switch	30		10,000A	MDS30-AX

\*Non-Fused are suitable for use on circuits capable of delivering not more than the RMS symmetrical amperes listed on the chart above

### Maximum HP Ratings as Per UL 60947-4-1

Volts	DS30-AX Non-Fused	DS60-AX Non-Fused	DS100-AX Non-Fused	DS30-FAX Fused	DS60-FAX Fused	MDS30-AX Non-Fused
120V AC	2	2	5	2	N/R	2
208V AC	5	20	25	7.5	15	5
240V AC	5	10	15	3	N/R	5
480V AC	10	20	25	7.5	N/R	10
600V AC	N/A	20	20	20	N/R	N/A
3Ø 120/208V AC	10	20	25	7.5	15	10
3Ø 240V AC	10	20	30	7.5	15	10
3Ø 480V AC	20	40	50	15	30	20
3Ø 600V AC	25	40	50	20	30	25


N/R: Not rated  
N/A: Not available

## SWITCHED ENCLOSURES | EDSR-23 and MIDSR-23

## Powerswitch® Switched Enclosures


Our Powerswitch® switched enclosure devices combine a 30A, non-fused safety disconnect switch and a NEMA locking receptacle in the same enclosure for easier installation and maintenance. These disconnect switches with receptacles are non-metallic, watertight and are engineered to enhance safety and performance for critical power control installations.

## MIDSR-23



**Features and Benefits**

- Meet the requirements of outdoor/indoor installations, conforming to IP 66, UL Standard 50 and NEMA environmental ratings of 4X, 12K only when used in conjunction with Leviton Wetguard® plugs
- Meets the requirements of outdoor/indoor installations conforming to IP 54 and NEMA 3R with standard locking NEMA plugs and receptacles with cover closed when not in use
- For use with 20A-30A NEMA locking receptacles up to 600V (sold separately)
- Provide ON-OFF switched control for a connected load
- Lockout capability in compliance with OSHA Lockout/Tagout Regulation 29 CFR Part 1910.147 (in the OFF position) with an acceptable padlock/shackle, thereby assuring the connected equipment cannot be energized
- Auxiliary contact open prior to the line contacts for pilot duty switching
- Backed by a limited 2-year warranty
- Suitable for use on circuits capable of delivering not more than 10,000 RMS symmetrical amperes
- Certified to UL 231 and UL 686, UL 98 Fused, UL 60947-4-1 Non-Fused, CSA C22.2 CE, IEC 60309-1 and 60309 2 standards

**Powerswitch® EDSR-23 and MIDSR-23 30A 600V AC Mechanically Interlocked Disconnect Switch with Receptacle Bracket**
**Powerswitch® EDSR-23 and MIDSR-23 Accessories (included)**


**POWERSWITCH® SAFETY DISCONNECT** | EDSR-23 and MIDSR-23

**Powerswitch® Switched Enclosures**
**Switched Enclosure Devices**

Description	Amps	Max Voltage	Short Circuit Current Withstand	Cat No.
Enclosed Disconnect Switch with Receptacle Bracket	30	600V AC	10,000A	EDSR-23
Mechanically Interlocked Disconnect Switch with Receptacle Bracket	30	600V AC	10,000A	MIDSR-23



EDSR-23

**Maximum HP Ratings as Per UL 60947-4-1**

Volts	EDSR-23 Non-Fused	MIDSR-23 Non-Fused
120V AC	2	2
208V AC	5	5
240V AC	5	5
480V AC	10	10
600V AC	N/A	N/A
3Ø 120/208V AC	10	10
3Ø 240V AC	10	10
3Ø 480V AC	20	20
3Ø 600V AC	25	25



MIDSR-23





## Straight Blade Devices

# B

15 & 20 Amp Devices .....	B-2
Traditional Receptacles .....	B-3
CO/ALR Receptacles .....	B-5
Floor Box Assemblies .....	B-18
Dual Voltage Receptacles .....	B-19
Decora® Receptacles .....	B-20
Lev-Lok® Modular Receptacles .....	B-26
Snap-In Devices .....	B-40
Electrical Accessories .....	B-41
Plugs & Connectors, Flanged Inlets & Outlets ..	B-43
Black & White® Industrial	
Grade Devices .....	B-48
Wetguard® Watertight Plugs, Connectors,	
Inlets, Outlets & Receptacles .....	B-52
Rhino-Hide® NEMA Wiring Devices .....	B-54
Python® Hinged Devices .....	B-56
Midget Devices .....	B-57
Integrated Power .....	B-58
30, 50 & 60 Amp Power Devices .....	B-59

## 15A, 20A

### 15A & 20A Devices

Leviton offers a large selection of 15 and 20 Amp devices including residential, commercial and industrial grade receptacles, plugs and connectors; snap-in devices; as well as flanged inlets and outlets.

#### Sample 15A & 20A Devices



## Traditional Receptacles

Leviton's comprehensive line of traditional receptacles includes devices rated for all residential applications in a variety of standard configurations and colors.


### Features and Benefits

- TR symbol on residential receptacles assures they meet the latest NEC requirements for tamper-resistant receptacles
- Ultrasonic welding, heavy-duty construction offers long, trouble-free service life

#### 20 Amp

- Terminal Screw accepts up to #10 AWG copper

### T5320



**Color Choices** Residential straight blade devices are offered in a wide range of colors. To order colors, add suffix to Cat. No.



**15A, 20A | Traditional Receptacles**

**Residential Grade Receptacles**

**Features and Benefits**

**Quickwire Push-In and Side Wired Receptacles**

- Terminal screws accept up to #12 copper or copper-clad wire
- Quickwire push-in terminals accept #14 solid copper wire only
- Double-wipe power contacts for maximum conductivity and plug retention
- Thermoplastic construction
- Heavy-gauge, rust-resistant steel mounting strap
- Shallow design for maximum wiring room
- Break-off plaster ears for best flush alignment
- Captive mounting screws
- Break-off tabs allow easy two-circuit conversion
- Backed by a limited 10-year warranty

**Tamper-Resistant Receptacles**

- Shutter mechanism inside the receptacle blocks access to the contacts unless a two-prong plug is inserted, helping ensure hairpins, keys, etc., will be locked out
- TR symbol on residential receptacles assures they meet the 2008 NEC requirement
- Ultrasonic heavy-duty construction offers long, trouble-free service life

**20A**

- Terminal screw accepts up to #10 AWG copper

**Quickwire Push-in and Side Wired  **

Rating		15A-125V	20A-125V
NEMA			
		5-15R	5-20R
Description	Color	Cat. No.	Cat. No.
Duplex, Tamper-Resistant	White	T5320-W	—
	Ivory	T5320-I	—
	Light Almond	T5320-T	—
	Black	T5320-E	—
	Brown	T5320	—
Duplex, Tamper-Resistant, Self-Grounding*	White	T5320-SW	—
	Ivory	T5320-SI	—
	Light Almond	T5320-ST	—
Duplex, Tamper- and Weather-Resistant	White	W5320-TW	—
	Ivory	W5320-TI	—
	Gray	W5320-TG	—
Duplex	White	5320-W	—
	Ivory	5320-I	—
	Light Almond	5320-T	—
	Black	5320-E	—
	Brown	5320	—
Duplex, Self-Grounding*	White	5320-SW	—
	Ivory	5320-SI	—
	Light Almond	5320-ST	—
	Brown	5320-S	—
Duplex, 8-hole Quickwire with Ground Screw	White	5248-W	—
	Ivory	5248-I	—
	Brown	5248	—
Duplex Tamper-Resistant, Self-Grounding*, No Quickwire	White	—	T5820-W
	Ivory	—	T5820-I
	Light Almond	—	T5820-T
	Gray	—	T5820-GY
	Black	—	T5820-E
	Brown	—	T5820



T5320-W



W5320-TW



T5820-W

\*Self-Grounding when installed in a properly grounded metal wallbox.  
Note: Please consult factory for duplex receptacles, less plaster ears

## 15A, 20A | Traditional Receptacles | CO/ALR

### Side Wired

#### Rating 15A-125V

NEMA	
	5-15R

Description	Color	Cat. No.
-------------	-------	----------

Duplex, on 4" Cover	Brown	1228
Clock Hanger, Flush Mount with Square Recess with Ground Screw	White	688-W
	Ivory	688-I
	Light Almond	688-T
One-Gang Recessed Duplex Receptacle	White	689-W
	Ivory	689-I
	Black	689-E
	Light Almond	689-T
Two-Gang Recessed Duplex Receptacle w/Openings for 6 Quickport Modules	White	690-W
	Ivory	690-I
	Black	690-E
	Light Almond	690-T



688-W

#### Rating 15A-125V

NEMA	
	1-15R

Description	Color	Cat. No.
-------------	-------	----------

Duplex, Non-Grounded, Plastic Ears*	White	223-W
	Ivory	223-I
	Brown	223
Duplex, T-Slot, Non-Grounded (not UL listed; for replacement use only)*	Ivory	5000

CSA Certified except where indicated by \*



223-I

## CO/ALR

These receptacles are specifically designed to work with aluminum conductors and are identified by a CO/ALR stamped on the device. The terminal screws are plated with the element indium which forms a gas-sealed connection with the aluminum wire, eliminating problems caused by oxidation.

### Side Wired

#### Rating 15A-125V

NEMA	
	5-15R

Description	Color	Cat. No.
-------------	-------	----------

CO/ALR Duplex, UL Listed for direct connection to #12 or #10 AWG aluminum conductors	White	12650-W
	Ivory	12650-I

Note: CO/ALR devices are for connection to #12 or #10 AWG Aluminum Conductors



12650-W



#### Related Products

Leviton also offers superior quality recessed devices. See pages Q-32 to Q-33 in the Connected Home section for more information.



#### Wallplates

Find the right wallplate for any application. See section T for Wallplates & Weather-Resistant Covers.

**15A, 20A | Traditional Receptacles**

**Commercial Spec Grade Receptacles**

Leviton offers a large selection of 15 and 20 Amp commercial spec grade receptacles, including Decora® devices\* available in a wide variety of colors, wiring options and other features. Leviton's commercial receptacles are manufactured to withstand the demands of commercial and institutional applications. These commercial receptacles provide long-lasting service life and are a cost-saving alternative to the industrial devices.

**BR20-W**


Back-wiring clamps accept up to #10 solid or stranded copper wire

Face locked into base

Zinc die-cast bushing for additional assembly security

Base and face made of high impact thermoplastic

Convenient washer-type break-off plaster ears for best flush alignment



Self-grounding clip staked on; will never fall off

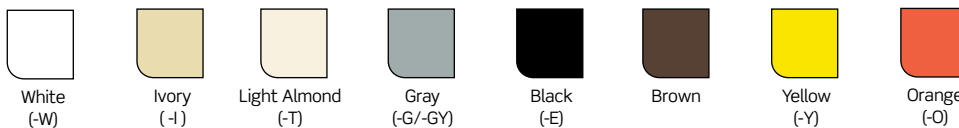
External clamp type, back wiring

Easily accessible break-off tabs when split feed wiring is required; allows easy two-circuit conversion

Exclusive triple combination screw heads accepts Phillips, Robertson, and Slotted screw drivers for fast installation; backed out and staked, accept #10 copper or copper-clad wire

Heavy duty wraparound mounting strap locked into body

**Color Choices** Commercial straight blade devices are offered in a wide range of colors. To order colors, add suffix to Cat. No.



**Features and Benefits**

- Manufactured to withstand the demands of commercial and institutional applications
- Heavy-duty brass power contacts for maximum conductivity and plug retention
- Shallow design for maximum wiring room in box
- UL Listed, CSA Certified and NOM Certified
- Meets NEMA WD-1 & 6, and ANSI standards
- Backed by a limited 10-year warranty

\*See page B-20 to B-25 for Decora® and Decora Plus™ devices

Back and Side Wired, Self-Grounding  					
Rating		15A-125V	15A-250V	20A-125V	20A-250V
NEMA					
		5-15R	6-15R	5-20R	6-20R
Description	Color	Cat. No.	Cat. No.	Cat. No.	Cat. No.
Duplex, Tamper-Resistant	White	TBR15-W	—	TBR20-W	—
	Ivory	TBR15-I	—	TBR20-I	—
	Light Almond	TBR15-T	—	TBR20-T	—
	Gray	TBR15-GY	—	TBR20-GY	—
	Black	TBR15-E	—	TBR20-E	—
	Brown	TBR15	—	TBR20	—
Duplex	White	BR15-W	—	BR20-W	—
	Ivory	BR15-I	—	BR20-I	5824-I
	Light Almond	BR15-T	—	BR20-T	—
	Gray	BR15-GY	—	BR20-GY	—
	Black	BR15-E	—	BR20-E	—
	Brown	BR15	—	BR20	5824
Duplex, Weather-Resistant	White	WBR15-W	—	WBR20-W	—
	Yellow	WBR15-Y	—	WBR20-Y	—
Single	White	—	—	5891-W	—
	Ivory	5088-I	5089-I	—	5823-I
	Brown	5088	—	5891	5823
Single, Tamper-Resistant	White	T5015-W	—	T5020-W	—
	Ivory	T5015-I	—	T5020-I	—
	Light Almond	T5015-T	—	T5020-T	—
	Gray	T5015-GY	—	—	—
	Black	T5015-E	—	—	—
	Brown	T5015	—	T5020	—



WBR20-Y






TBR20-W



T5020-W



5585

Back and Side Wired, AC Self-Grounding  		
Rating		15A-277V
NEMA		
		7-15R
Description	Color	Cat. No.
Duplex	Brown	5585

**15A, 20A | Traditional Receptacles**

**Commercial Spec Grade Receptacles**

**Side Wired, Self-Grounding**

Rating		15A-125V	15A-250V	20A-125V	20A-250V
NEMA					
		5-15R	6-15R	5-20R	6-20R
Description	Color	Cat. No.	Cat. No.	Cat. No.	Cat. No.
Duplex, Tamper-Resistant	White	TCR15-W	—	TCR20-W	—
	Ivory	TCR15-I	—	TCR20-I	—
	Light Almond	TCR15-T	—	TCR20-T	—
	Gray	TCR15-GY	—	TCR20-GY	—
	Black	TCR15-E	—	TCR20-E	—
	Brown	TCR15	—	TCR20	—
Duplex, Tamper and Weather-Resistant	White	TWR15-W	—	TWR20-W	—
	Gray	TWR15-GY	—	TWR20-GY	—
	Yellow	—	—	TWR20-Y	—
Duplex	White	CR15-W	—	CR20-W	5822-W
	Ivory	CR15-I	5028-I	CR20-I	5822-I
	Light Almond	CR15-T	—	CR20-T	—
	Gray	CR15-GY	—	CR20-GY	—
	Black	CR15-E	—	CR20-E	—
	Brown	CR15	5028	CR20	5822
	Orange	—	—	CR20-O	—
Duplex, Smooth Face	White	CR015-W	—	CR020-W	—
	Ivory	CR015-I	—	CR020-I	—
	Gray	CR015-GY	—	CR020-GY	—
	Black	CR015-E	—	CR020-E	—
	Brown	CR015	—	CR020	—
Duplex, on 4" Cover*	Brown	5042	—	—	—
Duplex, with Pigtail Leads*	White	5040-W	—	5340-W	—
	Ivory	5040-I	—	5340-I	—
	Gray	—	—	5340-GY	—
	Brown	—	—	5340	—
Duplex, with 6" wire leads, no ground lead and self-grounding clip	White	5040-CW	—	5340-CW	—
	Ivory	5040-CI	—	5340-CI	—
	Gray	5040-CGY	—	5340-CGY	—
Single	White	5015-W	5029-W	5801-W	5821-W
	Ivory	5015-I	5029-I	5801-I	5821-I
	Light Almond	5015-T	—	5801-T	5821-T
	Brown	5015	5029	5801	5821
Single, on 4" Cover	Brown	5059	—	—	—
Single, short strap, 8-32 tapped mounting holes on 1 3/4" centers	Black	5258-SS	5658-SS	5558-SS	5458-SS



TCR20-GY



CR20-GY



5040-CI



5658-SS

CSA certified except where indicated by \*



**Wallplates**


Find the right wallplate for any application. See section T for Wallplates & Weather-Resistant Covers.



### Extra Heavy-Duty Industrial Grade Receptacles

Leviton's Extra Heavy-Duty Industrial Grade Series receptacles withstand the rigors of the harshest environments, such as those found in factories, schools, and municipal buildings. These specification grade devices are the best choice where durability, safety and reliability are of utmost importance.

#### 5362-W



Brass self-grounding clip staked on, will never fall off

Back and side wired ground terminal for quick and easy ground wire installation

Face and body lock together with exclusive latch construction to provide strength and durability

Back and side wiring; accept #10 to #14 copper or copper-clad wire

Combination triple-drive Brass #10-32 screws (Standard, Phillips, Robertson) for fast installation

Thick-walled, impact-resistant nylon cover and body withstands abuse

One-piece brass mounting strap with integral ground contacts for superior ground path (on select models)

**Color Choices** Industrial straight blade devices are offered in a wide range of colors. To order colors, add suffix to Cat. No.

White (-W)	Ivory (-I)	Light Almond (-T)	Gray (-G/-GY)	Black (-E)	Brown	Red (-R)	Yellow (-Y)	Blue (-B)	Orange (-O)

### Features and Benefits

- Thick-walled, impact-resistant nylon cover and body lock together with an exclusive four-corner latch mechanism, ensuring device maintains integrity even with heavy use
- One-piece brass strap with integral ground contacts provides a “clean” and safe ground path
- Heavy duty triple-wipe “T” contacts provide superior conductivity and service life
- Meets NEMA WD-1 & 6, and ANSI standards
- Fed Spec, UL listed, CSA and NOM certified
- Backed by a limited 10-year warranty

\*See page B-20 to B-25 for Decora® and Decora Plus™ devices

## 15A, 20A | Traditional Receptacles

### Industrial Spec Grade, Back and Side Wired/Wire Lead Receptacles

#### Features and Benefits

- Impact-resistant thermoplastic nylon cover and body
- Smooth face does not collect dirt
- Four corner latches securely fasten face
- Large, triple-wipe, brass “T” contacts for superior contact and conductivity
- Back and side-wiring options
- Brass terminal screws to reduce conductor oxidation
- Break-off tabs for easy two-circuit conversion
- Apron barrier to prevent accidental contact between terminal screw heads and metal box
- Exclusive V-shaped, serrated back-wiring clamps for superior contact and conductivity
- Wire lead receptacles for fast and easy installation
- Backed by a limited 10-year warranty

#### Back and Side Wired, Self-Grounding FED SPEC

Rating		15A-125V	15A-250V	20A-125V	20A-250V
NEMA					
		5-15R	6-15R	5-20R	6-20R
Description	Color	Cat. No.	Cat. No.	Cat. No.	Cat. No.
Extra Heavy-Duty, Duplex, Brass Strap with Integral Ground Contacts	White	5262-W	—	5362-W	—
	Ivory	5262-I	5662-I	5362-I	5462-I
	Gray	5262-GY	—	5362-GY	5462-GY
	Black	5262-E	—	5362-E	—
	Brown	5262	5662	5362	5462
	Red	5262-R	—	5362-R	—
	Blue	—	—	5362-BU	—
Extra Heavy-Duty, Tamper-Resistant, Duplex, Brass Strap	White	5262-SGW	—	5362-SGW	—
	Ivory	5262-SGI	—	5362-SGI	—
	Light Almond	5262-SGT	—	5362-SGT	—
	Gray	5262-SGG	—	5362-SGG	—
	Black	5262-SGE	—	5362-SGE	—
	Brown	5262-SG	—	5362-SG	—
	Red	5262-SGR	—	5362-SGR	—
Heavy-Duty, Single	White	5261-W	—	5361-W	5461-W
	Ivory	5261-I	5661-I	5361-I	5461-I
	Light Almond	—	—	5361-T	5461-T
	Gray	5261-GY	—	5361-GY	5461-GY
	Black	—	5661-E	5361-E	—
	Brown	5261	5661	5361	5461
	Red	5261-R	—	5361-R	5461-R
Heavy-Duty, Single, Isolated Ground	Orange	—	5661-IG	—	5461-IG
Heavy-Duty, Duplex	White	5252-W	—	5352-W	—
	Ivory	5252-I	—	5352-I	—
	Light Almond	5252-T	—	5352-T	—
	Gray	5252-GY	—	5352-GY	—
	Black	5252-E	—	5352-E	—
	Brown	5252	—	5352	—
	Red	5252-R	—	5352-R	—
	Blue	5252-BU	—	5352-BU	—
Heavy-Duty Wide Body, Duplex, Corrosion-Resistant	Yellow	52CM-62	—	53CM-62	—
Single, Clock Hanger	Stainless Steel	5261-CH	—	5361-CH	—
Heavy-Duty Narrow Body Spec Grade, Duplex	White	5262-SW	—	5362-SW	—
	Ivory	5262-SI	—	5362-SI	—
	Light Almond	5262-ST	—	5362-ST	—
	Gray	5262-GYS	—	5362-GYS	—



5262-W



52CM-62



5362-SW

Continued on next page

Continued from previous page

Back and Side Wired, Self-Grounding   FED SPEC					
Rating		15A-125V	15A-250V	20A-125V	20A-250V
NEMA					
		5-15R	6-15R	5-20R	6-20R
Description	Color	Cat. No.	Cat. No.	Cat. No.	Cat. No.
Heavy-Duty Narrow Body Spec Grade, Duplex	Black	5262-SE	—	5362-SE	—
	Brown	5262-S	—	5362-S	—
	Red	5262-SR	—	5362-SR	—
	Blue	5262-SBU	—	5362-SBU	—
	Orange	—	—	5362-SO	—
	Green	—	—	5362-GNS	—
Heavy-Duty Spec Grade, Duplex, with 6" wire leads	White	5262-LW	—	5362-LW	—
	Ivory	5262-LI	—	5362-LI	—
	Light Almond	—	—	5362-LT	—
	Gray	5262-LGY	—	5362-LGY	—
	Black	5262-LE	—	5362-LE	—
	Brown	5262-LO	—	5362-LO	—
	Red	5262-LR	—	5362-LR	—



Back and Side Wired, Isolated Ground   FED SPEC					
Description	Color	Cat. No.	Cat. No.	Cat. No.	Cat. No.
Heavy-Duty Spec Grade, Duplex	White	5262-IGW	—	5362-IGW	—
	Ivory	5262-IGI	—	5362-IGI	—
	Light Almond	—	—	5362-IGT	—
	Gray	5262-IGG	—	5362-IGG	—
	Black	5262-IGE	—	5362-IGE	—
	Brown	5262-IGB	—	5362-IGB	—
	Red	5262-IGR	—	5362-IGR	—
	Blue	—	—	5362-BIG	—
	Orange	5262-IG	—	5362-IG	5462-IG
	Heavy-Duty Spec Grade, Single	Orange	5261-IG	—	5361-IG

Side Wired   FED SPEC					
Description	Color	Cat. No.	Cat. No.	Cat. No.	Cat. No.
Heavy-Duty Spec Grade, Duplex	White	5242-W	—	5342-W	—
	Ivory	5242-I	—	5342-I	—
	Gray	5242-GY	—	5342-GY	—
	Black	—	—	5342-E	—
	Brown	5242	—	5342	—
	Red	5242-R	—	5342-R	—
	Blue	—	—	5342-BU	—
	Heavy-Duty Spec Grade, Single	White	—	5651-W	—
Ivory		5251-I	5651-I	5351-I	—
Brown		5251	5651	5351	—

4-Pole, 4-Wire, Non-Grounding   FED SPEC					
Rating	20A-120/208V 3ØY				
NEMA					
			18-20R	18-20P	
Description	Wallplate Information	Cat. No.	Cat. No.	Cat. No.	Cat. No.
Flush Mount Power Receptacle	Fits any standard single gang receptacle plate with 1.41" diameter center hole	7250-FR	—	—	—
Straight Plug	—	—	—	7251-C	—



15A, 20A | Traditional Receptacles

**Controlled Receptacle Marking** [To comply with 2014 NEC Article 406.3(E)]

To meet the requirements for identifying receptacles that will be automatically de-energized as part of an overall plug load control program, the 2014 National Electrical Code requires all 15A & 20A, 125V receptacles that are automatically controlled to be marked with a specific symbol ☼.


**Leviton Offers Two Solutions to Help Comply With the New Marking Regulations:**

**Wallplate Decals**

For the most economical retrofit application, these decals allow you to mark existing receptacle wallplates with the required symbol, and the word "CONTROLLED" (optional) for easy identification. Decals use a UL approved material for marking and labeling. 70 decals of each/pk.

**Imprinted Receptacles**

For new construction and renovation applications, custom imprinting directly on the receptacle is available for our most popular specification grade receptacles, both standard tamper-resistant and Decora® platforms.



Back and Side Wired, Self-Grounding			
Rating		15A-125V	20A-125V
NEMA			
		5-15R	5-20R
Description	Color	Cat. No.	Cat. No.
Extra Heavy-Duty	White	5262-1PW	5362-1PW
Spec Grade,	Ivory	5262-1PI	5362-1PI
Tamper-Resistant,	Light Almond	5262-1PT	5362-1PT
Hot Terminal Split	Gray	5262-1PG	5362-1PG
w/1 Plug Controlled*	Black	5262-1PE	5362-1PE
Markings, Duplex,	Brown	5262-1P	5362-1P
Brass Strap	Red	5262-1PR	5362-1PR
	Blue	5262-1PB	5362-1PB
Extra Heavy-Duty	White	5262-2PW	5362-2PW
Spec Grade,	Ivory	5262-2PI	5362-2PI
Tamper-Resistant,	Light Almond	5262-2PT	5362-2PT
2 Plugs Controlled**	Gray	5262-2PG	5362-2PG
Markings, Duplex,	Black	5262-2PE	5362-2PE
Brass Strap	Brown	5262-2P	5362-2P
	Red	5262-2PR	5362-2PR
	Blue	5262-2PB	5362-2PB

Back and Side Wired, Self-Grounding			
Rating		15A-125V	20A-125V
NEMA			
		5-15R	5-20R
Description	Color	Cat. No.	Cat. No.
Heavy-Duty	White	5262-S1W	5362-S1W
Spec Grade,	Ivory	5262-S1I	5362-S1I
Non-Tamper-	Light Almond	5262-S1T	5362-S1T
Resistant, Hot	Gray	5262-S1G	5362-S1G
Terminal Split	Black	5262-S1E	5362-S1E
w/1 Plug Controlled*	Brown	5262-S1	5362-S1P
Markings, Duplex,	Red	5262-S1R	5362-S1R
Steel Strap	Blue	5262-S1B	5362-S1B
	Green	—	5362-S1N
Heavy-Duty	White	5262-S2W	5362-S2W
Spec Grade,	Ivory	5262-S2I	5362-S2I
Non-Tamper-	Light Almond	5262-S2T	5362-S2T
Resistant, 2 Plugs	Gray	5262-S2G	5362-S2G
Controlled**	Black	5262-S2E	5362-S2E
Markings, Duplex,	Brown	5262-S2	5362-S2
Steel Strap	Red	5262-S2R	5362-S2R
	Blue	5262-S2B	5362-S2B
	Green	—	5362-S2N

Side Wire Only			
Rating		15A-125V	20A-125V
NEMA			
		5-15R	5-20R
Description	Color	Cat. No.	Cat. No.
Spec Grade, Duplex, Non-Tamper-Resistant, 1 Plug Controlled* Markings, Duplex, Steel Strap, Flat Face	White	CR015-1PW	CR020-1PW
	Ivory	CR015-1PI	CR020-1PI
	Light Almond	CR015-1PT	CR020-1PT
Extra Heavy-Duty, Tamper-Resistant, 2 Plugs Controlled** Markings, Duplex, Steel Strap	White	CR015-2PW	CR020-2PW
	Ivory	CR015-2PI	CR020-2PI
	Light Almond	CR015-2PT	CR020-2PT

\* 1 Controlled = split-circuit - break-off tab removed on 'hot' terminal; control marking on 1 outlet.  
 \*\* 2 Controlled = no break-off tabs removed; control marking for both outlets

### Industrial Grade, Extra Heavy-Duty Four-In-One Receptacles

#### Features and Benefits

- Terminal wiring screws fit inside a standard single gang wallbox; adapter plate not required (optional)
- Impact resistant nylon cover and base for strength and resistance to chemicals and corrosives
- Easy-to-read voltage and amperage rating molded onto smooth face; easy to clean surface
- Extra Heavy-Duty, T-type triple-wipe bronze contacts for maximum performance
- Ground holes configured up or down to be outside the device, accommodating up to 4 Fed Spec size straight or angle plugs
- #8 terminal screws accept up to #12 solid or stranded copper wire
- Termination anchor holes for easy conductor wiring
- Exclusive shield-wall design protects ground connection from contact with live circuit conductors
- “A” and “B” molded on face and back for easy identification of receptacle pairs for split-circuit conversion (Note: Split circuit not available on surge models)
- Convenient built-in strip gauge
- Backed by a limited 10-year warranty

2-Pole, 3-Wire Grounding			
Rating	15A-125V		20A-125V
NEMA			
	5-15R		5-20R
Description	Color	Cat. No.	Cat. No.
Four-In-One	White	1254-W	21254-W
	Ivory	1254-I	21254-I
	Gray	1254-GY	21254-GY
	Black	1254-E	21254-E
	Brown	1254	21254
	Red	1254-R	21254-R
	Yellow	—	21254-Y



1254-GY

Note: Four-In-One Portable Boxes 4254 and Four-In-One Adapter Plates 3254 (not UL Listed), can be found on page **B-17**.  
UL Listing does not apply when Four-In-One Receptacles are used with portable boxes for extension cord applications

#### Four-In-One Receptacle Wallbox Mounting

Mounts Directly			Mounts with Adapter Plate	
Single-Gang	4" Octagonal	4" Square	2-Gang	4 <sup>11</sup> / <sub>16</sub> " Square



#### Related Products

Leviton also offers superior quality recessed devices. See pages Q-32 to Q-33 in the Connected Home section for more information.

**15A, 20A | Traditional Receptacles | Hospital Grade**


**Extra Heavy-Duty Hospital Grade Receptacles**

Leviton Extra Heavy-Duty Hospital Grade Receptacles meet or exceed the performance requirements for the coveted UL Hospital Grade listing. They are offered in standard, tamper-resistant, power indication, illuminated and isolated ground versions of Leviton's conventional and Decora Plus™ duplex configurations. Leviton also offers a version specifically designed for use in MRI and other applications exposed to high magnetic fields.

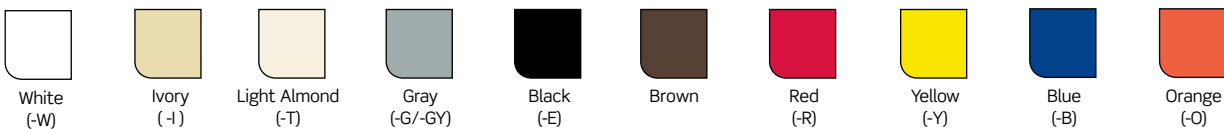
**Features and Benefits**

- Exclusive V-shaped, serrated back-wiring clamps for superior contact and conductivity
- Back and side wiring options accept #14-#10 AWG stranded or solid wire
- UL 498 listed (HG), CSA and NOM certified
- Meets NEMA WD-1 and 6 and ANSI standards Fed Spec
- Backed by a limited 10-year warranty

**8300-SGW**



**Color Choices** Hospital straight blade devices are offered in a wide range of colors. To order colors, add suffix to Cat. No.



**Related Products**

Leviton also offers Decora Plus™ and Lev-Lok® Decora Plus™ Hospital Grade devices. **For more information see the Hospital Grade Devices section, page I-6 for Decora Plus™ and page I-16 for Lev-Lok® Decora Plus™.**

## Extra Heavy-Duty Hospital Grade Receptacles

### Features and Benefits

- Impact-resistant thermoplastic nylon cover and body
- Smooth face does not collect dirt
- Four corner latches securely fasten face
- Extra Heavy-Duty triple-wipe, brass “T” contacts for superior contact and conductivity
- High-performance brass #10-32 terminal screws to reduce conductor oxidation
- Back and side-wire ground termination brass strap version
- Back and side-wiring options
- Break-off tabs for easy two-circuit conversion
- Apron barrier to prevent accidental contact between terminal screw heads and metal box
- Exclusive V-shaped, serrated back-wiring clamps for superior contact
- Power Indication™ provides permanent “green dot” lens with 100,000 hour LED status indicator
- Wire lead receptacles for fast and easy installation
- Backed by a limited 10-year warranty

Back and Side Wired/Wire Lead					
Rating		15A-125V	15A-250V	20A-125V	20A-250V
NEMA					
		5-15R	6-15R	5-20R	6-20R
Description	Color	Cat. No.	Cat. No.	Cat. No.	Cat. No.
Duplex, Tamper-Resistant, Nickel Plated Brass Strap with Integral Ground Contacts	White	8200-SGW	—	8300-SGW	—
	Ivory	8200-SGI	—	8300-SGI	—
	Light Almond	—	—	8300-SGT	—
	Gray	8200-SGG	—	8300-SGG	—
	Red	8200-SGR	—	8300-SGR	—
	Brown	8200-SG	—	8300-SG	—
Duplex, Nickel Plated Brass Strap with Integral Ground Contacts	White	8200-W	—	8300-W	8400-W
	Ivory	8200-I	8600-I	8300-I	8400-I
	Light Almond	8200-T	—	8300-T	—
	Gray	8200-GY	—	8300-GY	8400-GY
	Black	—	—	8300-E	—
	Red	8200-R	—	8300-R	8400-R
	Brown	8200	8600	8300	8400
Single, Nickel Plated Brass Strap with Integral Ground Contacts	White	8210-W	—	8310-W	—
	Ivory	8210-I	—	8310-I	—
	Gray	—	—	8310-GY	—
	Red	8210-R	—	8310-R	—
	Brown	8210	—	8310	—
Duplex, Power Indication™, Nickel Plated Brass Strap with Integral Ground Contacts	White	8200-PLW	—	8300-PLW	—
	Ivory	8200-PLI	—	8300-PLI	—
	Red	8200-PLR	—	8300-PLR	—
	Orange	—	—	8300-PLO	—
	Gray	—	—	8300-PLG	—
	Brown	—	—	8300-PL	—
Wide Body Duplex, MRI Receptacle, Nickel Plated Brass Strap with Integral Ground Contacts	White	MRI82-W	—	MRI83-W	—
	Ivory	MRI82-I	—	MRI83-I	—
	Light Almond	MRI82-T	—	MRI83-T	—
	Gray	MRI82-GY	—	MRI83-GY	—
	Red	MRI82-R	—	MRI83-R	—



Note: Single, Slim Design, Illuminated, Power Indication™ and Tamper-Resistant Receptacles meet specifications for UL Hospital Grade listing but have a different construction and design from standard Hospital Grade Duplex Receptacles listed above. There are dimensional differences between 8200-SG and 8300-SG devices. 8200-SG contains a nickel-plated steel yoke with riveted ground contacts. 8300-SG contains a one-piece, nickel-plated brass yoke

# Straight Blade Devices

INDUSTRIAL



## 15A, 20A | Traditional Receptacles | Hospital Grade

Straight Blade Devices





Heavy-Duty Back and Side Wired/Wire Lead  			
Rating		15A-125V	20A-125V
NEMA			
		5-15R	5-20R
Description	Color	Cat. No.	Cat. No.
Duplex, Slim Design	White	8200-HW	8300-HW
	Ivory	8200-HI	8300-HI
	Light Almond	8200-HT	8300-HT
	Gray	8200-HGY	8300-HGY
	Red	8200-HR	8300-HR
	Blue	8200-HBU	8300-HBU
	Brown	8200-H	8300-H
Duplex, Illuminated	White	8200-HLW	8300-HLW
	Ivory	8200-HLI	8300-HLI
	Red	8200-HLR	8300-HLR
Duplex, with 6" Wire Leads	White	8200-LW	8300-LW
	Ivory	8200-LI	8300-LI
	Gray	8200-LGY	8300-LGY
	Black	—	8300-LE
	Red	8200-LR	8300-LR
	Brown	8200-L	8300-L
Duplex, with 6" Wire Leads, no ground lead and self ground clip	White	8200-CW	8300-CW
	Ivory	8200-CI	8300-CI
	Gray	8200-CGY	8300-CGY



8300-HLW



8200-IG

Heavy-Duty Isolated Ground  			
Rating		15A-125V	20A-125V
NEMA			
		5-15R	5-20R
Description	Color	Cat. No.	Cat. No.
Duplex	White	8200-IGW	8300-IGW
	Ivory	8200-IGI	8300-IGI
	Gray	8200-IGG	8300-IGG
	Red	8200-IGR	8300-IGR
	Brown	8200-IGB	8300-IGB
	Orange	8200-IG	8300-OIG
Duplex, with 6" Ground Wire Leads	Orange	8200-LIG	8300-LIG
Single, with 6" Ground Wire Leads	Orange	8210-IG	8310-OIG



8210-IG



### Related Products

For more information on our full line of Hospital grade devices see section I, Hospital Grade Devices.



## Hospital Grade, Extra Heavy-Duty Four-In-One

### Features and Benefits

- Terminal wiring screws fit inside a standard single gang wallbox; adapter plate not required (optional)
- Impact resistant nylon cover and base for strength and resistance to chemicals and corrosives
- Easy-to-read voltage and amperage rating molded onto face
- Extra heavy-duty, T-type triple-wipe bronze contacts for maximum performance
- Ground holes configured up or down to be outside the device, accommodating up to 4 Fed Spec size straight or angled plugs
- #8 terminal screws accept up to #12 solid or stranded copper wire
- Termination anchor holes for easy conductor wiring
- Exclusive shield-wall design protects ground connection from contact with live circuit conductors
- “A” and “B” molded on face and back for easy identification of receptacle pairs for split-circuit conversion  
(Note: Split circuit not available on surge models)
- Convenient built-in strip-gauge
- Backed by a limited 10-year warranty

### 2-Pole, 3-Wire Grounding

Rating		15A-125V	20A-125V
NEMA			
		5-15R	5-20R
Description	Color	Cat. No.	Cat. No.
Four-In-One	White	1254-HW	21254-HW
	Ivory	1254-HI	21254-HI
	Gray	—	21254-HGY
	Brown	1254-H	21254-H
	Red	1254-HR	21254-HR
Four-In-One Isolated Ground	White	—	21254-IGW
	Ivory	—	21254-IGI
	Orange	1254-IG	21254-IG
Four-In-One Adapter Plates	White	3254-W	—
	Ivory	3254-I	—
	Gray	3254-GY	—
	Black	3254-E	—
	Red	3254-R	—
	Brown	3254	—
	Blue	3254-BLU	—
	Orange	3254-OR	—
Four-In-One Portable Boxes	Ivory	4254-I	—
	Gray	4254-GY	—
	Black	4254-E	—
	Orange	4254-OR	—
	Yellow	4254-Y	—



1254-HW



4254-Y

Portable boxes are not UL Listed. UL Listing does not apply when Four-In-One receptacles are used with portable boxes for extension cord applications

### Four-In-One Receptacle Wallbox Mounting

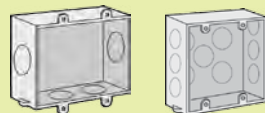
#### Mounts Directly

Single-Gang 4" Octagonal 4" Square



#### Mounts with Adapter Plate

2-Gang 4<sup>11</sup>/<sub>16</sub>" Square



#### Related Products



Leviton also offers superior quality recessed devices. See pages Q-32 to Q-33 in the Connected Home section for more information.

## Floor Box Assembly

### Features and Benefits

- Complies with NEC 314.27(B)
- All-in-one, ready-to-wire unit provides quick, easy installation
- Plate gasket and O-ring combine to seal out moisture and contaminants
- Thick brass plate and screw cap resist abuse and prevent contaminants from entering device
- Durable thermoplastic receptacle face and body resist breakage
- Brass screw cap threaded to fit flush to plate
- Backed by a limited 10-year warranty

### Floor Box Assemblies

Rating	15A-125V	20A-125V	
NEMA	 5-15R	 5-20R	
Description	Color	Cat. No.	Cat. No.
Duplex, Tamper-Resistant	Brushed Brass Nickel Finish	25249-TFB 25249-TFN	— —
Duplex	Brushed Brass Nickel Finish	25249-FBA 25249-SBA	25349-FBA —
Single	Brushed Brass	5249-FBA	5349-FBA
Single Display Receptacle with Solid Brass Plate	Brushed Brass	5250	—
Floorbox Replacement Screw Cap with O-Ring — Single	Brushed Brass	5249-CAP	—
Floorbox Replacement Screw Cap with O-Ring — Duplex	Brushed Brass	25249-CAP	—



5249-FBA









41650-F

### QuickPort® Snap-In Jacks and Modules with Brass Floorplate





Description	Color	Cat. No.
Floor Jack Housing with Brass Plate and 6-Conductor Jack, 1 blank	Brass	41650-6
Floor Jack Housing with Brass Plate and Coaxial F-Connector, 1 blank	Brass	41650-F
Floor Jack Housing with Brass Plate and two 6-Conductor Jacks	Brass	41652-6
Floor Jack Housing with Brass Plate and Coaxial F-Connector, 6-Conductor Jack	Brass	41652-6F
Floor Jack Housing only, 1 blank filler provided	Brass	41652

## Dual Voltage

Commercial Grade, Dual Voltage Side Wired, Self-Grounding  			
Rating	15A-125V/15A-250V		20A-125V/20A-250V
NEMA			 
	5-15R	6-15R	5-20R 6-20R
Description	Color	Cat. No.	Cat. No.
Duplex	White	5031-W	—
	Ivory	5031-I	5842-I
	Brown	5031	5842







5031-W

Decora® Commercial Grade, Dual Voltage Heavy-Duty Back and Side Wired, Self-Grounding  			
Rating	15A-125V/15A-250V		
NEMA			
	5-15R	6-15R	
Description	Color	Cat. No.	
Duplex, Dual Voltage	White	16292-W	
	Ivory	16292-I	







5292-I

Industrial, Dual Voltage Extra Heavy-Duty Back and Side Wired  			
Rating	15A-125V/15A-250V		
NEMA			
	5-15R	6-15R	
Description	Color	Cat. No.	
Heavy-Duty Spec Grade, Duplex	Ivory	5292-I	
	Brown	5292	



5844-I

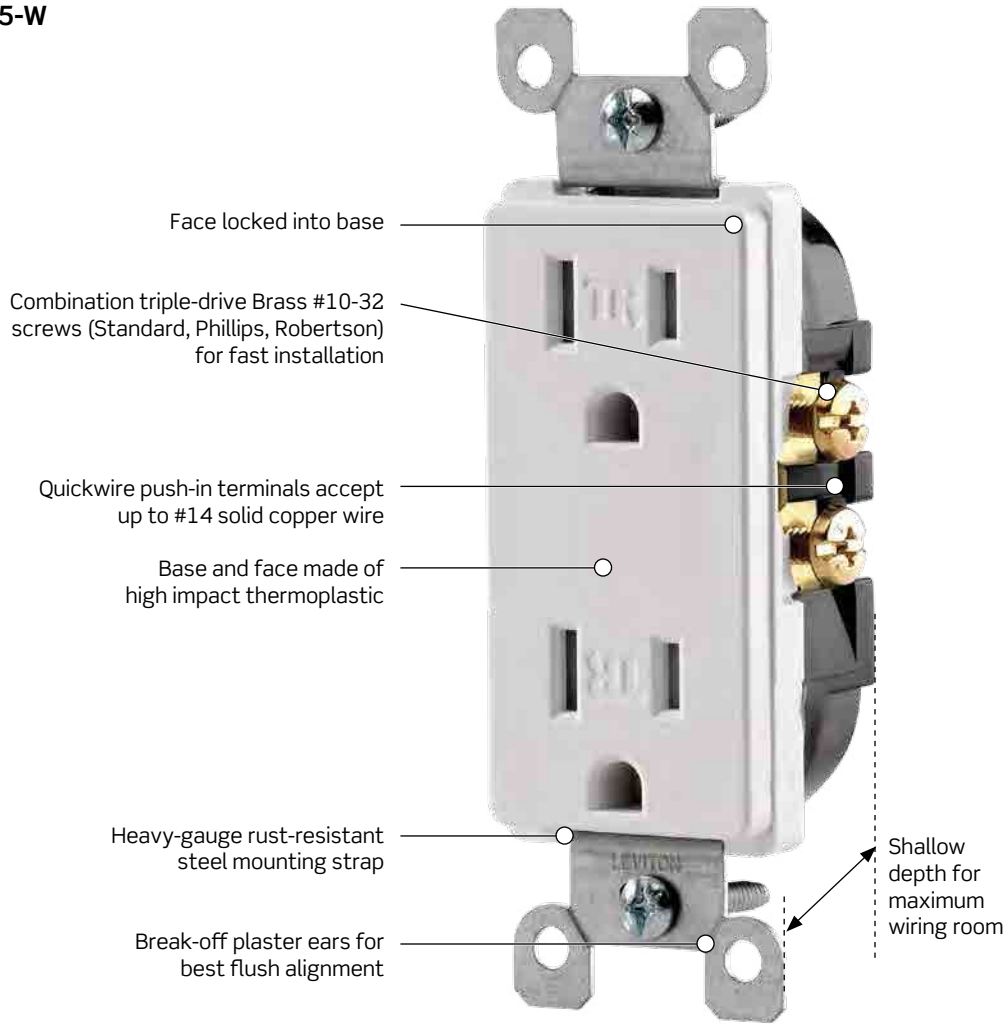
Commercial Grade, Dual Voltage Back and Side Wired, Self-Grounding  			
Rating	20A-125V/20A-250V		
NEMA			
	5-20R	6-20R	
Description	Color	Cat. No.	
Duplex	Ivory	5844-I	
	Brown	5844	

15A, 20A | Decora® Receptacles

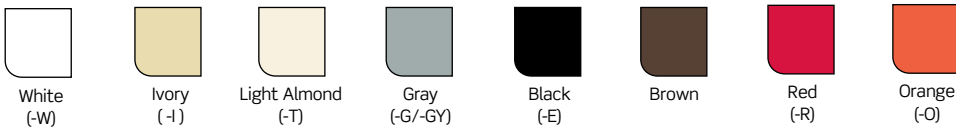
Decora® Receptacles

Leviton's comprehensive Decora® receptacle portfolio includes devices rated for all types of applications in a variety of standard configurations and colors.

T5325-W



**Color Choices** Decora® straight blade devices are offered in a wide range of colors. To order colors, add suffix to Cat. No.



### Residential Grade Decora® Receptacles

#### Features and Benefits

##### Decora® Quickwire and Side Wired Receptacles

- Terminal screws accept up to #12 AWG copper or copper-clad wire
- Quickwire push-in terminals accept #14 AWG solid copper wire only
- Double-wipe power contacts for reliable conductivity and plug retention
- Heavy-gauge zinc-plated steel mounting strap
- Limited 2-year warranty

##### Tamper-Resistant Receptacles

- Shutter mechanism inside the receptacle blocks access to the contacts unless a two-prong plug is inserted, helping ensure hairpins, keys, etc., will be locked out
- TR symbol on residential receptacles assures they meet the 2008 NEC requirement
- Ultrasonic welding, heavy-duty construction offers long, trouble-free service life

##### 20A

- Terminal screw accepts up to #10 AWG Copper

#### Quickwire and Side Wired

Rating	15A-125V	20A-125V	
NEMA			
	5-15R	5-20R	
Description	Color	Cat. No.	Cat. No.
Duplex, Tamper-Resistant	White	T5325-W	—
	Ivory	T5325-I	—
	Light Almond	T5325-T	—
	Gray	T5325-GY	—
	Black	T5325-E	—
	Brown	T5325	—
Duplex, Tamper-Resistant, Self-Grounding*	White	T5325-SW	—
	Ivory	T5325-SI	—
	Light Almond	T5325-ST	—
Duplex	White	5325-W	—
	Ivory	5325-I	—
	Light Almond	5325-T	—
	Gray	5325-GY	—
	Black	5325-E	—
	Brown	5325	—
Duplex, Self-Grounding*	White	5325-SW	—
	Ivory	5325-SI	—
	Light Almond	5325-ST	—
	Black	5325-SE	—
	Brown	5325-S	—
	Duplex, 8-hole Quickwire	White	5328-W
Duplex Tamper-Resistant, Self-Grounding*, No Quickwire	White	5825-W	T5825-W
	Ivory	5825-I	T5825-I
	Light Almond	—	T5825-T
	Gray	—	T5825-GY
	Black	5825-E	T5825-E
	Brown	—	T5825



T5325-W



5325-W




T5825-W

\*Self-grounding when installed in a properly grounded metal wallbox

**15A, 20A** | Decora® Receptacles

**Commercial Grade Decora® Receptacles**

**Controlled Receptacle Marking** {To comply with 2014 NEC Article 406.3(E)}

To meet the requirements for identifying receptacles that will be automatically de-energized as part of an overall plug load control program, the 2014 National Electrical Code requires all 15A & 20A, 125V receptacles that are automatically controlled to be marked with a specific symbol .


Leviton offers two solutions to help comply with the new marking regulations:

**Wallplate Decals**

For the most economical retrofit application, these decals allow you to mark existing receptacle wallplates with the required symbol, and the word "CONTROLLED" (optional) for easy identification. Decals use a UL approved material for marking and labeling. 70 decals of each/pk.

**Imprinted Receptacles**

For new construction and renovation applications, custom imprinting directly on the receptacle is available for our most popular specification grade receptacles, both standard tamper-resistant and Decora® platforms.



**Back and Side Wired, Self-Grounding   FED SPEC**

Rating	15A-125V		20A-125V	
NEMA				
	5-15R		5-20R	
Description	Color	Cat. No.	Cat. No.	
Duplex, 2 Plug	White	16252-1PW	16352-1PW	 16352-1PR
Controlled Markings	Ivory	16252-1PI	16352-1PI	
	Light Almond	16252-1PT	16352-1PT	
	Gray	16252-1PG	16352-1PG	
	Black	16252-1PE	16352-1PE	
	Brown	16252-1P	16352-1P	
	Red	16252-1PR	16352-1PR	
	Blue	16252-1PB	16352-1PB	
Duplex, Hot Terminal Split w/ 1 Plug	White	16252-2PW	16352-2PW	
Controlled Markings	Ivory	16252-2PI	16352-2PI	
	Light Almond	16252-2PT	16352-2PT	
	Gray	16252-2PG	16352-2PG	
	Black	16252-2PE	16352-2PE	
	Brown	16252-2P	16352-2P	
	Red	16252-2PR	16352-2PR	
	Blue	16252-2PB	16352-2PB	



**Wallplates**

Find the right wallplate for any application. See section T for Wallplates & Weather-Resistant Covers.

### Commercial Grade Decora Plus™ Receptacles

#### Features and Benefits

- Back wire and side wire terminal options
- Heavy-gauge locked-in wraparound strap
- Back wire terminals accept up to #10 AWG copper or copper-clad wire, solid or stranded
- Brass staked on self-grounding clip
- Heavy-duty triple-wide brass contacts for long service life
- Impact-resistant thermoplastic construction
- Limited 10-year warranty

#### Heavy-Duty Back and Side Wired, Self-Grounding

Rating		15A-125V	15A-250V	20A-125V	20A-250V
NEMA					
		5-15R	6-15R	5-20R	6-20R
Description	Color	Cat. No.	Cat. No.	Cat. No.	Cat. No.
Duplex, Tamper-Resistant	White	TDR15-W	—	TDR20-W	—
	Ivory	TDR15-I	—	TDR20-I	—
	Light Almond	—	—	TDR20-T	—
	Gray	TDR15-GY	—	TDR20-GY	—
	Black	TDR15-E	—	TDR20-E	—
	Red	TDR15-R	—	—	—
	Blue	TDR15-BU	—	—	—
Duplex	White	16252-W	—	16352-W	—
	Ivory	16252-I	—	16352-I	—
	Light Almond	16252-T	—	16352-T	—
	Gray	16252-GY	—	16352-GY	—
	Black	16252-E	—	16352-E	—
	Blue	—	—	16352-BU	—
	Brown	16252	—	—	—
Single	White	16251-W	16651-W	16351-W	16451-W
	Ivory	16251-I	16651-I	16351-I	16451-I
	Brown	16251	—	16351	—



TDR15-I



16251



DR15S-GW

#### Side Wired, Self-Grounding

Description	Color	Cat. No.	Cat. No.	Cat. No.	Cat. No.
Duplex Tamper-Resistant	White	DR15S-GW	—	—	—
	Ivory	DR15S-GI	—	—	—
	Lt. Almond	DR15S-GT	—	—	—
	Gray	DR15S-GGY	—	—	—
	Black	DR15S-GE	—	—	—
	Brown	DR15S-G	—	—	—
Duplex	White	16242-W	—	16342-W	—
	Ivory	16242-I	—	16342-I	—
	Gray	—	—	16342-GY	—
	Black	16242-E	—	16342-E	—
	Brown	16242	—	16342	—
Single	White	16241-W	16641-W	16341-W	16441-W
	Ivory	16241-I	16641-I	16341-I	16441-I
	Lt. Almond	—	—	16341-T	16441-T
	Gray	—	—	16341-GY	—
	Black	—	—	16341-E	—
	Brown	—	—	16341	—

**15A, 20A | Decora Plus™ Receptacles**

**Industrial Grade Decora Plus™ Heavy-Duty Receptacles**

Leviton's line of heavy-duty industrial grade receptacles are available with a number of wiring options and features. The beauty, durability and versatility of Decora® devices and surge suppression receptacles are perfect for a variety of industrial applications.


**Features and Benefits**

- Engineered for fine appearance and top performance in demanding commercial and institutional applications using a durable, thermoplastic face and impact-resistant construction
- Shallow design for maximum wiring room in wallbox
- Back and side terminal wiring options for ease of installation
- Heavy-gauge zinc-plated steel locked-in wrap around strap
- Heavy-duty triple-wipe brass contacts for long service life
- Exclusive V-shaped, serrated back wiring clamps for superior contact and conductivity
- Available in an array of colors to coordinate with any interior

**Decora Plus™ Back and Side Wired/Wire Lead Receptacles**

- Brass staked on self-grounding clip
- Back and side wiring terminals permit fast installation of up to #10 solid or stranded conductors
- Triple-wipe copper alloy contacts ensure maximum conductivity
- Backed by a limited 10-year warranty

**Heavy-Duty  **

Rating		15A-125V	20A-125V	15A-250V	20A-250V
NEMA					
		5-15R	5-20R	6-15R	6-20R
Description	Color	Cat. No.	Cat. No.	Cat. No.	Cat. No.
Duplex, Back and Side Wired	White	16262-W	16362-W	16662-W	16462-W
	Ivory	16262-I	16362-I	16662-I	16462-I
	Light Almond	—	16362-T	—	—
	Gray	16262-GY	16362-GY	—	—
	Black	16262-E	16362-E	—	—
	Brown	16262	16362	—	—
Duplex, with 6" Wire Leads	White	16252-LW	16352-LW	—	—
	Ivory	16252-LI	16352-LI	—	—
	Gray	16252-LGY	16352-LGY	—	—
	Black	16252-LE	16352-LE	—	—
	Brown	16252-L0	16352-L0	—	—
Duplex, DIN-Rail Mount	Gray	16252-DIN	—	—	—



16262-W



## Hospital Grade Decora Plus™ Extra Heavy-Duty Receptacles

### Features and Benefits

- Durable thermoplastic face in an array of contemporary colors
- Receptacles have a locked-in mounting strap with a self-grounding clip riveted to the strap
- Hospital grade tamper-resistant receptacles include a unique shutter mechanism that opens easily for the insertion of 2 or 3-prong plugs while preventing entry by other small objects into either outlet slot
- Hospital grade isolated ground receptacles (identified by an orange face or triangle on the face) protect sensitive electronic equipment and eliminate electromagnetic interference by providing a separate path to ground
- Power Indication™ meets UL 498 Hospital Grade identification requirements
- Backed by a limited 10-year warranty

### Extra Heavy-Duty Back and Side Wired

Rating	15A-125V	20A-125V	
NEMA	 5-15R	 5-20R	
Description	Color	Cat. No.	Cat. No.
Duplex, Tamper-Resistant Nickel Plated Brass Strap with Integral Ground Contacts	White	16262-SGW	16362-SGW
	Ivory	16262-SGI	16362-SGI
	Light Almond	16262-SGT	16362-SGT
	Gray	—	16362-SGG
	Red	16262-SGR	16362-SGR
	Brown	16262-SG	—
Duplex, Nickel Plated Brass Strap with Integral Ground Contacts	White	16262-HGW	16362-HGW
	Ivory	16262-HGI	16362-HGI
	Light Almond	—	16362-HGT
	Gray	16262-HGG	16362-HGG
	Red	16262-HGR	16362-HGR
Duplex, Isolated Ground Nickel Plated Brass Strap with Integral Ground Contacts	White	16262-IGW	16362-IGW
	Ivory	16262-IGI	16362-IGI
	Light Almond	16262-IGT	16362-IGT
	Gray	16262-IGG	16362-IGG
	Black	16262-IGE	—
	Red	16262-IGR	16362-IGR
	Brown	16262-IGB	16362-IGB
	Orange	16262-IG	16362-IG
Duplex, Power Indication™ Nickel Plated Brass Strap with Integral Ground Contacts	White	16262-PLW	16362-PLW
	Ivory	16262-PLI	16362-PLI
	Red	16262-PLR	16362-PLR



### Wallplates

Find the right wallplate for any application. See section T for Wallplates & Weather-Resistant Covers.

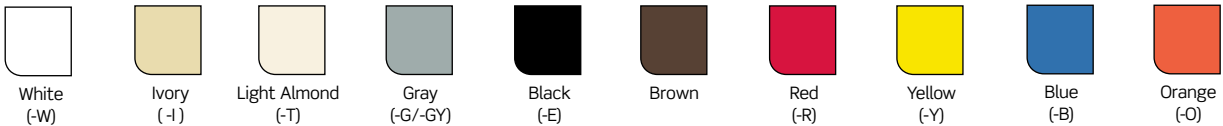
## Lev-Lok® Modular Wiring Device System

The revolutionary Lev-Lok® Modular Wiring Device System consists of a wiring module (locking connector with leads) and a rugged wiring device (receptacle or switch) with solid brass locking connection pins. By placing the wiring module over the device's locking pins and twisting clockwise, the connection is secured. Leviton's modular devices address the reliability and performance concerns of specification engineers without sacrificing contractors' needs for fast, easy installation.

### Features and Benefits

- Devices constructed with impact-resistant thermoplastic nylon cover and body
- Four corner latches securely fasten the device's face to the body
- Solid brass locking pins for strong, secure connection between device and wiring module
- Wiring module locks and latches to the device
- Wiring module ships with protective cover, preventing debris from entering contacts until device is attached
- Modules have factory-installed circuit ID label. Electricians can save a step by labeling device locations during rough-in
- Receptacles offered in commercial, industrial and hospital grades; in both conventional and tamper-resistant configurations
- Backed by a limited 10-year warranty

**Color Choices** Lev-Lok® devices are offered in a wide range of colors. To order colors, add suffix to Cat. No.



### Simple...

**Designed with the busy contractor in mind.**

Wiring modules arrive equipped with a protective cover and a circuit ID label. The protective cover keeps the Lev-Lok® module's contacts debris-free until the receptacle is installed. Use the wiring module's circuit ID label and make walkthrough troubleshooting faster and easier.



Wiring module with protective cover

### Easy...

**Connect and twist to lock.**

In two steps, the receptacle is securely attached to the module. Place the module over the receptacle's connection pins and twist clockwise to lock. The locking design allows only one module orientation. Replacement is just as easy. Reverse the two steps. Turn module counter clockwise to unlock and remove.



Place wiring module over connection pins

### Secure...

**Lock and latch system.**

Leviton's unique connection system locks and latches the Lev-Lok® wiring module to the receptacle providing double the security without adding assembly steps.




Wiring module locked and latched

## Lev-Lok® Wiring Modules

### Features and Benefits

- Modules are constructed of an impact resistant polycarbonate
- #12 AWG THHN wire leads, 6" length, either solid or stranded wire
- Available with 4-port pushwire connector for even faster installation
- Wiring module locks and latches to the device body providing double the connection security
- Wiring modules are shipped with protective cover and factory-installed circuit ID label
- Backed by a limited 10-year warranty

Wiring modules include factory-installed circuit ID label so that electricians can save a step by labeling device locations during rough-in



### Lev-Lok® Wiring Modules

Device Type	Description	Color	Cat. No.
Receptacles	Stranded Wire Leads	White	MSTWL-A*
	Stranded Wire Leads (for emergency circuits)	Red	MSTWL-R*
	Stranded Wire Leads with 4-port push wire connectors	White	MSTWL-WST*
	Solid Wire Leads	White	MSTWL-SDA*
	Solid Wire Leads with 4-port push wire connectors	White	MSTWL-WSD*
IG Receptacles	Stranded Wire Leads	Orange	MSTWL-IG*
	Stranded Wire Leads with 4-port push wire connectors	Orange	MSTWL-WIG*
	Solid Wire Leads	Orange	MSTWL-SIG*
	Stranded XHHW-2 Wire for Low Leakage Circuits**	White	MSTWL-XA***
	Stranded XHHW-2 Wire for Low Leakage Circuits	White	MSTWL-X1***
	Stranded XHHW-2 Wire for Low Leakage Circuits	White	MSTWL-XN***
Switches	Stranded Wire Leads	Yellow	MSPSW-ST
	Solid Wire Leads	Yellow	MSPSW-SD

\*Custom lead lengths available upon request.

\*\*With orange, brown and green wires.

\*\*\*Add suffix of 0 for 6", 1 for 12", 2 for 24" or 3 for 36" long leads; please allow 4 to 6 weeks for delivery

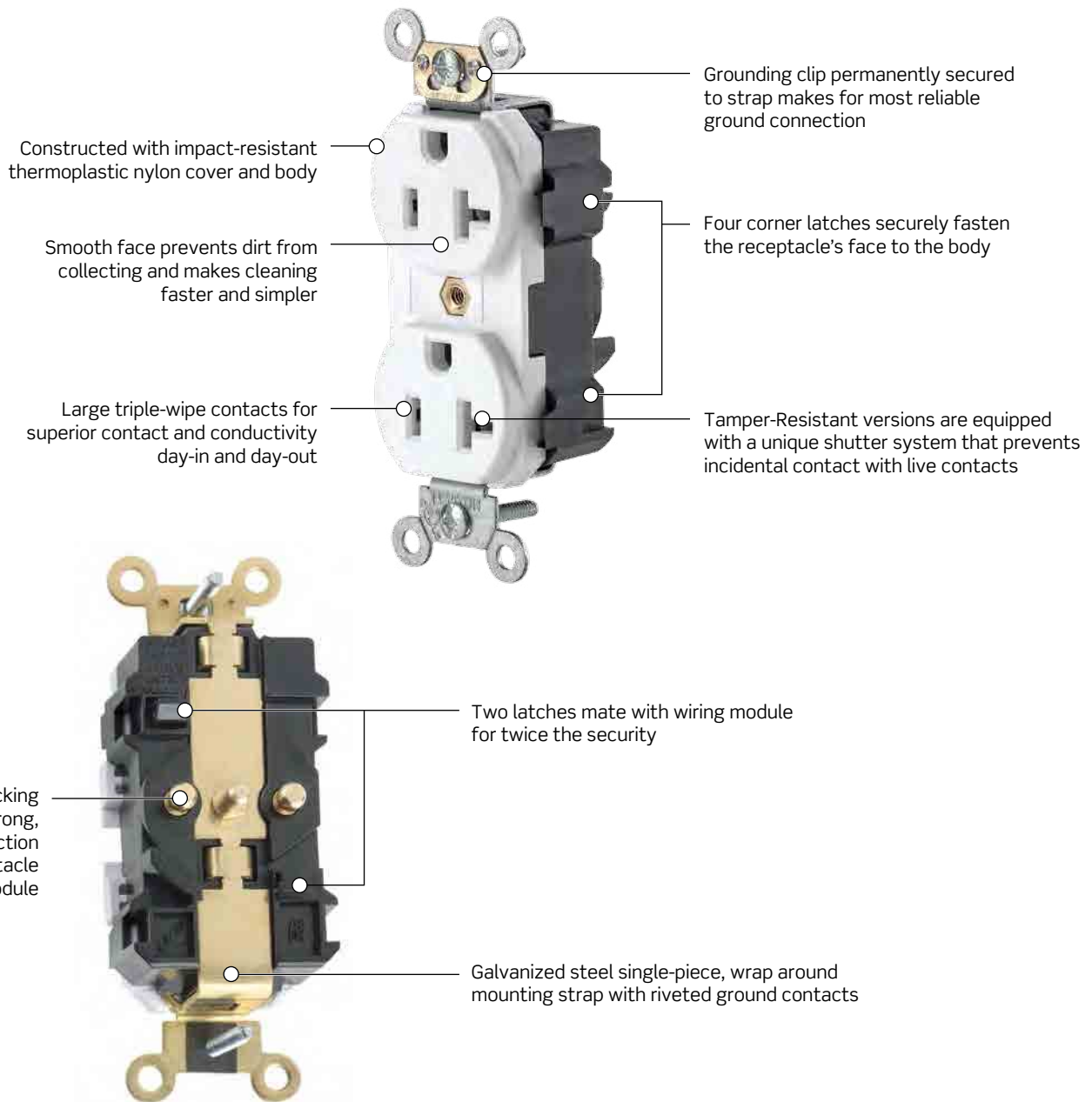
**15A, 20A | Lev-Lok® Modular Receptacles**

**Lev-Lok® Heavy-Duty Specification Grade Modular Receptacles**

**Features and Benefits**

- Constructed with impact-resistant thermoplastic nylon cover and body
- Four corner latches securely fasten the receptacle's face to the body
- Large triple-wipe, brass "T" line contacts for superior contact and conductivity
- #12 AWG THHN wire leads, 6" length on MSTWL series wiring modules
- Galvanized steel, wrap around mounting strap with riveted ground contacts
- Grounding clip permanently secured to strap for easy, simple, and secure installation
- Wiring module locks and latches to the receptacle body providing double the connection security
- Receptacle to be installed only with Leviton MSTWL series wiring modules
- MSTWL wiring module shipped separately with protective label and factory-installed circuit ID label
- Backed by a limited 10-year warranty

**M5362-SW**



2-Pole, 3-Wire Grounding 			
Rating		15A-125V	20A-125V
NEMA			
		5-15R	5-20R
Description	Color	Cat. No.	Cat. No.
Duplex, Tamper-Resistant	White	MT562-SW	MT563-SW
	Ivory	MT562-SI	MT563-SI
	Light Almond	MT562-ST	MT563-ST
	Gray	MT562-SGY	MT563-SGY
	Black	MT562-SE	MT563-SE
	Brown	MT562-S	MT563-S
	Red	MT562-SR	MT563-SR
	Blue	MT562-SB	MT563-SB
Duplex	White	M5262-SW	M5362-SW
	Ivory	M5262-SI	M5362-SI
	Light Almond	M5262-ST	M5362-ST
	Gray	M5262-GYS	M5362-GYS
	Brown	M5262-S	M5362-S
	Red	M5262-SR	M5362-SR
	Blue	M5262-SB	M5362-SB



M5362-S  
with  
MSTWL-A

### SPOTLIGHT

#### lev-lok®

The revolutionary line of Lev-Lok® Modular Wiring Device System from Leviton speeds the installation of wiring devices from start to finish. At the rough-in stage, there is no need to make and install pigtails: simply install the Lev-Lok® wiring module. When you're ready to install the wiring devices, simply connect the wiring module to the device, tighten the mounting screws and you're done. To have a Lev-Lok® specialist contact you visit us online at [www.leviton.com/levlok](http://www.leviton.com/levlok)



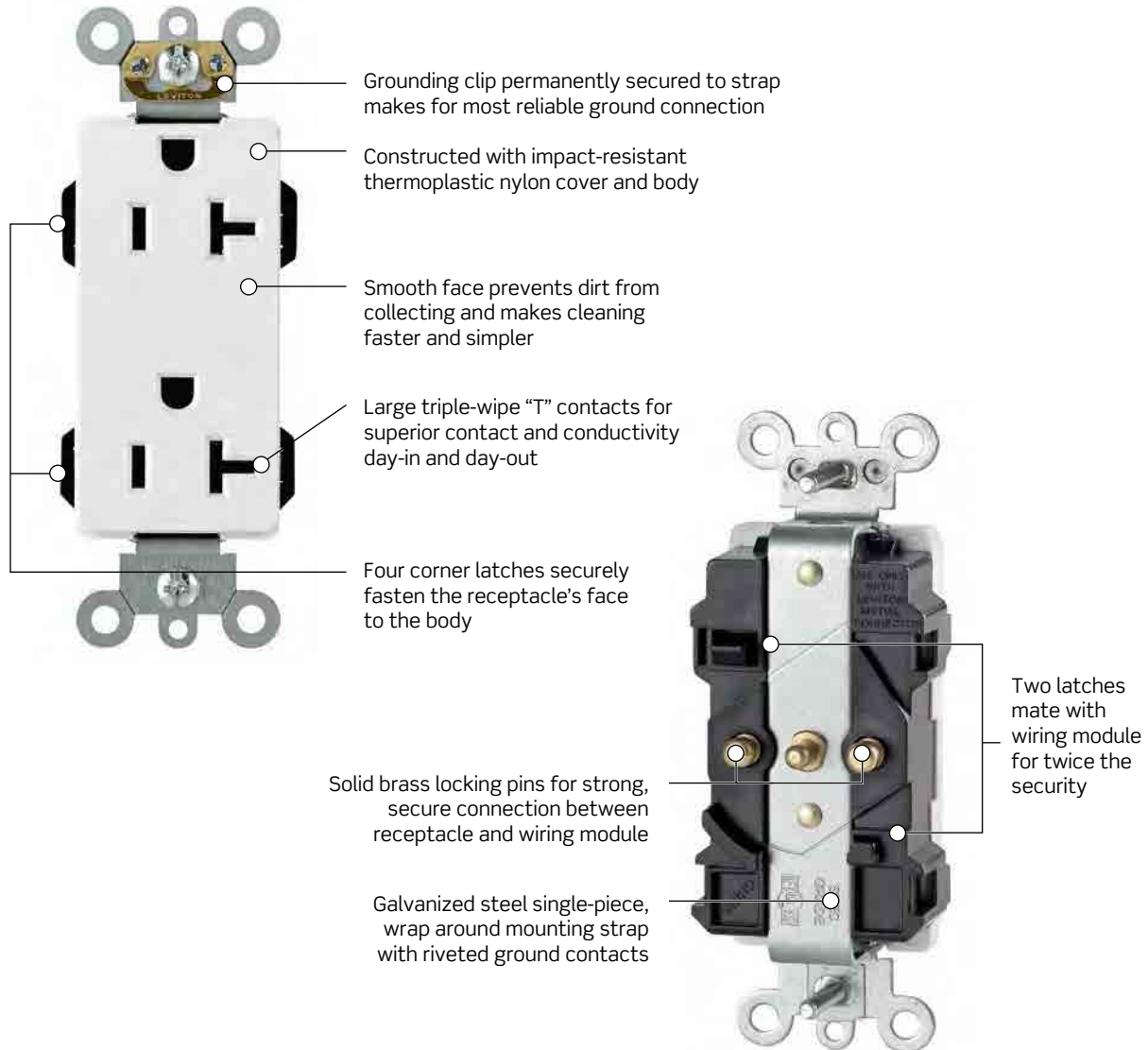
**15A, 20A | Lev-Lok® Decora Plus™ Modular Receptacles**

**Lev-Lok® Decora Plus™ Heavy-Duty Specification Modular Receptacles**

**Features and Benefits**

- Constructed with impact-resistant thermoplastic nylon cover and body
- Smooth face prevents dirt from collecting
- Four corner latches securely fasten the receptacle's face to the body
- Large triple-wipe, brass "T" line contacts for superior contact and conductivity
- #12 AWG THHN wire leads, 6" length on MSTWL series wiring modules
- Galvanized steel, wrap around mounting strap with riveted ground contacts
- Grounding clip permanently secured to strap for easy, simple, and secure installation
- Wiring module locks and latches to the receptacle body providing double the connection security
- Receptacle to be installed only with Leviton MSTWL series wiring modules
- MSTWL wiring module shipped separately with protective label and factory-installed Circuit ID label
- Backed by a limited 10-year warranty

**M1636-W**



## 15A, 20A | Lev-Lok® Decora Plus™ Modular Receptacles

2-Pole, 3-Wire Grounding			
Rating		15A-125V	20A-125V
NEMA			
		5-15R	5-20R
Description	Color	Cat. No.	Cat. No.
Duplex, Tamper-Resistant	White	MT162-W	MT163-W
	Ivory	MT162-I	MT163-I
	Light Almond	MT162-T	MT163-T
	Gray	MT162-GY	MT163-GY
	Black	MT162-E	MT163-E
	Brown	MT162	MT163
	Red	MT162-R	MT163-R
	Blue	MT162-B	MT163-B
Duplex	White	M1626-W	M1636-W
	Ivory	M1626-I	M1636-I
	Light Almond	M1626-T	M1636-T
	Gray	M1626-GY	M1636-GY
	Black	M1626-E	M1636-E
	Brown	M1626	M1636
	Red	M1626-R	M1636-R
Blue	M1626-B	M1636-B	



MT163-W



M1636-W

### SPOTLIGHT

#### lev-lok®

The revolutionary line of Lev-Lok® Modular Wiring Device System from Leviton speeds the installation of wiring devices from start to finish. At the rough-in stage, there is no need to make and install pigtails: simply install the Lev-Lok® wiring module. When you're ready to install the wiring devices, simply connect the wiring module to the device, tighten the mounting screws and you're done. To have a Lev-Lok® specialist contact you visit us online at [www.leviton.com/levlok](http://www.leviton.com/levlok)



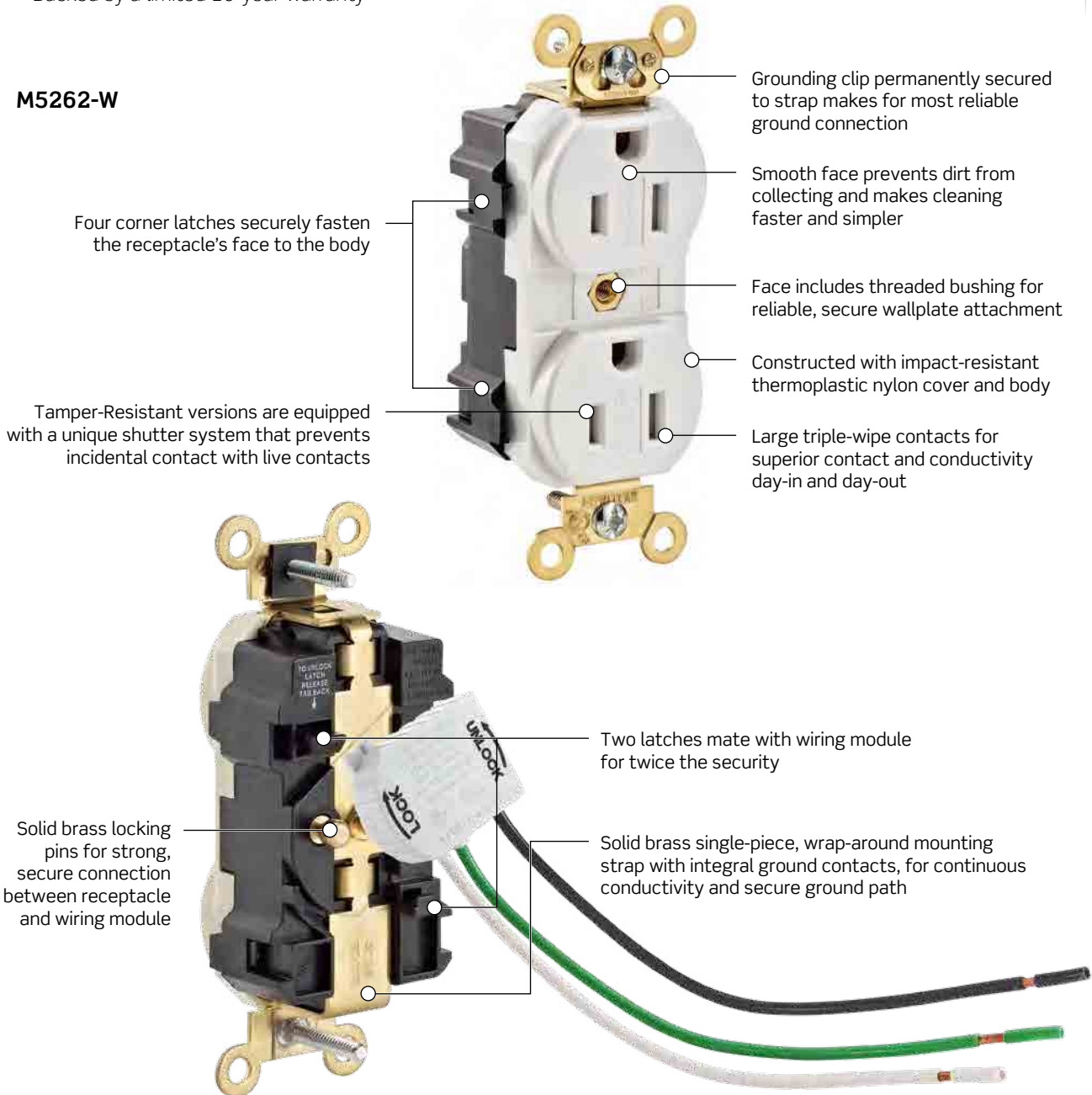
**15A, 20A | Lev-Lok® Modular Receptacles**

**Lev-Lok® Extra Heavy-Duty Specification Grade Modular Receptacles**

**Features and Benefits**

- Constructed with impact-resistant thermoplastic nylon cover and body
- Four corner latches securely fasten the receptacle's face to the body
- Large triple-wipe, brass "T" line contacts for superior contact and conductivity
- #12 AWG THHN wire leads, 6" length on MSTWL series wiring modules
- Grounding clip permanently secured to strap for easy, simple, and secure installation
- Receptacle face includes threaded brass bushing for reliable, secure wallplate attachment
- Wiring module latches on then locks to the receptacle body providing double the connection security
- Receptacle to be installed only with Leviton MSTWL series wiring modules
- MSTWL wiring module shipped separately with protective cover and factory-installed circuit ID label
- Backed by a limited 10-year warranty

**M5262-W**



Four corner latches securely fasten the receptacle's face to the body

Tamper-Resistant versions are equipped with a unique shutter system that prevents incidental contact with live contacts

Grounding clip permanently secured to strap makes for most reliable ground connection

Smooth face prevents dirt from collecting and makes cleaning faster and simpler

Face includes threaded bushing for reliable, secure wallplate attachment

Constructed with impact-resistant thermoplastic nylon cover and body

Large triple-wipe contacts for superior contact and conductivity day-in and day-out

Two latches mate with wiring module for twice the security

Solid brass single-piece, wrap-around mounting strap with integral ground contacts, for continuous conductivity and secure ground path

Solid brass locking pins for strong, secure connection between receptacle and wiring module



## 15A, 20A | Lev-Lok® Modular Receptacles

2-Pole, 3-Wire Grounding			
Rating		15A-125V	20A-125V
NEMA			
		5-15R	5-20R
Description	Color	Cat. No.	Cat. No.
Duplex, Tamper-Resistant, Brass Strap with Integral Ground Contacts	White	M5262-SGW	M5362-SGW
	Ivory	M5262-SGI	M5362-SGI
	Light Almond	M5262-SGT	M5362-SGT
	Gray	M5262-SGG	M5362-SGG
	Black	M5262-SGE	M5362-SGE
	Brown	M5262-SG	M5362-SG
	Red	M5262-SGR	M5362-SGR
	Blue	M5262-SGB	M5362-SGB
Duplex, Brass Strap with Integral Ground Contacts	White	M5262-W	M5362-W
	Ivory	M5262-I	M5362-I
	Light Almond	M5262-T	M5362-T
	Gray	M5262-GY	M5362-GY
	Black	M5262-E	M5362-E
	Brown	M5262	M5362
	Red	M5262-R	M5362-R
	Blue	M5262-B	M5362-B
Duplex, Isolated Ground, Tamper-Resistant	White	MT562-IGW	MT563-IGW
	Ivory	MT562-IGI	MT563-IGI
	Light Almond	MT562-IGT	MT563-IGT
	Gray	MT562-IGG	MT563-IGG
	Black	MT562-IGE	MT563-IGE
	Red	MT562-IGR	MT563-IGR
	Orange	MT562-IG	MT563-IG
Duplex, Isolated Ground	White	M5262-IGW	M5362-IGW
	Ivory	M5262-IGI	M5362-IGI
	Light Almond	M5262-IGT	M5362-IGT
	Gray	M5262-IGG	M5362-IGG
	Black	M5262-IGE	M5362-IGE
	Red	M5262-IGR	M5362-IGR
	Orange	M5262-IG	M5362-IG



M5262-I with MSTWL-A



M5262-IG

### SPOTLIGHT

#### lev-lok®

The revolutionary line of Lev-Lok® Modular Wiring Device System from Leviton speeds the installation of wiring devices from start to finish. At the rough-in stage, there is no need to make and install pigtails: simply install the Lev-Lok® wiring module. When you're ready to install the wiring devices, simply connect the wiring module to the device, tighten the mounting screws and you're done. To have a Lev-Lok® specialist contact you visit us online at [www.leviton.com/levlok](http://www.leviton.com/levlok)




**Lev-Lok® Extra Heavy-Duty Hospital Grade Modular Receptacles**

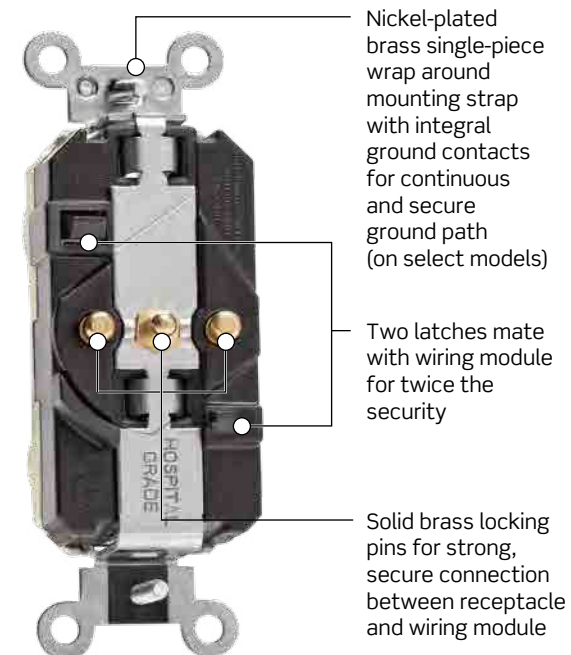
**Features and Benefits**

- Constructed with impact-resistant thermoplastic nylon cover and body
- Smooth face prevents dirt from collecting
- Four corner latches securely fasten the receptacle's face to the body
- Large triple-wipe, brass "T" line contacts for superior contact and conductivity
- #12 AWG THHN wire leads, 6" length on MSTWL series wiring modules
- Grounding clip permanently secured to strap for easy, simple, and secure installation
- Receptacle face includes threaded brass bushing for reliable, secure wallplate attachment
- Wiring module locks and latches to the receptacle body providing double the connection security
- Receptacle to be installed only with Leviton MSTWL series wiring modules
- MSTWL wiring module shipped separately with protective cover and factory-installed circuit ID label
- Backed by a limited 10-year warranty

**MT830-ILI**



**M8300-ILR**



## 15A, 20A | Lev-Lok® Modular Receptacles | Hospital Grade

2-Pole, 3-Wire Grounding			
Rating		15A-125V	20A-125V
NEMA			
		5-15R	5-20R
Description	Color	Cat. No.	Cat. No.
Duplex, Tamper-Resistant Nickel Plated Brass Strap with Integral Ground Contacts	White Ivory Light Almond Gray Black Brown Red Blue	M8200-SGW M8200-SGI M8200-SGT M8200-SGG M8200-SGE M8200-SG M8200-SGR M8200-SGB	M8300-SGW M8300-SGI M8300-SGT M8300-SGG M8300-SGE M8300-SG M8300-SGR M8300-SGB
Duplex, Nickel Plated Brass Strap with Integral Ground Contacts	White Ivory Light Almond Gray Black Brown Red Blue	M8200-W M8200-I M8200-T M8200-GY M8200-E M8200 M8200-R M8200-B	M8300-W M8300-I M8300-T M8300-GY M8300-E M8300 M8300-R M8300-B
Duplex, Power Indication™, Nickel Plated Brass Strap with Integral Ground Contacts	White Ivory Light Almond Gray Red	M8200-PLW M8200-PLI M8200-PLT M8200-PLG M8200-PLR	M8300-PLW M8300-PLI M8300-PLT M8300-PLG M8300-PLR
Duplex, MRI, Nickel Plated Brass Strap with Integral Ground Contacts	White Ivory Light Almond Gray Red	MRI15-W MRI15-I MRI15-T MRI15-GY MRI15-R	MRI20-W MRI20-I MRI20-T MRI20-GY MRI20-R
Duplex, Isolated Ground, Tamper-Resistant	White Ivory Light Almond Gray Black Red Orange	MT820-IGW MT820-IGI MT820-IGT MT820-IGG MT820-IGE MT820-IGR MT820-IG	MT830-IGW MT830-IGI MT830-IGT MT830-IGG MT830-IGE MT830-IGR MT830-IG
Duplex, Isolated Ground	White Ivory Light Almond Gray Black Red Orange	M8200-IGW M8200-IGI M8200-IGT M8200-IGG M8200-IGE M8200-IGR M8200-IG	M8300-IGW M8300-IGI M8300-IGT M8300-IGG M8300-IGE M8300-IGR M8300-IG



MT830-IG  
(front)



MT830-IG  
with  
MSTLW-IG  
(back)

Continued on next page

**15A, 20A | Lev-Lok® Modular Receptacles | Hospital Grade**

Continued from previous page

**Lev-Lok® Extra Heavy-Duty Hospital Grade Modular Receptacles**

2-Pole, 3-Wire Grounding			
Rating		15A-125V	20A-125V
NEMA			
		5-15R	5-20R
Description	Color	Cat. No.	Cat. No.
Duplex, Tamper-Resistant, Steel Strap	White	MT820-W	MT830-W
	Ivory	MT820-I	MT830-I
	Light Almond	MT820-T	MT830-T
	Gray	MT820-GY	MT830-GY
	Black	MT820-E	MT830-E
	Brown	MT820	MT830
	Red	MT820-R	MT830-R
	Blue	MT820-B	MT830-B
Duplex, Steel Strap	White	M8200-HW	M8300-HW
	Ivory	M8200-HI	M8300-HI
	Light Almond	M8200-HT	M8300-HT
	Gray	M8200-HGY	M8300-HGY
	Black	M8200-HE	M8300-HE
	Brown	M8200-H	M8300-H
	Red	M8200-HR	M8300-HR
	Blue	M8200-HB	M8300-HB



MT820-W



M8300-IL

**Lev-Lok® Illuminated Extra Heavy-Duty Hospital Grade Modular Receptacles**

2-Pole, 3-Wire Grounding			
Rating		15A-125V	20A-125V
NEMA			
		5-15R	5-20R
Description	Color	Cat. No.	Cat. No.
Duplex, Tamper-Resistant, Nickel Plated Brass Strap with Integral Ground Contacts	White	MT820-ILW	MT830-ILW
	Ivory	MT820-ILI	MT830-ILI
	Light Almond	MT820-ILT	MT830-ILT
	Gray	MT820-ILG	MT830-ILG
	Red	MT820-ILR	MT830-ILR
Duplex, Nickel Plated Brass Strap with Integral Ground Contacts	White	M8200-ILW	M8300-ILW
	Ivory	M8200-ILI	M8300-ILI
	Light Almond	M8200-ILT	M8300-ILT
	Gray	M8200-ILG	M8300-ILG
	Red	M8200-ILR	M8300-ILR




MT830-ILR

## Lev-Lok® Decora Plus™ Extra Heavy-Duty Hospital Grade Modular Receptacles

### Features and Benefits

- Constructed with impact-resistant thermoplastic nylon cover and body
- Smooth face prevents dirt from collecting
- Four corner latches securely fasten the receptacle's face to the body
- Large triple-wipe, brass "T" line contacts for superior contact and conductivity
- #12 AWG THHN wire leads, 6" length on MSTWL series wiring modules
- For isolated ground versions, device strap is zinc plated steel and isolated ground system is brass
- Grounding clip permanently secured to strap for easy, simple, and secure installation
- Wiring module locks and latches to the receptacle body providing double the connection security
- Receptacle to be installed only with Leviton MSTWL series wiring modules
- MSTWL wiring module shipped separately with protective label and factory-installed circuit ID label
- Backed by a limited 10-year warranty

### M1636-HGW



**15A, 20A** | Lev-Lok® Decora Plus™ Modular Receptacles | Hospital Grade

**Lev-Lok® Decora Plus™ Extra Heavy-Duty Hospital Grade Modular Receptacles**

Straight Blade Devices




2-Pole, 3-Wire Grounding				
Rating	15A-125V		20A-125V	
NEMA				
		5-15R		5-20R
Description	Color	Cat. No.	Cat. No.	
Duplex, Tamper-Resistant, Nickel Plated Brass Strap with Integral Ground Contacts	White	MT162-HGW	MT163-HGW	
	Ivory	MT162-HGI	MT163-HGI	
	Gray	MT162-HGG	MT163-HGG	
	Red	MT162-HGR	MT163-HGR	
Duplex, Nickel Plated Brass Strap with Integral Ground Contacts	White	M1626-HGW	M1636-HGW	
	Ivory	M1626-HGI	M1636-HGI	
	Light Almond	M1626-HGT	M1636-HGT	
	Gray	M1626-HGG	M1636-HGG	
	Black	M1626-HGE	M1636-HGE	
	Brown	M1626-HG0	M1636-HG0	
	Red	M1626-HGR	M1636-HGR	
	Blue	M1626-HGB	M1636-HGB	
Duplex, Power Indication™, Nickel Plated Brass Strap with Integral Ground Contacts	White	M1626-PLW	M1636-PLW	
	Ivory	M1626-PLI	M1636-PLI	
	Light Almond	M1626-PLT	M1636-PLT	
	Gray	M1626-PLG	M1636-PLG	
	Red	M1626-PLR	M1636-PLR	
Duplex, Isolated Ground, Tamper-Resistant	White	MDT82-IGW	MDT83-IGW	
	Ivory	MDT82-IGI	MDT83-IGI	
	Light Almond	MDT82-IGT	MDT83-IGT	
	Gray	MDT82-IGG	MDT83-IGG	
	Black	MDT82-IGE	MDT83-IGE	
	Red	MDT82-IGR	MDT83-IGR	
	Orange	MDT82-IG	MDT83-IG	
Duplex, Isolated Ground	White	MD820-IGW	MD830-IGW	
	Ivory	MD820-IGI	MD830-IGI	
	Light Almond	MD820-IGT	MD830-IGT	
	Gray	MD820-IGG	MD830-IGG	
	Black	MD820-IGE	MD830-IGE	
	Red	MD820-IGR	MD830-IGR	
	Orange	MD820-IG	MD830-IG	
Duplex, Illuminated Face, Nickel Plated Brass Strap with Integral Ground Contacts	White	M1626-ILW	M1636-ILW	
	Ivory	M1626-ILI	M1636-ILI	
	Light Almond	M1626-ILT	M1636-ILT	
	Gray	M1626-ILG	M1636-ILG	
	Red	M1626-ILR	M1636-ILR	
Duplex, Tamper-Resistant, Illuminated Face, Nickel Plated Brass Strap with Integral Ground Contacts	White	MT162-ILW	MT163-ILW	
	Ivory	MT162-ILI*	MT163-ILI*	
	Light Almond	MT162-ILT*	MT163-ILT*	
	Red	MT162-ILR	MT163-ILR	
	Gray	MT162-ILG*	MT163-ILG*	

MT163-HGW with MSTWL-A

MDT83-IG

\*These colors are special order — contact customer service for availability

### Lev-Lok® Decora Plus™ Heavy-Duty Specification Modular Receptacles

2-Pole, 3-Wire Grounding 			
Rating		15A-125V	20A-125V
NEMA			
		5-15R	5-20R
Description	Color	Cat. No.	Cat. No.
Duplex, Isolated Ground, Tamper-Resistant	White	MT162-IGW	MT163-IGW
	Ivory	MT162-IGI	MT163-IGI
	Light Almond	MT162-IGT	MT163-IGT
	Gray	MT162-IGG	MT163-IGG
	Black	MT162-IGE	MT163-IGE
	Red	MT162-IGR	MT163-IGR
	Orange	MT162-IG	MT163-IG
Duplex, Isolated Ground	White	M1626-IGW	M1636-IGW
	Ivory	M1626-IGI	M1636-IGI
	Light Almond	M1626-IGT	M1636-IGT
	Gray	M1626-IGG	M1636-IGG
	Black	M1626-IGE	M1636-IGE
	Red	M1626-IGR	M1636-IGR
	Orange	M1626-IG	M1636-IG



M1636-IG

### SPOTLIGHT

#### lev-lok®

The revolutionary line of Lev-Lok® Modular Wiring Device System from Leviton speeds the installation of wiring devices from start to finish. At the rough-in stage, there is no need to make and install pigtails: simply install the Lev-Lok® wiring module. When you're ready to install the wiring devices, simply connect the wiring module to the device, tighten the mounting screws and you're done. To have a Lev-Lok® specialist contact you visit us online at [www.leviton.com/levlok](http://www.leviton.com/levlok)




**15A, 20A** | Snap-In Devices

**Snap-In Devices**

**Features and Benefits**

- All 1306 products come with dual exiting capabilities
- Snap-in devices with other mounting clips and terminations available upon request



**2-Wire Snap-In Devices**

<b>Rating</b>		<b>15A-125V</b>			
NEMA		 1-15R			
<b>Description</b>	<b>Colors</b>	<b>Cat. No. Receptacle</b>	<b>Cat. No. Plug</b>	<b>Panel Thickness (Inches)</b>	<b>Panel Opening (Inches)</b>
2-Wire Polarized Receptacle Leads #14 AWG, 105°C Plastic, 6" Long, Stripped 1/2"	White	1306-W	—	.028-.060	.97 x .52
	Black	1306	—	.028-.060	.97 x .52



1306-W

**3-Wire Snap-In Devices**

<b>Rating</b>		<b>15A-125V</b>			
NEMA		  5-15R      5-15P			
<b>Description</b>	<b>Colors</b>	<b>Cat. No. Receptacle</b>	<b>Cat. No. Plug</b>	<b>Panel Thickness (Inches)</b>	<b>Panel Opening (Inches)</b>
3-Wire Grounding, Leads #14 AWG, 105°C Plastic, 6" Long, Stripped 1/2", Grounding Wire #16 AWG	White	1374-W	—	.031-.080	.95 x .95
	Black	1374-1	1373-1	.031-.080	.95 x .95



1374-1

\*Other panel thicknesses available



## Electrical Accessories

Leviton electrical accessories for the home include taps and adapters, night lights and battery operated lighting. Every item is subject to Leviton's strict in-house quality control and must meet or exceed applicable industry standards.

### Electrical Accessories Family



**Color Choices** Taps and adapters are offered in a wide range of colors. To order colors, add suffix to Cat. No.



### Taps and Adapters

#### Features and Benefits

- Plug-in switch provides ON/OFF switching at outlet location
- Plug-in outlet adapters provide convenient expansion of outlet capacity
- Lampholder outlet adapters convert lampholders into lampholders with outlets

### Switch Taps

#### 2-Pole, 2-Wire



Description	Rating	Cat. No.	Color
Plug-in Switch Tap, non-grounded	13A-125V	1469	W, I



1469-W

### Plug-In Outlet Adapters

#### 2-Pole, 2-Wire Non-Grounded



Description	Rating	Cat. No.	Color
Single-to-Triple Right Angle, 3 round or flat plugs accepted	15A-125V	65	W, I
Single-to-Triple Swivel, 3 flat plugs accepted	15A-125V	69	W, I
Triple Cube Adapter, vinyl, 3 round or flat plugs accepted	15A-125V	531	W, I
Duplex outlet to 6 outlets, 6 round or flat plugs accepted	15A-125V	49687	W, I



69-W

Continued on next page

TAPS AND ADAPTERS | Plug-In Outlet Adapters | Outlet Caps

Continued from previous page

Plug-In Outlet Adapters

2-Pole, 3-Wire Grounded



Description	Rating	Cat. No.	Color
Triple Cube Adapter, 3 round or flat plugs accepted	15A-125V	692	W, I, E
3-Wire, Single-to-Triple, 3 straight plugs accepted	15A-125V	694	O, G
3-Wire, Duplex-to-Six, 6 small or 4 large plugs accepted	15A-125V	6ADPT	W, I
3-Wire, Single-to-Triple, 3 straight or angle plugs accepted	15A-125V	697	W, I, B
3-Wire, Single-to-Triple, vinyl, 3 straight or angle plugs accepted	15A-125V	699	O



694

2-Pole, 2-Wire to 2-Pole 3-Wire Grounding

Description	Rating	Cat. No.	Color
2-Wire to 3, 1 straight or 1 angle plug accepted*	15A-125V	274	GY
2-Wire to 3, 3 straight plugs accepted*	15A-125V	698	W, I



698-W

\*Note: Leviton Cat. No. 274 and Cat. No. 698 adapters use the outlet wallplate screws for grounding

Medium Base Lampholder Outlet Adapters

2-Pole, 2-Wire



Description	Rating	Cat. No.	Color
Outlet-to-Lampholder	660W-125V	61	W, I
Lampholder-to-Outlet	660W-125V	125	W
Single Lampholder-to-Twin Lampholder	660W-125V	128	W, I, B
Keyless Lampholder and 2 Outlets	660W-125V	1403	W, I, E, B
Pull Chain Lampholder and 2 Outlets (pull chain controls lamp socket ONLY). Outlet continuously live	660W-125V Max. Total	1406	W, I, E



1403-W

Outlet Safety Caps

Features and Benefits

- Insert into unused outlets to serve as a barrier
- Can be easily removed by adults when needed

Outlet Caps

Description	Cat. No.	Color
12 Pack	12777	Clear



12777

## Plugs and Connectors, Flanged Inlets and Outlets

Leviton plugs and connectors are rugged and easy to wire. They are offered in polarized and non-polarized versions and in all NEMA configurations.

### Sample Plugs and Connectors



#### Features and Benefits


- Brass plug blades and connector contacts for maximum conductivity
- Armored devices have heavily plated steel shields and cord clamps
- Vinyl devices resist chipping, cracking, oils, grease and acids
- Rubber devices resist cold, abrasion, grease, oils, acids and impact
- Plastic devices resist grease, oils and acids
- Limited 2-year warranty

## 15A, 20A | Plugs/Connectors, Flanged Inlets/Outlets

### Residential Grade Plugs and Connectors, Flanged Inlets and Outlets

Leviton offers a large selection of 15 and 20 Amp residential grade straight blade plugs and connectors, available in a wide variety of features. These rugged performers are moisture, chemical and abuse resistant. Our EPTR rubber-backed plugs and connectors stand up to rough use, protecting against dirt and moisture. The deep-slotted, backed-out terminal screws draw backwire clamps securely over stripped leads for maximum conductivity.

#### Armored Plug and Connector



#### Features and Benefits

- Triple-drive head screws — standard, Philips, Robertson
- NEMA configuration number and rating molded on face of device for easy identification
- Rubber body is dirt and moisture resistant
- Deep-slotted, backed out terminal screws draw backwire clamps securely for maximum conductivity
- Husk and module keyed for easy alignment during wiring
- Built-in cord grip adjusts automatically for use with #18-3 through #12-3 cords (.245"-.655")
- Motor base inlet accepts #10 max. copper or copper clad wire

#### PVC Plugs & Connectors

- Rugged PVC body resists moisture and chemicals
- Unique dimpled body design provides a secure grip
- Speed-thread assembly screws tighten with just a few quick turns

#### Armored Plugs & Connectors

- Ideal for shops, garages and rough-duty work with hard floors
- Two piece strain-relief clamp center cord for neat installation

#### Rubber-Back Plugs & Connectors

- Designed to stand up to rough use
- No internal metal parts exposed
- Elastomeric husk provides added protection against dirt and moisture entry into the back wire port
- Designed to operate in the widest possible temperature range

## 15A, 20A | Plugs/Connectors, Flanged Inlets/Outlets

### Easy Wire Plugs

Rating		15A-125V		
NEMA				
		1-15P Polarized	1-15P	
Description	Color	Cat. No. Polarized	Cat. No. Non-Polarized	Wire Gauge (stranded)
15A Non-Polarized Plug	White	—	321-W	#16/2 HPN, 15A (1875W)
	Brown	—	321	#18/2 HPN, 10A (1250W)
10A Plug	White	123-PW	123-W	#18/2 SPT-1, 10A (1250W)
	Ivory	123-PI	123-I	#20/2XT, 3A (375W)
	Brown	123-P	123	



321-W



123-I

### 2-Pole, 2-Wire Plugs

Rating		15A-125V			
NEMA					
		1-15P Polarized	1-15P		
Description	Color	Cat. No. Polarized	Cat. No. Non-Polarized	Wire Gauge (stranded)	Cord Dia. (Inches)
Polarized Light Duty Clamptite Plug	White	101-WP	—	#20, 18, 16	Flat or Rounded up to .250
	Black	101-EP	—		
	Brown	101-P	—		
Non-Polarized Easy Wire Angle Plug	White	—	101AN-W	SPT-1, SPT-2	Up to .250
	Black	—	101AN-E		
	Brown	—	101AN		
Non-Polarized Heavy-Duty PVC Plug	Yellow	—	115PV	AWG 18-2 to 12-2 Cable	.245-.655
	Black	—	115PR	AWG 18-2 to 12-2 Cable	.245-.655
Non-Polarized Short Flat Vinyl Plug**	White	—	48643-W	18-14	.375 max
	Black	—	48643-E		
	Brown	—	48643		
Non-Polarized Vinyl Handle Plug with cord clamp**	Black	—	48646	18-14	.437 max
Non-Polarized Round Vinyl Handle Plug with Spring Blades**	Black	—	48642-E	18-14	.375 max



101



102-WP

### 2-Pole, 2-Wire Connectors

Rating		15A-125V			
NEMA					
		1-15R Polarized	1-15R		
Description	Color	Cat. No. Polarized	Cat. No. Non-Polarized	Wire Gauge (stranded)	Cord Dia. (Inches)
Polarized Light Duty Clamptite Connector	White	102-WP	—	#20, 18, 16	Flat or Rounded up to .250
	Black	102-EP	—		
	Brown	102-P	—		
Non-Polarized Vinyl Connector with Cord Clamp**	Black	—	612*	18-14	.437 max

\*Not UL Listed. For replacement use only. CSA Certified except where indicated by \*\*

**15A, 20A** | Plugs/Connectors, Flanged Inlets/Outlets

**Residential Grade Plugs and Connectors, Flanged Inlets and Outlets**

**2-Pole, 3-Wire, Grounding Plugs and Connectors**

Rating	15A-125V		15A-125V			
NEMA						
		5-15P		5-15R		
Description	Color	Cat. No. Plug	Cat. No. Connector	Wire Gauge (stranded)	Cord Dia. (Inches)	
Grounding Plug and Connector Clamptite Hinge	White	3W101-W	3W102-W	AWG SJ 16/3	0.325"-0.360"	
	Gray	3W101-GY	3W102-GY	—	—	
	Black	3W101-E	3W102-E	—	—	
	Orange	3W101-OR	3W102-OR	—	—	
Vinyl Handle Plug with cord clamp	Black	48648-E	—	18-14	.437" max	
Vinyl Connector with steel cord clamp	Black	—	617	20-16 max	.437" max	
Rubber Plug and Connector with vinyl inner assembly	Black	113	114	18-14	.396"-.562"	
Weatherproof Inlet on Flush Mount Wallplate with aluminum cover	—	4937	—	#10 max. copper or copper clad	—	

Cross Reference to page **B-50** for Side Wired, Non-Grounding Single (Double Swipe) Receptacle 5032 with matching plug 9151-N



3W101-E



113



114



4937

## 15A, 20A | Plugs/Connectors, Flanged Inlets/Outlets

### 15A 2-Pole, 3-Wire, Grounding — Residential

Rating		15A-125V	15A-125V	15A-250V	15A-250V		
NEMA							
		5-15P	5-15R	6-15P	6-15R		
Description	Color	Cat. No. Plug	Cat. No. Connector	Cat. No. Plug	Cat. No. Connector	Wire Gauge (stranded)	Cord Dia. (Inches)
PVC Grounding	Yellow, Black or Orange	515PV	515CV	615PV (Yellow only)	—	AWG 18-12	.245-.655
Armored Grounding	Yellow/Steel Armor	515PA	515CA	615PA	615CA	AWG 18-12	.245-.655
Rubber Grounding	Black	515PR	515CR	—	—	AWG 18-12	.245-.655
PVC Angle	White	515AN	—	—	—	AWG 18-12	.245-.655

### 20A 2-Pole, 3-Wire, Grounding

Rating		20A-125V	20A-125V	20A-250V	20A-250V		
NEMA							
		5-20P	5-20R	6-20P	6-20R		
Description	Color	Cat. No. Plug	Cat. No. Connector	Cat. No. Plug	Cat. No. Connector	Wire Gauge (stranded)	Cord Dia. (Inches)
PVC Grounding	Yellow	520PV	520CV	620PV	620CV	AWG 18-12	.245-.0655
Armored Grounding	Yellow/Steel Armor	520PA	520CA	620PA	620CA	AWG 18-12	.245-.0655



515CV



515AN



520CA



620PV

### 15A 2-Pole, 3-Wire, Grounding — Commercial

Rating		15A-125V Inlet	Outlet	15A-250V Inlet	Outlet	Wire Gauge (stranded)	
Motor Base Inlet	Black	5239	—	5240	—	AWG 18-12	—



5239

**15A, 20A | Black & White® Plugs and Connectors**


**black & white® Industrial Grade Devices**

**A Complete Line of Plugs and Connectors, Flanged Inlets and Outlets that Stands Up to the Harshest Environments**

The Leviton line of straight blade plugs and connectors includes: Black & White® industrial grade devices that resist impact, corrosion and chemicals and withstand punishing applications. Their innovative interlocking design; rugged nylon flanged inlets and outlets; integrated inlets and outlets with weather-resistant covers; and hospital grade devices that meet the highest standards for dependable, long-term performance.

Superior design, construction and ergonomic details provide long-lasting performance and reliability in the demanding healthcare environment.

**5266-C**



External cord grip utilizes deep triple drive steel screws that are backed out and positioned inside shrouded pockets. External clamps accepts wire mesh grips. Catalog and NEMA numbers printed on cord clamp

Positive contact plate bundles stranded wire maximizing surface contact resulting in improved termination

NEMA configuration and device rating are molded on front of device to assist with identification

Wiring module keyed to body for easy assembly and tight fit

Dead front solid containment barrier prevents accidental contact with internal parts

#8-32 triple drive brass terminal screws

Three "U" type fast-threading, triple drive, steel screws secure wiring module to body

Individual deep-funnelled chamfered wire wells. Clear housing allows inspection of wire termination and provides molded-in wire strip gauge

Wire clamps bundle stranded wire without cutting wire strand

Captive, color-coded brass #8 terminal screws



**Features and Benefits**

- UL 498 Listed; meets latest Federal Specifications WC-598; CSA Specification C22.2 #42 Certified
- One-piece, rivetless triple-wipe brass connector contacts offer enlarged contact surface area
- Husk is constructed from heavy-duty nylon for superior impact resistance in rugged environments
- Beveled back edges prevent body from catching on corners and rough surfaces

- Ergonomic, fluted body design with radial gripping edge is ideal for gripping and pulling

**Hospital**

- Husk is constructed from ST801 super tough nylon for superior impact resistance in rugged environments



### black & white® Industrial Grade Plugs and Connectors, Flanged Inlets and Outlets

#### Features and Benefits

- Rugged nylon construction resists impact, sunlight, chemicals and rough use
- All contacts are solid one-piece brass for better conductivity
- Triple-wipe, heavy-duty power contacts set in deep pockets to resist damage
- Captive, color-coded brass #8 terminal screws
- Unique cord clamp accepts wide range of cord sizes (.245"-.700"), providing secure grip without damaging cord jacket: SVT 18-3 to SO 14-3 with strain relief insert, up to ST 10-3 when strain relief insert is removed
- Power Indication™ devices indicate when power is ON and equipped with green neon bulb rated at 30,000 hours (24/7) for 3.5 years

#### 2-Pole, 2-Wire, Non-Grounding

Rating	15A-125V	15A-125V
NEMA		
	1-15P	1-15R
Description	Cat. No. Plug	Cat. No. Connector
Black & White® Nylon Body	5866-C	5869-C



5869-C

#### 15A 2-Pole, 3-Wire, Grounding

Rating	15A-125V	15A-125V	15A-250V	15A-250V
NEMA				
	5-15P	5-15R	6-15P	6-15R
Description	Cat. No. Plug	Cat. No. Connector	Cat. No. Plug	Cat. No. Connector
Black & White® Body	5266-C	5269-C	5666-C	5669-C
High-Visibility Yellow Nylon Body	5266-CY	5269-CY	5666-CY	5669-CY
All-Black Nylon for Stage and Studio	5266-CB	5269-CB	—	—
All-Black Nylon, Power Indication™	5266-PLB	5269-PLB	—	—
Orange & White Body	5266-CO	5269-CO	—	—
Gray Nylon Body	5266-CG	5269-CG	—	—
Black & White® Nylon Body, Power Indication™	5266-PLC	5269-PLC	5666-PLC	5669-PLC
Angle, Black & White® Nylon Body	5266-CA	5269-CA	5666-CA	—
Black 2-Piece Nylon Shell	5266-N	5269-N	—	—
	<b>Inlet</b>	<b>Outlet</b>	<b>Inlet</b>	<b>Outlet</b>
White Nylon Body	5278-C	5279-C	15678-C	15679-C



5266-C







5269-C



5278-C

**15A, 20A** | Black & White® Plugs and Connectors

**black & white® Industrial Grade Plugs and Connectors, Flanged Inlets and Outlets**

3-Pole, 3-Wire, Non-Grounding  		
Rating	15A-125V/10A-250V	15A-125V/10A-250V
Non-NEMA		
Description	Cat. No. Plug	Cat. No. Connector
Black & White® Nylon Body	4763-C	4765-C



4763-C





20A 2-Pole, 3-Wire, Grounding  				
Rating	20A-125V	20A-125V	20A-250V	20A-250V
NEMA				
	5-20P	5-20R	6-20P	6-20R
Description	Cat. No. Plug	Cat. No. Connector	Cat. No. Plug	Cat. No. Connector
Black & White® Body	5366-C	5369-C	5466-C	5469-C
High-Visibility Yellow Nylon Body	5366-CY	5369-CY	5466-CY	5469-CY
All-Black Nylon, Power Indication™	5366-PLB	5369-PLB	—	—
Black & White® Nylon Body, Power Indication™	5366-PLC	5369-PLC	—	—
Angle, Black & White® Nylon Body	5366-CA	5369-CA	—	—
	Inlet	Outlet	Inlet	Outlet
White Nylon Body	15378-C	15379-C	5478-C	5479-C



5366-CY



5366-CA

Single Receptacles and Plugs  			
Rating	20A-125V/250V		
NEMA			
	10-20P	10-20R	
Description	Cat. No. Plug	Cat. No. Connector	Wallplate Information
Heavy-Duty Flush Mount Receptacle (Black)	—	5032	Fits all wallplates with 2.15" diameter center hole
Heavy-Duty Flush Mount Receptacle (Ivory)	—	5032-I	Fits all wallplates with 2.15" diameter center hole
Straight Plug	9151-N	—	



9151-N

## black & white® Hospital Grade Plugs and Connectors

### Features and Benefits

- Unmatched quality and performance confirmed by rigorous UL 498 testing
- Clearly identified by green dot
- Rugged construction resists impact, sunlight, chemicals and rough use
- All contacts are solid one-piece brass for better conductivity
- Triple-wipe, heavy-duty power contacts set in deep pockets to resist damage
- Captive, color-coded brass #8 terminal screws
- Unique cord clamp accepts wide range of cord sizes (.245"-.700"), providing secure grip without damaging cord jacket: SVT 18-3 to SO 14-3 with strain relief insert, up to ST 10-3 when strain relief insert is removed
- Power Indication™ devices equipped with green neon bulb rated at 30,000 hours (24/7) for 3.5 years

### 2-Pole, 3-Wire, Grounding

Rating	15A-125V	15A-125V		
NEMA				
	5-15P	5-15R		
Description	Cat. No. Plug	Cat. No. Connector		
Black & White® Body	8215-C	8219-C		
Transparent Body	8215-CT	8219-CT		
Power Indication™				
Transparent Body	8215-PLC	8219-PLC		
Angle, Transparent Body	8215-CAT	—		
Rating	20A-125V	20A-125V	20A-250V	20A-250V
NEMA				
	5-20P	5-20R	6-20P	6-20R
Description	Cat. No. Plug	Cat. No. Connector	Cat. No. Plug	Cat. No. Connector
Black & White® Body	8315-C	8319-C	—	—
Transparent Body	8315-CT	8319-CT	—	—
Power Indication™				
Transparent Body	8315-PLC	8319-PLC	—	—
Angle, Transparent Body	8315-CAT	—	—	—
Angle, Black & White® Body	—	—	8415-CAT	—



8215-CAT



8315-PLC



6017-Y

### Weather-Resistant Boots for Industrial Nylon Plugs and Connectors

Our outstanding industrial grade boots feature a triple-seal design to protect straight blade plugs and connectors against the harmful effects of dirt and moisture in harsh environments. Boots are available in black or high-visibility yellow. The fluted surface and grip-ring design provide a non-slip grip even in wet conditions.

### Weather-Resistant Boots

Color	Cat. No. Plug Boot	Cat. No. Connector Boot
Black Rubber	6017	6018
Yellow Rubber	6017-Y	6018-Y

**15A | Watertight**

**Wetguard® Watertight Straight Blade Plugs, Connectors, Inlets, Outlets and Receptacles**

Straight Blade Devices

**Features and Benefits**

- Corrosion-resistant electroless nickel-coated brass blades, contacts, terminal screws and wiring clamps, and stainless steel assembly screws make these devices ideal for use in wet and corrosive environments
- EPTR rubber part provides outstanding resistance to wet and damp environments, extreme temperature variations, water, acids, alkalis, grease, oils and many automotive and industrial lubricants and solvents
- Plug and connector husk is molded to a bondable nylon body, providing a device that withstands physical abuse
- Interlocking “tongue and groove” construction seals out water, moisture and dirt when plugs are mated with connectors
- Multi-point sealing system utilizes nut, strain relief washer and rubber bushing to form a watertight cord grip seal
- Non-magnetic stainless steel fast-threading assembly screws won't interfere with sensitive equipment
- Connector “hood” closure cap seals device when not in use
- Most devices also available in black. Check for availability
- Devices are UL and CSA listed and have enclosure ratings of NEMA 4, 4X, 12 and IEC IP66, IP67 when mated or with cover closed
- Backed by a lifetime warranty

**Wetguard® Straight Blade Plugs, Connectors, Inlets, Outlets and Receptacles**

15A Wetguard® Straight Blade Devices						
Rating		15A-125V	15A-125V	15A-250V	15A-277V	15A-347V
Configuration		2P 2W	2P 3W	2P 3W	2P 3W	2P 3W
NEMA						
		1-15	5-15	6-15	7-15	24-15
Description	Color	Cat. No.	Cat. No.	Cat. No.	Cat. No.	Cat. No.
Plug	Yellow	14W04	14W47*	14W49	14W34	14W15
Plug Cap		14W*	14W*	14W*	14W*	—
Connector		15W04	15W47*	15W49	15W34	15W16
Connector Cap		50W50*	50W50*	50W50*	50W50*	50W50*
Single Outlet		90W04-S	90W47-S	90W49-S	—	—
Duplex Outlet		80W04-D	80W47-D	80W49-D	—	—
Single Inlet		59W04	59W47	59W49	—	—
Connector for Single Inlet		79W04-C	79W47-C	79W49-C	—	—
Single Receptacle		—	5261-CR	5661-CR	—	—
Receptacle Cover w/Gasket		—	60W03*	60W03*	—	—

NEMA configuration diagrams represent plug blade configuration.  
 \*Available in black. To order, add “-B” suffix to catalog number



15W47



79W04-C







5261-CR



**Related Products**

See section H for more information on the entire line of watertight wiring devices.

15/10A and 20A Wetguard® Straight Blade Devices					
Rating		15A-125V 10A-250V	15A-125V	15A-250V	15A-277V
Configuration		3P 3W	2P 3W	2P 3W	2P 3W
NEMA					
		Non-NEMA	5-20	6-20	24-20
Description	Color	Cat. No.	Cat. No.	Cat. No.	Cat. No.
Plug	Yellow	14W07	14W33*	14W48	14W17
Plug Cap		14W*	14W*	14W*	14W*
Connector		15W07	15W33	15W48	15W18
Connector Cap		50W50*	50W50*	50W50*	50W50*
Single Outlet		90W07-S	90W33-S	90W48-S	—
Duplex Outlet		80W07-D	—	—	—
Single Inlet		59W07	59W33	59W48	—
Connector for Single Inlet		79W07-C	79W33-C	79W48-C	—
Single Receptacle		—	5361-CR	5461-CR	—
Receptacle Cover w/Gasket		—	60W03*	60W03*	—

NEMA configuration diagrams represent plug blade configuration.  
 \*Available in black. To order, add “-B” suffix to catalog number



14W07



14W



90W48

### SPOTLIGHT

#### Wetguard® Watertight

The Wetguard® line consists of a comprehensive array of plugs, connectors, inlets, outlets, covers and an industry exclusive FD Box system that allows mounting of single-gang devices in multi-gang configurations. Visit [www.leviton.com/wetguard](http://www.leviton.com/wetguard) for more information.



**RHINO-HIDE® NEMA WIRING DEVICES****Rhino-Hide® NEMA Wiring Devices****Rugged Connectors for Extreme Environments**

Rhino-Hide® NEMA wiring devices are the only connectors in this class to carry a true watertight/submersible rating, making them suitable for the wettest environments, including those where plugs and connectors may be subject to immersion in mud or water. The high-performance TPV material used in plugs and connectors offers superior resistance (as compared with ordinary rubber) to water, chemicals and UV exposure for long-lasting performance.

**NEMA Wiring Group****Features and Benefits**

- Submersible, watertight, and dust-tight for outdoor and other wet environments; rated to NEMA Enclosure Type 3R, 4, 4X, 6, 6P, 12, 13 and IP66/IP67/IP68/IP69K (high-pressure steam cleaning); ABS certified — suitable for marine environments
- Threaded connections make these devices ideal in high-vibration environments such as oil-drilling and mining operations
- Coated aluminum components provide superior corrosion resistance to bare aluminum, especially in salt-air environments, which extends service life of the device and facilitates easier installation and removal of threaded components
- Nickel-plated brass electrical contacts provide superior electrical performance and corrosion resistance for extended service life
- Devices are compatible with other manufacturers' devices as well as standard NEMA configured devices
- Available in seven voltage/ampereage configurations

Continued on next page

Continued from previous page

### Rhino-Hide® NEMA Wiring Devices

#### Features and Benefits

##### Receptacles

- The only submersible receptacle in its class
- Industry exclusive self-closing cover automatically seals receptacle when not in use - cover cannot be lost or left off
- Industry exclusive integral hasp provides OSHA lockout/tagout capabilities for added safety
- Wire pigtails make it faster and easier to install
- Mounts to common FS/FD cast device boxes
- Black oxide coated stainless steel assembly screws prevent corrosion from exposure and galvanic activity between screws and receptacle flange

##### Plugs & Connectors

- Plugs and connectors are submersible when mated or with protective cap installed (connector only)
- High-performance TPV components withstand extreme temperatures, are UV stabilized and resistant to water, oils, and other chemicals
- Industry exclusive variable adjust, watertight strain relief system speeds assembly and provides more reliable performance than conventional rubber boot type systems
- Machined aluminum components are hard anodized to prevent corrosion and pitting
- Stainless steel assembly hardware resists corrosion
- Coated wire rope cover lanyard on connector is more durable than conventional beaded chain type lanyards, minimizing the chances of lost covers that result in damage from exposure to the elements
- Available with black or yellow bodies

#### NEMA Straight Blade Devices — 15A and 20A

Amp	Volt	NEMA Configuration	Cat. No.				
			Blade Type	Body Color	Plug*	Connector*	Receptacle
15	125	5-15	Straight	Black	LNR80-1E	LNR86-1E	LNR96-1
15	125	L5-15	Locking	Black	LNR80-5E	LNR86-5E	LNR96-5
15	250	6-15	Straight	Black	LNR80-2E	LNR86-2E	LNR96-2
15	250	L6-15	Locking	Black	LNR80-6E	LNR86-6E	LNR96-6
15	277	7-15	Locking	Black	LNR80-7E	LNR86-7E	LNR96-7
20	125	5-20	Straight	Black	LNR80-3E	LNR86-3E	LNR96-3
20	250	6-20	Straight	Black	LNR80-4E	LNR86-4E	LNR96-4

\*To order yellow bodied plugs and connectors, replace "E" at end of catalog number with "Y"



Receptacle



Plug and Connector

**python® Hinged Industrial Grade Plugs and Connectors**

**python® Industrial Grade Plugs and Connectors**

**Features and Benefits**

- Features hinged design for fast, easy, installation and assembly
- Tough high-impact body
- Triple-drive screws for easy wiring — standard, Philips, Robertson
- Wide cord clamp range, 18-3 SVT-10-3 ST (.245"-.700")
- Clear thermoplastic back cover for easy visual inspection of wiring

**15A 2-Pole, 3-Wire, Grounding**

Rating	15A-125V	15A-125V	15A-250V	15A-250V
NEMA				
	5-15P	5-15R	6-15P	6-15R
Description	Cat. No. Plug	Cat. No. Connector	Cat. No. Plug	Cat. No. Connector
Black Nylon Body	5256-VB	5259-VB	—	—
High-Visibility Yellow Nylon Body	5256-VY	5259-VY	15656-VY	15659-VY
Angle High-Visibility Yellow Nylon Body	5256-VA	—	—	—



5256-VA



5456-VY

**2-Pole, 3-Wire, Grounding**

Rating	20A-125V	20A-125V	20A-250V	20A-250V
NEMA				
	5-20P	5-20R	6-20P	6-20R
Description	Cat. No. Plug	Cat. No. Connector	Cat. No. Plug	Cat. No. Connector
Black Nylon Body	5356-VB	5359-VB	5456-VY	5459-VY
High-Visibility Yellow Nylon Body	5356-VY	5359-VY	—	—
Angle High-Visibility Yellow Nylon Body	5356-VA	—	5456-VA	—



5459-VY











## python® Hospital Grade Plugs and Connectors

### Features and Benefits

- Features a hinged design for fast, easy, installation and assembly
- Tough high-impact body
- Triple-drive screws for easy wiring — standard, Philips, Robertson
- Wide cord clamp range, 18-3 SVT-10-3 ST (.245"-.700")
- Hospital grade devices meet the highest standards for dependable, long term performance
- Unmatched quality and performance confirmed by rigorous UL 498 testing
- Clearly identified by green dot

### 2-Pole, 3-Wire, Grounding

Rating	15A-125V	15A-125V	15A-250V	15A-250V
NEMA				
	5-15P	5-15R	6-15P	6-15R
Description	Cat. No. Plug	Cat. No. Connector	Cat. No. Plug	Cat. No. Connector
White Nylon Body	8256-V	8259-V	8656-V	8659-V
Rating	20A-125V	20A-125V	20A-250V	20A-250V
NEMA				
	5-20P	5-20R	6-20P	6-20R
Description	Cat. No. Plug	Cat. No. Connector	Cat. No. Plug	Cat. No. Connector
White Nylon Body	8356-V	8359-V	8456-V	8459-V



8256-V




8356-V

## Midget Devices

### Features and Benefits

- Devices feature heavy-duty nylon construction for top performance in the environmental extremes of grueling industrial settings
- Offers a smaller form factor for limited-space applications
- Backed by a lifetime warranty

### 2-Pole, 2-Wire Non-Grounding

Rating	15A-125V
NEMA	
	MS2
Description	Cat. No. Plug
Straight	MS2-P
Angle	MS2-AP



MS2-P

**Integrated Power Inlets and Outlets with Weather-Resistant Covers**

Straight Blade Devices

**Features and Benefits**

- Engineered to IP64 and NEMA 3R Protection Ratings
- Suitable for industrial indoor and outdoor use
- Glass-filled thermoplastic cover and plate provide outstanding impact resistance and durability
- UL 94 VO Flammability Rating
- IP64 Suitability Rating protects against dust particles and splashing water
- NEMA Type-3R Enclosure Rating ensures protection against rain, sleet and damage from external ice formations
- Available with standard wire wells or with slots that accept fork terminals
- Dual gaskets, one under plate and one under lid, for weather-resistant fit
- Stainless steel external hardware resists corrosive effects of moisture
- Large thumb-tab makes it easy to open cover with gloved hand
- Mounts to panels or FS/FD boxes
- UL Listed and CSA Certified for wet locations with cover closed

**15A 2-Pole, 3-Wire, Grounding**

Rating	15A-125V	15A-125V
NEMA		
	5-15P	5-15R
Description	Cat. No. Flanged Inlet	Cat. No. Flanged Outlet
Standard Wire Wells	<a href="#">5278-CWP</a>	<a href="#">5279-CWP</a>
Slots for Fork Terminals	<a href="#">5278-FWP</a>	<a href="#">5279-FWP</a>



5278-CWP

**20A 2-Pole, 3-Wire, Grounding**

Rating	20A-125V	20A-125V	20A-250V	20A-250V
NEMA				
	5-20P	5-20R	6-20P	6-20R
Description	Cat. No. Flanged Inlet	Cat. No. Flanged Outlet	Cat. No. Flanged Inlet	Cat. No. Flanged Outlet
Standard Wire Wells	<a href="#">15378-CWP</a>	—	<a href="#">5478-CWP</a>	<a href="#">5479-CWP</a>



15378-CWP

**SPOTLIGHT**

**Industrial Devices**

For over 107 years, Leviton has been helping businesses power their equipment safely, reliably, and efficiently. The Leviton line of rugged industrial electrical products comprises devices rated up to 1100A at 1000V, and includes devices with watertight and dust-tight ratings. For more information on Industrial devices visit us online at [www.leviton.com/industrial](http://www.leviton.com/industrial)



## 30A, 50A and 60A Devices

### Industrial Grade Power Devices

Built from durable thermoplastic, Leviton power receptacles — in flush mount, surface mount and panel mount versions — come equipped with heavy-gauge, double-wire copper alloy contacts. To ensure correct and speedy wiring, terminals have ID markings. Flush mount receptacles fit Leviton's wide range of 2.15"-diameter wallplates and mounting hardware is included. Angle plugs are made of tough, heavy-duty nylon for a long dependable service life.

279-PM, 5054 and 279



#### Features and Benefits

- Heavy-gauge, double-wipe copper alloy contacts
- Easy-to-wire terminals accept up to #4 AWG conductors
- Terminals marked for easy identification and fast wiring
- All mounting hardware included
- Flush-mount devices fit single or two-gang outlet boxes
- Surface-mount devices are commercial grade and have concentric knockouts for 3/4" and 1" conduit and adjustable cord clamp for back and bottom entrance of cable

#### Angle Plugs

- Rugged cord clamp for secure cable grip accommodates cord diameters from .625" to 1.375" and does not tear conductor jacket
- Made of tough, heavy-duty nylon for long service life
- Devices feature heavy-sectioned dead-front right-angle
- Pressure-clamp terminal design
- Terminals accept up to #4 AWG stranded conductors
- Four-way positioning front module
- Solid brass blades for maximum conductivity

**30A, 50A and 60A Industrial Grade Power Devices**

**30A Single Receptacles and Plugs**

Rating	30A-125V	30A-125V	
NEMA			
	5-30P	5-30R	
Description	Cat. No.	Cat. No.	Wallplate Information
Flush Mount Receptacle	—	5371	Fits all wallplates with 2.15" diameter center hole
Flush Mount Receptacle, Isolated Ground	—	5371-IG	Fits all wallplates with 2.15" diameter center hole
Angle Plug	9530-P	—	



9530-P

Rating	30A-125V	30A-125V	
NEMA			
	TT-30P	TT-30R	
Description	Cat. No.	Cat. No.	Wallplate Information
Flush Mount Receptacle for Recreational Vehicles	—	7313	Fits all wallplates with 2.15" diameter center hole
Angle Plug	830-T	—	



830-T

Rating	30A-250V	30A-250V	
NEMA			
	6-30P	6-30R	
Description	Cat. No.	Cat. No.	Wallplate Information
Flush Mount Receptacle	—	5372	Fits all wallplates with 2.15" diameter center hole
Flush Mount Receptacle, Isolated Ground	—	5372-IG	Fits all wallplates with 2.15" diameter center hole
Surface Mount Receptacle	—	5376	Fits all wallplates with 2.15" diameter center hole
Angle Plug	9630-P	—	



5376

Rating	30A-277V	30A-277V	
NEMA			
	7-30P	7-30R	
Description	Cat. No.	Cat. No.	Wallplate Information
Flush Mount Receptacle	—	9730-A	Fits all wallplates with 2.15" diameter center hole
Angle Plug	9730-P	—	



9730-P

## 50A Single Receptacles and Plugs

Rating	50A-125V 50A-125V		
NEMA			
	5-50P	5-50R	
Description	Cat. No.	Cat. No.	Wallplate Information
Flush Mount Receptacle	—	5373	Fits all wallplates with 2.15" diameter center hole
Angle Plug	9550-P	—	



5373

Rating	50A-250V 50A-250V		
NEMA			
	6-50P	6-50R	
Description	Cat. No.	Cat. No.	Wallplate Information
Flush Mount Receptacle	—	5374	Fits all wallplates with 2.15" diameter center hole
Flush Mount Receptacle, Isolated Ground	—	5374-IG	Fits all wallplates with 2.15" diameter center hole
Surface Mount Receptacle	—	5378	Fits all wallplates with 2.15" diameter center hole
Angle Plug	9650-P	—	



5374-IG

Rating	50A-277V 50A-277V		
NEMA			
	7-50P	7-50R	
Description	Cat. No.	Cat. No.	Wallplate Information
Flush Mount Receptacle	—	9750-A	Fits all wallplates with 2.15" diameter center hole
Angle Plug	9750-P	—	



9750-A

## 3-Pole, 3-Wire, Non-Grounding

Rating	30A-125/250V		
NEMA			
	10-30P	10-30R	
Description	Cat. No.	Cat. No.	Wallplate Information
Flush Mount Receptacle	—	5207	Fits all wallplates with 2.15" diameter center hole
Surface Mount Receptacle	—	5054	Fits all wallplates with 2.15" diameter center hole
Angle Plug	9332-P	—	



5206

Rating	50A-125/250V		
NEMA			
	10-50P	10-50R	
Description	Cat. No.	Cat. No.	Wallplate Information
Flush Mount Receptacle	—	5206	Fits all wallplates with 2.15" diameter center hole
Surface Mount Receptacle	—	5050	Fits all wallplates with 2.15" diameter center hole
Angle Plug	9450-P	—	



9450-P

**30A, 50A, 60A | Power Devices**

**30A, 50A and 60A Industrial Grade Power Devices**

**3-Pole, 4-Wire, Grounding**

<b>Rating</b>	<b>30A-125/250V</b>		
NEMA			
	14-30P	14-30R	
<b>Description</b>	<b>Cat. No.</b>	<b>Cat. No.</b>	<b>Wallplate Information</b>
Flush Mount Receptacle	—	278	Fits all wallplates with 2.15" diameter center hole
Panel Mount Receptacle	—	278-PM	Fits all wallplates with 2.15" diameter center hole
Surface Mount Receptacle	—	55054	Fits all wallplates with 2.15" diameter center hole
Angle Plug	9432-P	—	



279-PM

<b>Rating</b>	<b>50A-125/250V</b>		
NEMA			
	14-50P	14-50R	
<b>Description</b>	<b>Cat. No.</b>	<b>Cat. No.</b>	<b>Wallplate Information</b>
Flush Mount Receptacle	—	279	Fits all wallplates with 2.15" diameter center hole
Panel Mount Receptacle	—	279-PM	Fits all wallplates with 2.15" diameter center hole
Surface Mount Receptacle	—	55050	Fits all wallplates with 2.15" diameter center hole
Angle Plug	9452-P	—	



55050

<b>Rating</b>	<b>60A-125/250V</b>		
NEMA			
	14-60P	14-60R	
<b>Description</b>	<b>Cat. No.</b>	<b>Cat. No.</b>	<b>Wallplate Information</b>
Flush Mount Receptacle	—	9460	Fits all wallplates with 2.465" diameter center hole
Flush Mount Receptacle, Isolated Ground	—	9460-IG	Fits all wallplates with 2.465" diameter center hole
Angle Plug	9462-P	—	



9460

**3-Pole, 4-Wire, 3 Phase, Grounding**

<b>Rating</b>	<b>30A-250V 3Ø</b>		
NEMA			
	15-30P	15-30R	
<b>Description</b>	<b>Cat. No.</b>	<b>Cat. No.</b>	<b>Wallplate Information</b>
Flush Mount Receptacle	—	8430	Fits all wallplates with 2.465" diameter center hole
Angle Plug	8432-P	—	



8430

<b>Rating</b>	<b>50A-250V 3Ø</b>		
NEMA			
	15-50P	15-50R	
<b>Description</b>	<b>Cat. No.</b>	<b>Cat. No.</b>	<b>Wallplate Information</b>
Flush Mount Receptacle	—	8450	Fits all wallplates with 2.465" diameter center hole
Flush Mount Receptacle, Isolated Ground	—	8450-IG	Fits all wallplates with 2.465" diameter center hole
Angle Plug	8452-P	—	



8452-P

Continued on next page

Continued from previous page

3-Pole, 4-Wire, 3 Phase, Grounding			
Rating	60A-250V 3Ø		
NEMA			
	15-60P	15-60R	
Description	Cat. No.	Cat. No.	Wallplate Information
Flush Mount Receptacle	—	8460	Fits any wallplate with 2.465" diameter center hole
Angle Plug	8462-P	—	



8462-P

4-Pole, 4-Wire, 3 Phase, Non-Grounding			
Rating	30A-120/208V 3ØY		
NEMA			
	18-30P	18-30R	
Description	Cat. No.	Cat. No.	Wallplate Information
Flush Mount Receptacle	—	8330	Fits any wallplate with 2.465" diameter center hole
Angle Plug	8332-P	—	



8330

Rating	50A-120/208V 3ØY		
NEMA			
	18-50P	18-50R	
Description	Cat. No.	Cat. No.	Wallplate Information
Flush Mount Receptacle	—	8350	Fits any wallplate with 2.465" diameter center hole
Angle Plug	8352-P	—	



8350

Rating	60A-120/208V 3ØY		
NEMA			
	18-60P	18-60R	
Description	Cat. No.	Cat. No.	Wallplate Information
Flush Mount Receptacle	—	8360	Fits any wallplate with 2.465" diameter center hole
Angle Plug	8362-P	—	



8362-P

**30A | Dual Power Attachment Plugs**

**Dual Power Attachment Plugs**

**Features and Benefits**

- Tough thermoplastic shell for long life
- Shell and bottom are hinged in front for ease of assembly
- Solid brass blades with color-coded terminals simplify wiring
- Each dual combination plug supplied with 30A blades and flat 50A blade
- Dead front right angle construction
- Interchangeable blades eliminate need for stocking different devices
- Built-in rejection feature prevents closure if blades are incorrectly positioned
- Versatile cord clamp suitable for use with #14, #12, #10, #8 and #6 AWG round cord and #10/3 SRDT, #8/2-10/1 SRDT and #6/2-8/1 flat wire
- Wiring stripping gauge molded into plug cover
- Backed by a limited 10-year warranty

**Dual Power Attachment Plugs**

<b>Rating</b>	30A-125V/50A-125V		
NEMA			
	5-30P	5-50P	
<b>Description</b>	<b>Color</b>	<b>Cat. No. Plug</b>	
Vinyl Angle Plug Interchangeable Blades, Cord Dia. Range .630"-1.050"	Black	930	
<b>Rating</b>	30A-250V/50A-250V		
NEMA			
	6-30P	6-50P	
<b>Description</b>	<b>Color</b>	<b>Cat. No. Plug</b>	
Vinyl Angle Plug Interchangeable Blades, Cord Dia. Range .630"-1.050"	Black	931	
<b>Rating</b>	30A-250V/50A-250V		
NEMA			
	10-30P	10-50P	
<b>Description</b>	<b>Color</b>	<b>Cat. No. Plug</b>	
Vinyl Angle Plug Interchangeable Blades, Cord Dia. Range .687"-1.050"	Black	287-T	
<b>Rating</b>	30A-125/250V/50A-125/250V		
NEMA			
	14-30P	14-50P	
<b>Description</b>	<b>Color</b>	<b>Cat. No. Plug</b>	
Vinyl Angle Plug Interchangeable Blades, Cord Dia. Range .750"-1.125"	Black	275-T	
<b>Rating</b>	30A-125V		
NEMA			
	TT-30P		
<b>Description</b>	<b>Color</b>	<b>Cat. No. Plug</b>	
Trailer Travel Vinyl Angle Plug for use with 7313 Receptacle, Cord Dia. Range .687"-.875"	Black	830-T	



930



931



287-T



275-T





# Combination Devices

# C

Traditional .....	C-2
Decora® .....	C-4
Combination Devices.....	C-5
USB Charger Combination Devices.....	C-6
SmartlockPro® GFCI Combination Devices.....	C-7
LED Sensor Guide Lights.....	C-8



## TRADITIONAL

### Traditional Combination Devices

Leviton's combination devices offer pleasing, practical designs that fit standard wallboxes. Switch/switch, switch/receptacle and switch/pilot light combinations are available. These devices come in a range of colors and are backed by a limited two-year warranty.

#### Sample Traditional Devices



#### Features and Benefits

- AC quiet switches have silver-cadmium oxide contacts and receptacles have double-wire contacts for maximum conductivity
- All devices have a grounding screw, except where noted
- Terminal screws accept up to #12 AWG copper or copper-clad wire
- Fit standard wallboxes
- Break-off tabs on devices with switches permit conversion to separate feeds
- Limited 2-year warranty

#### Tamper-Resistant Receptacles

- Shutter mechanism inside the receptacle blocks access to the contacts unless a two-prong plug is inserted, helping ensure hairpins, keys, etc., will be locked out
- TR symbol on residential receptacles assures they meet the NEC requirement
- Heavy-duty construction offers long, trouble-free service life

**Color Choices** Traditional combination devices are offered in a wide range of colors. To order colors, add suffix to Cat. No.



#### Related Products

Leviton carries a complete line of traditional switches. See page A-2 in the Switches & Motor Controls section for more information. Leviton carries a complete line of traditional receptacles. See page B-3 in the Straight Blade Devices section for more information.

## 15A, 20A Combination Devices

Rating	Switch: 15A-120V AC Receptacle: 15A-125V	Switch: 20A-120V AC Receptacle: 20A-125V
--------	---	---

NEMA		
	5-15R	5-20R

Description	Color	Cat. No.	Cat. No.
Single Pole Switch/ Tamper-Resistant Receptacle*	White	T5225-W	—
	Ivory	T5225-I	—
	Light Almond	T5225-T	—
	Brown	T5225	—
Single Pole Switch/Receptacle*	White	5225-W	5335-W
	Ivory	5225-I	5335-I
	Light Almond	5225-T	—
	Black	—	5335-E
	Brown	5225	5335

Rating	15A-120/277V AC	20A-120/277V AC
--------	-----------------	-----------------

Description	Color	Cat. No.	Cat. No.
Two Single Pole Switches, non-ground	White	5224-W	—
	Ivory	5224-I	—
	Brown	5224	—
Two Single Pole Switches*	White	5224-2W	5334-W
	Ivory	5224-2I	5334-I
	Light Almond	5224-2T	—
	Brown	5224-2	5334

Rating	Switch: 15A-120V AC Pilot Light: 1/25W-125V AC	Switch: 20A-120V AC Pilot Light: 1/25W-125V AC
--------	---	---

NEMA		
	5-15R	5-20R

Description	Color	Cat. No.	Cat. No.
Single Pole Switch/ Pilot Light*	White	5226-W	—
	Ivory	5226-I	5336-I
	Light Almond	5226-T	—
	Brown	5226	5336

Rating	15A-120/277V AC
--------	-----------------

Description	Color	Cat. No.
3-Way Switch/Single Pole Switch*	White	5241-W
	Ivory	5241-I
	Light Almond	5241-T
	Brown	5241
Two 3-Way Switches*	White	5243-W
	Ivory	5243-I
	Light Almond	5243-T
	Brown	5243

Rating	Switch: 15A-120/277V AC Receptacle: 15A-125V
--------	---

Description	Color	Cat. No.
3-Way Switch/ Receptacle*	White	5245-W
	Ivory	5245-I
	Brown	5245



T5225-W



5224-W



5226-W



5241-I

\*With ground screw

Continued on next page

## Decora® Combination Devices

Decora® combination devices offer switch/switch, switch/receptacle and switch/pilot light pairings in sleek packages suitable for the finest interiors. For the ultimate in convenience and safety, the Decora® Combination Switch/SmartlockPro® GFCI receptacles pair a single pole switch with a GFCI receptacle equipped with Leviton's pioneering true dead-face design. The USB Charger Devices offers powerful charging capabilities to get your electronic devices up and running fast.

### Sample Decora® Combination Devices



### Features and Benefits

- Elegant Decora® styling provides multiple controls in a single-gang wallbox
- Impact-resistant thermoplastic and double-wipe contacts
- Common shunted internally to all switches
- Limited 2-year warranty

#### Tamper-Resistant Receptacles

- Shutter mechanism inside the receptacle blocks access to the contacts unless a two-prong plug is inserted, helping ensure hairpins, keys, etc., will be locked out
- TR symbol on residential receptacles assures they meet the 2008 NEC requirement
- Heavy-duty construction offers long, trouble-free service life

#### USB Charger Devices

- Smart chip recognizes and optimizes the charging requirements of the connected device
- Compatible with most tablets and other electronic mobile devices
- Vertical ports for easy maneuvering and reduced stress on USB cables

#### Hospital Grade USB Charger (Added Features)

- Self-grounding clip
- Extra heavy-duty impact-resistant polyester cover

#### All SmartlockPro® GFCI Combination Devices

- TEST/RESET buttons match device color
- Dual function LED indicator light — provides indication of wiring error and power availability

#### SmartlockPro® GFCI/Sensor Guide Light

- Manual control of sensor light using the TEST/RESET buttons
- Long-lasting, energy efficient LEDs with 20-year life expectancy — no bulbs to replace
- Light sensor provides automatic ON/OFF features

#### SmartlockPro® GFCI/Switch

- Replaces standard switch/outlet combination devices in residential and light commercial installations
- Permits multiple wiring options that allow for GFCI protection of switched load and downstream receptacles

**Color Choices** Decora® combination devices are offered in a wide range of colors. To order colors, add suffix to Cat. No.



White (-W)



Ivory (-I)



Light Almond (-T)



Gray (-G/-GY)



Black (-E)



Brown



Red (-R)

## Decora® Combination Devices

### 15A, 20A Combination Devices

Rating	Switch: 15A-120V AC Receptacle: 15A-125V	Switch: 20A-120V AC Receptacle: 20A-125V
NEMA	5-15R	5-20R

Description	Color	Cat. No.	Cat. No.
Single Pole Switch/ Tamper-Resistant Receptacle	White Ivory Light Almond Black	T5625-W T5625-I T5625-T T5625-E	— — — —
Single Pole Switch/Receptacle	White Ivory Light Almond Black Gray	5625-W 5625-I 5625-T 5625-E 5625-GY	5636-W 5636-I — — —

Rating	Switch: 15A-120V AC Pilot Light: 1/25W-125V AC	Switch: 20A-120V AC Pilot Light: 1/25W-125V AC	
Description	Color	Cat. No.	Cat. No.
Single Pole Switch/Pilot Light	White Ivory	5626-W 5626-I	— —

Rating	15A-120/277V AC	20A-120/277V AC	
Description	Color	Cat. No.	Cat. No.
Two Single Pole Switches	White Ivory Light Almond Black Gray Brown	5634-W 5634-I 5634-T 5634-E 5634-GY 5634	5627-W 5627-I 5627-T — — —
3-Way Switch/ Single Pole Switch	White Ivory Light Almond Black	5641-W 5641-I 5641-T 5641-E	— — — —
Two 3-Way Switches	White Ivory Light Almond	5643-W 5643-I 5643-T	5640-W 5640-I 5640-T



T5625-W



5626-W

Continued on next page



### Related Products

Leviton carries a complete line of Decora® switches. **See page A-16 in the Switches & Motor Controls section for more information.** Leviton carries a complete line of Decora® receptacles. **See page B-20 in the Straight Blade Devices section for more information.** Leviton carries a complete line of Decora® GFCIs. **See page D-3 in the GFCIs and AFCIs section for more information.**

# Combination Devices

RESIDENTIAL



## DECORA® | 15A, 20A

Continued from previous page

### 15A, 20A Combination Switches\*

Rating	Switch: 15A-120V AC Pilot Light: 1/25W-125V AC		
Description	Color	Cat. No.	
3-Way Switch/ Receptacle	White	5645-W	
	Ivory	5645-I	
	Black	5645-E	

Rating	Individual Switches: 15A-120V Device Total: 20A-120V		Individual Switches: 15A-120V Device Total: 20A-120V	
Description	Color	Cat. No. non-grounded		Cat. No. with ground screw
Dual Rockers	White	1754-W		1754-2W
	Ivory	1754-I		—
	Light Almond	1754-T		—
Illuminated Dual Rockers (Light is ON when top rocker is OFF)	White	1754-ILW		—
	Ivory	1754-ILI		—
Three Rockers	White	1755-W		1755-2W
	Ivory	1755-I		1755-2I
	Light Almond	1755-T		—



1755-W

\*Warning: Although each individual rocker switch is rated up to 15A-120V, the total combined load for both duplex or all three triplex switches must not exceed 20 Amps

## Decora® USB Charger Combination Devices

### 15A, 20A USB Charger Combination Switches

Rating	USB Port: 3.6A Receptacle: 15A-125V		USB Port: 3.6A Receptacle: 20A-125V	
Description	Color	Cat. No.		Cat. No.
USB Charger/ Tamper-Resistant Receptacle	White	T5631-2W		—
	Light Almond	T5631-T		—
	Black	T5631-E		—
USB Charger/Duplex Tamper-Resistant Receptacle	White	T5632-W		T5832-W
	Ivory	T5632-I		T5832-I
	Light Almond	T5632-T		T5832-T
	Black	T5632-E		T5832-E
	Gray	T5632-GY		T5832-GY
	Brown	T5632-B		—
	Hospital Grade	White	T5632-HGW	
USB Charger/Duplex Tamper-Resistant Receptacle	Ivory	T5632-HGI		T5832-HGI
	Light Almond	T5632-HGT		T5832-HGT
	Black	T5632-HGE		T5832-HGE
	Gray	T5632-HGG		T5832-HGG
	Brown	T5632-HG		T5832-HG
	Red	T5632-HGR		T5832-HGR

Rating	USB Port: 4.2A	
Description	Color	Cat. No.
4-Port USB Charger	White	USB4P-W
	Ivory	USB4P-I
	Light Almond	USB4P-T
	Black	USB4P-E
	Gray	USB4P-GY



T5632-HGW



T5832-W



USB4P-W



## Decora® SmartlockPro® GFCI-Protected Combination Devices

SmartlockPro® 15A, 20A GFCI-Protected Combination Devices		
Rating	15A-125V @ Receptacle, 20A-125V Feed-through Switch Rating 15A, 1800W @ 120V AC	
Description	Color	Cat. No.
Single Pole Switch and Tamper-Resistant SmartlockPro®	White	GFSW1-W
Slim GFCI-Protected Receptacle with Indicator Light	Ivory	GFSW1-I
	Light Almond	GFSW1-T



GFSW1-W

SmartlockPro® GFCI Receptacle with Professional Grade Lockout   Fed Spec			
Rating	15A-125V @ Receptacle	20A-125V @ Receptacle	20A-125V @ Receptacle
Description	Color	Cat. No.	Cat. No.
SmartlockPro® Single Outlet Tamper-Resistant GFCI Protected Receptacle with Red Pilot Light	White	GFPL1-PLW	GFPL2-PLW
	Ivory	GFPL1-PLI	GFPL2-PLI
	Light Almond	GFPL1-PLT	GFPL2-PLT
	Gray	GFPL1-PLG	GFPL2-PLG
	Black	GFPL1-PLE	GFPL2-PLE
	Brown	GFPL1-PL	GFPL2-PL
	Red	GFPL1-PLR	GFPL2-PLR
Automatic ON/OFF Sensor LED Guide Light and Tamper-Resistant SmartlockPro® GFCI-Protected Receptacle with Indicator Light*	White	GFNL1-W	GFNL2-W
	Ivory	GFNL1-I	GFNL2-I
	Light Almond	GFNL1-T	GFNL2-T
	Black	GFNL1-E	—
Hospital Grade Duplex GFCI with Guide Light and Tamper-Resistant SmartlockPro® GFCI-Protected Receptacle with Indicator Light with self-grounding clip	White	GFNL1-HGW	GFNL2-HGW
	Ivory	GFNL1-HGI	GFNL2-HGI
	Light Almond	GFNL1-HGT	GFNL2-HGT
	Gray	GFNL1-HGG	GFNL2-HGG
	Black	GFNL1-HGE	GFNL2-HGE
	Brown	GFNL1-HG	GFNL2-HG
	Red	GFNL1-HGR	GFNL2-HGR



GFPL2-PLW



GFNL1-HGR



GFNL2-HGW



### Related Products

Leviton carries a complete line of Decora® switches. **See page A-16 in the Switches & Motor Controls section for more information.** Leviton carries a complete line of Decora® receptacles. **See page B-20 in the Straight Blade Devices section for more information.** Leviton carries a complete line of Decora® GFCIs. **See page D-3 in the GFCIs and AFCIs section for more information.**

## Decora® LED Sensor Guide Lights

Our LED Sensor Guide Light Series unites Leviton's quality Decora® wiring devices with energy-saving LED guide lights for a smart combination. The Sensor LEDs turn ON and OFF automatically in switch/guide light or tamper-resistant receptacle/guide light combinations. A full LED guide light version is perfect for hallways and stairways.

### Features and Benefits

#### All Devices

- Impact-resistant face and body
- Long-lasting energy-efficient LED with long life expectancy — no bulbs to replace
- Light sensor provides automatic ON/OFF features
- All devices have a self grounding clip
- Fit standard wall boxes
- Back or side wired

#### Tamper-Resistant Receptacle/Guide Light

- Uses two LEDs
- Shutter mechanism inside the receptacle blocks access to the contacts unless a two-prong plug is inserted, helping ensure foreign objects will be locked out
- Complies with section 406.12 of the NEC Code

#### Combination Switch/Guide Light

- Uses two LEDs
- Single pole
- Neutral required

#### Full LED Guide Light

- Uses three LEDs
- Color Change Kits available for select models

### 15A LED Sensor Guide Lights

**Rating** 15A-125V AC

NEMA



5-15R

Description	Color	Cat. No.
Decora® Tamper-Resistant Receptacle/LED Guide Light	White	T6525-W
	Ivory	T6525-I
	Light Almond	T6525-T
Decora® Single Pole Switch/LED Guide Light	White	6526-W
	Ivory	6526-I
	Light Almond	6526-T

**Rating** 1W-120V AC

Description	Color	Cat. No.
Decora® Full LED Guide Light	White	6527-W
	Ivory	6527-I
	Light Almond	6527-T



T6525-W



6527-W



Self-Test Slim GFCI Receptacles .....	D-2
Commercial Grade .....	D-3
Spec Grade .....	D-5
Extra-Heavy Duty Industrial Grade .....	D-6
Extra-Heavy Duty Hospital Grade .....	D-7
NAFTA .....	D-8
Leaded GFCIs .....	D-9
Combo Pilot Light .....	D-9
DIN Rail .....	D-10
Lev-Lok® .....	D-11
AFCI Receptacles .....	D-14
GFCI Cord Sets .....	D-17
GFCI User Attachables .....	D-19
GFCI Panel Mount .....	D-20




**GFCI RECEPTACLES**

**Tamper-Resistant and Non Tamper-Resistant Self-Test GFCI Receptacles**


The SmartlockPro® Self-Test GFCIs contain the latest innovation in ground fault protection by automatically conducting a periodic internal test to confirm that the GFCI is able to respond to a ground fault. Easy to install, they take up to 25% less space in the wallbox vs. typical GFCIs and can fit into any box, even shallow ones. These slim GFCIs provide all the lockout benefits of our standard SmartlockPro® offering, and are available in tamper-resistant and non tamper-resistant versions. Constructed of resilient thermoplastic and able to withstand high torque levels, self-test GFCIs come in styles for every need, including a combination guide light/receptacle and a blankface device.

**GFTR1-W**


Takes up to 25% less space in the wallbox vs. other GFCIs



Older Model GFCI



SmartlockPro® GFCI



**Color Choices** GFCI receptacles are offered in a wide range of colors. To order colors, add suffix to Cat. No.



## SmartlockPro® Self-Test GFCIs

### Features and Benefits

#### Self-Test

- Provides continuous ground fault protection - detects and trips on actual ground fault even when self-test is being conducted
- On initial power up, tests the GFCI within 3 seconds
- Auto-monitoring exceeds the UL requirement
- Auto adapts and shifts to more frequent testing if potential problem is detected
- Testing frequency regularly updates protection status
- Electronics are designed to minimize any false triggers

#### Standard

- Takes up 25% less space in the wallbox vs. other tamper-resistant GFCIs
- Terminals allow for easy wiring options — back and side wire capable
- External backwire clamps provide positive visual indication of wiring and exhibit very high holding force at standard torque levels
- Standard brass self-grounding clips (excluding WR versions)
- Patented bridge contact provides individual sets of contacts for GFCI receptacle face and downstream receptacles; no power to receptacle face if improperly wired (line-load reversed)
- Patented lockout feature for added safety prevents RESET if GFCI is not operating properly
- Status Indicator Light provides simple, intuitive feedback on power and protection status as well as indication of line/load reversal
- Advanced electronic design provides superior resistance to electrical surges and over-voltages
- Trip threshold meets or exceeds UL requirements for tripping time
- Improved immunity to high frequency noise reduces nuisance tripping
- Impact-resistant thermoplastic cover and body
- TEST and RESET button colors match device face
- Compatible with all Decora® devices and wallplates; available in select Decora® colors
- NAFTA compliant versions available
- Fed Spec Rated
- Limited 2-year warranty

Continued on next page

### SPOTLIGHT

#### Self-Test

*There is a new revision to the UL 943 standard effective June 29, 2015. This new standard requires all GFCI receptacle manufacturers to produce GFCIs with an auto-monitoring (self-test) feature that automatically conducts a periodic internal test to confirm the GFCI is able respond to a ground fault. If a problem is detected during the self-test, the GFCI must automatically trip and deny power or provide a visual and/or audible indication. Visit [www.leviton.com/selftest](http://www.leviton.com/selftest) for more information.*



## GFCI RECEPTACLES | Commercial Grade

Continued from previous page

### SmartlockPro® Self-Test GFCIs

#### Features and Benefits

##### Tamper-Resistant

- TR symbol assures compliance with the National Electrical Code (NEC)
- Shutter mechanism inside the receptacle blocks access to the contacts unless a two-prong or three-prong plug is inserted

##### Duplex Guide Light

- Sensor provides automatic ON/OFF based on ambient lighting
- Dual lens provides visible light with a variety of plugs or transformers
- Custom designed lenses with edge-mounted LEDs improve light dispersion
- Energy-efficient: uses approx. 1W of electricity — no bulbs to replace
- Saves space by eliminating the need to use an outlet for a plug-in night light

##### Weather-Resistant

- Stainless steel strap and screws
- Conformal coated PC board to protect critical components from moisture
- Cold impact resistant face and buttons
- UV stabilized plastics

##### Audible Alert

- Alarm sounds when GFCI trips, providing alert that power has been disconnected from loads plugged in or fed from the GFCI
- Indicator light provides visual status

##### Hospital Grade

- Extra heavy-duty impact-resistant PBT cover
- Passes stringent durability test required for use in healthcare facilities including plug retention and construction integrity

#### SPOTLIGHT

[Leviton.com/GFCI](http://Leviton.com/GFCI)

*The SmartlockPro® Self-Test Series GFCIs offer the latest safety features, such as an Audible Trip Alert, and they fit easily into any wallbox - even shallow ones - making installation a snap. Visit [Leviton.com/GFCI](http://Leviton.com/GFCI) to find Helpful Hints, a GFCI Buying Guide, videos, downloads, interactive models and a wealth of other useful information.*



**SmartlockPro® Self-Test GFCIs Spec Grade**

Back and Side Wired GFCI with Professional Grade Lockout					
Rating	15A-125V @ Receptacle 20A-125V Feed-Through		20A-125V @ Receptacle 20A-125V Feed-Through		
NEMA	 5-15R		 5-20R		
Description	Color	Cat. No.	Cat. No.	Cat. No.	Cat. No.
		TR	Non-TR	TR	Non-TR
Duplex GFCI with LED Indicator Light (with self-grounding clip)	White	GFTR1-W	GFNT1-W	GFTR2-W	GFNT2-W
	Ivory	GFTR1-I	GFNT1-I	GFTR2-I	GFNT2-I
	Light Almond	GFTR1-T	GFNT1-T	GFTR2-T	GFNT2-T
	Gray	GFTR1-GY	GFNT1-GY	GFTR2-GY	GFNT2-GY
	Black	GFTR1-E	GFNT1-E	GFTR2-E	GFNT2-E
	Brown	GFTR1	GFNT1	GFTR2	GFNT2
	Red	—	—	—	GFNT2-R
Duplex Weather-Resistant/ Outdoor Grade GFCI with LED Indicator Light	White	GFWT1-W	GFWR1-W	GFWT2-W	GFWR2-W
	Ivory	GFWT1-I	—	GFWT2-I	—
	Light Almond	GFWT1-T	—	GFWT2-T	—
	Gray	GFWT1-GY	—	GFWT2-GY	—
	Black	GFWT1-E	GFWR1-E	GFWT2-E	GFWR2-E
Duplex GFCI with Guide Light, LED Indicator Lights (with self-grounding clip)	White	GFNL1-W	—	GFNL2-W	—
	Ivory	GFNL1-I	—	GFNL2-I	—
	Light Almond	GFNL1-T	—	GFNL2-T	—
	Black	GFNL1-E	—	—	—
Combination GFCI with Switch, LED Indicator Light (with self-grounding clip)	White	GFSW1-W	—	—	—
	Ivory	GFSW1-I	—	—	—
	Light Almond	GFSW1-T	—	—	—
Duplex GFCI with Audible Trip Alert (with self-grounding clip)	White	GFTA1-W	—	GFTA2-W	—
	Ivory	GFTA1-I	—	GFTA2-I	—
	Light Almond	GFTA1-T	—	GFTA2-T	—

TR: Tamper-Resistant

Blank Face Back and Side Wired GFCI with Professional Grade Lockout		
Rating	20A-125V Feed-Through Switch Rated	
Description	Color	Cat. No.
Blank Face GFCI with LED Indicator (with self-grounding clip)	White	GFRBF-W
	Ivory	GFRBF-I
	Light Almond	GFRBF-T



GFTR2-W



GFWT1-W



GFNL1-W



GFRBF-W



**Related Products**

 Leviton has a comprehensive line of outdoor weather-resistant and while-in-use covers that are ruggedly constructed to withstand the elements. **See pages T-30 to T-34 in the Wallplates & Weather Resistant Covers section for more information.**

## GFCI RECEPTACLES | Industrial Grade

### Extra-Heavy Duty Industrial Grade Self-Test GFCI Receptacles Tamper-Resistant and Weather-Resistant Receptacles

GFTR2-HFW



#### Back and Side Wired GFCI Fed Spec

Rating	15A-125V @ Receptacle 20A-125V Feed-Through	20A-125V @ Receptacle 20A-125V Feed-Through	
NEMA	 5-15R	 5-20R	
Description	Color	Cat. No.	Cat. No.
		TR & WR	TR & WR
Extra-Heavy Duty Industrial Grade Self-Test Duplex GFCI (with self-grounding clip)	White Ivory Light Almond Gray Black Brown Red	G5262-WTW G5262-WTI G5262-WTT G5262-WTG G5262-WTE G5262-WT G5262-WTR	G5362-WTW G5362-WTI G5362-WTT G5362-WTG G5362-WTE G5362-WT G5362-WTR



G5362-WTW

TR: Tamper-Resistant  
WR: Weather-Resistant

## Extra-Heavy Duty Hospital Grade SmartlockPro® Self-Test GFCI Receptacles

Back and Side Wired GFCI with Professional Grade Lockout   Fed Spec					
Rating		15A-125V @ Receptacle 20A-125V Feed-Through		20A-125V @ Receptacle 20A-125V Feed-Through	
NEMA					
		5-15R		5-20R	
Description	Color	Cat. No.	Cat. No.	Cat. No.	Cat. No.
		TR*	Non-TR**	TR*	Non-TR**
GFCI Duplex Receptacle with LED Indicator Light (with self-grounding clip)	White	GFTR1-HGW	GFNT1-HGW	GFTR2-HGW	GFNT2-HGW
	Ivory	GFTR1-HGI	GFNT1-HGI	GFTR2-HGI	GFNT2-HGI
	Light Almond	GFTR1-HGT	GFNT1-HGT	GFTR2-HGT	GFNT2-HGT
	Gray	GFTR1-HGG	GFNT1-HGG	GFTR2-HGG	GFNT2-HGG
	Black	GFTR1-HGE	GFNT1-HGE	GFTR2-HGE	GFNT2-HGE
	Brown	GFTR1-HG	GFNT1-HG	GFTR2-HG	GFNT2-HG
	Red	GFTR1-HGR	GFNT1-HGR	GFTR2-HGR	GFNT2-HGR
Duplex GFCI with Guide Light, LED Indicator Lights (with self-grounding clip)	White	GFNL1-HGW	—	GFNL2-HGW	—
	Ivory	GFNL1-HGI	—	GFNL2-HGI	—
	Light Almond	GFNL1-HGT	—	GFNL2-HGT	—
	Gray	GFNL1-HGG	—	GFNL2-HGG	—
	Black	GFNL1-HGE	—	GFNL2-HGE	—
	Brown	GFNL1-HG	—	GFNL2-HG	—
	Red	GFNL1-HGR	—	GFNL2-HGR	—
Weather-Resistant Outdoor Grade GFCI Duplex Receptacle with LED Indicator Light	White	GFWT1-HGW	—	GFWT2-HGW	—
	Ivory	GFWT1-HGI	—	GFWT2-HGI	—
	Light Almond	GFWT1-HGT	—	GFWT2-HGT	—
	Gray	GFWT1-HGG	—	GFWT2-HGG	—
	Black	GFWT1-HGE	—	GFWT2-HGE	—
	Brown	GFWT1-HG	—	GFWT2-HG	—
	Red	GFWT1-HGR	—	GFWT2-HGR	—



GFNL1-HGR



GFNL2-HGW

\*TR versions are Tamper-Resistant and feature a shutter mechanism inside the receptacle that blocks access to the contacts unless a two-prong plug is inserted.

\*\*Non-TR versions are not Tamper-Resistant


**Related Products**

 For more information on our full line of Hospital grade devices **see section I, Hospital Grade Devices.**

**GFCI RECEPTACLES** | NAFTA Compliant

**SmartlockPro® Self Test NAFTA Compliant Back and Side Wired GFCI with Professional Grade Lockout**

NAFTA Compliant SmartlockPro® Self-Test GFCIs are available for projects subject to the provisions of the North American Free Trade Agreement.

GFCIs and AFCIs

Back and Side Wired GFCI with Professional Grade Lockout   Fed Spec					
Rating		15A-125V @ Receptacle 20A-125V Feed-Through		20A-125V @ Receptacle 20A-125V Feed-Through	
NEMA		 5-15R		 5-20R	
Description	Color	Cat. No.	Cat. No.	Cat. No.	Cat. No.
		TR	Non-TR	TR	Non-TR
NAFTA Compliant Self-Test GFCI with LED Indicator Light (with self-grounding clip)	White	GFTR1-FW	GFNT1-FW	GFTR2-FW	GFNT2-FW
	Ivory	GFTR1-FI	GFNT1-FI	GFTR2-FI	GFNT2-FI
Extra-Heavy Duty NAFTA Compliant Self-Test	White	GFTR1-HFW	GFNT1-HFW	GFTR2-HFW	GFNT2-HFW
	Ivory	GFTR1-HFI	GFNT1-HFI	GFTR2-HFI	GFNT2-HFI
Hospital Grade Duplex GFCI with LED Indicator Light (with self-grounding clip)	Light Almond	GFTR1-HFT	GFNT1-HFT	GFTR2-HFT	GFNT2-HFT
	Gray	GFTR1-HFG	GFNT1-HFG	GFTR2-HFG	GFNT2-HFG
	Black	GFTR1-HFE	GFNT1-HFE	GFTR2-HFE	GFNT2-HFE
	Brown	GFTR1-HF	GFNT1-HF	GFTR2-HF	GFNT2-HF
	Red	GFTR1-HFR	GFNT1-HFR	GFTR2-HFR	GFNT2-HFR



GFTR2-HFR

**SPOTLIGHT**

**NAFTA Compliant, Made in the USA**

Leviton is the smart choice for GFCIs, Lighting Controls, Occupancy/Vacancy Sensors, Relay Control Panels, Submeters and Entertainment Lighting products that meet NAFTA (North American Free Trade Agreement) or ARRA (American Recovery and Reinvestment Act) requirements. For an up-to-date, comprehensive listing of Leviton's NAFTA or ARRA compliant products go to [www.leviton.com/usa](http://www.leviton.com/usa)



**Related Products**

For more information on our Portable GFCI devices and User Attachable GFCIs **see section J, Temporary Power.**



## SmartlockPro® Self-Test Industrial Grade GFCI with Professional Grade Lockout

### Features and Benefits

- Patented bridge contact provides individual sets of contacts for GFCI receptacle face and downstream receptacles; no power to receptacle face if improperly wired (line-load reversal)
- Patented lockout feature for added safety prevents RESET if GFCI is not operating properly
- Provides continuous ground fault protection — detects and trips on actual ground fault even when self-test is being conducted
- Status Indicator Light provides simple, intuitive feedback on power and protection status as well as indication of line/load reversal
- Auto-monitoring exceeds the UL requirement. Auto adapts and shifts to more frequent testing if potential problem is detected. Testing frequency regularly updates protection status. Electronics are designed to minimize any false triggers
- Compatible with all Decora® devices and wallplates; available in select Decora® colors
- Tamper-resistant shutters meet NEC Article 406.12 requirements (where stated)
- Impact and chemical resistant PBT face for longer service life
- Improved strap design provides greater support, even with ears removed
- Fed Spec
- Backed by a limited 2-year warranty

### Isolated Ground GFCI

- Isolated ground terminal pre-wired for quick assembly

### Pilot Light GFCI

- Long-lasting, energy efficient LEDs with 20-year life expectancy — no bulbs to replace
- High-visibility power indicator illuminates when power to the receptacle is present
- Ideal for equipment protection on dedicated branch circuits

### Leaded

- Include #12 AWG TEW line and load leads plus a ground wire for broadest installation flexibility
- Terminals are enclosed for added safety

### SmartlockPro® Self-Test GFCI Receptacle with Professional Grade Lockout Fed Spec

Rating		15A-125V @ Receptacle 20A Feed-Through	20A-125V @ Receptacle 20A Feed-Through
Description	Color	Cat. No.	Cat. No.
SmartlockPro® Isolated Ground Tamper-Resistant GFCI Receptacle	Orange*	GFTR1-IGO	GFTR2-IGO
SmartlockPro® Tamper-Resistant GFCI Receptacle with Pilot Light	White	GFPL1-PLW	GFPL2-PLW
	Ivory	GFPL1-PLI	GFPL2-PLI
	Light Almond	GFPL1-PLT	GFPL2-PLT
	Gray	GFPL1-PLG	GFPL2-PLG
	Black	GFPL1-PLE	GFPL2-PLE
	Brown	GFPL1-PL	GFPL2-PL
	Red	GFPL1-PLR	GFPL2-PLR



GFTR1-IGO



GFPL2-PLW



GFTR2-5LW

### SmartlockPro® Wire Lead Self-Test GFCI Receptacle with Professional Grade Lockout Fed Spec




Rating		15A-125V @ Receptacle 20A-125V Feed-Through	20A-125V @ Receptacle 20A-125V Feed-Through
Description	Color	Cat. No.	Cat. No.
SmartlockPro® Wire Lead Tamper-Resistant Duplex GFCI	White*	GFTR1-5LW	GFTR2-5LW
	Ivory*	GFTR1-5LI	GFTR2-5LI

\*Other colors available upon special request

## SmartlockPro® DIN Rail Self-Test GFCI Receptacles

### Features and Benefits

- Mounting clip provides easy installation in equipment cabinets
- GFCI has two terminals blocks, one for the line side and one for feed-thru
- Terminal block accepts #22-#12 AWG conductors
- 10kA SCCR
- GFCI receptacle is Fed Spec W-C 596 rated

Industrial Grade DIN-Rail GFCI Module 			
Rating		15A-125V 20A Feed-Through	20A-125V 20A Feed-Through
NEMA		 5-15R	 5-20R
Description	Color	Cat. No.	Cat. No.
Duplex Receptacle with Indicator Light	Black	GFNT1-DIN	GFNT2-DIN



GFNT1-DIN




**Related Products**

For more information on our Decora Plus™ Industrial grade DIN-Rail Mount Duplex receptacles **see page B-24 in the Straight Blade Devices section.** For more information on our Surge Protective DIN-Rail Mount receptacles **see page F-35 in the Surge Protective Devices section.**

## Lev-Lok® SmartlockPro® Self-Test GFCI Receptacles

Leviton's Extra-Heavy Duty SmartlockPro® Self-Test GFCI modular receptacles are the perfect solution for those locations that require the added safety of ground fault protection, such as restrooms and kitchens. Suitable for use in all 15A or 20A, 125V commercial applications, these devices are offered in standard and tamper-resistant duplex receptacle versions. With ideal time-saving benefits and excellent safety features like automatic GFCI testing after RESET and built-in end-of-life indication, Leviton's GFCI modular receptacles are the perfect choice for safety.

### MGFT2-W



## GFCI RECEPTACLES | Lev-Lok® Hospital Grade

### Lev-Lok® SmartlockPro® Self-Test GFCI Receptacles

#### Features and Benefits

- Provides continuous ground fault protection — detects and trips on actual ground fault even when self-test is being conducted
- Constructed with impact-resistant PBT cover
- Large triple-wipe, brass “T” line contacts on 20A for superior contact and conductivity
- Status Indicator Light provides simple, intuitive feedback on power and protection status as well as indication of line/load reversal
- Electronics are designed to minimize any false triggers
- Right Angle Wiring module’s thin profile makes it easier to place GFCI receptacle in the box
- #12 AWG THHN wire leads, 6" length on MSTWL series wiring modules
- Wiring module locks and latches to the receptacle body providing double the connection security
- Receptacle to be installed only with Leviton MSTWL series wiring modules
- MSTWL wiring module sold separately

### SmartlockPro® Hospital Grade Self-Test GFCI Receptacles

#### 2-Pole, 3-Wire Grounding Fed Spec

Rating	15A-125V		20A-125V	
NEMA				
	5-15R		5-20R	
Description	Color	Cat. No.	Cat. No.	Cat. No.
Duplex	White	MGFN1-HGW	MGFN2-HGW	MGFN2-HGW
	Ivory	MGFN1-HGI	MGFN2-HGI	MGFN2-HGI
	Light Almond	MGFN1-HGT	MGFN2-HGT	MGFN2-HGT
	Gray	MGFN1-HGY	MGFN2-HGY	MGFN2-HGY
	Black	MGFN1-HGE	MGFN2-HGE	MGFN2-HGE
	Brown	MGFN1-HG	MGFN2-HG	MGFN2-HG
	Red	MGFN1-HGR	MGFN2-HGR	MGFN2-HGR
Duplex, Tamper Resistant	White	MGFT1-HGW	MGFT2-HGW	MGFT2-HGW
	Ivory	MGFT1-HGI	MGFT2-HGI	MGFT2-HGI
	Light Almond	MGFT1-HGT	MGFT2-HGT	MGFT2-HGT
	Gray	MGFT1-HGY	MGFT2-HGY	MGFT2-HGY
	Black	MGFT1-HGE	MGFT2-HGE	MGFT2-HGE
	Brown	MGFT1-HG	MGFT2-HG	MGFT2-HG
	Red	MGFT1-HGR	MGFT2-HGR	MGFT2-HGR



MGFN1-HGI



MGFT2-HGR

**GFCI RECEPTACLES | Lev-Lok® Heavy Duty Spec Grade | Wiring Modules**
**SmartlockPro® Heavy-Duty Self-Test GFCI Receptacles**

2-Pole, 3-Wire Grounding			
Rating	15A-125V		20A-125V
NEMA			
	5-15R		5-20R
Description	Color	Cat. No.	Cat. No.
Duplex	White	MGFN1-W	MGFN2-W
	Ivory	MGFN1-I	MGFN2-I
	Light Almond	MGFN1-T	MGFN2-T
	Gray	MGFN1-GY	MGFN2-GY
	Black	MGFN1-E	MGFN2-E
	Brown	MGFN1	MGFN2
	Red	MGFN1-R	MGFN2-R
Duplex, Tamper Resistant	White	MGFT1-W	MGFT2-W
	Ivory	MGFT1-I	MGFT2-I
	Light Almond	MGFT1-T	MGFT2-T
	Gray	MGFT1-GY	MGFT2-GY
	Black	MGFT1-E	MGFT2-E
	Brown	MGFT1	MGFT2
	Red	MGFT1-R	MGFT2-R



MT789-W

**Lev-Lok® Wiring Modules**

Lev-Lok® Receptacle Wiring Modules			
Device Type	Description	Color	Cat. No.
Receptacles	Stranded	White	MSTWL-A*
	Stranded with Push-Wire Connectors	White	MSTWL-WST*
	Stranded for Emergency Circuits	Red	MSTWL-R*
	Stranded for Isolated Ground Circuits	Orange	MSTWL-IG*
	Stranded with Push-Wire Connectors for Isolated Ground Circuits	Orange	MSTWL-WIG*
	Solid	White	MSTWL-SDA*
	Solid for Isolated Ground Circuits	Orange	MSTWL-SIG*
	Solid with Push-Wire Connectors	White	MSTWL-WSD*
	Stranded XHHW-2 Wire for Low Leakage Circuits**	White	MSTWL-XA***
	Stranded XHHW-2 Wire for Low Leakage Circuits	White	MSTWL-X1***
	Stranded XHHW-2 Wire for Low Leakage Circuits	White	MSTWL-XN***

\*Custom lead lengths available upon request.

\*\*With orange, brown and green wires.

\*\*\*Add suffix of 0 for 6", 1 for 12", 2 for 24" or 3 for 36" long leads; please allow 4 to 6 weeks for delivery



 MSTWL-A  
Wiring Module

## AFCI DEVICES

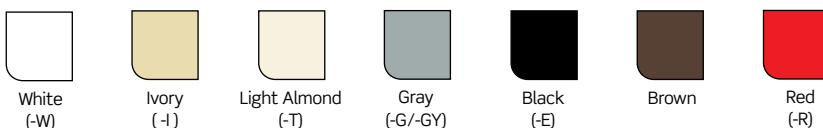
### AFCI Devices

SmartlockPro® Outlet Branch Circuit (OBC) AFCI Devices offer advanced technology to help protect against electrical fires. These devices are designed to interrupt power in the event potentially hazardous arcing is detected, which could originate from a number of sources including damaged wires and cords. Meeting the latest UL requirements for OBC AFCI outlets, they provide protection against series and parallel arcs. SmartlockPro® OBC AFCI devices feature Leviton's patented reset lockout and tamper-resistant technology. AFCI's are now required by the National Electrical Code® (NEC) in many areas of the home.

#### AFTR1-W



**Color Choices** AFCI devices are offered in a wide range of colors. To order colors, add suffix to Cat. No.



**SmartlockPro® Outlet Branch Circuit AFCI Devices**
**Features and Benefits**

- Meets or exceeds latest UL 1699A requirements for arc detection and tripping requirements on both series and parallel arcs
- Device design reduces nuisance tripping
- Impact-resistant thermoplastic cover and body
- TR symbol indicates the device's compliance with the latest NEC® requirements for tamper-resistant receptacles in residences and childcare facilities
- Superior resistance to electrical surges and over-voltages
- Expanded wiring options with nine back-wire holes (two for each line and load connection plus one for ground with an internal clamp)
- Silver alloy contacts
- Coordinates with all Decora® devices and wallplates; available in select colors
- Packed with coordinating wallplate
- Backed by a limited 2-year warranty

**Blank Face**

- May be used on circuits feeding lighting loads as well as other loads such as smoke detectors
- Ideal for installation in locations to make AFCI protection "readily accessible" per NEC requirements

**AFCI/Switch**

- Use for new circuits or modifications to existing circuits where a switch is the first outlet in a branch circuit

**Lockout Action**

- Automatically tests the AFCI every time the RESET button is depressed; the AFCI will not reset if the AFCI circuit is not functioning properly
- Leviton's patented reset/lockout technology prevents the AFCI from being reset in the event of a line-load reversal and stops power from being fed to the AFCI receptacle face or through to downstream devices; an illuminated green LED indicator on the AFCI's face should alert an installer to a line-load wiring reversal if the device is in the tripped state

**SmartlockPro® Outlet Branch Circuit AFCI Receptacles**

Back and Side Wired AFCI w Reset/Lockout			
Rating	15A-125V @ Receptacle 20A-125V Feed-Through	20A-125V @ Receptacle 20A-125V Feed-Through	
NEMA	 5-15R	 5-20R	
Description	Color	Cat. No.	Cat. No.
Tamper-Resistant Outlet	White	AFTR1-W	AFTR2-W
Branch Circuit AFCI	Ivory	AFTR1-I	AFTR2-I
Receptacle with LED Indicator	Light Almond	AFTR1-T	AFTR2-T
	Gray	AFTR1-GY	AFTR2-GY
	Black	AFTR1-E	AFTR2-E
	Brown	AFTR1	AFTR2



AFTR1-W

Continued on next page

**SPOTLIGHT**
**AFCI**

By detecting hazardous arc-faults — and responding by interrupting power — the Leviton SmartlockPro® Outlet Branch Circuit (OBC) AFCI reduces the likelihood of the home's electrical system being an ignition source of a fire due to damage in branch circuit wiring or extensions to the branch circuits. To learn more about OBC AFCI devices home fire safety visit [www.leviton.com/afci](http://www.leviton.com/afci)



## AFCI DEVICES | Outlet Branch Circuit

Continued from previous page

### SmartlockPro® Outlet Branch Circuit AFCI Receptacles

#### Hospital Grade Back and Side Wired AFCI w Reset/Lockout Fed Spec

Rating	15A-125V @ Receptacle 20A-125V Feed-Through	20A-125V @ Receptacle 20A-125V Feed-Through	
NEMA	5-15R	5-20R	
Description	Color	Cat. No.	Cat. No.
Tamper-Resistant Outlet Branch Circuit AFCI Receptacle with LED Indicator, Hospital Grade	White	AFTR1-HGW	AFTR2-HGW
	Ivory	AFTR1-HGI	AFTR2-HGI
	Light Almond	AFTR1-HGT	AFTR2-HGT
	Gray	AFTR1-HGG	AFTR2-HGG
	Black	AFTR1-HGE	AFTR2-HGE
	Brown	AFTR1-HG	AFTR2-HG
	Red	AFTR1-HGR	AFTR2-HGR



AFTR2-HGW

#### Combination AFCI/Switch, Back and Side Wired

Rating	15A-125V Switch 20A-125V Feed-Through	
Description	Color	Cat. No.
Outlet Branch Circuit	White	AFSW1-W
Combination AFCI/Switch with LED Indicator	Ivory	AFSW1-I
	Light Almond	AFSW1-T



AFSW1-W

#### Blank Face Back and Side Wired AFCI with Professional Grade Lockout

Rating	20A-125V Feed-Through	
Description	Color	Cat. No.
Blank Face Outlet Branch Circuit AFCI with LED Indicator	White	AFRBF-W
	Ivory	AFRBF-I
	Light Almond	AFRBF-T




AFRBF-W

### SPOTLIGHT

#### Captain Code's Guide to 2014 NEC® Code Changes

Created for electrical professionals with prior code knowledge, this intuitive guide focuses solely on the latest changes to the National Electrical Code. Complete with expert analysis and suggested product solutions the complete guide is available for free download at: [leviton.com/captaincode](http://leviton.com/captaincode) or register for free access to the interactive code portal at [captaincode.leviton.com](http://captaincode.leviton.com)





## GFCI Cord Sets

### Automatic and Manual Reset GFCI Devices

Leviton's automatic and manual reset GFCI devices are now sleeker and more rugged than ever. These fully OSHA compliant devices are also perfect for use in a variety of temporary power applications, such as recreation and marine vehicles, portable pools and generators, submersible pumps, vending machines and more.

#### Features and Benefits


- Rainproof, outdoor rated GFCI module
- Fully complies with NEC and OSHA regulations for construction sites
- Manual Reset Cord Sets (yellow body) will NOT automatically reset ON when power is applied or restored after a power interruption — RESET button must be actuated
- Automatic Reset Cord Sets (black body) will automatically reset ON when plugged in or when power is restored after a power interruption
- Power indicator light goes OFF if GFCI trips, power is interrupted, or GFCI is unplugged
- Open-neutral protection immediately trips the GFCI if the neutral conductor on the line side is opened, eliminating the possibility of the GFCI having a live hot leg
- Custom cord lengths and configurations available as special order
- Impact-resistant thermoplastic cover and body
- Water-resistant enclosure is sealed by ultrasonic welding
- Fully complies with NEC and OSHA regulations for construction sites
- UL/CSA listed cord sets and user-attachables; UL recognized power supply cords; complies with UL Standard 943 as a Class A GFCI
- CSA certified
- Backed by a limited 2-year warranty

#### GFA15-6C

Rainproof, polycarbonate, ultrasonically welded enclosure provides long service life and excellent resistance to harsh weather

Power Indicator light goes OFF if GFCI trips, power is interrupted or line cord is unplugged

Weather resistant cable



Continued on next page

# GFCIs and AFCIs

CORD SETS



## PORTABLE GFCI CORD SETS | Power Supply Cords

Continued from previous page

### Automatic and Manual Reset GFCI Cord Sets and Power Supply Cords

#### Automatic Reset GFCI Cord Sets and Power Supply Cords

Rating		15A-120V	
NEMA			
		5-15P	5-15R
Description	Color	Cat. No.	
2 ft. Cord Set, Molded, Straight Blade Plug and Connector	Black	GFA15-2C	
6 ft. Cord Set, Molded, Straight Blade Plug and Connector	Black	GFA15-6C	
25 ft. Cord Set, Molded, Straight Blade Plug and Connector	Black	GFA15-25C	
3 ft. Cord Set, Molded, Straight Blade Plug and Triple Tap Connector	Black	GFA15-3TC	
37 ft. Power Supply Cord, Molded, Straight Blade Plug, No Connector	Black	GFA15-37E	
Rating		20A-120V	
NEMA			
		5-20P	5-20R
Description	Color	Cat. No.	
3 ft. Cord Set, Molded, Straight Blade Plug and Connector	Black	GFA20-3C	
37 ft. Power Supply Cord, Molded, Straight Blade Plug, No Connector	Black	GFA20-37E	
Rating		20A-120V	
NEMA			
		L5-20R	L5-20P
Description	Color	Cat. No.	
3 ft. Cord Set, Locking Plug and Connector	Black	GFA20-3LC	



GFA15-3TC



GFA20-37E

#### Manual Reset GFCI Cord Sets

Rating		15A-120V	
NEMA			
		5-15P	5-15R
Description	Color	Cat. No.	
3 ft. Cord Set, Molded, Straight Blade Plug and Connector, 12-3 SJTW Cord	Yellow	GFM15-3C	
25 ft. Cord Set, Molded, Straight Blade Plug and Connector	Yellow	GFM15-25C	
3 ft. Cord Set, Molded, Straight Blade Plug and Triple Tap Connector, 12-3 SJTW Cord	Yellow	GFM15-3TC	
3 ft. Cord Set, Molded, Straight Blade Plug and Connector, 14-3 SJTW Cord, one end features a 14W47 Wetguard® Plug, other end features a 15W47 Wetguard® Connector	Yellow	GFM15-3WC	
Rating		20A-120V	
NEMA			
		5-20P	5-20R
Description	Color	Cat. No.	
3 ft. Cord Set, Molded, Straight Blade Plug and Connector, 12-3 SJTW Cord	Yellow	GFM20-3C	
3 ft. Cord Set, Molded, Straight Blade, Plug and Connector, 12-3 SJTW Cord, one end features a 14W33 Wetguard® Plug, other end features a 15W33 Wetguard® Connector	Yellow	GFM20-3WC	



GFM20-3C

GFCIs and AFCIs

## GFCI User Attachables

### Features and Benefits

- UL 943 Class A GFCI operation with open-neutral protection
- May be pre-wired to cable of any specified length up to 50 feet
- Accept — #18 thru #12 cord sizes Type SJ or ST
- Power indicator light goes off if GFCI trips, power is interrupted or GFCI is unplugged
- Backed by a limited 2-year warranty

**16693**



**16694**



Polycarbonate, ultrasonically welded body provides long service life and excellent resistance to harsh weather

Accepts 12 AWG to 18 AWG 3-wire flexible cord (SJ or ST Type)

Terminal chamber sealed with silicon and foam rubber gaskets for superior protection against moisture

### User Attachable Devices

Right Angle GFCI Plug			
Rating		15A-120V	20A-120V
NEMA			
		5-15P	5-20P
Description	Color	Cat. No.	Cat. No.
Automatic Reset	Black	16693*	16793*
Manual Reset	Yellow	16694*	16794*

\*Please add -1 to the Cat. No. for bulk pack of 30



16693

## GFCI PANEL MOUNT

### GFCI Panel Mount

#### Features and Benefits

- Provides UL 943 Class A GFCI protection (5mA±1mA)
- A “Hi/Lo” voltage detection RED indicator lights when power supply swells or drops at approximately 160V RMS / 70V RMS (+/-10%)
- Rated 20A-120V AC for down-stream loads; units can be easily added to equipment panels
- Rugged UV/impact-resistant polycarbonate housing in high-visibility yellow, with moisture-resistant TEST and RESET buttons
- Rainproof outdoor rated GFCI module
- Automatically resets ON after power interruption
- Open-neutral protection ensures that the GFCI will trip automatically if there's a break in the neutral conductor feeding power to the GFCI
- Meets OSHA requirements for construction sites
- Backed by a limited 2-year warranty

#### Panel Mount GFCI with Hi/Lo Voltage Detection

Rating	20A-120V	
Description	Color	Cat. No.
Panel Mount GFCI	Yellow	46596-Y



46596-Y

#### SPOTLIGHT

#### Temporary Power

Leviton offers a comprehensive line of temporary power products for the commercial, industrial and entertainment market segments. See Section J, our Temporary Power Section, for our full temporary power offering, or visit us online at [www.leviton.com/tempower](http://www.leviton.com/tempower)





# Locking Devices

# E

- NEMA Locking Devices..... E-2
  - 15 Amp Locking Devices..... E-5
  - 20 Amp Locking Devices..... E-7
  - 30 Amp Locking Devices..... E-10
- Non-NEMA Locking Devices ..... E-14
  - 15 Amp Non-NEMA Locking Devices ..... E-14
  - 20 Amp Non-NEMA Locking Devices ..... E-15
  - 30 Amp Non-NEMA Locking Devices ..... E-16
  - 50 Amp Non-NEMA Locking Devices ..... E-17
- Plug & Connector Boots..... E-20
- Watertight Wetguard® Plugs, Connectors, Inlets, Outlets & Receptacles ..... E-22
- Midget Locking Devices ..... E-26
- Combo Locking & Straight Blade Receptacles... E-27
- Integrated Devices..... E-28



## NEMA Locking Devices

### Locking Devices for the Entire Spectrum of Industrial Applications

Leviton's industrial grade locking devices are built to provide unparalleled quality and superior performance in the most severe industrial settings. Leviton combines the best materials available with superior production standards to produce a broad selection of locking devices of unmatched flexibility and dependability.

#### Exposed Connector


Internal wiring chambers isolate individual conductors to prevent flashover, arcing, and stray strands of wire

Transparent wiring chambers provide a means of visual inspection of conductors and terminals

External cord clamp utilizes deep triple drive steel screws that are backed out and positioned inside shrouded pockets. Accepts wire mesh grips

Color-coded terminal screws

One-piece, rivetless, .035" thick brass contacts offer enlarged contact surface areas, improved conductivity, low resistance, low heat and long life



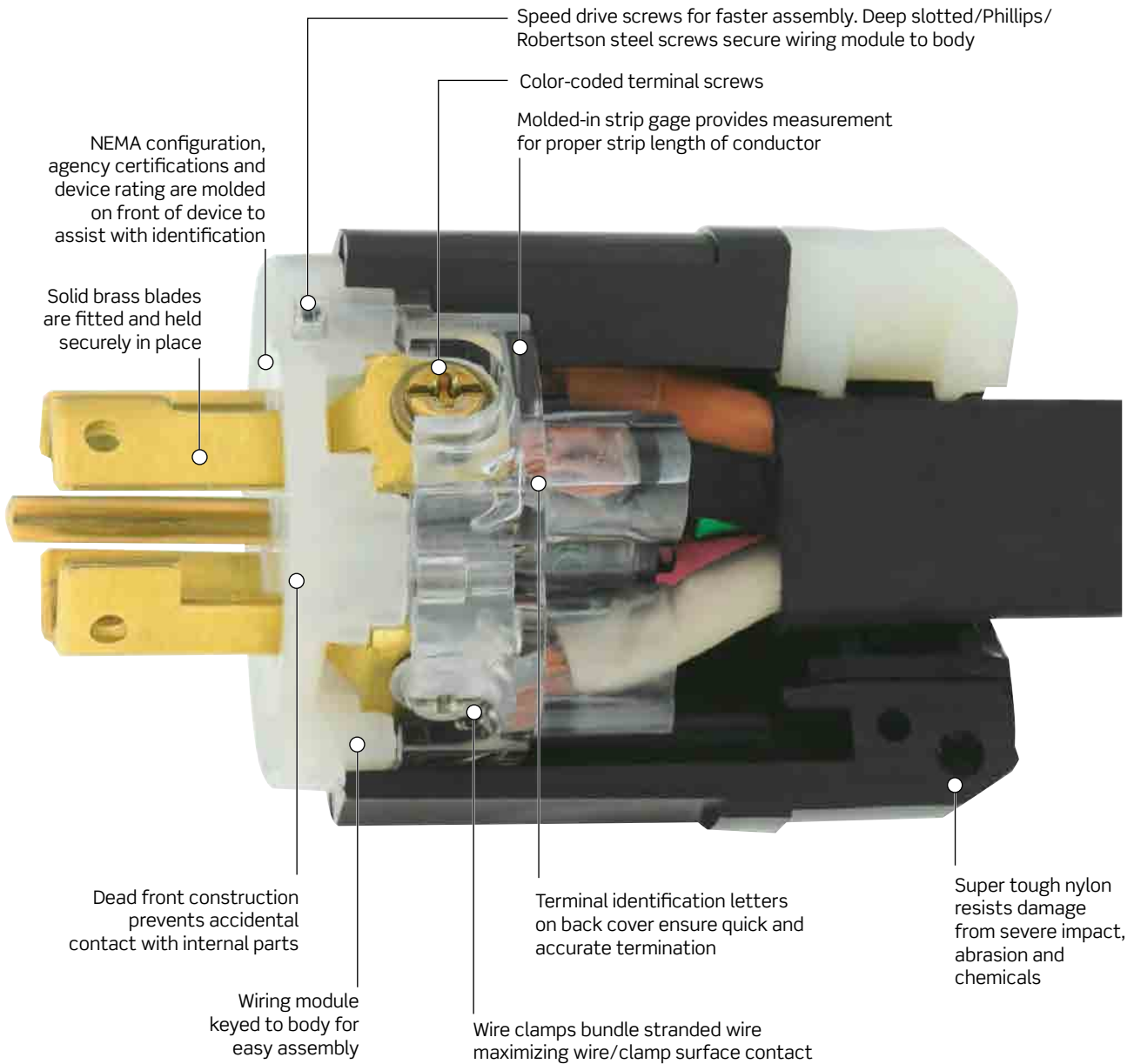
Cable gage identifies maximum cord size allowed with strain relief insert

Ergonomically designed, fluted body with radial gripping ridge creates an ideal surface for gripping, turning and pulling

Combination #10-32 deep slotted/Phillips brass screws withstand high torque

Cleat on contacts cuts oxidation when plug blades enter contact surfaces

**Exposed Plug**



Shrouded pockets in cord clamp prevents slippage of screwdriver blade when tightening clamp screws.



Wire clamps move within individual chambers to provide positive clamp lock without cutting wire strands.



Captive terminal screws eliminate nuisance dropping and searching for missing screws.



Deep-funnelled, large wire wells guide conductors into termination position.

## NEMA

### Locking Flush Receptacles


Engineered for maximum performance with a UL 94 V-0 flammability rating.



#### Sample Receptacles



- Extra thick .050" nickel-plated brass mounting strap
- Stamped-in agency certifications
- Molded-in amperage and voltage rating
- NEMA configuration
- Color-coded voltage rating
- Manufacturer
- Stability ribs
- Uni-body face
- Triple combination head mounting screws



- Molded-in terminal identification letters
- Triple combination mounting screws, multi-terminated design, accepts #8 to #14 solid or stranded conductors
- Seam between front cover and back cover is far from contact working area
- External nickel plated clamps accept #8 to #14 solid or stranded conductors for back and side wiring
- Oversized #10 brass Phillips/Robertson/straight slot drive terminal screw




#### Color-Coded Voltage Ratings

125V	250V	277V AC
125/250V	3ø250V	3ø480V
		600V

One-piece .040" thick brass, high-copper content contacts with nickel-plated clamp type terminals

Contacts deeply seated in thick walled faced



Mechanically-secured all-brass ground path



## 15A NEMA Locking Devices

### Industrial Grade Black & White® Locking Devices

#### Features and Benefits

##### Locking Plugs and Connectors

- Super tough nylon body resists damage from severe impact, abrasion and chemicals
- Ergonomic, fluted body design with radial grip ridge is ideal for gripping, turning and pulling
- Cord clamp does not have to be disassembled from body for wiring — accepts wire mesh connection strain reliefs
- One-piece, rivetless .035" thick brass connector contacts and solid brass plug blades provide maximum conductivity and long service life
- Power Indication™ 15A Locking Plugs & Connectors equipped with green neon bulb rated at 30,000 hours (24/7 for 3.5 years)
- Power Indication™ 20A and 30A Locking Plugs & Connectors equipped with green LED rated at 100,000 hours (24/7 for 10 years)

##### Flanged Inlets and Outlets

- Rugged nylon flange fits flush and won't crack in high abuse applications
- Individual deep-funneled chamfered wire wells guide each wire into rectangular chambers
- Wire clamps bundle stranded wire without cutting wire strands

##### Locking Flush Receptacles



- Rugged nylon body and cover for outstanding resistance to impacts and harsh chemicals
- Double-wipe phosphor-bronze power contacts

##### V-O-Max® Locking Flush Receptacles

- UL 94 V-O flammability rating, the best rating of any material used in Industrial locking flush receptacles available today
- Extra-thick .050" nickel-plated brass mounting strap for high-abuse applications
- Designed for maximum durability: One-piece .040" brass, high copper-content contacts with nickel plated clamp-type terminals
- Color-coded voltage rating on face for easy identification

## 15A-125V

### 2-Pole, 2-Wire Non-Grounding

Rating	15A-125V	
NEMA	 L1-15P	 L1-15R
Description	Cat. No.	Cat. No.
<b>Plugs and Connectors</b>	<b>Plug</b>	<b>Connector</b>
Black & White® Nylon Body	7545-C	7506-C
Flanged Outlet	—	7526-C
<b>Receptacles</b>		
Duplex Flush Receptacle	—	7540
Single Flush Receptacle	—	7535



7545-C

## 15A NEMA | Black & White®

### Industrial Grade Black & White® Locking Devices

15A-125V, 250V and 277V AC

#### 2-Pole, 3-Wire Grounding

Rating	15A-125V		15A-250V		15A-277V AC	
NEMA						
	L5-15P	L5-15R	L6-15P	L6-15R	L7-15P	L7-15R
Description	Cat. No.	Cat. No.	Cat. No.	Cat. No.	Cat. No.	Cat. No.
<b>Plugs and Connectors</b>	<b>Plug</b>	<b>Connector</b>	<b>Plug</b>	<b>Connector</b>	<b>Plug</b>	<b>Connector</b>
Black & White® Nylon Body	4720-C	4729-C	4570-C	4579-C	4770-C	4779-C
All Black Nylon Body	4720-CB	4729-CB	—	4579-B	4770-B	4779-B
Yellow Nylon Body	4720-CY	4729-CY	4570-CY	4579-CY	4770-CY	4779-CY
Power Indication™	4720-PLC	4729-PLC	4570-PLC	4579-PLC	4770-PLC	4779-PLC
Black & White® Nylon Body						
Angle Locking	4720-CA	—	4570-CA	—	4770-CA	—
Black & White® Nylon Body						
<b>Inlets and Outlets</b>	<b>Inlet</b>	<b>Outlet</b>	<b>Inlet</b>	<b>Outlet</b>	<b>Inlet</b>	<b>Outlet</b>
Flanged Device	4716-C	4715-C	4586-C	4585-C	4786-C	4785-C
<b>Receptacles</b>						
Duplex Flush Receptacle, Self Grounding, Back and Side Wired	—	4700	—	4550	—	4750
Duplex Flush Receptacle, Isolated Ground, Back and Side Wired, 6" Green Ground Lead	—	4700-IG	—	4550-IG	—	4750-IG
Duplex Flush Receptacle w/2 Hot Feeds and 1 Neutral Return, Self Grounding, Back and Side Wired	—	4702-IIR	—	—	—	—
Duplex Flush Receptacle w/Split Feed - 2 Hot Feeds and 2 Neutral Returns, Self Grounding, Back and Side Wired	—	4703-IIR	—	—	—	—
Single Flush Receptacle	—	4710	—	4560	—	4760
Single Flush Receptacle, w/Short Strap	—	4710-SS	—	—	—	—
Single Flush Receptacle, Isolated Ground	—	4710-IG	—	4560-IG	—	4760-IG



4716-C



4560-IG



4700

#### Wallplates and Covers

##### 302 Stainless Steel Single Receptacle

1.41" Dia. Opening



84004-40

##### 302 Stainless Steel Duplex Receptacle



84003-40

##### Weather-Resistant Flip Lid Cover for Inlets and Outlets\*

1.72" Dia. Opening IP64 Rated — Includes Gasket & Screws



WP1

\*For use with 15A Locking devices



#### Related Products

For more information on Weather-Resistant Boots for Locking Plugs and Connectors see page E-20. Find the right wallplate for any application. See section T for Wallplates & Weather-Resistant Covers.

## 20A NEMA Locking Devices

### Industrial Grade Black & White® Locking Devices

#### 20A-250V

2-Pole, 2-Wire Non-Grounding		
Rating	20A-250V	
NEMA	L2-20P	L2-20R
Description	Cat. No.	Cat. No.
<b>Plugs and Connectors</b>	<b>Plug</b>	<b>Connector</b>
Black & White® Nylon Body	7102-C	7101-C
Non-Polarized	7102-NP	—
<b>Receptacles</b>		
Single Flush Receptacle	—	7210-B



7102-C

#### 20A-125V, 250V and 277V AC

2-Pole, 3-Wire Grounding						
Rating	20A-125V		20A-250V		20A-277V AC	
NEMA	L5-20P	L5-20R	L6-20P	L6-20R	L7-20P	L7-20R
Description	Cat. No.	Cat. No.	Cat. No.	Cat. No.	Cat. No.	Cat. No.
<b>Plugs and Connectors</b>	<b>Plug</b>	<b>Connector</b>	<b>Plug</b>	<b>Connector</b>	<b>Plug</b>	<b>Connector</b>
Black & White® Nylon Body	2311	2313	2321	2323	2331	2333
All Black Nylon Body	2311-B	2313-B	—	2323-B	—	2333
Yellow Nylon Body	2311-CY	2313-CY	2321-CY	2323-CY	—	—
Power Indication™ Black & White® Nylon Body	2311-PLC	2313-PLC	2321-PLC	2323-PLC	2331-PLC	2333-PLC
Power Indication™ All Black Nylon Body	2311-PLB	2313-PLB	—	—	—	—
<b>Inlets and Outlets</b>	<b>Inlet</b>	<b>Outlet</b>	<b>Inlet</b>	<b>Outlet</b>	<b>Inlet</b>	<b>Outlet</b>
Flanged Device	2315	2316	2325	2326	2335	2336
<b>Receptacles</b>						
V-O-Max® Single Flush Receptacle	—	2310	—	2320	—	2330
V-O-Max® Single Flush Receptacle, Isolated Ground	—	2310-IG	—	2320-IG	—	2330-IG



2311



2313



2310

## 20A NEMA | Black & White®

### Industrial Grade Black & White® Locking Devices

#### 20A-347V AC, 480V AC and 600V AC

2-Pole, 3-Wire Grounding						
Rating	20A-347V AC		20A-480V AC		20A-600V AC	
NEMA	L24-20P	L24-20R	L8-20P	L8-20R	L9-20P	L9-20R
Description	Cat. No.	Cat. No.	Cat. No.	Cat. No.	Cat. No.	Cat. No.
<b>Plugs and Connectors</b>	<b>Plug</b>	<b>Connector</b>	<b>Plug</b>	<b>Connector</b>	<b>Plug</b>	<b>Connector</b>
Black & White® Nylon Body	3721	3723	2341	2343	2351	2353
<b>Inlets and Outlets</b>	<b>Inlet</b>	<b>Outlet</b>	<b>Inlet</b>	<b>Outlet</b>	<b>Inlet</b>	<b>Outlet</b>
Flanged Device	—	3756	2345	2346	2355	2356
<b>Receptacles</b>						
V-O-Max® Single Flush Receptacle	—	3720	—	2340	—	2350
V-O-Max® Single Flush Receptacle, Isolated Ground	—	—	—	—	—	2350-IG



2341



2411

#### 20A-125/250V, 3Ø 250V and 3Ø 480V

3-Pole, 3-Wire Non-Grounding						
Rating	20A-125/250V		20A-3Ø 250V		20A-3Ø 480V	
NEMA	L10-20P	L10-20R	L11-20P	L11-20R	L12-20P	L12-20R
Description	Cat. No.	Cat. No.	Cat. No.	Cat. No.	Cat. No.	Cat. No.
<b>Plugs and Connectors</b>	<b>Plug</b>	<b>Connector</b>	<b>Plug</b>	<b>Connector</b>	<b>Plug</b>	<b>Connector</b>
Black & White® Nylon Body	2361	2363	2371	2373	2381	2383
<b>Inlets and Outlets</b>	<b>Inlet</b>	<b>Outlet</b>	<b>Inlet</b>	<b>Outlet</b>	<b>Inlet</b>	<b>Outlet</b>
Flanged Device	2365	2366	2375	2376	2385	2386
<b>Receptacles</b>						
V-O-Max® Single Flush Receptacle	—	2360	—	2370	—	2380



2413



2433

#### 20A-125/250V, 3Ø 250V and 3Ø 480V

3-Pole, 4-Wire Grounding						
Rating	20A-125/250V		20A-3Ø 250V		20A-3Ø 480V	
NEMA	L14-20P	L14-20R	L15-20P	L15-20R	L16-20P	L16-20R
Description	Cat. No.	Cat. No.	Cat. No.	Cat. No.	Cat. No.	Cat. No.
<b>Plugs and Connectors</b>	<b>Plug</b>	<b>Connector</b>	<b>Plug</b>	<b>Connector</b>	<b>Plug</b>	<b>Connector</b>
Black & White® Nylon Body	2411	2413	2421	2423	2431	2433
<b>Inlets and Outlets</b>	<b>Inlet</b>	<b>Outlet</b>	<b>Inlet</b>	<b>Outlet</b>	<b>Inlet</b>	<b>Outlet</b>
Flanged Device	2415	2416	2425	2426	2435	2436
<b>Receptacles</b>						
V-O-Max® Single Flush Receptacle	—	2410	—	2420	—	2430
V-O-Max® Single Flush Receptacle, Isolated Ground	—	2410-IG	—	2420-IG	—	—



2416

## 20A-3ØY 120/208V, 3ØY 277/480V and 3ØY 347/600V

4-Pole, 4-Wire Non-Grounding						
Rating	20A-3ØY 120/208V		20A-3ØY 277/480V		20A-3ØY 347/600V	
NEMA						
	L18-20P	L18-20R	L19-20P	L19-20R	L20-20P	L20-20R
Description	Cat. No.	Cat. No.	Cat. No.	Cat. No.	Cat. No.	Cat. No.
<b>Plugs and Connectors</b>	<b>Plug</b>	<b>Connector</b>	<b>Plug</b>	<b>Connector</b>	<b>Plug</b>	<b>Connector</b>
Black & White® Nylon Body	2441	2443	2451	2453	2461	2463
<b>Inlets and Outlets</b>	<b>Inlet</b>	<b>Outlet</b>	<b>Inlet</b>	<b>Outlet</b>	<b>Inlet</b>	<b>Outlet</b>
Flanged Device	2445	2446	2455	2456	2465	2466
<b>Receptacles</b>						
V-O-Max® Single Flush Receptacle	—	2440	—	2450	—	2460



2451



2453



2516

## 20A-3Ø 120/208V, 3Ø 277/480V and 3Ø 347/600V

4-Pole, 5-Wire Grounding						
Rating	20A-3Ø 120/208V		20A-3Ø 277/480V		20A-3Ø 347/600V	
NEMA						
	L21-20P	L21-20R	L22-20P	L22-20R	L23-20P	L23-20R
Description	Cat. No.	Cat. No.	Cat. No.	Cat. No.	Cat. No.	Cat. No.
<b>Plugs and Connectors</b>	<b>Plug</b>	<b>Connector</b>	<b>Plug</b>	<b>Connector</b>	<b>Plug</b>	<b>Connector</b>
Black & White® Nylon Body	2511	2513	2521	2523	2531	2533
<b>Inlets and Outlets</b>	<b>Inlet</b>	<b>Outlet</b>	<b>Inlet</b>	<b>Outlet</b>	<b>Inlet</b>	<b>Outlet</b>
Flanged Device	2515	2516	2525	2526	2545	2546
<b>Receptacles</b>						
V-O-Max® Single Flush Receptacle	—	2510	—	2520	—	2530
V-O-Max® Single Flush Receptacle, Isolated Ground	—	2510-IG	—	2520-IG	—	2530-IG

For NEMA L24-20 see page E-8

## Wallplates and Covers

302 Stainless Steel Single Receptacle	Weather-Resistant Flip Lid Cover*	Weather-Resistant Flip Lid Cover*	Weather-Resistant Thermoplastic Cover***
1.60" Dia. Opening	2.24" Dia. Opening	1.60" Dia. Opening	1.60" Dia. Opening Self-Closing Lid
84020-40	**WP2-Y (Yellow) **WP2 (Gray)	***7420-CR (Yellow) ***7420-CRG (Gray)	4980-GY (Gray)

\*IP64 Rated. Includes Gasket and Screws.

\*\*For use with 20 and 30A 3, 4 and 5 Wire Locking Flanged Inlets and Outlets.

\*\*\*For use with 20A and 30A Single-Locking Receptacles



### Related Products

For more information on Weather-Resistant Boots for Locking Plugs and Connectors see page E-20. Find the right wallplate for any application. See section T for Wallplates & Weather-Resistant Covers.

## 30A NEMA | Black & White®

### 30A NEMA Locking Devices Industrial Grade Black & White® Locking Devices

30A-125V, 250V and 277V AC

#### 2-Pole, 3-Wire Grounding

Rating	30A-125V		30A-250V		30A-277V AC	
NEMA						
	L5-30P	L5-30R	L6-30P	L6-30R	L7-30P	L7-30R
Description	Cat. No.	Cat. No.	Cat. No.	Cat. No.	Cat. No.	Cat. No.
<b>Plugs and Connectors</b>	<b>Plug</b>	<b>Connector</b>	<b>Plug</b>	<b>Connector</b>	<b>Plug</b>	<b>Connector</b>
Black & White® Nylon Body	2611	2613	2621	C2623	2631	2633
All Black Nylon Body	2611-B	2613-B	2621-B	C2623-B	—	—
Yellow Nylon Body	2611-CY	2613-CY	2621-CY	C2623-CY	—	—
Power Indication™ Black & White® Nylon Body	2611-PLC	2613-PLC	2621-PLC	C2623-PLC	2631-PLC	2633-PLC
Power Indication™ All Black Nylon Body	2611-PLB	2613-PLB	—	—	—	—
<b>Inlets and Outlets</b>	<b>Inlet</b>	<b>Outlet</b>	<b>Inlet</b>	<b>Outlet</b>	<b>Inlet</b>	<b>Outlet</b>
Flanged Device	2615	2616	2625F	2626F	2635	2636
<b>Receptacles</b>						
V-O-Max® Single Flush Receptacle	—	2610	—	2620	—	2630
V-O-Max® Single Flush Receptacle, Isolated Ground	—	2610-IG	—	2620-IG	—	2630-IG



2620



2621-B



2625F



2650

### 30A-480V AC and 600V AC

#### 2-Pole, 3-Wire Grounding

Rating	30A-480V AC		30A-600V AC	
NEMA				
	L8-30P	L8-30R	L9-30P	L9-30R
Description	Cat. No.	Cat. No.	Cat. No.	Cat. No.
<b>Plugs and Connectors</b>	<b>Plug</b>	<b>Connector</b>	<b>Plug</b>	<b>Connector</b>
Black & White Nylon Body	2641	2643	C2651	C2653
<b>Inlets and Outlets</b>	<b>Inlet</b>	<b>Outlet</b>	<b>Inlet</b>	<b>Outlet</b>
Flanged Device	2645	2646	2655	2656
<b>Receptacles</b>				
V-O-MAX® Single Flush Receptacle	—	2640	—	2650

### 30A-125/250V and 3Ø 250V

3-Pole, 3-Wire Non-Grounding					
Rating	30A-125/250V		30A-3Ø 250V		
NEMA					
	L10-30P	L10-30R	L11-30P	L11-30R	
Description	Cat. No.	Cat. No.	Cat. No.	Cat. No.	
<b>Plugs and Connectors</b>	<b>Plug</b>	<b>Connector</b>	<b>Plug</b>	<b>Connector</b>	
Black & White® Nylon Body	2661	2663	2671	2673	
<b>Inlets and Outlets</b>	<b>Inlet</b>	<b>Outlet</b>	<b>Inlet</b>	<b>Outlet</b>	
Flanged Device	2665	2666	2675	2676	
<b>Receptacles</b>					
V-O-Max® Single Flush Receptacle	—	2660	—	2670	



2671



2676

### 30A-3Ø 480V AC and 3Ø 600V AC

3-Pole, 3-Wire Non-Grounding					
Rating	30A-3Ø 480V AC		30A-3Ø 600V AC		
NEMA					
	L12-30P	L12-30R	L13-30P	L13-30R	
Description	Cat. No.	Cat. No.	Cat. No.	Cat. No.	
<b>Plugs and Connectors</b>	<b>Plug</b>	<b>Connector</b>	<b>Plug</b>	<b>Connector</b>	
Black & White® Nylon Body	2681	2683	2691	2693	
<b>Inlets and Outlets</b>	<b>Inlet</b>	<b>Outlet</b>	<b>Inlet</b>	<b>Outlet</b>	
Flanged Device	2685	2686	2695	2696	
<b>Receptacles</b>					
V-O-Max® Single Flush Receptacle	—	2680	—	2690	

### SPOTLIGHT

#### Industrial Devices

For over 107 years, Leviton has been helping businesses power their equipment safely, reliably, and efficiently. The Leviton line of rugged industrial electrical products comprises devices rated up to 1100A at 1000V, and includes devices with watertight and dust-tight ratings. For more information on Industrial devices visit us online at [www.leviton.com/industrial](http://www.leviton.com/industrial)



## 30A NEMA | Black & White®

### Industrial Grade Black & White® Locking Blade Devices

30A-125/250V and 3Ø 250V

3-Pole, 4-Wire Grounding

Rating	30A-125/250V		30A-3Ø 250V	
NEMA				
	L14-30P	L14-30R	L15-30P	L15-30R
Description	Cat. No.	Cat. No.	Cat. No.	Cat. No.
Plugs and Connectors	Plug	Connector	Plug	Connector
Black & White® Nylon Body	2711	2713	2721	2723
All Black	2711-B	2713-B	2721-B	2723-B
Yellow Nylon Body	—	2713-CY	—	—
Inlets and Outlets	Inlet	Outlet	Inlet	Outlet
Flanged Device	2715	2716	2725	2726
Receptacles				
V-O-Max® Single Flush Receptacle	—	2710	—	2720
V-O-Max® Single Flush Receptacle, Isolated Ground	—	2710-IG	—	2720-IG
All Black Flush Mount Locking Receptacle	—	2710-B	—	—



2711



2710

### 30A-3Ø 480V AC and 3Ø 600V AC

3-Pole, 4-Wire Grounding

Rating	30A-3Ø 480V AC		30A-3Ø 600V AC	
NEMA				
	L16-30P	L16-30R	L17-30P	L17-30R
Description	Cat. No.	Cat. No.	Cat. No.	Cat. No.
Plugs and Connectors	Plug	Connector	Plug	Connector
Black & White® Nylon Body	2731	2733	2741	2743
All Black	2731-B	2733-B	—	—
Inlets and Outlets	Inlet	Outlet	Inlet	Outlet
Flanged Device	2735	2736	2745	2746
Receptacles				
V-O-Max® Single Flush Receptacle	—	2730	—	2740
V-O-Max® Single Flush Receptacle, Isolated Ground	—	2730-IG	—	2740-IG
All Black Flush Mount Locking Receptacle	—	2730-B	—	—



2733



2736



### 30A-3ØY 120/208V, 3ØY 277/480V and 3ØY 347/600V

4-Pole, 4-Wire Non-Grounding						
Rating	30A-3ØY 120/208V		30A-3ØY 277/480V		30A-3ØY 347/600V	
NEMA						
	L18-30P	L18-30R	L19-30P	L19-30R	L20-30P	L20-30R
Description	Cat. No.	Cat. No.	Cat. No.	Cat. No.	Cat. No.	Cat. No.
<b>Plugs and Connectors</b>	<b>Plug</b>	<b>Connector</b>	<b>Plug</b>	<b>Connector</b>	<b>Plug</b>	<b>Connector</b>
Black & White® Nylon Body	2751	2753	2761	2763	2771	2773
<b>Inlets and Outlets</b>	<b>Inlet</b>	<b>Outlet</b>	<b>Inlet</b>	<b>Outlet</b>	<b>Inlet</b>	<b>Outlet</b>
Flanged Device	2755	2756	2765	2766	2775	2776
<b>Receptacles</b>						
V-O-Max® Single Flush Receptacle	—	2750	—	2760	—	2770



2813



2810

### 30A-3ØY 120/208V, 3ØY 277/480V and 3ØY 347/600V

4-Pole, 5-Wire Grounding						
Rating	30A-3ØY 120/208V		30A-3ØY 277/480V		30A-3ØY 347/600V	
NEMA						
	L21-30P	L21-30R	L22-30P	L22-30R	L23-30P	L23-30R
Description	Cat. No.	Cat. No.	Cat. No.	Cat. No.	Cat. No.	Cat. No.
<b>Plugs and Connectors</b>	<b>Plug</b>	<b>Connector</b>	<b>Plug</b>	<b>Connector</b>	<b>Plug</b>	<b>Connector</b>
Black & White® Nylon Body	2811	2813	2821	2823	2831	2833
<b>Inlets and Outlets</b>	<b>Inlet</b>	<b>Outlet</b>	<b>Inlet</b>	<b>Outlet</b>	<b>Inlet</b>	<b>Outlet</b>
Flanged Device	2815	2816	2825	2826	2835	2836
<b>Receptacles</b>						
V-O-Max® Single Flush Receptacle	—	2810	—	2820	—	2830
V-O-Max® Single Flush Receptacle, Isolated Ground	—	2810-IG	—	2820-IG	—	—

### Wallplates and Covers

302 Stainless Steel Single Receptacle	Weather-Resistant Flip Lid Cover*	Weather-Resistant Flip Lid Cover*	Weather-Resistant Thermoplastic Cover***
1.60" Dia. Opening	2.24" Dia. Opening	1.60" Dia. Opening	1.60" Dia. Opening Self-Closing Lid
84020-40	**WP2-Y (Yellow) **WP2 (Gray)	***7420-CR (Yellow) ***7420-CRG (Gray)	4980-GY (Gray)

\*IP64 Rated. Includes Gasket and Screws.

\*\*For use with 20 and 30A 3, 4 and 5 Wire Locking Flanged Inlets and Outlets.

\*\*\*For use with 20A and 30A Single-Locking Receptacles



#### Related Products

For more information on Weather-Resistant Boots for Locking Plugs and Connectors see page E-20. Find the right wallplate for any application. See section T for Wallplates & Weather-Resistant Covers.

## 15/10A NON-NEMA | Black & White®

### Non-NEMA Locking Devices

#### Industrial Grade Black & White® Locking Devices

##### Features and Benefits

###### Locking Plugs and Connectors

- Super tough nylon body resists damage from severe impact, abrasion and chemicals
- Ergonomic, fluted body design with radial grip ridge is ideal for gripping, turning and pulling
- Cord clamp does not have to be disassembled from body for wiring — accepts all wire mesh connection strain reliefs
- One-piece, rivetless .035" thick brass connector contacts and solid brass plug blades provide maximum conductivity and long service life
- Power Indication™ 15A Locking Plugs & Connectors equipped with green neon bulb rated at 30,000 hours (24/7) for 3.5 years
- 50 Amp devices, nylon housing provides excellent impact and chemical resistance

###### Flanged Inlets and Outlets

- Rugged nylon flange fits flush and won't crack in high abuse applications
- Individual deep-funneled chamfered wire wells guide each wire into rectangular chambers
- Wire clamps provide positive crimp lock without cutting wire strands
- 50 Amp devices designed in a steel flanged cup for high abuse applications

###### Locking Flush Receptacles

- Rugged nylon body and cover for outstanding resistance to impact and harsh chemicals
- Double-wipe phosphor-bronze power contacts
- 50 Amp devices have a metal shroud and nylon construction

### 15A Non-NEMA Locking Devices

#### Non-NEMA 15A-125V/10A-250V

##### 3-Pole, 3-Wire Non-Grounding

Rating	15A-125V/10A-250V	
Non-NEMA		
Description	Cat. No.	Cat. No.
Locking Plug	7567-C	—
Locking Connector	—	7565-C
Locking Flanged Inlet	7556*	—
Locking Flanged Outlet	—	7557
Single Flush Receptacle	—	7582*



7567-C

\*Add (-G) for grounding devices.  
 Non-NEMA grounding devices are no longer UL Listed — for replacement use only.  
 Note: Cord Clamp Range: .240"-.700" #18-#10 AWG



##### Related Products

For more information on Weather-Resistant Boots for Locking Plugs and Connectors **see page E-20**. Find the right wallplate for any application. **See section T for Wallplates & Weather-Resistant Covers.**

## 20A Non-NEMA Locking Devices

### Industrial Grade Black & White® Locking Devices

#### Non-NEMA 20A-125/250V

3-Pole, 3-Wire Non-Grounding		
Rating	20A-125/250V	
Non-NEMA		
Description	Cat. No.	Cat. No.
Locking Plug	9965-C*	—
Locking Connector	—	7314-C*
Locking Flanged Inlet	3325-C*	—
Locking Flanged Outlet	—	3326-C
Single Flush Receptacle - Black	—	7310-B*

\*Add (-G) for grounding devices



3525-C



9965-C



7411

#### Non-NEMA 20A-3ØY 120/208V

4-Pole, 4-Wire Non-Grounding		
Rating	20A-3ØY 120/208V	
Non-NEMA		
Description	Cat. No.	Cat. No.
Locking Plug	7411-C*	—
Locking Connector	—	7413-C*
Locking Flanged Inlet	7408-C*	—
Locking Flanged Outlet	—	7409-C*
Single Flush Receptacle Black	—	7410-B*

\*Add (-G) for grounding devices

#### Non-NEMA 20A-125V AC/DC/10A-600V AC

4-Pole, 5-Wire Grounding		
Rating	20A-125V AC/DC/10A-600V AC	
Non-NEMA		
Description	Cat. No.	Cat. No.
Locking Plug, Black & White® Nylon Body	3521-C	—
Locking Connector, Black & White® Nylon Body	—	3523-C
Locking Flanged Inlet	3524-C	—
Locking Flanged Outlet	—	3525-C
Single Flush Receptacle	—	3520

### Wallplates and Covers

302 Stainless Steel Single Receptacle	Weather-Resistant Flip Lid Cover*	Weather-Resistant Flip Lid Cover*	Weather-Resistant Thermoplastic Cover***
1.60" Dia. Opening	2.24" Dia. Opening	1.60" Dia. Opening	1.60" Dia. Opening Self-Closing Lid
84020-40	**WP2-Y (Yellow) **WP2 (Gray)	***7420-CR (Yellow) ***7420-CRG (Gray)	4980-GY (Gray)

\*IP64 Rated. Includes Gasket and Screws.

\*\*For use with 20 and 30A 3, 4 and 5 Wire Locking Flanged Inlets and Outlets.

\*\*\*For use with 20A and 30A Single-Locking Receptacles

## 30A NON-NEMA | Black & White®

### 30A Non-NEMA Locking Devices Industrial Grade Black & White® Locking Devices

#### Non-NEMA 30A-125/250V

##### 3-Pole, 3-Wire Non-Grounding

Rating **30A-125/250V**

Non-NEMA



Description	Cat. No.	Cat. No.
Locking Plug	3331-C*	—
Locking Connector	—	3333*
Locking Flanged Inlet	3334-C	—
Locking Flanged Outlet	—	3335-C
Single Flush Receptacle	—	3330*

\*Add (-G) for grounding devices



3330



3333



3431-C



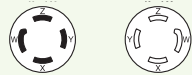
3431-C

#### Non-NEMA 30A-3ØY 120/208V

##### 4-Pole, 4-Wire Non-Grounding

Rating **30A-3ØY 120/208V**

Non-NEMA



Description	Cat. No.	Cat. No.
Locking Plug	3431-C*	—
Locking Connector	—	3433-C*
Locking Flanged Inlet	3434-C	—
Locking Flanged Outlet	—	3435-C
Single Flush Receptacle	—	3430*

\*Add (-G) for grounding devices



3431-C

### SPOTLIGHT Industrial Devices

For over 107 years, Leviton has been helping businesses power their equipment safely, reliably, and efficiently. The Leviton line of rugged industrial electrical products comprises devices rated up to 1100A at 1000V, and includes devices with watertight and dust-tight ratings. For more information on Industrial devices visit us online at [www.leviton.com/industrial](http://www.leviton.com/industrial)



## 50A Non-NEMA Locking Devices

### Industrial Grade Black & White® Locking Devices

#### Non-NEMA 50A-250V DC/600V AC

2-Pole, 3-Wire Grounding		
Rating	50A-250V DC/600V AC	
Non-NEMA		
Description	Cat. No.	Cat. No.
Locking Plug	3763C	—
Locking Connector	—	3762C
Locking Flanged Inlet	3777	—
Single Locking Receptacle	—	3771



3763C



3765C

3-Pole, 4-Wire Grounding				
Rating	50A-250V DC/600V AC		50A-250V DC/600V AC	
Non-NEMA				
Description	Cat. No.	Cat. No.	Cat. No.	Cat. No.
Locking Plug	7765C*	—	3765C	—
Locking Connector	—	7764C*	—	3764C
Locking Flanged Inlet	7958*	—	3775	—
Single Locking Receptacle	—	7379*	—	3769

\*For replacement use in existing installation only

### Wallplates and Covers

#### Weather-Resistant Flip Lid Cover for 50A Receptacles

IP64 Rated—Includes Gasket and Screws



7788-CR  
Yellow Lexan



7770  
Gray Metal



#### Related Products

For more information on Weather-Resistant Boots for Locking Plugs and Connectors **see page E-20**. Find the right wallplate for any application. **See section T for Wallplates & Weather-Resistant Covers.**

## 50A NON-NEMA | Black & White® California Style

### Black & White® “California Style” CS Locking Devices

#### Features and Benefits

##### 50A CS Locking Plugs and Connectors, Receptacles and Flanged Inlets

- Nylon housing for excellent impact resistance and secure gripping
- Color-coded wire entrance holes for simple, easy wiring
- Clamp-type wire terminals

#### Non-NEMA 50A-125V, 250V and 480V

##### 2-Pole, 3-Wire Grounding

Rating	50A-125V		50A-250V		50A-480V	
Non-NEMA						
Description	Cat. No.	Cat. No.	Cat. No.	Cat. No.	Cat. No.	Cat. No.
Locking Plug	CS6361C	—	CS8265C	—	CS8465C	—
Locking Connector	—	CS6360C	—	CS8264C	—	CS8464C
Locking Flanged Inlet	CS6377	—	CS8275	—	CS8475	—
Single Locking Receptacle	—	CS6370	—	CS8269	—	CS8469



CS6365C



CS6364C



CS8375

#### Non-NEMA 50A-125/250V, 3Ø 250V and 3Ø 480V

##### 2-Pole, 3-Wire Grounding

Rating	50A-125/250V		50A-3Ø 250V		50A-3Ø 480V	
Non-NEMA						
Description	Cat. No.	Cat. No.	Cat. No.	Cat. No.	Cat. No.	Cat. No.
Locking Plug	CS6365C	—	CS8365C	—	CS8165C	—
Locking Connector	—	CS6364C	—	CS8364C	—	CS8164C
Locking Flanged Inlet	CS6375	—	CS8375	—	CS8175	—
Single Locking Receptacle	—	CS6369	—	CS8369	—	CS8169

#### Wallplates and Covers

##### Weather-Resistant Flip Lid Cover for 50A Receptacles

IP64 Rated—Includes Gasket and Screws



7788-CR  
Yellow Lexan







7770  
Gray Metal

**50A Corrosion Resistant Devices**

**Features and Benefits**

- Stainless steel shrouds on receptacles and plugs for corrosion resistance
- Stainless steel receptacle mounting screws





**Non-NEMA 50A-125V**

2-Pole, 3-Wire Grounding  		
Rating	50A-125V	
Non-NEMA	 SS1	 SS1
Description	Cat. No.	Cat. No.
Yellow Nylon Body and Cord Clamp	6361CR	6360CR
Locking Flanged Inlet	6377CR	—
Single Flush Receptacle	—	6370CR



6370CR  
(Front and Back)

**Non-NEMA 50A-125/250V**

3-Pole, 4-Wire Grounding  		
Rating	50A-125/250V	
Non-NEMA	 SS2	 SS2
Description	Cat. No.	Cat. No.
Yellow Nylon Body and Cord Clamp	6365CR	6364CR
Locking Flanged Inlet	6375CR	—
Single Flush Receptacle	—	6369CR

Note: Cord Clamp Range: .650"-1.125" #10-#4 AWG



6377CR



6361CR

**Wallplates and Covers**

**Weather-Resistant Flip Lid Cover for 50A Receptacles**

IP64 Rated—Includes Gasket and Screws



7788-CR  
Yellow Lexan



7770  
Gray Metal



**Related Products**

For more information on Weather-Resistant Boots for Locking Plugs and Connectors see page E-20. Find the right wallplate for any application. See section T for Wallplates & Weather-Resistant Covers.

## 15A, 20A and 30A, 50A | Locking Plug and Connector Boots

### Locking Plug and Connector Boots

#### Thermoplastic Elastomer Construction

##### Features and Benefits

- Features triple seal action to protect locking plugs and connectors against dirt and moisture in harsh applications
- Plug and connector boots available in black and high-visibility yellow
- Fluted surface and grip-ring design provide a non-slip grip even in wet conditions
- Backed by a limited lifetime warranty

##### Boots for all 15A Industrial Locking Plugs and Connectors

Description	Cat. No.
Plug Boot, Black	6017-L
Plug Boot, High-Visibility Yellow	6017-LY
Connector Boot, Black	6018-L
Connector Boot, High-Visibility Yellow	6018-LY



6017-LY



6032



6033



6034

##### Boots for 3-Wire 20A & 30A Industrial Locking Plugs and Connectors

Description	Cat. No.
3-Wire Plug Boot, Black	6031
3-Wire Plug Boot, High-Visibility Yellow	6031-Y
3-Wire Connector Boot, Black	6032
3-Wire Connector Boot, High-Visibility Yellow	6032-Y

##### Boots for 4 and 5-Wire 20A & 30A Industrial Locking Plugs and Connectors

Description	Cat. No.
4 & 5-Wire Plug Boot, Black	6033
4 & 5-Wire Plug Boot, High-Visibility Yellow	6033-Y
4 & 5-Wire Connector Boot, Black	6034
4 & 5-Wire Connector Boot, High-Visibility Yellow	6034-Y

##### Boots and Covers for 50A Devices

Description	Cat. No.
Plug Boot, Black, IP55 Rated	7715-CR
Plug Boot, High-Visibility Yellow, IP55 Rated	7715-CRY
Connector Boot, Black, IP55 Rated	7717-CR
Connector Boot, High-Visibility Yellow, IP55 Rated	7717-CRY
Weather-Resistant Receptacle w/Flip Lid Cover, IP64 Rated, Yellow Lexan	7788-CR
Cast Aluminum Gray Receptacle w/Flip Lid Cover, IP64 Rated	7770



7715CR



7717CR



**Locking Power Interrupting Devices**
**Non-NEMA 20A-125V**

2-Pole, 3-Wire Grounding		
Rating	20A-125V	
Non-NEMA		
Description	Cat. No.	Cat. No.
Locking Plug HOSPITAL USE ONLY	23004-HG*	—
Locking Connector HOSPITAL USE ONLY	—	23001-HG*
Single Flush Receptacle with Thermoset Body	—	23000-HG*
Locking Plug	23034-A**	—
Locking Connector	—	23031-A**
Single Flush Receptacle	—	23030**

\*UL and CSA listed.  
 UL for "Hospital Use Only" applications in non-hazardous locations.  
 \*\*Also rated at 10A for 250V DC and 480V AC



23000-HG



23004-HG

**Non-NEMA 30A-600V AC/20A-250V DC**

3-Pole, 4-Wire Grounding		
Rating	30A-600V AC/20A-250V DC	
Non-NEMA		
Description	Cat. No.	Cat. No.
Locking Plug	21415-B	—
Locking Connector	—	21414-B
Single Flush Receptacle	—	20403

4-Pole, 5-Wire Grounding		
Rating	30A-600V AC/20A-250V DC	
Non-NEMA		
Description	Cat. No.	Cat. No.
Locking Plug	25415-B	—
Locking Connector	—	25414-B
Single Flush Receptacle	—	25403

## 15A | Watertight

# Wetguard® Watertight Locking Plugs, Connectors, Inlets, Outlets and Receptacles

### Features and Benefits

- Corrosion-resistant electroless nickel-coated brass blades, contacts, terminal screws and wiring clamps, and stainless steel assembly screws make these devices ideal for use in wet and corrosive environments
- EPTR rubber part provides outstanding resistance to wet and damp environments, extreme temperature variations, water, acids, alkalis, grease, oils and many automotive and industrial lubricants and solvents
- Plug and connector husk is molded to a bondable nylon body, providing a device that withstands physical abuse
- Interlocking “tongue and groove” construction seals out water, moisture and dirt when plugs are mated with connectors
- Multi-point sealing system utilizes nut, strain relief washer and rubber bushing to form a watertight cord grip seal
- Non-magnetic stainless steel fast-threading assembly screws won't interfere with sensitive equipment
- Connector “hood” closure cap seals device when not in use
- Most devices also available in black. Check for availability
- Devices are UL and CSA listed and have enclosure ratings of NEMA 4, 4X, 12 and IEC IP66, IP67 when mated or with cover closed
- Backed by a lifetime warranty

## Wetguard® Locking Plugs, Connectors, Inlets, Outlets and Receptacles

### 15A Wetguard® Locking Devices

Rating	15A-125V	15A-125V	15A-250V	15A-277V	
Configuration	2P 2W	2P 3W	2P 3W	2P 3W	
NEMA	L1-15	L5-15	L6-15	L7-15	
Description	Color	Cat. No.	Cat. No.	Cat. No.	Cat. No.
Plug	Yellow	24W04	24W47*	24W49	24W34
Plug Cap		14W*	14W*	14W*	14W*
Connector		25W04	25W47*	25W49	25W34
Connector Cap		50W50*	50W50*	50W50*	50W50*
Single Outlet		95W04-S	95W47-S	95W49-S	95W34-S
Duplex Outlet		85W04-D	85W47-D	85W49-D	85W34-D
Single Inlet		64W04	64W47	64W49	64W34
Connector for Single Inlet		74W04-C	74W47-C	74W49-C	74W34-C
Single Receptacle		—	47CM-10	45CM-60	47CM-60
Receptacle Cover w/Gasket		—	60W03*	60W03*	60W03*



24W04



50W50

NEMA configuration diagrams represent plug blade configuration.  
 \*Available in black. To order, add “-B” suffix to catalog number

### SPOTLIGHT

#### Wetguard® Watertight Wiring Devices

The Wetguard® line consists of a comprehensive array of plugs, connectors, inlets, outlets, covers and an industry exclusive FD Box system that allows mounting of single-gang devices in multi-gang configurations. Visit [www.leviton.com/wetguard](http://www.leviton.com/wetguard) for more information.



15/10A and 20A Wetguard® Locking Devices			
Rating	15A-125V 10A-250V		15A-125V
Configuration	3P 2W		2P 3W
NEMA	Non-NEMA		L5-15
Description	Color	Cat. No.	Cat. No.
Plug	Yellow	24W07	26W07
Plug Cap		14W*	14W*
Connector		25W07	27W07
Connector Cap		50W50*	50W50*
Single Outlet		95W07-S	97W07-S
Duplex Outlet		85W07-D	87W07-D
Single Inlet		64W07	66W07
Connector for Single Inlet		74W07-C	76W07-C
Single Receptacle		—	—
Receptacle Cover w/Gasket		—	—



24W07



85W07-D

20A and 20/10A Wetguard® Locking Devices							
Rating	20A-125V		20A-250V	20A-277V	20A-347V	20A-125/250V	20A-250V 10A-600V
Configuration	2P 3W		2P 3W	2P 3W	2P 3W	3P 3W	3P 3W
NEMA	L5-20		L6-20	L7-20	L24-20	Non-NEMA	Non-NEMA
Description	Color	Cat. No.	Cat. No.	Cat. No.	Cat. No.	Cat. No.	Cat. No.
Plug	Yellow	26W47*	26W48*	26W49	22W07	26W08	26W08-G
Plug Cap		26W*	26W*	26W*	26W*	26W*	26W*
Connector		27W47*	27W48*	27W49	23W07	27W08	27W08-G
Connector Cap		50W52*	50W52*	50W52*	50W52*	50W52*	50W52*
Single Outlet		97W47-S	97W48-S	97W49-S	93W07-S	97W08-S	—
Duplex Outlet		—	—	—	—	—	—
Single Inlet		66W47	66W48	66W49	68W29	66W08	—
Connector for Single Inlet		76W47-C	76W48-C	76W49-C	78W29-C	76W08-C	—
Single Receptacle		23CM-10	23CM-20	23CM-30	—	7310-B	—
Receptacle Cover w/Gasket		60W04*	60W04*	60W04*	—	60W04*	—



26W47



27W47

NEMA configuration diagrams represent plug blade configuration.  
\*Available in black. To order, add “-B” suffix to catalog number

Continued on next page



### Related Products

See section H for more information on the entire line of watertight wiring devices.

## 20A AND 20/10A | Watertight

Continued from previous page

### Wetguard® Locking Plugs, Connectors, Inlets, Outlets and Receptacles

#### 20A and 20/10A Wetguard® Locking Devices

Rating		20A-125/250V	20A-3Ø 250V	20A-3Ø 480V	20A-3ØY 120/208V	
Configuration		3P 4W	3P 4W	3P 4W	4P 4W	
NEMA		 L14-20	 L15-20	 L16-20	 Non-NEMA	
Description	Color	Cat. No.	Cat. No.	Cat. No.	Cat. No.	
Plug	Yellow	26W74	26W75*	26W76*	26W09	
Plug Cap		26W*	26W*	26W*	26W*	
Connector		27W74	27W75*	27W76*	27W09	
Connector Cap		50W52*	50W52*	50W52*	50W52*	
Single Outlet		97W74-S	97W75-S	97W76-S	97W09-S	
Duplex Outlet		—	—	—	—	
Single Inlet		66W74	66W75	66W76	66W09	
Connector for Single Inlet		76W74-C	76W75-C	76W76-C	76W09-C	
Single Receptacle		24CM-10	24CM-20	24CM-30	7410-B	
Receptacle Cover w/Gasket		60W04*	60W04*	60W04*	60W04*	
Rating			20A-3ØY 120/208V	20A-3ØY 277/480V	20A-3ØY 347/600V	20A-250V 10A-600V
Configuration			4P 5W	4P 5W	4P 5W	4P 5W
NEMA			 L21-20	 L22-20	 L23-20	 Non-NEMA
Description	Color	Cat. No.	Cat. No.	Cat. No.	Cat. No.	
Plug	Yellow	26W81*	26W82	26W83	26W10	
Plug Cap		26W*	26W*	26W*	26W*	
Connector		27W81*	27W82	27W83	27W10	
Connector Cap		50W52*	50W52*	50W52*	50W52*	
Single Outlet		97W81-S	97W82-S	97W83-S	97W10-S	
Duplex Outlet		—	—	—	—	
Single Inlet		66W81	66W82	66W83	66W10	
Connector for Single Inlet		76W81-C	76W82-C	76W83-C	76W10-C	
Single Receptacle		2510	2520	2530	—	
Receptacle Cover w/Gasket		60W04*	60W04*	60W04*	60W04*	

NEMA configuration diagrams represent plug blade configuration.  
\*Available in black. To order, add "-B" suffix to catalog number



26W74



66W76



26W



27W81



#### Related Products

See section H for more information on the entire line of watertight wiring devices.

30A Wetguard® Locking Devices					
<b>Rating</b>		30A-125V	30A-250V	30A-277V	30A-125/250V
<b>Configuration</b>		2P 3W	2P 3W	2P 3W	3P 3W
NEMA					
		L5-30	L6-30	L7-30	Non-NEMA
<b>Description</b>	<b>Color</b>	<b>Cat. No.</b>	<b>Cat. No.</b>	<b>Cat. No.</b>	<b>Cat. No.</b>
Plug	Yellow	28W47*	28W48*	28W49	28W08
Plug Cap		28W*	28W*	28W*	28W*
Connector		29W47*	29W48*	29W49	29W08
Connector Cap		50W54*	50W54*	50W54*	50W54*
Single Outlet		99W47-S	99W48-S	99W49-S	99W08-S
Single Inlet		68W47	68W48	68W49	68W08
Connector for Single Inlet		78W47-C	78W48-C	78W49-C	78W08-C
Single Receptacle		26CM-10	26CM-20	2630	3330
Receptacle Cover w/Gasket		60W05*	60W05*	60W05*	60W05*
<b>Rating</b>		30A-125/250V	30A-3Ø 250V	30A-3Ø 480V	30A-3ØY 600V
<b>Configuration</b>		3P 4W	3P 4W	3P 4W	3P 4W
NEMA					
		L14-30	L15-30	L16-30	L17-30
<b>Description</b>	<b>Color</b>	<b>Cat. No.</b>	<b>Cat. No.</b>	<b>Cat. No.</b>	<b>Cat. No.</b>
Plug	Yellow	28W74	28W75	29W76*	28W77
Plug Cap		28W*	28W*	28W*	28W*
Connector		29W74	29W75	29W76*	29W77
Connector Cap		50W54*	50W54*	50W54*	50W54*
Single Outlet		99W74-S	99W75-S	99W76-S	99W77-S
Single Inlet		68W74	68W75	68W76	68W77
Connector for Single Inlet		78W74-C	78W75-C	78W76-C	78W77-C
Single Receptacle		27CM-10	27CM-20	2730	2740
Receptacle Cover w/Gasket		60W05*	60W05*	60W05*	60W05*
<b>Rating</b>		30A 3ØY 120/208V	30A 3ØY 120/208V	30A 3ØY 277/480V	30A 3ØY 347/600V
<b>Configuration</b>		4P 4W	4P 5W	4P 5W	4P 5W
NEMA					
		Non-NEMA	L21-30	L22-30	L23-30
<b>Description</b>	<b>Color</b>	<b>Cat. No.</b>	<b>Cat. No.</b>	<b>Cat. No.</b>	<b>Cat. No.</b>
Plug	Yellow	28W09	28W81	28W82	28W83
Plug Cap		28W*	28W*	28W*	28W*
Connector		29W09	29W81	29W82	29W83
Connector Cap		50W54*	50W54*	50W54*	50W54*
Single Outlet		99W09-S	99W81-S	99W82-S	99W83-S
Single Inlet		68W09	68W81	68W82	68W83
Connector for Single Inlet		78W09-C	78W81-C	78W82-C	78W83-C
Single Receptacle		3430	2810	2820	2830
Receptacle Cover w/Gasket		60W05*	60W05*	60W05*	60W05*



28W47



29W48



99W76



50W54

NEMA configuration diagrams represent plug blade configuration.  
 \*Available in black. To order, add "B" suffix to catalog number

## 15A | Midget Locking

### Midget Locking Devices

#### Features and Benefits

- Offers a smaller form factor for limited-space applications
- Locking plugs and connectors feature heavy-duty nylon construction for top performance in the environmental extremes of grueling industrial settings
- Flanged inlets and outlets are built to endure hard use with rugged nylon flanges that assure a smooth, flush fit and outstanding resistance to cracking and breaking
- Backed by a lifetime warranty

#### 15A-125V

##### 2-Pole, 2-Wire Non-Grounding

Rating		15A-125V	
NEMA			
	ML1	ML1	
Description	Cat. No. Plug	Cat. No. Connector	
Locking	ML1-P	ML1-C	
Angle	ML1-AP	ML1-AC	
Inlets and Outlets	Inlet	Outlet	
Nylon Flange	ML1-PB	ML1-PER	



ML1-P

##### 2-Pole, 3-Wire Grounding

Rating		15A-125V	
NEMA			
	ML2	ML2	
Description	Cat. No. Plug	Cat. No. Connector	
Locking	ML2-P	ML2-C	
Angle	ML2-AP	ML2-AC	
Inlets and Outlets	Inlet	Outlet	
Nylon Flange	ML2-PB	ML2-PER	



ML1-AP



ML2-AP

#### 15A-125/250V

##### 3-Pole, 3-Wire Non-Grounding

Rating		15A-125/250V	
NEMA			
	ML3	ML3	
Description	Cat. No. Plug	Cat. No. Connector	
Locking	ML3-P	ML3-C	
Angle	ML3-AP	ML3-AC	
Inlets and Outlets	Inlet	Outlet	
Nylon Flange	ML3-PB	ML3-PER	



ML3-P

## Combination Locking and Straight Blade Duplex Receptacles

### Features and Benefits

- Impact-resistant black thermoplastic nylon face and body
- Smooth face does not collect dirt
- Large, triple-wipe brass “T” contacts for superior contact and conductivity
- Triple-combination terminal screws
- Back and side wire options accept #10-#14 AWG stranded or solid wire
- Backed by a limited 10-year warranty

### 15A-125V

**2-Pole, 3-Wire Back and Side Wired, Grounding**

Rating	15A-125V
NEMA	L5-15R      5-15R
Description	Cat. No.
Duplex Combination Locking & Straight Blade Receptacle with Common Feed	4792
2 Hot Feeds, 1 Neutral Return	4794-1R
Split Feed — 2 Hot Feeds, 2 Neutral Returns	4795-2R



4792

### Wallplates and Covers

#### 302 Stainless Steel



84003-40  
302 Stainless Steel

#### Thermoplastic



80703-E (Black)  
Other Colors Available



#### Wallplates

Find the right wallplate for any application. **See section T for Wallplates & Weather-Resistant Covers.**

## 15A | Integrated Devices

# Integrated Power Inlets and Outlets with Weather-Resistant Covers

### Features and Benefits

- Engineered to IP 64 and NEMA 3R protection ratings
- Suitable for industrial indoor and outdoor use
- Gray, glass-filled thermoplastic cover and white, nylon device
- Glass-filled thermoplastic cover and plate provide outstanding impact resistance and durability
- Dual gaskets, one under plate and one under lid, for weather-resistant fit
- Stainless steel external hardware resists corrosive effects of moisture
- Large thumb-tab makes it easy to open cover with gloved hand
- Mounts to panels or FS/FD boxes
- UL Listed and CSA Certified for wet locations with cover closed
- Backed by a limited 2-year warranty

### 15A-125V and 15A-250V

#### 2-Pole, 3-Wire

Rating	15A-125V		15A-250V	
NEMA				
	L5-15P	L5-15R	L6-15P	L6-15R
Description	Cat. No. Inlet	Cat. No. Outlet	Cat. No. Inlet	Cat. No. Outlet
Standard Wire Wells	4716-CWP	4715-CWP	4586-CWP	4585-CWP



4715-CWP

### SPOTLIGHT

#### Wetguard® Watertight

The Wetguard® line consists of a comprehensive array of plugs, connectors, inlets, outlets, covers and an industry exclusive FD Box system that allows mounting of single-gang devices in multi-gang configurations. Visit [www.leviton.com/wetguard](http://www.leviton.com/wetguard) for more information.

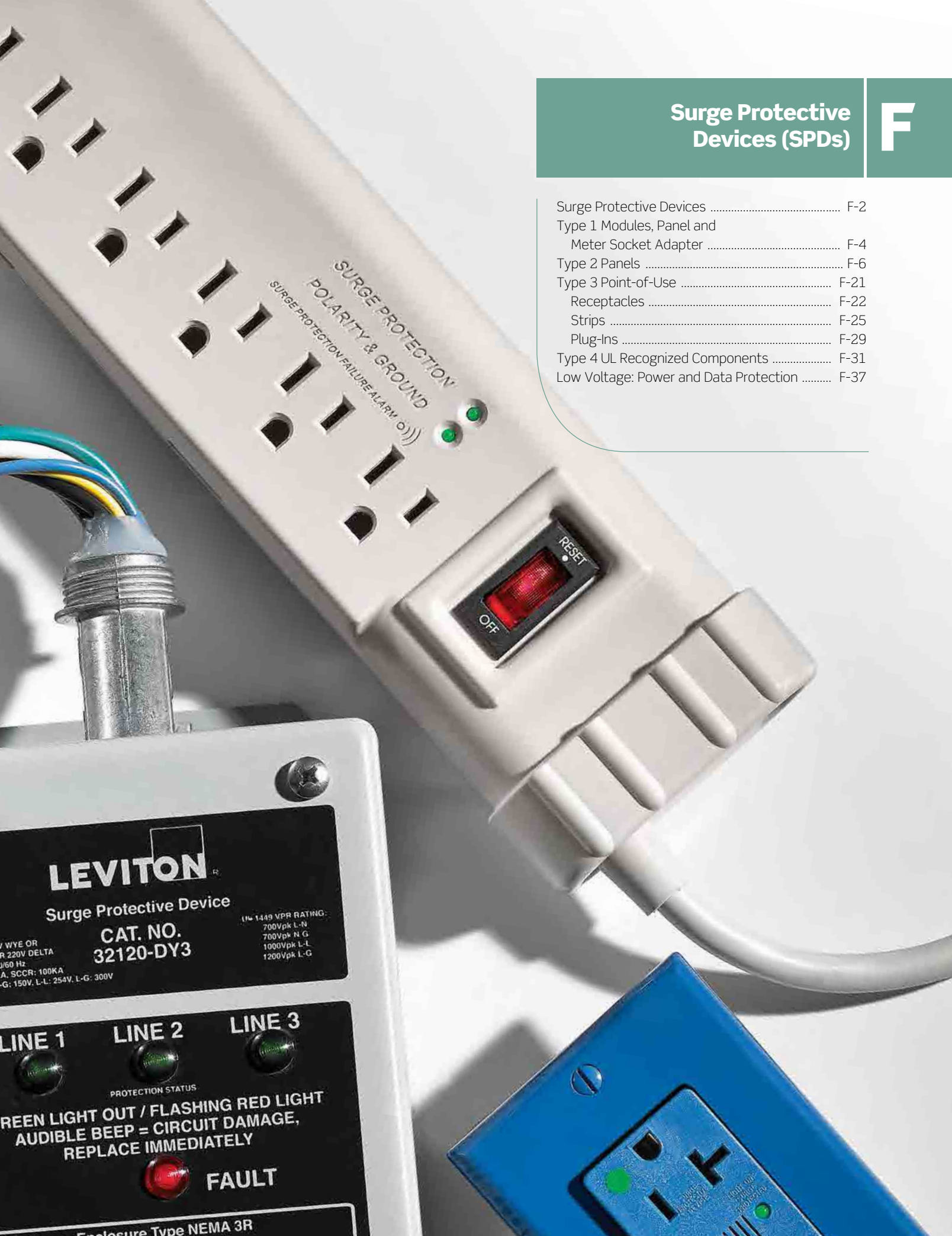




## Surge Protective Devices (SPDs)

# F

Surge Protective Devices .....	F-2
Type 1 Modules, Panel and Meter Socket Adapter .....	F-4
Type 2 Panels .....	F-6
Type 3 Point-of-Use .....	F-21
Receptacles .....	F-22
Strips .....	F-25
Plug-Ins .....	F-29
Type 4 UL Recognized Components .....	F-31
Low Voltage: Power and Data Protection .....	F-37



**LEVITON**

Surge Protective Device

CAT. NO.  
32120-DY3

(1<sup>st</sup> 1449 VPR RATING:  
700Vpk L-N  
700Vpk N-G  
1000Vpk L-L  
1200Vpk L-G

WYE OR  
R 220V DELTA  
/60 Hz  
A. SCCR: 100KA  
-G: 150V, L-L: 254V, L-G: 300V

LINE 1      LINE 2      LINE 3

PROTECTION STATUS

GREEN LIGHT OUT / FLASHING RED LIGHT  
AUDIBLE BEEP = CIRCUIT DAMAGE,  
REPLACE IMMEDIATELY

**FAULT**

Enclosure Type NEMA 3R

## SURGE PROTECTIVE DEVICES

### Surge Protective Devices (SPDs)

UL 1449 is Underwriters Laboratories' safety and performance standard for surge protection equipment. In 2009, this standard was revised to the 3rd Edition. In addition to some nomenclature changes, there were two very important objectives for revising the UL 1449 standard: to harmonize with the international standards for surge protective equipment (IEC 61643-1) and to modify performance tests to better simulate real world exposure.

**Changes incorporated within UL 1449 3rd Edition provide three significant enhancements for customers of surge products.**

- The first enhancement to the standard is the addition of secondary surge arresters, which are typically mounted outdoors and prior to service entrance equipment. The addition of surge arresters to UL 1449 ensures that line side devices (surge arresters) will be manufactured with safety related protection similar to load side devices.
- The second enhancement includes the addition of a Nominal Discharge Current Rating ( $I_N$ ). The nominal discharge current test allows users to compare a surge protective device's durability (or ability to survive a lightning strike) under a UL regulated test. The UL regulated test provides for a fair and accurate competitive environment.
- The third change is related to the Voltage Protection Rating (VPR). The past test was called surge voltage rating (SVR). The requirements of the SVR test were too weak to exercise many of the surge products in a way that would show how well they are performing. The new VPR test is performed at 3000 amps as opposed to 500 amps and surge products must show improved performance to obtain recommended VPR levels of surge protection.



Type 1 SPDs



Type 2 SPDs



Type 3 SPDs



Type 4 SPDs

### New Descriptive Terminology

Article 285 of the NEC title has been updated to be consistent with UL and IEEE. The term Transient Voltage Surge Suppressor (TVSS) is being replaced by Surge Protective Devices (SPDs). The requirements for SPDs were changed and they are now identified by Type 1, 2, 3 or 4 depending upon where the SPD will be incorporated within the power distribution system.

**Type 1 SPDs:** These devices are referred to as a Type 1 SPD due to their location within the power distribution system. This is typically on the supply side of the service disconnect overcurrent device (main service panel).

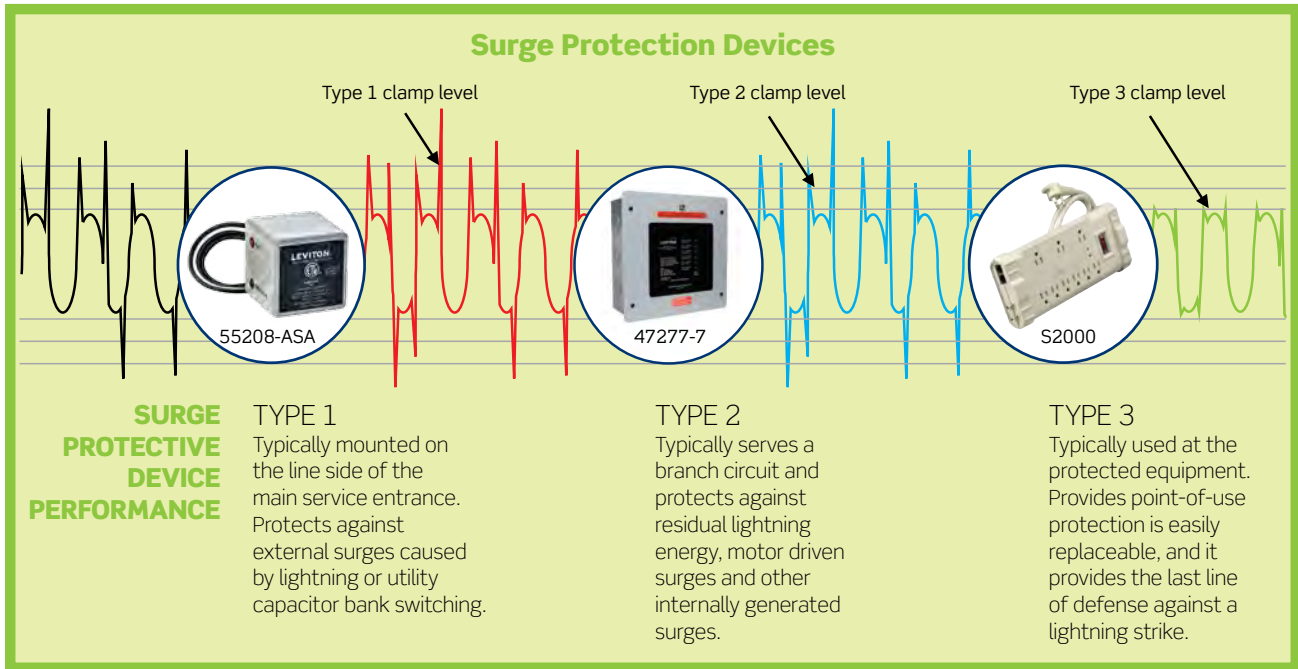
**Type 2 SPDs:** Typically service entrance SPD panels or branch circuit SPD panels that are connected on the load side of the service disconnect overcurrent device (main service panel).

**Type 3 SPDs:** Typically surge receptacles or cord-connected point-of-use devices. They are permitted to be installed anywhere on the load side of a branch circuit up to the equipment served, provided the connection is a minimum of 10m (30ft.) from the service panel. Note: If the distance is less than 10m, a Type 2 SPD (or a Type 3 SPD tested to Type 2 requirements) must be used.

**Type 4 SPDs:** Component assembly consisting of one or more Type 5 components together (i.e. MOV, GDT, SAD, etc.) with a disconnect (integral or external) or a means of complying with the limited current tests in UL 1449.

### How to Implement an Effective Surge Protection Network

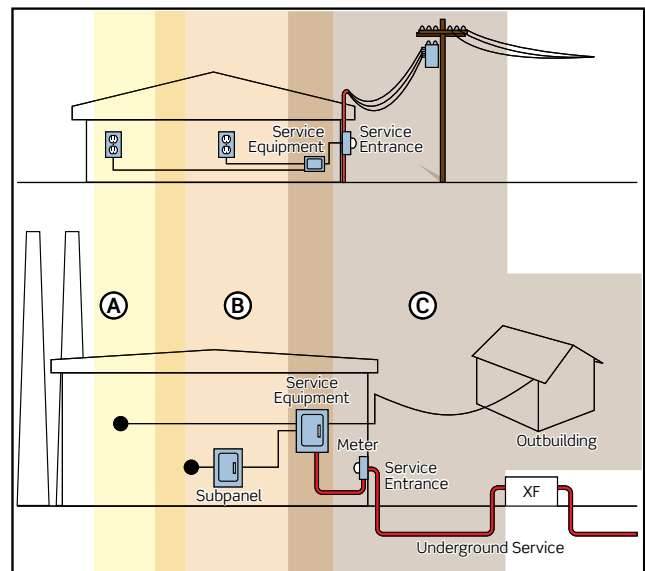
In order to achieve optimum protection for your equipment, it is essential to utilize a distributed approach to surge suppression. That is, you'll need to install surge protective devices (SPDs) that knock down high-energy transients at the building entrance and/or sub-panel so that they're manageable for the smaller SPDs that protect PCs and other equipment at point-of-use. Leviton offers a comprehensive selection of devices that will allow you to implement the most effective surge protection network possible.



### Standardization

The SPD Types (Type 1, 2, 3, 4) are the UL, NEC and IEEE attempt to harmonize with the IEC 61643-1 standard that uses Class 1, 2 and 3 designators. The sole reason that UL did not use Class 1, 2 and 3 is that North, Central and South America lean towards the IEEE documents, which use an 8 x 20µs surge waveform instead of the 10x350µs surge waveform, as it more accurately reflects the conditions experienced during a lightning strike. Since the test is different, the name had to be different. The drawing to the right identifies category A, B and C as defined in the IEEE Trilogy of Standards. Category C ranges from the transformer secondary to just inside the building entrance. Category B includes all of the branch or sub-panels and Category A includes the receptacles and point-of-use devices such as cord-connected or plug-in surge devices.

**Note:** There is purposeful overlap between the categories as it is not a demarcation line but a transition. The figure to the right is from IEEE C62.41.2, which is the Recommended Practice on Characterization of Surges in Low-Voltage (1000V and Less) AC Power Circuits.



## Type 1 Modules, Panel and Meter Socket Adapter

### 55000 Series, 51120-3R and 50240-MSA Type 1 Surge Protective Devices

Leviton's Type 1 surge protective devices protect against lightning strikes entering into main service panels or electrical equipment with high exposure to lightning, such as farming irrigation systems. These SPDs are permanently connected SPDs intended for installation on the line side of the service equipment overcurrent device, including watt-hour meter socket enclosures and are intended to be installed without an external overcurrent protective device.

#### Features and Benefits

##### 50240-MSA Meter Socket Surge Arrester Adapter

- Designed for 120/240 volt single-phase ringless or ring-type meters
- Rugged housing constructed of high-impact, non-conductive fiberglass-reinforced polycarbonate
- Featuring spring-loaded, high-pressure copper-plated contacts for maximum conductivity
- Limited lifetime product warranty
- Connected equipment coverage up to \$10,000\*

##### 55000 Series Modules

- Provided with #10 AWG stranded, 18 in. long pigtail leads
- Connected equipment coverage up to \$10,000\*
- May also be used in Type 2 applications
- NEMA Type 3R enclosure for indoor or outdoor use
- Limited lifetime product warranty

##### 51120-3R Panel

- Standard J-Box enclosure with pre-punched standard knock-outs can be easily surface mounted in typical frame construction
- Provided with #12 AWG stranded, 28 in. long cord
- Connected equipment coverage up to \$25,000\*
- May also be used in Type 2 applications
- NEMA Type 3R enclosure for indoor or outdoor use
- Limited lifetime product warranty

\*Certain restrictions apply

#### SPOTLIGHT

##### Surge Protection

Need assistance? To learn more about how to implement an effective surge protective network have a Surge Protection Expert contact you. Visit [www.leviton.com/surge](http://www.leviton.com/surge) for more information.



## MODULE, PANEL AND ADAPTER | 55000 Series, 51120-3R and 50240-MSA

### Type 1 Secondary Surge Arresters

Cat. No.	Description	Voltage (V AC) Configuration	Max Surge Current, Per Mode
55240-ASA	Module	120/240V Single Phase	50kA
55208-ASA	Module	120/208V 3Ø WYE, 240V 3Ø Delta	50kA
55480-ASA	Module	277/480V 3Ø WYE, 480V 3Ø Delta	50kA
50240-MSA	Meter Socket Surge Adapter	120/240V Single Phase	50kA
51120-3R	Panel Mount	120/240V Single Phase	50kA



55240-ASA



55208-ASA



50240-MSA



51120-3R

### Specifications for 55000 Series, 51120-3R and 50240-MSA Type 1 SPDs

Cat. No.	55240-ASA	55208-ASA	55480-ASA	51120-3R	50240-MSA
<b>Electrical Specifications</b>					
Voltage	120/240V Single phase	120/208V 3Ø WYE, 240V 3Ø Delta	277/480V 3Ø WYE, 480V 3Ø Delta	120/240V Single phase	120/240V Single phase
Frequency	50/60Hz	50/60Hz	50/60Hz	50/60Hz	50/60Hz
Surge Technology	TPMOV	TPMOV	TPMOV	TPMOV	TPMOV
Amperage	—	—	—	—	200A**
<b>Performance Data</b>					
Maximum Continuous Operating Voltage (MCOV)	150V	150V	320V	150V(L-N)/300V(L-L)	150V
Nominal Discharge Rate (I <sub>N</sub> )	20kA	20kA	20kA	20kA	20kA
Maximum Surge Current, per Mode (per Phase)	50kA (50kA)	50kA (50kA)	50kA (50kA)	50kA (50kA)	50kA (50kA)
Voltage Protection Rating (VPR) Clamping	600V(L-N)/800V(L-L)	600V(L-N)/800V(L-L)	800V(L-N)/700V(L-L)	500V(L-N)/800V(L-L)	600V(L1-N)/500V(L2-N)/400V(L1-L2)
<b>Warranty</b>					
Product Warranty	Limited lifetime	Limited lifetime	Limited lifetime	Limited lifetime	Limited lifetime
Connected Equipment Coverage	Up to \$10,000*	Up to \$10,000*	Up to \$10,000*	Up to \$25,000*	Up to \$10,000*

\*As part of the True Whole House Surge Protection Warranty.

\*\*200 Amp only when using Murray Cat. No. RH173CRF meter socket; otherwise 175 Amp

### SURGE PANELS

## Type 2 Surge Panels

Permanently connected SPDs intended for installation on the load side of the service equipment overcurrent device; including SPDs located at the branch panel.

**52277-7CS, 51110-PTC and 42120**



### Quick Reference – Type 2 Surge Panels

Type 2 Surge Protective Devices						
V/Phase Cat. No.	Max Surge Current Per Mode (Per Phase)	Nominal Discharge Current (I <sub>n</sub> )	Replaceable Modules	NEMA Enclosure	Surge Counter	Noise Filtering
<b>120V and 120/240V, Single-Phase</b>						
52120-M1	100kA (100kA)	20kA	Yes	Type 12	No	Yes
52120-M2	100kA (100kA)	20kA	Yes	Type 12	No	Yes
52120-CM2	100kA (100kA)	20kA	Yes	Type 12	Yes	Yes
52120-M2H	100kA (100kA)	20kA	Yes	Type 12	No	Yes
32120-1	80kA (80kA)	3kA	No	Type 3R	No	Yes
42120-1	80kA (80kA)	3kA	No	Type 3R	No	Yes
51120-1	50kA (50kA)	3kA	No	Type 1	No	Yes
51110-1	48kA (96kA)	3kA	No	Type 4X	No	No
51110-PTC	48kA (96kA)	3kA	No	Type 1	No	No

N/A: Not applicable as these units do not have line-to-ground (L-G) surge protection

Continued on next page

Continued from previous page

Type 2 Surge Protective Devices						
V/Phase Cat. No.	Max Surge Current Per Mode (Per Phase)	Nominal Discharge Current ( $I_N$ )	Replaceable Modules	NEMA Enclosure	Surge Counter	Noise Filtering
<b>120/208V, Three-Phase WYE</b>						
75120-7M3	320kA (640kA)	10kA	Yes	Type 12	Yes	Yes
74120-7M3	200kA (400kA)	10kA	Yes	Type 12	Yes	Yes
47120-7	200kA (400kA)	10kA	No	Type 1	No	Yes
47120-4X7	200kA (400kA)	10kA	No	Type 4X	No	Yes
57120-M3	150kA (150kA)	20kA	Yes	Type 12	No	Yes
57120-CM3	150kA (150kA)	20kA	Yes	Type 12	Yes	Yes
52120-7MS	100kA (200kA)	20kA	Yes	Type 12	No	Yes
52120-7CS	100kA (200kA)	20kA	Yes	Type 12	Yes	Yes
52120-7M3	100kA (200kA)	20kA	Yes	Type 12	No	Yes
52120-7C3	100kA (200kA)	20kA	Yes	Type 12	Yes	Yes
52120-M3	100kA (100kA)	20kA	Yes	Type 12	No	Yes
52120-CM3	100kA (100kA)	20kA	Yes	Type 12	Yes	Yes
37120-7	100kA (200kA)	5kA	No	Type 1	No	Yes
51120-3	50kA (50kA)	3kA	No	Type 1	No	Yes
<b>120/208V, Three-Phase WYE or 208V, Three-Phase Delta or 220V, Three-Phase Delta</b>						
32120-DY3	80kA (80kA)	3kA	No	Type 3R	No	Yes
42120-DY3	80kA (80kA)	3kA	No	Type 3R	No	Yes
<b>120/240/120V, Three-Phase Hi-leg Split Phase Delta</b>						
52412-DS3	100kA (100kA)	20kA	Yes	Type 12	No	Yes
32412-DS3	80kA (80kA)	3kA	No	Type 3R	No	Yes
42412-DS3	80kA (80kA)	3kA	No	Type 3R	No	Yes
<b>220/380V, Three-Phase WYE or 277/480V, Three-Phase WYE or 240V, Three-Phase Delta or 480V, Three-Phase Delta</b>						
32277-DY3	80kA (80kA)	3kA	No	Type 3R	No	Yes
42277-DY3	80kA (80kA)	3kA	No	Type 3R	No	Yes
<b>240V, Three-Phase Delta</b>						
57240-DM3	150kA (150kA)	20kA	Yes	Type 12	No	Yes
52240-DM3	100kA (100kA)	20kA	Yes	Type 12	No	Yes
<b>277/480V, Three-Phase WYE</b>						
75277-7M3	320kA (640kA)	10kA	Yes	Type 12	Yes	Yes
74277-7M3	200kA (400kA)	10kA	Yes	Type 12	Yes	Yes
47277-7	200kA (400kA)	10kA	No	Type 1	No	Yes
47277-4X7	200kA (400kA)	10kA	No	Type 4X	No	Yes
57277-M3	150kA (150kA)	20kA	Yes	Type 12	No	Yes
57277-CM3	150kA (150kA)	20kA	Yes	Type 12	Yes	Yes
52277-7MS	100kA (200kA)	20kA	Yes	Type 12	No	Yes
52277-7CS	100kA (200kA)	20kA	Yes	Type 12	Yes	Yes
52277-7M3	100kA (200kA)	20kA	Yes	Type 12	No	Yes
52277-7C3	100kA (200kA)	20kA	Yes	Type 12	Yes	Yes
52277-M3	100kA (100kA)	20kA	Yes	Type 12	No	Yes
52277-CM3	100kA (100kA)	20kA	Yes	Type 12	Yes	Yes
37277-7	100kA (200kA)	5kA	No	Type 1	No	Yes
<b>480V, Three-Phase Delta</b>						
57480-DM3	150kA (150kA)	20kA	Yes	Type 12	No	Yes
52480-DM3	100kA (100kA)	20kA	Yes	Type 12	No	Yes
<b>347/600V, Three-Phase WYE or 600V, Three-Phase Delta</b>						
32347-DY3	80kA (80kA)	---	No	Type 3R	No	Yes
42347-DY3	80kA (80kA)	---	No	Type 3R	No	Yes
<b>347/600V, Three-Phase WYE</b>						
57347-M3	150kA (150kA)	---	Yes	Type 12	No	Yes
<b>600V, Three-Phase Delta</b>						
57600-DM3	150kA (150kA)	---	Yes	Type 12	No	Yes

N/A: Not applicable as these units do not have line-to-ground (L-G) surge protection

## SURGE PANELS | 74000/75000 Series

### 74000/75000 Series Type 2 Surge Panels

Leviton's 74000 and 75000 Series panel mounted surge protective devices provide seven-mode protection in WYE-configured, 3-phase AC systems. Designed for most industrial and commercial environments with critical operations, these panels offer complete protection at the building entrance and distribution panel.

#### Features and Benefits

##### 74000/75000 Series for 3-Phase Applications

- Protection for up to 200,000 amps (74000 Series) or up to 320,000 amps (75000 Series) of surge current per mode
- Seven-mode protection provides improved performance and longevity
- Real-time diagnostics monitor power and suppression status for each phase and provide both LED indicators and audible alarm
- User-replaceable plug-in modules eliminate the need to replace the entire surge panel following a damaging surge event
- Surge event history — including surge magnitude, time and date for each surge event — can be viewed on an easy-to-read display or downloaded for storage
- Equipped with dry contacts for remote monitoring
- NEMA Type 12 enclosure resists dirt, dust and light splashing water
- Limited lifetime product warranty with free replacement modules\*

\*Certain restrictions apply

#### 74000/75000 Series Type 2 Surge Panels

Cat. No.	Description	Voltage (V AC) Configuration	Max Surge Current, Per Mode (Per Phase)	Replacement Modules
74120-7M3	7-Mode Surge Protection Panel	120/208 3Ø WYE, 4-wire + gnd	200kA (400kA)	HC120-M40 (7)
74277-7M3	7-Mode Surge Protection Panel	277/480 3Ø WYE, 4-wire + gnd	200kA (400kA)	HC277-M40 (7)
75120-7M3	7-Mode Surge Protection Panel	120/208 3Ø WYE, 4-wire + gnd	320kA (640kA)	HC120-M53 (7)
75277-7M3	7-Mode Surge Protection Panel	277/480 3Ø WYE, 4-wire + gnd	320kA (640kA)	HC277-M53 (7)



74120-7M3



75120-7M3



### Specifications for 74000/75000 Series Type 2 Surge Panels

Cat. No.	74120-7M3	74277-7M3	75120-7M3	75277-7M3
<b>Electrical Specifications</b>				
Voltage	120/208V AC 3-phase WYE	277/480V AC 3-phase WYE	20/208V AC 3-phase WYE	277/480V AC 3-phase WYE
Frequency	50/60Hz	50/60Hz	50/60Hz	50/60Hz
Surge Technology	40mm MOV	40mm MOV	53mm MOV	53mm MOV
Recommended Circuit Breaker Rating	30A, 120V	30A, 277V	30A, 120V	30A, 277V
<b>Performance Data</b>				
Nominal Discharge Rate ( $I_{np}$ )	10kA			
Maximum Voltage	L-L 300V	640V	300V	640V
Continuous Voltage	L-N 150V	320V	150V	320V
Operating Voltage (MCOV)	L-G 150V	320V	150V	320V
	N-G 150V	320V	150V	320V
Voltage Protection Rating (VPR)	L-L 1200V	2000V	1500V	2000V
	L-N 700V	1200V	800V	1200V
	L-G 800V	1200V	800V	1200V
	N-G 500V	1000V	600V	1000V
Maximum Surge Current, per Mode (per Phase)	200kA (400kA)		320kA (640kA)	
Protection Mode	7 mode			
Short Circuit Current Rating (SCCR)	10kA			
EMI/RFI Noise Rejection	-40dB (@5K-100MHz)			
Diagnostics	Real time protection status LEDs & audible alarm, surge counter, downloadable event history log showing magnitude, duration of spike			
Remote Monitoring	Dry contact leads-N.O./N.C. Form C rated at 7Amps @ 240V AC or 30VDC			
<b>Warranty</b>				
Product Warranty	Limited lifetime			
Replacement Module Warranty	Limited lifetime*			

\*Certain restrictions apply

F

Surge Protective Devices (SPDs)

### SPOTLIGHT Surge Protection

Need assistance? To learn more about how to implement an effective surge protective network have a Surge Protection Expert contact you. Visit [www.leviton.com/surge](http://www.leviton.com/surge) for more information.



## SURGE PANELS | 52000/57000 Series

### 52000/57000 Series Type 2 Surge Panels

Leviton's 52000 and 57000 Series panel mounted surge protective devices provide a good mix of value, performance and features for main service or branch panel applications in industrial, commercial and residential environments. The parallel-operated design ensures continuous power even if surge protection is disabled. They feature indicator lights, a status relay and audible alarm for monitoring power and surge suppression, and replaceable surge modules for simplified maintenance after a destructive surge event.

#### Features and Benefits

##### 52000 and 57000 Series Service/Branch Panel Protection

- Protection for up to 100,000 amps (52000 Series) or 150,000 amps (57000 Series) of surge current per mode
- Redundant surge modules for mission critical applications
- Easily replaceable surge modules
- AC Sine Wave tracking provides enhanced EMI/RFI filtering
- NEMA Type 12 enclosure resists dirt, dust and light splashing water
- Models available with surge counter
- Models available with integral disconnect switch (-7MS, -7CS)
- Limited lifetime product warranty with free replacement modules\*

\*Certain restrictions apply



52777-CM3



52120-M2

### 52000/57000 Series Type 2 Surge Panels

Cat. No.	Description	Voltage (V AC) Configuration	Max Surge Current per Mode (per phase)	Replacement Modules
52120-M1	2-Mode Surge Protection Panel	120 Single-phase, 2-wire + gnd	100kA (100kA)	(1) 2120, (1) 8120-GN
52120-M2	3-Mode Surge Protection Panel	120/240 Single-phase, 3-wire + gnd	100kA (100kA)	(2) 2120, (1) 8120-GN
52120-CM2	3-Mode Surge Protection Panel, with Surge Event Counter	120/240 Single-phase, 3-wire + gnd	100kA (100kA)	(2) 2120, (1) 8120-GN
52120-M2H	3-Mode Surge Protection Panel, DHC & X10® compatible	120/240 Single-phase, 3-wire + gnd	100kA (100kA)	(2) 2120-M2H, (1) 8120-GN
52120-M3	4-Mode Surge Protection Panel	120/208 3Ø WYE, 4-wire + gnd	100kA (100kA)	(3) 2120, (1) 8120-GN
52120-CM3	4-Mode Surge Protection Panel, with Surge Event Counter	120/208 3Ø WYE, 4-wire + gnd	100kA (200kA)	(3) 2120, (1) 8120-GN
52120-7CS	7-Mode Surge Protection Panel with Surge Event Counter and Integral Disconnect Switch	120/208 3Ø WYE, 4-wire + gnd	100kA (200kA)	(3) 120-7M3 (1) 8120-GN
52120-7MS	7-Mode Surge Protection Panel with Integral Disconnect Switch	120/208 3Ø WYE, 4-wire + gnd	100kA (200kA)	(3) 120-7M3 (1) 8120-GN
52120-7M3	7-Mode Surge Protection Panel	120/208 3Ø WYE, 4-wire + gnd	100kA (200kA)	(3) 120-7M3, (1) 8120-GN
52120-7C3	7-Mode Surge Protection Panel, with Surge Event Counter	120/208 3Ø WYE, 4-wire + gnd	100kA (200kA)	(3) 120-7M3, (1) 8120-GN
52240-DM3	3-Mode Surge Protection Panel	240 3Ø Delta, 3-wire + gnd	100kA (100kA)	(3) 2240
52277-M3	4-Mode Surge Protection Panel	277/480 3Ø WYE, 4-wire + gnd	100kA (100kA)	(3) 2277, (1) 8320-GN
52277-CM3	4-Mode Surge Protection Panel, with Surge Event Counter	277/480 3Ø WYE, 4-wire + gnd	100kA (100kA)	(3) 2277, (1) 8320-GN
52277-7CS	7-Mode Surge Protection Panel with Surge Event Counter and Integral Disconnect Switch	277/480 3Ø WYE, 4-wire + gnd	100kA (200kA)	(3) 277-7M3 (1) 8320-GN
52277-7MS	7-Mode Surge Protection Panel with Integral Disconnect Switch	277/480 3Ø WYE, 4-wire + gnd	100kA (200kA)	(3) 277-7M3 (1) 8320-GN
52277-7M3	7-Mode Surge Protection Panel	277/480 3Ø WYE, 4-wire + gnd	100kA (200kA)	(3) 277-7M3, (1) 8320-GN
52277-7C3	7-Mode Surge Protection Panel, with Surge Event Counter	277/480 3Ø WYE, 4-wire + gnd	100kA (200kA)	(3) 277-7M3, (1) 8320-GN
52480-DM3	3-Mode Surge Protection Panel	480 3Ø Delta, 3-wire + gnd	100kA (100kA)	(3) 2480
52412-DS3	4-Mode Surge Protection Panel	120/240/120 Split Phase Delta, 4-wire + gnd	100kA (100kA)	(2) 2120, (1) 2412, (1) 8120-GN
57120-M3	4-Mode Surge Protection Panel	120/208 3Ø WYE, 4-wire + gnd	150kA (150kA)	(3) 7120, (1) 8120-GN
57120-CM3	4-Mode Surge Protection Panel, with Surge Event Counter	120/208 3Ø WYE, 4-wire + gnd	150kA (150kA)	(3) 7120, (1) 8120-GN
57240-DM3	3-Mode Surge Protection Panel	240 3Ø Delta, 3-wire + gnd	150kA (150kA)	(3) 7240
57277-M3	4-Mode Surge Protection Panel	277/480 3Ø WYE, 4-wire + gnd	150kA (150kA)	(3) 7277, (1) 8320-GN
57277-CM3	4-Mode Surge Protection Panel, with Surge Event Counter	277/480 3Ø WYE, 4-wire + gnd	150kA (150kA)	(3) 7277, (1) 8320-GN
57480-DM3	3-Mode Surge Protection Panel	480 3Ø Delta, 3-wire + gnd	150kA (150kA)	(3) 7480
57347-M3	4-Mode Surge Protection Panel	347/600 3Ø WYE, 4-wire + gnd	150kA (150kA)	(3) 7347, (1) 8385-GN
57600-DM3	4-Mode Surge Protection Panel	600 3Ø Delta, 3-wire + gnd	150kA (150kA)	(3) 7600

Continued on next page

## SURGE PANELS | 52000/57000 Series

Continued from previous page

### Specifications for 57000 Series Type 2 Surge Panels

Cat. No.	57120-M3 57120-CM3	57240-DM3	57277-M3 57277-CM3	57480-DM3	57347-M3	57600-DM3	
<b>Electrical Specifications</b>							
Voltage	120/208V AC 3-phase WYE	240V AC 3-phase WYE	277/480V AC 3-phase WYE	480V AC 3-phase WYE	347/600V AC 3-phase WYE	600V AC 3-phase Delta	
Frequency	50/60Hz	50/60Hz	50/60Hz	50/60Hz	50/60Hz	50/60Hz	
Surge Technology	40mm MOV	40mm MOV	40mm MOV	40mm MOV	40mm MOV	40mm MOV	
Recommended Circuit Breaker Rating	30A, 120V	30A, 240V	30A, 277V	30A, 480V	30A, 600V	30A, 600V	
<b>Performance Data</b>							
Nominal Discharge Current Rating (I <sub>n</sub> )	20kA	20kA	20kA	20kA	N/A	N/A	
Maximum Continuous Operating Voltage (MCOV)	L-N	150V	—	320V	—	390V	385V
	L-G	300V	—	640V	—	—	—
Voltage Protection Rating (VPR)	N-G	150V	—	320V	—	—	—
	L-L	300V	320V	640V	640V	680V	680V
Voltage Protection Rating (VPR)	L-N	1000V	—	1500V	—	1500V*	1000V*
	L-G	1500V	—	2500V	—	—	—
	N-G	800V	—	1200V	—	1000V*	1000V*
	L-L	1500V	1500V	2500V	2000V	2000V*	2000V*
Maximum Surge Current, per Mode (per Phase)	150kA (150kA)	150kA (150kA)	150kA (150kA)	150kA (150kA)	150kA (150kA)	150kA (150kA)	
Protection Mode	4 mode	3 mode	4 mode	3 mode	4 mode	4 mode	
Short Circuit Current Rating (SCCR)	100kA	100kA	100kA	100kA	100kA	100kA	
EMI/RFI Noise Rejection	-20 to -40dB (@ 1.5K-1.2MHz)						
<b>Warranty</b>							
Product Warranty	Limited lifetime						
Replacement Module Warranty	Limited lifetime**						

\*Surge Voltage Rating (SVR).

\*\*Certain restrictions apply

### SPOTLIGHT

#### Surge Protection

Need assistance? To learn more about how to implement an effective surge protective network have a Surge Protection Expert contact you. Visit [www.leviton.com/surge](http://www.leviton.com/surge) for more information.



### Specifications for 52000 Series Type 2 Surge Panels

Cat. No.	52120-M1	52120-M2 52120-CM2	52120-M2H	52120-M3 52120-CM3	52120-7M3 52120-7C3 52120-7CS 52120-7MS	52240-DM3	52277-M3 52277-CM3	52277-7M3 52277-7C3 52277-7CS 52277-7MS	52480-DM3	52412-DS3	
<b>Electrical Specifications</b>											
Voltage	120V AC	120/240V AC	120/240V AC	120/208V AC 3-phase WYE	120/208V AC 3-phase WYE	240V AC 3-phase Delta	277/480V AC 3-phase WYE	277/480V AC 3-phase WYE	480V AC 3-phase Delta	120/240/ 120V AC 3-phase Hi-Leg Delta	
Frequency	50/60Hz	50/60Hz	50/60Hz	50/60Hz	50/60Hz	50/60Hz	50/60Hz	50/60Hz	50/60Hz	50/60Hz	
Surge Technology	40mm MOV	40mm MOV	40mm MOV	40mm MOV	40mm MOV	40mm MOV	40mm MOV	40mm MOV	40mm MOV	40mm MOV	
Recommended Circuit Breaker Rating	30A, 120V	30A, 120/240V	30A, 120/240V	30A, 120/208V	30A, 120/208V	30A, 240V	30A, 277V/480V	30A, 277/480V	30A, 480V	30A, 120/240V	
<b>Performance Data</b>											
Maximum Continuous Operating Voltage (MCOV)	L-N	150V	150V	150V	150V	150V	—	320V	320V	—	L-N: 150V H-N: 320V
	L-G	300V	300V	300V	300V	150V	—	640V	320V	—	L-G: 300V H-G: 470V
	N-G	150V	150V	150V	150V	150V	—	320V	320V	—	150V
	L-L	—	300V	300V	300V	300V	320V	640V	640V	550V	L-L: 300V H-L: 470V
Voltage Protection Rating (VPR)	L-N	1000V	1000V	1000V	1000V	1000V	—	1500V	1500V	—	L-N: 1000V H-N: 1500V
	L-G	1500V	1500V	900V	1500V	1200V	—	2500V	1500V	—	L-G: 1500V H-G: 2000V
	N-G	700V	700V	700V	700V	800V	—	1200V	1200V	—	700V
	L-L	—	1500V	1500V	1500V	1500V	1500V	2500V	2500V	2000V	L-L: 1500V H-L: 2500V
Protection mode	2 mode	3 mode	3 mode	4 mode	7 mode	3 mode	4 mode	7 mode	3 mode	4 mode	
Maximum surge current, per mode (per phase)	100kA (100kA)	100kA (100kA)	100kA (100kA)	100kA (100kA)	100kA (200kA)	100kA (100kA)	100kA (100kA)	100kA (200kA)	100kA (100kA)	100kA (100kA)	
Short Circuit Current Rating (SCCR)	100kA	100kA	100kA	100kA	100kA	100kA	100kA	100kA	100kA	100kA	
Nominal discharge rate (I <sub>n</sub> )	20kA	20kA	20kA	20kA	20kA	20kA	20kA	20kA	20kA	20kA	
EMI/RFI Noise Rejection	-20dB to -40dB (50KHz-10MHz)										
Diagnostics	Real time protection status LEDs & audible alarm										
Remote Monitoring	Dry contacts-N.O./N.C. form C rated at 7Amps @ 240V AC or 30VDC										
<b>Warranty</b>											
Product Warranty	Limited lifetime										
Replacement Module Warranty	Limited lifetime*										

\*Certain restrictions apply

## SURGE PANELS | 37000 and 47000 Series

### 37000 and 47000 Series Type 2 Surge Panels

Leviton's 37000 and 47000 Series panel mounted surge protective devices provide seven-mode protection in WYE-configured, 3-phase AC systems. These devices are designed for installation at the service entrance, at branch panels, or as dedicated transient surge protection for critical equipment.

#### Features and Benefits

##### 37000 and 47000 Series for Commercial and Industrial Applications

- Protection for up to 100,000 amps (37000 Series) or 200,000 amps (47000 Series) of surge current per mode
- Models available in NEMA Type 1 enclosures for indoor applications and Type 4X enclosures (47000 series only) for outdoor applications
- Seven-mode protection (each phase to neutral, each phase to ground and neutral to ground)
- Real-time diagnostics monitor power and suppression status for each phase and provide both LED indicators and audible alarm
- Equipped with dry contacts for remote monitoring
- Limited lifetime product warranty



37120-7



47277-7

#### 37000 and 47000 Series Type 2 Surge Panels

Cat. No.	Description	Voltage (V AC) Configuration	Max Surge Current, Per Mode (Per Phase)
37120-7	7-Mode Surge Protection Panel	120/208 3Ø WYE, 4-wire + gnd	100kA (200kA)
37277-7	7-Mode Surge Protection Panel	277/480 3Ø WYE, 4-wire + gnd	100kA (200kA)
47120-7	7-Mode Surge Protection Panel	120/208 3Ø WYE, 4-wire + gnd	200kA (400kA)
47120-4X7	7-Mode Surge Protection Panel in Type 4X enclosure	120/208 3Ø WYE, 4-wire + gnd	200kA (400kA)
47277-7	7-Mode Surge Protection Panel	277/480 3Ø WYE, 4-wire + gnd	200kA (400kA)
47277-4X7	7-Mode Surge Protection Panel in Type 4X enclosure	277/480 3Ø WYE, 4-wire + gnd	200kA (400kA)

### Specifications for 37000 and 47000 Series Type 2 Surge Panels

Cat. No.	37120-7	37277-7	47120-7	47120-4X7	47277-7	47277-4X7
<b>Electrical Specifications</b>						
Voltage	120/208V AC 3-phase WYE	277/480V AC 3-phase WYE	120/208V AC 3-phase WYE	120/208V AC 3-phase WYE	277/480V AC 3-phase WYE	277/480V AC 3-phase WYE
Frequency	50/60Hz	50/60Hz	50/60Hz	50/60Hz	50/60Hz	50/60Hz
Surge Technology	40mm MOV	40mm MOV	40mm MOV	40mm MOV	40mm MOV	40mm MOV
Recommended Circuit Breaker Rating	30A, 120/208V	30A, 277/480V	30A, 120/208V	30A, 120/208V	30A, 277/480V	30A, 277/480V
<b>Performance Data</b>						
Nominal Discharge Rating (I <sub>n</sub> )	5kA	5kA	10kA	10kA	10kA	10kA
Maximum Continuous Operating Voltage (MCOV)	L-L	280V	640V	280V	280V	640V
	L-N	140V	320V	140V	140V	320V
	L-G	140V	320V	140V	140V	320V
	N-G	130V	300V	130V	130V	300V
Voltage Protection Rating (VPR)	L-L	1200V	2000V	1000V	1000V	1800V
	L-N	800V	1200V	700V	700V	1200V
	L-G	900V	1500V	900V	900V	1500V
	N-G	700V	1200V	700V	700V	1200V
Maximum Surge Current, per Mode (per Phase)	100kA (200kA)	100kA (200kA)	200kA (400kA)	200kA (400kA)	200kA (400kA)	200kA (400kA)
Protection Mode	7 mode					
Short Circuit Current Rating (SCCR)	10kA					
Noise Filtering	-40dB @ 10K-10MHz					
Diagnostics	Real time protection status LEDs & audible alarm					
<b>Warranty</b>						
Product Warranty	Limited lifetime					

### SPOTLIGHT Surge Protection

Need assistance? To learn more about how to implement an effective surge protective network have a Surge Protection Expert contact you. Visit [www.leviton.com/surge](http://www.leviton.com/surge) for more information.



### SURGE PANELS | 32000 and 42000 Series

#### 32000 and 42000 Series Type 2 Surge Panels

One of our most popular series, Leviton's 32000 and 42000 surge protection panels provide protection for up to 80kA of surge current per mode. They feature noise filtering, visual and audible indication of surge protection status and dry contacts for remote monitoring, all in a compact enclosure.

#### Features and Benefits

##### 32000 and 42000 Series Panel Mount Surge Protective Devices

- 32000 Series features reduced noise filtering for optimum compatibility with Leviton's Decora Home Control® and X10 communication network devices
- 42000 Series incorporates enhanced noise filtering and sine wave tracking for superior protection
- Three-phase models can be wired for either WYE or Delta AC systems
- Equipped with indicator lights and audible alarm for monitoring power and surge suppression status
- NEMA Type 3R enclosure for indoor/outdoor applications
- Optional flush mount collar available (42001-FMC)
- Limited lifetime product warranty



42120-1 with 42001-FMC  
Flush Mount Collar



42120-1

#### 32000 and 42000 Series Type 2 Surge Panels

Cat. No.	Description	Voltage (V AC) Configuration	Max Surge Current, Per Mode (Per Phase)
32120-1	4-Mode Surge Protection Panel	120/240 Single-phase, 2-wire + gnd	80kA (80kA)
32120-DY3	7-Mode Surge Protection Panel	120/208 3Ø WYE, 4-wire + gnd; 208 3Ø Delta, 3-wire + gnd; 220 3Ø Delta, 3-wire + gnd	80kA (80kA)
32277-DY3	7-Mode Surge Protection Panel	220/380 3Ø WYE, 4-wire + gnd; 277/480 3Ø WYE, 4-wire + gnd; 240 3Ø Delta, 3-wire + gnd; 480 3Ø Delta, 3-wire + gnd	80kA (80kA)
32412-DS3	7-Mode Surge Protection Panel	120/240/120 3Ø Hi-leg Split Phase Delta, 4-wire + gnd	80kA (80kA)
42120-1	4-Mode Surge Protection Panel	120/240 Single-phase, 2-wire + gnd	80kA (80kA)
42120-DY3	7-Mode Surge Protection Panel	120/208 3Ø WYE, 4-wire + gnd; 208 3Ø Delta, 3-wire + gnd; 220 3Ø Delta, 3-wire + gnd	80kA (80kA)
42277-DY3	7-Mode Surge Protection Panel	220/380 3Ø WYE, 4-wire + gnd; 277/480 3Ø WYE, 4-wire + gnd; 240 3Ø Delta, 3-wire + gnd; 480 3Ø Delta, 3-wire + gnd	80kA (80kA)
42412-DS3	7-Mode Surge Protection Panel	120/240/120 3Ø Hi-leg Split Phase Delta, 4-wire + gnd	80kA (80kA)
32347-DY3	4-mode Surge Protection Panel	347/600 3Ø WYE, 4-wire + gnd or 3Ø Delta, 3-wire + gnd	80kA (80kA)
42347-DY3	4-mode Surge Protection Panel	347/600 3Ø WYE, 4-wire + gnd or 3Ø Delta, 3-wire + gnd	80kA (80kA)
42001-FMC	Flush Mount Collar for all 32000 and 42000 Series Panels	—	—



### 51120 Series Type 2 Surge Panels

Leviton's 51120 Series panel mount surge protective devices are designed for use in homes and apartment buildings at the service entrance, electrical utility meter, or other branch panel locations. They are also ideal for use in pumping stations, radio towers and light commercial buildings where protection from high-energy, high-voltage transients is desired.

#### Features and Benefits

##### 51120 Series Panel Mount Surge Protective Devices

- Single high-energy solid-state semiconductor surge suppression circuitry per phase
- Real-time diagnostic visual indicator shows power and suppression status for each protected phase
- Standard J-Box enclosure with pre-punched standard knock-outs can be easily surface mounted in typical frame construction
- Feature a low VPR to ensure protection of sensitive electronic devices including LCD TVs, PDAs and computers
- Compatible with Leviton Decora Home Controls®
- Limited lifetime product warranty
- Connected equipment coverage up to \$25,000 for the 51120-1



51120-1

#### 51120 Series Type 2 Surge Panels

Cat. No.	Description	Voltage (V AC) Configuration	Max Surge Current, Per Mode (Per Phase)
51120-1	2-Mode Surge Protection Panel	120/240 Single-phase, 2-wire + gnd	50kA (50kA)
51120-3	3-Mode Surge Protection Panel	120/208 3Ø WYE, 4-wire + gnd	50kA (50kA)

Continued on next page

# Surge Protective Devices (SPDs)

TYPE 2



## SURGE PANELS | 32000/42000, 51120 and 51120-3

Continued from previous page

### Specifications for 32000/42000, 51120-1 and 51120-3 Type 2 Surge Panels

Cat. No.	51120-1	51120-3	32120-1 42120-1	32120-DY3 42120-DY3	32277-DY3 42277-DY3	32412-DS3 42412-DS3	32347-DY3 42347-DY3		
<b>Electrical Specifications</b>									
Voltage	120/240V AC Single phase	120/208V AC 3-phase WYE	120/240V AC Single phase	120/208V 3Ø WYE	277/408V 3Ø WYE	120/240/120V 3Ø Hi-Leg Delta	347/600V 3Ø WYE, 660V 3Ø Delta		
Surge Technology	40mm MOV	40mm MOV	40mm MOV	40mm MOV	40mm MOV	40mm MOV	40mm MOV		
Frequency	50/60Hz	50/60Hz	50/60Hz	50/60Hz	50/60Hz	50/60Hz	50/60Hz		
Recommended Circuit Breaker Rating	20A, 120/24V	20A, 120/208V	20A, 120/240V	30A, 120/208V	30A, 277/480V	30A, 120/240V	30A, 347/600V		
<b>Performance Data</b>									
Maximum Continuous Operating Voltage (MCOV)	L-N	150V	150V	150V	150V	320V	150V	385V	
	L-G	—	—	300V	300V	640V	300V	—	
	N-G	—	—	150V	150V	320V	150V	—	
	L-L	300V	300V	254V	254V	552V	254V	770V	
Voltage Protection Rating (VPR)	L-N	800V	800V	800V	700V	1200V	800V	1200V	
	L-G	—	—	2500V	—	—	—	—	
	N-G	—	—	700V	700V	1200V	700V	1000V**	
	L-L	1200V	1200V	1000V	1000V	1800V	1000V	2000V**	
Nominal Discharge Rating (I <sub>n</sub> )	3kA	3kA	3kA	3kA	3kA	3kA	N/A		
Maximum Surge Current, per Mode (per Phase)	50kA (50kA)	50kA (50kA)	80kA (80kA)	80kA (80kA)	80kA (80kA)	80kA (80kA)	80kA (80kA)		
Short Circuit Current Rating (SCCR)	10kA	10kA	100kA	100kA	100kA	100kA	100kA		
EMI/RFI Noise Rejection	-6dB to -28dB (@ 100kHz-100MHz)	-6dB to -28dB (@ 100kHz-100MHz)	32000 Series: -20 to -40dB (@ 1.5K-1.2MHz)					42000 Series: -30 to -40dB (@ 10K-10MHz)	
<b>Warranty</b>									
Product Warranty	Limited lifetime								
Connected Equipment Coverage	Up to \$25,000*	—							

\*As part of the True Whole House Surge Protection Warranty.

\*\*Surge Voltage Rating (SVR)

### SPOTLIGHT

#### Surge Protection

Need assistance? To learn more about how to implement an effective surge protective network have a Surge Protection Expert contact you. Visit [www.leviton.com/surge](http://www.leviton.com/surge) for more information.



### 51110 Series Type 2 Surge Panels

Leviton's 51110 Series residential surge protection panels are designed for mounting at the service entrance in homes, apartments and condominiums. They offer advanced surge protection for modern electronics and appliances, reducing the risk of damage from spikes and surges entering the property through AC power lines. The 51110-PTC also offers protection from surges coming through telephone and cable TV/satellite feeds.

#### Features and Benefits

##### 51110 Series Panel Mount Surge Protective Devices

- Real-time diagnostic visual indicator shows power and suppression status for each protected phase
- UL1449 3rd Edition rated
- DHC Power Line Carrier compatible
- 150 maximum continuous operating voltage (MOV) rating allows for tolerance to line voltage swells
- 51110-PTC model provides 4-wire telephone/fax/modem protection using hardwired screw terminations and dual CATV/satellite feed surge protection using Type "F" Connectors
- Backed by a limited 10-year warranty



51110-1



51110-PTC

#### 51110 Series Type 2 Surge Panels

Cat. No.	Description	Voltage (V AC) Configuration	Max Surge Current, Per Mode (Per Phase)
51110-1	4-Mode Surge Protection Panel	120/240 Single-phase, 2-wire + grd	48kA (96kA)
51110-PTC	4-Mode Surge Protection Panel	120/240 Single-phase, 2-wire + grd with 4-wire telephone and dual CATV/satellite coax	48kA (96kA)

Continued on next page

## SURGE PANELS | 51110 Series

Continued from previous page

### Specifications for 51110 Series Type 2 Surge Panels

Cat. No.		51110-1 and 51110-PTC	
<b>Electrical Specifications</b>			
Voltage	120/240V AC Single phase		
Surge Technology	MOV		
Frequency	50/60Hz		
Recommended Circuit Breaker Rating	30A, 120/240V		
<b>Performance Data</b>			
Maximum	L-N	150V	
Continuous	L-G	150V	
Operating	N-G	150V	
Voltage (MCOV)	L-L	300V	
Voltage	L-N	600V	
Protection	L-G	600V	
Rating	N-G	600V	
(VPR)	L-L	1000V	
Nominal Discharge Rating (In)	3kA		
EMI/RFI Noise Rejection	-6dB to -28dB (@ 100kHz-100MHz)		
Maximum Surge Current, per Mode (per Phase)	48kA (96kA)		
Short Circuit Current Rating (SCCR)	10kA		

### SPOTLIGHT

#### Surge Protection

Need assistance? To learn more about how to implement an effective surge protective network have a Surge Protection Expert contact you. Visit [www.leviton.com/surge](http://www.leviton.com/surge) for more information.



### Type 3 Point-of-Use

#### Type 3 Surge Protective Devices

Type 3 SPDs are point of utilization SPDs, installed at a minimum conductor length of 10 meters (30 feet) from the electrical service panel to the point of utilization. Examples include cord connected, direct plug-in, receptacle type and SPDs installed at the utilization equipment being protected. The distance (10 meters) is exclusive of conductors provided with or used to attach SPDs.

#### Type 3 Surge Protective Devices



**Color Choices** Surge protective devices are offered in a wide range of colors. To order colors, add suffix to Cat. No.



White (-W)



Ivory (-I)



Light Almond (-T)



Gray (-G/-GY)



Black (-E)



Brown



Red (-R)



Blue (-B)



Orange (-O)

## POINT-OF-USE | Surge Protective Receptacles

### Type 3 Surge Protective Receptacles

Leviton offers the broadest selection of surge protective receptacles in the industry. The low cost of these receptacles, combined with their ease of installation, means they can be placed anywhere you have a standard electrical outlet. So with a small investment, you have the assurance that your equipment is well protected — whether it's a heart monitor in the emergency room, a computer in your office, or the big screen TV in your living room.

#### Features and Benefits

##### Type 3 Surge Protective Receptacles

- Available in 15A, 125V and 20A, 125V ratings
- Tamper-resistant versions have a shutter mechanism that prevents incidental contact with energized contacts
- Indicator light provides visual indication that equipment is being protected
- Single, duplex and Four-In-One versions
- EMI/RFI noise filtering
- Available audible alarm for hidden locations (can be silenced)
- Wide variety of color options aid in identifying different types of equipment or applications
- Back and side-wired design with durable metal mounting strap
- Point-of-use protection for up to 18,000 amps of surge current total

#### Commercial/Industrial Grade Type 3 Surge Protective Receptacles

##### Decora® Tamper-Resistant Surge Protective Receptacles

Amp	Outlet Configuration	Brown	Ivory	White	Gray	Red	Blue	Black	Orange	Lt. Almond	Features
15A	Duplex	T5280	T5280-I	T5280-W	T5280-GY	—	T5280-B	T5280-E	—	T5280-T	■
15A	Duplex	—	T7280-I	T7280-W	—	—	T7280-B	T7280-E	—	T7280-T	■ ◆
15A	Duplex	—	T8280-I	T8280-W	—	T8280-R	T8280-B	—	—	T8280-T	● ■ ◆
20A	Duplex	T5380	T5380-I	T5380-W	T5380-GY	—	T5380-B	T5380-E	—	—	■
20A	Duplex	—	T7380-I	T7380-W	—	—	T7380-B	T7380-E	—	—	■ ◆
20A	Duplex	—	T8380-I	T8380-W	T8380-GY	T8380-R	T8380-B	—	—	—	● ■ ◆

##### Decora® Surge Protective Receptacles

Amp	Outlet Configuration	Brown	Ivory	White	Gray	Red	Blue	Black	Orange	Lt. Almond	Features
15A	Duplex	5280	5280-I	5280-W	5280-GY	—	5280-B	—	—	5280-T	■
20A	Duplex	5380	5380-I	5380-W	5380-GY	—	5380-B	—	—	—	■
15A	Duplex	5280-IG	5280-IGI	5280-IGW	—	—	5280-IGB	—	5280-IGO	—	■ ▼
20A	Duplex	5380-IG	5380-IGI	5380-IGW	5380-IGG	—	5380-IGB	—	5380-IGO	—	■ ▼
15A	Duplex	—	7280-I	7280-W	—	—	7280-B	—	—	7280-T	■ ◆
20A	Duplex	—	7380-I	7380-W	—	—	7380-B	—	—	—	■ ◆

##### Four-In-One Surge Protective Receptacles

Amp	Outlet Configuration	Brown	Ivory	White	Gray	Red	Blue	Black	Orange	Lt. Almond	Features
15A	Four-In-One	—	5480-I	5480-W	5480-GY	5480-R	5480-BU	—	—	—	■
20A	Four-In-One	—	5490-I	5490-W	5490-GY	—	5490-BU	—	—	—	■
15A	Four-In-One	—	—	—	—	—	—	—	5480-IG	—	■ ▼
20A	Four-In-One	—	5490-IGI	—	—	—	5490-IGB	—	5490-IG	—	■ ▼

**Key:**

- ▼ Isolated Ground
- ◆ Audible Alarm
- Indicator Light
- Hospital Grade

### Hospital Grade Type 3 Surge Protective Receptacles

#### Decora® Surge Protective Receptacles

Amp	Outlet Configuration	Outlet Color									Features
		Brown	Ivory	White	Gray	Red	Blue	Black	Orange	Lt. Almond	
15A	Duplex	8280	8280-I	8280-W	—	8280-R	8280-B	—	—	8280-T	■ ◆ ●
20A	Duplex	8380	8380-I	8380-W	8380-GY	8380-R	8380-B	—	—	—	■ ◆ ●
20A	Single	—	8381-I	—	—	—	—	—	—	—	■ ◆ ●
15A	Duplex	—	8280-IGI	8280-IGW	—	—	8280-IGB	—	8280-IGO	—	▼ ■ ◆ ●
20A	Duplex	—	8380-IGI	8380-IGW	8380-IGG	—	8380-IGB	—	8380-IGO	—	▼ ■ ◆ ●
20A	Single	—	8381-IGI	—	—	—	—	—	—	—	▼ ■ ◆ ●

#### Four-In-One Surge Protective Receptacles

Amp	Outlet Configuration	Outlet Color									Features
		Brown	Ivory	White	Gray	Red	Blue	Black	Orange	Lt. Almond	
15A	Four-In-One	—	8480-I	8480-W	—	8480-R	—	—	—	—	■ ●
20A	Four-In-One	—	8490-I	8490-W	—	8490-R	—	—	—	—	■ ●
15A	Four-In-One	—	8480-IGI	8480-IGW	—	—	8480-IGB	—	—	—	▼ ■ ●
20A	Four-In-One	—	8490-IGI	—	—	—	8490-IGB	—	8490-IG	—	▼ ■ ●

**Key:**

- ▼ Isolated Ground
- ◆ Audible Alarm
- Indicator Light
- Hospital Grade



T5280-T



T7380-B



T5380-I



T7280-W



8490-R

### Specifications for Type 3 Surge Protective Receptacles

#### Specs for Type 3 Surge Protective Receptacles

Electrical Specifications	
Dielectric Voltage	Withstands 2000V per UL498
Current Limiting	Full rated current
Temperature Rise	Max 30C after 250 cycles OL at 200% rated current
Performance Data	
Maximum Continuous Operating Voltage (MCOV)	150V rms
Joules Rating	720
Nominal Discharge Current (I <sub>n</sub> )	3kA (Meets Type 2 & Type 3 requirements)
Maximum Surge Current, Per Mode	L-N: 18kA, L-G: 9kA, N-G: 9kA
Noise Rejection	-30dB at 500kHz-30MHz
Voltage Protection Rating (VPR)	L-N: 600V, L-G: 700V, N-G: 600V
Short Circuit Current Rating (SCCR)	5kA
Diagnostics	Indicator light, audible alarm (on select versions)
Warranty	
Product Warranty	10-year limited

## LEV-LOK® 15A, 20A | Surge Protective Receptacles

### Lev-Lok® Surge Protective Receptacles

#### Features and Benefits

- Available in 15A, 125V and 20A, 125V ratings
- Indicator light provides visual indication that equipment is being protected
- EMI/RFI Noise Filtering
- Audible alarm to indicate loss of surge protection (can be silenced)
- Wide variety of color options aid in identifying different types of equipment or applications
- Point-of-use protection for up to 18,000 amps of surge current total

#### Hospital Grade 15A and 20A, 125V

Rating	15A-125V	20A-125V	
NEMA			
	5-15R	5-20R	
Description	Color	Cat. No.	Cat. No.
Duplex, Tamper-Resistant with Indicator Light & Audible Alarm	White	MT828-W	MT838-W
	Ivory	MT828-I	MT838-I
	Light Almond	MT828-T	MT838-T*
	Gray	MT828-GY*	MT838-GY
	Black	MT828-E*	MT838-E*
	Brown	MT828*	MT838*
	Blue	MT828-B	MT838-B
	Red	MT828-R	MT838-R



MT828-W

#### Commercial/Industrial Grade 15A and 20A, 125V

Rating	15A-125V	20A-125V	
NEMA			
	5-15R	5-20R	
Description	Color	Cat. No.	Cat. No.
Duplex, Tamper-Resistant with Indicator Light	White	MT528-W	MT538-W
	Ivory	MT528-I	MT538-I
	Light Almond	MT528-T	MT538-T*
	Gray	MT528-GY	MT538-GY
	Black	MT528-E	MT538-E
	Brown	MT528*	MT538
	Blue	MT528-B	MT538-B
	Red	MT528-R	MT538-R*
Duplex, Tamper-Resistant with Indicator Light & Audible Alarm	White	MT728-W	MT738-W
	Ivory	MT728-I	MT738-I
	Light Almond	MT728-T	MT738-T*
	Gray	MT728-GY*	MT738-GY
	Black	MT728-E	MT738-E*
	Brown	MT728*	MT738*
	Blue	MT728-B	MT738-B
	Red	MT728-R*	MT738-R*

\*Available upon request; minimum quantities apply



## Type 3 Surge Protective Power Strips

### Medical Grade Power Strips

Leviton's family of medical grade power strips are designed explicitly for use in health care facilities, including patient care areas as defined by NEC (2011) Article 517. These devices also satisfy electrical safety requirements specified in NFPA 99 (2012): Health Care Facilities Code, allowing facility managers to ensure that their facilities are compliant with this safety regulation.

#### Features and Benefits

- UL 60601-1, UL 1363A, and UL 60950-1 compliant to meet all major safety regulations required for health care facilities
- All outlets are hospital grade, ensuring dependable performance
- Surge-protective models are UL 1449 3rd edition compliant, providing the ultimate protection against voltage surges that can damage or diminish the performance of sensitive electronic equipment
- Heavy duty steel construction withstands the rigors of demanding environments
- Built-in overload protection shuts off the strip in case of excess power draw, and can be returned to service with the simple push of a button
- NAFTA Compliant
- Locking safety covers are splash-resistant and protect from incidental contact with unused outlets
- Indicator lights provide visual confirmation of power and surge protection (where applicable)
- Limited lifetime warranty

#### Stock Medical Grade Power Strips

Description	Current Rating	AC Power Cord Length	Number of Outlets	Cat. No.
Surge Protected Medical Grade Power Strips	15A (12A max continuous load)	7 ft.	6	<a href="#">5306M-1S7</a>
		15 ft.	4	<a href="#">5304M-1S5</a>
	20A (16A max continuous load)	15 ft.	6	<a href="#">5306M-1S5</a>
		7 ft.	6	<a href="#">5306M-2S7</a>
Medical Grade Power Strips	15A (12A max continuous load)	7 ft.	4	<a href="#">5304M-1N7</a>
		7 ft.	6	<a href="#">5306M-1N7</a>
	20A (16A max continuous load)	15 ft.	4	<a href="#">5304M-1N5</a>
		7 ft.	4	<a href="#">5304M-2N7</a>

#### Special Order Medical Grade Power Strips

Description	Current Rating	AC Power Cord Length	Number of Outlets	Cat. No.
Surge Protected Medical Grade Power Strips	15A (12A max continuous load)	7 ft.	2	<a href="#">5302M-1S7</a>
		7 ft.	4	<a href="#">5304M-1S7</a>
		15 ft.	2	<a href="#">5302M-1S5</a>
	20A (16A max continuous load)	7 ft.	2	<a href="#">5302M-2S7</a>
		7 ft.	4	<a href="#">5304M-2S7</a>
		15 ft.	2	<a href="#">5302M-2S5</a>
Medical Grade Power Strips	15A (12A max continuous load)	15 ft.	4	<a href="#">5304M-2S5</a>
		15 ft.	6	<a href="#">5306M-2S5</a>
		7 ft.	2	<a href="#">5302M-1N7</a>
	20A (16A max continuous load)	15 ft.	2	<a href="#">5302M-1N5</a>
		15 ft.	6	<a href="#">5306M-1N5</a>
		7 ft.	2	<a href="#">5302M-2N7</a>
		7 ft.	6	<a href="#">5306M-2N7</a>
		15 ft.	2	<a href="#">5302M-2N5</a>
		15 ft.	4	<a href="#">5304M-2N5</a>
		15 ft.	6	<a href="#">5306M-2N5</a>



5306M-1S7



5304M-1S5

\*Minimum quantities apply.

All items available with flying leads; surge-protected strips available with audible alarm as a special order — contact your Leviton sales representative for details

## POINT-OF-USE | Medical Grade, 5100 and 5300 Series Surge Strips

### Specifications for Medical Grade Power Strips

	Non-Surge Protected	Surge Protected	Non-Surge Protected	Surge Protected
<b>Cat. No.</b>	<b>5302M-1N7</b>	<b>5302M-1S7</b>	<b>5302M-2N7</b>	<b>5302M-2S7</b>
	<b>5304M-1N7</b>	<b>5304M-1S7</b>	<b>5304M-2N7</b>	<b>5304M-2S7</b>
	<b>5306M-1N7</b>	<b>5306M-1S7</b>	<b>5306M-2N7</b>	<b>5306M-2S7</b>
	<b>5302M-1N5</b>	<b>5302M-1S5</b>	<b>5302M-2N5</b>	<b>5302M-2S5</b>
	<b>5304M-1N5</b>	<b>5304M-1S5</b>	<b>5304M-2N5</b>	<b>5304M-2S5</b>
	<b>5306M-1N5</b>	<b>5306M-1S5</b>	<b>5306M-2N5</b>	<b>5306M-2S5</b>
<b>Electrical Specifications</b>				
Amperage	15A (12A max continuous load)		20A (16A max continuous load)	
Voltage	125V		125V	
Frequency	60Hz		60Hz	
<b>Performance Data</b>				
Maximum Leakage Current	<100µA		<100µA	
<b>Warranty</b>				
Product Warranty	Limited lifetime		Limited lifetime	

### 5100 and 5300 Series Type 3 Surge Protective Strips

Leviton's 5100 and 5300 Series surge protected power strips offer superior protection for any commercial, industrial, or hospital application. Our industrial strips feature robust construction, including durable metal housings, while our commercial grade strips feature a durable thermoplastic housing. They are available in two performance levels to address surge protection needs in a variety of commercial and industrial environments. Our hospital version strips feature tamper-resistant hospital grade receptacles.

#### Features and Benefits

##### 5100 and 5300 Series, 6-Outlet Surge Protective Strips

- Multi-line protection (L-N, L-G, N-G)
- 6 surge protected outlets
- LEDs indicate power and protection status
- Onboard resettable circuit breaker
- Limited lifetime product warranty
- Limited lifetime connected equipment protection policy



5100-PS



5100-IPS



5300-HT2

### 5100 and 5300 Series Type 3 Surge Protective Strips

5100 and 5300 Series Type 3 Surge Strips								
Cat. No.	Application	Maximum Input Current	Joules	Alarm	Enclosure	On/Off Switch	Cord Length	
5100-PS	Commercial	15 Amp	720	—	ABS Plastic	Yes	6 Feet	
5100-S15	Commercial	15 Amp	720	—	ABS Plastic	Yes	15 Feet	
5300-PS	Commercial	15 Amp	1520	—	ABS Plastic	Yes	6 Feet	
5300-S15	Commercial	15 Amp	1520	—	ABS Plastic	Yes	15 Feet	
5100-IPS	Industrial	15 Amp	1330	Audible at protection loss	Steel	Yes	6 Feet	
5100-IS2	Industrial	20 Amp	900	Audible at protection loss	Steel	Yes	6 Feet	
5300-IPS	Industrial	15 Amp	1330	Audible at protection loss	Steel	Yes	6 Feet	
5300-H15	Hospital	15 Amp	952	—	Steel	No	15 Feet	
5300-HTS	Hospital	15 Amp	952	—	Steel	No	6 Feet	
5300-HT2	Hospital	20 Amp	952	—	Steel	No	6 Feet	

### Specifications for 5100 and 5300 Series Type 3 Surge Strips

Cat. No.	5100-IPS	5100-IS2	5300-IPS	5300-H15	5300-HTS	5300-HT2	5100-PS 5100-S15	5300-PS 5300-S15	
<b>Series</b>	<b>Industrial/Hospital</b>						<b>Commercial</b>		
<b>Electrical Specifications</b>									
Amperage	15A	20A	15A	15A	15A	20A	15A	15A	
Voltage	125V AC	125V AC	125V AC	125V AC	125V AC	125V AC	125V AC	125V AC	
Frequency	50/60Hz	50/60Hz	50/60Hz	50/60Hz	50/60Hz	50/60Hz	50/60Hz	50/60Hz	
Surge Technology	MOV	MOV	MOV	MOV	MOV	MOV	MOV	MOV	
<b>Performance Data</b>									
Maximum Continuous Operating Voltage (MCOV)	150V	150V	130V	150V	150V	150V	150V	130V	
Joules	1330J	900J	1330J	952J	952J	952J	720J	1520J	
Maximum Surge Current, per Mode (L-N)	84kA	45kA	84kA	51kA	51kA	51kA	36kA	96kA	
Noise Filtering	-5 to -25dB (@ 500K-100MHz)	-5 to -25dB (@ 50K-100MHz)	-5 to -25dB (@ 50K-100MHz)	-5 to -25dB (@ 50K-100MHz)	-5 to -25dB (@ 50K-100MHz)	-5 to -25dB (@ 50K-100MHz)	-5 to -25dB (@ 500K-100MHz)	-5 to -25dB (@ 50K-100MHz)	
Voltage Protection Rating (VPR)	L-N	600V	600V	500V	500V	500V	500V	500V	
	L-G	600V	700V	600V	700V	700V	600V	600V	
	N-G	600V	700V	600V	700V	700V	600V	500V	
<b>Warranty</b>									
Product Warranty	Limited lifetime								

## POINT-OF-USE | S1000 and S2000 Series Surge Strips

### S1000 and S2000 Series Type 3 Surge Protective Strips

Leviton's S1000 and S2000 Series surge protected strips provide superior protection for everyday use in professional work areas and home offices, protecting computers, peripherals and other electronic devices from damaging surges, voltage transients and noise spikes.

#### Features and Benefits

##### S1000 and S2000 Series Surge Protective Strips

- Diagnostic LEDs for surge protection, polarity, and ground
- Resettable circuit breaker and internal fusing circuit protection
- Audible alarm indicates loss of surge protection
- Multi-line protection (L-N, L-G, N-G)
- Velcro straps provided for cord management
- Mounting template provided for easy installation
- Optional coax and Telco surge protection
- All units feature right angle NEMA 5-15P plug
- Limited lifetime product warranty and connected equipment protection policy



S1000-PS



S2000-PS

#### S1000 and S2000 Series Type 3 Surge Protective Strips

Cat. No.	Maximum Input Current	Joules	Data Protection	Enclosure	Number of Outlets	Cord Length
S1000-PS	15 Amp	1010J	—	ABS plastic	6	6 Feet
S1000-S15	15 Amp	1010J	—	ABS plastic	6	15 Feet
S1000-PTC	15 Amp	1010J	RJ-11, Coax	ABS plastic	6	6 Feet
S2000-PS	15 Amp	2020J	—	ABS plastic	9	6 Feet
S2000-S15	15 Amp	2020J	—	ABS plastic	9	15 Feet
S2000-PTC	15 Amp	2020J	RJ-45, Coax	ABS plastic	9	6 Feet

### Specifications for S1000 and S2000 Series Type 3 Surge Strips

Cat. No.	S1000-PS, S1000-S15, S1000-PTC	S2000-PS, S2000-S15, S2000-PTC
<b>Electrical Specifications</b>		
Amperage	15A	15A
Voltage	120V	120V
Frequency	50/60Hz	50/60Hz
Surge Technology	MOV	MOV
<b>Performance Data</b>		
Maximum Continuous Operating Voltage (MCOV)	150V	150V
Joules	1010J	2020J
Maximum Surge Current, per Mode (L-N)	25kA	62.5kA
Voltage Protection Rating (VPR)	L-N	600V
	L-G	700V
Voltage Protection Rating (VPR)	L-G	700V
	N-G	700V
Noise Filtering	-8 to -25dB (@ 100K-100MHz)	-10 to -20dB (@ 5M-100MHz)
<b>Warranty</b>		
Product Warranty	Limited lifetime	Limited lifetime
Connected Equipment Warranty	Limited lifetime	Limited lifetime

## Type 3 Surge Protective Plug-Ins

### 3500 Series Type 3 Wall-Mount Surge Protective Units

Leviton's plug-in surge units plug directly into a standard wall outlet to provide surge protection for up to six devices. They are ideal for immediate surge protection in tight spaces such as behind desks, book cases, sofas, and media equipment.

#### Features and Benefits

##### 3500 Series Wall-Mount Surge Protectors

- 6 surge protected outlets
- Noise filtering for reduced EMI
- Multi-line protection (L-N, L-G, and N-G)
- Illuminated LED confirms surge protection; audible alarm at protection loss
- Available in standard, telecommunications and CATV versions
- Backed by a limited 10-year warranty/lifetime limited connected equipment warranty



3500-P



3500-PC



3500-PT

#### 3500 Series Type 3 Wall-Mount Surge Protective Units

Cat. No.	Data Line Protection
3500-P	None
3500-PC	Coax
3500-PT	Telco

Continued on next page

#### SPOTLIGHT Surge Protection

*Need assistance? To learn more about how to implement an effective surge protective network have a Surge Protection Expert contact you. Visit [www.leviton.com/surge](http://www.leviton.com/surge) for more information.*



## POINT-OF-USE | 3500 Series Wall-Mount Surge Plug-Ins

Continued from previous page

### Specifications for 3500 Series Type 3 Wall-Mount Surge Protective Units

Cat. No.	3500-P	3500-PC	3500-PT
<b>Electrical Specifications</b>			
Amperage	15A	15A	15A
Voltage	120V	120V	120V
Frequency	50/60Hz	50/60Hz	50/60Hz
Surge Technology	MOV	MOV	MOV
<b>Performance Data</b>			
Maximum Continuous Operating Voltage (MCOV)	130V	130V	130V
Joules	570J	570J	570J
Maximum Surge Current, per Mode	36kA	36kA	36kA
Voltage	L-N 600V	600V	600V
Protection	L-G 700V	700V	700V
Rating (VPR)	N-G 700V	700V	700V
Noise Filtering	-10 to -45dB (@ 50KHz-100MHz)	-10 to -45dB (@ 50KHz-100MHz)	-10 to -45dB (@ 50KHz-100MHz)
<b>Warranty</b>			
Product Warranty	10-year limited	10-year limited	10-year limited
Connected Equipment Warranty	Limited lifetime	Limited lifetime	Limited lifetime

### SPOTLIGHT

#### Surge Protection

Need assistance? To learn more about how to implement an effective surge protective network have a Surge Protection Expert contact you. Visit [www.leviton.com/surge](http://www.leviton.com/surge) for more information.



## Type 4 UL Recognized Components

### Type 4 Surge Protective Devices

Type 4 SPDs are component assemblies consisting of one or more Type 5 components — discrete component surge suppressors, such as MOVs that may be mounted on a PWB, connected by its leads or provided within an enclosure with mounting means and wiring terminations — together with a disconnect (integral or external).

**3800-WM, 3800-DIN and 51020-DIN**



## UL RECOGNIZED COMPONENTS | 51000 Series Surge Devices

### 51000 Series Type 4 Surge Protective Devices

Leviton's 51000 Series surge protective devices provide point-of-use surge protection for industrial applications such as factory automation servo motors, drives and PLCs. Available in models with maximum load currents of 5 to 16 amps and in both wall-mounted and DIN rail mounted configurations.

#### Features and Benefits

##### 51000 Series UL Recognized Components

- Protection for up to 52,000 amps of surge current per mode
- Tested to ANSI/IEEE C62.41 and C62.45 standards for category A & B applications
- Type 4 Surge Protective Devices (SPD) evaluated for use in Type 3 SPD applications
- C Sinewave tracking provides enhanced EMI/RFI filtering
- Visual and audible alarms if surge protection is lost
- Dry contacts for remote monitoring
- Manufactured to ISO 9001 standards
- Backed by a limited 10-year warranty



51005-DIN



51020-DIN

#### 51000 Series Type 4 Surge Protective Devices

Cat. No.	Description	Amperage	Voltage	Joules	MCOV	Enclosure
51005-DIN	Single-phase, 2-Wire + Ground, DIN-rail mounted	5 Amp	120V AC	672J	150V	Polycarbonate
51005-WM	Single-phase, 2-Wire + Ground	5 Amp	120V AC	672J	150V	Polycarbonate
51010-DIN	Single-phase, 2-Wire + Ground, DIN-rail mounted	10 Amp	120V AC	672J	150V	Polycarbonate
51010-WM	Single-phase, 2-Wire + Ground	10 Amp	120V AC	672J	150V	Polycarbonate
51015-WM	Single-phase, 2-Wire + Ground	15 Amp	120V AC	1360J	150V	Extruded Aluminum
51020-DIN	Single-phase, 2-Wire + Ground, DIN-rail mounted	16 Amp	120V AC	1360J	150V	Extruded Aluminum
51020-WM	Single-phase, 2-Wire + Ground	16 Amp	120V AC	1360J	150V	Extruded Aluminum
51240-DIN	Single-phase, 2-Wire + Ground, DIN-rail mounted	16 Amp	240V AC	2600J	270V	Extruded Aluminum
51240-WM	Single-phase, 2-Wire + Ground	16 Amp	240V AC	2600J	270V	Extruded Aluminum



## UL RECOGNIZED COMPONENTS | 3800 Series Surge Devices

### 3800 Series Type 4 Surge Protective Devices

Leviton's 3800 Series surge protective devices are designed to provide wired-in surge protection for devices in industrial and commercial equipment cabinets. These devices are suitable for 125V AC applications. Available in standard equipment or DIN Rail mount with terminal block for connections, or standard equipment mount with 6" long wire leads for termination and remote LED.

#### Features and Benefits

##### 3800 Series UL Recognized Components

- MOV-based suppression circuitry provides optimum clamping
- Type 4 Surge Protective Devices (SPD) evaluated for use in Type 2 SPD applications
- Tested to ANSI/IEEE C62.41 and C62.45 standards for category A & B applications
- Terminal-Block accepts 14 AWG or 12 AWG conductors
- Manufactured to ISO 9001 standards
- Backed by a limited 10-year warranty



3800-DIN



3800-WM



3800-OEM

#### 3800 Series Type 4 Surge Protective Devices

Cat. No.	Description
3800-DIN	Terminal Block Connection, DIN-rail mounted
3800-WM	Terminal Block Connection
3800-OEM	Pigtail Connection w/ 6" lead

Continued on next page

## UL RECOGNIZED COMPONENTS | 3800 and 51000 Series Surge Devices

Continued from previous page

### Specifications for 51000 and 3800 Series Type 4 Surge Protective Devices

Cat. No.	51005-DIN 51005-WM	51010-DIN 51010-WM	51015-WM	51020-DIN 51020-WM	51240-DIN 51240-WM	3800-DIN 3800-WM 3800-OEM
<b>Electrical Specifications</b>						
Amperage	5A	10A	15A	16A	16A	N/A
Voltage	120V AC	120V AC	120V AC	120V AC	240V AC	125V AC
Frequency	50/60Hz	50/60Hz	50/60Hz	50/60Hz	50/60Hz	50/60Hz
Surge Technology	MOV	MOV	MOV	MOV	MOV	MOV
<b>Performance Data</b>						
Maximum Continuous Operating Voltage (MCOV)	150V	150V	150V	150V	270V	130V
Joules	672J	672J	1360J	1360J	2600J	600J
Nominal Discharge Current (I <sub>n</sub> )	N/A	N/A	N/A	N/A	N/A	3kA
Maximum Surge Current, per Phase	L-N: 26kA L-G: 13kA (39kA)	L-N: 26kA L-G: 13kA (39kA)	L-N: 48kA L-G: 24kA (72kA)	L-N: 48kA L-G: 24kA (72kA)	L-N: 40kA L-G: 20kA (60kA)	L-N: 24kA L-G: 12kA (36kA)
Voltage Protection Rating (VPR)	L-L	—	—	—	700V	—
	L-N	500V	500V	400V	400V	700V
	L-G	600V	600V	500V	500V	800V
	N-G	500V	500V	500V	500V	600V
Noise Filtering	-20 to -40dB (@ 50K-100MHz)	-20 to -40dB (@ 50K-100MHz)	-20 to -40dB (@ 50K-100MHz)	-20 to -40dB (@ 50K-100MHz)	-20 to -40dB (@ 50K-100MHz)	-10 to -15dB (@ 100K-100MHz)
Protection Mode	3 mode	3 mode	3 mode	3 mode	3 mode	3 mode
<b>Warranty</b>						
Product Warranty	10-year limited					

### SPOTLIGHT

#### Surge Protection

Need assistance? To learn more about how to implement an effective surge protective network have a Surge Protection Expert contact you. Visit [www.leviton.com/surge](http://www.leviton.com/surge) for more information.



### Type 4 DIN-Rail Mount Receptacles

The DIN-Rail Series provide mounting in equipment cabinets where convenient plug-in surge protection is needed. Available in 120V single and duplex outlet configurations.

#### Features and Benefits

##### Single or Duplex Receptacles

- Provide MOV-based normal mode and common mode L-N, L-G, N-G surge protection
- Hospital grade receptacle ensures a secure plug-to-receptacle connection (3880-DIN only)
- LED indicator light goes off when surge protection is lost
- Audible alarm with disable/quiet switch also indicates loss of surge protection (3880-DIN only)
- Outlet continues to provide power to connected load in the event of a loss of protection

### DIN-Rail Mount Receptacles — Type 4

DIN-Rail Mount Receptacles	
Cat. No.	Description
3880-DIN	Hospital Grade Surge Protective Duplex Receptacle, Single-phase, DIN-rail mount
3801-DIN	Surge Protective Single Receptacle, Single-phase, DIN-rail mount

Continued on next page



3880-DIN



3801-DIN



#### Related Products

For more information on our Decora Plus™ Industrial grade DIN-Rail Mount Duplex receptacles **see page B-24 in the Straight Blade Devices section.** For more information on our Industrial grade DIN-Rail GFCI receptacles **see page D-8 in the GFCIs and AFCIs section.**

## UL RECOGNIZED COMPONENTS | DIN-Rail Mount Receptacles

Continued from previous page

### Specifications for DIN-Rail Mount Receptacles — Type 4

Cat. No.	3880-DIN	3801-DIN
<b>Electrical Specifications</b>		
Amperage	15A	10A
Volts	120V AC	120V AC
Dielectric Voltage	Withstands 2000V per UL498	Withstands 2000V per UL498
Current Limiting	Full rated current	Full rated current
Temperature Rise	Max 30C after 250 cycles OL at 200% rated current	Max 30C after 250 cycles OL at 200% rated current
<b>Performance Data</b>		
Maximum Continuous Operating Voltage (MCOV)	150V	150V
Joules Rating	560J	560J
Nominal Discharge Current (I <sub>n</sub> )	3kA	N/A
Maximum Surge Current, per Mode (per Phase)	9kA (18kA)	9kA (18kA)
Noise Filtering	-20 to -40dB	-20 to -40dB
Voltage Protection Rating (VPR)	L-N: 500V, L-G: 600V, N-G: 600V	L-N: 500V, L-G: 600V, N-G: 600V
Short Circuit Current Rating (SCCR)	N/A	N/A
Diagnostics	Indicator light, audible alarm	Indicator light
Protection Modes	3	3
<b>Warranty</b>		
Product Warranty	10-year limited	10-year limited

### SPOTLIGHT

#### Surge Protection

Need assistance? To learn more about how to implement an effective surge protective network have a Surge Protection Expert contact you. Visit [www.leviton.com/surge](http://www.leviton.com/surge) for more information.



### Low Voltage: Power and Data Protection

#### 3800 Series Low Voltage Data Line Surge Protective Modules

Leviton's 3800 Series DC surge protective devices are designed for mounting in standard equipment cabinets where surge suppression is desired for the enclosed equipment. Compact black-box styling coordinates with other mounted equipment. The MOV-based suppression circuitry provides optimum clamping. Available in standard equipment mount and DIN-rail mount configurations.

**3863-DEV, 3861-ETH and 3848-DIN**



#### Features and Benefits

- 3800 Series Low-Voltage UL Recognized Components**
- MOV-based suppression circuitry provides optimum clamping
  - Wired-in equipment cabinet surge protection for 12V, 24V and 48V DC applications
  - Terminal block connections for 22AWG to 14AWG conductors
  - Manufactured to ISO 9001:2000 standards
  - Backed by a limited 10-year warranty

### 3800 Series Low Voltage Power Surge Protective Modules

#### 3800 Low Voltage Data Line Surge Protective Modules

Cat. No.	Voltage Rating	Connection
3812-DIN	12V DC	Terminal Block, DIN-Rail Mount
3824-DIN	24V DC	Terminal Block, DIN-Rail Mount
3824-WM	24V DC	Terminal Block, Standard Equipment Mount
3848-DIN	48V DC	Terminal Block, DIN-Rail Mount
3848-WM	48V DC	Terminal Block, Standard Equipment Mount
3848-OEM	48V DC	Pigtail Connection, Standard Equipment Mount



3848-OEM



3848-WM



3848-DIN

### Specifications for 3800 Series Low Voltage Data Line Surge Protective Modules

Cat. No.	3812-DIN	3824-DIN, 3824-WM	3848-DIN, 3848-WM, 3838-OEM
<b>Performance Data</b>			
Maximum DC Operating Voltage	13.2VDC	26.4VDC	52.8VDC
Breakdown Voltage 100V/μsec	14.7-19.8V	33.1-38.2V	51.8-71.8V
Maximum Surge Current 10 x 1000μsec	10A	10A	10A
Maximum Capacitance	4.8μf	4.8μf	4.8μf
UL497B Clamping	21V	37V	71V
<b>Warranty</b>			
Product Warranty	10-year limited	10-year limited	10-year limited

### 3400/3800 Series Low-Voltage Data Line Surge Protective Modules

Leviton's 3400/3800 Series surge protection modules are designed to provide application-specific surge protection for factory automation and industrial control devices. They are available in various DC voltage configurations, connection types and mounting styles.

#### Features and Benefits

##### 3400/3800 Series Modules

- Designed for mounting in standard equipment cabinets
- Wired-in surge protection for PLCs and other data networking devices
- Withstands surges at PLC devices in harsh industrial and high EMI environments
- Low clamping voltage
- Manufactured to ISO 9001:2000 standards
- Backed by a limited 10-year warranty



3863-DEV 3861-ETH



3420-35 3803-485

#### 3400/3800 Series Low Voltage Data Line Surge Protective Modules

Cat. No.	Description	Voltage Rating	Application
3420-9	SPD with 3-Pin Header Connector, Surface Mount	9.6V DC	Devices operating on Allen-Bradley 4-20ma Signal Loop networks and other related protocols, 9V
3420-35	SPD with 3-Pin Header Connector, Surface Mount	38.5V DC	Devices operating on Allen-Bradley 4-20ma Signal Loop networks and other related protocols, 35V
3803-485	SPD with 6-Pin Header Connector, Surface Mount	9.6V DC	Devices operating on Allen-Bradley DH-485 networks and other related protocols
3803-DHP	SPD with 3-Pin Header Connector, Surface Mount	9.6V DC	Devices operating on Allen-Bradley "Blue Hose" networks and other related protocols
3803-MOD	SPD with 3-Pin Header Connector, Surface Mount	9.6V DC	Devices operating on Modbus and Modbus Plus networks and other related protocols
3860-GEF	SPD with 4-Position Terminal Block, Surface & DIN-Rail Mount	100V DC	Devices operating on GE Fanuc Control Bus networks and other related protocols
3861-ETH	SPD with RJ-45 Connector, Surface & DIN-rail Mount	19.8V DC	Devices operating on Allen-Bradley Ethernet PLC ports and CAT 3 networks and other related protocols
3862-CON	SPD with BNC Connector, Surface & DIN-Rail Mount	9.18V DC	Devices operating on Allen-Bradley ControlNet networks, CCTV and other related protocols
3863-DEV	SPD with 5-Pin Header Connector, Surface & DIN-Rail Mount	19.8V DC	Devices operating on DeviceNet networks and other related protocols

Continued on next page

## LOW VOLTAGE: POWER AND DATA PROTECTION | 3400/3800 Series

Continued from previous page

### Specifications for 3400/3800 Series Low Voltage Data Line Surge Protection Modules

Cat. No.	3420-9	3420-35	3803-485	3803-DHP	3803-MOD	3860-GEF	3861-ETH	3862-CON	3863-DEV
<b>Performance Data</b>									
Maximum DC Operating Voltage	(-)4.5 to 4.5	30VDC (V+ to G)	(-)4.5 to 4.5	(-)4.5 to 4.5	(-)4.5 to 4.5	100.4VDC (L-G) 16.4VDC (L-Shield)	19.8VDC (L-G) 5.6VDC (L-L)	9.18VDC (L-G) 9.18VDC (L-Shield)	19.8VDC (L-G) 5.6VDC (L-L)
Clamping Voltage	12Vpk	48Vpk	12Vpk	12Vpk	12Vpk	205.4Vpk (L-G) 60.7Vpk (L-Shield)	119Vpk (L-G) 56Vpk (L-L)	62.4Vpk (L-G) 36.8Vpk (L-Shield)	119Vpk (L-G) 56Vpk (L-L)
Maximum Surge Current	1kA	1kA	1kA	1kA	1kA	1kA	1kA	1kA	1kA
Maximum Capacitance	53pF (L-G) 53pF (L-L)	53pF (L-G) 53pF (L-L)	53pF (L-G) 53pF (L-L)	14.48pF (L-G) 7.48pF (L-L)	73pF (L-G) 2.2pF (L-L)	20pF (L-G) 20pF (L-L)	20pF (L-G) 20pF (L-L)	30pF (L-L)	20pF (L-L)
<b>Warranty</b>									
Product Warranty	10-year limited								

#### SPOTLIGHT

#### Surge Protection

Need assistance? To learn more about how to implement an effective surge protective network have a Surge Protection Expert contact you. Visit [www.leviton.com/surge](http://www.leviton.com/surge) for more information.





North American Rated Plugs, Connectors

Inlets & Receptacles ..... G-2

North American Rated Accessories ..... G-11

International Rated Plugs, Connectors

Inlets & Receptacles ..... G-16

Mechanical Interlocks ..... G-21

Pin & Sleeve Coloring and Numbering ..... G-26




## NORTH AMERICAN RATED

### North American Rated Devices

The Watertight Line. Superior Connection...Superior Protection

5100P7W

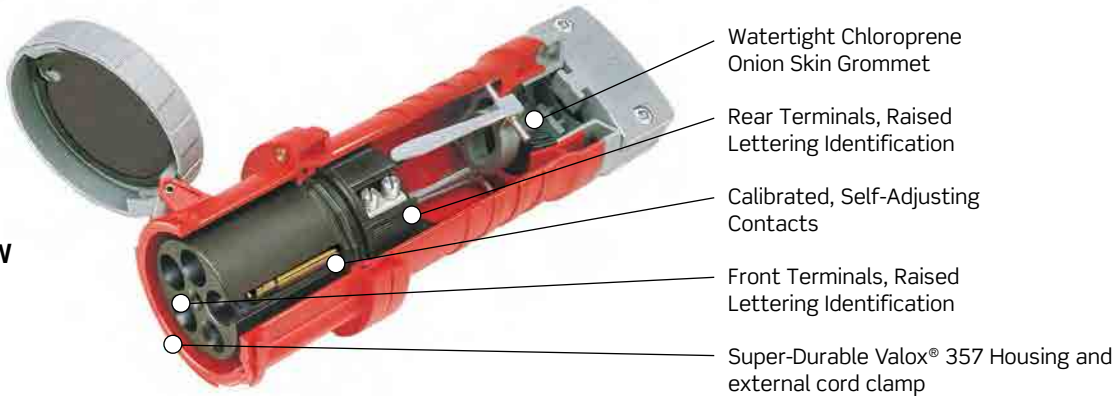


- Solid Brass Pins
- Reinforced Nylon Contact Carrier
- Terminal Screws, Stainless Steel (100A and 20-60A)
- Heavy-Duty Valox® 357 Exterior Cord Clamp




Accepts liquid-tight conduit with adapter accessory (page G-15)

5100C7W



- Watertight Chloroprene Onion Skin Grommet
- Rear Terminals, Raised Lettering Identification
- Calibrated, Self-Adjusting Contacts
- Front Terminals, Raised Lettering Identification
- Super-Durable Valox® 357 Housing and external cord clamp




#### Super Tough Housing

- Provides maximum protection from abuse and environment
- Heavy-wall molding of Valox® 357 resists impact, heat, flame and chemicals
- Superior performance in low-to-high ambient temperature extremes (-40°C to 60°C)
- Excellent UV stability for superior outdoor performance (UL1682)
- V-0 flammability rating
- Fully insulated
- Color-coded by voltage for easy identification



#### External Cord Clamp

- Protects terminals from strain
- Accommodates a wide variety of cord sizes
- Excellent impact strength
- Excellent UV stability for superior outdoor performance (UL1682)
- V-0 flammability rating
- Accepts wire mesh strain relief



#### Internal Cord Clamp

- Secondary method for eliminating strain on terminals and conductors
- True IEC 60309-1 & 60309-2 acceptance
- Constructed of sturdy thermoplastic for tough environments
- Removes easily for user convenience



#### Spring Loaded Cover, Cover Arm, & Locking Rings

- Rings lock plug to connector
- Spring loaded cover closes automatically
- "Performance grade" Stainless Steel cover spring for superior corrosion-resistance and long life
- Excellent UV stability for outdoor use
- V-0 flammability rating
- Interior arm design in 60 and 100 amp helps eliminate breakage



#### Gasket/Grommet

- Prevents moisture, dust, and contaminants from entering housing or pin/contact carrier
- Solid chloroprene for positive seal and excellent chemical/corrosion-resistance
- Onion skin design on grommet provides precise watertight fit, eliminating the need to choose from multiple grommets that may not fit the cable jacket precisely

Valox® is a registered trademark of SABIC


G  
Pin & Sleeve

**Features and Benefits**


- Rugged housing, made of superior performance Valox® 357, provides maximum corrosion protection and makes the device more resistant to impact, abuse and temperature extremes. V-0 flame rated and superior UV stability
- Contact carrier resists arcing and internal heat build up; 60 and 100 amp contact/pin carriers are made of reinforced nylon for even greater strength and temperature resistance
- Zinc-coated steel terminal screws on 20A and 30A devices
- Brass terminal screws on 60A devices
- Dependable, clean brass construction for long life, reliable electrical contact, maximum conductivity, and corrosion resistance
- Watertight chloroprene onion skin grommet provides a precise, reliable seal at the cable entry point
- Ground, neutral and phase terminals are clearly identified by color coding or letters and numbering on both front and back sides
- Multiple contact points assure a continuously reliable electrical connection
- Engineered to IP67 Watertight Standards
- North American Rated Devices 20, 30, 60 and 100 Amp
- Meets North American IEC 60309-1 and 60309-2 Standards
- UL Rated for both 50 and 60 Hz applications
- Rockwell Automation Encompass™ Product Partner
- Backed by a limited 2-year warranty


**Pin & Contact Carrier, 60 & 100 Amp**

- Protects pins and contacts, holding them firmly in place
- Pin carrier and contact carrier constructed of glass fiber reinforced nylon for maximum impact resistance and maximum protection of pins and contacts
- Superior arc-tracking resistance
- Excellent heat-resistance and flame resistance
- Chamfered wire entry makes wiring easier


**Pin & Contact Carrier, 20 & 30 Amp**

- Pin carrier and contact carrier constructed of nylon for maximum impact resistance and maximum protection of pins and contacts
- Terminal screws are aligned on a single plane for easier access
- Internal hinged cord clamp adds strain-relief and swings aside when wiring terminals
- Large diameter combination head terminal screws


**Pins**

- Designed for manageable insertion/withdrawal force
- Clean brass construction resists corrosion, provides superior contact and low electrical resistance
- Rounded tips reduce insertion force and decrease wear on the contact surface area


**Sleeves (Contacts)**

- Designed for manageable insertion/withdrawal force
- Clean brass construction resists corrosion, provides superior contact and low electrical resistance
- Self-adjusting, machine-calibrated contacts for accurate contact pressure designed for superior wiping and cleaning action
- Made from high performance Swedish Industrial Standard (SIS) Brass 5170-04
- Positioned at sleeve entrance, stainless steel spring enables pin cleaning at earliest point of entry


**Terminal Screws**

- Engineered to provide maximum holding power and lowest electrical resistance
- Accepts a wide range of conductors
- Double screws ensure secure connection
- Direct bearing pressure terminals for 20, 30 and 60 Amp ratings; pressure clamp termination for 100 Amp devices

## NORTH AMERICAN RATED | 20A and 30A Watertight

### 20A and 30A Watertight Pin & Sleeve Devices — North American Rated



Plug — 320P4W



Connector — 320C4W



Receptacle — 420R9W



Inlet — 420B9W



Back Box — BX230-V

#### Features and Benefits

- Engineered to IP67 Watertight Standards
- Backed by a limited 2-year warranty
- Meet North American IEC 60309-1 and 60309-2 Standards

#### 20A and 30A Watertight Pin & Sleeve Devices

Amp	Wiring	Voltage AC	Color	Connector/ Receptacle	Plug/ Inlet	Cat. No. Plug	Cat. No. Connector	Cat. No. Receptacle	Cat. No. Inlet	Cat. No. Back Box
20	2p3w	125	Yellow			320P4W	320C4W	320R4W	320B4W	BX230-V
	2p3w	250	Blue			320P6W	320C6W	320R6W	320B6W	BX230-V
	2p3w	480	Red			320P7W	320C7W	320R7W	320B7W	BX230-V
	3p4w	125/250	Orange			420P12W	420C12W	420R12W	420B12W	BX230-V
	3p4w	3Ø250	Blue			420P9W	420C9W	420R9W	420B9W	BX230-V
	3p4w	3Ø480	Red			420P7W	420C7W	420R7W	420B7W	BX230-V
	3p4w	3Ø600	Black			420P5W	420C5W	420R5W	420B5W	BX230-V
	4p5w	3ØY120/208	Blue			520P9W	520C9W	520R9W	520B9W	BX230-V
	4p5w	3ØY277/480	Red			520P7W	520C7W	520R7W	520B7W	BX230-V
	4p5w	3ØY347/600	Black			520P5W	520C5W	520R5W	520B5W	BX230-V
30	2p3w	125	Yellow			330P4W	330C4W	330R4W	330B4W	BX230-V
	2p3w	250	Blue			330P6W	330C6W	330R6W	330B6W	BX230-V
	2p3w	480	Red			330P7W	330C7W	330R7W	330B7W	BX230-V
	3p4w	125/250	Orange			430P12W	430C12W	430R12W	430B12W	BX230-V
	3p4w	3Ø250	Blue			430P9W	430C9W	430R9W	430B9W	BX230-V
	3p4w	3Ø480	Red			430P7W	430C7W	430R7W	430B7W	BX230-V
	3p4w	3Ø600	Black			430P5W	430C5W	430R5W	430B5W	BX230-V
	4p5w	3ØY120/208	Blue			530P9W	530C9W	530R9W	530B9W	BX230-V
	4p5w	3ØY277/480	Red			530P7W	530C7W	530R7W	530B7W	BX230-V
	4p5w	3ØY347/600	Black			530P5W	530C5W	530R5W	530B5W	BX230-V

**NORTH AMERICAN RATED | 60A and 100A Watertight**
**60A and 100A Watertight Pin & Sleeve Devices — North American Rated**


Plug — 4100P12W



Connector — 4100C12W



Receptacle — 360R6W



Inlet — 360B7W



Back Box — BX100-V

**Features and Benefits**


- Engineered to IP67 Watertight Standards
- Backed by a limited 2-year warranty
- Meet North American IEC 60309-1 and 60309-2 Standards

**60A and 100A Watertight Pin & Sleeve Devices**


Amp	Wiring	Voltage AC	Color	Connector/ Receptacle	Plug/ Inlet	Cat. No. Plug	Cat. No. Connector	Cat. No. Receptacle	Cat. No. Inlet	Cat. No. Back Box
60	2p3w	125	Yellow			360P4W	360C4W	360R4W	360B4W	BX60-V
	2p3w	250	Blue			360P6W	360C6W	360R6W	360B6W	BX60-V
	2p3w	480	Red			360P7W	360C7W	360R7W	360B7W	BX60-V
	3p4w	125/250	Orange			460P12W	460C12W	460R12W	460B12W	BX60-V
	3p4w	3Ø250	Blue			460P9W	460C9W	460R9W	460B9W	BX60-V
	3p4w	3Ø480	Red			460P7W	460C7W	460R7W	460B7W	BX60-V
	3p4w	3Ø600	Black			460P5W	460C5W	460R5W	460B5W	BX60-V
	4p5w	3ØY120/208	Blue			560P9W	560C9W	560R9W	560B9W	BX60-V
	4p5w	3ØY277/480	Red			560P7W	560C7W	560R7W	560B7W	BX60-V
4p5w	3ØY347/600	Black			560P5W	560C5W	560R5W	560B5W	BX60-V	
100	2p3w	125	Yellow			3100P4W	3100C4W	3100R4W	3100B4W	BX100-V
	2p3w	250	Blue			3100P6W	3100C6W	3100R6W	3100B6W	BX100-V
	2p3w	480	Red			3100P7W	3100C7W	3100R7W	3100B7W	BX100-V
	3p4w	125/250	Orange			4100P12W	4100C12W	4100R12W	4100B12W	BX100-V
	3p4w	3Ø250	Blue			4100P9W	4100C9W	4100R9W	4100B9W	BX100-V
	3p4w	3Ø480	Red			4100P7W	4100C7W	4100R7W	4100B7W	BX100-V
	3p4w	3Ø600	Black			4100P5W	4100C5W	4100R5W	4100B5W	BX100-V
	4p5w	3ØY120/208	Blue			5100P9W	5100C9W	5100R9W	5100B9W	BX100-V
	4p5w	3ØY277/480	Red			5100P7W	5100C7W	5100R7W	5100B7W	BX100-V
4p5w	3ØY347/600	Black			5100P5W	5100C5W	5100R5W	5100B5W	BX100-V	

## NORTH AMERICAN RATED | Dimensions

### Plugs — North American Rated



20A, 30A Plug




60A, 100A Plug


#### Dimensions for Plugs

Cat. No.	Amps	Unit (inches)		Unit (mm)		Cord Grip Range (Inches)	Cord Grip Range (mm)
		A	B	A	B		
320P	20	5.83	2.80	148	71	0.350 -0.860	9 - 22
420P	20	6.46	3.11	164	79	0.350 -0.860	9 - 22
520P	20	6.61	3.43	168	87	0.437 -1.187	11 - 30
330P	30	6.85	3.70	174	94	0.437 -1.187	11 - 30
430P	30	6.85	3.70	174	94	0.437 -1.187	11 - 30
530P	30	7.40	3.98	188	101	0.437 -1.450	11 - 37
360P	60	10.83	4.49	275	114	0.670 -1.625	17 - 41
460P	60	10.83	4.49	275	114	0.670 -1.625	17 - 41
560P	60	10.83	4.49	275	114	0.670 -1.625	17 - 41
3100P	100	12.3	5.00	312	127	0.950 -1.875	24 - 48
4100P	100	12.3	5.00	312	127	0.950 -1.875	24 - 48
5100P	100	12.3	5.00	312	127	0.950 -1.875	24 - 48

### Connectors — North American Rated



20A, 30A Connector




60A, 100A Connector

#### Dimensions for Connectors

Cat. No.	Amps	Unit (inches)		Unit (mm)		Cord Grip Range (Inches)	Cord Grip Range (mm)
		A	B	A	B		
320C	20	6.73	3.19	171	81	0.350 -0.860	9 - 22
420C	20	7.36	3.46	187	88	0.350 -0.860	9 - 22
520C	20	7.95	3.82	202	97	0.437 -1.187	11 - 30
330C	30	7.95	4.02	202	102	0.437 -1.187	11 - 30
430C	30	7.95	4.02	202	102	0.437 -1.187	11 - 30
530C	30	8.27	4.29	210	109	0.437 -1.450	11 - 37
360C	60	11.26	4.41	286	112	0.670 -1.625	17 - 41
460C	60	11.26	4.41	286	112	0.670 -1.625	17 - 41
560C	60	11.26	4.41	286	112	0.670 -1.625	17 - 41
3100C	100	12.8	4.84	325	123	0.950 -1.875	24 - 48
4100C	100	12.8	4.84	325	123	0.950 -1.875	24 - 48
5100C	100	12.8	4.84	325	123	0.950 -1.875	24 - 48

**Inlets — North American Rated**



20A, 30A Inlet




60A, 100A Inlet

**Dimensions for Inlets**

Cat. No.	Amps	Unit (inches)		Unit (mm)	
		A	B	A	B
320B	20	1.85	0.39	47	10
420B	20	2.09	0.39	53	10
520B	20	2.32	0.39	59	10
330B	30	2.36	0.47	60	12
430B	30	2.36	0.47	60	12
530B	30	2.64	0.47	67	12
360B	60	3.15	1.97	80	50
460B	60	3.15	1.97	80	50
560B	60	3.15	1.97	80	50
3100B	100	3.50	2.21	89	56
4100B	100	3.50	2.21	89	56
5100B	100	3.50	2.21	89	56

**Receptacles — North American Rated**


20A, 30A Receptacle



60A, 100A Receptacle

**Dimensions for Receptacles**

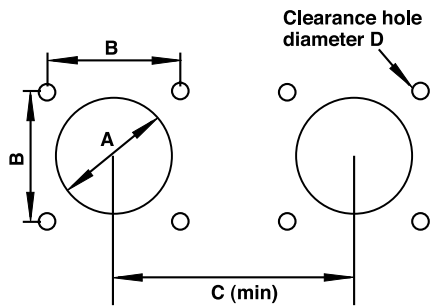
Cat. No.	Amps	Unit (inches)			Unit (mm)		
		A	B	C	A	B	C
320R	20	1.77	2.24	3.74	45	57	95
420R	20	1.77	2.24	3.74	45	57	95
520R	20	1.85	2.24	3.90	47	57	99
330R	30	2.20	2.40	4.10	56	61	104
430R	30	2.20	2.40	4.10	56	61	104
530R	30	2.20	2.44	4.37	56	62	111
360R	60	3.50	1.89	4.37	89	48	111
460R	60	3.50	1.89	4.37	89	48	111
560R	60	3.50	1.89	4.37	89	48	111
3100R	100	3.94	2.28	4.80	100	58	122
4100R	100	3.94	2.28	4.80	100	58	122
5100R	100	3.94	2.28	4.80	100	58	122

### Inlets & Receptacles Drilling Plans — North American Rated

#### Drilling Plans for Inlets & Receptacles

Device Size	Device	A		B		C (min)		D
		inches	mm	inches	mm	inches	mm	
20A; 3-wire:	Receptacle	2.13	54	2.17	55	3.94	100	#8
	Inlet	1.93	49	1.73	44	3.35	85	#8
20A; 4-wire:	Receptacle	2.52	64	2.36	60	4.33	110	#8
	Inlet	2.32	59	2.05	52	3.94	100	#8
20A; 5-wire:	Receptacle	2.87	73	2.72	69	3.94	100	#8
	Inlet	2.32	59	2.05	52	3.94	100	#8
30A; 3-wire:	Receptacle	2.99	76	2.72	69	5.12	130	#8
	Inlet	2.56	65	2.40	61	4.53	115	#8
30A; 4-wire:	Receptacle	2.99	76	2.72	69	5.12	130	#8
	Inlet	2.56	65	2.40	61	4.53	115	#8
30A; 5-wire:	Receptacle	3.11	79	2.72	69	5.71	145	#8
	Inlet	2.56	65	2.40	61	4.53	115	#8
60A	All	2.76	70	2.40	61	6.69	170	#8
100A	All	3.19	81	2.80	71	7.87	200	#8

#### Drilling Plans



#### SPOTLIGHT

#### Industrial Devices

For over 107 years, Leviton has been helping businesses power their equipment safely, reliably, and efficiently. The Leviton line of rugged industrial electrical products comprises devices rated up to 1100A at 1000V, and includes devices with watertight and dust-tight ratings. For more information on Industrial devices visit us online at [www.leviton.com/industrial](http://www.leviton.com/industrial)





**UL 1682 & 1686 Performance Specifications – North American Rated**

Electrical		
Category	Specifications	
Dielectric Voltage	Devices rated $\leq 300V$ : 2000V for 1 min. Devices rated $> 300V$ : 3000V for 1 min.	
Insulation Resistance	500V for 1 min. insulation resistance $\geq 5$ megohms	
Ground Path Current	Apply high current for short time and maintain continuity	
Overload	150% of rated current and 100% of rated voltage for 50 cycles (Power factor 0.75-0.80)	
Current Interrupting	Certified for current interrupting at full-rated current and voltage	
Temperature Rise	Max 30°C rise at full rated current (after overload)	
Resistance to Arcing	Continuation of overload for additional 200 cycles	
Endurance with Load	Device	# Cycles with Load
	20A	5000 Rated Current, Voltage
	30A, 60A	1000 Rated Current, Voltage
	100A	250 Rated Current, Voltage (Power Factor 0.75 - 0.80)

Mechanical		
Category	Specifications	
Mold Stress Relief	70°C for 7 hrs	
Humidity	32°C, 93% humidity, 168 hrs	
Cable Secureness	Pull force and apply torque for 1 minute	
Impact	Drop from 30" 8 times after conditioning to -25°C, for 6 hrs	
Crush	250 lbs for 1 min after -25°C for 6 hrs	
Withdrawal Force	Pull for one minute	
Strength of Insulating Base and Support	110% of specified tightening torque on terminal screws	
Polarization Integrity	Matching devices will not mate so that ground is energized even when polarization feature is removed and 40-lb insertion force applied	
Endurance with Load	Device	Total # Cycles (connect & disconnect)
	20A	5000
	30A, 60A	2000
	100A	500

Environmental		
Category	Specifications	
Flammability	V-2 or better on 20 and 30 Amp devices per UL 94 or CSA 22.2 #0.6 ; V-0 on 60 and 100 Amp devices	
Resistance to Corrosion	Ferrous parts immersed in 10% ammonium chloride solution at 20°C for 10 min.	
Moisture Resistance per UL 1682	Watertight: Device immersed for 24 hrs in 5 cm of 25°C water Splashproof: 1" dia. water stream at 15 PSI from 10 ft. for 5 minutes	
UV Resistance	Exposed plastic materials are UV stabilized	

Continued on next page



460P7W



460C12W

## NORTH AMERICAN RATED | UL Performance Specifications

Continued from previous page

### UL 1682 & 1686 Performance Specifications – North American Rated

#### Short-Time Grounding Test Currents

Device Rating Amperes	Minimum Size Equipment Grounding Conductor (Copper)		Time Seconds	Test Current Amperes
	AWG	(mm <sup>2</sup> )		
20	12	(3.3)	4	470
30	10	(5.3)	4	750
60	10	(5.3)	4	750
100	8	(8.4)	4	1180

Ground-path integrity is of critical importance to safe operation of industrial equipment. Leviton pin and sleeve devices are tested by applying a test current through their ground path that far exceeds the device rating. All devices are properly wired and connected to line current at rated values. Then the ground path is subjected to a dramatic, sudden increase in current for 4 seconds. In all cases, the ground pin, sleeve and terminals of the devices must sustain the test current, continue to function properly, and show no evidence of damage or deterioration in any electrical or mechanical elements of the ground path. Test current values and test parameters are displayed in the above chart

#### Cord Secureness Test Values

Device Rating Amperes	Force		Torque		Maximum Displacement	
	lb	N	ft-lb	N • M	inches	mm
20	30	133	0.4	0.54	≤3/32	2.38
30	75	333	0.5	0.68	≤3/32	2.38
60	150	667	1.0	1.4	≤3/32	2.38
100	150	667	2.0	2.7	≤3/32	2.38

Heavy cord stress is typical of industrial applications. To assure you of top performance, Leviton pin and sleeve devices are subjected to a punishing series of tests to confirm they can absorb heavy cord pulls. The cord conductors wired to devices are simultaneously twisted and pulled. Values for the applied twisting torque and force of pull are shown above. In all cases, the cord displacement is less than 3/32 inches

#### Minimum Withdrawal Force

Device Rating Amperes	Minimum Withdrawal Force	
	lb	N
20	5	22
30	6	27
60	15	67
100	20	89

In industrial settings, inadvertent disconnection of power can be troublesome at best, dangerous at worst, and unacceptable in any case. To verify that Leviton pin and sleeve plugs and connectors remain securely connected, they are tested to establish the minimum force required for withdrawal. In establishing these minimum withdrawal forces, the plugs and connectors are properly mated, but not locked, with locking rings or other mechanical means. The pins and sleeves provide the only resistance to the force of withdrawal. In all cases, the values in the table above show the minimum force required to separate the plugs and connectors

### SPOTLIGHT

#### Industrial Devices

For over 107 years, Leviton has been helping businesses power their equipment safely, reliably, and efficiently. The Leviton line of rugged industrial electrical products comprises devices rated up to 1100A at 1000V, and includes devices with watertight and dust-tight ratings. For more information on Industrial devices visit us online at [www.leviton.com/industrial](http://www.leviton.com/industrial)



## Accessories

### Valox® Back Boxes — North American Rated



BX230-V



BX100-V  
(Same Geometry as BX60-V)

#### Valox® Back Boxes for Watertight Inlets and Receptacles

Application	Hub Size Used (inches)	Cat. No.
20 & 30 Amp. No Adapter Plate Required	1.0	BX230-V
60 Amp. Adapter Plate Included	1.5	BX60-V
100 Amp. Adapter Plate Included	2.0	BX100-V

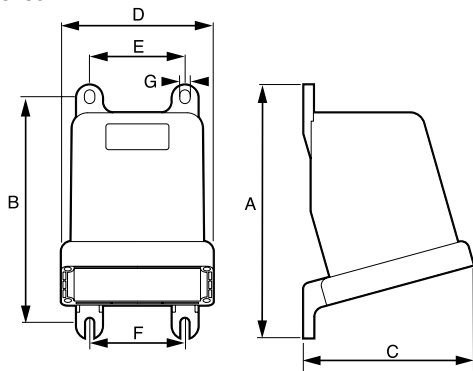
Hubs sold separately

#### Dimensions for Valox® Back Boxes

Description	Unit	A	B	C	D	E	F	G
20 Amp & 30 Amp	inch	6.69"	5.91"	4.53"	3.90"	2.35"	2.35"	0.25"
	mm	170.0	150.0	115.0	99.0	60.0	60.0	6.5
60 Amp	inch	7.68"	6.92"	5.20"	4.65"	2.99"	2.99"	0.31"
	mm	195.0	176.0	132.0	118.0	76.0	76.0	8.0
100 Amp	inch	8.23"	7.39"	6.30"	5.71"	3.99"	3.3"3	0.33"
	mm	209.0	188.0	160.0	145.0	101.0	84.5	8.5

Valox® is a registered trademark of SABIC


#### Back Boxes



## Replacement Valox® Adapter Plates — North American Rated



AP60



AP100

### Replacement Valox® Adapter Plates for Leviton and Hubbell Back Boxes

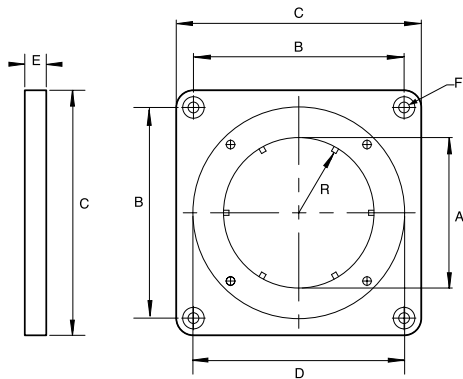
Application	Cat. No.
60 Amp Watertight Inlets & Receptacles	AP60
100 Amp Watertight Inlets & Receptacles	AP100

### Dimensions for Valox® Adapter Plates

Description	Unit	A	B	C	D	E	F	R
60 Amp	inch	2.76	3.86	4.50	3.88	.40	.20	1.28
	mm	70	98	114	98.5	10	5	32.5
100 Amp	inch	3.23	4.88	5.50	4.60	.40	.22	1.50
	mm	82	124	140	117	10	5.5	38

Valox® is a registered trademark of SABIC

#### Adapter Plates



### Watertight Hubs With Insulated Throat — North American Rated

Conduit hubs of die-cast zinc provide a positive ground with insulated throats to prevent wire abrasion. Embedded O-ring ensures a watertight seal.



HUB-200 Front



HUB-200 Back

#### Watertight Hubs for Mechanical Interlocks and Back Boxes

Description	Size (inches)	Cat. No.
Die-cast zinc conduit hubs w/ insulated throat and embedded O-ring	0.75	HUB-034
	1.0	HUB-100
	1.25	HUB-114
	1.5	HUB-112
	2.0	HUB-200

### Protective Closure Caps



PC420



PC60



PC100

#### Protective Closure Caps for Plugs and Inlets

Application North American	Application International	Cat. No. Watertight
20 Amp, 3-Wire	16 Amp, 3-Wire	PC320
20 Amp, 4-Wire	16 Amp, 4-Wire	PC420
20 Amp, 5-Wire	16 Amp, 5-Wire	PC520
30 Amp, 3-, 4-Wire	32 Amp, 3-, 4-Wire	PC3430
30 Amp, 5-Wire	32 Amp, 5-Wire	PC530
All 60 Amp	All 63 Amp	PC60
All 100 Amp	All 125 Amp	PC100

## Lockout/Tagout – North American Rated



PLG1



In Use With PLUG



In Use With INLET

### Lockout/Tagout for Pin and Sleeve Devices

**Application**

Can be used for any IEC 60309-1 and 60309-2 pin and sleeve plugs or inlets

**Cat. No.**

PLG1

## Replacement Watertight Closure Kit – North American Rated



CA520



CA100

### Replacement Watertight Closure Cover Kit for Connectors and Receptacles

**Application**

- 20 Amp, 3-wire
- 20 Amp, 4-wire
- 20 Amp, 5-wire
- 30 Amp, 3 -, 4-wire
- 30 Amp, 5-wire
- All 60 Amp
- All 100 Amp

**Cat. No.**

- CA320
- CA420
- CA520
- CA343
- CA530
- CA060
- CA100

**Replacement Watertight Locking Ring — North American Rated**


RA420



RA100


**Replacement Watertight Locking Ring for Plugs and Inlets**

Application	Cat. No.
20 Amp, 3-wire	RA320
20 Amp, 4-wire	RA420
20 Amp, 5-wire	RA520
30 Amp, 3-, 4-wire	RA343
30 Amp, 5-wire	RA530
All 60 Amp	RA060
All 100 Amp	RA100

**Replacement Grommets for Plugs and Connectors**

Application	Cat. No.
20A, 3-, 4-wire	GROMT-020
20A, 5-wire; 30A, 3-, 4-wire	GROMT-023
30A, 5-wire	GROMT-030
All 60A	GROMT-060
All 100A	GROMT-100

**Liquid-Tight Adapters — North American Rated**

 L7902 Straight Male Liquid-Tight Grip  
 for use with flexible metal conduit


SAD125

**Liquid-Tight Adapters for Plugs and Connectors**

Application	NPT Size Adapter	Cat. No. Adapter	Cat. No. Straight Male Fitting
20 Amp, 3-, 4-wire	1/2" NPT	SAA12	L7902
20 Amp, 5-wire	1/2" NPT	SAB12	L7902
30 Amp, 3-, 4-wire	3/4" NPT	SAB34	L7903
30 Amp, 5-wire	3/4" NPT	SAC34	L7903
30 Amp, 5-wire	1" NPT	SAC100	L7904
60 Amp, All	1 1/4" NPT	SAC125	L7905
100 Amp, All	1 1/4" NPT	SAD125	L7905

**INTERNATIONAL RATED** | 16A, 32A, 63A Splashproof and 125A Watertight

## International-Rated Devices

### Plugs, Connectors, Inlets & Receptacles

Leviton offers international-rated pin and sleeve devices available in 16, 32, 63 and 125 Amps. These IEC 60309-1 and 60309-2 compliant devices are ideal for use overseas where voltage and amperage requirements differ from North American standards, but where rigorous performance, quality and reliability criteria need to be met. Our 16, 32 and 63 Amp devices have an environmental classification of splashproof (IP44), and 125 Amp devices are classified as watertight (IP67).

#### Features and Benefits

- Rockwell Automation Encompass™ Product Partner
- Classified to IEC Standards 60309-1 and 60309-2
- CE Marking per low-voltage directives 73/23/EEC, 93/68/EEC



SP516C6

SP516P6



SP516R6



SP516B6

#### Splashproof and Watertight International Rated Devices


Amp	Wiring	Voltage AC	Color	Connector/ Receptacle	Plug/ Inlet	Cat. No. Plug	Cat. No. Connector	Cat. No. Receptacle	Cat. No. Inlet
16	2p3w	100 - 130	Yellow			SP316P4	SP316C4	SP316R4	SP316B4
	2p3w	200 - 250	Blue			SP316P6	SP316C6	SP316R6	SP316B6
	3p4w	380 - 415	Red			SP416P6	SP416C6	SP416R6	SP416B6
	4p5w	200/346 - 240/415	Red			SP516P6	SP516C6	SP516R6	SP516B6
32	2p3w	200 - 250	Blue			SP332P6	SP332C6	SP332R6	SP332B6
	3p4w	380 - 415	Red			SP432P6	SP432C6	SP432R6	SP432B6
	3p4w	3Ø380 - 3Ø440	Gray			432P3WL**	432C3WL**	—	—
	4p5w	200/346 - 240/415	Red			SP532P6	SP532C6	SP532R6	SP532B6
63	2p3w	250	Blue			SP363P6	SP363C6	SP363R6	SP363B6
	3p4w	380 - 415	Red			SP463P6	SP463C6	SP463R6	SP463B6
	4p5w	200/346 - 240/415	Red			SP563P6	SP563C6	SP563R6	SP563B6
125	2p3w	250	Blue			3125P6W	3125C6W	3125R6W	3125B6W
	3p4w	380 - 415	Red			4125P6W	4125C6W	4125R6W	4125B6W
	4p5w	200/346 - 240/415	Red			5125P6W	5125C6W	5125R6W	5125B6W

\*Consult the factory for availability before placing your order. These are specialty order items and are not regularly stocked.


\*\*This device has North American 30 Amp construction and is used in refrigerated container applications





**Plugs – International Rated**


16A, 32A Plug




63A Plug

Dimensions for Plugs									
Cat. No.	Amps	Unit (inches)			Unit (mm)			Cord Grip Range Dia. (Inches)	Cord Grip Range Dia.(mm)
		A	B	C	A	B	C		
SP316P	16	4.92	2.48	3.46	125	63	88	.276 -.511	7 - 13
SP416P	16	5.59	2.87	4.13	142	73	105	.315 -.669	8 - 17
SP516P	16	5.59	2.99	4.13	142	76	105	.315 -.669	8 - 17
SP332P	32	6.38	3.35	4.57	162	85	116	.433 -.827	11 - 20
SP432P	32	6.38	3.35	4.57	162	85	116	.433 -.827	11 - 20
SP532P	32	6.38	3.54	4.57	162	90	116	.433 -.827	11 - 20
SP363P	63	8.46	4.06	—	215	103	—	.669 -1.378	17 - 35
SP463P	63	8.46	4.06	—	215	103	—	.669 -1.378	17 - 35
SP563P	63	8.46	4.06	—	215	103	—	.669 -1.378	17 - 35

**Connectors – International Rated**


16A, 32A Connector



63A Connector


Dimensions for Connectors							
Cat. No.	Amps	Unit (inches)		Unit (mm)		Cord Grip Range Dia. (Inches)	Cord Grip Range Dia.(mm)
		A	B	A	B		
SP316C	16	5.28	2.95	134	75	.276 -.511	7 - 13
SP416C	16	6.06	3.39	154	86	.315 -.669	8 - 17
SP516C	16	6.06	3.54	154	90	.315 -.669	8 - 17
SP332C	32	6.97	3.78	177	96	.433 -.827	11 - 20
SP432C	32	6.97	3.78	177	96	.433 -.827	11 - 20
SP532C	32	6.97	3.94	177	100	.433 -.827	11 - 20
SP363C	63	8.82	4.41	224	112	.669 -1.378	17 - 35
SP463C	63	8.82	4.41	224	112	.669 -1.378	17 - 35
SP563C	63	8.82	4.41	224	112	.669 -1.378	17 - 35

Continued on next page


## INTERNATIONAL RATED | Dimensions

Continued from previous page

### Plugs — International Rated Devices



432P3WL




125A Plug

#### Dimensions for Plugs

Cat. No.	Amps	Unit (inches)		Unit (mm)		Cord Grip Range Dia. (Inches)	Cord Grip Range Dia.(mm)
		A	B	A	B		
432P3WL	32	5.79	3.70	147	94	.437 - 1.450	11 - 37
3125P	125	12.32	5.12	313	130	.950 - 1.875	24 - 48
4125P	125	12.32	5.12	313	130	.950 - 1.875	24 - 48
5125P	125	12.32	5.12	313	130	.950 - 1.875	24 - 48

### Connectors — International Rated Devices



432C3WL



125A Connector

#### Dimensions for Connectors


Cat. No.	Amps	Unit (inches)		Unit (mm)		Cord Grip Range Dia. (Inches)	Cord Grip Range Dia.(mm)
		A	B	A	B		
432C3WL	32	6.97	4.02	177	102	.437 - 1.187	11 - 30
3125C	125	12.80	4.80	325	122	.950 - 1.875	28 - 48
4125C	125	12.80	4.80	325	122	.950 - 1.875	28 - 48
5125C	125	12.80	4.80	325	122	.950 - 1.875	28 - 48

**Inlets – International Rated Devices**


16A, 32A Inlet



63A Inlet




125A Inlet

**Dimensions for Inlets**

Cat. No.	Amps	Unit (inches)		Unit (mm)	
		A	B	A	B
SP316B	16	.85	1.83	21.5	46.5
SP416B	16	.83	1.85	21	47
SP516B	16	.83	1.83	21	46.5
SP332B	32	.95	2.19	24.5	55.5
SP432B	32	.95	2.19	24.5	55.5
SP532B	32	.98	2.19	25	55.5
SP363B	63	1.97	3.0	50	78
SP463B	63	1.97	3.0	50	78
SP563B	63	1.97	3.0	50	78
3125B	125	3.50	2.21	89	56
4125B	125	3.50	2.21	89	56
5125B	125	3.50	2.21	89	56

**Receptacles – International Rated Devices**


16, 32A Receptacle



63A Receptacle



125A Receptacle

**Dimensions for Receptacles**

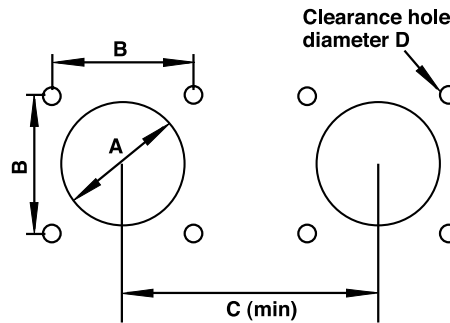
Cat. No.	Amps	Unit (inches)			Unit (mm)		
		A	B	C	A	B	C
SP316R	16	2.20	1.14	2.87	56	29	73
SP416R	16	2.28	1.18	3.43	58	30	87
SP516R	16	2.36	1.22	3.50	60	31	89
SP332R	32	2.76	1.34	3.66	70	34	93
SP432R	32	2.76	1.34	3.66	70	34	93
SP532R	32	2.76	1.34	3.90	71	34	99
SP363R	63	3.43	1.89	4.41	87	48	112
SP463R	63	3.43	1.89	4.41	87	48	112
SP563R	63	3.43	1.89	4.41	87	48	112
3125R	125	3.94	2.28	4.80	100	58	122
4125R	125	3.94	2.28	4.80	100	58	122
5125R	125	3.94	2.28	4.80	100	58	122

## INTERNATIONAL RATED | Drilling Plan for Inlets and Receptacles

### International Rated Devices

#### Drilling Plan for Inlets & Receptacles

Device Size		A		B		C (min)		D	
		inches	mm	inches	mm	inches	mm	inches	mm
16A; 3-wire:	Receptacle	1.93	49	1.73	44	3.35	85	.185	4.7
	Inlet	1.93	49	1.73	44	3.35	85	.185	4.7
16A; 4-wire:	Receptacle	2.32	59	2.05	52	3.94	100	.185	4.7
	Inlet	2.32	59	2.05	52	3.94	100	.185	4.7
16A; 5-wire:	Receptacle	2.32	59	2.05	52	3.94	100	.185	4.7
	Inlet	2.32	59	2.05	52	3.94	100	.185	4.7
32A; 3-wire:	Receptacle	2.60	66	2.40	61	4.53	115	.185	4.7
	Inlet	2.60	66	2.40	61	4.53	115	.185	4.7
32A; 4-wire:	Receptacle	2.60	66	2.40	61	4.53	115	.185	4.7
	Inlet	2.60	66	2.40	61	4.53	115	.185	4.7
32A; 5-wire:	Receptacle	2.60	66	2.40	61	4.53	115	.185	4.7
	Inlet	2.60	66	2.40	61	4.53	115	.185	4.7
63A	All	2.76	70	2.40	61	6.69	170	.185	4.7
125A	All	3.47	88	2.80	71	7.87	200	.280	7.1



### SPOTLIGHT

#### Industrial Devices

For over 107 years, Leviton has been helping businesses power their equipment safely, reliably, and efficiently. The Leviton line of rugged industrial electrical products comprises devices rated up to 1100A at 1000V, and includes devices with watertight and dust-tight ratings. For more information on Industrial devices visit us online at [www.leviton.com/industrial](http://www.leviton.com/industrial)




## Powerswitch® Mechanical Interlocks — North American Rated

Powerswitch® Mechanical Interlock devices incorporate a safety disconnect switch and IEC receptacle in a non-metallic watertight enclosure. The interlock mechanism prevents making and breaking of power under load. The switch cannot be actuated to the ON position until an IEC compatible plug is fully inserted and the plug cannot be removed until the switch is in the OFF position. The complete IEC 60309-1 and 60309-2 system of plugs, connectors, inlets and mechanical interlock devices can be used for both retrofit and new installations for enhanced safety and performance in critical power connections.

### Features and Benefits


- 20, 30, 60 Amp non-fused and fused
- 100 Amp non-fused and breaker
- Engineered to IP67 Watertight Standards
- Fused models accept “Class J” time-delay fuses
- Backed by a limited 2-year warranty

### 420MF9W



- Liquid-tight conduit fitting can be installed for top or bottom feed. Conduit hub sold separately
- Stainless steel screws are captive and will not fall out when cover is opened
- Red “pistol grip” handle provides visual confirmation of switch’s status
- Integrated lockout handle meets OSHA safety regulations
- Impact, UV and chemical-resistant Valox® enclosure rated to UL and IEC watertight standards
  - Type 3R, 4X & 12K
  - IP67
- Circuit identification pad for identifying specific equipment loads
- Color-coded receptacle cover indicates voltage rating of device and seals against water and other contaminants when not in use

### 420MF9W



- Pre-wired grounding plate connects to metal conduit grounding system
- Generous wiring space for drip loop or top to bottom wiring
- Brass threaded inserts will not strip, provide higher torque, and form tighter seal between back box and cover
- Disconnect switch with integrated fuse holder offers proven performance in a compact package
  - Fused cartridges accept “Class J” fuses (not included)
  - One factory installed auxiliary contact (normally opened – 10 Amp). Additional auxiliary contact available
  - Easily accessible neutral and ground terminal blocks
- Pre-wired IEC receptacle accepts all manufacturer’s IEC 60309-2 plugs
- Rugged hinge mechanism pivots 180° for easy access during installation and maintenance

Valox® is a registered trademark of SABIC

**powerswitch®**

## MECHANICAL INTERLOCKS

### North American Watertight Breakered Mechanical Interlocks — 20A, 30A, 60A and 100A

#### Features and Benefits

- Enclosures are rated Type 3R, 4X & 12K, IP67
- Listed to UL 231 and 1686
- Certified to CSA Standard C22.2 number 182.1 and 14
- Classified to IEC Standards 60309-1 and 60309-2
- CE marking per low-voltage directives 73/23/EEC and 93/68/EEC
- Switches are listed to UL 60947-4-1 for non-fused and UL 98 for fused models (including 100 Amp non-fused) and breakered models

#### 4100MB9W

Stainless steel screws are captive and will not fall out when cover is opened

Red “pistol grip” handle provides visual confirmation of switch’s status: ON, OFF, TRIPPED

Integrated lockout handle meets OSHA safety regulations

Circuit identification pad for means of identifying specific equipment loads

Color-coded receptacle cover indicates voltage rating of device and seals against water and other contaminants when receptacle is not in use



Generous wiring space for drip loop or top to bottom wiring


Brass threaded inserts resist stripping, provide higher torque, and form tighter seal between back box and cover

Circuit breaker integrated into switch provides overload protection

Pre-wired IEC receptacle accepts all manufacturers’ IEC 60309-2 plugs

Rugged hinge mechanism pivots 180° for easy access during installation and maintenance

Liquid-tight conduit fitting can be installed for top or bottom feed. Four mounting feet and grounding plate included



## North American Watertight Mechanical Interlocks — Fused and Non-Fused

20A and 30A — Type 3R, 4X & 12K, IP67											
Amp	Wiring	Voltage AC	Color	Receptacle Config.	Plug Config.	Cat. No. Non-Fused Mech. Interlock	HP Rating	Cat. No. Fused Mech. Interlock	HP Rating	Cat. No. Use Plug	
20	2p3w	240	Blue			320MI6W	3	—	—	320P6W	
	2p3w	480	Red			320MI7W	5	—	—	320P7W	
	3p4w	125/250	Orange			420MI12W	*	420MF12W	*	420P12W	
	3p4w	3Ø240	Blue			420MI9W	10	420MF9W	5	420P9W	
	3p4w	3Ø480	Red			420MI7W	20	420MF7W	10	420P7W	
	3p4w	3Ø600	Black			420MI5W	25	420MF5W	15	420P5W	
	4p5w	3ØY120/208	Blue			520MI9W	10	—	—	520P9W	
	4p5w	3ØY277/480	Red			520MI7W	20	—	—	520P7W	
	4p5w	3ØY347/600	Black			520MI5W	25	—	—	520P5W	
30	2p3w	240	Blue			330MI6W	5	—	—	330P6W	
	2p3w	480	Red			330MI7W	10	—	—	330P7W	
	3p4w	125/250	Orange			430MI12W	*	430MF12W	*	430P12W	
	3p4w	3Ø240	Blue			430MI9W	10	430MF9W	7.5	430P9W	
	3p4w	3Ø480	Red			430MI7W	20	430MF7W	15	430P7W	
	3p4w	3Ø600	Black			430MI5W	25	430MF5W	20	430P5W	
	4p5w	3ØY120/208	Blue			530MI9W	10	—	—	530P9W	
	4p5w	3ØY277/480	Red			530MI7W	20	530MF7W	15	530P7W	
	4p5w	3ØY347/600	Black			530MI5W	25	530MF5W	20	530P5W	

\*Consult factory for your specific application

Continued on next page



420MF9W



560MI7W



5100MI9W

## MECHANICAL INTERLOCKS | 60A and 100A

Continued from previous page

### North American Watertight Mechanical Interlocks — Fused and Non-Fused

#### 60A — Type 3R, 4X & 12K, IP67

Amp	Wiring	Voltage AC	Color	Receptacle Config.	Plug Config.	Cat. No. Non-Fused Mech. Interlock	HP Rating	Cat. No. Fused Mech. Interlock	HP Rating	Cat. No. Use Plug
60	2p3w	240	Blue			360MI6W	10	360MF6W	*	360P6W
	2p3w	480	Red			360MI7W	20	—	—	360P7W
	3p4w	125/250	Orange			460MI12W	*	460MF12W	*	460P12W
	3p4w	3Ø240	Blue			460MI9W	20	460MF9W	15	460P9W
	3p4w	3Ø480	Red			460MI7W	40	460MF7W	30	460P7W
	3p4w	3Ø600	Black			460MI5W	40	460MF5W	50	460P5W
	4p5w	3ØY120/208	Blue			560MI9W	20	560MF9W	15	560P9W
	4p5w	3ØY277/480	Red			560MI7W	40	—	—	560P7W
	4p5w	3ØY347/600	Black			560MI5W	40	—	—	560P5W

\*Consult factory for your specific application.  
Fused models accept "Class J" Time-delay fuses

### North American Watertight Mechanical Interlocks — Non-Fused and Breakered

#### 100A — Type 3R, 4X & 12K, IP67

Amp	Wiring	Voltage AC	Color	Receptacle Config.	Plug Config.	Cat. No. Non-Fused Mech. Interlock	HP Rating	Cat. No. Breakered Mech. Interlock	HP Rating	Cat. No. Use Plug
100	2p3w	125	Yellow			3100MI4W	*	—	—	3100P4W
	2p3w	240	Blue			3100MI6W	15	—	—	3100P6W
	2p3w	480	Red			3100MI7W	25	—	—	3100P7W
	3p4w	125/250	Orange			4100MI12W	*	—	—	4100P12W
	3p4w	3Ø240	Blue			4100MI9W	30	4100MB9W	30	4100P9W
	3p4w	3Ø480	Red			4100MI7W	50	4100MB7W	50	4100P7W
	3p4w	3Ø600	Black			4100MI5W	50	—	—	4100P5W
	4p5w	3ØY120/208	Blue			5100MI9W	25	5100MB9W	25	5100P9W
	4p5w	3ØY277/480	Red			5100MI7W	50	—	—	5100P7W
	4p5w	3ØY347/600	Black			5100MI5W	50	—	—	5100P5W

\*Consult factory for your specific application





**MECHANICAL INTERLOCKS** | Performance Specifications

## Performance Specifications for North American Watertight Mechanical Interlocks

Electrical			
Description	Device	Current Applied	Duration
Ground Path Integity	20A	40A	2 min.
	30A	60A	2 min.
	60A	120A	4 min.
	100A	200A	6 min.
Description	Result		
Current Interrupting	Certified for current interrupting at full-rated current and voltage		
Endurance	6000 operations at rated current and voltage (Power Factor 0.75 — 0.80)		
Dielectric	1000 V plus rated voltage for 1 minute		

Mechanical	
Description	Result
Mold Stress Relief	70°C for 7 hours
Crush	100 lb
Impact	1.2 lb steel ball dropped from 5 ft
Cold Impact	Same as above, after conditioning to -35°C
Strength of Insulating Base and Support	110% of specified tightening torque on terminal screws
Pullout	18 lb pull on internal wires

Environmental	
Description	Result
Flammability	No 0.6; V-0 for watertight enclosure
Rain (3R) per UL 50	Water spray @ 5 PSI from all sides for 1 hr
Hosedown (4X) per UL 50	Water spray @ 65 gal/minute for 5 minutes
Dust (12K) per UL 50	Cement Dust Circulated @ 1000 ft/minute for 5 minutes
Gasket Aging	70°C for 168 hours
UV Resistance	Exposed plastic materials are UV stabilized
Operating Temperature	-40°C to +60°C (-40°F to +140°F)

## COLORING AND NUMBERING | Pin & Sleeve Devices

### Coloring and Numbering Schemes — Pin & Sleeve Devices

#### Making the Right Connection is as Easy as Matching Colors and Telling Time

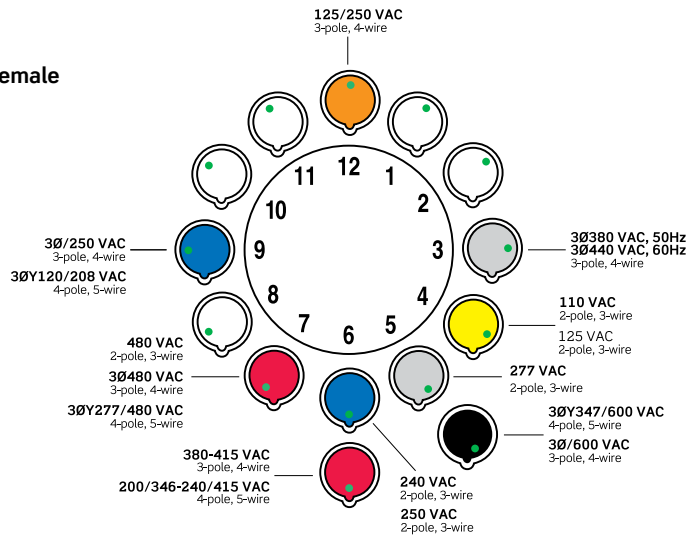
Leviton's pin and sleeve devices are easy to use. Matching amperage and voltage requirements is literally as easy as matching colors and telling time. The amperage rating is related to the size of the device; devices of the same amperage are the same size. The voltage rating is related to the location of the ground sleeve on the female device and the number of conductors. This location is based on a clock face with the key-way at the 6 o'clock position. The ground sleeve is positioned at a specific hour location, depending on the device's voltage rating.

The clock position for plugs and inlets is a mirror image of the position for matching connectors and receptacles. For quick visual identification, voltage ratings are also color-coded and the housings of interconnecting units are always the same color. All 125V AC devices are yellow; 250V AC are blue, etc. Matching up interconnecting devices is as easy as matching colors.

#### North American

**Green Dot** • Represents the Ground Sleeve of Female Devices (Connectors & Receptacles)

Rated Voltage	Color
110V-130V	Yellow
125V-250V	Orange
200V-250V	Blue
277V, 380V, 440V	Gray
346V-480V	Red
500V and above	Black



#### Catalog Numbering System

Leviton's catalog numbering system is easy to use. Each letter or number provides a description of the product. Simply follow the six-part code below, made up of letters and numbers. Each catalog number contains the number of conductors, amperage rating, device type, clock position of the ground sleeve, and environmental rating. For example, the catalog number below refers to a 3-wire, 20 amp receptacle with a grounding sleeve located at the 6 o'clock position and an environmental classification of watertight.

	3	20	R	6	W
<b>Prefix</b>	<b>1st digit</b>	<b>2nd-4th digit</b>	<b>Letter</b>	<b>Grounding</b>	<b>Suffix</b>
<b>SP</b> SP= Splashproof	3 = 3 wire 4 = 4 wire 5 = 5 wire	16 = 16 Amp 20 = 20 Amp 30 = 30 Amp 32 = 32 Amp 60 = 60 Amp 63 = 63 Amp 100 = 100 Amp 125 = 125 Amp	P = Plug C = Connector R = Receptacle B = Inlet MI = Mechanical Interlock MF = Mechanical Interlock Fused AX = Disconnect Switch Non-Fused FAX = Disconnect Switch Fused	Clock position of female grounding contact	W = Watertight  <b>Not Used for Disconnects</b>
<b>DS</b> DS= Disconnect Switch	<b>Not Used for Disconnects</b>			<b>Not Used for Disconnects</b>	



## Watertight Devices

# H

Wetguard® .....	H-2
FD Box System .....	H-3
Straight Blade & Locking Device Features .....	H-5
Straight Blade Devices .....	H-6
Locking Devices .....	H-8
Individual Covers .....	H-12
Rhino-Hide® NEMA Wiring Devices .....	H-13
Industrial Grade Portable Outlet Boxes & Cover Plates .....	H-15
Dustguard® Straight Blade & Locking Devices ...	H-18
Rhino-Hide® LZ Series Multi-Pin Connectors .....	H-19

## WETGUARD®

### wetguard®

Leviton's Wetguard® Products are the Most Versatile and Well-Engineered Watertight Wiring Devices on the Market.

The Wetguard® line consists of a comprehensive array of plugs, connectors, inlets, outlets, covers and an industry exclusive FD Box system that allows mounting of single-gang devices in multi-gang configurations.

#### Watertight Electrical Connections

Wetguard® devices are designed for industrial applications where electrical connections are exposed to wet, dirty or dusty locations, both indoors and outside. They are UL and CSA listed and meet NEMA Type 4, 4X and 12 standards and are rated IP66 and IP67 to IEC Standards. A patented multi-point system forms an impenetrable barrier against dirt and moisture providing the security you need in your electrical connections.

#### Corrosion-Resistant

Wetguard® devices feature corrosion-resistant electroless nickel-coated brass blades, contacts, terminal screws and wiring clamps, and stainless steel assembly screws — making them ideal for use in wet and corrosive environments.

#### Withstands Abuse in Harsh Environments

Wetguard® devices are resistant to water, acids, alkalis, and many automotive and industrial lubricants and solvents. The plug and connector husk is molded to a bondable nylon body, providing a device that withstands physical abuse as well. In addition, the patented compression nut strain relief system ensures the integrity of the electrical connection and watertight seal.

#### Wetguard® Group




H

Watertight Devices

## Wetguard® FD Box System

Introducing our industrial duty, surface mount, non-metallic FD Box System. These boxes comply with UL and CSA standards and have enclosure ratings of NEMA Type 4, 4X, 12 and IEC watertight and dust-tight IP66 standards when used in conjunction with Leviton's Wetguard® devices. Offered in one-, two- and three-gang configurations, these heavy duty boxes are constructed of thick-walled PVC, making them extremely durable and resistant. They are designed for use with unthreaded PVC conduit and come with reducers and plugs for conduit openings.

### 3-Gang FD Box FDBX3-Y (Exploded View)



Stainless steel device mounting plates with an 8-inch long, 12 AWG ground wire lead for use with strap-mounted devices

Patent-pending "modular" frame design allows the combining of a variety of single-gang devices in multi-gang configurations without the need for dedicated two-, and three-gang cover plates

1" diameter unthreaded conduit openings, reducers for 3/4" and 1/2" PVC conduit and plugs for unused openings

TPV gasket on all Wetguard® covers assures maximum watertight and dust-tight seal between cover and frame

TPV gasket assures maximum watertight and dust-tight seal between frame and box

External flange with mounting holes for surface mounting.

Continued on next page

## WETGUARD® FD BOX SYSTEM

Continued from previous page

### FD Box System


#### FDBX1-GY

Boxes feature 1" diameter unthreaded conduit openings, and include reducers for 3/4" and 1/2" PVC conduit

Rigid PVC construction provides excellent resistance to impact, water and chemicals found in harsh industrial environments


Corrosion-resistant brass threaded inserts for mounting covers

Stainless steel assembly screws provide excellent corrosion resistance



Also included are plugs for unused openings

#### COVER-S



Impact and chemical resistant Valox® PBT cover and handle provide extended life in abusive environments

Integrated lockout handle meets OSHA safety regulations

Cover rated NEMA 4, 4X, 12 and IEC IP66

Stainless steel mounting and assembly screws provide excellent corrosion resistance; triple-drive head facilitates proper tightening

#### FD Box System

Description	Box Volume	Conduit Openings	Cat. No. Yellow	Cat. No. Gray
Single-Gang FD Box with plugs and reducers	26.0 cu in/426 cu cm	2	FDBX1-Y	FDBX1-GY
Two-Gang FD Box with plugs and reducers	67.3 cu in/1103 cu cm	4	FDBX2-Y	FDBX2-GY
Three-Gang FD Box with plugs and reducers	109.1 cu in/1788 cu cm	6	FDBX3-Y	FDBX3-GY

All boxes are shipped with ground plate assembled to box. Single-gang box image shows ground plate removed for clarity

FDBX3-Y

FDBX2-Y

FDBX1-Y



**WETGUARD<sup>®</sup> STRAIGHT BLADE & LOCKING DEVICES**

**Straight Blade & Locking Device Features**


**Wetguard<sup>®</sup> Plug & Connectors**

**26W47**

Deep-fluted finger grips for a firm grip when tightening nut

Extra large, deep wiring wells for quick, easy insertion of stranded conductors

NEMA configuration number and/or rating molded onto device face

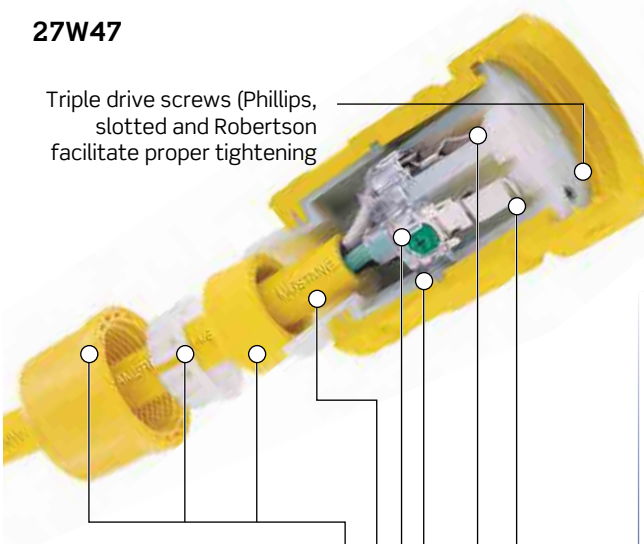


Exclusive "tongue and groove" design provides superior ingress protection from water, dirt and debris

Non-magnetic stainless steel body assembly screws

**27W47**

Triple drive screws (Phillips, slotted and Robertson) facilitate proper tightening



Innovative strain relief system and compression nut provide a watertight seal and prevent cord slippage for multiple cord diameters

High-performance elastomer husk resists water and most acids, alkalis, grease, oil, and solvents. Offers UV stability and resists fungal growth

Clear back cover on wiring module for easy inspection of wired terminals

Husk is molded to bondable nylon body to maximize sealing capability

Heavy-duty, one-piece contacts for maximum conductivity electrical performance


Electroless nickel-coated brass blades, contacts, wiring screws and wiring clamps resist corrosion

**Wetguard<sup>®</sup> Flanged Inlet/Outlet**

**90W47-S**

Electroless nickel-coated brass blades, contacts, wiring screws and wiring clamps resist corrosion

Spring-loaded flip lid cover ensures a watertight seal when the cover is closed



Dual hasp provides additional lockout/tagout option for added security

Impact- and chemical-resistant Valox<sup>®</sup> PBT cover and lid provide extended life in abusive environments

Stainless steel mounting and assembly screws provide corrosion resistance; triple-drive head facilitates proper tightening

## WETGUARD® STRAIGHT BLADE DEVICES

### Straight Blade Plugs, Connectors, Inlets, Outlets and Receptacles

#### Product Overview

##### Features and Benefits

- Corrosion-resistant electroless nickel-coated brass blades, contacts, terminal screws and wiring clamps, and stainless steel assembly screws make these devices ideal for use in wet and corrosive environments
- EPTR rubber part provides outstanding resistance to wet and damp environments, extreme temperature variations, water, acids, alkalis, grease, oils and many automotive and industrial lubricants and solvents
- Plug and connector husk is molded to a bondable nylon body, providing a device that withstands physical abuse
- Interlocking “tongue and groove” construction seals out water, moisture and dirt when plugs are mated with connectors
- Multi-point sealing system utilizes nut, strain relief washer and rubber bushing to form a watertight cord grip seal
- Non-magnetic stainless steel fast-threading assembly screws won't interfere with sensitive equipment
- Connector “hood” closure cap seals device when not in use
- Most devices also available in black. Check for availability
- Devices are UL and CSA listed and have enclosure ratings of NEMA 4, 4X, 12 and IEC IP66, IP67 when mated or with cover closed
- Backed by a lifetime warranty

##### Wetguard® Watertight Straight Blade Devices



Plug



Plug Cap



Connector



Connector Cap



Single Outlet



Duplex Outlet



Single Inlet



Connector for Single Inlet



Single Receptacle



Receptacle Cover



**WETGUARD® STRAIGHT BLADE DEVICES | 15A | 15/10A and 20A**
**Straight Blade Devices — 15A**

15A Wetguard® Straight Blade Devices												
			Cat. No.									
Amp	Volt	NEMA Configuration	Plug	Plug Cap	Connector	Connector Cap	Single Outlet	Duplex Outlet	Single Inlet	Connector for Single Inlet	Single Receptacle	Receptacle Cover w/Gasket
<b>2-Pole, 2-Wire</b>												
15	125	1-15	14W04	14W*	15W04	50W50*	90W04-S	80W04-D	59W04	79W04-C	—	—
<b>2-Pole, 3-Wire</b>												
15	125	5-15	14W47*	14W*	15W47*	50W50*	90W47-S	80W47-D	59W47	79W47-C	5261-CR	60W03*
15	250	6-15	14W49	14W*	15W49	50W50*	90W49-S	80W49-D	59W49	79W49-C	5661-CR	60W03*
15	277	7-15	14W34	14W*	15W34	50W50*	—	—	—	—	—	—
15	347	24-15	14W15	—	15W16	50W50*	—	—	—	—	—	—

NEMA configuration diagrams represent plug blade configuration.

\*Available in black. To order, add “-B” suffix to catalog number

**Straight Blade Devices — 15A and 20A**

15/10A and 20A Wetguard® Straight Blade Devices												
			Cat. No.									
Amp	Volt	NEMA Configuration	Plug	Plug Cap	Connector	Connector Cap	Single Outlet	Duplex Outlet	Single Inlet	Connector for Single Inlet	Single Receptacle	Receptacle Cover w/Gasket
<b>3-Pole, 3-Wire</b>												
15 10	125 250	Non-NEMA	14W07	14W*	15W07	50W50*	90W07-S	80W07-D	59W07	79W07-C	—	—
<b>2-Pole, 3-Wire</b>												
20	125	5-20	14W33*	14W*	15W33	50W50*	90W33-S	—	59W33	79W33-C	5361-CR	60W03*
20	250	6-20	14W48	14W*	15W48	50W50*	90W48-S	—	59W48	79W48-C	5461-CR	60W03*
20	347	24-20	14W17	14W*	15W18	50W50*	—	—	—	—	—	—

NEMA configuration diagrams represent plug blade configuration.

\*Available in black. To order, add “-B” suffix to catalog number

**SPOTLIGHT**
**Wetguard® Watertight**

The Wetguard® line consists of a comprehensive array of plugs, connectors, inlets, outlets, covers and an industry exclusive FD Box system that allows mounting of single-gang devices in multi-gang configurations. Visit [www.leviton.com/wetguard](http://www.leviton.com/wetguard) for more information.



## WETGUARD® LOCKING DEVICES

### Locking Plugs, Connectors, Inlets, Outlets and Receptacles

#### Product Overview

##### Features and Benefits

- Corrosion-resistant electroless nickel-coated brass blades, contacts, terminal screws and wiring clamps, and stainless steel assembly screws make these devices ideal for use in wet and corrosive environments
- EPTR rubber part provides outstanding resistance to wet and damp environments, extreme temperature variations, water, acids, alkalis, grease, oils and many automotive and industrial lubricants and solvents
- Plug and connector husk is molded to a bondable nylon body, providing a device that withstands physical abuse
- Interlocking “tongue and groove” construction seals out water, moisture and dirt when plugs are mated with connectors
- Multi-point sealing system utilizes nut, strain relief washer and rubber bushing to form a watertight cord grip seal
- Non-magnetic stainless steel fast-threading assembly screws won't interfere with sensitive equipment
- Connector “hood” closure cap seals device when not in use
- Most devices also available in black. Check for availability
- Devices are UL and CSA listed and have enclosure ratings of NEMA 4, 4X, 12 and IEC IP66, IP67 when mated or with cover closed
- Backed by a lifetime warranty

##### Wetguard® Watertight Locking Devices



Plug



Plug Cap



Connector



Connector Cap



Single Outlet



Duplex Outlet



Single Inlet



Connector Mates w/Inlet



Single Receptacle



Receptacle Cover

**Locking Devices — 15A**

15A Wetguard® Locking Devices												
			Cat. No.									
Amp	Volt	NEMA Configuration	Plug	Plug Cap	Connector	Connector Cap	Single Outlet	Duplex Outlet	Single Inlet	Connector for Single Inlet	Single Receptacle	Receptacle Cover w/Gasket
<b>2-Pole, 2-Wire</b>												
15	125	L1-15	24W04	14W*	25W04	50W50*	95W04-S	85W04-D	64W04	74W04-C	—	—
<b>2-Pole, 3-Wire</b>												
15	125	L5-15	24W47*	14W*	25W47*	50W50*	95W47-S	85W47-D	64W47	74W47-C	47CM-10	60W03*
15	250	L6-15	24W49	14W*	25W49	50W50*	95W49-S	85W49-D	64W49	74W49-C	45CM-60	60W03*
15	277	L7-15	24W34	14W*	25W34	50W50*	95W34-S	85W34-D	64W34	74W34-C	47CM-60	60W03*

NEMA configuration diagrams represent plug blade configuration.  
 \*Available in black. To order, add “-B” suffix to catalog number

**Locking Devices — 15/10A and 20A**

15/10A and 20A Wetguard® Locking Devices												
			Cat. No.									
Amp	Volt	NEMA Configuration	Plug	Plug Cap	Connector	Connector Cap	Single Outlet	Duplex Outlet	Single Inlet	Connector for Single Inlet	Single Receptacle	Receptacle Cover w/Gasket
<b>3-Pole, 3-Wire</b>												
15 10	125 250	Non-NEMA	24W07	14W*	25W07	50W50*	95W07-S	85W07-D	64W07	74W07-C	—	—
<b>2-Pole, 2-Wire</b>												
20	250	L2-20	26W07	26W*	27W07	50W50*	97W07-S	87W07-D	66W07	76W07-C	—	—

NEMA configuration diagrams represent plug blade configuration.  
 \*Available in black. To order, add “-B” suffix to catalog number

**SPOTLIGHT**
**Wetguard® Watertight**

The Wetguard® line consists of a comprehensive array of plugs, connectors, inlets, outlets, covers and an industry exclusive FD Box system that allows mounting of single-gang devices in multi-gang configurations. Visit [www.leviton.com/wetguard](http://www.leviton.com/wetguard) for more information.



## WETGUARD® LOCKING DEVICES | 20A and 20/10A

### Locking Devices — 20A and 20/10A

20A and 20/10A Wetguard® Locking Devices												
Amp	Volt	NEMA Configuration	Cat. No.									
			Plug	Plug Cap	Connector	Connector Cap	Single Outlet	Duplex Outlet	Single Inlet	Connector for Single Inlet	Single Receptacle	Receptacle Cover w/Gasket
<b>2-Pole, 3-Wire</b>												
20	125	L5-20	26W47*	26W*	27W47*	50W52*	97W47-S	—	66W47	76W47-C	23CM-10	60W04*
20	250	L6-20	26W48*	26W*	27W48*	50W52*	97W48-S	—	66W48	76W48-C	23CM-20	60W04*
20	277	L7-20	26W49	26W*	27W49	50W52*	97W49-S	—	66W49	76W49-C	23CM-30	60W04*
20	347	L24-20	22W07	26W*	23W07	50W52*	93W07-S	—	68W29	78W29-C	—	—
<b>3-Pole, 3-Wire</b>												
20	125/ 250	Non-NEMA	26W08	26W*	27W08	50W52*	97W08-S	—	66W08	76W08-C	7310-B	60W04*
20	250	Non-NEMA	26W08-G	26W*	27W08-G	50W52*	—	—	—	—	—	—
10	600	Non-NEMA										
<b>3-Pole, 4-Wire</b>												
20	125/ 250	L14-20	26W74	26W*	27W74	50W52*	97W74-S	—	66W74	76W74-C	24CM-10	60W04*
20	3Ø 250	L15-20	26W75*	26W*	27W75*	50W52*	97W75-S	—	66W75	76W75-C	24CM-20	60W04*
20	3Ø 480	L16-20	26W76*	26W*	27W76*	50W52*	97W76-S	—	66W76	76W76-C	24CM-30	60W04*
<b>4-Pole, 4-Wire</b>												
20	3ØY 120/208	Non-NEMA	26W09	26W*	27W09	50W52*	97W09-S	—	66W09	76W09-C	7410-B	60W04*
<b>4-Pole, 5-Wire</b>												
20	3ØY 120/208	L21-20	26W81*	26W*	27W81*	50W52*	97W81-S	—	66W81	76W81-C	2510	60W04*
20	3ØY 277/480	L22-20	26W82	26W*	27W82	50W52*	97W82-S	—	66W82	76W82-C	2520	60W04*
20	3ØY 347/600	L23-20	26W83	26W*	27W83	50W52*	97W83-S	—	66W83	76W83-C	2530	60W04*
20	250	Non-NEMA	26W10	26W*	27W10	50W52*	97W10-S	—	66W10	76W10-C	—	60W04*
10	600	Non-NEMA										

NEMA configuration diagrams represent plug blade configuration.  
 \*Available in black. To order, add “-B” suffix to catalog number

H  
Watertight Devices

**Locking Devices — 30A**

30A Wetguard® Locking Devices												
			Cat. No.									
Amp	Volt	NEMA Configuration	Plug	Plug Cap	Connector	Connector Cap	Single Outlet	Duplex Outlet	Single Inlet	Connector Mates w/Inlet	Single Receptacle	Receptacle Cover w/Gasket
<b>2-Pole, 3-Wire</b>												
30	125	L5-30	28W47*	28W*	29W47*	50W54*	99W47-S	—	68W47	78W47-C	26CM-10	60W05*
30	250	L6-30	28W48*	28W*	29W48*	50W54*	99W48-S	—	68W48	78W48-C	26CM-20	60W05*
30	277	L7-30	28W49	28W*	29W49	50W54*	99W49-S	—	68W49	78W49-C	2630	60W05*
<b>3-Pole, 3-Wire</b>												
30	125/250	Non-NEMA	28W08	28W*	29W08	50W54*	99W08-S	—	68W08	78W08-C	3330	60W05*
<b>3-Pole, 4-Wire</b>												
30	125/250	L14-30	28W74	28W*	29W74	50W54*	99W74-S	—	68W74	78W74-C	27CM-10	60W05*
30	3Ø 250	L15-30	28W75	28W*	29W75	50W54*	99W75-S	—	68W75	78W75-C	27CM-20	60W05*
30	3Ø 480	L16-30	28W76*	28W*	29W76*	50W54*	99W76-S	—	68W76	78W76-C	2730	60W05*
30	3ØY 600	L17-30	28W77	28W*	29W77	50W54*	99W77-S	—	68W77	78W77-C	2740	60W05*
<b>4-Pole, 4-Wire</b>												
30	3ØY 120/208	Non-NEMA	28W09	28W*	29W09	50W54*	99W09-S	—	68W09	78W09-C	3430	60W05*
<b>4-Pole, 5-Wire</b>												
30	3ØY 120/208	L21-30	28W81	28W*	29W81	50W54*	99W81-S	—	68W81	78W81-C	2810	60W05*
30	3ØY 277/480	L22-30	28W82	28W*	29W82	50W54*	99W82-S	—	68W82	78W82-C	2820	60W05*
30	3ØY 347/600	L23-30	28W83	28W*	29W83	50W54*	99W83-S	—	68W83	78W83-C	2830	60W05*

NEMA configuration diagrams represent plug blade configuration.

\*Available in black. To order, add “-B” suffix to catalog number

**SPOTLIGHT**
**Wetguard® Watertight**

The Wetguard® line consists of a comprehensive array of plugs, connectors, inlets, outlets, covers and an industry exclusive FD Box system that allows mounting of single-gang devices in multi-gang configurations. Visit [www.leviton.com/wetguard](http://www.leviton.com/wetguard) for more information.



## WETGUARD® INDIVIDUAL COVERS

### Switch Cover, Plate and Replacement Covers

#### Switch Covers, Plate and Replacement Covers

Cat. No.	Color	Description
COVER-S	Yellow	Single Gang Switch Cover and Gasket for any 15 Amp - 40 Amp Toggle Switch, including Leviton
COVER-GS	Gray	Manual Motor Starters
WTCVD*	Yellow	Wetguard® Replacement Cover and Gasket for Wetguard® Duplex Outlets Only
WTCVS-15	Yellow	Wetguard® Replacement Cover and Gasket for 15 Amp and 20 Amp Straight and 15 Amp Locking Single Inlets and Outlets
WTCVS-20	Yellow	Wetguard® Replacement Cover and Gasket for all 20 Amp Locking Single Inlets and Outlets
WTCVS-30	Yellow	Wetguard® Replacement Cover and Gasket for all 30 Amp Locking Single Inlets and Outlets
WP459	Yellow	Wetguard® Blank Plate and Gasket
60W03	Yellow	Wetguard® Cover and Gasket for 15 Amp and 20 Amp Straight Blade and 15 Amp Locking Box Mount Single Flush Receptacles
60W04	Yellow	Wetguard® Cover and Gasket for 20 Amp Locking Box Mount Single Flush Receptacles
60W05	Yellow	Wetguard® Cover and Gasket for 30 Amp Locking Box Mount Single Flush Receptacles

\*Not for use with standard duplex devices



COVER-GS



WTCVS-15



60W03



WP459



WTCVD

#### SPOTLIGHT

#### Wetguard® Watertight

The Wetguard® line consists of a comprehensive array of plugs, connectors, inlets, outlets, covers and an industry exclusive FD Box system that allows mounting of single-gang devices in multi-gang configurations. Visit [www.leviton.com/wetguard](http://www.leviton.com/wetguard) for more information.



## Rhino-Hide® NEMA Wiring Devices

### Rugged Connectors for Extreme Environments

Rhino-Hide® NEMA wiring devices are the only connectors in this class to carry a true watertight/submersible rating, making them suitable for the wettest environments, including those where plugs and connectors may be subject to immersion in mud or water. The high-performance TPV material used in these plugs and connectors offers superior resistance (as compared with ordinary rubber) to water, chemicals and UV exposure for long-lasting performance.

#### NEMA Wiring Group



#### Features and Benefits

- Submersible, watertight-, and dust-tight for outdoor and other wet environments; rated to NEMA Enclosure Type 3R, 4, 4X, 6, 6P, 12, 13 and IP66/IP67/IP68/IP69K (high-pressure steam cleaning); ABS certified — suitable for marine environments
- Threaded connections make these devices ideal in high-vibration environments such as oil-drilling and mining operations
- Coated aluminum components provide superior corrosion resistance to bare aluminum, especially in salt-air environments, which extends service life of the device and facilitates easier installation and removal of threaded components
- Nickel-plated brass electrical contacts provide superior electrical performance and corrosion resistance for extended service life
- Devices are compatible with other manufacturers' devices as well as standard NEMA configured devices
- Available in seven voltage/amperage configurations

Continued on next page

## RHINO-HIDE® NEMA WIRING DEVICES

Continued from previous page

### Rhino-Hide® NEMA Wiring Devices

#### Features and Benefits

##### Receptacles

- The only submersible receptacle in its class
- Industry exclusive self-closing cover automatically seals receptacle when not in use – cover cannot be lost or left off
- Industry exclusive integral hasp provides OSHA lockout/tagout capabilities for added safety
- Wire pigtails make it faster and easier to install
- Mounts to common FS/FD cast device boxes
- Black oxide coated stainless steel assembly screws prevent corrosion from exposure and galvanic activity between screws and receptacle flange

##### Plugs & Connectors

- Plugs and connectors are submersible when mated or with protective cap installed (connector only)
- High-performance TPV components withstand extreme temperatures, are UV stabilized, and are resistant to water, oils, and other chemicals
- Industry exclusive variable adjust, watertight strain relief system speeds assembly and provides more reliable performance than conventional rubber boot type systems
- Machined aluminum components are hard anodized to prevent corrosion and pitting
- Stainless steel assembly hardware resists corrosion
- Coated wire rope cover lanyard on connector is more durable than conventional beaded chain type lanyards, minimizing the chances of lost covers that result in damage from exposure to the elements
- Available with black or yellow bodies

#### NEMA Straight Blade Devices — 15A and 20A

Amp	Volt	NEMA Configuration	Cat. No.				
			Blade Type	Body Color	Plug*	Connector*	Receptacle
15	125	5-15	Straight	Black	LNR80-1E	LNR86-1E	LNR96-1
15	125	L5-15	Locking	Black	LNR80-5E	LNR86-5E	LNR96-5
15	250	6-15	Straight	Black	LNR80-2E	LNR86-2E	LNR96-2
15	250	L6-15	Locking	Black	LNR80-6E	LNR86-6E	LNR96-6
15	277	7-15	Locking	Black	LNR80-7E	LNR86-7E	LNR96-7
20	125	5-20	Straight	Black	LNR80-3E	LNR86-3E	LNR96-3
20	250	6-20	Straight	Black	LNR80-4E	LNR86-4E	LNR96-4

\*To order yellow bodied plugs and connectors, replace "E" at end of catalog number with "Y"



Receptacle



Plug and Connector



## Industrial Grade Portable Outlet Boxes and Cover Plates

### Ideal for Temporary Power Applications

For applications ranging from industrial processing plants to construction and maintenance to entertainment and theater, Leviton's industrial grade portable outlet boxes will help to deliver the power you need, where you need it. Boxes are constructed of a high-performance UL Listed TPV. They maintain their integrity in most any temperature, are extremely resistant to harsh chemicals, and exhibit excellent strength and resistance to fatigue.

Coverplates are constructed from Lexan®, providing great impact resistance and superior service life. And, self-closing flip-lid versions provide NEMA Type 3R enclosure protection with flip-lid closed.

Boxes are available in single- and two-gang sizes, both feed-thru and pendant style. Coverplates are available in a wide range of configurations to fit just about any requirement. Plus, you can choose either high-visibility yellow (for most industrial and commercial applications) or black (for entertainment applications).

### Temp Box Power Group



Continued on next page

## PORTABLE OUTLET BOXES AND PLATES

Continued from previous page

### Industrial Grade Portable Outlet Boxes and Cover Plates

#### Temp Box Power Group

Non-metallic construction provides protection against electrical shock

Available in pendant and feed-thru styles

Molded Santoprene™ TPV housing is extremely durable, even in harsh conditions



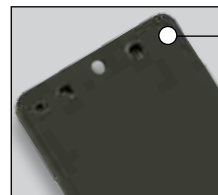
Variable-adjust strain relief provides superior protection throughout entire range of cable diameters

Available in black or high-visibility yellow

Heavy-duty stainless steel spring-loaded flip lid provides NEMA Type 3R protection (when not in use)

Lexan® coverplates are extremely durable and impact resistant, providing extended service life

A wide array of cover options available; including standard and weather-resistant versions



Additional mounting holes provide a more secure fit

H

Watertight Devices

## PORTABLE OUTLET BOXES AND PLATES | Single Gang and 2-Gang

### Portable Outlet Boxes and Cover Plates — Single Gang and 2-Gang



3059-1E



3099F-2E



3200-2Y



3300-2Y

### Portable Outlet Boxes and Coverplates

Item	Description	Cat. No.	Cat. No.
		Black	Yellow
Single-Gang Outlet Box	0.230" - 0.546" dia. Standard Depth, Pendant Style	3059-1E•	3059-1Y•
Single-Gang Outlet Box	0.230" - 0.546" dia. Standard Depth, Feed-Thru Style	3059F-1E•	3059F-1Y•
Single-Gang Outlet Box	0.230" - 0.546" dia. Extra Deep, Pendant Style	3099-1E	3099-1Y
Single-Gang Outlet Box	0.230" - 0.546" dia. Extra Deep, Feed-Thru Style	3099F-1E	3099F-1Y
Single-Gang Outlet Box	0.590" - 1.000" dia. Extra Deep, Pendant Style~	3099-2E	3099-2Y
Single-Gang Outlet Box	0.590" - 1.000" dia. Extra Deep, Feed-Thru Style~	3099F-2E	3099F-2Y
Single-Gang Coverplate	Blank Coverplate	3054-E	3054-Y
Single-Gang Coverplate	Duplex Receptacle Coverplate	3051-E	3051-Y
Single-Gang Coverplate	Duplex Receptacle Coverplate with Weather-Resistant Flip Lid*	3056-E	3056-Y
Single-Gang Coverplate	GFCI /Decora® Receptacle Coverplate	3060-E	3060-Y
Single-Gang Coverplate	GFCI /Decora® Receptacle Coverplate with Weather-Resistant Flip Lid*~	3061-E	3061-Y
Single-Gang Coverplate	1.39" dia. Single Receptacle Coverplate (15A Straight Blade & Locking/20A Straight Blade Receptacles)	3052-E	3052-Y
Single-Gang Coverplate	1.39" dia. Single Receptacle Coverplate with Weather-Resistant Flip Lid*	3057-E	3057-Y
Single-Gang Coverplate	1.56" dia. Single Receptacle Coverplate (20A & 30A Locking Receptacles)	3055-E	3055-Y
Single-Gang Coverplate	1.56" dia. Single Receptacle Coverplate with Weather-Resistant Flip Lid*	3058-E	3058-Y
Two-Gang Outlet Box	0.590" - 1.000" dia. Standard Depth, Pendant Style~	3200-2E	3200-2Y
Two-Gang Outlet Box	0.590" - 1.000" dia. Standard Depth, Feed-Thru Style~	3200F-2E	3200F-2Y
Two-Gang Outlet Box	0.590" - 1.000" dia. Angled Depth, Pendant Style~	3300-2E	3300-2Y
Two-Gang Coverplate	Blank Coverplate	3265-E	3265-Y
Two-Gang Coverplate	2 - Duplex Receptacle Coverplates	3260-E	3260-Y
Two-Gang Coverplate	2 - Duplex Receptacle Coverplates with Weather-Resistant Flip Lid*	3260W-E	3260W-Y
Two-Gang Coverplate	2 - GFCI /Decora® Receptacle Coverplates	3251-E	3251-Y
Two-Gang Coverplate	2 - GFCI /Decora® Receptacle Coverplates with Weather-Resistant Flip Lid*~	3251W-E	3251W-Y
Two-Gang Coverplate	1 - GFCI /Decora® Receptacle, 1 - Blank Coverplate	3241-E	3241-Y
Two-Gang Coverplate	1 - GFCI /Decora® Receptacle with Weather-Resistant Flip Lid, 1 - Blank Coverplate*~	3241W-E	3241W-Y
Two-Gang Coverplate	1 - 1.56" dia. Single Receptacle, 1 - Duplex Receptacle Coverplate	3262-E	3262-Y
Two-Gang Coverplate	1 - 1.56" dia. Single Receptacle with Weather-Resistant Flip Lid, 1 - Duplex Receptacle Coverplate with Weather-Resistant Flip Lid*	3262W-E	3262W-Y
Two-Gang Coverplate	1 - 1.56" dia. Single Receptacle, 1 - Blank Coverplate	3261-E	3261-Y
Two-Gang Coverplate	1 - 1.56" dia. Single Receptacle with Weather-Resistant Flip Lid, 1 - Blank Coverplate*	3261W-E	3261W-Y
Two-Gang Coverplate	2 - 1.56" dia. Single Receptacle Coverplates	3263-E	3263-Y
Two-Gang Coverplate	2 - 1.56" dia. Single Receptacle Coverplates with Weather-Resistant Flip Lid*	3263W-E	3263W-Y

\*NEMA Type 3R Rated.

~Tamper Resistant GFCI devices not compatible.

•GFCI devices not compatible (must use extra deep version).

~For cable diameters smaller than .590", consult factory for options

## DUSTGUARD®

### Severe Duty Dustguard®

Dustguard® plugs and connectors feature resistance to the damaging effects of dirt, dust, metal filings and other airborne particulate matter that can seriously degrade electrical performance. They share many of the superior design features of Wetguard® plugs and connectors, offering a reliable source of electrical power where extended mechanical and electrical life are specified but moisture-resistance is not required.

#### Features and Benefits

- Tongue and groove design of front module and TPV body assures tight fit in husk and offers excellent barrier against dirt and dust
- Rubber membrane seal for secure cord grip; creates a barrier and keeps contaminants from entering the device interior
- Santoprene TPV husk exterior offers excellent resistance to cracking and fading from sunlight exposure, repels moisture and fluids, and endures extreme temperature variations
- Fast-threading assembly screws, keyed wiring module and husk, self-centering strain relief clamps and deep-funnelled wiring wells provide for simple and fast assembly

## 15 & 20 Amp Straight Blade & Locking Devices

### Dustguard® Straight Blade & Locking Plugs and Connectors



1447



1547

#### 15A and 20A

Amp	Volt	NEMA Configuration	Cat. No. Plug	Cat. No. Connector
<b>15A Straight Blade 2-Pole, 3-Wire Devices</b>				
15	125	5-15	1447	1547
15	250	6-15	1449	1549
<b>20A Straight Blade 2-Pole, 3-Wire Devices</b>				
20	125	5-20	1433	1533
20	250	6-20	1448	1548
<b>15A Locking 2-Pole, 3-Wire Devices</b>				
15	125	L5-15	2447	2547

NEMA configuration diagrams represent plug blade configuration

**RHINO-HIDE® LZ SERIES MULTI-PIN CONNECTORS**

## Rhino-Hide® LZ Series Multi-Pin Connectors

### Environmentally Sealed Power and Control Connectors for Harsh Industrial Applications

The Rhino-Hide® LZ Series connectors are heavy duty, environmentally sealed plugs and receptacles used for control and instrumentation applications in the harshest environments. These devices are designed to meet or exceed the electrical performance characteristics of MIL-C-5015, making them suitable for a variety of industrial environments, such as onshore and offshore drilling operations, aerospace, marine and land transportation applications, factories, refineries, and more.

### Broad Range of Configurations for Maximum Flexibility

Rhino-Hide® LZ Series connectors can be configured to suit a wide range of applications. They can accommodate wire sizes from 18 AWG to 4/0; anywhere from 3 to 68 contacts; can be cable, conduit or panel mounted; and have reversible inserts that fit in either male or female shells.

### Infinite Applications to Help Streamline Operations

Rhino-Hide® LZ Series connectors provide power, control and instrumentation connectivity solutions across a wide spectrum of applications. They allow you to easily connect and disconnect equipment for more efficient servicing and less downtime. Factory equipment layout can easily be reconfigured without the need (and expense) for hard-wiring. They can be used for connecting backup power generators during emergencies or plant turnarounds — the applications are endless.

### Rhino-Hide® LZ Series Multi-Pin Connectors

#### Panel Mount

see page **H-21** for details



#### Cable Mount

see page **H-20** for details



#### Inline Receptacle



### Rhino-Hide® LZ Series Multi-Pin Connectors

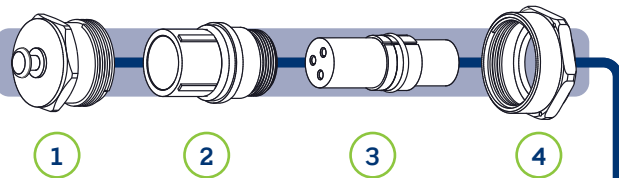
#### Features and Benefits

- Meets construction and performance requirements of UL 2238
- Black nickel plating standard for superior durability and shell conductivity
- IP68 rating suitable for wet locations
- Reversible inserts for maximum flexibility — suitable for use in all cable-mount, panel-mount and conduit-mount applications
- Wire terminals are easily accessible for quick assembly
- Cable housings provide ample room for wiring
- Silver plated contacts provide excellent conductivity
- UL & CSA listed to UL 2238; a more stringent performance test than UL 1977, which makes these connectors suitable for both factory and field installation
- Intermateable with other brands

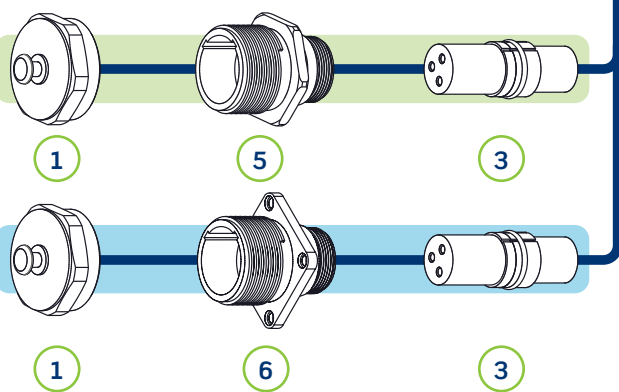
### Cable Mounted Device Components

#### Cable Mounted Plug or Receptacle

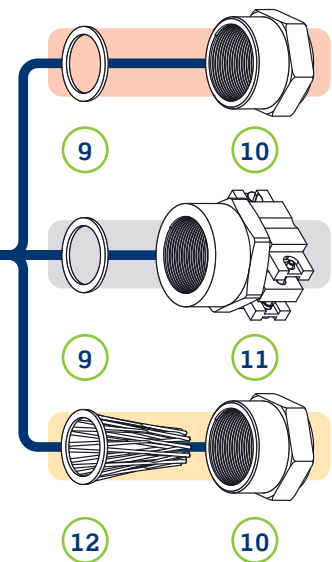
##### Typical Plug Assembly



##### Typical Receptacle Assembly



##### Strain Relief Options



- 1 Environmental Cover
- 2 Plug Skirt
- 3 Insert
- 4 Coupling Nut
- 5 Inline Receptacle
- 6 Square Flange Receptacle

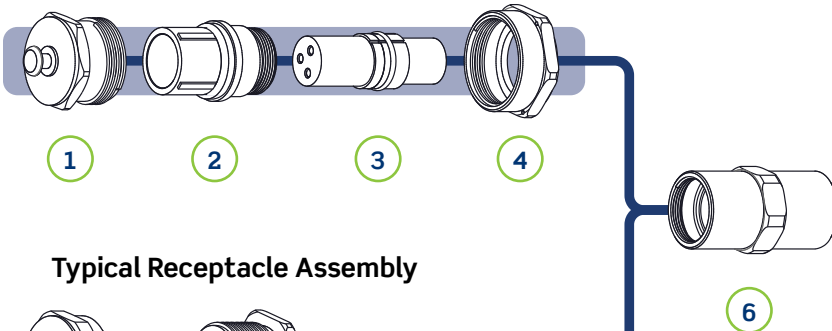
- 7 Cable Adapter
- 8 Grommet
- 9 Washer
- 10 Gland Nut
- 11 Mechanical Clamp Nut
- 12 Basketweave Cable Grip

## RHINO-HIDE® LZ SERIES MULTI-PIN CONNECTORS | Conduit, Panel Mounted Components

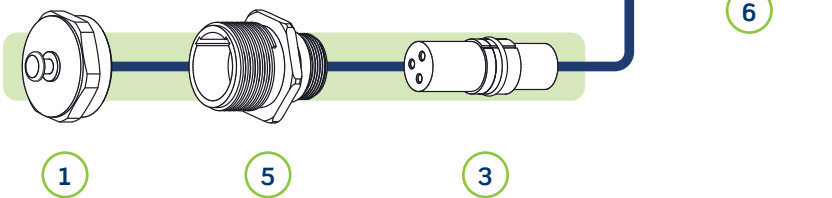
### Conduit and Panel Mounted Device Components

#### Conduit Mounted Plug or Receptacle

##### Typical Plug Assembly



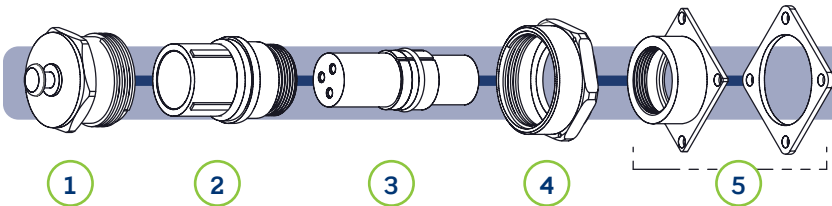
##### Typical Receptacle Assembly



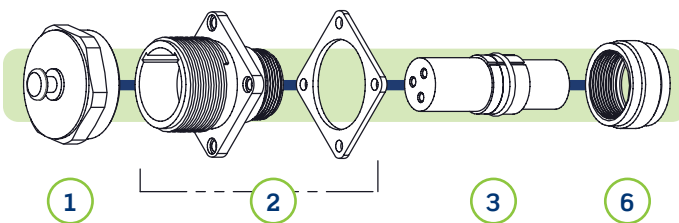
- 1 Environmental Cover
- 2 Plug Skirt
- 3 Insert
- 4 Coupling Nut
- 5 Inline Receptacle
- 6 Conduit Adapter

#### Panel Mounted Plug or Receptacle with Square Flange

##### Typical Plug Assembly



##### Typical Receptacle Assembly



- 1 Environmental Cover
- 2 Plug Skirt
- 3 Insert
- 4 Coupling Nut
- 5 Panel Mount Adapter
- 6 Insert Clamp Nut

#### SPOTLIGHT

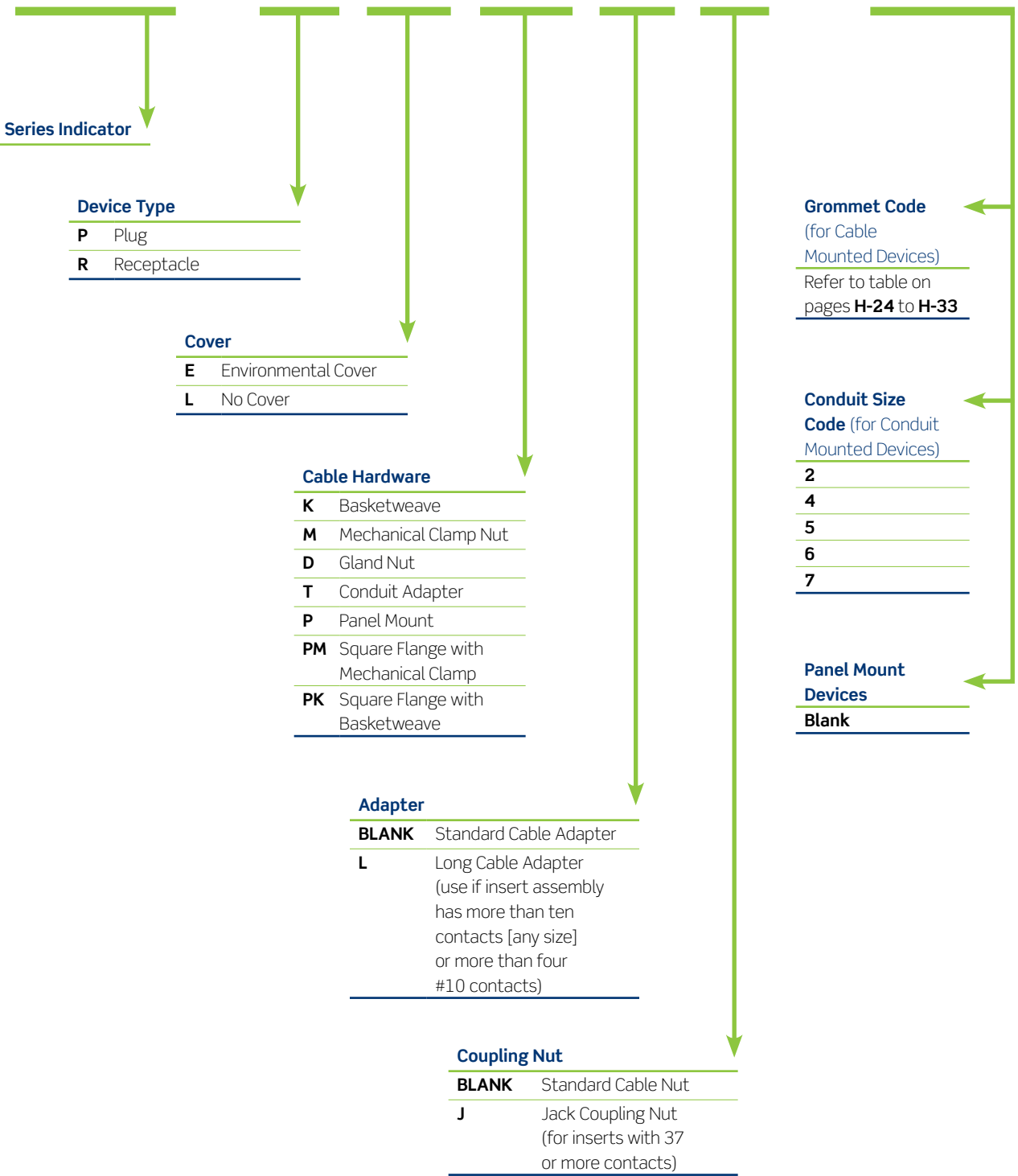
#### Rhino-Hide® LZ Series Multi-Pin Connectors

Rhino-Hide® LZ Series Multi-Pin Connectors are heavy duty, environmentally sealed plugs and receptacles for use in a wide range of Industrial applications, such as oil & gas exploration and production, petrochemical, geophysical, process control systems and instrumentation systems. Visit [www.leviton.com/rhinohide](http://www.leviton.com/rhinohide) for more information.



Catalog Number Definition

# LZ-PEKLJ-18



H

Watertight Devices



Continued from previous page

**Catalog Number Definition**

**20 - 354 - P N**

**Shell Size**

- 12
- 16
- 20
- 24
- 28
- C20
- C24
- C28

**Insert Pattern Code**

Refer to pages  
**H-36 to H-41**  
for configurations  
and descriptions

**Contact Type**

- P** Pin (Male)
- S** Socket (Female)

**Contact Termination**

- N** Crimp Contact

**Example**



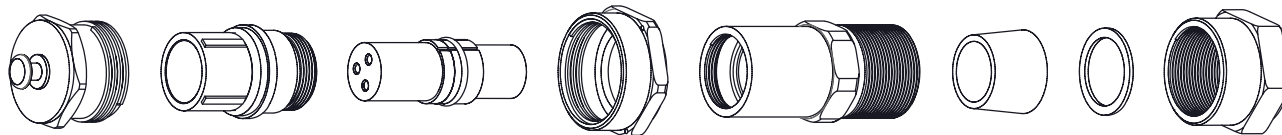
**LZ-PEKLJ-1820-354-PN**

- Cable mounted plug with basketweave for 1.000" to 1.125" cable
- Size 20 shell with insert configuration 354
- 47 crimp pins
- Environmental cover

## RHINO-HIDE® LZ SERIES MULTI-PIN CONNECTORS | Ordering Guide

### Ordering Guide – Plugs

#### Straight Plug with Compression Nut – LZ-PED Series



Environmental Cover    Plug Barrel    Insert Assembly    Coupling Nut    Cable Adapter    Grommet    Washer    Gland Nut

To specify a complete ordering number, select the grommet code from table below and replace “xx”, then select appropriate suffix from the appropriate insert configuration table (see pages **H-36** through **H-41**) and replace “suffix.”

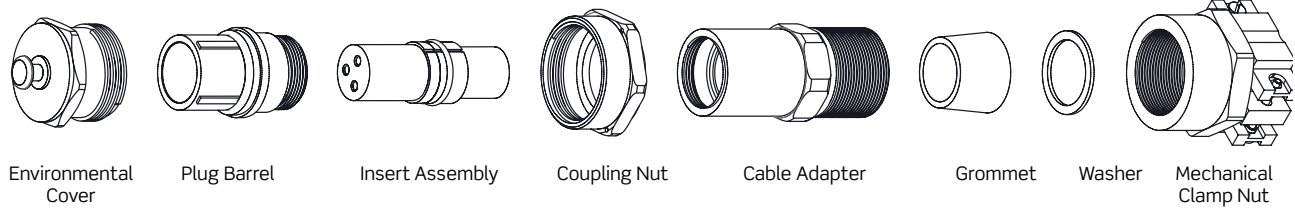
Jack Coupling nuts should be used with inserts possessing more than 36 contacts.

If environmental cover is not required, replace “E” with “L” in catalog number.

Shell Size	Standard Cable Adapter		Long Cable Adapter	
	Standard Coupling Nut	Jack Coupling Nut	Standard Coupling Nut	Jack Coupling Nut
	Cat. No.	Cat. No.	Cat. No.	Cat. No.
12	LZ-PED-xx12-suffix	LZ-PEDJ-xx12-suffix	LZ-PEDL-xx12-suffix	LZ-PEDLJ-xx12-suffix
16	LZ-PED-xx16-suffix	LZ-PEDJ-xx16-suffix	LZ-PEDL-xx16-suffix	LZ-PEDLJ-xx16-suffix
20	LZ-PED-xx20-suffix	LZ-PEDJ-xx20-suffix	LZ-PEDL-xx20-suffix	LZ-PEDLJ-xx20-suffix
C20	LZ-PED-xxC20-suffix	LZ-PEDJ-xxC20-suffix	LZ-PEDL-xxC20-suffix	LZ-PEDLJ-xxC20-suffix
24	LZ-PED-xx24-suffix	LZ-PEDJ-xx24-suffix	LZ-PEDL-xx24-suffix	LZ-PEDLJ-xx24-suffix
C24	LZ-PED-xxC24-suffix	LZ-PEDJ-xxC24-suffix	LZ-PEDL-xxC24-suffix	LZ-PEDLJ-xxC24-suffix
28	LZ-PED-xx28-suffix	LZ-PEDJ-xx28-suffix	LZ-PEDL-xx28-suffix	LZ-PEDLJ-xx28-suffix
C28	LZ-PED-xxC28-suffix	LZ-PEDJ-xxC28-suffix	LZ-PEDL-xxC28-suffix	LZ-PEDLJ-xxC28-suffix

### Grommet Codes

Cable Diameter	Shell Size					Cable Diameter	Shell Size				
	12	16	20 & C20	24 & C24	28 & C28		12	16	20 & C20	24 & C24	28 & C28
.062 to .125	02	—	—	—	—	1.500 to 1.625	—	—	26	26	26
.125 to .250	04	—	—	—	—	1.625 to 1.750	—	—	28	28	28
.250 to .375	06	06	—	—	—	1.750 to 1.875	—	—	30	30	30
.375 to .500	08	08	—	—	—	1.875 to 1.937	—	—	31	—	—
.500 to .625	10	10	10	—	—	1.937 to 2.000	—	—	—	32	32
.625 to .750	12	12	12	—	—	2.000 to 2.125	—	—	—	34	34
.750 to .875	14	14	14	—	—	2.125 to 2.250	—	—	—	36	36
.875 to .937	15	—	—	—	—	2.250 to 2.375	—	—	—	38	38
.937 to 1.000	—	16	16	16	—	2.375 to 2.437	—	—	—	39	—
1.000 to 1.125	—	18	18	18	—	2.437 to 2.500	—	—	—	—	40
1.125 to 1.250	—	20	20	20	—	2.500 to 2.625	—	—	—	—	42
1.250 to 1.375	—	22	22	22	—	2.625 to 2.750	—	—	—	—	44
1.375 to 1.437	—	23	—	—	—	2.750 to 2.875	—	—	—	—	46
1.437 to 1.500	—	—	24	24	24						

**Ordering Guide — Plugs**
**Straight Plug with Mechanical Clamp Nut — LZ-PEM Series**


To specify a complete ordering number, select the grommet code from table below and replace “xx”, then select appropriate suffix from the appropriate insert configuration table (see pages **H-36** through **H-41**) and replace “suffix.” Jack Coupling nuts should be used with inserts possessing more than 36 contacts. If environmental cover is not required, replace “E” with “L” in catalog number.

Shell Size	Standard Cable Adapter		Long Cable Adapter	
	Standard Coupling Nut	Jack Coupling Nut	Standard Coupling Nut	Jack Coupling Nut
	Cat. No.	Cat. No.	Cat. No.	Cat. No.
12	LZ-PEM-xx12-suffix	LZ-PEMJ-xx12-suffix	LZ-PEML-xx12-suffix	LZ-PEMLJ-xx12-suffix
16	LZ-PEM-xx16-suffix	LZ-PEMJ-xx16-suffix	LZ-PEML-xx16-suffix	LZ-PEMLJ-xx16-suffix
20	LZ-PEM-xx20-suffix	LZ-PEMJ-xx20-suffix	LZ-PEML-xx20-suffix	LZ-PEMLJ-xx20-suffix
C20	LZ-PEMxxC20-suffix	LZ-PEMJ-xxC20-suffix	LZ-PEML-xxC20-suffix	LZ-PEMLJ-xxC20-suffix
24	LZ-PEM-xx24-suffix	LZ-PEMJ-xx24-suffix	LZ-PEML-xx24-suffix	LZ-PEMLJ-xx24-suffix
C24	LZ-PEM-xxC24-suffix	LZ-PEMJ-xxC24-suffix	LZ-PEML-xxC24-suffix	LZ-PEMLJ-xxC24-suffix
28	LZ-PEM-xx28-suffix	LZ-PEMJ-xx28-suffix	LZ-PEML-xx28-suffix	LZ-PEMLJ-xx28-suffix
C28	LZ-PEM-xxC28-suffix	LZ-PEMJ-xxC28-suffix	LZ-PEML-xxC28-suffix	LZ-PEMLJ-xxC28-suffix

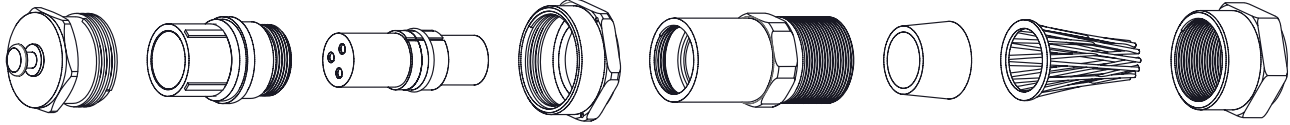
**Grommet Codes**

Cable Diameter	Shell Size					Cable Diameter	Shell Size				
	12	16	20 & C20	24 & C24	28 & C28		12	16	20 & C20	24 & C24	28 & C28
.062 to .125	02	—	—	—	—	1.500 to 1.625	—	—	26	26	26
.125 to .250	04	—	—	—	—	1.625 to 1.750	—	—	28	28	28
.250 to .375	06	06	—	—	—	1.750 to 1.875	—	—	30	30	30
.375 to .500	08	08	—	—	—	1.875 to 1.937	—	—	31	—	—
.500 to .625	10	10	10	—	—	1.937 to 2.000	—	—	—	32	32
.625 to .750	12	12	12	—	—	2.000 to 2.125	—	—	—	34	34
.750 to .875	14	14	14	—	—	2.125 to 2.250	—	—	—	36	36
.875 to .937	15	—	—	—	—	2.250 to 2.375	—	—	—	38	38
.937 to 1.000	—	16	16	16	—	2.375 to 2.437	—	—	—	39	—
1.000 to 1.125	—	18	18	18	—	2.437 to 2.500	—	—	—	—	40
1.125 to 1.250	—	20	20	20	—	2.500 to 2.625	—	—	—	—	42
1.250 to 1.375	—	22	22	22	—	2.625 to 2.750	—	—	—	—	44
1.375 to 1.437	—	23	—	—	—	2.750 to 2.875	—	—	—	—	46
1.437 to 1.500	—	—	24	24	24						

## RHINO-HIDE® LZ SERIES MULTI-PIN CONNECTORS | Ordering Guide

### Ordering Guide – Plugs

#### Straight Plug with Basketweave Cable Grip — LZ-PEK Series



Environmental Cover    Plug Barrel    Insert Assembly    Coupling Nut    Cable Adapter    Grommet    Basketweave    Gland Nut

To specify a complete ordering number, select the grommet code from table below and replace “xx”, then select appropriate suffix from the appropriate insert configuration table (see pages **H-36** through **H-41**) and replace “suffix.”

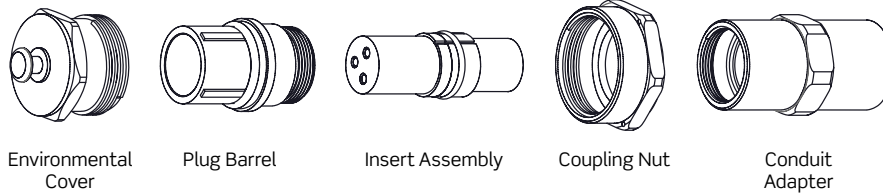
Jack Coupling nuts should be used with inserts possessing more than 36 contacts.

If environmental cover is not required, replace “E” with “L” in catalog number.

Shell Size	Standard Cable Adapter		Long Cable Adapter	
	Standard Coupling Nut	Jack Coupling Nut	Standard Coupling Nut	Jack Coupling Nut
	Cat. No.	Cat. No.	Cat. No.	Cat. No.
12	LZ-PEK-xx12-suffix	LZ-PEKJ-xx12-suffix	LZ-PEKL-xx12-suffix	LZ-PEKLJ-xx12-suffix
16	LZ-PEK-xx16-suffix	LZ-PEKJ-xx16-suffix	LZ-PEKL-xx16-suffix	LZ-PEKLJ-xx16-suffix
20	LZ-PEK-xx20-suffix	LZ-PEKJ-xx20-suffix	LZ-PEKL-xx20-suffix	LZ-PEKLJ-xx20-suffix
C20	LZ-PEK-xxC20-suffix	LZ-PEKJ-xxC20-suffix	LZ-PEKL-xxC20-suffix	LZ-PEKLJ-xxC20-suffix
24	LZ-PEK-xx24-suffix	LZ-PEKJ-xx24-suffix	LZ-PEKL-xx24-suffix	LZ-PEKLJ-xx24-suffix
C24	LZ-PEK-xxC24-suffix	LZ-PEKJ-xxC24-suffix	LZ-PEKL-xxC24-suffix	LZ-PEKLJ-xxC24-suffix
28	LZ-PEK-xx28-suffix	LZ-PEKJ-xx28-suffix	LZ-PEKL-xx28-suffix	LZ-PEKLJ-xx28-suffix
C28	LZ-PEK-xxC28-suffix	LZ-PEKJ-xxC28-suffix	LZ-PEKL-xxC28-suffix	LZ-PEKLJ-xxC28-suffix

### Grommet Codes

Cable Diameter	Shell Size					Cable Diameter	Shell Size				
	12	16	20 & C20	24 & C24	28 & C28		12	16	20 & C20	24 & C24	28 & C28
.062 to .125	02	—	—	—	—	1.500 to 1.625	—	—	26	26	26
.125 to .250	04	—	—	—	—	1.625 to 1.750	—	—	28	28	28
.250 to .375	06	06	—	—	—	1.750 to 1.875	—	—	30	30	30
.375 to .500	08	08	—	—	—	1.875 to 1.937	—	—	31	—	—
.500 to .625	10	10	10	—	—	1.937 to 2.000	—	—	—	32	32
.625 to .750	12	12	12	—	—	2.000 to 2.125	—	—	—	34	34
.750 to .875	14	14	14	—	—	2.125 to 2.250	—	—	—	36	36
.875 to .937	15	—	—	—	—	2.250 to 2.375	—	—	—	38	38
.937 to 1.000	—	16	16	16	—	2.375 to 2.437	—	—	—	39	—
1.000 to 1.125	—	18	18	18	—	2.437 to 2.500	—	—	—	—	40
1.125 to 1.250	—	20	20	20	—	2.500 to 2.625	—	—	—	—	42
1.250 to 1.375	—	22	22	22	—	2.625 to 2.750	—	—	—	—	44
1.375 to 1.437	—	23	—	—	—	2.750 to 2.875	—	—	—	—	46
1.437 to 1.500	—	—	24	24	24						

**Ordering Guide — Plugs**
**Straight Plug with Conduit Adapter — LZ-PET Series**


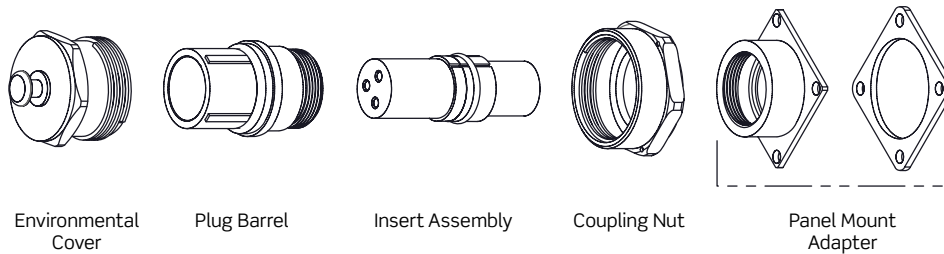
Shell Size	Conduit Size (NPT)	Conduit Code	Standard Coupling Nut	Jack Coupling Nut
			Cat. No.	Cat. No.
12	¾"	2	LZ-PET-2 12-suffix	LZ-PETJ-2 12-suffix
16	1 ¼"	4	LZ-PET-4 16-suffix	LZ-PETJ-4 16-suffix
20	1 ½"	5	LZ-PET-5 20-suffix	LZ-PETJ-5 20-suffix
C20	1 ½"	5	LZ-PET-5 C20-suffix	LZ-PETJ-5 C20-suffix
24	2"	6	LZ-PET-6 24-suffix	LZ-PETJ-6 24-suffix
C24	2"	6	LZ-PET-6 C24-suffix	LZ-PETJ-6 C24-suffix
28	2 ½"	7	LZ-PET-7 28-suffix	LZ-PETJ-7 28-suffix
C28	2 ½"	7	LZ-PET-7 C28-suffix	LZ-PETJ-7 C28-suffix

**For both Straight Plug with Conduit Adapter (above) and Panel Mount Plug (below):**

To specify a complete ordering number, select appropriate suffix from the appropriate insert configuration table (see pages **H-36** through **H-41**) and replace "suffix."

Jack Coupling nuts should be used with inserts possessing more than 36 contacts.

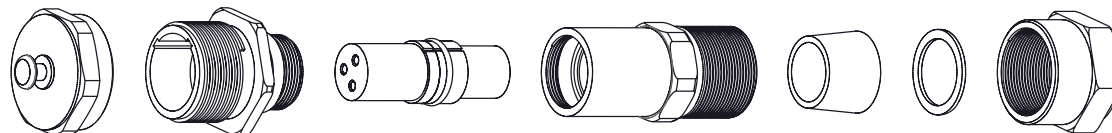
If environmental cover is not required, replace "E" with "L" in catalog number.

**Panel Mount Plug — LZ-PEP Series**


Shell Size	Standard Coupling Nut	Jack Coupling Nut
	Cat. No.	Cat. No.
12	LZ-PEP-12-suffix	LZ-PEPJ-12-suffix
16	LZ-PEP-16-suffix	LZ-PEPJ-16-suffix
20	LZ-PEP-20-suffix	LZ-PEPJ-20-suffix
C20	LZ-PEP-C20-suffix	LZ-PEPJ-C20-suffix
24	LZ-PEP-24-suffix	LZ-PEPJ-24-suffix
C24	LZ-PEP-C24-suffix	LZ-PEPJ-C24-suffix
28	LZ-PEP-28-suffix	LZ-PEPJ-28-suffix
C28	LZ-PEP-C28-suffix	LZ-PEPJ-C28-suffix

### Ordering Guide — Receptacles

#### Inline Receptacle with Compression Nut — LZ-RED Series



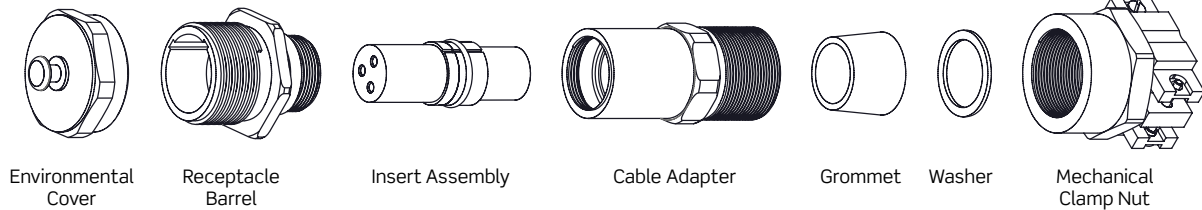
Environmental Cover    Receptacle Barrel    Insert Assembly    Cable Adapter    Grommet    Washer    Gland Nut

To specify a complete ordering number, select the grommet code from table below and replace “xx”, then select appropriate suffix from the appropriate insert configuration table (see pages **H-36** through **H-41**) and replace “suffix.” If environmental cover is not required, replace “E” with “L” in catalog number.

Shell Size	Standard Cable Adapter	Long Cable Adapter
	Cat. No.	Cat. No.
12	LZ-RED-12-suffix	LZ-REDL-12-suffix
16	LZ-RED-16-suffix	LZ-REDL-16-suffix
20	LZ-RED-20-suffix	LZ-REDL-20-suffix
C20	LZ-RED-C20-suffix	LZ-REDL-C20-suffix
24	LZ-RED-24-suffix	LZ-REDL-24-suffix
C24	LZ-RED-C24-suffix	LZ-REDL-C24-suffix
28	LZ-RED-28-suffix	LZ-REDL-28-suffix
C28	LZ-RED-C28-suffix	LZ-REDL-C28-suffix

### Grommet Codes

Cable Diameter	Shell Size					Cable Diameter	Shell Size				
	12	16	20 & C20	24 & C24	28 & C28		12	16	20 & C20	24 & C24	28 & C28
.062 to .125	02	—	—	—	—	1.500 to 1.625	—	—	26	26	26
.125 to .250	04	—	—	—	—	1.625 to 1.750	—	—	28	28	28
.250 to .375	06	06	—	—	—	1.750 to 1.875	—	—	30	30	30
.375 to .500	08	08	—	—	—	1.875 to 1.937	—	—	31	—	—
.500 to .625	10	10	10	—	—	1.937 to 2.000	—	—	—	32	32
.625 to .750	12	12	12	—	—	2.000 to 2.125	—	—	—	34	34
.750 to .875	14	14	14	—	—	2.125 to 2.250	—	—	—	36	36
.875 to .937	15	—	—	—	—	2.250 to 2.375	—	—	—	38	38
.937 to 1.000	—	16	16	16	—	2.375 to 2.437	—	—	—	39	—
1.000 to 1.125	—	18	18	18	—	2.437 to 2.500	—	—	—	—	40
1.125 to 1.250	—	20	20	20	—	2.500 to 2.625	—	—	—	—	42
1.250 to 1.375	—	22	22	22	—	2.625 to 2.750	—	—	—	—	44
1.375 to 1.437	—	23	—	—	—	2.750 to 2.875	—	—	—	—	46
1.437 to 1.500	—	—	24	24	24						

**Ordering Guide — Receptacles**
**Inline Receptacle with Mechanical Clamp Nut — LZ-REM Series**


To specify a complete ordering number, select the grommet code from table below and replace “xx”, then select appropriate suffix from the appropriate insert configuration table (see pages **H-36** through **H-41**) and replace “suffix.” If environmental cover is not required, replace “E” with “L” in catalog number.

Shell Size	Standard Cable Adapter	Long Cable Adapter
	Cat. No.	Cat. No.
12	LZ-REM-12-suffix	LZ-REML-12-suffix
16	LZ-REM-16-suffix	LZ-REML-16-suffix
20	LZ-REM-20-suffix	LZ-REML-20-suffix
C20	LZ-REM-C20-suffix	LZ-REML-C20-suffix
24	LZ-REM-24-suffix	LZ-REML-24-suffix
C24	LZ-REM-C24-suffix	LZ-REML-C24-suffix
28	LZ-REM-28-suffix	LZ-REML-28-suffix
C28	LZ-REM-C28-suffix	LZ-REML-C28-suffix

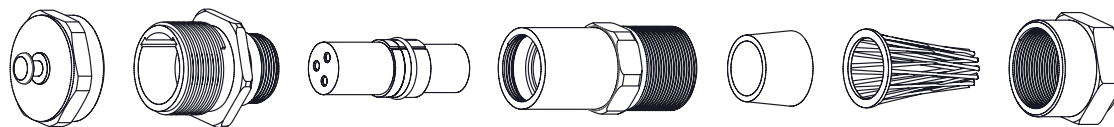
**Grommet Codes**

Cable Diameter	Shell Size					Cable Diameter	Shell Size				
	12	16	20 & C20	24 & C24	28 & C28		12	16	20 & C20	24 & C24	28 & C28
.062 to .125	02	—	—	—	—	1.500 to 1.625	—	—	26	26	26
.125 to .250	04	—	—	—	—	1.625 to 1.750	—	—	28	28	28
.250 to .375	06	06	—	—	—	1.750 to 1.875	—	—	30	30	30
.375 to .500	08	08	—	—	—	1.875 to 1.937	—	—	31	—	—
.500 to .625	10	10	10	—	—	1.937 to 2.000	—	—	—	32	32
.625 to .750	12	12	12	—	—	2.000 to 2.125	—	—	—	34	34
.750 to .875	14	14	14	—	—	2.125 to 2.250	—	—	—	36	36
.875 to .937	15	—	—	—	—	2.250 to 2.375	—	—	—	38	38
.937 to 1.000	—	16	16	16	—	2.375 to 2.437	—	—	—	39	—
1.000 to 1.125	—	18	18	18	—	2.437 to 2.500	—	—	—	—	40
1.125 to 1.250	—	20	20	20	—	2.500 to 2.625	—	—	—	—	42
1.250 to 1.375	—	22	22	22	—	2.625 to 2.750	—	—	—	—	44
1.375 to 1.437	—	23	—	—	—	2.750 to 2.875	—	—	—	—	46
1.437 to 1.500	—	—	24	24	24						

## RHINO-HIDE® LZ SERIES MULTI-PIN CONNECTORS | Ordering Guide

### Ordering Guide — Receptacles

#### Inline Receptacle with Basketweave Cable Grip — LZ-REK Series



Environmental Cover

Receptacle Barrel

Insert Assembly

Cable Adapter

Grommet

Basketweave Cable Grip

Gland Nut

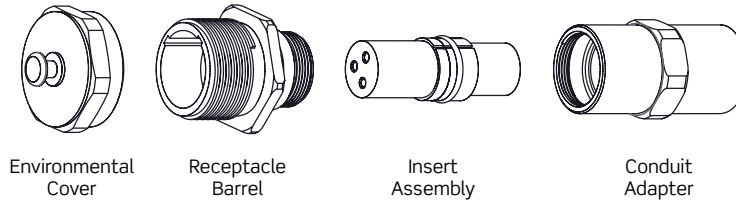
To specify a complete ordering number, select the grommet code from table below and replace “xx”, then select appropriate suffix from the appropriate insert configuration table (see pages **H-36** through **H-41**) and replace “suffix.” If environmental cover is not required, replace “E” with “L” in catalog number.

Shell Size	Standard Cable Adapter	Long Cable Adapter
	Cat. No.	Cat. No.
12	LZ-REK-12-suffix	LZ-REKL-12-suffix
16	LZ-REK-16-suffix	LZ-REKL-16-suffix
20	LZ-REK-20-suffix	LZ-REKL-20-suffix
C20	LZ-REK-C20-suffix	LZ-REKL-C20-suffix
24	LZ-REK-24-suffix	LZ-REKL-24-suffix
C24	LZ-REK-C24-suffix	LZ-REKL-C24-suffix
28	LZ-REK-28-suffix	LZ-REKL-28-suffix
C28	LZ-REK-C28-suffix	LZ-REKL-C28-suffix

### Grommet Codes

Cable Diameter	Shell Size					Cable Diameter	Shell Size				
	12	16	20 & C20	24 & C24	28 & C28		12	16	20 & C20	24 & C24	28 & C28
.062 to .125	02	—	—	—	—	1.500 to 1.625	—	—	26	26	26
.125 to .250	04	—	—	—	—	1.625 to 1.750	—	—	28	28	28
.250 to .375	06	06	—	—	—	1.750 to 1.875	—	—	30	30	30
.375 to .500	08	08	—	—	—	1.875 to 1.937	—	—	31	—	—
.500 to .625	10	10	10	—	—	1.937 to 2.000	—	—	—	32	32
.625 to .750	12	12	12	—	—	2.000 to 2.125	—	—	—	34	34
.750 to .875	14	14	14	—	—	2.125 to 2.250	—	—	—	36	36
.875 to .937	15	—	—	—	—	2.250 to 2.375	—	—	—	38	38
.937 to 1.000	—	16	16	16	—	2.375 to 2.437	—	—	—	39	—
1.000 to 1.125	—	18	18	18	—	2.437 to 2.500	—	—	—	—	40
1.125 to 1.250	—	20	20	20	—	2.500 to 2.625	—	—	—	—	42
1.250 to 1.375	—	22	22	22	—	2.625 to 2.750	—	—	—	—	44
1.375 to 1.437	—	23	—	—	—	2.750 to 2.875	—	—	—	—	46
1.437 to 1.500	—	—	24	24	24						



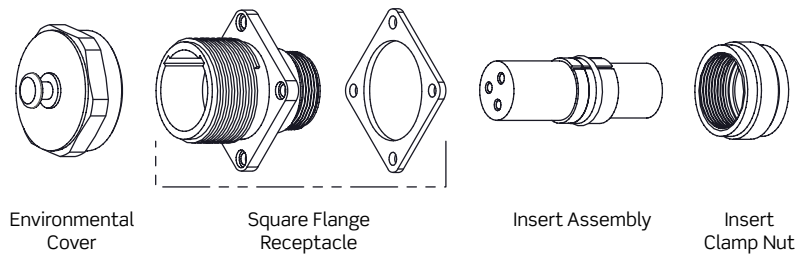
**Ordering Guide — Receptacles**
**Inline Receptacle with Conduit Adapter — LZ-RET Series**


Shell Size	Conduit Size (NPT)	Conduit Code	Inline Receptacle with Conduit Adapter
			Cat. No.
12	¾"	2	LZ-RET-2 12-suffix
16	1 ¼"	4	LZ-RET-4 16-suffix
20	1 ½"	5	LZ-RET-5 20-suffix
C20	1 ½"	5	LZ-RET-5 C20-suffix
24	2"	6	LZ-RET-6 24-suffix
C24	2"	6	LZ-RET-6 C24-suffix
28	2 ½"	7	LZ-RET-7 28-suffix
C28	2 ½"	7	LZ-RET-7 C28-suffix

**For both Straight Plug with Conduit Adapter (above) and Panel Mount Plug (below):**

To specify a complete ordering number, select appropriate suffix from the appropriate insert configuration table (see pages **H-36** through **H-41**) and replace "suffix."

If environmental cover is not required, replace "E" with "L" in catalog number.

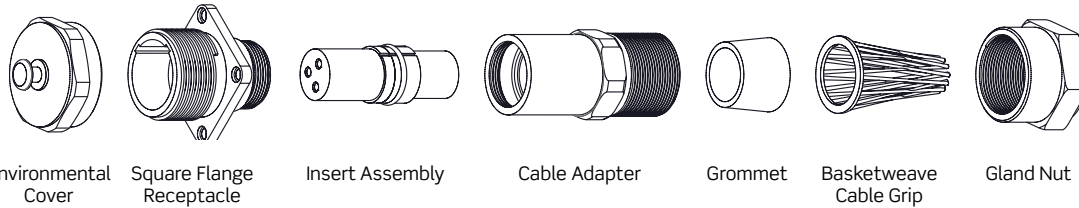
**Panel Mount Receptacle — LZ-REP Series**


Shell Size	Panel Mount Receptacle
	Cat. No.
12	LZ-REP-12-suffix
16	LZ-REP-16-suffix
20	LZ-REP-20-suffix
C20	LZ-REP-C20-suffix
24	LZ-REP-24-suffix
C24	LZ-REP-C24-suffix
28	LZ-REP-28-suffix
C28	LZ-REP-C28-suffix

## RHINO-HIDE® LZ SERIES MULTI-PIN CONNECTORS | Ordering Guide

### Ordering Guide — Receptacles

#### Square Flange Receptacle With Basketweave Cable Grip — LZ-REPK Series



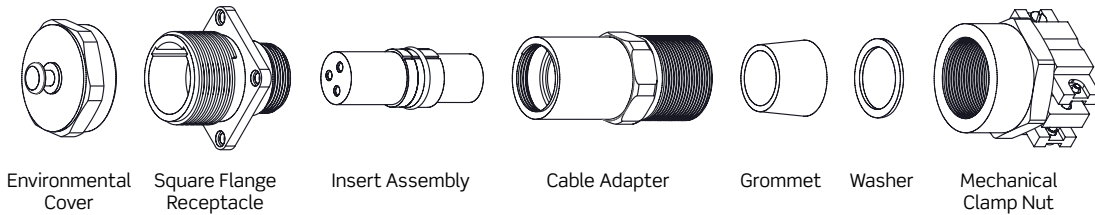
Environmental Cover    Square Flange Receptacle    Insert Assembly    Cable Adapter    Grommet    Basketweave Cable Grip    Gland Nut

To specify a complete ordering number, select the grommet code from table below and replace “xx”, then select appropriate suffix from the appropriate insert configuration table (see pages **H-36** through **H-41**) and replace “suffix.” If environmental cover is not required, replace “E” with “L” in catalog number.

Shell Size	Standard Cable Adapter	Long Cable Adapter
	Cat. No.	Cat. No.
12	LZ-REPK-12-suffix	LZ-REPKL-12-suffix
16	LZ-REPK-16-suffix	LZ-REPKL-16-suffix
20	LZ-REPK-20-suffix	LZ-REPKL-20-suffix
C20	LZ-REPK-C20-suffix	LZ-REPKL-C20-suffix
24	LZ-REPK-24-suffix	LZ-REPKL-24-suffix
C24	LZ-REPK-C24-suffix	LZ-REPKL-C24-suffix
28	LZ-REPK-28-suffix	LZ-REPKL-28-suffix
C28	LZ-REPK-C28-suffix	LZ-REPKL-C28-suffix

### Grommet Codes

Cable Diameter	Shell Size					Cable Diameter	Shell Size				
	12	16	20 & C20	24 & C24	28 & C28		12	16	20 & C20	24 & C24	28 & C28
.062 to .125	02	—	—	—	—	1.500 to 1.625	—	—	26	26	26
.125 to .250	04	—	—	—	—	1.625 to 1.750	—	—	28	28	28
.250 to .375	06	06	—	—	—	1.750 to 1.875	—	—	30	30	30
.375 to .500	08	08	—	—	—	1.875 to 1.937	—	—	31	—	—
.500 to .625	10	10	10	—	—	1.937 to 2.000	—	—	—	32	32
.625 to .750	12	12	12	—	—	2.000 to 2.125	—	—	—	34	34
.750 to .875	14	14	14	—	—	2.125 to 2.250	—	—	—	36	36
.875 to .937	15	—	—	—	—	2.250 to 2.375	—	—	—	38	38
.937 to 1.000	—	16	16	16	—	2.375 to 2.437	—	—	—	39	—
1.000 to 1.125	—	18	18	18	—	2.437 to 2.500	—	—	—	—	40
1.125 to 1.250	—	20	20	20	—	2.500 to 2.625	—	—	—	—	42
1.250 to 1.375	—	22	22	22	—	2.625 to 2.750	—	—	—	—	44
1.375 to 1.437	—	23	—	—	—	2.750 to 2.875	—	—	—	—	46
1.437 to 1.500	—	—	24	24	24						

**RHINO-HIDE® LZ SERIES MULTI-PIN CONNECTORS | Ordering Guide**
**Ordering Guide — Receptacles**
**Square Flange Receptacle With Mechanical Clamp Nut — LZ-REPM Series**


To specify a complete ordering number, select the grommet code from table below and replace “xx”, then select appropriate suffix from the appropriate insert configuration table (see pages **H-36** through **H-41**) and replace “suffix.” If environmental cover is not required, replace “E” with “L” in catalog number.

Shell Size	Standard Cable Adapter	Long Cable Adapter
	Cat. No.	Cat. No.
12	LZ-REPM-12-suffix	LZ-REPML-12-suffix
16	LZ-REPM-16-suffix	LZ-REPML-16-suffix
20	LZ-REPM-20-suffix	LZ-REPML-20-suffix
C20	LZ-REPM-C20-suffix	LZ-REPML-C20-suffix
24	LZ-REPM-24-suffix	LZ-REPML-24-suffix
C24	LZ-REPM-C24-suffix	LZ-REPML-C24-suffix
28	LZ-REPM-28-suffix	LZ-REPML-28-suffix
C28	LZ-REPM-C28-suffix	LZ-REPML-C28-suffix

**Grommet Codes**

Cable Diameter	Shell Size					Cable Diameter	Shell Size				
	12	16	20 & C20	24 & C24	28 & C28		12	16	20 & C20	24 & C24	28 & C28
.062 to .125	02	—	—	—	—	1.500 to 1.625	—	—	26	26	26
.125 to .250	04	—	—	—	—	1.625 to 1.750	—	—	28	28	28
.250 to .375	06	06	—	—	—	1.750 to 1.875	—	—	30	30	30
.375 to .500	08	08	—	—	—	1.875 to 1.937	—	—	31	—	—
.500 to .625	10	10	10	—	—	1.937 to 2.000	—	—	—	32	32
.625 to .750	12	12	12	—	—	2.000 to 2.125	—	—	—	34	34
.750 to .875	14	14	14	—	—	2.125 to 2.250	—	—	—	36	36
.875 to .937	15	—	—	—	—	2.250 to 2.375	—	—	—	38	38
.937 to 1.000	—	16	16	16	—	2.375 to 2.437	—	—	—	39	—
1.000 to 1.125	—	18	18	18	—	2.437 to 2.500	—	—	—	—	40
1.125 to 1.250	—	20	20	20	—	2.500 to 2.625	—	—	—	—	42
1.250 to 1.375	—	22	22	22	—	2.625 to 2.750	—	—	—	—	44
1.375 to 1.437	—	23	—	—	—	2.750 to 2.875	—	—	—	—	46
1.437 to 1.500	—	—	24	24	24						

## RHINO-HIDE® LZ SERIES MULTI-PIN CONNECTORS | Technical Specifications

### Technical Specifications

#### Electrical Service Ratings

**Service Voltage Rating:** voltage allowable through the contacts - a function of the dielectric separation between adjacent contacts and between contacts and shell.

Electrical Service Voltage	Military Ratings MIL-C-5015 Specifications Non-Circuit Breaking		National Electrical Code (NEC) Ratings		Minimum Creepage Distance*	Minimum Clearance Distance**
	DC (V)	AC (V)	Non-Circuit Breaking DC (V)	Circuit Breaking AC (V)	Inches	Inches
Instrument	250	200	—	—	1/16	—
A	700	500	250	240	1/8	1/16
D	1250	900	600	600	3/16	1/8
E	1750	1250	600	600	1/4	3/16
B	2450	1750	600	600	5/16	1/4
C	4200	3000	600	600	1	5/16

\***Creepage Distance:** The shortest path between two conductive parts (or between a conductive part and the bounding surface of the equipment) measured along the surface of the insulation. A proper and adequate creepage distance protects against tracking (a process that produces a partially conducting path of localized deterioration on the surface of an insulating material).

\*\***Clearance Distance:** The shortest distance between two conductive parts (or between a conductive part and the bounding surface of the equipment) measured through air. Clearance distance helps prevent dielectric breakdown between electrodes caused by the ionization of air.

**Ampacity Rating:** the amount of current an individual contact may carry — the total current carrying capacity is a function of contact design and ability of the insulation to withstand the associated temperature rise caused by increase in current.

NOTE: Ampacity ratings are subject to derating based on regulations within the National Electrical Code, including Articles 240.4 and 310.10.

\*\*\***MS:** Ampere rating based on Military Specification MIL-C-39029, total current carrying capacity is a function of the insert temperature which is rated at 225°F (107°C) for continuous operation. The total operating temperature is the summation of heat dissipated by each contact and the ambient temperature.

\*\*\*\***NEC:** The non-interrupting current ratings, which are based on the temperature of the contacts being within the range specified by UL and wire sizes in accordance with the National Electrical Code.

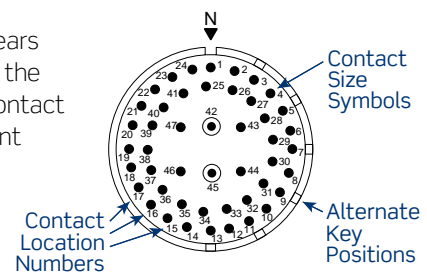
Contact Size (AWG)	Non-Circuit Breaking Ampere Rating	
	MS***	NEC****
#18	—	9
#16	13	16
#12	23	30
#10	33	40
#8	46	50

#### Insert Configuration Listing

The Insert Configuration listing is used primarily to identify various contact insert arrangements. For the engineer, it provides visual selection of the insert configuration needed to satisfy other requirements. For the end user, the list provides general information useful in the termination of plugs and receptacles. To aid the reader, the insert configurations are presented in order of the number of contacts in each insert.

The male insert illustration (and those on the following pages) is shown as it appears when viewed from the front. Contacts are shown by both physical position within the configuration and by contact number. The contact number corresponds to the contact position shown on the rear face of the insert illustrated as well as to both the front and rear faces of the mating insert. The symbol used to show contact location is indicative of contact size.

An explanation of contact symbols is presented on each page of the listing. Drawings are reduced from actual size of the insert configuration.



**Technical Specifications**

General Performance Specifications	Standard/Test Method
<b>Property</b>	<b>Color</b>
Temperature	-40 °F to 212 °F (-55 °C to 100 °C)
Humidity Resistance	MIL-DTL-5015/MIL-STD-1344 Method 1002, Type 1
Moisture Resistance	MIL-DTL-5015/MIL-STD-1344 Method 1002, Type II, Test Condition A
Liquid Ingress Protection	IPX8
Corrosion Resistance	Salt spray: 300 hours — No exposure of base metal
Chemical Resistance	Oil, most acids and alkalis
Solids Ingress Protection	IEC60529 IP6X
Shock Resistance	Mated connectors withstand a pulse of approximate half sine wave of 300g magnitude with duration of 3 milliseconds applied in 3 axes per EIA-364-27 Condition D
Vibration	MIL-STD-1344 Method 2005, Test Condition II
Contact Retention	EIA-364-29

**SPOTLIGHT**
**Rhino-Hide® LZ Series Multi-Pin Connectors**

Rhino-Hide® LZ Series Multi-Pin Connectors are heavy duty, environmentally sealed plugs and receptacles for use in a wide range of Industrial applications, such as oil & gas exploration and production, petrochemical, geophysical, process control systems and instrumentation systems. Visit [www.leviton.com/rhinohide](http://www.leviton.com/rhinohide) for more information.



## RHINO-HIDE® LZ SERIES MULTI-PIN CONNECTORS | Insert Configurations

### Insert Configurations

#### Key

#### Grounding Contact Termination Symbol

Crimp

#### Contact Symbols

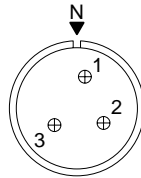
Wire Size AWG	18	16	12	10

### 3 Contacts

#### 327

Front Face of Pin Insert Shown

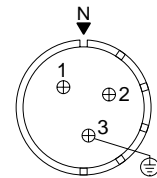
Number of Contacts	3
Wire Size (AWG)	12
Service Voltage Rating	D41
Shell Size	12
Contact Termination	Crimp
Suffix — Pin Contacts	327-PN
Suffix — Socket Contacts	327-SN



#### 330

Front Face of Pin Insert Shown

Number of Contacts	3
Wire Size (AWG)	12
Service Voltage Rating	D
Shell Size	12
Contact Termination	Crimp
Suffix — Pin Contacts	330-PN
Suffix — Socket Contacts	330-SN

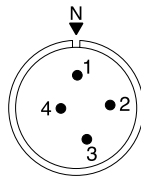


### 4 Contacts

#### 333

Front Face of Pin Insert Shown

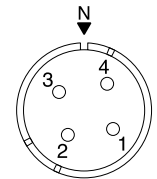
Number of Contacts	4
Wire Size (AWG)	14
Service Voltage Rating	D
Shell Size	12
Contact Termination	Crimp
Suffix — Pin Contacts	333-PN
Suffix — Socket Contacts	333-SN



#### 314

Front Face of Pin Insert Shown

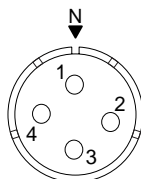
Number of Contacts	4
Wire Size (AWG)	10
Service Voltage Rating	D
Shell Size	12
Contact Termination	Crimp
Suffix — Pin Contacts	314-PN
Suffix — Socket Contacts	314-SN



#### 316

Front Face of Pin Insert Shown

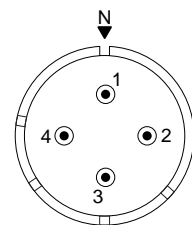
Number of Contacts	4
Wire Size (AWG)	14
Service Voltage Rating	D
Shell Size	12
Contact Termination	Crimp
Suffix — Pin Contacts	316-PN
Suffix — Socket Contacts	316-SN



#### 328

Front Face of Pin Insert Shown

Number of Contacts	4
Wire Size (AWG)	8
Service Voltage Rating	D
Shell Size	16
Contact Termination	Crimp
Suffix — Pin Contacts	328-PN
Suffix — Socket Contacts	328-SN

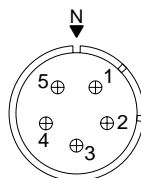


### 5 Contacts

#### 324

Front Face of Pin Insert Shown

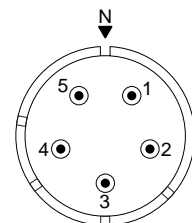
Number of Contacts	5
Wire Size (AWG)	12
Service Voltage Rating	D
Shell Size	12
Contact Termination	Crimp
Suffix — Pin Contacts	324-PN
Suffix — Socket Contacts	324-SN



#### 316

Front Face of Pin Insert Shown

Number of Contacts	5
Wire Size (AWG)	8
Service Voltage Rating	D
Shell Size	16
Contact Termination	Crimp
Suffix — Pin Contacts	316-PN
Suffix — Socket Contacts	316-SN



H Watertight Devices

## RHINO-HIDE® LZ SERIES MULTI-PIN CONNECTORS | Insert Configurations

### Insert Configurations

<b>Key</b>	<b>Grounding Contact Termination Symbol</b>	<b>Contact Symbols</b>					
	Crimp	Wire Size AWG	○	●	⊕	○	⊙
			18	16	12	10	8

### 7 Contacts

**348** Front Face of Pin Insert Shown

Number of Contacts	7
Wire Size (AWG)	16
Service Voltage Rating	A
Shell Size	12
Contact Termination	Crimp
Suffix — Pin Contacts	348-PN
Suffix — Socket Contacts	348-SN

**310** Front Face of Pin Insert Shown

Number of Contacts	7
Wire Size (AWG)	12
Service Voltage Rating	A
Shell Size	12
Contact Termination	Crimp
Suffix — Pin Contacts	310-PN
Suffix — Socket Contacts	310-SN

**354** Front Face of Pin Insert Shown

Number of Contacts	7
Wire Size (AWG)	12
Service Voltage Rating	A
Shell Size	12
Contact Termination	Crimp
Suffix — Pin Contacts	354-PN
Suffix — Socket Contacts	354-SN

**378** Front Face of Pin Insert Shown

Number of Contacts	7
Wire Size (AWG)	12
Service Voltage Rating	D
Shell Size	16
Contact Termination	Crimp
Suffix — Pin Contacts	378-PN
Suffix — Socket Contacts	378-SN

**359** Front Face of Pin Insert Shown

Number of Contacts	7
Wire Size (AWG)	8
Service Voltage Rating	E
Shell Size	20
Contact Termination	Crimp
Suffix — Pin Contacts	359-PN
Suffix — Socket Contacts	359-SN

### 10 Contacts

**355** Front Face of Pin Insert Shown

Number of Contacts	10
Wire Size (AWG)	16
Service Voltage Rating	A
Shell Size	12
Contact Termination	Crimp
Suffix — Pin Contacts	355-PN
Suffix — Socket Contacts	355-SN

**334** Front Face of Pin Insert Shown

Number of Contacts	10
Wire Size (AWG)	16
Service Voltage Rating	A
Shell Size	12
Contact Termination	Crimp
Suffix — Pin Contacts	334-PN
Suffix — Socket Contacts	334-SN

## RHINO-HIDE® LZ SERIES MULTI-PIN CONNECTORS | Insert Configurations

### Insert Configurations

#### Key

##### Grounding Contact Termination Symbol

Crimp

##### Contact Symbols

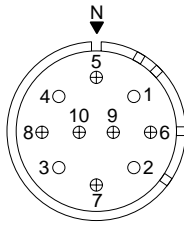
Wire Size AWG	18	16	12	10	8

#### 10 Contacts

##### 381

Front Face of Pin Insert Shown

Number of Contacts	4	6
Wire Size (AWG)	10	12
Service Voltage Rating	D	D
Shell Size		16
Contact Termination		Crimp
Suffix — Pin Contacts		381-PN
Suffix — Socket Contacts		381-SN

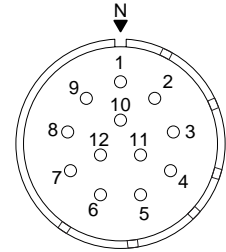


#### 12 Contacts

##### 375

Front Face of Pin Insert Shown

Number of Contacts	12
Wire Size (AWG)	10
Service Voltage Rating	D
Shell Size	20
Contact Termination	Crimp
Suffix — Pin Contacts	375-PN
Suffix — Socket Contacts	375-SN

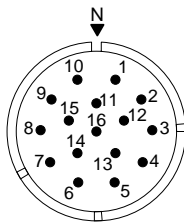


#### 16 Contacts

##### 325

Front Face of Pin Insert Shown

Number of Contacts	16
Wire Size (AWG)	16
Service Voltage Rating	D
Shell Size	16
Contact Termination	Crimp
Suffix — Pin Contacts	325-PN
Suffix — Socket Contacts	325-SN

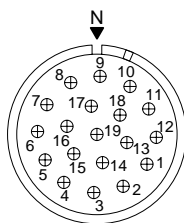


#### 19 Contacts

##### 377

Front Face of Pin Insert Shown

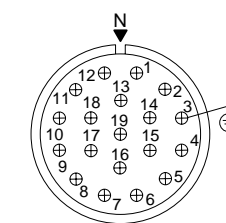
Number of Contacts	19
Wire Size (AWG)	12
Service Voltage Rating	A
Shell Size	16
Contact Termination	Crimp
Suffix — Pin Contacts	377-PN
Suffix — Socket Contacts	377-SN



##### 312

Front Face of Pin Insert Shown

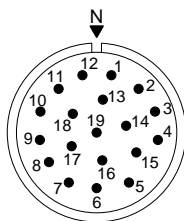
Number of Contacts	19
Wire Size (AWG)	12
Service Voltage Rating	A
Shell Size	16
Contact Termination	Crimp
Suffix — Pin Contacts	312-PN
Suffix — Socket Contacts	312-SN



##### 355

Front Face of Pin Insert Shown

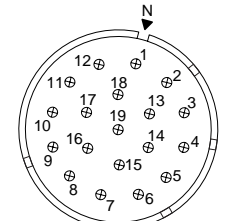
Number of Contacts	19
Wire Size (AWG)	16
Service Voltage Rating	A
Shell Size	16
Contact Termination	Crimp
Suffix — Pin Contacts	355-PN
Suffix — Socket Contacts	355-SN



##### 376

Front Face of Pin Insert Shown

Number of Contacts	19
Wire Size (AWG)	12
Service Voltage Rating	D
Shell Size	20
Contact Termination	Crimp
Suffix — Pin Contacts	376-PN
Suffix — Socket Contacts	376-SN



Watertight Devices



## RHINO-HIDE® LZ SERIES MULTI-PIN CONNECTORS | Insert Configurations

### Insert Configurations

<b>Key</b>	<b>Grounding Contact Termination Symbol</b>	<b>Contact Symbols</b>				
	Crimp					
		<b>Wire Size AWG</b>				
		18	16	12	10	8

### 20 Contacts

**332** Front Face of Pin Insert Shown

Number of Contacts	20
Wire Size (AWG)	12
Service Voltage Rating	B Center A Outer
Shell Size	20
Contact Termination	Crimp
Suffix — Pin Contacts	332-PN
Suffix — Socket Contacts	332-SN

**387** Front Face of Pin Insert Shown

Number of Contacts	20
Wire Size (AWG)	12
Service Voltage Rating	B Center A Outer
Shell Size	20
Contact Termination	Crimp
Suffix — Pin Contacts	387-PN
Suffix — Socket Contacts	387-SN

**334** Front Face of Pin Insert Shown

Number of Contacts	4	16
Wire Size (AWG)	8	16
Service Voltage Rating	D	D
Shell Size	20	
Contact Termination	Crimp	
Suffix — Pin Contacts	334-PN	
Suffix — Socket Contacts	334-SN	

### 22 Contacts

**331** Front Face of Pin Insert Shown

Number of Contacts	2	20
Wire Size (AWG)	8	16
Service Voltage Rating	E	D
Shell Size	20	
Contact Termination	Crimp	
Suffix — Pin Contacts	331-PN	
Suffix — Socket Contacts	331-SN	

### 27 Contacts

**335** Front Face of Pin Insert Shown

Number of Contacts	3	24
Wire Size (AWG)	12	16
Service Voltage Rating	A	A
Shell Size	16	
Contact Termination	Crimp	
Suffix — Pin Contacts	335-PN	
Suffix — Socket Contacts	335-SN	

**SPOTLIGHT**  
**Rhino-Hide® LZ Series Multi-Pin Connectors**

*Rhino-Hide® LZ Series Multi-Pin Connectors are heavy duty, environmentally sealed plugs and receptacles for use in a wide range of Industrial applications, such as oil & gas exploration and production, petrochemical, geophysical, process control systems and instrumentation systems. Visit [www.leviton.com/rhinohide](http://www.leviton.com/rhinohide) for more information.*

## RHINO-HIDE® LZ SERIES MULTI-PIN CONNECTORS | Insert Configurations

### Insert Configurations

#### Key

Grounding Contact Termination Symbol

Crimp

Contact Symbols



Wire Size AWG

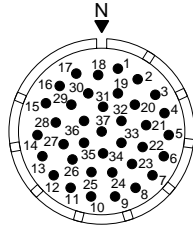
18 | 16 | 12 | 10 | 8

#### 37 Contacts

##### 321

Front Face of Pin Insert Shown

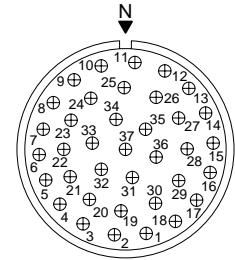
Number of Contacts	37
Wire Size (AWG)	16
Service Voltage Rating	A
Shell Size	16
Contact Termination	Crimp
Suffix — Pin Contacts	321-PN
Suffix — Socket Contacts	321-SN



##### 386

Front Face of Pin Insert Shown

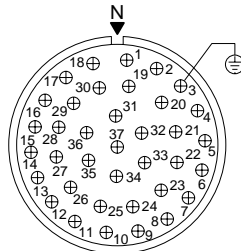
Number of Contacts	37
Wire Size (AWG)	12
Service Voltage Rating	A
Shell Size	20
Contact Termination	Crimp
Suffix — Pin Contacts	386-PN
Suffix — Socket Contacts	386-SN



##### 350

Front Face of Pin Insert Shown

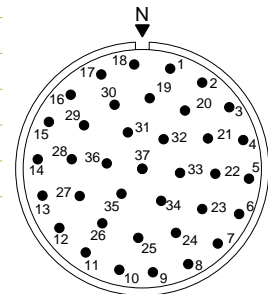
Number of Contacts	37
Wire Size (AWG)	12
Service Voltage Rating	A
Shell Size	20
Contact Termination	Crimp
Suffix — Pin Contacts	350-PN
Suffix — Socket Contacts	350-SN



##### 371

Front Face of Pin Insert Shown

Number of Contacts	37
Wire Size (AWG)	16
Service Voltage Rating	D
Shell Size	24
Contact Termination	Crimp
Suffix — Pin Contacts	371-PN
Suffix — Socket Contacts	371-SN

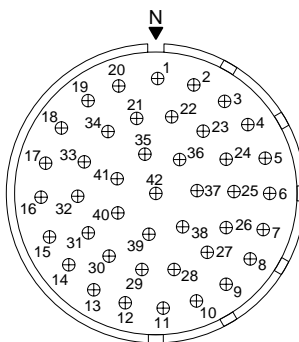


#### 42 Contacts

##### 339

Front Face of Pin Insert Shown

Number of Contacts	42
Wire Size (AWG)	12
Service Voltage Rating	D
Shell Size	28
Contact Termination	Crimp
Suffix — Pin Contacts	339-PN
Suffix — Socket Contacts	339-SN

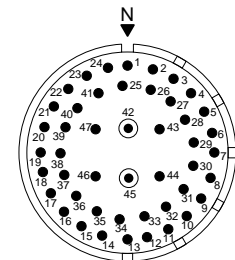


#### 47 Contacts

##### 354

Front Face of Pin Insert Shown

Number of Contacts	2	45
Wire Size (AWG)	8	16
Service Voltage Rating	D	A
Shell Size	20	
Contact Termination	Crimp	
Suffix — Pin Contacts		354-PN
Suffix — Socket Contacts		354-SN



## RHINO-HIDE® LZ SERIES MULTI-PIN CONNECTORS | Insert Configurations

### Insert Configurations

<b>Key</b>	<b>Grounding Contact Termination Symbol</b>	<b>Contact Symbols</b>				
	Crimp	○	●	⊕	○	⊙
		<b>Wire Size AWG</b>				
		18	16	12	10	8

### 58 Contacts

**384** Front Face of Pin Insert Shown

Number of Contacts	58
Wire Size (AWG)	12
Service Voltage Rating	A
Shell Size	24
Contact Termination	Crimp
Suffix — Pin Contacts	384-PN
Suffix — Socket Contacts	384-SN

**352** Front Face of Pin Insert Shown

Number of Contacts	58
Wire Size (AWG)	12
Service Voltage Rating	A
Shell Size	24
Contact Termination	Crimp
Suffix — Pin Contacts	352-PN
Suffix — Socket Contacts	352-SN

### 61 Contacts

**333** Front Face of Pin Insert Shown

Number of Contacts	61
Wire Size (AWG)	18
Service Voltage Rating	Inst.
Shell Size	16
Contact Termination	Crimp
Suffix — Pin Contacts	333-PN
Suffix — Socket Contacts	333-SN

### 64 Contacts

**329** Front Face of Pin Insert Shown

Number of Contacts	2	62
Wire Size (AWG)	10	16
Service Voltage Rating	A	A
Shell Size	20	
Contact Termination	Crimp	
Suffix — Pin Contacts	329-PN	
Suffix — Socket Contacts	329-SN	

### 68 Contacts

**313** Front Face of Pin Insert Shown

Number of Contacts	68
Wire Size (AWG)	16
Service Voltage Rating	A
Shell Size	20
Contact Termination	Crimp
Suffix — Pin Contacts	313-PN
Suffix — Socket Contacts	313-SN

### Plug Dimensions

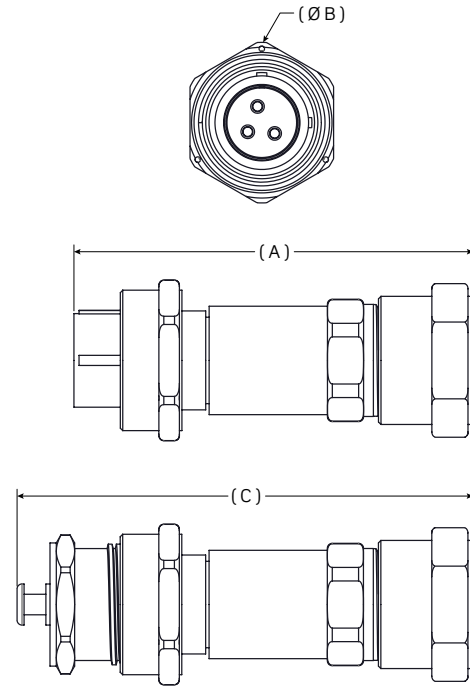
#### Straight Plug with Compression Nut — LZ-PED Series

##### With Standard Cable Adapter

Shell Size	A (in)	B (in)	C (in)
12	5.37	1.95	5.97
16	5.62	2.48	5.22
20	6.12	3.00	6.72
C20	6.12	3.00	7.22
24	6.62	3.50	7.22
C24	7.12	3.50	7.72
28	7.12	4.22	7.72
C28	7.62	4.22	8.22

##### With Long Cable Adapter

Shell Size	A (in)	B (in)	C (in)
12	7.62	1.95	8.22
16	7.87	2.48	8.47
20	8.37	3.00	8.97
C20	8.87	3.00	9.47
24	8.87	3.50	9.47
C24	9.37	3.50	9.97
28	9.12	4.22	9.72
C28	9.62	4.22	10.22



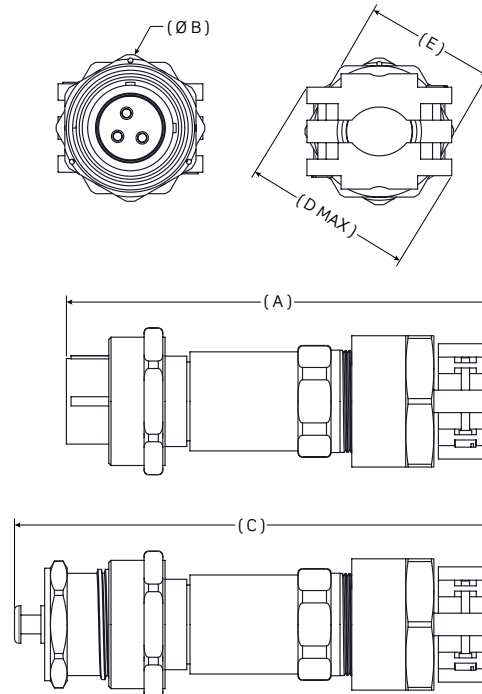
#### Straight Plug with Mechanical Clamp Nut — LZ-PEM Series

##### With Standard Cable Adapter

Shell Size	A (in)	B (in)	C (in)	D (in)	E (in)
12	6.12	1.95	6.72	2.37	1.75
16	6.44	2.48	7.03	3.00	2.25
20	7.00	3.00	7.59	3.75	2.75
C20	7.50	3.00	8.09	3.75	2.75
24	7.56	3.50	8.16	4.50	3.25
C24	8.06	3.50	8.66	4.50	3.25
28	8.12	4.22	8.72	5.12	3.75
C28	8.62	4.22	9.22	5.12	3.75

##### With Long Cable Adapter

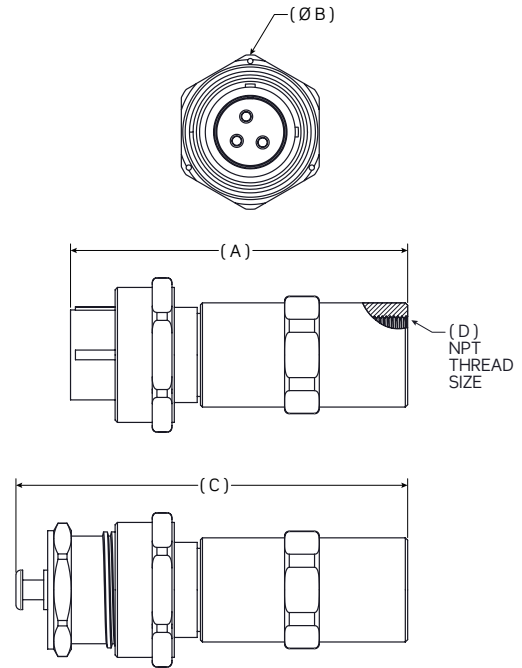
Shell Size	A (in)	B (in)	C (in)	D (in)	E (in)
12	8.37	1.95	8.97	2.37	1.75
16	8.69	2.48	9.28	3.00	2.25
20	9.25	3.00	9.84	3.75	2.75
C20	9.75	3.00	10.34	3.75	2.75
24	9.81	3.50	10.41	4.50	3.25
C24	10.31	3.50	10.91	4.50	3.25
28	10.12	4.22	10.72	5.12	3.75
C28	10.62	4.22	11.22	5.12	3.75



H  
Watertight Devices

**Plug Dimensions**
**Straight Plug with Conduit Adapter — LZ-PET Series**

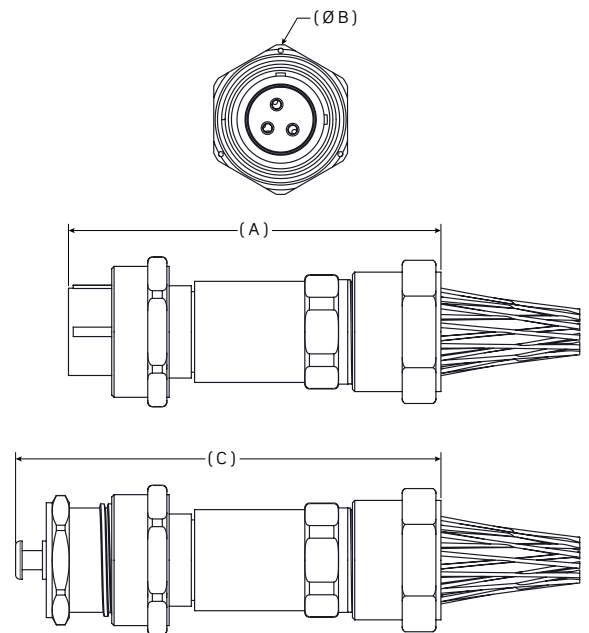
Shell Size	A (in)	B (in)	C (in)	D (in)	
				Pipe Size	TPI
12	4.25	1.95	4.84	¾	14
16	4.37	2.48	4.97	1 ¼	11.5
20	4.50	3.00	5.09	1 ½	11.5
C20	5.00	3.00	5.59	1 ½	11.5
24	4.62	3.50	5.22	2	11.5
C24	5.12	3.50	5.72	2	11.5
28	5.09	4.22	5.69	2 ½	8
C28	5.59	4.22	6.19	2 ½	8


**Straight Plug with Basketweave Cable Grip — LZ-PEK Series**
**With Standard Cable Adapter**

Shell Size	A (in)	B (in)	C (in)
12	5.37	1.95	5.97
16	5.62	2.48	5.22
20	6.12	3.00	6.72
C20	6.12	3.00	7.22
24	6.62	3.50	7.22
C24	7.12	3.50	7.72
28	7.12	4.22	7.72
C28	7.62	4.22	8.22

**With Long Cable Adapter**

Shell Size	A (in)	B (in)	C (in)
12	7.62	1.95	8.22
16	7.87	2.48	8.47
20	8.37	3.00	8.97
C20	8.87	3.00	9.47
24	8.87	3.50	9.47
C24	9.37	3.50	9.97
28	9.12	4.22	9.72
C28	9.62	4.22	10.22



### Receptacle Dimensions

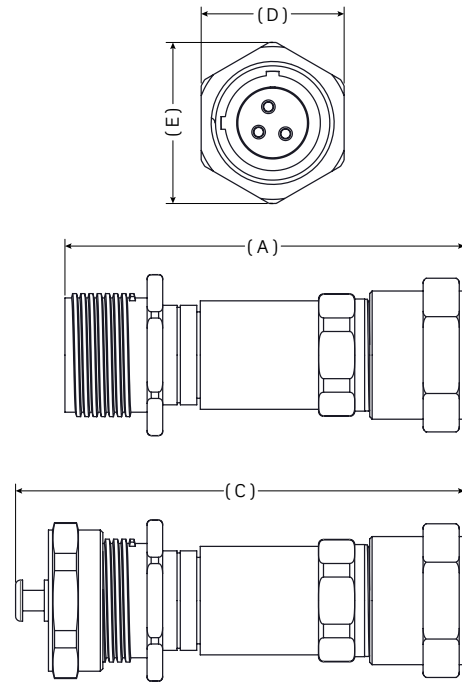
#### Inline Receptacle with Compression Nut — LZ-RED Series

##### With Standard Cable Adapter

Shell Size	A (in)	C (in)	D (in)	E (in)
12	5.37	6.00	1.75	1.95
16	5.62	6.25	2.25	2.48
20	6.12	6.75	2.75	3.03
C20	6.12	7.25	2.75	3.03
24	6.62	7.25	3.25	3.56
C24	7.12	7.75	3.25	3.56
28	7.12	7.75	3.75	4.06
C28	7.62	8.25	3.75	4.06

##### With Long Cable Adapter

Shell Size	A (in)	C (in)	D (in)	E (in)
12	7.62	8.25	1.75	1.95
16	7.87	8.50	2.25	2.48
20	8.37	9.00	2.75	3.03
C20	8.87	9.50	2.75	3.03
24	8.87	9.50	3.25	3.56
C24	9.37	10.00	3.25	3.56
28	9.12	9.75	3.75	4.06
C28	9.62	10.25	3.75	4.06



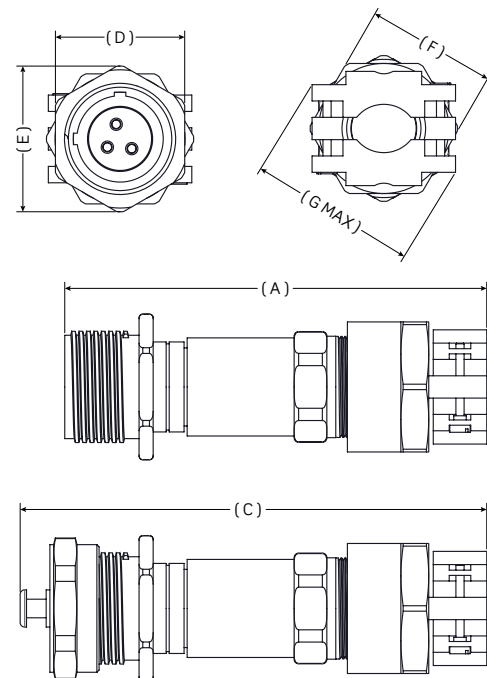
#### Inline Receptacle with Mechanical Clamp Nut — LZ-REM Series

##### With Standard Cable Adapter

Shell Size	A (in)	C (in)	D (in)	E (in)	F (in)	G (in)
12	6.12	6.75	1.75	1.95	1.75	2.37
16	6.44	7.06	2.25	2.48	2.25	3.00
20	7.00	7.62	2.75	3.03	2.75	3.75
C20	7.50	8.12	2.75	3.03	2.75	3.75
24	7.56	8.19	3.25	3.56	3.25	4.50
C24	8.06	8.69	3.25	3.56	3.25	4.50
28	8.12	8.75	3.75	4.06	3.75	5.12
C28	8.62	9.25	3.75	4.06	3.75	5.12

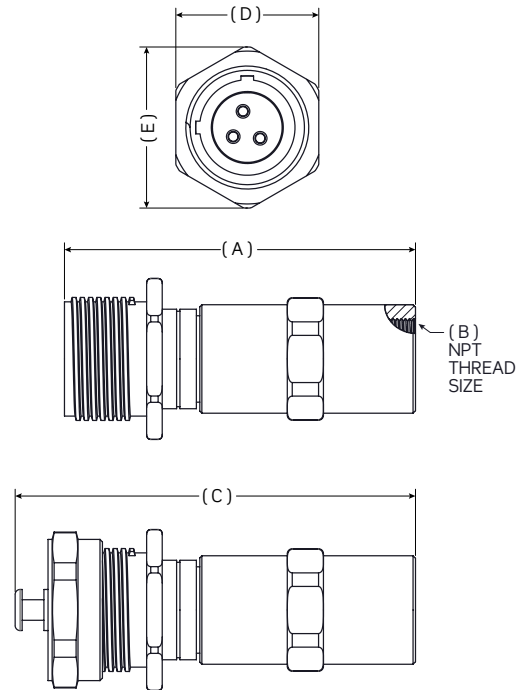
##### With Long Cable Adapter

Shell Size	A (in)	C (in)	D (in)	E (in)	F (in)	G (in)
12	8.37	9.00	1.75	1.95	1.75	2.37
16	8.69	9.31	2.25	2.48	2.25	3.00
20	9.25	9.87	2.75	3.03	2.75	3.75
C20	9.75	10.37	2.75	3.03	2.75	3.75
24	9.81	10.44	3.25	3.56	3.25	4.50
C24	10.31	10.94	3.25	3.56	3.25	4.50
28	10.12	10.75	3.75	4.06	3.75	5.12
C28	10.62	11.25	3.75	4.06	3.75	5.12



**Receptacle Dimensions**
**Inline Receptacle with Conduit Adapter — LZ-RET Series**

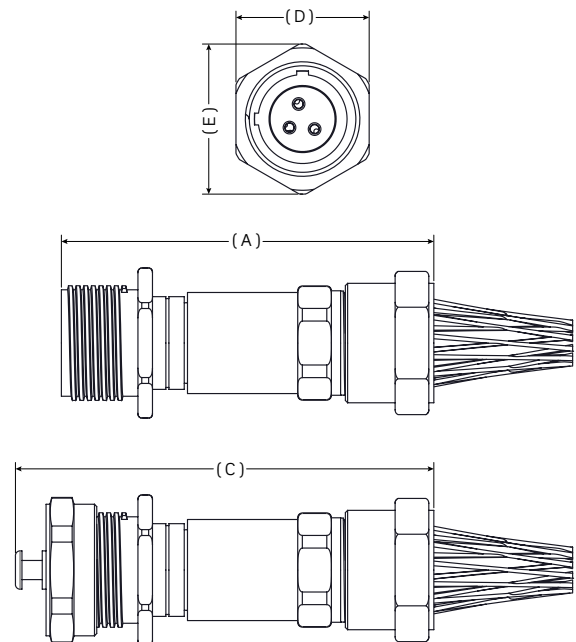
Shell Size	A (in)	B (in)		C (in)	D (in)	E (in)
		Pipe Size	TPI			
12	4.25	¾	14	4.87	1.75	1.95
16	4.37	1 ¼	11.5	5.00	2.25	2.48
20	4.50	1 ½	11.5	5.12	2.75	3.03
C20	5.00	1 ½	11.5	5.62	2.75	3.03
24	4.62	2	11.5	5.25	3.25	3.56
C24	5.12	2	11.5	5.75	3.25	3.56
28	5.09	2 ½	8	5.72	3.75	4.06
C28	5.59	2 ½	8	6.22	3.75	4.06


**Inline Receptacle with Basketweave Cable Grip — LZ-REK Series**
**With Standard Cable Adapter**

Shell Size	A (in)	C (in)	D (in)	E (in)
12	5.37	6.00	1.75	1.95
16	5.62	6.25	2.25	2.48
20	6.12	6.75	2.75	3.03
C20	6.62	7.25	2.75	3.03
24	6.62	7.25	3.25	3.56
C24	7.12	7.75	3.25	3.56
28	7.12	7.75	3.75	4.06
C28	7.62	8.25	3.75	4.06

**With Long Cable Adapter**

Shell Size	A (in)	C (in)	D (in)	E (in)
12	7.62	8.25	1.75	1.95
16	7.87	8.50	2.25	2.48
20	8.37	9.00	2.75	3.03
C20	8.87	9.50	2.75	3.03
24	8.87	9.50	3.25	3.56
C24	9.37	10.00	3.25	3.56
28	9.12	9.75	3.75	4.06
C28	9.62	10.25	3.75	4.06

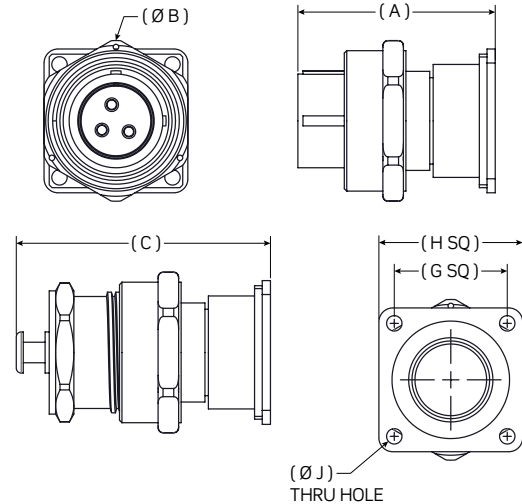


## RHINO-HIDE® LZ SERIES MULTI-PIN CONNECTORS | Dimensions

### Plug Dimensions

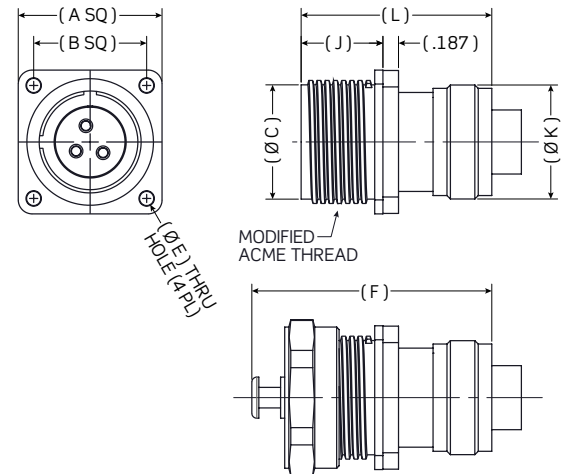
#### Panel Mount Plug — LZ-PEP Series

Shell Size	A (in)	B (in)	C (in)	G (in)	H (in)	J (in)
12	2.37	1.95	2.97	1.37	1.62	.19
16	2.41	2.48	3.00	1.69	2.12	.22
20	2.44	3.00	3.03	2.09	2.62	.28
C20	2.94	3.00	3.53	2.09	2.62	.28
24	2.94	3.50	3.06	2.53	3.12	.34
C24	2.97	3.50	3.31	2.53	3.12	.34
28	2.47	4.22	3.06	3.03	3.75	.34
C28	2.97	4.22	3.56	3.03	3.75	.34



#### Panel Mount Receptacle — LZ-REP Series

Shell Size	A (in)	B (in)	C (in)	E (in)	F (in)	J (in)	K (in)	L (in)
12	1.75	1.37	1.50	.17	2.94	1.00	1.34	2.33
16	2.25	1.69	2.00	.20	2.94	1.00	1.84	2.33
20	2.75	2.09	2.50	.22	2.94	1.00	2.34	2.33
C20	2.75	2.09	2.50	.22	3.44	1.50	2.34	2.83
24	3.25	2.53	3.00	.28	2.94	1.00	2.84	2.33
C24	3.25	2.53	3.00	.28	3.44	1.50	2.84	2.83
28	3.75	3.03	3.50	.34	2.94	1.00	3.34	2.33
C28	3.75	3.03	3.50	.34	3.44	1.50	3.34	2.83



### SPOTLIGHT

#### Rhino-Hide® LZ Series Multi-Pin Connectors

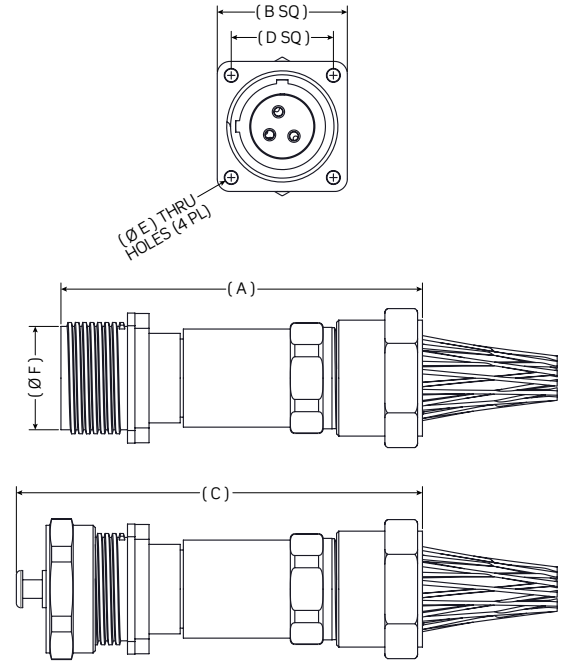
Rhino-Hide® LZ Series Multi-Pin Connectors are heavy duty, environmentally sealed plugs and receptacles for use in a wide range of Industrial applications, such as oil & gas exploration and production, petrochemical, geophysical, process control systems and instrumentation systems. Visit [www.leviton.com/rhinohide](http://www.leviton.com/rhinohide) for more information.



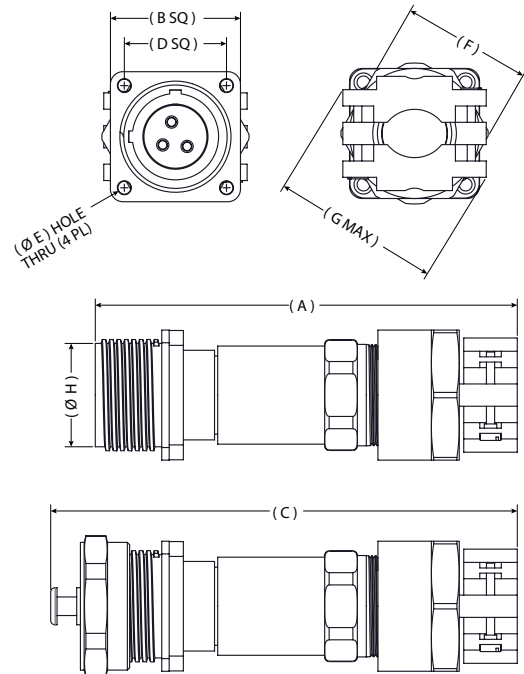


**Receptacle Dimensions**
**Square Flange Receptacle With Basketweave Cable Grip — LZ-REPK Series**

With Standard Cable Adapter						
Shell Size	A (in)	B (in)	C (in)	D (in)	E (in)	F (in)
12	5.37	1.75	6.00	1.37	.17	1.50
16	5.62	2.25	6.25	1.69	.20	2.00
20	6.12	2.75	6.75	2.97	.22	2.50
C20	6.62	2.75	7.25	2.97	.22	2.50
24	6.62	3.25	7.25	2.53	.28	3.00
C24	7.12	3.25	7.75	2.53	.28	3.00
28	7.12	3.75	7.75	3.03	.34	3.50
C28	7.62	3.75	8.75	3.03	.34	3.50
With Long Cable Adapter						
Shell Size	A (in)	B (in)	C (in)	D (in)	E (in)	F (in)
12	7.62	1.75	8.25	1.37	.17	1.50
16	7.87	2.25	8.50	1.69	.20	2.00
20	8.37	2.75	9.00	2.97	.22	2.50
C20	8.87	2.75	9.50	2.97	.22	2.50
24	8.87	3.25	9.50	2.53	.28	3.00
C24	9.37	3.25	10.00	2.53	.28	3.00
28	9.12	3.75	9.75	3.03	.34	3.50
C28	9.62	3.75	10.25	3.03	.34	3.50


**Square Flange Receptacle With Mechanical Clamp Nut — LZ-REPM Series**

With Standard Cable Adapter								
Shell Size	A (in)	B (in)	C (in)	D (in)	E (in)	F (in)	G (in)	H (in)
12	6.12	1.75	6.75	1.37	.17	1.75	2.37	1.50
16	6.44	2.25	7.06	1.69	.20	2.25	3.00	2.00
20	7.00	2.75	7.62	2.97	.22	2.75	3.75	2.50
C20	7.50	2.75	8.12	2.97	.22	2.75	3.75	2.50
24	7.56	3.25	8.19	2.53	.28	3.25	4.50	3.00
C24	8.06	3.25	8.69	2.53	.28	3.25	4.50	3.00
28	8.12	3.75	8.75	3.03	.34	3.75	5.12	3.50
C28	8.62	3.75	9.25	3.03	.34	3.75	5.12	3.50
With Long Cable Adapter								
Shell Size	A (in)	B (in)	C (in)	D (in)	E (in)	F (in)	G (in)	H (in)
12	8.37	1.75	9.00	1.37	.17	1.75	2.37	1.50
16	8.69	2.25	9.31	1.69	.20	2.25	3.00	2.00
20	9.25	2.75	9.87	2.97	.22	2.75	3.75	2.50
C20	9.75	2.75	10.37	2.97	.22	2.75	3.75	2.50
24	9.81	3.25	10.44	2.53	.28	3.25	4.50	3.00
C24	10.31	3.25	10.69	2.53	.28	3.25	4.50	3.00
28	10.12	3.75	10.75	3.03	.34	3.75	5.12	3.50
C28	10.62	3.75	11.25	3.03	.34	3.75	5.12	3.50



## RHINO-HIDE® LZ SERIES MULTI-PIN CONNECTORS | Ordering Form

### Multi-Pin Industrial Connectors Request for Quote

To obtain a price and availability quote for Rhino-Hide® LZ Series Multi-Pin Connectors, submit an online request at [www.leviton.com/rhinompqr](http://www.leviton.com/rhinompqr), or complete the form below and e-mail to [rhinohideCS@leviton.com](mailto:rhinohideCS@leviton.com), fax to 1-800-832-9536, or submit to your local Leviton sales representative.

### Multi-Pin Industrial Connectors: Constructing Your Catalog Number

Field 1	Field 2	Field 3	Field 4	Field 5	Field 6	Field 7	Field 8	Field 9	Field 10
---------	---------	---------	---------	---------	---------	---------	---------	---------	----------

**LZ** -      -   -   -

Field Description	Options Available
Field 1 <b>Device Type</b>	<b>P</b> = Plug <b>R</b> = Receptacle
Field 2 <b>Cover</b>	<b>E</b> = Environmental Cover <b>L</b> = No Cover
Field 3 <b>Cable Hardware</b>	<b>K</b> = Basketweave <b>D</b> = Gland Nut <b>P</b> = Panel Mount <b>PK</b> = Square Flange w/Basketweave <b>M</b> = Mechanical Clamp Nut <b>T</b> = Conduit Apapter <b>PM</b> = Square Flange w/Mechanical Clamp Nut
Field 4 <b>Adapter</b>	<b>BLANK</b> = Standard Cable Adapter <b>L</b> = Long Cable Adapter (use if insert assembly has more than ten contacts [any size], any pressure contact, or more than four #10 contacts)
Field 5 <b>Coupling Nut</b>	<b>BLANK</b> = Standard Coupling Nut <b>J</b> = Jack Coupling Nut (for inserts with 37 or more contacts)
Field 6 <b>Grommet Code</b> (for Cable Mounted Devices)	Table Lookup: 2 Digit Code; Refer to pages <b>H-24</b> to <b>H-33</b>
<b>Conduit Size Code</b> (for Conduit Mounted Devices)	2 4 5 6 7
<b>Panel Mount Devices</b>	BLANK
Field 7 <b>Shell Size</b>	12, 16, 20, C20, 24, C24, 28, C28
Field 8 <b>Insert Pattern Code</b>	Table Lookup: 2 or 3 Digit Code; Refer to pages <b>H-36</b> to <b>H-41</b> for diagrams and descriptions
Field 9 <b>Contact Type</b>	<b>P</b> = Pin (Male) <b>S</b> = Socket (Female)
Field 10 <b>Contact Termination</b>	<b>N</b> = Crimp Contact

### SPOTLIGHT

#### Rhino-Hide® LZ Series Multi-Pin Connectors

Rhino-Hide® LZ Series Multi-Pin Connectors are heavy duty, environmentally sealed plugs and receptacles for use in a wide range of Industrial applications, such as oil & gas exploration and production, petrochemical, geophysical, process control systems and instrumentation systems. Visit [www.leviton.com/rhinohide](http://www.leviton.com/rhinohide) for more information.



# LEVITON

MEDICAL GRADE

COMPLIANT WITH  
NFPA 99 REQUIREMENTS  
FOR PATIENT CARE AREAS

- POWER
- PROTECTION



Insert plug blade  
to release cover

Press on edge of  
cover to close

OUTPUT: 125V~, 60 Hz  
12A~ TOTAL ALL RECEPTACLES  
12A~ MAX. PER RECEPTACLE



## Hospital Grade Devices

Hospital Grade Testing and Listing .....	I-2
Receptacles .....	I-4
Single/Duplex .....	I-4
USB Combination Charger Receptacles .....	I-6
GFCIs .....	I-7
AFCIs .....	I-9
Surge .....	I-9
4-IN-1 .....	I-10
Lev-Lok® .....	I-12
Power Strips .....	I-20
Medical Grade .....	I-20
Hospital Grade .....	I-21
Plugs and Connectors .....	I-22



## UL TESTING AND LISTING

### Hospital Grade Wiring Device Tests

All UL Listed attachment plugs, connectors and receptacles, including hospital grade plugs, connectors and receptacles, must comply with applicable construction and performance requirements in UL 498, the Standard for Safety for Attachment Plugs and Receptacles. In addition to complying with the general use receptacle Listing requirements, hospital grade plugs, connectors and receptacles incorporate additional construction features and are subjected to additional performance requirements. These include grounding reliability, assembly integrity, and strength and durability tests.

#### UL Testing for Plugs and Connectors

##### Crush Test ▶

A wired plug or connector is placed between two steel plates and subjected to a force which is steadily increased to 500 pounds. "There shall be no breakage, deformation or other effect that may interfere with the function of the device."



##### ◀ Mechanical Drop Test

A sample wired plug or connector is suspended horizontally by its attached cord and released so that it impacts a hard wood surface 45 inches below the point of suspension. This procedure is repeated for 1300 cycles. "There shall be no breakage, deformation, or other damage which would interfere with the functioning of the device."



##### Cord Pull Test ▶

The cord must remain securely fastened after straight pulls of 30 pounds and rotating pulls (in a 3-inch circle) of 10 pounds for two hours. "Displacement of conductors, insulation, and outer jacket of the flexible cord shall not exceed 1/32 inch. There shall be no cuts, rips, or tears in cord insulation." Heavy-duty cord stress is typical abuse for industrial plugs and connectors.

**Color Choices** Hospital grade devices are offered in a wide range of colors.



#### SPOTLIGHT Antimicrobial Treated Devices

Antimicrobial Treated Devices by Leviton are made with an antimicrobial additive that helps protect the device from the growth of harmful bacteria. Please visit [www.leviton.com/antimicrobial](http://www.leviton.com/antimicrobial) for more information.



### UL Testing for Receptacles

#### Impact Test ▶

A receptacle mounted in a box is subjected to impact from a 5 lb. weight dropped from a height of 18 inches. "There shall be no breakage, deformation or other effect that may interfere with the function of the device."



#### ◀ Assembly Security Test

A force of 100 pounds is applied through the slots to the base of the receptacle while the yoke is supported at its screw mounting positions. There must be no cracking of base or permanent deformation of yoke.

#### Abrupt Removal of Plug Test ▶

A steel-bodied test plug with brass blades is inserted into the receptacle. A 10 lb. weight dropped from 24 inches yanks the plug out of the receptacle. This test is done eight times with the receptacle rotated into different positions to create the greatest stress on its face and contact. After this, the grounding contact must retain a four ounce, 0.184" diameter grounding pin, with the receptacle face down, for one minute. There shall be no breakage of the receptacle that interferes with the receptacle function or the integrity of the enclosure. The receptacle shall maintain the grounding path integrity through the receptacle.



#### ◀ Ground Pin Retention Test

The grounding contact of the receptacle is conditioned by 20 insertions with a .204" oversized pin. After conditioning, a 0.184" diameter pin shall be inserted in the grounding contact which shall be capable of supporting at least four ounces for one minute.

#### Power Blade Retention Test ▶

A test plug with oversized blades of .075" is inserted into the current carrying opening of the receptacle for 20 conditioning cycles. After the conditioning cycles, the contact shall be capable of supporting 1 1/2 lbs. secured to a single .055" thick solid steel blade without holes for one minute.



## RECEPTACLES | Single/Duplex

### Receptacles Single/Duplex




#### Extra Heavy-Duty and Heavy-Duty

##### Features and Benefits

- Impact-resistant thermoplastic nylon cover and body
- Smooth face does not collect dirt
- Four corner latches securely fasten face
- Extra heavy-duty triple-wipe, brass “T” contacts for superior contact and conductivity
- High-performance brass #10-32 terminal screws reduce conductor oxidation
- Back- and side-wire ground termination brass strap versions
- Back- and side-wiring options
- Break-off tabs for easy two-circuit conversion
- Apron barrier to prevent accidental contact between terminal screw heads and metal box
- Exclusive V-shaped, serrated back-wiring clamps for superior contact
- Power Indication™ provides permanent “green dot” lens with 100,000-hour LED status indicator
- Wire lead receptacles for fast and easy installation
- Backed by a limited 10-year warranty

#### Extra Heavy-Duty Hospital Grade Receptacles

##### Back and Side Wired

Rating		15A-125V	15A-250V	20A-125V	20A-250V
NEMA					
		5-15R	6-15R	5-20R	6-20R
Description	Color	Cat. No.	Cat. No.	Cat. No.	Cat. No.
Duplex, Tamper Resistant Nickel Plated Brass Strap with Integral Ground Contacts	White	8200-SGW	—	8300-SGW	—
	Ivory	8200-SGI	—	8300-SGI	—
	Light Almond	—	—	8300-SGT	—
	Gray	8200-SGG	—	8300-SGG	—
	Red	8200-SGR	—	8300-SGR	—
	Brown	8200-SG	—	8300-SG	—
Duplex Nickel Plated Brass Strap with Integral Ground Contacts	White	8200-W	—	8300-W	8400-W
	Ivory	8200-I	8600-I	8300-I	8400-I
	Light Almond	8200-T	—	8300-T	—
	Gray	8200-GY	—	8300-GY	8400-GY
	Black	—	—	8300-E	—
	Red	8200-R	—	8300-R	8400-R
	Brown	8200	8600	8300	8400
Single	White	8210-W	—	8310-W	—
	Ivory	8210-I	—	8310-I	—
	Gray	—	—	8310-GY	—
	Red	8210-R	—	8310-R	—
	Brown	8210	—	8310	—
Duplex, Power Indication™	White	8200-PLW	—	8300-PLW	—
	Ivory	8200-PLI	—	8300-PLI	—
	Red	8200-PLR	—	8300-PLR	—
	Orange	—	—	8300-PLO	—
Wide Body Duplex MRI Receptacle Brass Strap with Integral Ground Contacts	White	MRI82-W	—	MRI83-W	—
	Ivory	MRI82-I	—	MRI83-I	—
	Light Almond	MRI82-T	—	MRI83-T	—
	Gray	MRI82-GY	—	MRI83-GY	—
	Red	MRI82-R	—	MRI83-R	—



8200-SGW



8300-E

### Heavy-Duty Hospital Grade Receptacles

Back and Side Wired/Wire Lead			
Rating		15A-125V	20A-125V
NEMA			
		5-15R	5-20R
Description	Color	Cat. No.	Cat. No.
Slim Design Duplex	White	8200-HW	8300-HW
	Ivory	8200-HI	8300-HI
	Light Almond	8200-HT	8300-HT
	Gray	8200-HGY	8300-HGY
	Red	8200-HR	8300-HR
	Brown	8200-H	8300-H
Duplex, Illuminated	White	8200-HLW	8300-HLW
	Ivory	8200-HLI	8300-HLI
	Red	8200-HLR	8300-HLR
Duplex, with 6" wire leads	White	8200-LW	8300-LW
	Ivory	8200-LI	8300-LI
	Gray	8200-LGY	8300-LGY
	Black	—	8300-LE
	Red	8200-LR	8300-LR
	Brown	8200-L	8300-L
Duplex, with 6" wire leads, no ground lead and self grounding clip	White	8200-CW	8300-CW
	Ivory	8200-CI	8300-CI
	Gray	8200-CGY	8300-CGY



8200-IG

Note: Single, Slim Design, Illuminated, Power Indication™ & Tamper-Resistant Receptacles meet specifications for UL Hospital Grade listing but have a different construction & design from standard Hospital Grade Duplex Receptacles listed in the charts. There are dimensional differences between 8200-SG & 8300-SG devices. 8200-SG contains a nickel-plated steel yoke with riveted ground contacts. 8300-SG contains a one-piece, nickel-plated brass yoke

### Heavy-Duty Isolated Ground Hospital Grade Receptacles

Back and Side Wired			
Rating		15A-125V	20A-125V
NEMA			
		5-15R	5-20R
Description	Color	Cat. No.	Cat. No.
Duplex	White	8200-IGW	8300-IGW
	Ivory	8200-IGI	8300-IGI
	Gray	8200-IGG	8300-IGG
	Red	8200-IGR	8300-IGR
	Brown	8200-IGB	8300-IGB
	Orange	8200-IG	8300-OIG
Duplex, with 6" ground wire lead	Orange	8200-LIG	8300-LIG
Single, with 6" ground wire lead	Orange	8210-IG	8310-OIG



#### Wallplates

Find the right wallplate for any application. See section T for Wallplates & Weather-Resistant Covers.

## RECEPTACLES | Decora Plus™ | USB

### Decora Plus™ Extra Heavy-Duty Receptacles

#### Features and Benefits

- Durable thermoplastic face in an array of contemporary colors
- Receptacles have a locked-in mounting strap with a self-grounding clip riveted to the strap
- Tamper-resistant receptacles include a unique shutter mechanism that opens easily for insertion of 2- or 3-prong plugs while preventing entry by other small objects into either outlet slot
- Isolated Ground receptacles (identified by an orange face or triangle on the face) protect sensitive

- electronic equipment and eliminate electromagnetic interference by providing a separate path to ground
- Power Indication™ meets UL 498 Hospital Grade identification requirements
- Backed by a limited 10-year warranty

#### Hospital Grade Version

- Self-grounding clip
- Extra heavy-duty impact-resistant polyester cover

#### Decora™ Plus Back and Side Wired, Extra Heavy-Duty Receptacles

Rating	15A-125V		20A-125V	
NEMA	 5-15R		 5-20R	
Description	Color	Cat. No.	Cat. No.	
Duplex, Tamper Resistant	White	16262-SGW	16362-SGW	
	Ivory	16262-SGI	16362-SGI	
	Light Almond	16262-SGT	16362-SGT	
	Gray	—	16362-SGG	
	Red	16262-SGR	16362-SGR	
	Brown	16262-SG	—	
Duplex, Nickel Plated Brass Strap with Integral Ground Contacts	White	16262-HGW	16362-HGW	
	Light Almond	—	16362-HGT	
	Ivory	16262-HGI	16362-HGI	
	Gray	16262-HGG	16362-HGG	
Duplex, Isolated Ground	White	16262-IGW	16362-IGW	
	Ivory	16262-IGI	16362-IGI	
	Light Almond	16262-IGT	16362-IGT	
	Gray	16262-IGG	16362-IGG	
	Black	16262-IGE	—	
	Red	16262-IGR	16362-IGR	
	Brown	16262-IGB	16362-IGB	
	Orange	16262-IG	16362-IG	
Duplex, Power Indication Nickel Plated Brass Strap with Integral Ground Contacts	White	16262-PLW	16362-PLW	
	Ivory	16262-PLI	16362-PLI	
	Red	16262-PLR	16362-PLR	
Rating	USB Port: 3.6A Receptacle: 15A-125V		USB Port: 3.6A Receptacle: 20A-125V	
Description	Color	Cat. No.	Cat. No.	
USB Charger/Duplex Tamper-Resistant Receptacle	White	T5632-HGW	T5832-HGW	
	Ivory	T5632-HGI	T5832-HGI	
	Light Almond	T5632-HGT	T5832-HGT	
	Black	T5632-HGE	T5832-HGE	
	Gray	T5632-HGG	T5832-HGG	
	Brown	T5632-HG	T5832-HG	
	Red	T5632-HGR	T5832-HGR	





### Self-Test GFCI Receptacles

#### Extra-Heavy Duty Hospital Grade SmartlockPro® Self-Test GFCI Receptacles

The Hospital Grade, SmartlockPro® Self-Test GFCIs contain the latest innovation in ground fault protection by automatically conducting a periodic internal test to confirm that the GFCI is able to respond to a ground fault. Easy to install, they take up to 25% less space in the wallbox vs. typical GFCIs and can fit into any box, even shallow ones. These slim GFCIs provide all the lockout benefits of our standard SmartlockPro® offering, and are available in tamper-resistant and non tamper-resistant versions. Constructed of resilient thermoplastic and able to withstand high torque levels, self-test GFCIs come in styles for every need within a healthcare facility.

Back and Side Wired GFCI with Professional Grade Lockout <sup>UL</sup> <sup>®</sup> Fed Spec					
Rating		15A-125V @ Receptacle 20A-125V Feed-Through		20A-125V @ Receptacle 20A-125V Feed-Through	
NEMA					
		5-15R	5-15R	5-20R	5-20R
Description	Color	Cat. No.	Cat. No.	Cat. No.	Cat. No.
		TR*	Non-TR**	TR*	Non-TR**
GFCI Duplex Receptacle with LED Indicator Light (with self-grounding clip)	White	GFTR1-HGW	GFNT1-HGW	GFTR2-HGW	GFNT2-HGW
	Ivory	GFTR1-HGI	GFNT1-HGI	GFTR2-HGI	GFNT2-HGI
	Light Almond	GFTR1-HGT	GFNT1-HGT	GFTR2-HGT	GFNT2-HGT
	Gray	GFTR1-HGG	GFNT1-HGG	GFTR2-HGG	GFNT2-HGG
	Black	GFTR1-HGE	GFNT1-HGE	GFTR2-HGE	GFNT2-HGE
	Brown	GFTR1-HG	GFNT1-HG	GFTR2-HG	GFNT2-HG
	Red	GFTR1-HGR	GFNT1-HGR	GFTR2-HGR	GFNT2-HGR
Duplex GFCI with Guide Light, LED Indicator Lights (with self-grounding clip)	White	GFNL1-HGW	—	GFNL2-HGW	—
	Ivory	GFNL1-HGI	—	GFNL2-HGI	—
	Light Almond	GFNL1-HGT	—	GFNL2-HGT	—
	Gray	GFNL1-HGG	—	GFNL2-HGG	—
	Black	GFNL1-HGE	—	GFNL2-HGE	—
	Brown	GFNL1-HG	—	GFNL2-HG	—
	Red	GFNL1-HGR	—	GFNL2-HGR	—
Weather-Resistant Outdoor Grade GFCI Duplex Receptacle with LED Indicator Light	White	GFWT1-HGW	—	GFWT2-HGW	—
	Ivory	GFWT1-HGI	—	GFWT2-HGI	—
	Light Almond	GFWT1-HGT	—	GFWT2-HGT	—
	Gray	GFWT1-HGG	—	GFWT2-HGG	—
	Black	GFWT1-HGE	—	GFWT2-HGE	—
	Brown	GFWT1-HG	—	GFWT2-HG	—
	Red	GFWT1-HGR	—	GFWT2-HGR	—

\*TR versions are Tamper-Resistant and feature a shutter mechanism inside the receptacle that blocks access to the contacts unless a two-prong plug is inserted.

\*\*Non-TR versions are not Tamper-Resistant



GFNL1-HGR



GFNL2-HGW



#### Wallplates

We carry assorted special purposes wallplates, including ones engraved 'Emergency'. See page T-22 in the **Wallplates & Weather-Resistant Covers section**.

### NAFTA Compliant Self-Test GFCI Duplex Receptacles

Back and Side Wired GFCI with Professional Grade Lockout   Fed Spec					
Rating		15A-125V @ Receptacle 20A-125V Feed-Through		20A-125V @ Receptacle 20A-125V Feed-Through	
NEMA					
		5-15R	5-15R	5-20R	5-20R
Description	Color	Cat. No.	Cat. No.	Cat. No.	Cat. No.
		TR	Non-TR	TR	Non-TR
Extra-Heavy Duty NAFTA Compliant Self-Test	White	GFTR1-HFW	GFNT1-HFW	GFTR2-HFW	GFNT2-HFW
Hospital Grade Duplex GFCI with LED Indicator Light (with self-grounding clip)	Ivory	GFTR1-HFI	GFNT1-HFI	GFTR2-HFI	GFNT2-HFI
	Light Almond	GFTR1-HFT	GFNT1-HFT	GFTR2-HFT	GFNT2-HFT
	Gray	GFTR1-HFG	GFNT1-HFG	GFTR2-HFG	GFNT2-HFG
	Black	GFTR1-HFE	GFNT1-HFE	GFTR2-HFE	GFNT2-HFE
	Brown	GFTR1-HF	GFNT1-HF	GFTR2-HF	GFNT2-HF
	Red	GFTR1-HFR	GFNT1-HFR	GFTR2-HFR	GFNT2-HFR



GFTR2-HFR

#### SPOTLIGHT

#### NAFTA Compliant, Made in the USA

Leviton is the smart choice for GFCIs, Lighting Controls, Occupancy/Vacancy Sensors, Relay Control Panels, Submeters and Entertainment Lighting products that meet NAFTA (North American Free Trade Agreement) or ARRA (American Recovery and Reinvestment Act) requirements. For an up-to-date, comprehensive listing of Leviton's NAFTA or ARRA compliant products go to [www.leviton.com/usa](http://www.leviton.com/usa)



### AFCI Receptacles

#### SmartlockPro® Outlet Branch Circuit AFCI Receptacles

Back and Side Wired AFCI w Reset/Lockout and Tamper-Resistant Technology			
Rating		15A-120V @ Receptacle 20A-125V Feed-Through	20A-120V @ Receptacle 20A-125V Feed-Through
NEMA		 5-15R	 5-20R
Description	Color	Cat. No.	Cat. No.
Tamper-Resistant Outlet	White	AFTR1-HGW	AFTR2-HGW
Branch Circuit AFCI	Ivory	AFTR1-HGI	AFTR2-HGI
Receptacle with	Light Almond	AFTR1-HGT	AFTR2-HGT
LED Indicator	Gray	AFTR1-HGG	AFTR2-HGG
	Black	AFTR1-HGE	AFTR2-HGE
	Brown	AFTR1-HG	AFTR2-HG
	Red	AFTR1-HGR	AFTR2-HGR



AFTR2-HGW

### Surge Protective Devices

#### Type 3 Surge Protective Receptacles

Decora® Surge Protective Receptacles			
Rating		15A-125V @ Receptacle 20A Feed-Through	20A-125V @ Receptacle 20A Feed-Through
NEMA		 5-15R	 5-20R
Description	Color	Cat. No.	Cat. No.
Duplex with	White	8280-W	8380-W
Indicator Light,	Ivory	8280-I	8380-I
Audible Alarm	Lt. Almond	8280-T	—
	Gray	—	8380-GY
	Red	8280-R	8380-R
	Brown	8280	8380
	Blue	8280-B	8380-B
Single with Indicator	Ivory	—	8381-I
Light, Audible Alarm			



8280-I



8280-IGO

Decora® Surge Protective Receptacles, Isolated Ground			
Description	Color	Cat. No.	Cat. No.
Duplex with	White	8280-IGW	8380-IGW
Isolated Ground (IG),	Ivory	8280-IGI	8380-IGI
Indicator Light,	Gray	—	8380-IGG
Audible Alarm	Black	—	—
	Blue	8280-IGB	8380-IGB
	Orange	8280-IGO	8380-IGO
Single with Isolated	Ivory	—	8381-IGI
Ground (IG), Indicator			
Light, Audible Alarm			

## RECEPTACLES | 4-IN-1

### 4-IN-1 Receptacles

#### Features and Benefits

- Terminal wiring screws fit inside a standard single gang wallbox; optional adapter plate
- Impact-resistant nylon cover and base for strength and resistance to chemicals and corrosives
- Easy-to-read voltage and amperage rating molded onto face
- Extra heavy-duty, T-type triple-wipe bronze contacts for maximum performance
- Ground holes configured up or down to be outside the device, accommodating up to 4 Fed Spec size straight or angle plugs
- #8 terminal screws accept up to #12 solid or stranded copper wire
- Termination anchor holes for easy conductor wiring
- Exclusive shield-wall design protects ground connection from contact with live circuit conductors
- “A” and “B” molded on face and back for easy identification of receptacle pairs for split-circuit conversion  
(Note: Split circuit not available on surge models)
- Convenient built-in strip-gauge
- Backed by a limited 10-year warranty

#### 2-Pole, 3-Wire Grounding

Rating	15A-125V		20A-125V	
NEMA				
	5-15R		5-20R	
Description	Color	Cat. No.	Cat. No.	Cat. No.
4-IN-1	White	1254-HW	21254-HW	
	Ivory	1254-HI	21254-HI	
	Gray	—	21254-HGY	
	Red	1254-HR	21254-HR	
	Brown	1254-H	21254-H	
4-IN-1 with Isolated Ground	White	—	21254-IGW	
	Ivory	—	21254-IGI	
	Orange	1254-IG	21254-IG	
4-IN-1 Adapter Plates	White	3254-W	—	
	Ivory	3254-I	—	
	Gray	3254-GY	—	
	Black	3254-E	—	
	Red	3254-R	—	
	Brown	3254	—	
	Blue	3254-BLU	—	
	Orange	3254-OR	—	
4-IN-1 Portable Boxes	Ivory	4254-I	—	
	Gray	4254-GY	—	
	Black	4254-E	—	
	Orange	4254-OR	—	
	Yellow	4254-Y	—	



1254-HW



4254-Y



Portable boxes are not UL Listed. UL Listing does not apply when 4-IN-1 Receptacles are used with portable boxes for extension cord applications



#### Related Products

Leviton also offers superior quality recessed devices. See pages Q-32 to Q-33 in the Connected Home section for more information.

### 4-IN-1 Surge Protected Devices

4-IN-1 Surge Protective Receptacles			
Rating	15A-125V		20A-125V
NEMA		5-15R	
			5-20R
Description	Color	Cat. No.	Cat. No.
4-IN-1 with Indicator Light	White	8480-W	8490-W
	Ivory	8480-I	8490-I
	Red	8480-R	8490-R
4-IN-1 with Isolated Ground (IG), Indicator Light	White	8480-IGW	—
	Ivory	8480-IGI	8490-IGI
	Blue	8480-IGB	8490-IGB
	Orange	—	8490-IG



8480-R

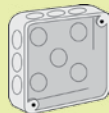


8490-IGB

### 4-IN-1 Receptacle Wallbox Mounting

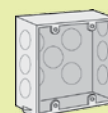
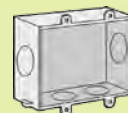
#### Mounts Directly

Single-Gang      4" Octagonal      4" Square



#### Mounts with Adapter Plate

2-Gang      4<sup>11</sup>/<sub>16</sub>" Square




## RECEPTACLES | Lev-Lok®

### Lev-Lok® Wiring Modules

#### Features and Benefits

- Modules are constructed of an impact resistant polycarbonate
- #12 AWG THHN wire leads, 6" length, either solid or stranded wire
- Available with 4-port pushwire connector for even faster installation
- Wiring module locks and latches to the device body providing double the connection security
- Wiring modules are shipped with protective cover and factory-installed circuit ID label
- Backed by a limited 10-year warranty

Wiring modules include factory-installed circuit ID label so that electricians can save a step by labeling device locations during rough-in



#### Lev-Lok® Wiring Modules

Device Type	Description	Color	Cat. No.
Receptacles	Stranded Wire Leads	White	MSTWL-A*
	Stranded Wire Leads (for emergency circuits)	Red	MSTWL-R*
	Stranded Wire Leads with 4-port push wire connectors	White	MSTWL-WST*
	Solid Wire Leads	White	MSTWL-SDA*
	Solid Wire Leads with 4-port push wire connectors	White	MSTWL-WSD*
IG Receptacles	Stranded Wire Leads	Orange	MSTWL-IG*
	Stranded Wire Leads with 4-port push wire connectors	Orange	MSTWL-WIG*
	Solid Wire Leads	Orange	MSTWL-SIG*
	Stranded XHHW-2 Wire for Low Leakage Circuits**	White	MSTWL-XA***
	Stranded XHHW-2 Wire for Low Leakage Circuits	White	MSTWL-X1***
	Stranded XHHW-2 Wire for Low Leakage Circuits	White	MSTWL-XN***
Switches	Stranded Wire Leads	Yellow	MSPSW-ST
	Solid Wire Leads	Yellow	MSPSW-SD

\*Custom lead lengths available upon request.

\*\*With orange, brown and green wires.


\*\*\*Add suffix of 0 for 6", 1 for 12", 2 for 24" or 3 for 36" long leads; please allow 4 to 6 weeks for delivery

### Lev-Lok® Extra Heavy-Duty Modular Receptacles

#### Features and Benefits

- Constructed with impact-resistant thermoplastic nylon cover and body
- Smooth face prevents dirt from collecting
- Four corner latches securely fasten the receptacle's face to the body
- Large triple-wipe, brass "T" line contacts for superior contact and conductivity
- #12 AWG THHN wire leads, 6" length on MSTWL series wiring modules
- Grounding clip permanently secured to strap for easy, simple, and secure installation
- Receptacle face includes threaded brass bushing for reliable, secure wallplate attachment
- Wiring module locks and latches to the receptacle body providing double the connection security
- Receptacle to be installed only with Leviton MSTWL series wiring modules
- MSTWL wiring module shipped separately with protective cover and factory-installed circuit ID label
- Backed by a limited 10-year warranty

#### MT830-ILI



## RECEPTACLES | Lev-Lok®

### Lev-Lok® Extra Heavy-Duty Modular Receptacles

2-Pole, 3-Wire Grounding			
Rating		15A-125V	20A-125V
NEMA			
		5-15R	5-20R
Description	Color	Cat. No.	Cat. No.
Duplex, Tamper Resistant, Nickel Plated Brass Strap with Integral Ground Contacts	White	M8200-SGW	M8300-SGW
	Ivory	M8200-SGI	M8300-SGI
	Light Almond	M8200-SGT	M8300-SGT
	Gray	M8200-SGG	M8300-SGG
	Black	M8200-SGE	M8300-SGE
	Brown	M8200-SG	M8300-SG
	Red	M8200-SGR	M8300-SGR
	Blue	M8200-SGB	M8300-SGB
Duplex, Nickel Plated Brass Strap with Integral Ground Contacts	White	M8200-W	M8300-W
	Ivory	M8200-I	M8300-I
	Light Almond	M8200-T	M8300-T
	Gray	M8200-GY	M8300-GY
	Black	M8200-E	M8300-E
	Brown	M8200	M8300
	Red	M8200-R	M8300-R
Blue	M8200-B	M8300-B	
Duplex, Power Indication™ Nickel Plated Brass Strap with Integral Ground Contacts	White	M8200-PLW	M8300-PLW
	Ivory	M8200-PLI	M8300-PLI
	Light Almond	M8200-PLT	M8300-PLT
	Gray	M8200-PLG	M8300-PLG
	Red	M8200-PLR	M8300-PLR
Duplex, MRI Nickel Plated Brass Strap with Integral Ground Contacts	White	MRI15-W	MRI20-W
	Ivory	MRI15-I	MRI20-I
	Light Almond	MRI15-T	MRI20-T
	Gray	MRI15-GY	MRI20-GY
	Red	MRI15-R	MRI20-R
Duplex, Isolated Ground, Tamper Resistant	White	MT820-IGW	MT830-IGW
	Ivory	MT820-IGI	MT830-IGI
	Light Almond	MT820-IGT	MT830-IGT
	Gray	MT820-IGG	MT830-IGG
	Black	MT820-IGE	MT830-IGE
	Red	MT820-IGR	MT830-IGR
	Orange	MT820-IG	MT830-IG
Duplex, Isolated Ground	White	M8200-IGW	M8300-IGW
	Ivory	M8200-IGI	M8300-IGI
	Light Almond	M8200-IGT	M8300-IGT
	Gray	M8200-IGG	M8300-IGG
	Black	M8200-IGE	M8300-IGE
	Red	M8200-IGR	M8300-IGR
	Orange	M8200-IG	M8300-IG



MT830-IG (front)



MT830-IG with MSTLW-IG (back)



### Lev-Lok® Illuminated Extra Heavy-Duty Modular Receptacles

2-Pole, 3-Wire Grounding			
Rating		15A-125V	20A-125V
NEMA			
		5-15R	5-20R
Description	Color	Cat. No.	Cat. No.
Duplex, Tamper Resistant, Nickel Plated Brass Strap with Integral Ground Contacts	White	MT820-ILW	MT830-ILW
	Ivory	MT820-ILI	MT830-ILI
	Light Almond	MT820-ILT	MT830-ILT
	Gray	MT820-ILG	MT830-ILG
	Red	MT820-ILR	MT830-ILR
Duplex, Nickel Plated Brass Strap with Integral Ground Contacts	White	M8200-ILW	M8300-ILW
	Ivory	M8200-ILI	M8300-ILI
	Light Almond	M8200-ILT	M8300-ILT
	Gray	M8200-ILG	M8300-ILG
	Red	M8200-ILR	M8300-ILR



MT820-ILW



M8300-HI



MT830-ILW

### Lev-Lok® Heavy-Duty Modular Receptacles

2-Pole, 3-Wire Grounding			
Rating		15A-125V	20A-125V
NEMA			
		5-15R	5-20R
Description	Color	Cat. No.	Cat. No.
Duplex, Tamper Resistant	White	MT820-W	MT830-W
	Ivory	MT820-I	MT830-I
	Light Almond	MT820-T	MT830-T
	Gray	MT820-GY	MT830-GY
	Black	MT820-E	MT830-E
	Brown	MT820	MT830
	Red	MT820-R	MT830-R
	Blue	MT820-B	MT830-B
Duplex	White	M8200-HW	M8300-HW
	Ivory	M8200-HI	M8300-HI
	Light Almond	M8200-HT	M8300-HT
	Gray	M8200-HGY	M8300-HGY
	Black	M8200-HE	M8300-HE
	Brown	M8200-H	M8300-H
	Red	M8200-HR	M8300-HR
	Blue	M8200-HB	M8300-HB

#### SPOTLIGHT

#### lev-lok®

The revolutionary line of Lev-Lok® Modular Wiring Device System from Leviton speeds the installation of wiring devices from start to finish. At the rough-in stage, there is no need to make and install pigtails: simply install the Lev-Lok® wiring module. When you're ready to install the wiring devices, simply connect the wiring module to the device, tighten the mounting screws and you're done. To have a Lev-Lok® specialist contact you visit us online at [www.leviton.com/levlok](http://www.leviton.com/levlok)




## RECEPTACLES | Lev-Lok® Decora Plus™

### Lev-Lok® Decora Plus™ Extra Heavy-Duty Modular Receptacles

#### Features and Benefits

- Constructed with impact-resistant thermoplastic nylon cover and body
- Smooth face prevents dirt from collecting
- Four corner latches securely fasten the receptacle's face to the body
- Large triple-wipe, brass "T" line contacts for superior contact and conductivity
- #12 AWG THHN wire leads, 6" length on MSTWL series wiring modules
- For isolated ground versions, device strap is zinc plated steel and isolated ground system is brass
- Grounding clip permanently secured to strap for easy, simple, and secure installation
- Wiring module locks and latches to the receptacle body providing double the connection security
- Receptacle to be installed only with Leviton MSTWL series wiring modules
- MSTWL wiring module shipped separately with protective label and factory-installed Circuit ID label
- Backed by a limited 10-year warranty

#### M1636-HGW



### Lev-Lok® Decora Plus™ Extra Heavy-Duty 2-Pole, 3-Wire Grounding Receptacles

Rating	15A-125V		20A-125V	
NEMA				
	5-15R		5-20R	
Description	Color	Cat. No.	Cat. No.	
Duplex, Tamper Resistant	White	MT162-HGW	MT163-HGW	
	Ivory	MT162-HGI	MT163-HGI	
	Light Almond	—	MT163-HGT	
	Gray	MT162-HGG	MT163-HGG	
	Red	MT162-HGR	MT163-HGR	
Duplex, Nickel Plated Brass Strap with Integral Ground Contacts	White	M1626-HGW	M1636-HGW	
	Ivory	M1626-HGI	M1636-HGI	
	Light Almond	M1626-HGT	M1636-HGT	
	Gray	M1626-HGG	M1636-HGG	
	Black	M1626-HGE	M1636-HGE	
	Brown	M1626-HG0	M1636-HG0	
	Red	M1626-HGR	M1636-HGR	
Duplex, Power Indication™ Nickel Plated Brass Strap with Integral Ground Contacts	White	M1626-PLW	M1636-PLW	
	Ivory	M1626-PLI	M1636-PLI	
	Light Almond	M1626-PLT	M1636-PLT	
	Gray	M1626-PLG	M1636-PLG	
Duplex, Isolated Ground, Tamper Resistant	White	MDT82-IGW	MDT83-IGW	
	Ivory	MDT82-IGI	MDT83-IGI	
	Light Almond	MDT82-IGT	MDT83-IGT	
	Gray	MDT82-IGG	MDT83-IGG	
	Black	MDT82-IGE	MDT83-IGE	
	Red	MDT82-IGR	MDT83-IGR	
	Orange	MDT82-IG	MDT83-IG	
Duplex, Isolated Ground	White	MD820-IGW	MD830-IGW	
	Ivory	MD820-IGI	MD830-IGI	
	Light Almond	MD820-IGT	MD830-IGT	
	Gray	MD820-IGG	MD830-IGG	
	Black	MD820-IGE	MD830-IGE	
	Red	MD820-IGR	MD830-IGR	
	Orange	MD820-IG	MD830-IG	
Duplex, Illuminated Face	White	M1626-ILW	M1636-ILW	
	Ivory	M1626-ILI	M1636-ILI	
	Light Almond	M1626-ILT	M1636-ILT	
	Gray	M1626-ILG	M1636-ILG	
	Red	M1626-ILR	M1636-ILR	
Duplex, Tamper-Resistant	White	MT162-ILW	MT163-ILW*	
	Ivory	MT162-ILI*	MT163-ILI*	
	Light Almond	MT162-ILT*	MT163-ILT*	
	Gray	MT162-ILG*	MT163-ILG*	
	Red	MT162-ILR*	MT163-ILR	

\*Available upon request; minimum quantities apply



M1636-HGW front with MSTWL-A



M1636-HGW back with MSTWL-A

## RECEPTACLES | Lev-Lok® GFCIs

### Lev-Lok® SmartlockPro® GFCI Receptacles

#### Features and Benefits

- GFCI receptacles have feed-through terminals for downstream protection
- Constructed with impact-resistant PBT cover
- Large triple-wipe, brass “T” line contacts on 20A for superior contact and conductivity
- The SmartlockPro® receptacle automatically tests the GFCI every time the RESET button is pushed. The GFCI will not reset if the GFCI circuit is not functioning properly
- Built-in end-of-life indication. If receptacle can no longer provide GFCI protection, it will not reset and no power will be supplied to the face
- Trip threshold meets or exceeds UL requirements for tripping time
- Right angle wiring module's thin profile makes it easier to place GFCI receptacle in the box
- #12 AWG THHN wire leads, 6" length on MSTWL series wiring modules
- Wiring module locks and latches to the receptacle body providing double the connection security
- Receptacle to be installed only with Leviton MSTWL series wiring modules
- MSTWL wiring module sold separately

### SmartlockPro® GFCI Receptacles

#### 2-Pole, 3-Wire Grounding Fed Spec

Rating	15A-125V	20A-125V	
NEMA	5-15R	5-20R	
Description	Color	Cat. No.	Cat. No.
Duplex	White	MN759-HGW	MN789-HGW
	Ivory	MN759-HGI	MN789-HGI
	Light Almond	MN759-HGT	MN789-HGT
	Gray	MN759-HGY	MN789-HGY
	Black	MN759-HGE	MN789-HGE
	Brown	MN759-HG	MN789-HG
	Red	MN759-HGR	MN789-HGR
Duplex, Tamper Resistant	White	MX759-HGW	MX789-HGW
	Ivory	MX759-HGI	MX789-HGI
	Light Almond	MX759-HGT	MX789-HGT
	Gray	MX759-HGY	MX789-HGY
	Black	MX759-HGE	MX789-HGE
	Brown	MX759-HG	MX789-HG
	Red	MX759-HGR	MX789-HGR



MN759-HGI



MN789-R

### Lev-Lok® Surge Protective Receptacles

#### Features and Benefits

- Available in 15A, 125V and 20A, 125V ratings
- Indicator light provides visual indication that equipment is being protected
- EMI/RFI noise filtering
- Audible alarm to indicate loss of surge protection (can be silenced)
- Wide variety of color options aid in identifying different types of equipment or applications
- Point-of-use protection for up to 18,000 amps of surge current total

#### 15A and 20A, 125V

Rating	15A-125V		20A-125V	
NEMA				
	5-15R		5-20R	
Description	Color	Cat. No.	Cat. No.	
Duplex, Tamper-Resistant with Indicator Light & Audible Alarm	White	MT828-W	MT838-W	
	Ivory	MT828-I	MT838-I	
	Light Almond	MT828-T	MT838-T*	
	Gray	MT828-GY*	MT838-GY	
	Black	MT828-E*	MT838-E*	
	Brown	MT828*	MT838*	
	Blue	MT828-B	MT838-B	
	Red	MT828-R	MT838-R	



MT828-W

\*Available upon request; minimum quantities apply

#### SPOTLIGHT

##### lev-lok®

The revolutionary line of Lev-Lok® Modular Wiring Device System from Leviton speeds the installation of wiring devices from start to finish. At the rough-in stage, there is no need to make and install pigtails: simply install the Lev-Lok® wiring module. When you're ready to install the wiring devices, simply connect the wiring module to the device, tighten the mounting screws and you're done. To have a Lev-Lok® specialist contact you visit us online at [www.leviton.com/levlok](http://www.leviton.com/levlok)



### Power Strips

Leviton's family of medical grade power strips are designed explicitly for use in health care facilities, including patient care areas as defined by NEC (2011) Article 517. These devices also satisfy electrical safety requirements specified in NFPA 99 (2012): Health Care Facilities Code, allowing facility managers to ensure that their facilities are compliant with this safety regulation.

#### Features and Benefits

- UL 60601-1, UL 1363A, and UL 60950-1 compliant to meet all major safety regulations required for health care facilities
- All outlets are hospital grade, ensuring dependable performance
- Surge-protective models are UL 1449 3rd edition compliant, providing the ultimate protection against voltage surges that can damage or diminish the performance of sensitive electronic equipment
- Heavy duty steel construction withstands the rigors of demanding environments
- Built-in overload protection shuts off the strip in case of excess power draw, and can be returned to service with the simple push of a button
- NAFTA compliant
- Locking safety covers are splash-resistant and protect from incidental contact with unused outlets
- Indicator lights provide visual confirmation of power and surge protection (where applicable)
- Limited Lifetime Warranty


### Medical Grade Power Strips

#### Stock Medical Grade Power Strips

Description	Current Rating	AC Power Cord Length in Feet	Number of Outlets	Cat. No.
Surge Protected Medical Grade Power Strips	15A (12A max continuous load)	7	6	<a href="#">5306M-1S7</a>
		15	4	<a href="#">5304M-1S5</a>
	20A (16A max continuous load)	15	6	<a href="#">5306M-1S5</a>
		15	4	<a href="#">5304M-2S5</a>
		15	6	<a href="#">5306M-2S5</a>
Medical Grade Power Strips	15A (12A max continuous load)	7	4	<a href="#">5304M-1N7</a>
		7	6	<a href="#">5306M-1N7</a>
	20A (16A max continuous load)	15	4	<a href="#">5304M-1N5</a>
		7	4	<a href="#">5304M-2N7</a>
		7	4	<a href="#">5304M-2N7</a>



5306M-1S7

Special Order* Medical Grade Power Strips 				
Description	Current Rating	AC Power Cord Length in Feet	Number of Outlets	Cat. No.
Surge Protected Medical Grade Power Strips	15A (12A max continuous load)	7	2	5302M-1S7
		7	4	5304M-1S7
		15	2	5302M-1S5
	20A (16A max continuous load)	7	2	5302M-2S7
		7	4	5304M-2S7
		15	2	5302M-2S5
Medical Grade Power Strips	15A (12A max continuous load)	7	2	5302M-1N7
		15	2	5302M-1N5
		15	6	5306M-1N5
	20A (16A max continuous load)	7	2	5302M-2N7
		7	6	5306M-2N7
		15	2	5302M-2N5
		15	4	5304M-2N5
		15	6	5306M-2N5



5304M-1S5

\*Minimum quantities apply.  
All items available with flying leads; surge-protected strips available with audible alarm as a special order — contact your Leviton sales representative for details

## Hospital Grade Power Strips

### 5300 Series Type 3 Surge Protective Strips

Leviton's 5300 Series surge protected power strips offer superior protection for any hospital application. Our hospital version strips feature, tamper-resistant hospital grade receptacles and a hospital grade plug.

Hospital Grade Power Strips 				
Description	Current Rating	AC Power Cord Length	Number of Outlets	Cat. No.
Surge Protected Hospital Grade Power Strips	125V 15A	15 ft.	6	5300-H15
	125V 15A	6 ft.	6	5300-HTS
	125V 20A	6 ft.	6	5300-HT2



5300-HT2

## PLUGS & CONNECTORS

### Plugs and Connectors

#### A Complete Line of Plugs and Connectors that Stands Up to the Harshest Environments

Leviton's 15 and 20 Amp hospital grade nylon plugs and connectors offer superior performance and long-lasting reliability. Devices feature ergonomic design details and rugged construction that resists impact, punishing application environments, chemicals and corrosives.

## black & white®

8215-CT



NEMA configuration and device ratings are molded on front of device to assist with identification

Three "U" type fast-threading, triple drive, steel screws secure wiring module to body

Dead front solid containment barrier prevents accidental contact with internal parts

External cord grip utilizes deep triple drive steel screws that are backed out and positioned inside shrouded pockets. External clamps accept wire mesh grips. Catalog and NEMA numbers printed on cord clamp

Individual deep-funnelled chamfered wire wells. Clear housing allows inspection of wire termination and provides molded-in wire strip gauge

Wire clamps bundle stranded wire without cutting wire strand

Captive, color-coded brass #8 terminal screws



### Features and Benefits

- UL 498 Listed; meets latest Federal Specifications WC-598; CSA Specification C22.2 #42 Certified
- One-piece, rivetless triple-wipe brass connector contacts offer enlarged contact surface area
- Husk is constructed from nylon for superior impact resistance in rugged environments
- Beveled back edges prevent body from catching on corners and rough surfaces
- Ergonomic, fluted body design with radial gripping edge is ideal for gripping and pulling

Continued on next page



Continued from previous page

### Features and Benefits

- Hospital grade is clearly identified by green dot
- Rugged construction resists impact, sunlight, chemicals and rough use
- All contacts are solid one-piece brass for better conductivity
- Triple-wipe, heavy-duty power contacts set in deep pockets to resist damage
- Captive, color-coded brass #8 terminal screws
- Power Indication™ devices indicate when power is ON and are equipped with green neon bulb rated at 30,000 hours (24/7) for 3.5 years

### black & white® Hospital Grade Plugs and Connectors

2-Pole, 3-Wire, Grounding Black & White® Devices			
Rating	15A-125V	15A-125V	
NEMA			
	5-15P	5-15R	
Description	Cat. No. Plug	Cat. No. Connector	
Black & White® Body	8215-C	8219-C	
Transparent Body	8215-CT	8219-CT	
Power Indication™	8215-PLC	8219-PLC	
Transparent Body			
Angle, Transparent Body	8215-CAT	—	



8215-CAT

2-Pole, 3-Wire, Grounding			
Rating	20A-125V	20A-125V	20A-250V
NEMA			
	5-20P	5-20R	6-20P
Description	Cat. No. Plug	Cat. No. Connector	Cat. No. Plug
Black & White® Body	8315-C	8319-C	—
Transparent Body	8315-CT	8319-CT	—
Power Indication™	8315-PLC	8319-PLC	—
Transparent Body			
Angle, Transparent Body	8315-CAT	—	—
Angle, Black & White® Body	—	—	8415-CAT



8315-PLC

## PLUGS & CONNECTORS | Python® | 20A Locking

### python® Plugs and Connectors

#### Features and Benefits

- Hinged design for fast, easy installation and assembly
- Tough high-impact body
- Hospital grade is clearly identified by green dot
- Triple-drive screws for easy wiring — Standard, Philips, Robertson
- Wide cord clamp range — 18-3 SVT-10-3 ST (.245"-.700")

#### 2-Pole, 3-Wire, Grounding

Rating	15A-125V	15A-125V	15A-250V	15A-250V
NEMA	5-15P	5-15R	6-15P	6-15R
<b>Description</b>	<b>Cat. No. Plug</b>	<b>Cat. No. Connector</b>	<b>Cat. No. Plug</b>	<b>Cat. No. Connector</b>
White Nylon Body	8256-V*	8259-V*	8656-V	8659-V
Rating	15A-125V	15A-125V	15A-250V	15A-250V
NEMA	5-20P	5-20R	6-20P	6-20R
<b>Description</b>	<b>Cat. No. Plug</b>	<b>Cat. No. Connector</b>	<b>Cat. No. Plug</b>	<b>Cat. No. Connector</b>
White Nylon Body	8356-V	8359-V	8456-V	8459-V

\*Also available in Black



8256-V



8356-V

### Locking Power Interrupting Devices

#### 2-Pole, 3-Wire Grounding

Rating	20A-125V	20A-125V
Non-NEMA	X	B
<b>Description</b>	<b>Cat. No. Plug</b>	<b>Cat. No. Connector</b>
Locking Plug HOSPITAL USE ONLY	23004-HG*	—
Locking Connector HOSPITAL USE ONLY	—	23001-HG*
Single Flush Receptacle with a Thermoset Body	—	23000-HG*

\*UL and CSA listed.  
UL for "Hospital Use Only" applications in non-hazardous locations



23000-HG



# Temporary Power

# J

Rhino-Hide® Single Pole Cam Devices .....	J-2
15 Series Single Pole Devices .....	J-5
16 Series Single Pole Devices .....	J-7
18 Series Single Pole Devices .....	J-14
17 Series Single Pole Devices .....	J-17
19 Series Single Pole Devices .....	J-19
22 Series Single Pole Devices .....	J-20
23 Series Single Pole Devices .....	J-22
49 Series Single Pole Devices .....	J-25
Portable Outlet Boxes and Covers .....	J-30
Portable GFCI Devices .....	J-36
GFCI User Attachable Devices .....	J-39
Stage Pin Devices .....	J-40
Power Distribution Box and Power Cords .....	J-42



## RHINO-HIDE® SINGLE POLE | Cam-Type Devices

### Rhino-Hide® Single Pole Cam Devices

#### Single Pole Cam-Type Devices

Rhino-Hide® Single Pole Cam-Type Devices from Leviton are designed to provide superior service and durability, even under the most severe operating conditions. Our 15 Series Taper Nose mini-cam plugs and receptacles are rated to 150 Amps, making them ideal for entertainment applications such as those found at carnivals and theme parks.

Our 16 Series Taper Nose Cam-Type Devices are rated up to 400 Amps, making them the devices of choice for power distribution applications such as construction sites, mining operations, welding, cell tower backup power, concerts, sound stages, movie making, television productions, sporting events and conventions.

The 18 Series Single Pole Ball Nose Cam-Type Devices are also rated to 400 Amps, and are typically favored by the broadcasting and welding industries as well as many end users in Canada. All of these devices feature solid brass contacts and high-performance TPV insulators, making them ideal for both outdoor and indoor applications. The positive locking connection maintains its integrity even when subjected to vibration. Plus, they are interoperable and interchangeable with competitive products.

Our 17 & 19 Series Taper and Ball Nose devices are rated up to 690 Amps and can withstand grueling, heavy-duty industrial use. Preferred applications for these series include generator test stations, water purification plants, electrochemical machining equipment and other general industrial uses.

Leviton's Rhino-Hide® 22 & 23 Series Single Pole Latching Cam-Type devices are also rated up to 690 Amps and feature an additional latching mechanism for added security, especially in high-vibration applications. These devices can also be retrofitted to existing locations and power distribution systems, allowing for an effortless installation. The 22 Series Plugs offer an innovative solution for all tower-to-cell cable connections in wind turbines. Our In-Line Cam-Type Plugs partnered with pre-assembled harnesses allow quick connect and disconnect on site. In addition, when compared to traditional "butt-splice" methods, cam plugs lower total installation costs drastically. These plugs are commonly used to provide power to ships at dock side, and are recognized by ETL Labs to meet U.S. Navy specifications.

#### 49 Series Single Pole High Amperage Devices

Rhino-Hide® 49 Series single pole devices are designed to deliver up to 1135 Amps at 1000 volts, AC or DC, under the most extreme conditions with cables ranging in size from 313 MCM to 777 MCM. Leviton's Rhino-Hide® products are designed to mate with other manufacturers' high-amperage single pole devices. Rhino-Hide® 49 Series single pole high amperage devices are CE Certified and cURus recognized components engineered to exceptional standards for high-amperage power delivery.

Rhino-Hide® 49 Series products are ideal for any number of demanding applications requiring continuous, reliable high-amperage power in multi phases. Typical locations where these products are used include oil and gas rigs as well as heavy industrial applications. Rhino-Hide® devices can be installed on both existing silicon-controlled rectifiers (SCRs) and generator stations or on new oil and gas rig construction. These devices are used by SCR drive manufacturers and top drive manufacturers to distribute power from the SCR to mud pumps and top drives.

Temporary Power

## Cam-Type Devices

### Features and Benefits

#### Cam-Type Devices for Commercial and Industrial Use

Rhino-Hide® Single Pole Cam-Type Connectors from Leviton supply temporary electrical power distribution for multiple indoor and outdoor applications.

#### Common Applications

- Motor and generator splices
- Mining and construction sites
- Commercial and navy shipbuilding and repair
- Other temporary power applications

#### Leviton Cam-Type Devices

- Plugs are available in set screw or crimp tube termination, taper nose and ball nose configurations
- Intermateable and compatible with competitive cam-type products — can be retrofitted to existing locations and power distribution systems
- Shatter and crack proof — high durometer thermoplastic vulcanizate (TPV) or Neoprene™ rubber
- Color-coded insulating sleeves provide fast and easy phase identification
- Self compensating for wear — slit in male contact provides spring action for longer usage
- Quick connect/disconnect
- High conductivity — positive, vibration-proof connection provided by cam design
- Wide range of applications — usable with a wide range of cable and amperage ratings
- Meets NEC requirements and is UL Listed and CSA Certified; NEMA 3R-rated for use in outside locations

#### Experience the Difference

Rhino-Hide® Single Pole Cam-Type Connectors are designed for easy assembly and disassembly without special tools. A thermoplastic screw is used to tightly secure the contact inside the insulating sleeve, making assembly, disassembly and field repairs effortless. The plugs use plastic locking and reinforcement rings molded into insulating sleeves and receptacles, ensuring the integrity of the connection. Under severe stress and load conditions, these rings will not melt, break or crack.

### Single Pole Group



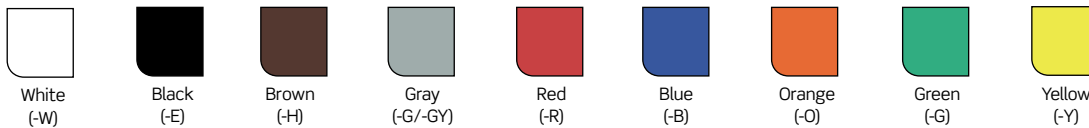
## RHINO-HIDE® SINGLE POLE | Cam-Type Connectors

### Cam-Type Plugs

#### Sample Cam-Type Components



**Color Choices** Rhino-Hide® Cam-Type devices are offered in a wide range of colors. To order colors, add suffix to Cat. No.



#### Cam-Type Plugs

Connector Type	Component	Description	Standards and Certifications (NEMA, UL, CSA)
15, 16, 18 Series Plugs	Sleeve*	Thermoplastic Vulcanizate (TPV)	See individual pages throughout this section for specific Standards and Certifications information
	Contact	Brass	
	Strain Relief	Copper Wire	
17, 19, 22/23 Series Plugs	Sleeve**	Neoprene™	See individual pages throughout this section for specific Standards and Certifications information
	Contact	Brass	
	Strain Relief	Copper Wire	

\*"V" Series Neoprene™.

\*\*22L22-S and 22L25-S Series: TPV

## 15 Series

### Taper Nose, Cam-Type Plugs

#### 150A, 600V AC/DC Max — NEMA 3R Rated for Outdoor Use

The 15 Series Taper Nose mini-cam plugs, receptacles and connectors are tough and reliable. Primary applications include carnivals and theme parks, as well as the entertainment industry.

#### 15 Series Cam-Type Plugs (up to 150A, 600V) — UL/CSA 1691 Listed

15 Series, Taper Nose — Cam-Type Plugs			
		Male Plug	Female Plug
Description	Color	Cat. No.	Cat. No.
<b>Single Set Screw Termination</b>	White	15D21-UW	15D22-UW
Cable Size: #8 - #2	Black	15D21-UE	15D22-UE
Max Ampacity: 150A	Brown	15D21-UH	15D22-UH
Voltage: 600V AC/DC	Red	15D21-UR	15D22-UR
	Blue	15D21-UB	15D22-UB
	Orange	15D21-UO	15D22-UO
	Green	15D21-UG	15D22-UG
	Yellow	15D21-UY	15D22-UY
Replacement Contacts	—	15D21-UC	15D22-UC
<b>Crimp Tube Termination</b>	White	15D23-UW	15D24-UW
Cable Size: #8 - #4	Black	15D23-UE	15D24-UE
Max Ampacity: 140A	Brown	15D23-UH	15D24-UH
Voltage: 600V AC/DC	Red	15D23-UR	15D24-UR
	Blue	15D23-UB	15D24-UB
	Orange	15D23-UO	15D24-UO
	Green	15D23-UG	15D24-UG
	Yellow	15D23-UY	15D24-UY
Replacement Contacts	—	15D23-UC	15D24-UC



15D22-UG



15D23-UW



15D24-UG

15 Series — Replacement Sleeves			
		Male	Female
Description	Color	Cat. No.	Cat. No.
Sleeves	White	15SDM-1UW	15SDF-1UW
	Black	15SDM-1UE	15SDF-1UE
	Brown	15SDM-1UH	15SDF-1UH
	Red	15SDM-1UR	15SDF-1UR
	Blue	15SDM-1UB	15SDF-1UB
	Orange	15SDM-1UO	15SDF-1UO
	Green	15SDM-1UG	15SDF-1UG
	Yellow	15SDM-1UY	15SDF-1UY

Note: Contact factory for availability



#### Related Products

To accommodate everyday use Leviton offers a variety of 15 Series accessories. See page J-24 for more information.

## RHINO-HIDE® SINGLE POLE | 15 Series | Receptacles

### 15 Series Cam-Type Panel Mount Receptacles (150A, 600V) — UL/CSA 1691 Listed

#### 15 Series, Taper Nose — Panel Mount Receptacle

		Male	Female	Male/Female
Description	Color	Cat. No.	Cat. No.	Cat. No.
<b>.5" Threaded Stud Termination</b> Cable Size: #8 - #2 Max Ampacity: 150A Voltage: 600V AC/DC	White	15R21-UW	15R22-UW	—
	Black	15R21-UE	15R22-UE	—
	Brown	15R21-UH	15R22-UH	—
	Red	15R21-UR	15R22-UR	—
	Blue	15R21-UB	15R22-UB	—
	Orange	15R21-UO	15R22-UO	—
	Green	15R21-UG	15R22-UG	—
	Yellow	15R21-UY	15R22-UY	—
	<b>.75" Threaded Stud Termination</b> Cable Size: #8 - #2 Max Ampacity: 150A Voltage: 600V AC/DC	White	15R21-1UW	15R22-1UW
Black		15R21-1UE	15R22-1UE	—
Brown		15R21-1UH	15R22-1UH	—
Red		15R21-1UR	15R22-1UR	—
Blue		15R21-1UB	15R22-1UB	—
Orange		15R21-1UO	15R22-1UO	—
Green		15R21-1UG	15R22-1UG	—
Yellow		15R21-1UY	15R22-1UY	—
<b>Enclosure</b> Cable Size: #8 - #2 Max Ampacity: 150A Voltage: 600V AC/DC		White	—	—
	Black	—	—	15S31-UE
	Brown	—	—	15S31-UH
	Red	—	—	15S31-UR
	Blue	—	—	15S31-UB
	Orange	—	—	15S31-UO
	Green	—	—	15S31-UG
Yellow	—	—	15S31-UY	



15R21-UR



15S31-UR

Note: Contact factory for availability

### Ampacity Table

#### Ampacity Ratings

Cable Size	Ampacity
#8	80
#6	105
#4	190
#2	916

Excerpted from NEC Article 400, Table 400.5(A)(2), 90° column



#### Related Products

To accommodate everyday use Leviton offers a variety of 15 Series accessories. See page J-24 for more information.



## 16 Series

### Taper Nose, Cam-Type Plugs

#### 400A, 600V AC/DC Max — NEMA 3R Rated for Outdoor Use

The 16 Series Taper Nose products are the connectors of choice for concerts, sound stages, movie-making, television production, sporting events and conventions.

#### 16 Series Cam-Type Plugs (up to 190A, 600V) — UL/CSA 1691 Listed

16 Series, Taper Nose — Cam-Type Plugs			
		Male Plug	Female Plug
Description	Color	Cat. No.	Cat. No.
<b>Double Set Screw Termination</b> Cable Size: #6 - #2 Max Ampacity: 190A Voltage: 600V AC/DC	White	16D44-UW	16D45-UW
	Black	16D44-UE	16D45-UE
	Brown	16D44-UH	16D45-UH
	Red	16D44-UR	16D45-UR
	Blue	16D44-UB	16D45-UB
	Orange	16D44-UO	16D45-UO
	Green	16D44-UG	16D45-UG
	Yellow	16D44-UY	16D45-UY
<b>Crimp Tube Termination</b> Cable Size: #2 - #1 Max Ampacity: 220A Voltage: 600V AC/DC	White	16D25-UW	16D34-UW
	Black	16D25-UE	16D34-UE
	Brown	16D25-UH	16D34-UH
	Red	16D25-UR	16D34-UR
	Blue	16D25-UB	16D34-UB
	Orange	16D25-UO	16D34-UO
	Green	16D25-UG	16D34-UG
	Yellow	16D25-UY	16D34-UY
<b>Single Set Screw Termination</b> Cable Size: #2 - 2/0 Max Ampacity: 300A Voltage: 600V AC/DC	White	16D21-UW	16D29-UW
	Black	16D21-UE	16D29-UE
	Brown	16D21-UH	16D29-UH
	Red	16D21-UR	16D29-UR
	Blue	16D21-UB	16D29-UB
	Orange	16D21-UO	16D29-UO
	Green	16D21-UG	16D29-UG
	Yellow	16D21-UY	16D29-UY
<b>Double Set Screw Termination</b> Cable Size: #2 - 2/0 Max Ampacity: 300A Voltage: 600V AC/DC	White	16D22-UW	16D31-UW
	Black	16D22-UE	16D31-UE
	Brown	16D22-UH	16D31-UH
	Red	16D22-UR	16D31-UR
	Blue	16D22-UB	16D31-UB
	Orange	16D22-UO	16D31-UO
	Green	16D22-UG	16D31-UG
	Yellow	16D22-UY	16D31-UY
Replacement Contacts	—	16D22-UC	16D31-UC
<b>Crimp Tube Termination</b> Cable Size: 1/0 - 2/0 Max Ampacity: 300A Voltage: 600V AC/DC	White	16D26-UW	16D35-UW
	Black	16D26-UE	16D35-UE
	Brown	16D26-UH	16D35-UH
	Red	16D26-UR	16D35-UR
	Blue	16D26-UB	16D35-UB
	Orange	16D26-UO	16D35-UO
	Green	16D26-UG	16D35-UG
	Yellow	16D26-UY	16D35-UY

Note: Contact Factory for availability



## RHINO-HIDE® SINGLE POLE | 16 Series | Plugs | Replacement Sleeves

### 16 Series Cam-Type Plugs (up to 400A, 600V) — UL/CSA 1691 Listed

#### 16 Series, Taper Nose — Cam-Type Plugs

		Male Plug	Female Plug
Description	Color	Cat. No.	Cat. No.
<b>Single Set Screw Termination</b>	White	16D23-UW	16D32-UW
Cable Size: 1/0 - 4/0	Black	16D23-UE	16D32-UE
Max Ampacity: 400A	Brown	16D23-UH	16D32-UH
Voltage: 600V AC/DC	Red	16D23-UR	16D32-UR
	Blue	16D23-UB	16D32-UB
	Orange	16D23-UO	16D32-UO
	Green	16D23-UG	16D32-UG
	Yellow	16D23-UY	16D32-UY
<b>Double Set Screw Termination</b>	White	16D24-UW	16D33-UW
Cable Size: 1/0 - 4/0	Black	16D24-UE	16D33-UE
Max Ampacity: 400A	Brown	16D24-UH	16D33-UH
Voltage: 600V AC/DC	Red	16D24-UR	16D33-UR
	Blue	16D24-UB	16D33-UB
	Orange	16D24-UO	16D33-UO
	Green	16D24-UG	16D33-UG
	Yellow	16D24-UY	16D33-UY
Replacement Contacts	—	16D24-UC	16D33-UC
<b>Crimp Tube Termination</b>	White	16D28-UW	16D37-UW
Cable Size: 3/0 - 4/0	Black	16D28-UE	16D37-UE
Max Ampacity: 400A	Brown	16D28-UH	16D37-UH
Voltage: 600V AC/DC	Red	16D28-UR	16D37-UR
	Blue	16D28-UB	16D37-UB
	Orange	16D28-U*	16D37-UO
	Green	16D28-UG	16D37-UG
	Yellow	16D28-UY	16D37-UY



#### 16 Series — Replacement Sleeves (TPV)

		Male Plug	Female Plug
Description	Color	Cat. No.	Cat. No.
<b>For Plugs 1/0 to 4/0</b> Replacement Sleeves	White	16SDM-1UW	16SDF-1UW
	Black	16SDM-1UE	16SDF-1UE
	Brown	16SDM-1UH	16SDF-1UH
	Red	16SDM-1UR	16SDF-1UR
	Blue	16SDM-1UB	16SDF-1UB
	Orange	16SDM-1UO	16SDF-1UO
	Green	16SDM-1UG	16SDF-1UG
	Yellow	16SDM-1UY	16SDF-1UY
<b>For Plugs #2 - 2/0</b> Replacement Sleeves	White	16SDM-2UW	16SDF-2UW
	Black	16SDM-2UE	16SDF-2UE
	Brown	16SDM-2UH	16SDF-2UH
	Red	16SDM-2UR	16SDF-2UR
	Blue	16SDM-2UB	16SDF-2UB
	Orange	16SDM-2UO	16SDF-2UO
	Green	16SDM-2UG	16SDF-2UG
	Yellow	16SDM-2UY	16SDF-2UY

Note: Contact factory for availability



#### Related Products

To accommodate everyday use Leviton offers a variety of 16 Series accessories. See page J-24 for more information.

**RHINO-HIDE® SINGLE POLE** | 16 Series | Plugs | Receptacles

**16 Series Cam-Type Plugs (up to 400A, 600V)**

16 Series, Taper Nose — Cam-Type Plugs			
		Male Plug	Female Plug
Description	Color	Cat. No.	Cat. No.
<b>Crimp Tube Termination</b> Cable Size: 1/0 - 2/0 Max Ampacity: 300A Voltage: 600V Neoprene™ Sleeve	White	16V22-W	16V26-W
	Black	16V22-E	16V26-E
	Brown	16V22-H	16V26-H
	Red	16V22-R	16V26-R
	Blue	16V22-B	16V26-B
	Orange	16V22-O	16V26-O
	Green	16V22-G	16V26-G
	Yellow	16V22-Y	16V26-Y
	<b>Crimp Tube Termination</b> Cable Size: 3/0 - 4/0 Max Ampacity: 400A Voltage: 600V Neoprene™ Sleeve	White	16V24-W
Black		16V24-E	16V28-E
Brown		16V24-H	16V28-H
Red		16V24-R	16V28-R
Blue		16V24-B	16V28-B
Orange		16V24-O	16V28-O
Green		16V24-G	16V28-G
Yellow		16V24-Y	16V28-Y
<b>Double Set Screw Termination</b>		White	16D40-U
Cable Size: 1/0 - 4/0 Max Ampacity: 400A Voltage: 600V AC/DC Flame Retardant			





**Taper Nose, Panel Mount Receptacles**

**400A, 600V AC/DC Max — NEMA 3R Rated for Outdoor Use**

Leviton's single pole panel receptacles are designed to provide superior service and durability, even under the most severe operating conditions. Featuring solid brass contacts and Santoprene™ TPV insulators, these devices are ideal for use in equipment associated with concerts, sound stages, movie-making, television production and many other power distribution applications. Our unique 45° angle version is perfect for applications where cables protruding 90° from the panel are impractical. These Leviton 16 Series single pole panel receptacles and accessories are UL/CSA Listed and are completely interoperable and interchangeable with competitive cam-type plugs and receptacles.

**16 Series Panel Mount Receptacles (400A, 600V) — UL/CSA 1691 Listed**

16 Series, Taper Nose — Panel Mount Receptacle  			
		Male 90°	Female 90°
Description	Color	Cat. No.	Cat. No.
<b>Double Set Screw Termination</b> Cable Size: 1/0 - 4/0 Max Ampacity: 400A Voltage: 600V AC/DC	White	16R21-UW	16R22-UW
	Black	16R21-UE	16R22-UE
	Brown	16R21-UH	16R22-UH
	Red	16R21-UR	16R22-UR
	Blue	16R21-UB	16R22-UB
	Orange	16R21-UO	16R22-UO
	Green	16R21-UG	16R22-UG
	Yellow	16R21-UY	16R22-UY



Note: Contact factory for availability

Continued on next page

## RHINO-HIDE® SINGLE POLE | 16 Series | Receptacles

Continued from previous page

### 16 Series Panel Mount Receptacles (400A, 600V) — UL/CSA 1691 Listed

#### 16 Series, Taper Nose — Panel Mount Receptacle

		Male 45°	Female 45°
<b>Description</b>	<b>Color</b>	<b>Cat. No.</b>	<b>Cat. No.</b>
<b>Double Set Screw Termination</b>	White	16R27-UW	16R28-UW
Cable Size: 1/0 - 4/0	Black	16R27-UE	16R28-UE
Max Ampacity: 400A	Brown	16R27-UH	16R28-UH
Voltage: 600V AC/DC	Red	16R27-UR	16R28-UR
	Blue	16R27-UB	16R28-UB
	Orange	16R27-UO	16R28-UO
	Green	16R27-UG	16R28-UG
	Yellow	16R27-UY	16R28-UY



16R27-UG



16R28-UR

		Male 90°	Female 90°
<b>Description</b>	<b>Color</b>	<b>Cat. No.</b>	<b>Cat. No.</b>
<b>.75"L Threaded Stud Termination*</b>	White	16R23-UW	16R24-UW
Cable Size: #2 - 4/0	Black	16R23-UE	16R24-UE
Max Ampacity: 400A	Brown	16R23-UH	16R24-UH
Voltage: 600V AC/DC	Red	16R23-UR	16R24-UR
	Blue	16R23-UB	16R24-UB
	Orange	16R23-UO	16R24-UO
	Green	16R23-UG	16R24-UG
	Yellow	16R23-UY	16R24-UY



16R24-UG

With Microswitch			
Description	Color	Cat. No.	
<b>.75"L Threaded Stud Termination*</b>	White	16RSW-UW	—
Cable Size: #2 - 4/0	Black	16RSW-UE	—
Max Ampacity: 400A	Brown	16RSW-UH	—
Voltage: 600V AC/DC	Red	16RSW-UR	—
	Blue	16RSW-UB	—
	Orange	16RSW-UO	—
	Green	16RSW-UG	—
	Yellow	16RSW-UY	—



16R29-UG

		Male 45°	Female 45°
<b>Description</b>	<b>Color</b>	<b>Cat. No.</b>	<b>Cat. No.</b>
<b>.75"L Threaded Stud Termination*</b>	White	16R29-UW	16R30-UW
Cable Size: #2 - 4/0	Black	16R29-UE	16R30-UE
Max Ampacity: 400A	Brown	16R29-UH	16R30-UH
Voltage: 600V AC/DC	Red	16R29-UR	16R30-UR
	Blue	16R29-UB	16R30-UB
	Orange	16R29-UO	16R30-UO
	Green	16R29-UG	16R30-UG
	Yellow	16R29-UY	16R30-UY

Note: Contact factory for availability.

\*Threaded stud termination type receptacles are available with custom stud lengths, from .75"L to 3.00"L.

Please contact your local sales representative for ordering information and availability



#### Related Products

To accommodate everyday use Leviton offers a variety of 16 Series accessories.

**See page J-24 for more information.**

Temporary Power

**16 Series Panel Mount Receptacles (400A, 600V) — UL/CSA 1691 Listed**

16 Series, Taper Nose — Panel Mount Receptacle			
Description		Male 90°	Female 90°
	Color	Cat. No.	Cat. No.
<b>1.125"L Threaded Stud Termination*</b> Cable Size: #2 - 4/0 Max Ampacity: 400A Voltage: 600V AC/DC	White	16R23-1UW	16R24-1UW
	Black	16R23-1UE	16R24-1UE
	Brown	16R23-1UH	16R24-1UH
	Red	16R23-1UR	16R24-1UR
	Blue	16R23-1UB	16R24-1UB
	Orange	16R23-1UO	16R24-1UO
	Green	16R23-1UG	16R24-1UG
	Yellow	16R23-1UY	16R24-1UY
			Male 45° With Self-Clinching Nut
Description	Color	Cat. No.	Cat. No.
<b>1.125"L Threaded Stud Termination*</b> Cable Size: #2 - 4/0 Max Ampacity: 400A Voltage: 600V AC/DC	White	16A25-1UW	16A26-1UW
	Black	16A25-1UE	16A26-1UE
	Brown	16A25-1UH	16A26-1UH
	Red	16A25-1UR	16A26-1UR
	Blue	16A25-1UB	16A26-1UB
	Orange	16A25-1UO	16A26-1UO
	Green	16A25-1UG	16A26-1UG
	Yellow	16A25-1UY	16A26-1UY
			Male 90°
Description	Color	Cat. No.	Cat. No.
<b>Half Round w/Tapped Hole</b> Cable Size: #2 - 4/0 Max Ampacity: 400A Voltage: 600V AC/DC	White	16R19-UW	16R20-UW
	Black	16R19-UE	16R20-UE
	Brown	16R19-UH	16R20-UH
	Red	16R19-UR	16R20-UR
	Blue	16R19-UB	16R20-UB
	Orange	16R19-UO	16R20-UO
	Green	16R19-UG	16R20-UG
	Yellow	16R19-UY	16R20-UY

Note: Contact factory for availability.

\*Threaded stud termination type receptacles are available with custom stud lengths, from .75"L to 3.00"L. Please contact your local sales representative for ordering information and availability



16R19-UE



16F21-UB

**16 Series Female Terminal Connectors (400A, 600V)**

16 Series, Taper Nose — Female Connectors			
		Angle	Offset
Description	Color	Cat. No.	Cat. No.
<b>Bus Bar Mount</b> Cable Size: #2 - 4/0 Max Ampacity: 400A Voltage: 600V AC/DC	White	16F21-UW	16F22-UW
	Black	16F21-UE	16F22-UE
	Brown	16F21-UH	16F22-UH
	Red	16F21-UR	16F22-UR
	Blue	16F21-UB	16F22-UB
	Orange	16F21-UO	16F22-UO
	Green	16F21-UG	16F22-UG
	Yellow	16F21-UY	16F22-UY

Note: Contact factory for availability



16F21-UB



16F22-UE



## RHINO-HIDE® SINGLE POLE | 16 Series | Plugs | Covers and Caps

### 16 Series Protective Covers and Caps

16 Series — Covers				
		Male/Female	Male	Female
Description	Color	Cat. No.	Cat. No.	Cat. No.
<b>NEMA 3R Enclosure</b>	White	16S31-UW	—	—
	Black	16S31-UE	—	—
	Brown	16S31-UH	—	—
	Red	16S31-UR	—	—
	Blue	16S31-UB	—	—
	Orange	16S31-UO	—	—
	Green	16S31-UG	—	—
	Yellow	16S31-UY	—	—



16S31-UR



16P22-UE

16 Series — Caps				
		Male/Female	Male	Female
Description	Color	Cat. No.	Cat. No.	Cat. No.
<b>Caps</b>	White	—	16P21-UW	16P22-UW
	Black	—	16P21-UE	16P22-UE
	Brown	—	16P21-UH	16P22-UH
	Red	—	16P21-UR	16P22-UR
	Blue	—	16P21-UB	16P22-UB
	Orange	—	16S21-UO	16P22-UO
	Green	—	16S21-UG	16P22-UG
	Yellow	—	16S21-UY	16P22-UY

Note: Contact factory for availability

### Taper Nose Adapters

#### 400A, 600V AC/DC Max — NEMA 3R Rated for Outdoor Use

Leviton's 16 Series single pole cam-type device line has been expanded to include a variety of assembled adapters. These cable assemblies, or "soft adapters", feature the most common adapter configurations. The entire line of Leviton 16 Series single pole cam-type adapter cable assemblies are UL/CSA Listed and completely interoperable and interchangeable with competitive cam-type plugs and receptacles.

### 16 Series Cam-Type Adapters (400A, 600V) — UL/CSA 1691 Listed

16 Series, Taper Nose — Cam-Type Adapters				
Description		Paralleling Tee F-M-M	Tapping Tee F-M-M	
	Color	Cat. No.	Cat. No.	
Max Ampacity: 400A	White	16A21-UW	16A22-UW	
Voltage: 600V AC/DC	Black	16A21-UE	16A22-UE	
	Brown	16A21-UH	16A22-UH	
	Red	16A21-UR	16A22-UR	
	Blue	16A21-UB	16A22-UB	
	Orange	16A21-UO	16A22-UO	
	Green	16A21-UG	16A22-UG	
	Yellow	16A21-UY	16A22-UY	



16A21-UG

Note: Contact factory for availability



#### Related Products

To accommodate everyday use Leviton offers a variety of 16 Series accessories. **See page J-24 for more information.**

**RHINO-HIDE® SINGLE POLE** | 16 Series | Adapters

**16 Series Cam-Type Adapters (400A, 600V) — UL/CSA 1691 Listed**

16 Series, Taper Nose — Cam-Type Adapters					
		3-Fer M-F-F-F	Reverse 3-Fer F-M-M-M	Double Male	Double Female
Description	Color	Cat. No.	Cat. No.	Cat. No.	Cat. No.
Max Ampacity: 400A Voltage: 600V AC/DC	White	16A23-UW	16A26-UW	16A25-UW	16A24-UW
	Black	16A23-UE	16A26-UE	16A25-UE	16A24-UE
	Brown	16A23-UH	16A26-UH	16A25-UH	16A24-UH
	Red	16A23-UR	16A26-UR	16A25-UR	16A24-UR
	Blue	16A23-UB	16A26-UB	16A25-UB	16A24-UB
	Orange	16A23-UO	16A26-UO	16A25-UO	16A24-UO
	Green	16A23-UG	16A26-UG	16A25-UG	16A24-UG
	Yellow	16A23-UY	16A26-UY	16A25-UY	16A24-UY
		Paralleling Tee F-M-M	Tapping Tee F-M-M	3-Fer M-F-F-F	Reverse 3-Fer F-M-M-M
Description	Color	Cat. No.	Cat. No.	Cat. No.	Cat. No.
Assembled Adapters Cable Size: 4/0 Max Ampacity: 400A Voltage: 600V AC/DC	White	16A31-UW	16A32-UW	16A33-UW	16A36-UW
	Black	16A31-UE	16A32-UE	16A33-UE	16A36-UE
	Red	16A31-UR	16A32-UR	16A33-UR	16A36-UR
	Blue	16A31-UB	16A32-UB	16A33-UB	16A36-UB
	Green	16A31-UG	16A32-UG	16A33-UG	16A36-UG

Note: Contact factory for availability



16A23-UE



16A24-UB



Cable Assemblies

**Ampacity Table**

Ampacity Ratings	
Cable Size	Ampacity
#6	105
#4	140
#2	190
#1	220
1/0	260
2/0	300
3/0	350
4/0	405

Excerpted from NEC Article 400, Table 400.5(A)(2), 90° column

## RHINO-HIDE® SINGLE POLE | 18 Series | Plugs



### 18 Series

#### Ball Nose, Cam-Type Plugs

400A, 600V AC/DC Max — NEMA 3R Rated for Outdoor Use

The 18 Series ball nose plugs, receptacles and connectors are used by the broadcast industry in Canada, as well as the welding industry in the United States.

#### 18 Series Cam-Type Plugs (up to 190A, 600V) — UL/CSA 1691 Listed

18 Series, Ball Nose — Cam-Type Plugs  			
Description		Male Plug	Female Plug
	Color	Cat. No.	Cat. No.
<b>Single Set Screw Termination</b>	White	18D21-UW	18D29-UW
Cable Size: #2 - 2/0	Black	18D21-UE	18D29-UE
Max Ampacity: 300A	Brown	18D21-UH	18D29-UH
Voltage: 600V AC/DC	Red	18D21-UR	18D29-UR
	Blue	18D21-UB	18D29-UB
	Orange	18D21-UO	18D29-UO
	Green	18D21-UG	18D29-UG
	Yellow	18D21-UY	18D29-UY
<b>Double Set Screw Termination</b>	White	18D22-UW	18D31-UW
Cable Size: #2 - 2/0	Black	18D22-UE	18D31-UE
Max Ampacity: 300A	Brown	18D22-UH	18D31-UH
Voltage: 600V AC/DC	Red	18D22-UR	18D31-UR
	Blue	18D22-UB	18D31-UB
	Orange	18D22-UO	18D31-UO
	Green	18D22-UG	18D31-UG
	Yellow	18D22-UY	18D31-UY
<b>Single Set Screw Termination</b>	White	18D23-UW	18D32-UW
Cable Size: 1/0 - 4/0	Black	18D23-UE	18D32-UE
Max Ampacity: 400A	Brown	18D23-UH	18D32-UH
Voltage: 600V AC/DC	Red	18D23-UR	18D32-UR
	Blue	18D23-UB	18D32-UB
	Orange	18D23-UO	18D32-UO
	Green	18D23-UG	18D32-UG
	Yellow	18D23-UY	18D32-UY
<b>Double Set Screw Termination</b>	White	18D24-UW	18D33-UW
Cable Size: 1/0 - 4/0	Black	18D24-UE	18D33-UE
Max Ampacity: 400A	Brown	18D24-UH	18D33-UH
Voltage: 600V AC/DC	Red	18D24-UR	18D33-UR
	Blue	18D24-UB	18D33-UB
	Orange	18D24-UO	18D33-UO
	Green	18D24-UG	18D33-UG
	Yellow	18D24-UY	18D33-UY

Note: Contact factory for availability



#### Related Products

To accommodate everyday use Leviton offers a variety of 18 Series accessories. See page J-24 for more information.



**RHINO-HIDE® SINGLE POLE** | 18 Series | Receptacles | Plugs | Caps

**18 Series Panel Mount Receptacles (400A, 600V) — UL/CSA 1691 Listed**

18 Series, Ball Nose — Panel Mount Receptacles			
		Male Plug	Female Plug
Description	Color	Cat. No.	Cat. No.
<b>.75”L Threaded Stud Termination</b> Cable Size: #2 - 4/0 Max Ampacity: 400A Voltage: 600V AC/DC	White	18R21-UW	18R22-UW
	Black	18R21-UE	18R22-UE
	Brown	18R21-UH	18R22-UH
	Red	18R21-UR	18R22-UR
	Blue	18R21-UB	18R22-UB
	Orange	18R21-UO	18R22-UO
	Green	18R21-UG	18R22-UG
	Yellow	18R21-UY	18R22-UY
<b>Double Set Screw Termination</b> Cable Size: 1/0 - 4/0 Max Ampacity: 400A Voltage: 600V AC/DC	White	18R23-UW	18R24-UW
	Black	18R23-UE	18R24-UE
	Brown	18R23-UH	18R24-UH
	Red	18R23-UR	18R24-UR
	Blue	18R23-UB	18R24-UB
	Orange	18R23-UO	18R24-UO
	Green	18R23-UG	18R24-UG
	Yellow	18R23-UY	18R24-UY

Note: Contact factory for availability



18R22-UG

**18 Series Female Terminal Connectors (400A, 600V)**

18 Series, Ball Nose — Female Connectors			
		Angle	Offset
Description	Color	Cat. No.	Cat. No.
<b>Bus Bar Mount</b> Cable Size: #2 - 4/0 Max Ampacity: 400A Voltage: 600V AC/DC	White	18F21-UW	18F22-UW
	Black	18F21-UE	18F22-UE
	Brown	18F21-UH	18F22-UH
	Red	18F21-UR	18F22-UR
	Blue	18F21-UB	18F22-UB
	Orange	18F21-UO	18F22-UO
	Green	18F21-UG	18F22-UG
	Yellow	18F21-UY	18F22-UY

Note: Contact factory for availability



18F21-UE



18P22-UE

**18 Series Protective Caps**

18 Series — Caps			
		Male	Female
Description	Color	Cat. No.	Cat. No.
<b>Caps</b>	White	18P21-UW	18P22-UW
	Black	18P21-UE	18P22-UE
	Brown	18P21-UH	18P22-UH
	Red	18P21-UR	18P22-UR
	Blue	18P21-UB	18P22-UB
	Orange	18P21-UO	18P22-UO
	Green	18P21-UG	18P22-UG
	Yellow	18P21-UY	18P22-UY

Note: Contact factory for availability

Temporary Power

## RHINO-HIDE® SINGLE POLE | 18 Series | Adapters

### 18 Series Cam-Type Adapters (400A, 600V) — UL/CSA 1691 Listed

#### 18 Series, Ball Nose — Cam-Type Adapters

		Paralleling Tee F-M-M	Tapping Tee F-M-M
Description	Color	Cat. No.	Cat. No.
Max Ampacity: 400A	White	18A21-UW	18A22-UW
Voltage: 600V AC/DC	Black	18A21-UE	18A22-UE
	Brown	18A21-UH	18A22-UH
	Red	18A21-UR	18A22-UR
	Blue	18A21-UB	18A22-UB
	Orange	18A21-UO	18A22-UO
	Green	18A21-UG	18A22-UG
	Yellow	18A21-UY	18A22-UY



18A22-UE

		3-Fer F-M-M	Double Male	Double Female
Description	Color	Cat. No.	Cat. No.	
Max Ampacity: 400A	White	18A23-UW	18A25-UW	18A24-UW
Voltage: 600V AC/DC	Black	18A23-UE	18A25-UE	18A24-UE
	Brown	18A23-UH	18A25-UH	18A24-UH
	Red	18A23-UR	18A25-UR	18A24-UR
	Blue	18A23-UB	18A25-UB	18A24-UB
	Orange	18A23-UO	18A25-UO	18A24-UO
	Green	18A23-UG	18A25-UG	18A24-UG
	Yellow	18A23-UY	18A25-UY	18A24-UY



18A23-UE



18A25-UE

Note: Contact factory for availability

### Ampacity Table

Ampacity Ratings	
Cable Size	Ampacity
#2	190
1/0	260
2/0	300
4/0	405

Excerpted from NEC Article 400, Table 400.5(A)(2), 90° column



#### Related Products

To accommodate everyday use Leviton offers a variety of 18 Series accessories. See page J-24 for more information.

## 17 Series

### Taper Nose, Cam-Type Plugs

#### 690A, 600V AC/DC Max — NEMA 3R Rated for Outdoor Use

The 17 Series Taper Nose connectors withstand grueling, heavy-duty industrial use. Applications include generator test stations, water purification plants, electro-chemical machining equipment and other general industrial uses.

#### 17 Series Cam-Type Plugs (up to 690A, 600V)

17 Series, Taper Nose — Cam-Type Plugs			
		Male Plug	Female Plug
Description	Color	Cat. No.	Cat. No.
<b>Double Set Screw Termination</b> Cable Size: 350-500MCM Max Ampacity: 690A Voltage: 600V Neoprene™ Sleeve Detachable	White	17D22-W	17D24-W
	Black	17D22-E	17D24-E
	Brown	17D22-H	17D24-H
	Red	17D22-R	17D24-R
	Blue	17D22-B	17D24-B
	Orange	17D22-O	17D24-O
	Green	17D22-G	17D24-G
	Yellow	17D22-Y	17D24-Y
	<b>Crimp Tube Termination</b> Cable Size: 500-750MCM Max Ampacity: 690A Voltage: 600V Neoprene™ Sleeve Detachable	White	17V23-W
Black		17V23-E	17V26-E
Brown		17V23-H	17V26-H
Red		17V23-R	17V26-R
Blue		17V23-B	17V26-B
Orange		17V23-O	17V26-O
Green		17V23-G	17V26-G
Yellow		17V23-Y	17V26-Y

Note: Contact factory for availability



17D22-UH



17D24-UR



17V23-UE

#### 17 Series Panel Mount Receptacles (690A, 600V)

17 Series, Taper Nose — Panel Mount Receptacle					
		Male 90°	Female 90°	Male 30°	Female 30°
Description	Color	Cat. No.	Cat. No.	Cat. No.	Cat. No.
<b>Threaded Stud Termination</b> Cable Size: 250-750MCM Max Ampacity: 690A Voltage: 600V	White	17R21-W	17R22-W	17R23-W	17R24-W
	Black	17R21-E	17R22-E	17R23-E	17R24-E
	Brown	17R21-H	17R22-H	17R23-H	17R24-H
	Red	17R21-R	17R22-R	17R23-R	17R24-R
	Blue	17R21-B	17R22-B	17R23-B	17R24-B
	Orange	17R21-O	17R22-O	17R23-O	17R24-O
	Green	17R21-G	17R22-G	17R23-G	17R24-G
	Yellow	17R21-Y	17R22-Y	17R23-Y	17R24-Y

Note: Contact factory for availability



17R21-W





#### Related Products

To accommodate everyday use Leviton offers a variety of 17 Series accessories. See page J-24 for more information.

## RHINO-HIDE® SINGLE POLE | 17 Series | Covers and Caps

### 17 Series Protective Covers and Caps

17 Series — Covers  				
		Male/Female	Male	Female
Description	Color	Cat. No.	Cat. No.	Cat. No.
<b>NEMA 3R Enclosure</b>	White	17S31-W	—	—
	Black	17S31-E	—	—
	Brown	17S31-H	—	—
	Red	17S31-R	—	—
	Blue	17S31-B	—	—
	Orange	17S31-O	—	—
	Green	17S31-G	—	—
	Yellow	17S31-Y	—	—

17 Series — Caps				
		Male/Female	Male	Female
Description	Color	Cat. No.	Cat. No.	Cat. No.
<b>Caps</b>	White	—	17P21-W	17P22-W
	Black	—	17P21-E	17P22-E
	Brown	—	17P21-H	17P22-H
	Red	—	17P21-R	17P22-R
	Blue	—	17P21-B	17P22-B
	Orange	—	17P21-O	17P22-O
	Green	—	17P21-G	17P22-G
	Yellow	—	17P21-Y	17P22-Y



17S31-U



17P21-O

Note: Contact factory for availability

### Ampacity Table

Ampacity Ratings	
Cable Size	Ampacity
250	455
350	570
500	700
750	885

Excerpted from NEC Article 400, Table 400.5(A)(2), 90° column



#### Related Products

To accommodate everyday use Leviton offers a variety of 17 Series accessories. See page J-24 for more information.

**RHINO-HIDE® SINGLE POLE** | 19 Series | Plugs | Receptacles | Caps

## 19 Series

### Ball Nose, Cam-Type Plugs

690A, 600V AC/DC Max — NEMA 3R Rated for Outdoor Use

The 19 Series Ball Nose connectors are rated up to 690 Amps and are designed for heavy-duty industrial applications.

#### 19 Series Cam-Type Plugs (up to 690A, 600V)

19 Series, Ball Nose — Cam-Type Plugs			
		Male Plug	Female Plug
Description	Color	Cat. No.	Cat. No.
<b>Double Set Screw Termination</b>	White	19D22-W	19D24-W
Cable Size: 350-500MCM	Black	19D22-E	19D24-E
Max Ampacity: 690A	Brown	19D22-H	19D24-H
Voltage: 600V	Red	19D22-R	19D24-R
	Blue	19D22-B	19D24-B
	Orange	19D22-O	19D24-O
	Green	19D22-G	19D24-G
	Yellow	19D22-Y	19D24-Y

Note: Contact factory for availability



19D22-G



19D24-B



19P21-E

#### 19 Series Panel Mount Receptacles (690A, 600V)

19 Series, Ball Nose — Panel Mount Receptacles			
		Male 90°	Female 90°
Description	Color	Cat. No.	Cat. No.
<b>1.00" L Threaded Stud Termination</b>	White	19R21-W	19R22-W
Cable Size: 250-750MCM	Black	19R21-E	19R22-E
Max Ampacity: 690A	Brown	19R21-H	19R22-H
Voltage: 600V	Red	19R21-R	19R22-R
	Blue	19R21-B	19R22-B
	Orange	19R21-O	19R22-O
	Green	19R21-G	19R22-G
	Yellow	19R21-Y	19R22-Y

Note: Contact factory for availability

#### 19 Series Protective Caps

19 Series — Caps			
		Male	Female
Description	Color	Cat. No.	Cat. No.
<b>Caps</b>	White	19P21-W	19P22-W
	Black	19P21-E	19P22-E
	Brown	19P21-H	19P22-H
	Red	19P21-R	19P22-R
	Blue	19P21-B	19P22-B
	Orange	19P21-O	19P22-O
	Green	19P21-G	19P22-G
	Yellow	19P21-Y	19P22-Y

Note: Contact factory for availability

#### Ampacity Table

Ampacity Ratings	
Cable Size	Ampacity
250	455
350	570
500	700
750	885



#### Related Products

To accommodate everyday use Leviton offers a variety of 19 Series accessories. See page J-24 for more information.

## RHINO-HIDE® SINGLE POLE | 22 Series | Plugs

### 22 Series

#### Latching Ball Nose, Cam-Type Plugs

690A, 600V AC/DC Max

Leviton's cam-type positive latching connectors and receptacles are the standard used by Navy bases and shipyards in supplying 3-phase power to ships at dockside. Our latching connector series has been tested to meet Navy specs. These heavy duty, completely insulated connectors are vibration resistant so they will not loosen — ensuring high conductivity and maximum efficiency. Contacts can be retrofitted to existing locations and power distribution systems.

#### 22 Series Cam-Type Plugs (up to 690A, 600V)

##### 22 Series, Latching Ball Nose — Cam-Type Plugs

		Male Plug	Female Plug
Description	Color	Cat. No.	Cat. No.
<b>Crimp Tube Termination</b> Cable Size: 250-350MCM Max Ampacity: 570A Voltage: 600V Neoprene™ Sleeve	White	22L21-W	22L24-W
	Black	22L21-E	22L24-E
	Brown	22L21-H	22L24-H
	Red	22L21-R	22L24-R
	Blue	22L21-B	22L24-B
	Orange	22L21-O	22L24-O
	Green	22L21-G	22L24-G
	Yellow	22L21-Y	22L24-Y
	<b>Crimp Tube Termination</b> Cable Size: 350-500MCM Max Ampacity: 690A Voltage: 600V Neoprene™ Sleeve	White	22L22-W
Black		22L22-E	22L25-E
Brown		22L22-H	22L25-H
Red		22L22-R	22L25-R
Blue		22L22-B	22L25-B
Orange		22L22-O	22L25-O
Green		22L22-G	22L25-G
Yellow		22L22-Y	22L25-Y
<b>Crimp Tube Termination</b> Cable Size: 350-500MCM Max Ampacity: 690A Voltage: 600V TPV Sleeve		White	22L22-SW
	Black	22L22-SE	22L25-SE
	Brown	22L22-SH	22L25-SH
	Red	22L22-SR	22L25-SR
	Blue	22L22-SB	22L25-SB
	Orange	22L22-SO	22L25-SO
	Green	22L22-SG	22L25-SG
	Yellow	22L22-SY	22L25-SY
	<b>Crimp Tube Termination</b> Cable Size: 500-750MCM Max Ampacity: 690A Voltage: 600V Neoprene™ Sleeve	White	22L23-W
Black		22L23-E	22L26-E
Brown		22L23-H	22L26-H
Red		22L23-R	22L26-R
Blue		22L23-B	22L26-B
Orange		22L23-O	22L26-O
Green		22L23-G	22L26-G
Yellow		22L23-Y	22L26-Y



22L21-R



22L25-E



22L25-SR



22L23-E

Note: Contact factory for availability



#### Related Products

To accommodate everyday use Leviton offers a variety of 22 Series accessories. See page J-24 for more information.

**RHINO-HIDE® SINGLE POLE** | 22 Series | Receptacles | Caps

**22 Series Panel Mount Receptacles (690A, 600V)**



22 Series, Latching Ball Nose — Panel Mount Receptacles					
		Male 90°	Female 90°	Male 30°	Female 30°
<b>Description</b>	<b>Color</b>	<b>Cat. No.</b>	<b>Cat. No.</b>	<b>Cat. No.</b>	<b>Cat. No.</b>
<b>1.00”L Threaded Stud Termination</b>	White	22R21-W	22R22-W	22R23-W	22R24-W
Cable Size: 250-750MCM	Black	22R21-E	22R22-E	22R23-E	22R24-E
Max Ampacity: 690A	Brown	22R21-H	22R22-H	22R23-H	22R24-H
Voltage: 600V	Red	22R21-R	22R22-R	22R23-R	22R24-R
	Blue	22R21-B	22R22-B	22R23-B	22R24-B
	Orange	22R21-O	22R22-O	22R23-O	22R24-O
	Green	22R21-G	22R22-G	22R23-G	22R24-G
	Yellow	22R21-Y	22R22-Y	22R23-Y	22R24-Y

	Female 15°	With Microswitch
<b>Description</b>	<b>Cat. No.</b>	<b>Cat. No.</b>
<b>1.00”L Threaded Stud Termination</b>	White	22R26-W
Cable Size: 250-750MCM	Black	22R26-E
Max Ampacity: 690A	Red	22R26-R
Voltage: 600V		22R28-W
		22R28-E
		22R28-R

Note: Contact factory for availability

**22 Series Protective Caps**

22 Series — Caps  			
		Male	Female
<b>Description</b>	<b>Color</b>	<b>Cat. No.</b>	<b>Cat. No.</b>
<b>Caps</b>	White	22P21-W	22P22-W
	Black	22P21-E	22P22-E
	Brown	22P21-H	22P22-H
	Red	22P21-R	22P22-R
	Blue	22P21-B	22P22-B
	Orange	22P21-O	22P22-O
	Green	22P21-G	22P22-G
	Yellow	22P21-Y	22P22-Y

Note: Contact factory for availability

**Ampacity Table**

Ampacity Ratings	
Cable Size	Ampacity
250	455
350	570
500	700
750	885

Excerpted from NEC Article 400, Table 400.5(A)(2), 90° column



22R24-E



22R26-R  
with protective cap off



22R28-W  
with protective cap off



22R28-W  
micro switch (close-up)



22P21-E



22P22-E

## RHINO-HIDE® SINGLE POLE | 23 Series | Plugs | Receptacles

### 23 Series

#### Latching Taper Nose, Cam-Type Plugs

690A, 600V AC/DC Max

Leviton's cam-type positive latching connectors and receptacles are the standard used by Navy bases and shipyards in supplying 3-phase power to ships at dockside. Our latching connector series has been tested to meet Navy specs. These heavy duty, completely insulated connectors are vibration resistant so they will not loosen — ensuring high conductivity and maximum efficiency. Contacts can be retrofitted to existing locations and power distribution systems.

#### 23 Series Cam-Type Plugs (up to 690A, 600V)

##### 23 Series, Latching Taper Nose — Cam-Type Plugs

		Male Plug	Female Plug
Description	Color	Cat. No.	Cat. No.
<b>Crimp Tube Termination</b>	White	23L22-W	23L25-W
Cable Size: 350-500MCM	Black	23L22-E	23L25-E
Max Ampacity: 690A	Brown	23L22-H	23L25-H
Voltage: 600V	Red	23L22-R	23L25-R
Neoprene™ Sleeve	Blue	23L22-B	23L25-B
	Orange	23L22-O	23L25-O
	Green	23L22-G	23L25-G
	Yellow	23L22-Y	23L25-Y
<b>Crimp Tube Termination</b>	White	23L23-W	23L26-W
Cable Size: 500-750MCM	Black	23L23-E	23L26-E
Max Ampacity: 690A	Brown	23L23-H	23L26-H
Voltage: 600V	Red	23L23-R	23L26-R
Neoprene™ Sleeve	Blue	23L23-B	23L26-B
	Orange	23L23-O	23L26-O
	Green	23L23-G	23L26-G
	Yellow	23L23-Y	23L26-Y

Note: Contact factory for availability



#### 23 Series Panel Mount Receptacles (690A, 600V)

##### 23 Series, Latching Taper Nose — Panel Mount Receptacles

		Male 30°	Female 30°
Description	Color	Cat. No.	Cat. No.
<b>1.00"L Threaded Stud Termination</b>	White	23R23-W	23R24-W
Cable Size: 250-750MCM	Black	23R23-E	23R24-E
Max Ampacity: 690A	Brown	23R23-H	23R24-H
Voltage: 600V	Red	23R23-R	23R24-R
	Blue	23R23-B	23R24-B
	Orange	23R23-O	23R24-O
	Green	23R23-G	23R24-G
	Yellow	23R23-Y	23R24-Y

Note: Contact factory for availability





#### Related Products

To accommodate everyday use Leviton offers a variety of 23 Series accessories. See page J-24 for more information.



### 23 Series Protective Caps

23 Series — Caps  			
		Male	Female
Description	Color	Cat. No.	Cat. No.
<b>Caps</b>	White	23P21-W	23P22-W
	Black	23P21-E	23P22-E
	Brown	23P21-H	23P22-H
	Red	23P21-R	23P22-R
	Blue	23P21-B	23P22-B
	Orange	23P21-O	23P22-O
	Green	23P21-G	23P22-G
	Yellow	23P21-Y	23P22-Y

Note: Contact factory for availability



### Ampacity Table

Ampacity Ratings	
Cable Size	Ampacity
250	455
350	570
500	700
750	885

Excerpted from NEC Article 400, Table 400.5(A)(2), 90° column

## RHINO-HIDE® SINGLE POLE | Tools and Replacement Parts for 15-23 Series

### Assembly Tools & Replacement Parts

#### “Com-A-Long” Assembly Tool 15 Series

Description	Cat. No.
For Female Plug	15CLM-U
For Male Plug	15CLF-U

#### “Com-A-Long” Assembly Tool 16, 18 Series

Description	Cat. No.
For Female Plug	16CLM-U
For Male Plug	16CLF-F

#### Copper Shims (10 Per Package)

Description	Cat. No.
15 Series	A0006
16 Series & 18 Series	A0004

#### Strain Relief Wire (10 Per Package)

Description	Cat. No.
15 Series	A0007
16 Series & 18 Series	A0003

#### “Com-A-Long” Assembly Tool 17, 19, 22, 23 Series

Description	Cat. No.
For Female Plug	17CLM
For Male Plug	17CLF

#### Set Screws (10 Per Package)

Description	Cat. No.
15 Series	A0001
16 Series & 18 Series	A0002

#### Plastic Screws (10 Per Package)

Description	Cat. No.
16 Series & 18 Series	A0010
15 Series	A0011

#### Lubricating Spray

Description	Cat. No.
16 Fluid Ounce Can	C0001

Temporary Power

## 49 Series

Rhino-Hide® 49 Series products are ideal for any number of demanding applications requiring continuous, reliable high-amperage power in multi phases. Typical locations where these products are used include oil and gas rigs as well as heavy industrial applications. Rhino-Hide® devices can be installed on both existing silicon-controlled rectifiers (SCR's) and generator stations or on new oil and gas rig construction. These devices are used by SCR drive manufacturers and top drive manufacturers to distribute power from the SCR to mud pumps and top drives.

### Features and Benefits

- Ideal for replacement, these connectors mate with other manufacturers' high-amperage single pole connectors and receptacles for fast, easy change-out
- UV stable, polyolefin-based Santoprene™ TPV housings resist fading and cracking for longer service life
- Contacts machined from high conductivity copper alloy and silver-plated for corrosion resistance and superior conductivity
- Color-coded, metal, in-line coupler prevents unauthorized separation of connectors
- Male contact silver and gold plated for superior performance
- Color-coded connector housing for quick visual identification of circuit and phase connections

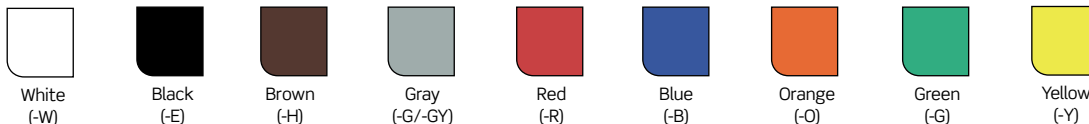
### Male and Female Plugs

#### 49 Series Male and Female

#### 49 Series Coupler



**Color Choices** Rhino-Hide® Cam-Type devices are offered in a wide range of colors. To order colors, add suffix to Cat. No.



## RHINO-HIDE® SINGLE POLE | 49 Series

### Panel Mounted Receptacles

#### 49FR Series

With thermal stability ranging from -60°C to 135°C (-76°F to 275°F) the high-performance TPV bus bar insulator resists cracking for longer service life

Ideal for replacement; receptacles mate with other manufacturers' high-ampere single pole plugs for fast, easy change-out

Receptacles deliver up to 1,135 Amps continuous duty

Captive stainless steel clevis bracket

Cast aluminum powder-coated receptacle housing is color-coded for quick visual identification of circuit and phase connections

Detent pin allows clevis pin to stay secure in either open or closed position

TPV cap prevents contamination when receptacle is not in use

"X" version receptacle housings feature a 45° angle stainless steel clevis pin that permits ganging of multiple receptacles in very close proximity to each other (as close as ¼") for installation on smaller panels

Stainless steel clevis bracket accepts industry standard lockout

Available colors include: Black, White, Red, Blue, Green, Yellow, Orange, Brown, Purple and Gray. For additional colors, consult factory.

Color-coding the devices minimizes errors due to mis-wiring and saves time during assembly and troubleshooting, especially on dusty and dirty oil rigs.



Temporary Power

**Male and Female Cable Connectors**

Cable Sizes 313 MCM through 777 MCM, 1135A Max

49 Series Devices — Male Plugs						
Max Ampacity	636A	796A	898A	1009A	1135A	
Conductor Size	313 MCM	444 MCM	535 MCM	646 MCM	777 MCM	Replacement Sleeve
Color	Cat. No.	Cat. No.	Cat. No.	Cat. No.	Cat. No.	Cat. No.
White	49M31-W	49M44-W	49M53-W	49M64-W	49M77-W	49MSL-W
Black	49M31-E	49M44-E	49M53-E	49M64-E	49M77-E	49MSL-E
Brown	49M31-H	49M44-H	49M53-H	49M64-H	49M77-H	49MSL-H
Red	49M31-R	49M44-R	49M53-R	49M64-R	49M77-R	49MSL-R
Blue	49M31-B	49M44-B	49M53-B	49M64-B	49M77-B	49MSL-B
Orange	49M31-O	49M44-O	49M53-O	49M64-O	49M77-O	49MSL-O
Green	49M31-G	49M44-G	49M53-G	49M64-G	49M77-G	49MSL-G
Yellow	49M31-Y	49M44-Y	49M53-Y	49M64-Y	49M77-Y	49MSL-Y
Purple	49M31-P	49M44-P	49M53-P	49M64-P	49M77-P	49MSL-P
Gray	49M31-GY	49M44-GY	49M53-GY	49M64-GY	49M77-GY	49MSL-GY
	Cat. No.	Cat. No.	Cat. No.	Cat. No.	Cat. No.	Cat. No.
Replacement Contact	49M31-C	49M44-C	49M53-C	49M64-C	49M77-C	—

49 Series Devices — Female Plugs						
Max Ampacity	636A	796A	898A	1009A	1135A	
Conductor Size	313 MCM	444 MCM	535 MCM	646 MCM	777 MCM	Replacement Sleeve
Color	Cat. No.	Cat. No.	Cat. No.	Cat. No.	Cat. No.	Cat. No.
White	49F31-W	49F44-W	49F53-W	49F64-W	49F77-W	49FSL-W
Black	49F31-E	49F44-E	49F53-E	49F64-E	49F77-E	49FSL-E
Brown	49F31-H	49F44-H	49F53-H	49F64-H	49F77-H	49FSL-H
Red	49F31-R	49F44-R	49F53-R	49F64-R	49F77-R	49FSL-R
Blue	49F31-B	49F44-B	49F53-B	49F64-B	49F77-B	49FSL-B
Orange	49F31-O	49F44-O	49F53-O	49F64-O	49F77-O	49FSL-O
Green	49F31-G	49F44-G	49F53-G	49F64-G	49F77-G	49FSL-G
Yellow	49F31-Y	49F44-Y	49F53-Y	49F64-Y	49F77-Y	49FSL-Y
Purple	49F31-P	49F44-P	49F53-P	49F64-P	49F77-P	49FSL-P
Gray	49F31-GY	49F44-GY	49F53-GY	49F64-GY	49F77-GY	49FSL-GY
	Cat. No.	Cat. No.	Cat. No.	Cat. No.	Cat. No.	Cat. No.
Replacement Contact	49F31-C	49F44-C	49F53-C	49F64-C	49F77-C	—

Note: Contact factory for availability



Complete Male Connector & Contact  
49M77-R



Complete Female Connector & Contact  
49F77-G  
Contacts are for copper cable only

## RHINO-HIDE® SINGLE POLE | 49 Series | Receptacles

### Panel Mount Receptacles

Rhino-Hide® receptacles include a bus bar with male or female contact inserted into a Santoprene™ TPV insulator, which is protected by a powder coated metal housing and TPV dust cap. Bus bars are available with single or double holes and each is compatible with the full cable range: 313 MCM to 777 MCM. Choose a male bus bar for the power side of the circuit or a female bus bar for the motor load side of the circuit. "X" Version receptacle housings feature a 45° angle stainless steel clevis pin that permits ganging of multiple receptacles in a very close proximity to each other (as close as 1/4" for installation on smaller panels).

### 49 Series Panel Mount Receptacles (1135A, 1000V)

#### 49 Series — Complete Male and Complete Female Panel Mount Receptacles

		Complete Male Receptacle		Complete Female Receptacle	
		Single Hole Bus Bar	Double Hole Bus Bar	Single Hole Bus Bar	Double Hole Bus Bar
Description	Color	Cat. No.	Cat. No.	Cat. No.	Cat. No.
Receptacle Spacing:	White	49MR1-CW	49MR2-CW	49FR1-CW	49FR2-CW
¼" Horizontally,	Black	49MR1-CE	49MR2-CE	49FR1-CE	49FR2-CE
3 ¼" Vertically	Brown	49MR1-CH	49MR2-CH	49FR1-CH	49FR2-CH
Cable Size: 313-777MCM	Red	49MR1-CR	49MR2-CR	49FR1-CR	49FR2-CR
Max Ampacity: 1135A	Blue	49MR1-CB	49MR2-CB	49FR1-CB	49FR2-CB
Voltage: 1000V	Orange	49MR1-CO	49MR2-CO	49FR1-CO	49FR2-CO
	Green	49MR1-CG	49MR2-CG	49FR1-CG	49FR2-CG
	Yellow	49MR1-CY	49MR2-CY	49FR1-CY	49FR2-CY
	Purple	49MR1-CP	49MR2-CP	49FR1-CP	49FR2-CP
	Gray	49MR1-CGY	49MR2-CGY	49FR1-CGY	49FR2-CGY

		Complete Male Receptacle		Complete Female Receptacle	
		Single Hole Bus Bar	Double Hole Bus Bar	Single Hole Bus Bar	Double Hole Bus Bar
Description	Color	Cat. No.	Cat. No.	Cat. No.	Cat. No.
Receptacle Spacing:	White	49MR1-XW	49MR2-XW	49FR1-XW	49FR2-XW
¼" Horizontally and	Black	49MR1-XE	49MR2-XE	49FR1-XE	49FR2-XE
Vertically	Brown	49MR1-XH	49MR2-XH	49FR1-XH	49FR2-XH
Cable Size: 313-777MCM	Red	49MR1-XR	49MR2-XR	49FR1-XR	49FR2-XR
Max Ampacity: 1135A	Blue	49MR1-XB	49MR2-XB	49FR1-XB	49FR2-XB
Voltage: 1000V	Orange	49MR1-XO	49MR2-XO	49FR1-XO	49FR2-XO
	Green	49MR1-XG	49MR2-XG	49FR1-XG	49FR2-XG
	Yellow	49MR1-XY	49MR2-XY	49FR1-XY	49FR2-XY
	Purple	49MR1-XP	49MR2-XP	49FR1-XP	49FR2-XP
	Gray	49MR1-XGY	49MR2-XGY	49FR1-XGY	49FR2-XGY

Note: Contact factory for availability



49MR Series



Single Hole and Double Hole Bus Bar Terminations



49MR-X Series



Coupler



Clevis Pin



Dust Cover Cap

**Accessories and Replacement Parts**

49 Series — Connector Accessories and Replacement Parts			
For Plugs			
Description	Color	Material	Cat. No.
Clevis Pin for In-Line Connector Coupler	Silver	Stainless Steel	49PNR
Male Dust Cap	Black	High-Performance TPV	49DSM
Female Dust Cap	Black	High-Performance TPV	49DSF
In-line Coupler	White	Powder-coated aluminum	49COP-W
In-line Coupler	Black	Powder-coated aluminum	49COP-E
In-line Coupler	Brown	Powder-coated aluminum	49COP-H
In-line Coupler	Red	Powder-coated aluminum	49COP-R
In-line Coupler	Blue	Powder-coated aluminum	49COP-B
In-line Coupler	Orange	Powder-coated aluminum	49COP-O
In-line Coupler	Green	Powder-coated aluminum	49COP-G
In-line Coupler	Yellow	Powder-coated aluminum	49COP-Y
For Panel Mounted Receptacles			
Description	Color	Material	Cat. No.
Clevis Pin for Panel Mount Receptacle	Silver	Stainless Steel	49PNR*
Dust Cover Cap for Male or Female Receptacle	Black	High-Performance TPV	49DSR
Receptacle Housing Gasket	Black	Rubber	49GAS
Locking Ground Pin	—	Brass	15GND-M
Locking Ground Plug (Female)	Green	TPV/Brass	15D22-G

\*Does not fit "X" Version.  
Note: Contact factory for availability

**Rhino-Hide® with Ground Pin**



~For panel receptacle applications requiring a ground connection, simply install the 15GND-M locking ground pin in place of one of the panel receptacle mounting bolts. The locking ground pin accepts our standard 15D22 series single pole cam connectors as shown in this diagram.

**Ampacity Ratings in 40° Ambient for High Amperage Applications**

Ampacity Ratings		
Cable Size	90° C (194° F)	125° C (257° F)
313 MCM	513	636
444 MCM	642	796
535 MCM	724	898
646 MCM	814	1009
777 MCM	916	1135

## PORTABLE OUTLET BOXES AND COVERS

### Portable Outlet Boxes and Covers

#### Ideal for Temporary Power Applications

For applications ranging from industrial processing plants to construction and maintenance to entertainment and theater, Leviton's industrial grade portable outlet boxes will help to deliver the power you need, where you need it. Boxes are constructed from a high-performance UL Listed Santoprene™ TPV. They maintain their integrity in most any temperature, are extremely resistant to harsh chemicals, and exhibit excellent strength and resistance to fatigue.

Coverplates are made from Lexan®, providing great impact resistance and superior service life. Self-closing flip-lid versions provide NEMA Type 3R enclosure protection with flip-lid closed.

Boxes are available in single- and two-gang sizes, both feed-thru and pendant style. Coverplates are available in a wide range of configurations to fit just about any requirement. Plus, you can choose either high-visibility yellow (for most industrial and commercial applications) or black (for entertainment applications).

#### Temp Box Power Group





**PORTABLE OUTLET BOXES AND COVERS**

**Temp Box Power Group**



Non-metallic construction provides protection against electrical shock

Available in pendant and feed-thru styles

Molded Santoprene™ TPV housing is extremely durable, even in harsh conditions

Variable-adjust strain relief provides superior protection throughout entire range of cable diameters

Lexan® coverplates are extremely durable and impact resistant, providing extended service life

A wide array of cover options available; including standard and weather-resistant versions

Available in black or high-visibility yellow

Heavy-duty stainless steel springs

Additional mounting holes provide a more secure fit

## PORTABLE OUTLET BOXES AND COVERS | Single Gang

### Portable Outlet Boxes — Single Gang



3059-1E



3059F-1E



3099F-1E



3099F-2E

#### Single Gang Portable Outlet Boxes

	Cable Diameter	Black	Yellow	Dimensions A	Dimensions B	Dimensions C
Description		Cat. No.	Cat. No.			
Standard Depth, Pendant Style*	0.230" - 0.546"	3059-1E	3059-1Y	3.375"	3.900"	2.500"
Standard Depth, Feed-Thru Style*	0.230" - 0.546"	3059F-1E	3059F-1Y	3.375"	3.900"	2.500"
Extra Deep, Pendant Style	0.230" - 0.546"	3099-1E	3099-1Y	4.375"	3.900"	2.500"
Extra Deep, Feed-Thru Style	0.230" - 0.546"	3099F-1E	3099F-1Y	4.375"	3.900"	2.500"
Extra Deep, Pendant Style	0.590" - 1.000"	3099-2E	3099-2Y	4.375"	3.900"	2.500"
Extra Deep, Feed-Thru Style	0.590" - 1.000"	3099F-2E	3099F-2Y	4.375"	3.900"	2.500"

\*GFCI devices and deep body receptacles are not compatible (must use extra deep version)

### Coverplates — Single Gang



3054



3051



3056



3060



3061



3052



3057



3055



3058

#### Coverplates — Single Gang

	Black	Yellow
Description	Cat. No.	Cat. No.
Blank	3054-E	3054-Y
Duplex	3051-E	3051-Y
Duplex with weather-resistant flip lid*	3056-E	3056-Y
GFCI	3060-E	3060-Y
GFCI with weather-resistant flip lid*~	3061-E	3061-Y
1.39" diameter	3052-E	3052-Y
1.39" diameter Single receptacle coverplate with weather-resistant flip lid*	3057-E	3057-Y
1.56" diameter	3055-E	3055-Y
1.56" diameter Single receptacle coverplate with weather-resistant flip lid*	3058-E	3058-Y

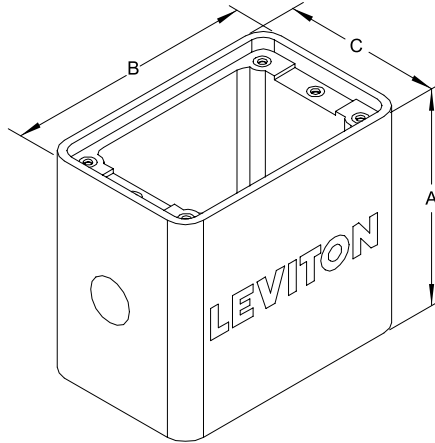
\*NEMA Type 3R Rated.

~Tamper Resistant GFCI Devices not compatible

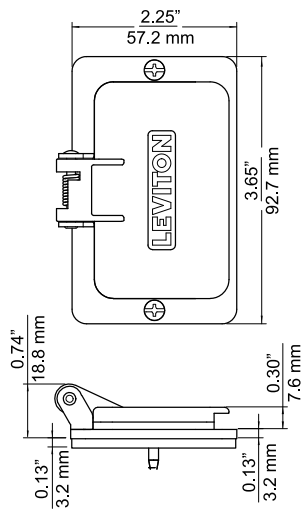
PORTABLE OUTLET BOXES AND COVERS | Single Gang

Dimensions for Single Gang Portable Outlet Boxes and Covers

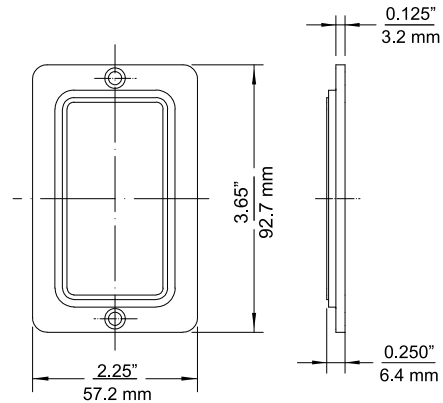
Single Gang Box



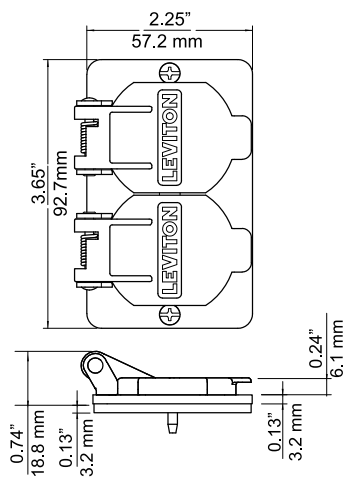
Single Gang GFCI Cover



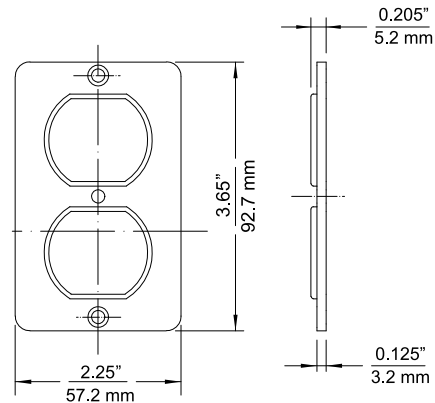
Single Gang GFCI Plate



Single Gang Cover



Single Gang Duplex Cover  
Typical for Receptacle Plates



## PORTABLE OUTLET BOXES AND COVERS | 2-Gang

### Portable Outlet Boxes — 2-Gang



3200-02Y



3300-02Y

#### 2-Gang Portable Outlet Boxes

	Cable Diameter	Black	Yellow	Dimensions A	Dimensions B	Dimensions C	Dimensions D
Description		Cat. No.	Cat. No.				
Standard Depth, Pendant Style	0.590" - 1.000"	3200-2E	3200-2Y	5.100"	5.655"	4.655"	—
Standard Depth, Feed-Thru Style	0.590" - 1.000"	3200F-2E	3200F-2Y	5.100"	5.655"	4.655"	—
Angled Depth, Pendant Style	0.590" - 1.000"	3300-2E	3300-2Y	4.300"	5.655"	4.655"	3.200"

### Coverplates — 2-Gang



3265



3260



3260W



3251



3251W



3241



3241W



3262



3262W



3261



3261W



3263



3263W

#### Coverplates

	Black	Yellow
Description	Cat. No.	Cat. No.
Blank	3265-E	3265-Y
2 - Duplex	3260-E	3260-Y
2 - Duplex with weather-resistant flip lid*	3260W-E	3260W-Y
2 - GFCI	3251-E	3251-Y
2 - GFCI with weather-resistant flip lid*~	3251W-E	3251W-Y
1 - GFCI, 1 - Blank	3241-E	3241-Y
1 - GFCI with weather-resistant flip lid, 1 - Blank*~	3241W-E	3241W-Y
1 - 1.56" diameter Single receptacle, 1 - Duplex receptacle	3262-E	3262-Y
1 - 1.56" diameter Single receptacle with weather-resistant flip lid, 1 - Duplex receptacle coverplate with weather-resistant flip lid	3262W-E	3262W-Y
1 - 1.56" diameter Single receptacle, 1 - Blank coverplate	3261-E	3261-Y
1 - 1.56" diameter Single receptacle with weather-resistant flip lid, 1 - Blank coverplate~	3261W-E	3261W-Y
2 - 1.56" diameter Single receptacle coverplate	3263-E	3263-Y
2 - 1.56" diameter Single receptacle coverplate with weather-resistant flip lid~	3263W-E	3263W-Y

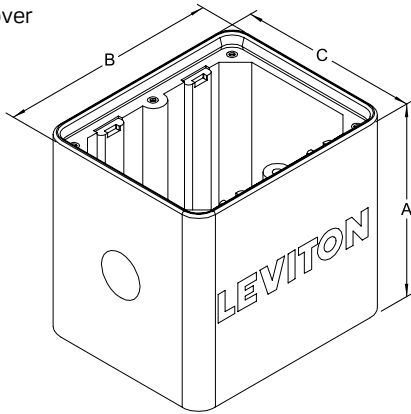
\*NEMA Type 3R Rated.

~Tamper-Resistant GFCI Devices may not be compatible — consult factory for details

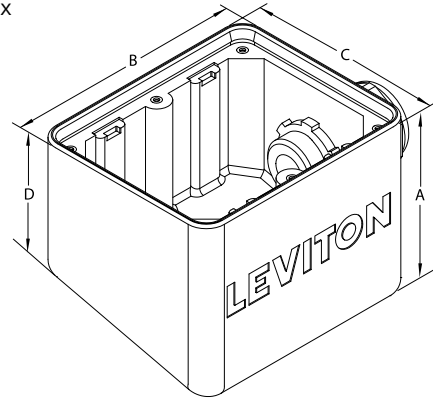
PORTABLE OUTLET BOXES AND COVERS | 2-Gang

Dimensions for Two-Gang Portable Outlet Boxes and Covers

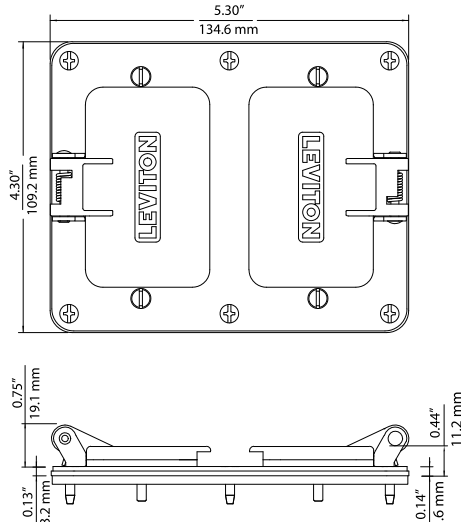
Two Gang Cover



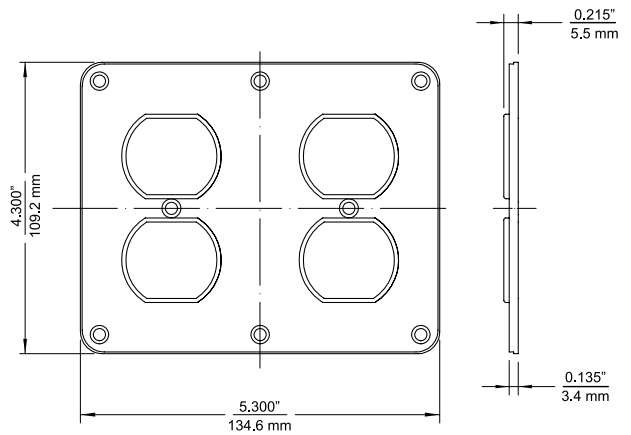
Angle Box



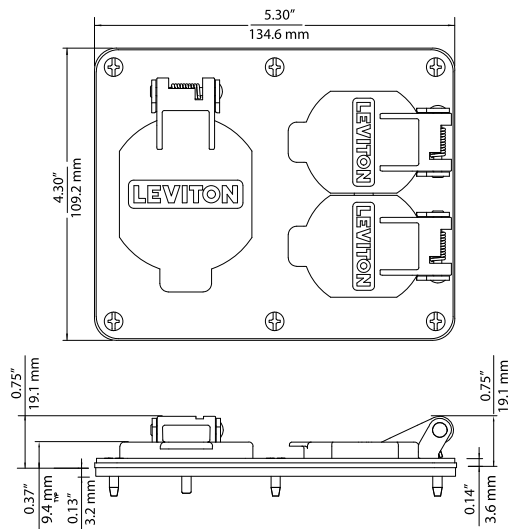
2G Decora Cover



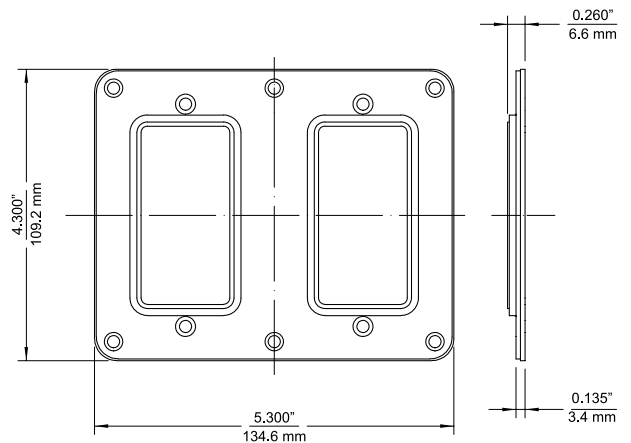
Two-Gang Duplex Plate  
Typical for Receptacle Plates



2G Combo Cover  
Receptacle and Duplex



Two-Gang GFCI Plate



Temporary Power

## PORTABLE GFCI CORD SETS | Power Supply Cords

### Portable GFCI Devices

#### Automatic and Manual Reset GFCI Cord Sets and Power Supply Cords

Leviton's automatic and manual reset GFCI devices are now sleeker and more rugged than ever. And, while these devices are fully OSHA compliant for use on job sites, they are also perfect for use in a variety of temporary power applications, including as recreation vehicles, marine vehicles, portable pools, portable generators, submersible pumps, vending machines and more.

**GFA15-6C**



Rainproof, polycarbonate, ultrasonically welded enclosure provides long service life and excellent resistance to harsh weather

Power Indicator light goes OFF if GFCI trips, power is interrupted or line cord is unplugged

Weather-Resistant cable

#### Features and Benefits

- Rainproof, outdoor rated GFCI module
- Fully complies with NEC and OSHA regulations for construction sites
- Manual reset cord sets (yellow body) will NOT automatically reset ON when power is restored after a power interruption — RESET button must be actuated
- Automatic reset cord sets (black body) automatically reset ON when plugged in or when power is restored after a power interruption

Continued on next page

**PORTABLE GFCI CORD SETS** | Power Supply Cords

Continued from previous page

**Features and Benefits**

- Power indicator light goes OFF if GFCI trips, power is interrupted or GFCI is unplugged
- Open-neutral protection immediately trips the GFCI if the neutral conductor on the line side is opened, eliminating the possibility of the GFCI having a live hot leg
- Custom cord lengths and configurations available as special order
- Impact-resistant thermoplastic cover and body
- Water-resistant enclosure sealed by ultrasonic welding
- Fully complies with NEC and OSHA regulations for construction sites
- UL listed cord sets and user-attachables; UL recognized power supply cords; complies with UL Standard 943 as a Class A GFCI
- CSA Certified
- Backed by a limited 2-year warranty

**Automatic Reset GFCI Cord Sets and Power Supply Cords**

Rating			15A-120V	
NEMA				
			5-15P	5-15R
Description	Color	Cat. No.		
2 ft. Cord Set, Molded, Straight Blade Plug and Connector	Black	GFA15-2C		
6 ft. Cord Set, Molded, Straight Blade Plug and Connector	Black	GFA15-6C		
25 ft. Cord Set, Molded, Straight Blade Plug and Connector	Black	GFA15-25C		
3 ft. Cord Set, Molded, Straight Blade Plug and Triple Tap Connector	Black	GFA15-3TC		
37 ft. Power Supply Cord, Molded, Straight Blade Plug, No Connector	Black	GFA15-37E		
Rating			20A-120V	
NEMA				
			5-20P	5-20R
Description	Color	Cat. No.		
3 ft. Cord Set, Molded, Straight Blade Plug and Connector	Black	GFA20-3C		
37 ft. Power Supply Cord Molded, Straight Blade Plug, No Connector	Black	GFA20-37E		
Rating			20A-120V	
NEMA				
			L5-20P	L5-20R
Description	Color	Cat. No.		
3 ft. Cord Set, Locking Plug and Connector	Black	GFA20-3LC		



GFA15-3TC



GFA20-37E









GFA20-3C

Temporary Power

## PORTABLE GFCI CORD SETS | Power Supply Cords

### Manual Reset GFCI Cord Sets and Power Supply Cords

Manual Reset GFCI Cord Sets  		
<b>Rating</b>		15A-120V
NEMA	 	5-15P 5-15R
Description	Color	Cat. No.
3 ft. Cord Set, Molded, Straight Blade Plug and Connector, 12-3 SJTW Cord	Yellow	GFM15-3C
25 ft. Cord Set, Molded, Straight Blade Plug and Connector	Yellow	GFM15-25C
3 ft. Cord Set, Molded, Straight Blade Plug and Triple Tap Connector, 12-3 SJTW Cord	Yellow	GFM15-3TC
3 ft. Cord Set, Molded, Straight Blade Plug and Connector, 14-3 SJTW Cord, one end features a 14W47 Wetguard® Plug, other end features a 15W47 Wetguard® Connector	Yellow	GFM15-3WC
<b>Rating</b>		20A-120V
NEMA	 	5-20P 5-20R
Description	Color	Cat. No.
3 ft. Cord Set, Molded, Straight Blade Plug and Connector, 12-3 SJTW Cord	Yellow	GFM20-3C
3 ft. Cord Set, Molded, Straight Blade, Plug and Connector, 12-3 SJTW Cord, one end features a 14W33 Wetguard® Plug, other end features a 15W33 Wetguard® Connector	Yellow	GFM20-3WC



GFM20-3C

### SPOTLIGHT

#### Temporary Power

Leviton offers a comprehensive line of temporary power products for the commercial, industrial and entertainment market segments. See Section J, our Temporary Power Section, for our full temporary power offering, or visit us online at [www.leviton.com/tempower](http://www.leviton.com/tempower)





## GFCI User Attachables

### Features and Benefits

- UL 943 Class A GFCI operation with open-neutral protection
- May be pre-wired to cable of any specified length up to 50 feet
- Accept — #18 thru #12 cord sizes Type SJ or ST
- Power indicator light goes off if GFCI trips, power is interrupted or GFCI is unplugged
- Backed by a limited 2-year warranty

16693



16694



Polycarbonate, ultrasonically welded body provides long service life and excellent resistance to harsh weather

Accepts 12 AWG to 18 AWG 3-wire flexible cord (SJ or ST Type)

Terminal chamber sealed with silicon and foam rubber gaskets for superior protection against moisture

### User Attachable Devices

Right Angle GFCI Plug			
Rating		15A-120V	20A-120V
NEMA		5-15P	5-20P
Description	Color	Cat. No.	Cat. No.
Automatic Reset	Black	16693*	16793*
Manual Reset	Yellow	16694*	16794*

\*Please add -1 to the Cat. No. for bulk pack of 20



16693

## STAGE PIN DEVICES

### Stage Pin Devices

Conforms to USITT (United States Institute for Theater Technology) S3 Standard for Stage Pin Connectors

#### 100MP-E

Male pins and female contacts have a one-piece solid brass design for superior current flow and resistance from abuse


Male pins and female contacts float to ensure compatibility with all competitive products — and for improved electrical connections

Terminal identification letters on device ensure quick and accurate termination

Slit in male pin provides spring action to compensate for wear

60A and 100A plugs and connectors have Sure Grip™ edge for easy handling


60A and 100A versions have rugged phenolic housings for superior high temperature performance



#### 20MP-CL



Male Plug, Crimp Terminal



Note: 20 Amp version is available with a clear cover to allow for visual inspection of proper termination of conductors. Other colors available. Consult factory for availability

**20A, 60A, and 100A, 125V Stage Pin Devices**



20MP-CL



20FP-CL



100MP-E



Male Panel Mount,  
Bolt-On



Female Panel  
Mount, Snap-In

**20A, 125V, 2-Pole 3-Wire, Grounding**

Description	Color	Cat. No.
Male Plug — Screw Terminal	Black	20MP-E
Male Plug — Screw Terminal	Black w/ Clear Cover	20MP-CL
Male Plug — Crimp Terminal	Black	20MC-E
Male Plug — Crimp Terminal	Black w/ Clear Cover	20MC-CL
Female Connector — Screw Terminal	Black	20FP-E
Female Connector — Screw Terminal	Black w/ Clear Cover	20FP-CL
Female Connector — Crimp Terminal	Black	20FC-E
Female Connector — Crimp Terminal	Black w/ Clear Cover	20FC-CL
Panel Mount Male Inlet — Set Screw Terminal, Snap-In Mounting	Black	20IS-E
Panel Mount Female Receptacle — Screw Terminal, Snap-In Mounting	Black	20RS-E

**60A, 125V, 2-Pole 3-Wire, Grounding**

Description	Color	Cat. No.
Panel Mount Male Inlet — Set Screw Terminal, Snap-In Mounting	Black	60IS-E
Panel Mount Male Inlet — Set Screw Terminal, Bolt-On Mounting	Black	60IB-1E

**100A, 125V, 2-Pole 3-Wire, Grounding**

Description	Color	Cat. No.
Male Plug — Set Screw Terminal	Black	100MP-E
Panel Mount Female Receptacle — Set Screw Terminal, Bolt-On Mounting	Black	100RB-1E
Panel Mount Male Inlet — Set Screw Terminal, Bolt-On Mounting	Black	100IB-1E

Note: For 20 Amp male plugs and female connectors, other cover colors are available. Consult factory for availability

## POWER DISTRIBUTION BOX AND POWER CORDS

### Power Distribution Box and Power Cords

#### Features and Benefits



##### The Box

- For temporary use in industrial and commercial maintenance and repair stations (construction, entertainment, amusement sites, trade shows, convention halls) where portable power is needed
- Weatherproof covers prevent moisture from entering contacts and nuisance tripping
- Clear port hole panel for circuit breaker viewing
- Reinforced metal housing and legs withstand abuse
- Backed by a limited 1-year warranty

##### Power Cords

- Flexible, abrasion-resistant construction for reliable performance to -31°F
- Raintight covers satisfy NEC Article 410-57(b) requirements
- Raintight covers are rated NEMA 3R

#### Temporary Portable Power Distribution Center/GFCI (The Box)

Rating	50A-120/250V		50A-120/250V	
NEMA				
	6: L5-20R		1: L6-30R	
Description	Cat. No.	Inlet	Outlet	
(6) 20A/120V Locking, GFCI Protected	<a href="#">PB101-SGF</a>			
(1) 30A/250V Locking, GFCI Protected				
(6) 20A/120V Locking, GFCI Protected	PB101-000			
(1) 30A/250V Locking, Non-GFCI Protected				
(6) 20A/120V Straight Blade, GFCI Protected	<a href="#">PB103-SGF</a>			
(1) 30A/250V Locking, GFCI Protected				
(6) 20A/120V Straight Blade, GFCI Protected	PB103-000			
(1) 30A/250V Locking, Non-GFCI Protected				





PB101-SGF



KRS-A9519

#### Power Cords

			
		Non-NEMA	Non-NEMA
Description	Cat. No.	Inlet	Outlet
100 ft. Temporary Power Cord w/Weather-Resistant 50A, 120/250 Plug and Connector	KUS-A9519		
50 ft. Temporary Power Cord w/Weather-Resistant 50A, 120/250 Plug and Connector	<a href="#">KRS-A9519</a>		



Use of  
AW

## Lampholders

# K

Fluorescent .....	K-2
Incandescent .....	K-8
HID .....	K-20
CFL .....	K-21

## LINEAR FLUORESCENT | Medium, High Output and Slimline

### Fluorescent

#### Medium, High Output and Slimline Linear Fluorescent Lampholders

##### Features and Benefits

- Silver-plated copper alloy contacts
- Quickwire terminals accept #18 AWG twisted and tinned, solder-dipped or solid leads
- Lampholders are white, starter bases are black

#### Recessed Double Contact, Pedestal Type Lampholders

##### For High Output Lamps

Description	Rating	Cat. No. Plunger	Cat. No. Fixed
Screw Mount, Push-in wiring*	660W 600V	13464	13465
Same as 13464/13465 except with Internal Shunt Connection for Electronic Ballasts*	660W 600V	23464	23465
Slide-on, Shallow Base, Quickwire Terminals*	660W 600V	13550	13551
Slide-on, Shallow Base for Power Groove and Jacketed Lamps, Quickwire Terminals*	660W 600V	13556	13557

\*Suitable for outdoor applications when properly enclosed



13550

##### For Slimline, Single Pin Lamps

Description	Rating	Cat. No. Plunger	Cat. No. Fixed
Butt-On Surface Mounting, 12" Leads†	660W 1000V	452	—
	660W 600V	—	453
Pedestal Base, Slide-On	660W 1000V	466	—
	660W 600V	—	467
Shallow Base, Slide-On or Lock-On Mounting, Quickwire Terminals*	660W 1000V	2536	—
	660W 600V	—	2537

NOM Certified except where indicated by †.

\*Suitable for outdoor applications when properly enclosed



2536

##### For Medium Bi-Pin Lamps

Description	Rating	Cat. No. Fixed
Thin Body, Quickwire Terminals Accommodate Rapid-Start Circuits	660W 600V	431-W
Pedestal type, Straight-in Wiring through Wireways or Screw Terminals†	660W 600V	390-1W
Same as above, with Starter Base†	660W 600V	391-1W

NOM Certified except where indicated by †.

\*Suitable for outdoor applications when properly enclosed



2537

#### Starter Bases

##### For Medium Bi-Pin Lamps

Description	Rating	Cat. No.
Starter Base; Screw Terminals, Black†	660W 250V	380
Starter Base; with Leads, Black†	660W 250V	396

NOM Certified except where indicated by †



396



## LINEAR FLUORESCENT | Medium and Miniature Bi-Pin Lamp

### Medium and Miniature Bi-Pin Linear Fluorescent Lampholders

#### Features and Benefits

- Versatile snap-in mounting reduces fixture assembly time
- Quickwire terminals accept either #18 AWG (stranded, twisted or tinned), #18 AWG solid or #16 AWG solid
- Internal shunt versions stamped "S" on back for easy identification

#### Surface Mount with Leads\*

##### For Medium and Miniature Bi-Pin Lamps

Description	Rating	Cat. No. White
Rapid-Start Medium Bi-Pin, 9" leads	660W 600V	395-W
Rapid-Start Medium Bi-Pin, Disconnect (paired with Cat. No. 395-W), 9" leads	660W 600V	389-W
Miniature Bi-Pin for T5 Lamp, 6" leads	75W 250V	420-W

\*Leads are #18 AWG, 105°C plastic insulated wire



395

#### Snap-In with Quickwire

##### For Slimline, Medium Bi-Pin, High Output Lamps

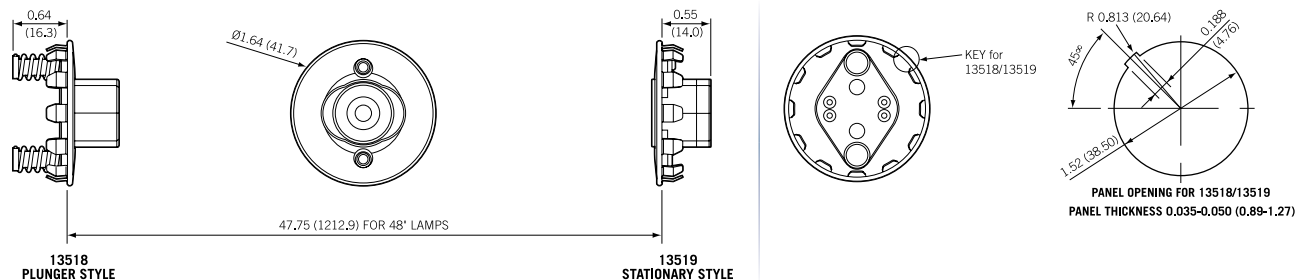
Description	Rating	Cat. No. Plunger	Cat. No. Fixed
Slimline <sup>‡</sup>	660W 1000V	516	—
	660W 600V	—	517
Medium Bi-Pin, Stainless Steel Coverplate & Clip	660W 600V	—	13519
Medium Bi-Pin, Same as above, with Internal Shunt for use with Electronic Ballasts	660W 600V	23518	—
High Output 800mA and 1500mA <sup>‡</sup>	660W 600V	523	—
	660W 600V	—	524

NOM Certified except where indicated by ‡



13518

#### Dimensions for Surface Mounts



## LINEAR FLUORESCENT | Medium Bi-Pin Lamp

### Medium Bi-Pin Linear Fluorescent T8 Lampholders

#### Features and Benefits

- Four-position lamp-lock socket rotates 90° forward and back, for quick relamping
- Lamp-lock models have slim, low profile silhouette that fits 22- to 25- gauge panels
- Chemical-resistant white thermoplastic body

#### Turn-Type

Description	Rating	Cat. No.
Low Profile, Slide-On, with Captive Nut	660W 600V	13353-N
Tall Profile, Slide-On, with Captive Nut	660W 600V	13357-N
Tall Profile without Side Grooves, Slide-On, with Captive Nut	660W 600V	13359-N
Low Profile Disconnect, Slide-On	660W 600V	13351-D
Tall Profile Disconnect, Slide-On	660W 600V	13354-D
Low-Profile, Shunted, Slide-On	660W 600V	23351
Low-Profile, Slide-On	660W 600V	13351



13357-N

#### Straight-In

Description	Rating	Cat. No.
Low Profile, Slide-On	660W 600V	13150-UR5
Self-Locking, Slide-In, with Captive Nut. For use with T-8 Lamps	660W 600V	13451-N



13451-N

#### Snap-In/Slide-On Design and Lamp-Lock

Description	Rating	Cat. No.
Snap-In or Slide-On Mounting Featuring Lamp-Lock, with Panel Locator Post. For T-8 Lamps	660W 600V	13653-WP
Same as Above, Less Locator Post	660W 600V	13653-NP
Same as 13653-WP, Except with Internal Shunt Connection for Electronic Ballasts	660W 600V	23653-WP
Same as Above, Less Locator Post	660W 600V	23653-NP
Snap-In or Slide-On Mounting Featuring Lamp-Lock, Optional Panel Locator Post. For Energy-Efficient T-8 Lamps Only	660W 600V	13652-WP
Same as 13652, Except with Internal Shunt. Connection for Electronic Ballasts	660W 600V	23652-WP
Snap-In or Slide-On Mounting Featuring Lamp-Lock, for Energy-Efficient T-8 Lamps Only. Wide-Wing Design	600W 600V	13652-WWP
Same as Above, Less Locator Post	600W 600V	13652-WNP
Same as 13652-WWP, Except with Internal Shunt Connection for Electronic Ballasts	600W 600V	23652-WWP
Same as Above, Less Locator Post	600W 600V	23652-WNP
Snap-In or Slide-On Mounting Featuring Lamp-Lock, for T-8 Lamps. Wide-Wing Design	600W 600V	13653-WWP
Same as Above, Less Locator Post	600W 600V	13653-WNP
Same as 13653-WWP, Except with Internal Shunt Connection for Electronic Ballasts	600W 600V	23653-WWP
Same as Above, Less Locator Post	600W 600V	23653-WNP



13351-D



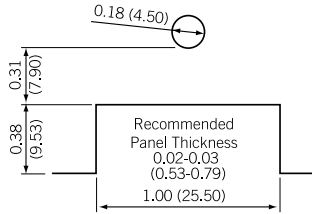
13653-WP

Lampholders

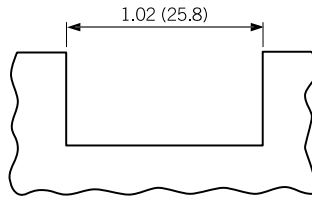


### Dimensions for Linear Fluorescent Medium Bi-Pin Lampholders

Recommended Panel Opening for all -WP, -NP Medium Bi-Pin Snap-In/Slide-On Lampholders

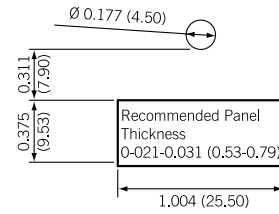


Recommended Panel Opening for Medium Bi-Pin Turn-Type Lampholders



This is only a recommendation — lampholder will function over a wider range

Recommended Panel Opening for all -WWP, -WNP Wide-Wing Models



## LINEAR FLUORESCENT | Medium and Miniature Bi-Pin Lamp

### Medium and Miniature Bi-Pin Linear Fluorescent Lampholders

#### Features and Benefits

##### Lamp-Lock

- Four-position lamp-lock socket rotates 90° forward and back, for quick relamping
- Lamp-lock models have slim, low profile silhouette that fits 22- to 25- gauge panels
- Chemical-resistant white thermoplastic body

##### T-8 to T-5 Adapter

- Cost-effective solution to incorporate miniature bi-pin T-5 lamps into existing T-8 fixtures

#### For Medium Bi-Pin Lamps — Slide-On Design and Lamp-Lock

Description	Rating	Cat. No.
Low Profile 0.64 (16.3mm) Lamp Center Snap-In or Slide-On Mounting Featuring Lamp Lock for T-8 Lamps Only	660W-600V	<a href="#">13662</a>
Same as 13662, Except with Internal Shunt Connection for Electronic Ballasts	660W-600V	<a href="#">23662</a>
Medium Profile 0.91 (23.0) Lamp Center Snap-In or Slide-On Mounting Featuring Lamp Lock for T-8 and T-12 Lamps	660W-600V	<a href="#">13661</a>
Same as 13661, Except with Internal Shunt Connection for Electronic Ballasts	660W-600V	<a href="#">23661</a>
Tall Profile 1.18 (30.0) Lamp Center Snap-In or Slide-On Mounting Featuring Lamp Lock for T-8 and T-12 Lamps	660W-600V	<a href="#">13660</a>
Same as 13660, Except with Internal Shunt Connection for Electronic Ballasts	660W-600V	<a href="#">23660</a>



13661



23662



23280

#### Dedicated T-8 Fluorescent Lampholder — Provides Straight-In Lamping

Description	Rating	Cat. No.
Straight-In Medium Bi-Pin Fluorescent Lampholder for T-8 lamps with a G13 Base. Non-shunted	600W-600V, Thermoplastic body, PBT material rated 130°C, 94V-O	13280
Same as 13280, except with internal shunt connection for instant-start ballasts	600W-600V, Thermoplastic body, PBT material rated 130°C, 94V-O	23280

#### For T-5 Bi-Pin Lamps — Snap-In/Slide-On Design and Lamp-Lock

Description	Rating	Cat. No.
Low Profile 0.62 (15.7) Lamp Center Snap-In or Slide-On Mounting Featuring Lamp-Lock, with Panel Locator Post for T-5 Lamps	120W 600V	<a href="#">13654-SWP</a>
Same as Above, Less Locator Post	120W 600V	<a href="#">13654-SNP</a>
Tall Profile 0.98 (24.9) Lamp Center, Snap-In or Slide-On Mounting Featuring Lamp-Lock, with Panel Locator Post for T-5 Lamps	120W 600V	<a href="#">13654-TWP</a>
Same as Above, Less Locator Post	120W 600V	<a href="#">13654-TNP</a>
Low Profile 0.62 (15.7) Lamp Center Snap-In or Slide-On Mounting Featuring Lamp-Lock, with Panel Locator Post for T-5 Lamps	120W 600V	<a href="#">23654-SWP</a>
Internal Shunt Connection for Electronic Ballasts		
Same as Above, Less Locator Post	120W 600V	<a href="#">23654-SNP</a>
Tall Profile 0.98 (24.9) Lamp Center Snap-In or Slide-On Mounting Featuring Lamp-Lock, with Panel Locator Post for T-5 Lamps	120W 600V	<a href="#">23654-TWP</a>
Internal Shunt Connection for Electronic Ballasts		
Same as above, Less Locator Post	120W 600V	<a href="#">23654-TNP</a>



13654-SNP



## LINEAR FLUORESCENT | Medium and Miniature Bi-Pin Lamp

### T-8 to T-5 Adapter

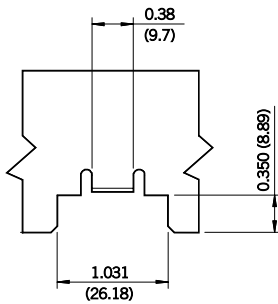
Description	Rating	Cat. No.
Long T-8 to T-5 Adapter, converts existing T-8 fixtures to accept energy-efficient T-5 lamps; with Lamp Lock. Specify lamp length for proper ordering	120W 600V	13654-EXL
Short T-8 to T-5 Adapter, converts existing T-8 fixtures to accept energy-efficient T-5 lamps; with Lamp-Lock. Specify lamp length for proper ordering	120W-600V	13654-EXS



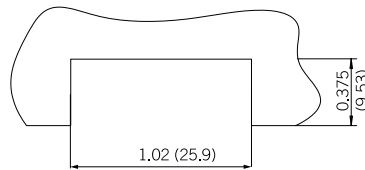
13654-EXL

### Dimensions for Medium and Miniature Bi-Pin Lamps

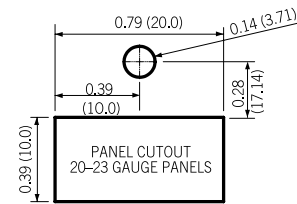
Recommended Panel Opening for Medium Bi-Pin Slide-On Lampholders



Recommended Panel Opening for T-8 to T-5 Adapter



Recommended Panel Opening for Miniature Bi-Pin Snap-In/Slide-On Lampholders



## INCANDESCENT | Medium Base Outlet Box

### Incandescent

#### Medium Base Incandescent Outlet Box Lampholders

##### Features and Benefits

- Twist-lock mounting
- Pull chain models have bell at end of chain on 3 foot cord
- Medium base

##### White Urea One-Piece Keyless Top Wired

Description/Terminals	Outer Diameter	Fits Box Size	Rating	Cat. No.
2 Terminal Screws	4 1/2"	3 1/4" or 4"	600 WATT/600V	8829-CW1
6" Pigtail Leads	4 1/2"	3 1/4" or 4"	600 WATT/600V	8829-CW2
4 Terminal Screws	4 1/2"	3 1/4" or 4"	600 WATT/600V	8829-CW4



8829-CW2

##### White Urea One-Piece Pull Chain Top Wired

Description/Terminals	Outer Diameter	Fits Box Size	Rating	Cat. No.
2 Terminal Screws	4 1/2"	3 1/4" or 4"	600 WATT/600V	8827-CW1
6" Pigtail Leads	4 1/2"	3 1/4" or 4"	600 WATT/600V	8827-CW2
2 Terminal Screws with Captive Clamps	4 1/2"	3 1/4" or 4"	600 WATT/600V	8827-CW4



8827-CW2

##### Porcelain One-Piece Keyless Top Wired

Description/Terminals	Outer Diameter	Fits Box Size	Rating	Cat. No.
2 Screws*	3 3/4"	3 1/4"	600 WATT/600V	9874
2 Screws, no Cage Lip	4 1/2"	3 1/4" or 4"	600 WATT/600V	9875
6" Pigtail Leads, no Cage Lip	4 1/2"	3 1/4" or 4"	600 WATT/600V	9875-2
4 Screws	4 1/2"	3 1/4" or 4"	600 WATT/600V	49875
4 Quickwire Push-In*	4 1/2"	3 1/4" or 4"	600 WATT/600V	9883



9875-2

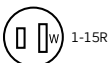
##### Porcelain One-Piece Pull Chain Top Wired

Description/Terminals	Outer Diameter	Fits Box Size	Rating	Cat. No.
2 Screws	4 1/2"	3 1/4" or 4"	600 WATT/600V	29816-C
6" Pigtail Leads	4 1/2"	3 1/4" or 4"	600 WATT/600V	29816-C2
2 Screws w/Captive Clamps for 4-Wire Terminals	4 1/2"	3 1/4" or 4"	600 WATT/600V	49816-C



29816-C

##### Porcelain One-Piece Pull Chain Side Wired

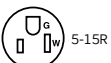


Description/Terminals	Outer Diameter	Fits Box Size	Rating	Cat. No.
2 Screws*	4 1/2"	3 1/4" or 4"	15 Amp/125V	9716-C



9716-C

##### Porcelain One-Piece Pull Chain Top Wired



Description/Terminals	Outer Diameter	Fits Box Size	Rating	Cat. No.
2 Screws*	4 1/2"	3 1/4" or 4"	15 Amp/125V	9726-C

CSA certified except where indicated by\*



### Ball and Chain Accessories

Ball and Chain		
Description/Terminals	Color	Cat. No.
No. 6 Chain; 1/8" Dia. Balls	Brass Finish	18302-1
	Nickel Finish	18302-1N
Connector for No. 6 Chain	Brass Finish	9820
	Nickel Finish	9820-N
Chain, 3 feet long, End Bell and Connector.	Brass Finish	6
Use as extension or replacement; 1/25" Dia. Balls	Nickel Finish	6-N



18302-1N



9820



6



9839

Ball and Chain Accessories		
Description/Terminals	Color	Cat. No.
Insulating Link; Thermoplastic 1 3/4" Total Length	White	9839

## INCANDESCENT | Metal Shell

### Metal Shell Incandescent Lampholders

#### Features and Benefits

- Phenolic interior with aluminum screwshell
- 2-Circuit lampholders operate dual-filament lamps in sequence of Low-Medium-High-Off
- Cat. No. 7070 (2-Circuit, 3-Terminal) is wired in series with keyless lampholder

### Metal Shell Lampholders

#### Medium Base, Choice of Finishes\*

Description	Rating	Cat. No.
Key — Electrolier; Single Circuit; 1/8 IPS Tapped Bushing w/Set Screw	250W 250V	9346
Removable Turn Knob — Electrolier; Single Circuit; 1/8 IPS Tapped Bushing w/Set Screw	250W 250V	10083-16
Removable Turn Knob — Electrolier; 2-Circuit; 3 Terminal; 1/8 IPS Tapped Bushing less Set Screw	250W 250V	7070
Removable Turn Knob — Electrolier; 2-Circuit; 1/8 IPS Tapped Bushing	250W 250	7090
Pull Chain — Electrolier; Single Circuit; 1/8 IPS Tapped Bushing w/Set Screws	660W 250V	19980
Push Through — Electrolier; Single Circuit; 1/8 IPS Tapped Bushing w/Set Screw	660W 250V	7080
Keyless — Electrolier; Single Circuit; 1/8 IPS Tapped Bushing w/Set Screw	660W 250V	8004
Keyless — Short Electrolier; Single Circuit; 1/8 IPS Tapped Bushing w/Set Screw	660W 250V	9347

\*Finish: A suffix must be added to each basic catalog number to indicate the finish desired.  
 For Polished Gilt/Brass finish, add -PG; for Unfinished Aluminum, add -AL; for Polished Aluminum, add -NI (finishes on aluminum);  
 for bright dip/Brass, add -BR (finish on brass).

Consult Leviton representative for availability of finishes



9346



7090



7080



95110

### Interiors

#### Medium Base, Phenolic Body, Aluminum Screw Shell

Description	Cat. No.
For 19980 Lampholders	19980-M*
For 10083-16 Lampholders	10083-M*
For 7070 Lampholders	7070-M*
For 7090 Lampholders	7090-M*
For 9346 Lampholders	9346-M*
For 6098 Lampholders	7080-M*
For 8004 Lampholders	8004-M*

NOM Certified except where indicated by \*

### Brown Phenolic Cap and Shell Lampholders and Interiors

#### Two-Piece, Medium Base Electrolier

Description	Rating	Lampholder Cat. No.	Interior Cat. No.*
Pull Cord (nylon); 2-Circuit, 1/8 IPS Threaded Cap w/Set Screw	250W 250V	97092	7092-2M**
Push-Through; 1/8 IPS Threaded Cap w/Set Screw	660W 250V	95110	7080-M**
Keyless; 1/8 IPS Threaded Cap w/Set Screw	660W 250V	95080	8004-M**

\*UL Recognized component.  
 NOM Certified except where indicated by \*\*



### Multi-Lampholder Clusters

#### Features and Benefits

- Pull chain models have bell at end of chain on 3 foot cord
- Medium and Candelabra bases
- Par connectors have white, unglazed porcelain body

### Medium Base Multi-Lampholder Clusters

Treated Aluminum Screw Shell							
Description	T	TA	B	BA	OAH T+B	Rating	Cat. No.
(for reference see illustrated chart on following page [K-12])							
2-Light Twin 1/8 IPS Male Top Bracket Only	1 5/16"	5/16"	—	—	—	660W 250V	4020-A3A
2-Light Twin 1/8 IPS Male (top & bottom)	1 11/16"	5/16"	1 11/16"	7/16"	3 3/8"	660W 250V	4015-D4F
2-Light Offset 1/8 IPS Male (top & bottom)	1 3/4"	5/16"	1 3/4"	7/16"	3 11/16"	660W 250V	4032-E5F
3-Light 1/8 IPS Male (top & bottom)**	1 3/4"	1/2"	1 3/4"	7/16"	3 1/2"	660W 250V	341-D4U
2-Light Offset 1/8 IPS Male (top); Pullchain Switch (bottom) with 1/8" usable shank*	1 3/4"	5/16"	1 15/16"	1/2"	3 3/4"	660W 250V 1A 125V T	4034-F5A
2-Light Twin 1/8 IPS Male (top); Pullchain Switch (bottom) 3/8" usable shank*	1 1/16"	5/16"	1 11/16"	3/8"	2 13/16"	660W 250V 1A 125V T	4017-D2F



4034-F5A



368-1

Porcelain Par Connectors		
Description	Rating	Cat. No.
Medium Base for PAR #46 and #38 lamps. Leads are #14 AWG 200°C SEW-2 Silicone Rubber Insulated; 18" Long, Stripped 3/4". Others available on inquiry**	660W 125V	368-1
Mogul Base for PAR #56 and #64 lamps. Leads are #14 150°C SEWF-2; 18" Long, Stripped 3/4" Others available upon request	1000W 125V	357-8



357-8

All devices are UL Listed except Cat. No. 905. Also CSA Certified except where indicated by \*, and NOM Certified except where indicated by \*\*

### Bayonet Socket — Single Contact

Candelabra Base		
Description	Rating	Cat. No.
Flat Bracket. Leads are #18 AWG, 105°C Plastic; 6" Long, Stripped 3/4" (one black, one white)*~	Low Voltage	905
Double Contact. Standard leads (2) are #18 AWG SEW-1 200° C 300V wire, 12" long, stripped 1/2". Others available upon request	500W 125V	910



905

All devices are UL Listed except Cat. No. 905. Also CSA Certified except where indicated by \* and NOM Certified except where indicated by ~

Continued on next page

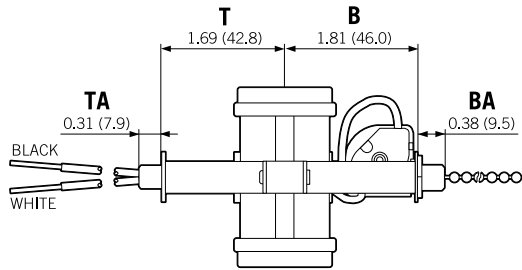
## INCANDESCENT | Multi Cluster

Continued from previous page

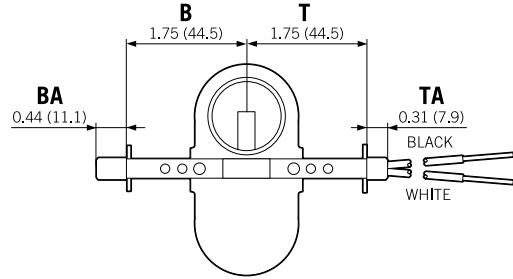
### Multi-Lampholder Clusters

#### Dimensions for Medium Base Multi-Lampholder Clusters

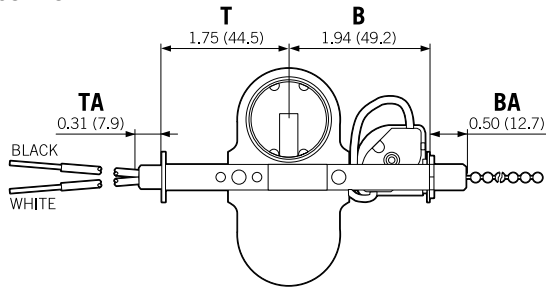
4017-D2F



4032-E5F



4034-F5A





### Medium, Mogul and Candelabra Base Incandescent Lampholders

#### Features and Benefits

- Medium-to-medium extenders available in phenolic and porcelain
- Two-piece surface-type lampholders have concealed wiring terminals with wireways for top and continuous wiring

#### Socket Extensions — Single Circuit

##### Medium-Medium

Description	Rating	Cat. No.
2-Piece Porcelain; Mounting Hole 1 3/8" Dia. Extension 1 1/4"**	660W 250V	2004
1-Piece Porcelain; Slotted Mounting Hole 1 3/8" Dia. Extension 1 1/4"**	660W 250V	2005
1-Piece Phenolic. Extension 1 3/16"***	660W 250V	2006

\*To be used with porcelain sockets only.

\*\*To be used with phenolic sockets only

##### Mogul-Mogul

Description	Rating	Cat. No.
1-Piece Porcelain. Extension 2 3/8"**	1500W 600V	8647

NOM Certified except where indicated by \*

#### Socket Adapter

##### Mogul-To-Porcelain Medium

Description	Rating	Cat. No.
1-piece. Meets Fed. Spec. W-L-142a*	660W 250V	8681
Same as above, except 4 KV Pulse-Rated*	660W 250V	8681-400

NOM Certified except where indicated by \*

##### Flanged Adapter\*

Description	Rating	Cat. No.
Porcelain E26 male screwshell with leads	660W, 250V	165-00P
Same as 165-00P except Phenolic Body	660W, 250V	165-000
Same as 165-000 except with solder terminals, less leads	660W, 250V	165-001

\*UL Recognized Component, File E13396

Continued on next page



2005



8647



8681



165

## INCANDESCENT | Medium, Mogul and Candelabra Base

Continued from previous page

### Medium, Mogul and Candelabra Base Incandescent Lampholders

#### Appliance Heating Receptacle

Porcelain Two-Piece		
Description	Rating	Cat. No.
2-piece Heating Receptacle. Gasket Furnished*	660W 250V	8110

NOM Certified except where indicated by \*



8110

#### Porcelain Lampholders

Pony Cleat Type					
Description	Outer Diameter	Overall Height	Center-to-Center Spacing of Mounting Holes	Rating	Cat. No.
Candelabra Base; Plastic. Not UL Listed*~	1 7/16"	7/8"	1 1/8"	75W 125V	10028
Miniature Base, Plastic. Not UL Listed*~	1 5/16"	7/8"	3 1/32"	75W 125V	10020
Medium Base, Phenolic	1 7/8"	1 1/2"	1 15/16"	660W 250V	9063
Medium Base, Porcelain	1 7/8"	1 1/2"	1 15/16"	660W 250V	19062



10028

Surface Type					
Description	Outer Diameter	Overall Height	Center-to-Center Spacing of Mounting Holes	Rating	Cat. No.
Medium Base; Porcelain; Low 2-Piece	2 5/16"	1 1/2"	1 3/8"	660W 250V	9880
Medium Base; Porcelain; High 2-Piece*~	2 5/16"	1 7/8"	1 3/8"	660W 250V	9882



9880

CSA Certified except where indicated by \* and NOM Certified except where indicated by ~

### Medium Base Incandescent Lampholders

#### Features and Benefits

- Suitable for a wide variety of fixtures, signs and displays
- Unglazed base and ring on two-piece lampholders
- Gasket supplied with two-piece ring type rated at 90°C dry maximum

#### Porcelain Snap-In Lampholders

Medium Base Screw Terminals				
Description	Outer Diameter	Overall Height	Rating	Cat. No.
1-Piece, Front Mounted 1/4" Shoulder Panel Thickness: .025 -.062"	1 11/16"	1 1/2"	660W 250V	8880
1-Piece, Front Mounted Shallow Back Panel Thickness: .030 -.062"	1 11/16"	1 11/16"	660W 250V	8875



8880



### Porcelain Keyless Lampholders — Commercial Units

Medium Base Single Circuit Screw Terminals				
Description	Outer Diameter	Overall Height	Rating	Cat. No.
Straight Body with Cap. Screw Terminals	1 1/2"	2 1/8"	660W 250V	10045
Beaded Body for 1 1/2" Clamp Style Shadeholder with Cap Screw Terminals	Body 1 1/2"	2 1/8" Bead 1 5/8"	660W 250V	10065
Adjustable Glass Retaining Ring with Cap and Ring Nut. Screw Terminals.	2 1/4" ringnut	—	660W 250V	20070
Straight Body with Leads. #18 AWG 105°C Plastic; 9" Long, Stripped 3/4" with Two 6/32 Mounting Screws.	1 1/2"	1 11/16"	660W 250V	10085



10085

### Porcelain Keyless Fixtures — Single Circuit

Medium Base Screw Terminals				
Description	Outer Diameter	Overall Height	Rating	Cat. No.
1-Piece, Front Mounted for Fixture Sign Use. Tapped 8-32 Bushings, Mounting Centers 1 13/16"	1 5/8"	1 7/16"	660W 600V	9885
2-Piece, Ring Type	1 3/4"	1 3/8"	660W 250V	9350
1-Piece with Removable Strap*	1 11/16"	1 9/16"	660W 250V	8871
Fixture Pan Lampholder with 1/8" IPS Hickey	1 3/8"	1 7/16"	660W 250V	3152-8

NOM Certified except where indicated by \*



3152-8

Leads				
Description	Outer Diameter	Overall Height	Rating	Cat. No.
2-Piece Ring Type with Leads: #18 AWG, 105°C Plastic; 9" Long, Stripped 3/4"	1 3/4"	1 3/8"	660W 250V	8101
Angle Pan with Leads: #18 AWG Type AF 150°C Plastic; 9" Long, Stripped 3/4"	—	—	660W 250V	18315
Removable Bracket with Leads Screw-Mount Pulse-Rated Lampholder with Leads for 18 AWG Open-Fixture Lamps; 200°C 600V SEW-2 (SF-2) wire; 9" Long, Stripped 1/2"	1 3/8"	1 7/16"	660W 250V	8052-1
	1 45/64"	2 9/32"	660W 600V 4KV Pulse Rated	70052-100



8101



9814

Two-Piece Pull Chain				
Description	Outer Diameter	Overall Height	Rating	Cat. No.
Ring Type; Screw Terminals; Gasket Furnished*~	1 13/16"	1 13/16"	250W 250V	9814

CSA Certified except where indicated by \* and NOM Certified except where indicated by ~

## INCANDESCENT | Medium Base, Metal and Quartz Halogen

### Medium Base, Metal and Quartz Halogen Incandescent Lampholders

#### Features and Benefits

- Cat. No. 3352 lampholder bodies have wireways
- Side-mounted lampholders are white glazed porcelain with copper-alloy screwshell
- Recessed single-contact lampholders have porcelain body with nickel-plated steel housing
- Cat. No. 560 has a metal lamp-positioning clip (patent pending) that maintains lamp seating position
- Cat. No. 565 is designed for energy-efficient CDM lamps
- Cat. No. 570 twists in and is fully dimmable

### Phenolic Keyless Fixture

#### Medium Base Screw Terminals

Description	Rating	Cat. No.
Permanent Bracket. Terminal Screws Backed Out and Staked	660W 250V	3352-1
Same as 3352-1, with Shorter Bracket	660W 250V	3352-F
Removable Hickey. Terminal Screws Backed Out and Staked	660W 250V	3352-8



3352-1

### Porcelain Keyless, Side-Mounted

#### Medium Base Screw Terminals

Description	Rating	Cat. No.
Single Lampholder w/Side Outlet Bushing — 1/8 IPS	660W 250V	10091
Twin Lampholder w/Bushed Flange — 1/8 IPS	660W 250V	4010
Twin Lampholder w/Single Outlet Bushing — 1/8 IPS	660W 250V	4005
Same as 4005 with 3/8 IPS Bushing	660W 250V	4006



4005

All bushings are tapped and have set screw

### Candle Sockets, Bottom Turn Knob

#### Medium Base Screw Terminals

Description	Rating	Cat. No.
Three-light, two-piece phenolic husk. Lighting sequence: LO-MED-HI-OFF*	250W 250V	4063

CSA Certified except where indicated by \*



4063

#### Lampholders for Recessed Single Contact Lamps



Description	Rating	Cat. No.
Front Flange Mount. Standard Leads are #18 AWG, Type SEW-2, 200°C, 18" Long, Stripped 3/4"*	3000W 600V	554
Rear Flange Mount. Same Leads and Specs as Cat. No. 554~	3000W 600V	555

CSA Certified except where indicated by \* and NOM Certified except where indicated by ~



554

## INCANDESCENT | Medium Base, Metal Halide and Quartz Halogen

Lampholders for Metal Halide and Quartz Halogen Lamps  		
Description	Rating	Cat. No.
Single-Ended Metal Halide for Lamps with a G8.5 Base. Lead-in edge on body ensures proper lamping. Standard leads (2) are black #18 AWG, Type SEW-2, 200°C 600V wire, 9" long, stripped .325"	660W 600V 5KV Pulse Rated	560**
Single-Ended Metal Halide for Lamps with a GX8.5 Base, such as Philips CDM-R11, rated up to 150W. Standard leads (2) are black #18 AWG, 5KV pulse rated SEW-2, 200°C 600V wire, 12" long, stripped 1/2"	660W 600V 5KV Pulse Rated	565*
Twist-In Single-Ended Quartz Halogen for Lamps with a GU10 Base. Rated up to 150W. Fully dimmable; standard leads (2) are white, #20 AWG Teflon® wire, rated 250°C 600V, 6" long, stripped 1/2"	660W 600V 5KV Pulse Rated	570*
Twist-In Single-Ended Socket for Lamps with a GX10 Base. Rated up to 150W with a 5k pulse rating. Standard leads (2) are white, #18 AWG Teflon® wire, rated 250°C 600U, 18" long, stripped 1/2"	1500W 6A 5k Pulse Rated	571
Multi-base Miniature Bi-pin Quartz Lampholder. Accepts types G4, G6.35, GY6.35, GX5.3 (MR16) and GZ4 (MR11) single-ended miniature bi-pin quartz lamps. Ceramic body. Two #18 AWG Teflon® 250°C leads, 12" long, stripped 1/2"	250V Max Voltage 12A Max Amperage 750W Max Wattage	80054-500
Same as above with lamp retention clip for GU5.3 Lamps		80054-SCL

CSA Certified except where indicated by \* and NOM Certified except where indicated by \*\*



560



565



570



571



80054-500

## INCANDESCENT | Candelabra and Medium Base

### Candelabra and Medium Base Incandescent Lampholders

#### Features and Benefits

- Candle sockets for single-light applications
- Fiber disc body for use with standard candle tubes
- Spring-tempered steel clip holds Cat. No. 10014-800 socket rigidly in place

#### Candle Sockets, Bottom Turn Knob

##### Medium Base Screw Terminals

Description	Rating	Cat. No.
1-Piece Phenolic Body; 2 Leg Bracket; Single Light; Removable Interior; Knurl Nut and Lock Nut	660W 250V	4155
2-Piece Phenolic Husk & Removable Interior Husk; Single Light; Knurl Nut	660W 250V	4158



4155

#### Candle Sockets, Keyless\*

##### Medium Base Fiber-Disc Body, Screw Terminals

Description	Rating	Cat. No.
Solid Hickey. 2" Overall Height**	660W 250V	8684
Adjustable Hickey. Overall Height: 4-5 3/4"	660W 250V	9800

\*Insulating paper liner pushes down against Hickey projections.

Note: These items are designed for use with standard socket candle tubes (1<sup>15</sup>/<sub>16</sub>" dia.) and require a minimum of 1<sup>3</sup>/<sub>16</sub>" dia. flat bottom of candle cup for clearance.

NOM Certified except where indicated by \*\*



9805

#### Candle Sockets, Phenolic

##### Medium Base With Removable Turn Knob, Screw Terminals

Description	Rating	Cat. No.
Removable Knob (Short Type), Adjustable Hickey. Overall Height: 4-5 1/2"	250W 250V	9805*
Removable Knob, Removable 1-Leg Hickey. Overall Height: 2 7/16"	250W 250V	9805-A*

\*Note: These items are designed for use with standard socket candle tubes (1<sup>15</sup>/<sub>16</sub>" dia.) and require a minimum of 1<sup>3</sup>/<sub>16</sub>" dia. flat at bottom of candle for clearance



10025

##### Candelabra Base, Keyless\*

Description	Rating	Cat. No.
Screw Terminals; Solid Hickey. Overall Height: 2"	75W 125V	10025
Screw Terminals; Solid Hickey. Overall Height: 1 1/2"	75W 125V	10027
Screw Terminals; Adjustable Hickey: 3 1/4-4 3/4"	75W 125V	10026
Double Snap-In Spring Clips. Height of socket from panel is 1"	75W 125V	10014-800
Leads are #18 AWG 105°C plastic, 24" long, stripped 1/2"		

\*7/8" candle tube. All Hickeys tapped 1/8 IPS



10014-800

### Candelabra and Medium Base Incandescent Lampholders

#### Features and Benefits

- Candelabra socket has white unglazed porcelain body with aluminum screw shell
- Choice of pin-type or pigtail type for temporary lighting applications
- Two-piece pin type automatically pierces wire leads

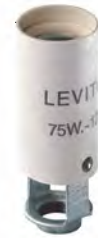
### Candelabra Base Sockets — Porcelain

#### Candelabra Base Screw Terminals

Description	Rating	Cat. No.
Solid Hickey.** Overall Height: 2 3/32" ~	75W 125V	20025

\*\*Other hickey sizes available.

CSA Certified except where indicated by \* and NOM Certified except where indicated by ~



20025

### Keyless Heavy Duty Phenolic Single Circuit Lampholders

#### Two-Piece Pin Type

Description	Rating	Cat. No.
Candelabra Base, Detachable Zinc-Plated Wire Hook. Accepts #20 - #18 Stranded Insulated Wire	75W 125V	267**
Medium Base, Detachable Zinc-Plated Wire Hook. Accepts #14 - #12 Stranded Insulated Wire	660W 250V	167**

Note: Linings assembled.

\*\*For temporary lighting — not waterproof



267

#### Pigtail Type Medium Base with Leads

Description	Rating	Cat. No.
Vinyl, Phenolic Interior and Screw Shell, Brass Shell Contact. Leads are #14 AWG, 6" Long, Stripped 3/4", Molded into Boots~	660W 250V	55**
Phenolic with Brass Screw Shell. Leads Soldered and Hot Waxed in Deep Well are #14 AWG 6" Long	660W 250V	157**
Same as 157 above, with Left-Hand Screw Shell	660W 250V	157-X**
Rubber, Aluminum Screwshell. Leads are #16 AWG, 6" Long, Soldered to Terminals and Sealed in Rubber Boot*	660W 250V	124-D

\*\*For temporary lighting — not waterproof.

All devices are UL Listed except Cat. No. 124-D.

CSA Certified except where indicated by \* and NOM Certified except where indicated by ~.

Note: The listed products may be used at construction sites provided that bulb cages are used and suitable splices are made.

The listing for the products meets the OSHA requirement and is made for open wiring without a separate outlet box



167



55

### High Intensity Discharge Mogul Base Incandescent Lampholders

#### Features and Benefits

- Moguls listed have white glazed porcelain bodies except for 8750 (yellow), 8751 (pink), and 8746 (gray glazed with ceramic arc shield)
- Copper-alloy nickel-plated screw shell

#### Porcelain Mogul Base Lampholders

##### With Leads

Description	Outer Diameter	Overall Height	Rating	Cat. No.
Keyless, Single Circuit. For high pressure sodium lamps up to 1000 watts. 8-32 mounting screws on 1 <sup>3</sup> / <sub>8</sub> " centers	2 1 <sup>1</sup> / <sub>8</sub> "	3 3 <sup>3</sup> / <sub>64</sub> "	1500W 600V 5KV Pulse rated	8746
Keyless, Single Circuit. Position-oriented. For Super Metalarc HID lamps. 8-32 mounting screws on 1 <sup>3</sup> / <sub>8</sub> " centers	2 5 <sup>5</sup> / <sub>32</sub> "	2 39 <sup>39</sup> / <sub>64</sub> "	1500W 600V 4KV Pulse rated	8750
Keyless, Single Circuit. For high-pressure sodium lamps up to 400 watts. 8-32 mounting screws on 1 <sup>3</sup> / <sub>8</sub> " centers	2 5 <sup>5</sup> / <sub>32</sub> "	2 39 <sup>39</sup> / <sub>64</sub> "	1500W 600V 4KV Pulse rated	8756
Low Pressure Sodium. For use with all single-end bayonet base low pressure sodium lamps*~	1 3 <sup>3</sup> / <sub>8</sub> "	1 5 <sup>5</sup> / <sub>8</sub> "	660W 1000V	8806
Designed for Open-Fixture Shielded Metal Halide Lamps. Complies with NFPA 70-2005 for open-rated fixtures. 8-32 mounting screws on 1 <sup>3</sup> / <sub>8</sub> " centers	2 5 <sup>5</sup> / <sub>32</sub> "	2 39 <sup>39</sup> / <sub>64</sub> "	1500W 600V 4KV Pulse Rated	8751

Leads types, lengths and ratings vary with the end use applications.  
Standard leads as well as variations available on inquiry.  
CSA Certified except where indicated by \* and NOM Certified except where indicated by ~

##### Screw Terminals

Description	Outer Diameter	Overall Height	Rating	Cat. No.
Keyless; 2-Piece; Single-Pole*	2 5 <sup>5</sup> / <sub>16</sub> "	2 23 <sup>23</sup> / <sub>64</sub> "	1500W 600V	8765
Keyless;. Single Circuit with 8-32 Lock Nuts on 1 <sup>3</sup> / <sub>8</sub> " Centers. Die-cast caps available upon request	2 5 <sup>5</sup> / <sub>32</sub> "	2 23 <sup>23</sup> / <sub>64</sub> "	1500W 600V	8694

CSA Certified except where indicated by \*



8746



8750



8806



8694








### Compact Fluorescent CFL Ceiling Lampholders

#### Features and Benefits

- 13W GU24 base lamp
- Bi-pin compact fluorescent lampholders
- Impact-resistant thermoplastic construction
- Polycarbonate lamp guard
- Pigtail leads provide easy installation
- Knockout holes on box enable multiple configurations
- Thread-cutting screws facilitate installation of lamp guard
- Lamp Output = 900 lumens
- Lamp Color = 2700 K
- Backed by a limited 2-year warranty on lampholder and guard

#### GU24 Base Fluorescent Ceiling Lampholders

Energy-Saving Keyless Bi-Pin Compact Fluorescent Ceiling Lampholders for Closets and Closed Spaces — 120 WATT 250V AC

Keyless Fluorescent Ceiling Lampholder   		
Description	Rating	Cat. No.
Lampholder	120W-250V AC, 60Hz	9860
Lampholder with 13W Lamp and Lamp Guard	120W-250V AC, 60Hz	9860-BL
Lampholder with 13W Lamp and Lamp Guard	120W-250V AC, 60Hz	9860-LHG
Lamp Guard	120W-250V AC, 60Hz	9860-L
Lampholder with with 13W Bulb	120W-250V AC, 60Hz	9860-B
13W Replacement Lamp	13W	9865



9860



9862

Pull-Chain Fluorescent Ceiling Lampholder		
Description	Rating	Cat. No.
Pull Chain Lampholder with 13W Lamp and Lamp Guard	120W-250V AC, 60Hz	9862-PC
Pull Chain Lampholder with 13W Lamp and Lamp Guard	120W-250V AC, 60Hz	9862-PCH

#### Occupancy Sensor Fluorescent Ceiling Lampholders

Automatically turns light on when sensing motion.

Occupancy Sensor Fluorescent Ceiling Lampholders		
Description	Rating	Cat. No.
Lampholder with 13W Lamp Guard	13W-120V AC, 60Hz	9863-OCC
Lampholder with 13W Lamp and Lamp Guard	13W-120V AC, 60Hz	9863-SEN

Note: Ceiling Mount only.

Note: Not intended for use with incandescent lamps, dimmers or occupancy sensors



9863



#### Related Products

Leviton offers a wide selection of occupancy and vacancy sensors for residential and commercial applications. See pages N-2 to N-32 in the Energy Management section for more information.

## CFL | Long Twin Tube with 2G11 Base

### Long Twin Tube with 2G11 Base — Compact Fluorescent Lampholders

#### Features and Benefits

- Vertical snap-in model allows wires to be routed on either top or bottom of panel
- Two wiring ports per contact speed harness wiring
- Internal shunt models eliminate need for extra jumper wire in fixtures designed for electronic ballasts
- Low-profile design for smaller, more compact fixtures
- Superior metal-spring lamp retainer clips

#### 4-Pin Long Twin-Tube with 2G11 Base — Slide-In Mounting

Description	Rating	Cat. No.
Slide-In for 18-20 Ga. Panels, Quickwire Terminals	660W 600V	13452



13452

#### 4-Pin Long Twin-Tube with 2G11 Base — Bottom or Back Mounting

Description	Rating	Cat. No.
Vertical Snap-In Mounting, Side Push-In Wiring	660W 600V	13453
Same as above, with Internal Shunt Connection for Electronic Ballasts	660W 600V	23453
Horizontal Snap-In Mounting, Bottom Push-In Wiring	660W 600V	13454
Same as above, with Internal Shunt Connection for Electronic Ballasts	660W 600V	23454
Horizontal Screw-Mount, Bottom Push-In Wiring	660W 600V	13455
Same as above, with Internal Shunt Connection for Electronic Ballasts	660W 600V	23455

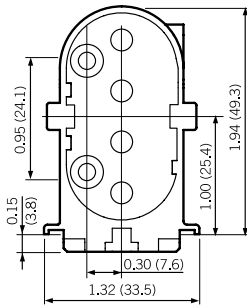


13454

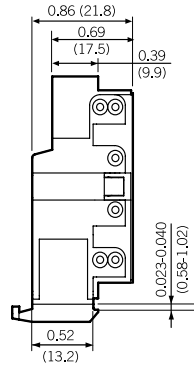


### Dimensions for Long Twin Tube with 2G11 Base

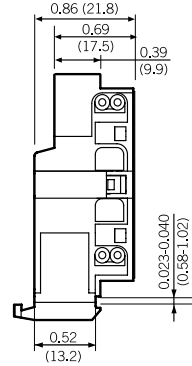
13453 and 23453



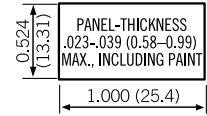
13453



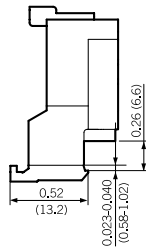
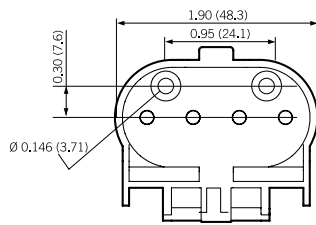
23453



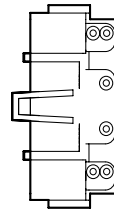
Recommended Panel Opening for 13453, 23453, 13454 and 23454



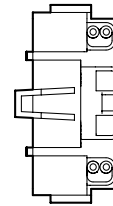
13454 and 23454



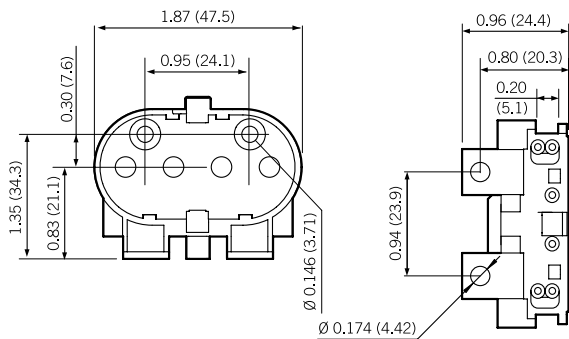
13454



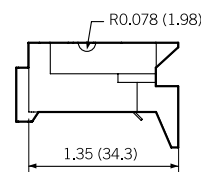
13454



13455 and 23455



23454



## CFL | 2G11 Lamp Support Clips

### Lamp Support Clips for Long Twin Tube 2G11 Base Fluorescent Lampholders

#### Features and Benefits

- Choice of quality lamp support clips in a variety of configurations for long twin tube lamps with 2G11 base
- UV stable clear polycarbonate clips for vertical or horizontal mounting
- Stainless steel clips with UV stable clear polycarbonate base for horizontal mounting only; short or tall versions
- Plastic clips for slide-on or screw-mount

#### Plastic and Stainless Steel Lamp Support Clips

Description	Cat. No.
Plastic Lamp Support Clip, Slide-On	23452-A*
Plastic Lamp Support Clip, Screw Mount	23452-B*
Horizontal Snap-In Lamp Support Clip for 13454, 23454, 13455 and 23455. UV-Stable, Clear Polycarbonate	23452-H*
Vertical Snap-In Lamp Support Clip for 13453 and 23453. UV-Stable, Clear Polycarbonate	23452-V*
Stainless Steel Horizontal Lamp Support Clip, Short Version	23452-MTS
Stainless Steel Horizontal Lamp Support Clip, Tall Version	23452-MTL

\*Note: Leviton strongly recommends replacing support clips 23452-A, 23452-B, 23452-V and 23452-H during lamp replacement



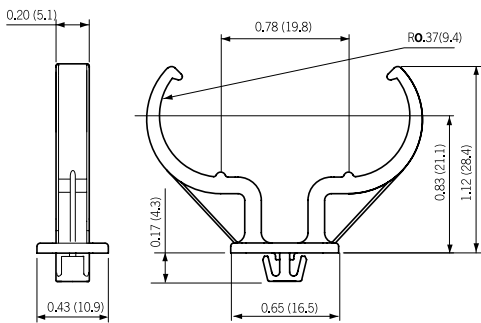
23452-H



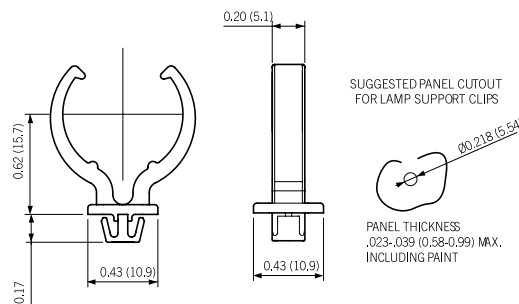
23452-V

#### Dimensions for Lamp Support Clips for Long Twin Tube with 2G11 Base

Horizontal Lamp Support Clip—23452-H

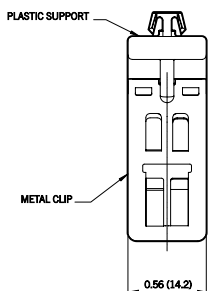


Vertical Lamp Support Clip—23452-V

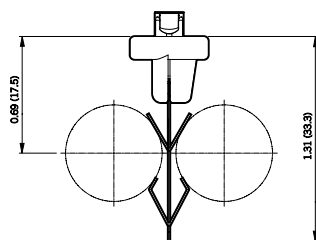


23452-MTS

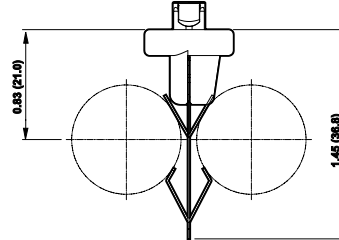
Horizontal Lamp Support Clips  
23452-MTS,  
234452-MTL



Horizontal Lamp Support Clip, Short  
23452-MTS



Horizontal Lamp Support Clip, Tall  
23452-MTL



23452-MTL

Lampholders

### Compact Fluorescent Lampholders (CFLs)

#### Features and Benefits

- “Smart” CFL Lampholders are color-coded for easy wattage identification
- Bottom snap-in versions for easier panel assembly
- Snap-in versions designed for 16 Ga. panels
- Metal-spring lamp-retainer clip provides positive lamp retention and is more durable than plastic clips
- Two wiring ports per contact speed harness wiring
- Four screw holes for greater mounting flexibility
- Wire routing options for top or bottom side of mounting panel for easier assembly
- White thermoplastic body

### 10mm Compact Fluorescent Lampholders

#### For G23 and G23-2 Lamp Bases

Rating	Color	Cat. No.	Lamp Base	Wattage
75W 600V	White	26719-100	G23, G23-2	5W, 7W
75W 600V	White	26719-200	G23, G23-2	5W, 7W
75W 600V	White	26719-300*	G23, G23-2	9W
75W 600V	White	26719-400	G23, G23-2	9W
75W 600V	White	26719-500	G23, G23-2	9W

\*Not compatible with 13-watt DTT lamps

#### For GX23 and GX23-2 Lamp Bases

Rating	Color	Cat. No.	Lamp Base	Wattage
75W 600V	White w/Black	26720-100	G23, G23-2	13W
75W 600V	White	26720-200	GX23, GX23-2	13W
75W 600V	White w/Black	26720-300*	GX23	13W
75W 600V	White w/Black	26720-400	GX23, GX23-2	13W
75W 600V	White w/Black	26720-500	GX23, GX23-2	13W

\*Not compatible with 13-watt DTT lamps

Continued on next page



26719-100



26719-200



26720-300



26720-400

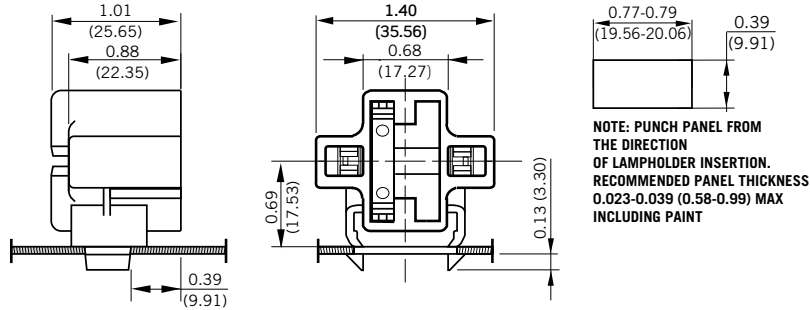
## CFL | Compact Fluorescent

Continued from previous page

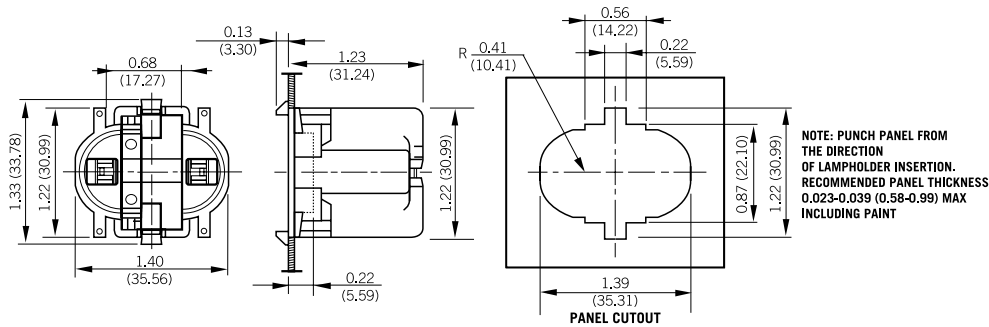
### Compact Fluorescent Lampholders (CFLs)

#### Dimensions for Compact Fluorescent Lampholders

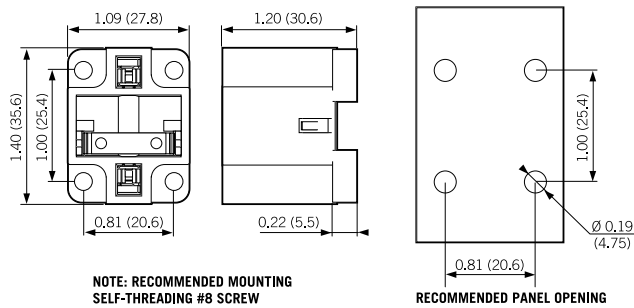
Horizontal Snap-In CFLs — 26720-100 Shown



Vertical Top Snap-In CFLs — 26720-300 Shown



4-Hole Vertical Screw-Down CFLs — 26720-400 Shown



Lampholders

### 10mm Compact Fluorescent Lampholders (CFLs)

#### Features and Benefits

- “Smart” CFL lampholders are color-coded for easy wattage identification
- Bottom snap-in versions for easier panel assembly available for 16 Ga. and 18-20 Ga. panels
- All 4-pin lampholders have internal rejection feature that prevents insertion of 2-pin lamps
- Metal-spring lamp-retainer clip provides positive lamp retention and is more durable than plastic clips
- Two wiring ports per contact speed harness wiring
- Four screw holes for greater mounting flexibility
- Wire routing options for top or bottom side of mounting panel for easier assembly
- White thermoplastic body

### 10mm Compact Fluorescent Lampholders

#### For G24d Lamp Bases — 2-Pin

Rating	Color	Cat. No.	Lamp Base	Wattage
75W 600V	White w/Black	<a href="#">26725-201</a>	G24d-1	10W, 13W
75W 600V	White w/Black	<a href="#">26725-221</a>	G24d-1	10W, 13W
75W 600V	Green	<a href="#">26725-202</a>	G24d-2	18W
75W 600V	Green	<a href="#">26725-222</a>	G24d-2	18W
75W 600V	Orange	<a href="#">26725-203</a>	G24d-3	26W
75W 600V	Orange	<a href="#">26725-223</a>	G24d-3	26W
75W 600V	White w/Black	<a href="#">26725-211</a>	G24d-1	10W, 13W
75W 600V	Green	<a href="#">26725-212</a>	G24d-2	18W
75W 600V	Orange	<a href="#">26725-213</a>	G24d-3	26W



26725-213

#### For G24q and GX24q Lamp Bases — 4-Pin

Rating	Color	Cat. No.	Lamp Base	Wattage
75W 600V	White w/Black	<a href="#">26725-401</a>	G24q-1	10W, 13W
75W 600V	White w/Black	<a href="#">26725-421</a>	G24q-1	10W, 13W
75W 600V	Green	<a href="#">26725-402</a>	G24q-2	18W
75W 600V	Green	<a href="#">26725-422</a>	G24q-2	18W
75W 600V	Orange	<a href="#">26725-403</a>	G24q-3,	26W, 32W
75W 600V	Orange	<a href="#">26725-423</a>	GX24q-3	26W, 32W
75W 600V	Yellow	<a href="#">26725-404</a>	GX24q-4	42W
75W 600V	Yellow	<a href="#">26725-424</a>	GX24q-4	42W
75W 600V	White	<a href="#">26725-429</a>	G24q-3	32W, 42W
75W 600V	White	<a href="#">26725-429</a>	GX24q-4	26W, 32W, 42W
75W 600V	White	<a href="#">26725-429</a>	GX24q-4	26W, 32W, 42W
75W 600V	White w/Black	<a href="#">26725-411</a>	G24q-1	10W, 13W
75W 600V	Green	<a href="#">26725-412</a>	G24q-2	18W
75W 600V	Orange	<a href="#">26725-413</a>	G24q-3,	26W
75W 600V	Orange	<a href="#">26725-413</a>	GX24q-3	26W, 32W
75W 600V	Yellow	<a href="#">26725-414</a>	GX24q-4	42W
75W 600V	White	<a href="#">26725-419</a>	G24q-3	26W
75W 600V	White	<a href="#">26725-419</a>	GX24q-4	32W, 42W



26725-419

Note: Lamp names are trademarked by manufacturers

Continued on next page

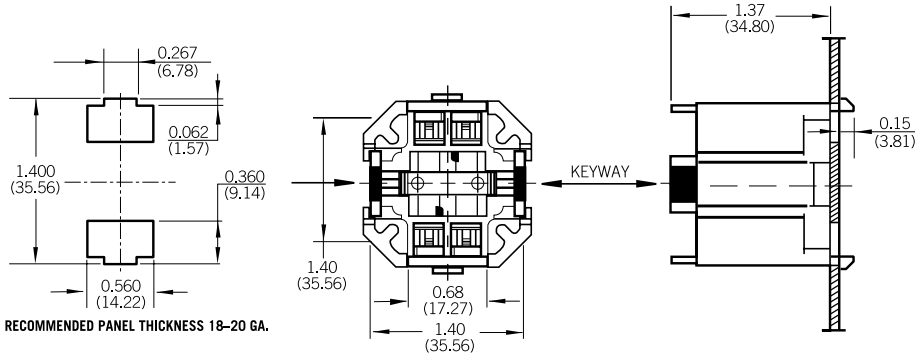
## CFL | 10mm Compact Fluorescent

Continued from previous page

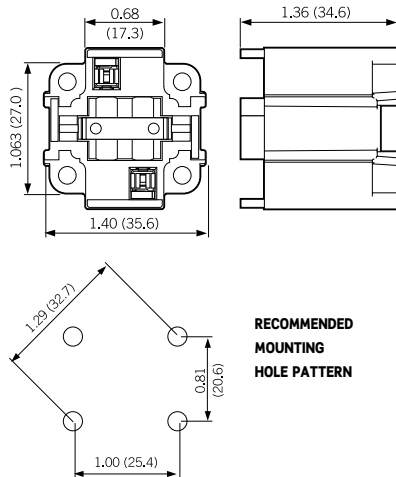
### 10mm Compact Fluorescent Lampholders (CFLs)

#### Dimensions for 10mm Compact Fluorescent Lampholders

Bottom Snap-In CFLs for 18–20 Ga Panels  
26725-421 Shown



4-Hole Bottom Screw-Down CFLs  
26725-213 Shown





### “Smart” CFL Lampholders

#### Features and Benefits

- “Smart” CFL lampholders are color-coded for easy wattage identification
- Bottom snap-in versions for easier panel assembly available for 16 Ga. and 18-20 Ga. panels
- All 4-pin lampholders have internal rejection feature that prevents insertion of 2-pin lamps
- Metal-spring lamp-retainer clip provides positive lamp retention and is more durable than plastic clips
- Two wiring ports per contact speed harness wiring
- Wire routing options for top or bottom side of mounting panel for easier assembly
- Bodies are white thermoplastic (with color coding as indicated)
- Quick-connect push-in wiring terminals accept #18 AWG solid or twisted-and-overtinned leads, stripped 3/8 inch

### 10mm Compact Fluorescent Lampholders with Round Bodies

#### For G24d Lamp Bases, 2-Pin

Rating	Color	Cat. No.	Lamp Base	Wattage
75W 600V	Black	26725-2A1	G24d-1	10W/13W
75W 600V	Green	26725-2A2	G24d-2	18W
75W 600V	Orange	26725-2A3	G24d-3	26W



26725-4A2

#### For G24d Lamp Bases, 2-Pin

Rating	Color	Special	Cat. No.	Lamp Base	Wattage
75W 600V	Black	—	26725-4A1	G24q-1	10W/13W
75W 600V	Green	—	26725-4A2	G24q-2	18W
	Green	—		GX24q-2	
75W 600V	Orange	—	26725-4A3	G24q-3	26W
	Orange	—		GX24q-3	
75W 600V	Yellow	—	26725-4A4	G24q-4	26W/32W
75W 600V	Blue	—	26725-4A5	G24q-5	42W
75W 600V	Red	—	26725-4A6	G24q-6	42W
75W 600V	White	—	26725-4A9	G24q-3	26W/32W/42W
	Body only	Universal		GX24q-4	



26725-4A3



26725-4A6

#### Twist-in Socket For G24q and GX24q Lamp Bases, 4-Pin

Rating	Color	Special	Cat. No.	Lamp Base	Wattage
120W, 600V	White Body with Black	—	26800-4A1	G24q-1	13W
		—		GX24q-1	
120W, 600V	White Body with Green	—	26800-4A2	G24q-2	18W
		—		GX24q-2	
120W, 600V	White	—	26800-4A9	G24q-3	26W/32W/42W
	Body only	Universal		GX24q-4	
120W, 600V	White Body with Purple	—	26800-4A8	GX24q-5	57W/70W
		Universal		GX24q-6	



26800

Continued on next page

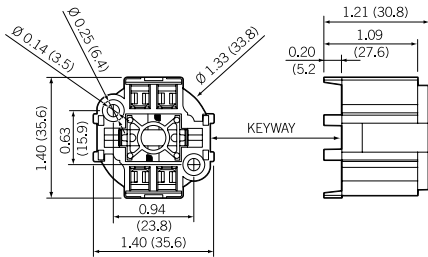
## CFL | Smart CFL

Continued from previous page

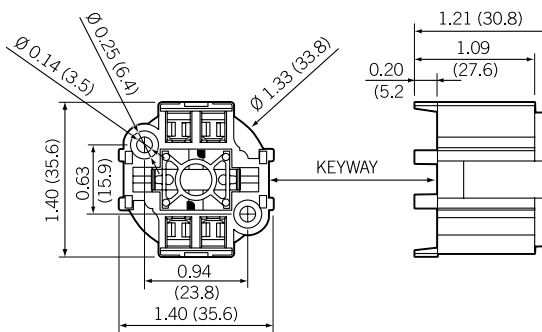
### “Smart” CFL Lampholders

#### Dimensions for “Smart” Compact Fluorescent Lampholders

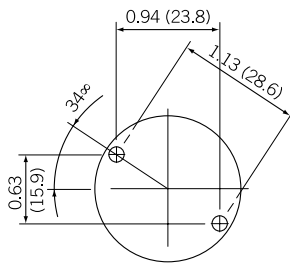
26725-4A5



All Round-Body CFLs  
26725-4A5 Shown

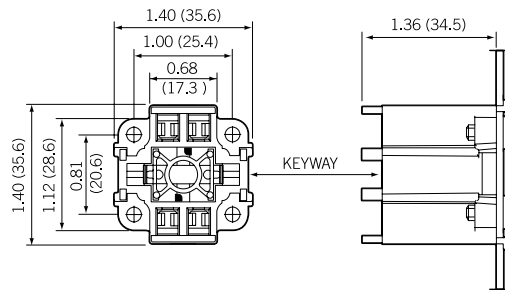


All Round-Body CFLs

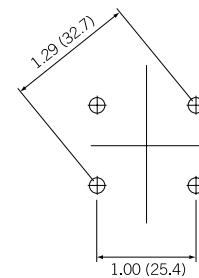


**RECOMMENDED PANEL OPENING  
FOR ALL ROUND-BODY CFLs**

4-Hole Bottom Screw-Down CFLs  
26725-415 Shown

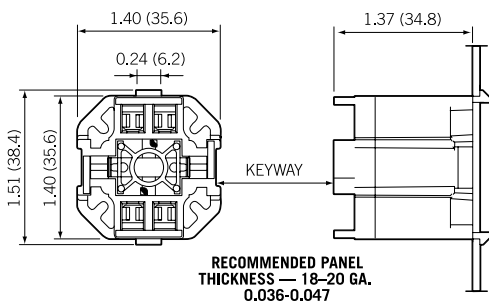


**RECOMMENDED MOUNTING SCREW #8 SELF-CUTTING**



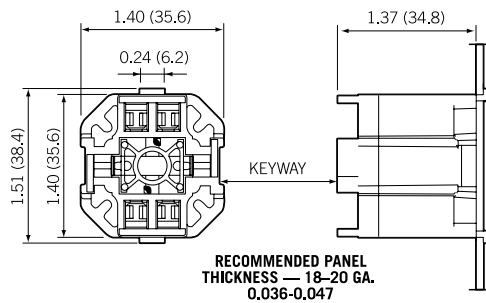
**RECOMMENDED HOLE PATTERN**

26725-426

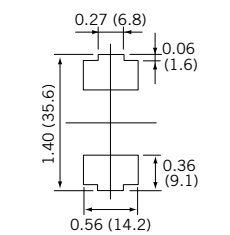


**RECOMMENDED PANEL  
THICKNESS — 18–20 GA.  
0.036–0.047**

Bottom Snap-In CFLs for 18–20 Ga Panels  
26725-426 Shown



**RECOMMENDED PANEL  
THICKNESS — 18–20 GA.  
0.036–0.047**



**RECOMMENDED PANEL OPENING**



### GU-24 Series Lampholders

Leviton's new GU-24 Series bi-pin twist-lock lampholders provide new alternatives for high-efficacy lighting in residential and commercial applications. By creating a single, universal configuration, they provide a simple solution that can accommodate integrated-ballast compact fluorescent lamps in multiple wattages. And, most importantly, the GU-24 base lamps can be used in luminaires intended to comply with a host of recognized energy efficiency standards and regulatory mandates, such as ENERGY STAR and California Title 24.

#### Features and Benefits

- Designed for integrated-ballast compact fluorescent lamps with GU-24 base
  - Three different mounting configurations designed to match common medium base
- Accommodates most standard mounting configurations — panel, collar and bracket — for medium-base screwshell lampholders
- Accommodates standard wattages of GU-24 size lamps
- Helps satisfy ENERGY STAR and California Title 24 energy efficiency standards
- Rated 250V, 120W
- Thermoplastic body material is PC; UL flammability rating is 94V-2

#### For G24 Lamp Bases, 2-Pin

Description	Rating	Cat. No.	Mounting Information
Bracket Mount GU-24 Base Lampholder	120W-250V	26730	1/8-27 IPS Thread Bracket with Inside Extrusion
Collar Mount GU-24 Base Lampholder	120W-250V	26735	1/8-27 IPS Thread Collar with Set Screw
Panel Mount GU-24 Base Lampholder	120W-250V	26740	Eyelets Accept #4 & 5 Mounting Screws
E26 to GU24 Adapter	120W-250V	26745	E26 screwshell

Note: ENERGY STAR is a joint program of the U.S. Environmental Protection Agency and the U.S. Department of Energy. It helps consumers save money and protect the environment through energy efficient products and practices. The Energy Efficiency Standards for Residential and Nonresidential Buildings (referred to as Title 24) were established in 1978 in response to a legislative mandate to reduce California's energy consumption. The standards are updated periodically to allow consideration and possible incorporation of new energy efficiency technologies and methods

Continued on next page



26730



26735



26740



26745

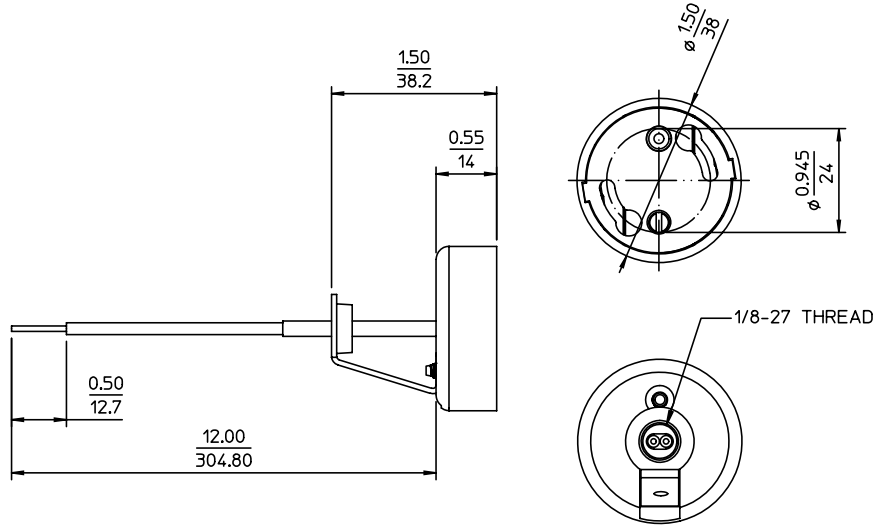
## CFL | GU-24 Series

Continued from previous page

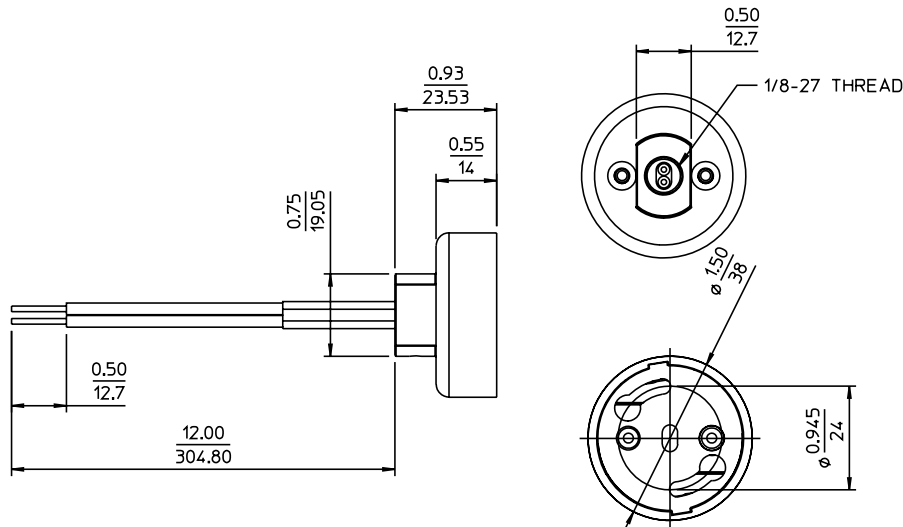
### GU-24 Series Lampholders

#### Dimensions for GU-24 Series Lampholders

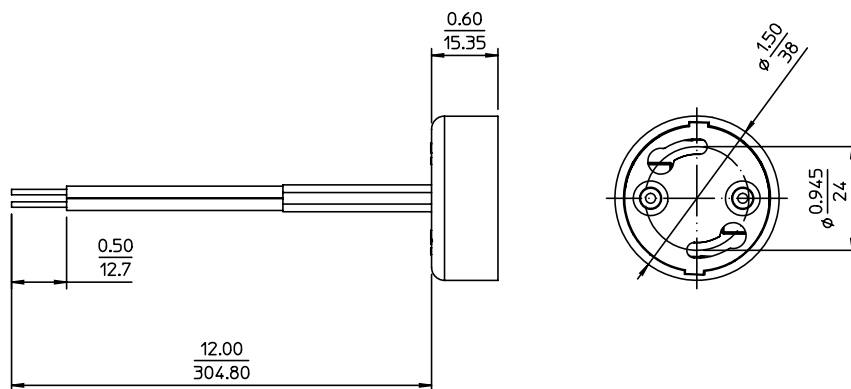
26730



26735



26740



K Lampholders

## Lighting & Fan Speed Controls



Box Mounted Controls .....	L-2
Dimmers & Fan Speed Controls .....	L-2
Traditional .....	L-2
Decora® .....	L-6
Specialty .....	L-18
Timer Switches .....	L-19
Occupancy/Vacancy/Humidity Sensors .....	L-22
Architectural Lighting Controls .....	L-28
Sapphire™ LCD Touch Screen .....	L-28
Dimensions® .....	L-29
Remembrance .....	L-41
a-2000 .....	L-42
Modular Dimming Systems .....	L-46
Power Extenders .....	L-48
Renoir™ II .....	L-49



## TRADITIONAL CONTROLS

### Box Mounted Controls

Leviton offers a wide variety of box mounted lighting controls that combine sophisticated design with state-of-the-art technology. These include, dimmers, fan speed controls, timer switches, occupancy/vacancy sensors and specialty controls. Our lighting controls provide precise, dependable control and complement any residential application, while offering the potential for significant energy savings.

### Traditional Dimmers & Fan Speed Controls

Leviton's traditional dimmers and fan speed controls are compact in design, install easily and come in electro-mechanical and digital styles with preset and non-preset models. They are the ideal tool to help create the perfect ambiance within a room and help conserve energy to reduce overall energy costs.

#### Traditional Dimmers



**Color Choices** Traditional dimmers are offered in the following colors. To order colors, add suffix to Cat. No.



White  
(-W)



Ivory  
(-I)



Light Almond  
(-T)



Gray  
(-G/-GY)



Black  
(-E)



Brown  
(-B)

Note: Not all models come in all colors. Color Change Kits available for specific devices. See listings for details. Products with suffix (-Z) include White, Ivory and Light Almond



#### Wallplates

Find the right wallplate for any application. See section T for Wallplates & Weather-Resistant Covers.

### Toggle Dimmer

#### Features and Benefits

- Replaces standard toggle switch
- Easy-to-install, shallow design
- Built-in radio/TV interference filter
- Positive ON/OFF action with smooth, full range brightness control
- Backed by a limited 5-year warranty

### Toggle Dimmers

Dimmers			
Description	Rating	Cat. No.	Color
Incandescent Dimmer, single pole	600W-120V AC	6641	W, I
Incandescent Dimmer, single pole or 3-way	600W-120V AC	6643	W, I
Incandescent Dimmer, single pole, illuminated	600W-120V AC	6691	Clear
Incandescent Dimmer, single pole or 3-way, illuminated	600W-120V AC	6693	Clear

#### Color

To order colors, add suffix to basic Cat. No. White (-W) and Ivory (-I).



6641



#### Related Products

Use Leviton Power Extenders to extend the load capacity of box mounted dimmers. Leviton Power Extenders are available for incandescent, magnetic low voltage, electronic low voltage, Mark 10® Powerline fluorescent dimming ballasts or equivalents and 0-10 VDC dimmable fluorescent ballasts such as Mark 7® 0-10V, OSRAM Sylvania Quicktronic® Helios™ or equivalent ballasts. **See page L-48 for more information.**

## TRADITIONAL CONTROLS | Trimatron™ Rotary

### Trimatron™ Rotary

#### Features and Benefits

- Select, traditional lighting controls feature an ultra compact design that fits in even the tightest wallboxes
- Built-in radio/TV interference filter
- Quiet 1.5 amp Trimatron Fan Speed Control is ideal for libraries, study rooms and any area where ceiling fan noise could become distracting. Full range 5 amp fan speed controls also available
- Wire leads provided for fast, easy installation
- Backed by a limited 5-year warranty

### Trimatron™ Deluxe Full Range Rotary Controls

#### Dimmers

Description	Rating	Cat. No.	Color
Incandescent Dimmer, push ON/push OFF, single pole or 3-way	600W-120V AC	6683-10	Z
Incandescent Dimmer, single pole (Not UL Listed or CSA Certified)	600W-220V AC/50Hz	6602-220	W

#### Accessories

Description	Cat. No.	Color
Decora® Adapter for Rotary Dimmers — plastic, standard size; fits over .406" dimmer shaft	80400	W, I, E, B*
Dimmer Knobs with metal insert (packed 25 per box)	26115	W, I, T, E, B*

#### Fan Speed Controls

Description	Rating	Cat. No.	Color
Full-Range Fan Speed Control	5A-120V AC	6616-X	W, I
Quiet Fan Speed Control	1.5A-120V AC	6639	Z

\*80400 and 26115 also available in Brown (no suffix)



6683



6616-X

### Maximum Load for Multi-Gang Applications

In multi-gang applications, derating is required in accordance with the following chart. Many controls have side sections and fin removal is required (consult instruction sheets for further details).

#### Maximum Load for Multi-Gang Applications

Cat. No.	Single	2-Gang	3-Gang or more
6683	600W	500W	400W
6616-X	5A	4.1A	3.3A
6639	1.5A	1.5A	1.5A

#### Color

To order colors, add suffix to basic Cat. No. White (-W), Ivory (-I), Light Almond (-T) and Black (-E). \*80400 and 26115 also available in Brown (no suffix). Some products come packaged with 3 colors. Products with suffix (-Z) include White, Ivory and Light Almond.



### ToggleTouch® Digital

#### Features and Benefits

- Provides a unique combination of toggle ON/OFF switching and digital touch pad technology
- Designed for smooth ON/OFF toggle action and easy-to-operate fingertip touch dimming control
- Provides single pole or 3-way control when used with a 3-way switch
- Touch pads match color of toggle switch
- Compatible with Leviton standard toggle wallplates and all Leviton toggle switches
- Provides preset dimming with soft ON feature
- LED locator illuminates when lights are OFF
- Protected memory during temporary power failures ensures that ToggleTouch will retain last setting before power interruption
- Built-in radio/TV interference filter
- Backed by a limited 5-year warranty

#### ToggleTouch® Digital Dimmers — Single Pole or 3-Way

Description	Rating	Cat. No.	Color
Incandescent Dimmer with LED locator	600W-120V AC	TGI06-1L	W, I, T, B
Incandescent Dimmer with LED locator	1000W-120V AC	TGI10-1L	W, I, T, G
Magnetic Low Voltage Dimmer with LED locator	1000VA (800W)-120V AC	TGM10-1L	W, I, T

**Note:** Sharing a neutral wire may cause flickering. Connect all dimmers to the same phase or run a separate neutral to each phase. Consult Leviton Techline if problems persist.



TGI06-1L

### Maximum Load for Multi-Gang Applications

In multi-gang applications, derating is required in accordance with the following chart. Many controls have side sections and fin removal is required (consult instruction sheets for further details).

#### Maximum Load for Multi-Gang Applications

Cat. No.	Single	2-Gang	3-Gang or more
TGI06-1L	600W	500W	400W
TGI10-1L	1000W	800W	700W
TGM10-1L	1000VA (800W)	800VA (640W)	700VA (560W)

#### Color

To order colors, add suffix to basic Cat. No. White (-W), Ivory (-I), Light Almond (-T), Gray (-G) and Brown (-B).



#### Related Products

Use Leviton Power Extenders to extend the load capacity of box mounted dimmers. Leviton Power Extenders are available for incandescent, magnetic low voltage, electronic low voltage, Mark 10® Powerline fluorescent dimming ballasts or equivalent and 0-10 VDC dimmable fluorescent ballasts such as Mark 7® 0-10V, OSRAM Sylvania Quicktronic® Helios™ or equivalent ballasts. **See page L-48 for more information.**

ToggleTouch® is a registered trademark of Leviton Manufacturing Co., Inc.

## DECORA® CONTROLS

### Decora® Dimmers & Fan Speed Controls

Leviton's Decora® dimmers and fan speed controls offer innovation and elegance to suit any décor. All of these products deliver the high performance and reliability you've come to expect from the Decora® name and are the ideal tool to help create the perfect ambiance within a room and help conserve electricity to reduce overall energy costs.

#### Decora® Dimmers



**Color Choices** Decora® dimmers and fan speed control devices are offered in a wide range of colors. To order colors, add suffix to Cat. No.

- |            |            |                   |               |            |            |          |
|------------|------------|-------------------|---------------|------------|------------|----------|
|            |            |                   |               |            |            |          |
| White (-W) | Ivory (-I) | Light Almond (-T) | Gray (-G/-GY) | Black (-E) | Brown (-B) | Red (-R) |

Note: Not all models come in all colors. Color Change Kits available for specific devices. See listings for details. Products with suffix (-Z) include White, Ivory and Light Almond



#### Wallplates

Find the right wallplate for any application. See section T for Wallplates & Weather-Resistant Covers.

## SureSlide®

### Features and Benefits

- All SureSlide® devices have a linear slide control for precise operation
- Preset versions provide single pole or 3-way lighting control when used with a 3-way switch
- Illuminated versions feature optional use Neon locator
- Streamlined, popular Decora® styling complements interiors and is compatible with other Decora® devices
- Compatible with Decora Plus™ screwless wallplates and Decora® wallplates
- Built-in radio/TV interference filter
- Quiet 1.5 amp fan speed controls are ideal for libraries, study rooms and any area where ceiling fan noise could become distracting. Full range 5 amp fan speed controls also available
- 6674/6672 are designed specifically to provide full-range dimming of dimmable LED and CFL lamps as well as incandescent
- Electronic low voltage dimmers compatible with most LED fixtures using LED drivers
- Backed by a limited 5-year warranty

### SureSlide® Full Range Slide Controls

Dimmers			
Description	Rating	Cat. No.	Color
LED/CFL/Incandescent single pole slide-to-off with optional use LED locator	LED/CFL: 150W-120V AC Incandescent: 600W-120V AC	6672	W, I, T
LED/CFL/Incandescent Dimmer, single pole or 3-way with preset ON/OFF Switch	LED/CFL: 150W-120V AC Incandescent: 600W-120V AC	6674	W, I, T, E, B
Incandescent Dimmer, single pole slide-to-off with optional use LED locator	600W-120V AC	6631-L	W, I, T
Incandescent Dimmer, single pole or 3-way with preset ON/OFF switch with optional use LED locator	600W-120V AC	6633-PL	W, I, T, G
Incandescent or Magnetic Low Voltage Dual slide-to-OFF Dimmer, two single pole loads	300W or 300VA per circuit; 600W/600VA total	6628	W, I
Magnetic Low Voltage Dimmer, single pole or 3-way with preset ON/OFF switch with optional LED	600VA (450W)-120V AC	6613-PL	W
Electronic Low Voltage Dimmer, single pole or 3-way with preset ON/OFF switch	300W-120V AC	6615-P	W



6672



6674

Fan Speed Controls			
Description	Rating	Cat. No.	Color
Full-Range Fan Speed Control, single pole	5A-120V AC	6627-1	W, I, B
Full-Range Fan Speed Control, single pole or 3-way with preset ON/OFF	5A-120V AC	6637-P	W, I, T
Quiet Step Fan Speed Control, single pole or 3-way with preset ON/OFF	1.5A-120V AC	6629-3	W, I, T
Dual Quiet Fan Speed Control and Dimmer	1.5A Fan Control/ 300W Dimmer	6630	W, I, T

Continued on next page

## DECORA® CONTROLS | SureSlide®

Continued from previous page

### SureSlide® Full Range Slide Controls

#### Maximum Load for Multi-Gang Applications

Cat. No.	Single	2-Gang	3-Gang or more
6631-L	600W	500W	400W
6633-PL	600W	500W	400W
6628	600W/VA total	500W/VA total	400W/VA total
6613-PL	600VA (450W)	500VA (375W)	400VA (300W)
6615-P	300W	300W	250W
6627-1	5A	4.1A	3.3A
6637-P	5A	4.1A	3.3A
6629-3	1.5A	1.5A	1.5A
6630	300W/1.5A	300W/1.5A	300W/1.5A
6672 LED/CFL	150W	150W	150W
Incandescent	600W	500W	400W
6674 LED/CFL	150W	150W	150W
Incandescent	600W	500W	400W

**Note:** Sharing a neutral wire may cause flickering. Connect all dimmers to the same phase or run a separate neutral to each phase. Consult Leviton Techline if problems persist.

#### Color

To order colors, add suffix to basic Cat. No. White (-W), Ivory (-I), Light Almond (-T), Gray (-G), Black (-E) and Brown (-B).



#### Related Products

Use Leviton Power Extenders to extend the load capacity of box mounted dimmers. Leviton Power Extenders are available for incandescent, magnetic low voltage, electronic low voltage, Mark 10® Powerline fluorescent dimming ballasts or equivalents and 0-10 VDC dimmable fluorescent ballasts such as Mark 7® 0-10V, OSRAM Sylvania Quicktronic® Helios™ or equivalent ballasts. **See page L-48 for more information.**

SureSlide® is a registered trademark of Leviton Manufacturing Co., Inc.

## IllumaTech® Preset Slide

### Features and Benefits

- Fluid slide movement allows fine adjustment of light level with minimum effort
- Captive wraparound slide bar remains securely attached
- Easy-to-use push button switch with conveniently positioned green LED locator
- Provides single pole and multi-location lighting control when used with a 3-way switch
- Streamlined, popular Decora® styling complements interiors and is compatible with other Decora® devices
- Compatible with Decora Plus™ screwless wallplates and Decora® wallplates
- Power failure recovery ensures retention of last setting before power interruption
- Built-in radio/TV interference filter
- Quiet 1.5 amp fan speed controls are ideal for bedrooms, libraries, study rooms and any area where ceiling fan noise could become distracting. Full range 5 amp fan speed controls also available
- Color change kits are available to allow fast color changeover to simplify stocking inventory and feature a self-aligning mechanism that automatically connects it to internal slider
- IPL06 is designed specifically to provide full-range dimming of dimmable LED and CFL lamps as well as incandescent and Halogen
- Electronic low voltage dimmers (IPE04) compatible with most LED fixtures. Requires ELV type or trailing edge dimmers
- NAFTA Compliant models available
- Backed by a limited 5-year warranty

## Illumatech Preset Slide Controls — Single Pole or 3-Way

Dimmers			
Description	Rating	Cat. No.	Color
LED/CFL/Incandescent Dimmer, no LED	600W-120V AC Incandescent 150W-120V AC LED & CFL	IPL06-10	Z
Incandescent Dimmer with LED locator	600W-120V AC	IPI06-1L*	Z
Incandescent Dimmer with LED locator	1000W-120V AC	IPI10-1L	Z
Magnetic Low Voltage Dimmer with LED locator	600VA (450W)-120V AC	IPM06-1L	Z
Magnetic Low Voltage Dimmer with LED locator	1000VA (800W)-120V AC	IPM10-1L	Z
Electronic Low Voltage Dimmer with LED locator; neutral required	400VA (320W)-120V AC	IPE04-1L*	Z
Fluorescent Dimmer for Mark 10® Powerline Ballast, no LED	600VA-120V AC	IPX06-10	Z
Fluorescent Dimmer for Mark 10® Powerline Ballast, no LED	600VA-277V AC	IPX06-70	Z
Fluorescent Dimmer Mark 10® Powerline Ballast, no LED	1000VA-120V AC	IPX10-10*	Z
Fluorescent Dimmer for Mark 10® Powerline Ballast, no LED	1200VA-277V AC	IPX12-70	Z
Fluorescent Dimmer for Mark 7® 0-10V Ballast with LED locator	1200VA @ 120V AC 1500VA @ 277V AC	IP710-DL*	Z
LED Dimmer for 0-10V Power Supplies, no LED	1200VA @ 120V AC 1500VA @ 277V AC	IP710-LF*	Z

Fan Speed Controls			
Description	Rating	Cat. No.	Color
Quiet Fan Speed Control with LED locator, neutral required	1.5A-120V AC	IPF01-1L	Z
Fully Variable Fan Speed Control with LED locator, neutral required	5A-120V AC	IPF05-1L	Z



IPL06-10



IPI10-1L

Z — Comes packaged with three colors: White, Ivory and Light Almond.

\*NAFTA compliant models available — for more information, visit [www.leviton.com/nafta](http://www.leviton.com/nafta)  
Mark 10® Powerline and Mark 7® are registered trademarks of Advance Transformer Co.

## DECORA® CONTROLS | IllumaTech®

### Color Change Kits for IllumaTech® Slide Controls

Color Change Kits for IllumaTech® Slide Controls		
Description	Cat. No.	Color
Color Change Kit for IPL06; no LED locator	IPKIT-LN	W, I, T, G, E, R, B
Color Change Kit with LED locator	IPKIT-00	W, I, T, G, E, R, B
Color Change Kit; no LED locator	IPKIT-0N	W, I, T, G, E, R, B
Color Change Kit for Fan Speed Control with LED locator	IPQFK-00	W, I, T, G, E, R, B



IPKIT Sample Colors

### Maximum Load for Multi-Gang Applications

Maximum Load			
Cat. No.	Single	2-Gang	3-Gang or more
IPL06-10	600W Incandescent 150W LED/CFL	500W Incandescent 150W LED/CFL	400W Incandescent 150W LED/CFL
IPI06-1L	600W	500W	400W
IPI10-1L	1000W	800W	700W
IPE04-1L	400VA (320W)	350VA (280W)	250VA (200W)
IPM06-1L	600VA (450W)	500VA (375W)	400VA (300W)
IPM10-1L	1000VA (800W)	800VA (640W)	700VA (560W)
IP710-DL	1200VA @ 120V AC 1500VA @ 277V AC	1200VA @ 120V AC 1500VA @ 277V AC	1200VA @ 120V AC 1500VA @ 277V AC
IP710-LF	1200VA @ 120V AC 1500VA @ 277V AC	1200VA @ 120V AC 1500VA @ 277V AC	1200VA @ 120V AC 1500VA @ 277V AC
IPX06-10	600VA	500VA	400VA
IPX10-10	1000VA	800VA	700VA
IPX06-70	600VA	600VA	600VA
IPX12-70	1200VA	1200VA	1200VA
IPF01-1L	1.5A	1.5A	1.5A
IPF05-1L	5A	4.1A	3.3A

**Note:** Sharing a neutral wire may cause flickering. Connect all dimmers to the same phase or run a separate neutral to each phase. Consult Leviton Techline if problems persist.

#### Caution on Retrofits

When retrofitting Mark 10® Powerline dimming ballasts into fixtures that originally had Instant Start ballasts, the sockets MUST be replaced with Rapid Start sockets to allow proper dimmer operation and to prevent damage to the dimming ballast. Refer to the instructions provided with the ballast and the Leviton dimmer.

#### Color

IllumaTech Preset Controls come packaged with three colors. Products with suffix (-Z) include White, Ivory and Light Almond. Color Change kits available in the following colors: White (-W), Ivory (-I), Light Almond (-T), Gray (-G), Black (-E), Brown (-B) and Red (-R).



#### Related Products

Use Leviton Power Extenders to extend the load capacity of box mounted dimmers. Leviton Power Extenders are available for incandescent, magnetic low voltage, electronic low voltage, Mark 10® Powerline fluorescent dimming ballasts or equivalents and 0-10 VDC dimmable fluorescent ballasts such as Mark 7® 0-10V, OSRAM Sylvania Quicktronic® Helios™ or equivalent ballasts. **See page L-48 for more information.**

## IllumaTech® Rotary

### Features and Benefits

- Rotary dial with contemporary Decora® styling
- Dimmers provide single pole or 3-way control when used with a 3-way switch
- Dimmers available with or without LED locator
- Quiet 1.5 amp fan speed controls are ideal for libraries, study rooms and any area where ceiling fan noise could become distracting
- Dual fan speed control and dimmer is ideal for ceiling fans with built-in light fixtures
- Streamlined, popular Decora® styling complements interiors and is compatible with other Decora® devices
- Compatible with Decora Plus™ screwless wallplates and Decora® wallplates
- Built-in radio/TV interference filter
- Backed by a limited 5-year warranty

## IllumaTech® Rotary Controls

### Dimmers

Description	Rating	Cat. No.	Color
Rotary Incandescent Dimmer, single pole or 3-way, with LED locator	600W-120V AC	RPI06-1L	Z
Rotary Incandescent Dimmer, single pole or 3-way, no LED	600W-120V AC	RPI06-10	Z

Z — Comes packaged with three colors: White, Ivory and Light Almond

### Fan Speed Controls

Description	Rating	Cat. No.	Color
Quiet Fan Speed Control, single pole, no LED	1.5A-120V AC	RTF01-10	Z
Rotary Dual Quiet Fan Speed Control and Dimmer, single pole, no LED	1.5A Fan Control/ 300W Dimmer	RTD01-10	Z

Z — Comes packaged with three colors: White, Ivory and Light Almond

## Maximum Load for Multi-Gang Applications

### Maximum Load

Cat. No.	Single	2-Gang	3-Gang or more
RPI06-1L	600W	500W	400W
RPI06-10	600W	500W	400W
RTF01-10	1.5A	1.5A	1.5A
RTD01-10	300W/1.5A	300W/1.5A	300W/1.5A

**Note:** Sharing a neutral wire may cause flickering. Connect all dimmers to the same phase or run a separate neutral to each phase. Consult Leviton Techline if problems persist.

### Color

Controls come packaged with three colors. Products with suffix (-Z) include White, Ivory and Light Almond.



RPI06-1L



RTD01-10

## DECORA® CONTROLS | Decora® Slide Dimmer

### Decora® Slide Dimmer

#### Features and Benefits

- New aesthetically pleasing design with rocker switch and slender dimmer control slide bar
- Integrated linear full-range slide control for easy, precise operation
- Features a separate ON/OFF switch that preserves the selected brightness setting
- Provides single pole (one location) or 3-way (two location) lighting control when used with a 3-way switch
- Slim, compact housing fits easily into a standard wallbox
- Suitable for multi-gang installations with other Decora® products
- Comes packaged in White with Ivory and Light Almond color change kits
- Additional color change kits available in Black, Brown, Red and Gray
- No fins for multi-gang installation
- Built-in radio/TV interference filter

#### LED/CFL/Incandescent/Halogen Dimmers

- DSL06 and DSM10 designed specifically for dimmable LED and CFL lamps
- DSM10 also compatible with Magnetic Low Voltage lamps
- Microprocessor control offers flexibility to fine-tune LEDs and CFLs for best performance
- Features a built-in starting technology for CFL lamps
- Wider dimming range on LED and CFL lamps than conventional incandescent dimmers
- Optional programming feature allows users to modify the dimming range to optimize low light level performance when required

#### 0-10V LED/Mark 7® Fluorescent Dimmer

- DS710 designed for use with LED fixtures using 0-10V power supplies
- Dual voltage 120V/277V; 50ma maximum sink current
- No power pack required for switching

#### Quiet Fan Speed Control

- Combines a Decora rocker ON/OFF switch with a contemporary slender slide bar for the selection of low, medium or high fan speeds
- Ideal for libraries, home offices, bedrooms and any area where ceiling fan noise could become distracting

### Decora® Slide Controls — Single Pole, 3-Way or More Applications

#### Dimmers

Description	Rating	Cat. No.	Color
LED/CFL/Incandescent Dimmer with optional LED locator light	600W Incandescent 300W LED/CFL	DSL06-1L	Z
LED/CFL/Incandescent/Magnetic Low Voltage Dimmer with optional LED locator light	1000W Incandescent, 1000VA MLV, 450W LED/CFL	DSM10-1L	Z
Electronic Low Voltage Dimmer (Trailing Edge), no locator light, neutral required	600VA ELV 300VA LED/CFL	DSE06-10	Z
Mark 7® Fluorescent ballast and LED Power Supply 0-10V dimmers, no locator light	1200VA @120V AC 1500VA @ 277V AC	DS710-10	Z
Mark 10® Fluorescent Powerline Dimmer, no locator light	1000VA @ 120V AC	DSX10-10	Z
Mark 10® Fluorescent Powerline Dimmer, no locator light	1200VA-277V AC	DSX12-70	Z
Fluorescent dimmer for Hi-Lume® or Eco-10® type ballasts, no locator light	6A @ 277V AC	DSH06-70	Z
Fluorescent dimmer for Hi-Lume® or Eco-10® type ballasts, no locator light	8A @120V AC	DSH08-10	Z

Mark 7® and Mark 10® Powerline are registered trademarks of Advance Transformer Co.  
Eco-10® and Hi-Lume® are registered trademarks of Lutron Electronics Co., Inc.  
Z — Comes packaged with three colors: White, Ivory and Light Almond

#### Fan Speed Control

Description	Rating	Cat. No.	Color
Quiet Fan Speed Control	1.5A	DSF01-10	Z

Z — Comes packaged with three colors: White, Ivory and Light Almond



DSL06



DSM10



### Maximum Load for Multi-Gang Applications

Maximum Load			
Cat. No.	Single	2-Gang	3-Gang or more
DSL06	600W Incandescent 300W (2.5A) LED/CFL	500W Incandescent 300W (2.5A) LED/CFL	500W Incandescent 300W (2.5A) LED/CFL
DSM10	1000W Incandescent 1000VA MLV 450W (3.75A) LED/CFL	800W Incandescent 800VA MLV 450W (3.75A) LED/CFL	700W Incandescent 700VA MLV 450W (3.75A) LED/CFL
DSF01	1.5A	1.5A	1.5A
DSE06	480W (4A)	480W (4A)	480W (4A)
DS710 (120V)	960W	960W	960W
DS710 (277V)	1200W	1200W	1200W
DSX10	800W	800W	800W
DSX12	960W	960W	960W
DSH08-1	8A	8A	8A
DSH06-7	6A	6A	6A



DSF01-W

**Note:** Sharing a neutral wire may cause flickering. Connect all dimmers to the same phase or run a separate neutral to each phase. Consult Leviton Techline if problems persist.

### Color Change Kits for Decora® Slide Controls

Color Change Kits		
Description	Cat. No.	Color
Snap-on frame with slide bar and rocker, locator light in frame	DSKIT-00	W, I, T, G, E, B, R
Snap-on frame with slide bar and rocker, no locator light	DSKIT-0N	W, I, T, G, E, B, R

### Color

Decora® Slide Controls come packaged with three colors. Products with suffix (-Z) include White, Ivory and Light Almond. Color change kits available in the following colors: Gray (-G), Black (-E), Brown (no suffix) and Red (-R).

### SPOTLIGHT

#### Universal Dimming

Save energy with style by selecting your favorite bulb — incandescent, dimmable LED or dimmable CFL — and take advantage of our suite of online tools to help select the dimmer that's right for you. To access our compatibility charts, online product selector, energy-savings calculator and more, visit [www.leviton.com/universal](http://www.leviton.com/universal)



## DECORA® CONTROLS | True Touch®

### True Touch® Digital

#### Features and Benefits

- Simple one touch for ON at preset level, or OFF. Touch and hold for BRIGHT/DIM lighting control
- Provides single pole, 3-way or multi-location control when used with TT00R remotes
- Streamlined, popular Decora® styling complements interiors and is compatible with other Decora® devices
- Digital circuitry provides soft ON/fade OFF switching that extends lamp life
- Compatible with Decora Plus™ screwless wallplates and Decora® wallplates
- Green LED indicates load status and serves as locator light
- Color change kits are available to allow fast color changeover and simplify stocking inventory
- Protected memory maintains light levels after short term power outages and during minor power fluctuations
- Built-in radio/TV interference filter
- Air-gap switch completely disconnects power to unit for bulb changing or removal from service
- Backed by a limited 5-year warranty

### True Touch® Digital Controls for Single Pole, 3-Way or More Applications

#### True Touch® Dimmers

Description	Rating	Cat. No.	Color
Incandescent Dimmer with LED locator	600W-120V AC	TTI06-1L	Z, GS
Magnetic Low Voltage Dimmer with LED Locator	1000VA (800W) 120V AC	TTM10-1L	Z, GS
Coordinating Remote Dimmer for 3-way or up to 10 locations, no LED	No load rating 120V AC	TT00R-1	Z, GS

Z — Comes packaged with three colors: White, Ivory and Light Almond

#### Color Change Kits for True Touch® Decora® Digital Dimmers

Description	Cat. No.	Color
Dimmer Color Change Kit	TTKIT	W, I, T, G, E, WS, GI, BG
Remote Color Change Kit	TTKTR	W, I, T, G, E, WS, GI, BG

True Touch® Digital Lighting Controls are polarity-sensitive devices. Always follow the wiring instructions included with each device



TTI06



TTKIT

### Maximum Load for Multi-Gang Applications

In multi-gang applications, derating is required in accordance with the following chart. Many controls have side sections and fin removal is required (see instruction sheets for further details).

#### Maximum Load for Multi-Gang Applications

Cat. No.	Single	2-Gang	3-Gang or more
TTI06-1L	600W	500W	400W
TTM10-1L	1000VA (800W)	800VA (640W)	700VA (560W)

**Note:** Sharing a neutral wire may cause flickering. Connect all dimmers to the same phase or run a separate neutral to each phase. Consult Leviton Techline if problems persist.

#### Color

True Touch dimmers come packaged with three colors. Products with suffix (-Z) include White, Ivory and Light Almond; products with suffix (-GS) include White, Gold and Silver. Color change kits available in the following colors: White (-W), Ivory (-I), Light Almond (-T), Gray (-G), Black (-E), White Frame/Silver Touch (-WS), Ivory Frame/Gold Touch (-GI) and Brown Frame/Gold Touch (-BG).

TrueTouch™ is a trademark of Leviton Manufacturing Co., Inc.

## Vizia +® Digital

### Features and Benefits

- Universal design provides crisp actuation and minimal travel
- Push pad always returns to neutral position regardless of load status
- Shallow depth available on select models for easier installation
- For maximum flexibility, advanced programming is available for energy save mode, minimum brightness level, preset ON and OFF, fade rates, almost OFF and LED options
- Digital circuitry provides single pole, 3-way or multi-location dimming or switching when used with Vizia +® remotes
- Electronic low voltage dimmers compatible with most LED fixtures using ELV-drivers
- Terminal screws (back and side wire) available on select models for easier installation
- Green LED indicates load status and serves as locator light
- Air-gap switch completely disconnects power to unit for bulb changing or removal from service
- Digital circuitry provides soft ON/fade OFF switching that extends lamp life
- Streamlined, popular Decora® styling complements interiors and is compatible with other Decora® devices
- Complements Vizia RF +® Home Controls
- Protected memory and voltage compensation maintain light levels after power outages and during minor power fluctuations
- Color change kits are available to allow fast color change over and simplify stocking inventory
- Compatible with Decora Plus™ screwless wallplates and Decora® wallplates
- Coordinates with Decora Plus™ switches
- Backed by a limited 5-year warranty

### Vizia +® Digital Controls for Single Pole, 3-Way or More Applications

Dimmers			
Description	Rating	Cat. No.	Color
Incandescent Dimmer with LED locator and brightness display	600W-120V AC	VPI06-1L	Z, W, T
Incandescent/Magnetic Low Voltage Dimmer with LED locator and brightness display	Incandescent: 1000W-120V AC Magnetic Low Voltage: 1000VA (800W)-120V AC	VPM10-1L	Z, T
Electronic Low Voltage Dimmer with LED locator and brightness display; neutral required	600W-120V AC	VPE06-1L	Z, T
Fluorescent Dimmer for Mark 10® Powerline or Tu-Wire® Ballasts with LED locator and brightness display; neutral required	1000VA-120V AC	VPX10-1L	Z, T
Fluorescent Dimmer for Mark 10® Powerline Ballasts with LED locator and brightness display; neutral required	1200VA-277V AC	VPX12-7L	Z, T

Mark 10® Powerline is a registered trademarks of Advance Transformer Co.  
 Tu-Wire® is a registered trademark of Lutron Electronics Co., Inc.  
 Z — Comes packaged with three colors: White, Ivory and Light Almond

Continued on next page



VPI06-1L



VPM10-1L



#### Related Products

Use Leviton Power Extenders to extend the load capacity of box mounted dimmers. Leviton Power Extenders are available for incandescent, magnetic low voltage, electronic low voltage, Mark 10® Powerline fluorescent dimming ballasts or equivalents and 0-10 VDC dimmable fluorescent ballasts such as Mark 7® 0-10V, OSRAM Sylvania Quicktronic® Helios™ or equivalent ballasts. **See page L-48 for more information.**

## DECORA® CONTROLS | Vizia +®

Continued from previous page

### Vizia +® Digital Controls for Single Pole, 3-Way or More Applications

Dimmers			
Description	Rating	Cat. No.	Color
Fluorescent Dimmer for Hi-Lume® or Eco-10® (Eco-Series) Ballasts with LED locator and brightness display; neutral required	8A-120V AC	VPH08-1L	Z
Fluorescent Dimmer for Hi-Lume® or Eco-10 (Eco-Series) Ballasts with LED locator and brightness display; neutral required	6A-277V AC	VPH06-7L	Z
Coordinating Remote Unit to 120V AC Dimmers/Fan Speed Control for 3-way or up to 10 locations, no LED; neutral required	No Load Rating - 120V AC	VP00R-10	Z
Matching Remote Unit to 120V AC Dimmers/Fan Speed Control for 3-way or up to 5 locations, with LED locator and brightness/fan speed display; neutral required	No Load Rating - 120V AC	VP00R-1L	Z, W
Matching Remote Dimmer to 277V AC Dimmers for 3-way or up to 5 locations, with LED locator and brightness display; neutral required	No Load Rating - 277V AC	VP00R-7L	Z

Eco-10® and Hi-Lume® are registered trademarks of Lutron Electronics, Inc.  
Z — Comes packaged with three colors: White, Ivory and Light Almond



VP00R-1L



VPF01-1L



VPS15-1L

Fan Speed Control			
Description	Rating	Cat. No.	Color
Quiet Fan Speed Control with LED locator and fan speed display; neutral required	1.5A-120V AC	VPF01-1L	Z



Z — Comes packaged with three colors: White, Ivory and Light Almond

Switches			
Description	Rating	Cat. No.	Color
Electronic Switch with LED locator; neutral required	15A-120V AC	VPS15-1L	Z
Matching Remote Switch to 120V AC Dimmers/Fan Speed Control and VPS15-1L Switch for 3-way or up to 5 locations with LED locator; neutral required	No Load Rating - 120V AC	VPOSR-1L	Z
Coordinating Remote Switch to 120V AC Dimmers/Fan Speed Control and VPS15-1L Switch for 3-way or up to 10 locations, no LED; neutral required*	No Load Rating - 120V AC	VPOSR-10	Z

\*Except when used with incandescent or magnetic low voltage devices.  
Z — Comes packaged with three colors: White, Ivory and Light Almond

Lighting & Fan Speed Controls

## Color Change Kits for Vizia +® Controls

Color Change Kits  		
Description	Cat. No.	Color
Matching Dimmer Color Change Kit with LED locator and brightness display	VPKIT-MD	W, I, T, G, E, B, R
Coordinating Dimmer Color Change Kit, no LEDs	VPKIT-CD	W, I, T, G, E, B, R
Matching Switch Color Change Kit with LED locator	VPKIT-MS	W, I, T, G, E, B, R
Coordinating Switch Color Change Kit, no LED	VPKIT-CS	W, I, T, G, E, B, R



VPKIT-MD

## Maximum Load for Multi-Gang Applications

In multi-gang applications, derating is required in accordance with the following charts. Many controls have side sections and fin removal is required (consult instruction sheets for further details).

Maximum Load for Multi-Gang Applications			
Cat. No.	Single	2-Gang	3-Gang
VPI06	600W	500W	400W
VPM10 Incandescent	1000W	800W	650W
Magnetic Low Voltage	1000VA (800W)	800VA (640W)	650VA (520W)
VPE06	600W	500W	400W
VPX10	1000VA (8.3A)	800VA (6.6A)	650VA (5.4A)
VPX12	1200VA (4.3A)	1200VA (4.3A)	1200VA (4.3A)
VPH08	8A	8A	8A
VPH06	6A	6A	6A
VPF01	1.5A	1.5A	1.5A

**Note:** Sharing a neutral wire may cause flickering. Connect all dimmers to the same phase or run a separate neutral to each phase. Consult Leviton Techline if problems persist.

### Caution on Retrofits

When retrofitting Mark 10® Powerline dimming ballasts into fixtures that originally had Instant Start ballasts, the sockets MUST be replaced with Rapid Start sockets to allow proper dimmer operation and to prevent damage to the dimming ballast. Refer to the instructions provided with the ballast and the Leviton dimmer.

### Color

Some products come packaged with three colors. Products with suffix (-Z) include White, Ivory and Light Almond. Color Change kits available in the following colors: White (-W), Ivory (-I), Light Almond (-T), Gray (-G), Black (-E), Brown (-B), and Red (-R).



### Related Products

Use Leviton Power Extenders to extend the load capacity of box mounted dimmers. Leviton Power Extenders are available for incandescent, magnetic low voltage, electronic low voltage, Mark 10® Powerline fluorescent dimming ballasts or equivalents and 0-10 VDC dimmable fluorescent ballasts such as Mark 7® 0-10V, OSRAM Sylvania Quicktronic® Helios™ or equivalent ballasts. **See page L-48 for more information.**

## SPECIALTY CONTROLS

### Specialty Controls

Leviton supports every need with a wide range of specialty controls, including four step, lamp cord and table top dimmers. They are robust and easy to install, with features any homeowner will appreciate.

#### Features and Benefits

##### Lamp Cord and Dimmer Sockets

- Compact dimmer socket is interchangeable with standard lamp holder for dimmer conversion (eliminates need for expensive 3-way bulbs)
- Full-Range Feed-Through Lamp Cord Dimmer provides full-range dimming with positive ON/OFF action
- Backed by a limited 5-year warranty

#### Specialty Devices

Description	Cat. No.	Rating	Color
HI-LO Feed-Through Lamp Cord Dimmer	1420	200W-120V AC	W*
Tabletop Dimmer for plug-in lamps LED/CFL/Incandescent	TBL03	300W Incandescent 150W LED/CFL	W, E
Full-Range Feed-Through Lamp Cord Dimmer (Not UL listed or CSA certified)	6250	200W-120V AC	I*
Full-Range Compact Dimmer Socket (1/8 I.P.S. thread and set screw)	6151	150W-120V AC	

\*Basic Cat. No. denotes Brown



TBL03

## Timer Switches

### Decora® Preset Timer Switches

Leviton Timers add contemporary styling to any home. Built to the highest performance standards, Decora® Preset Timers save energy and provide a long lasting and reliable service life. Four preset buttons plus an OFF button permit timed control of lights and appliances. Decora® Timers are ideal for heat lamps, foyers, outdoor lights, hot tubs, spas, saunas, attic and exhaust fans.

#### Features and Benefits

- Four easy-to-use preset timeout buttons and OFF
- Simple press-and-hold override
- Flexibility to adjust timeout options to other timer intervals (on select models)
- LED/CFL compatible with LTB series
- Soothing green LEDs
- Single pole and 3-way (with Vizia +® Switch Remote - VPOSR)
- Backed by a limited 5-year warranty

### Electronic Timer Switches

Commercial Grade		
Description	Cat. No.	Color
Four preset buttons and OFF, Single pole & 3-way with Vizia +® Switch Remote, neutral required, 1800W Incandescent, 600W LED/CFL, 20A inductive, 1 HP @ 120V AC. Compatible with electronic ballasts		
2-5-10-15 minutes	LTB15-1L	Z
5-10-15-30 minutes	LTB30-1L	Z
10-20-30-60 minutes	LTB60-1L	Z
2-4-8-12 hours	LTB12-1L	Z
1/4 - 1/2, 1, 2 hours	LTB02-1L	Z
5-Button Timer Color Change Kit	LTBKT	W, I, T, E, B



LTB30-1L

Residential Grade		
Description	Cat. No.	Color
Four preset buttons and OFF, Single pole, 600W incandescent, 120V AC		
5-10-15-30 minutes	LTT30-1L	W, I, T
10-20-30-60 minutes	LTT60-1L	W, I, T



LTBKT

**Color**

To order colors, add suffix to catalog number as follows: Z includes White, Ivory and Light Almond. Color Change Kits available in the following colors: White (-W), Ivory (-I), Light Almond (-T), Black (-E) and Brown (-B)



LTT60-1L

## TIMER SWITCHES | Decora®

### Decora® Programmable Digital Timer Switches

Leviton Programmable Timer Switches are an easy upgrade to help reduce energy costs, improve security and add convenience. Our selection includes 14- and 24-hour “Programmable” timers, and a variable “countdown” version. Perfect for controlling indoor and outdoor lighting, pool filters, fans and a host of other devices in and around the home.

#### Features and Benefits

##### Vizia +® 24-Hour Programmable Timer

- Flexibility to program weekdays, weekends, all days or any combination of days
- Astronomical clock automatically adjusts to local sunrise/sunset times
- Automatic daylight savings time option
- To-the-minute accuracy
- Timer settings at-a-glance with easy to read backlit display
- Simple one-touch temporary and permanent override
- LED/CFL compatible
- Single pole and 3-way (with Vizia +® switch remote VPOSR)
- Streamlined, popular Decora® styling complements interiors and is compatible with other Decora® devices
- California T24, T20 compliant
- Backed by a limited 5-year warranty

### Programmable Electronic Timer Switches

Timer Switches			
Description	Cat. No.	Rating	Color
Vizia +® 24-Hour Programmable Timer Switch; Astronomical Clock, Backlit LCD Display with timer settings at a glance; neutral required	VPT24-1P	1800W Incandescent, 600W LED/CFL 15A Resistive/Inductive 1 HP @120V AC 60Hz	Z
Vizia +® 24-Hour Timer Color Change Kit	VPTKT		W, I, T, G, E, B

#### Color

To order colors, add suffix to catalog number as follows: Z includes White (-W), Ivory (-I) and Light Almond (-T). Color Change Kits available in the following colors: White (-W), Ivory (-I), Light Almond (-T), Gray (-G), Black (-E) and Brown (-B)



VPT24-1P



### Plug-In Digital Indoor Timers

Plug-in digital indoor timers are great for ON/OFF control of lamps, portable fans, holiday lights and more. Compatible with incandescent and energy smart CFL and LED bulbs, our timers give you the flexibility to vary lighting for a lived-in look while you're away, or to automate everyday tasks.

#### Features and Benefits

- Easy to read digital display with to-the-minute accuracy
- Timer settings at-a-glance
- Compatible with incandescent, CFL and LED bulbs
- Easy to set and use, with large accessible buttons
- Uniform programming and appearance
- Convenient handheld programming
- Large override button for temporary or permanent ON/OFF control
- Battery backup with low battery indicator
- Replaceable battery keeps time during temporary power outages or while moving timer to another location
- Displays current day and time
- Advanced timers have astronomical clock that automatically adjusts to local sunrise/sunset times and daylight savings time
- Advanced timers have random option setting

### Plug-In Electronic Timer Switches

Commercial Grade			
Description	Cat. No.	Rating	Color
Indoor Digital Standard Plug-In Timer; 3 ON/OFF event settings per day; program all days, weekdays, or weekends; non-grounded plug and receptacle	LT111-10W	10A Resistive/5A Inductive 500W Tungsten, 1/3 HP @ 120V AC, 60Hz	W
Indoor Digital Advanced Plug-In Timer; 50 ON/OFF event settings per day; program all days, weekdays, weekends, any day or combination of days; astronomical clock; grounded plug and receptacle	LT112-10W	15A Resistive/Inductive, 5A Fluorescent, 1000W Tungsten, 1/2 HP @ 120V AC, 60Hz	W
Indoor Digital Advanced Plug-In Timer with tethered remote; 50 ON/OFF event settings per day; program all days, weekdays, weekends, any day or combination of days; astronomical clock; 6' cord on tethered remote; grounded plug and outlet	LT113-10W	15A Resistive/Inductive, 5A Fluorescent, 1000W Tungsten, 1/2 HP @ 120V AC, 60Hz	W
Indoor Digital Standard Plug-In Table Top Timer; 3 ON/OFF event settings per day; program all days, weekdays, or weekends; non-skid pad prevents sliding; 6' cord, non-grounded plug and receptacle	LT114-10W	8.3A Resistive/Inductive, 300W Tungsten, 1/3 HP @ 120V AC, 60Hz	W



LT111-10W



LT113-10W

## SENSING CONTROL | Decora® Wall Switch Infrared

### Decora® Wall Switch Occupancy, Vacancy and Humidity Sensors

The residential offering is a selection of universal sensors. These sensors combine state-of-the-art technology with a sleek new look to provide optimal management of lighting and motor loads and a choice of either Manual-ON (Vacancy Sensor) or Automatic-ON (Occupancy Sensor) switching. The Humidity Sensor and Fan Control detects excess humidity and automatically activates the ventilation fan.

#### Features and Benefits

- Available in Automatic-ON or Manual-ON models
- Provides 180° Field of View, 900 sq. ft. coverage
- Adjustable delayed OFF time can be set for 30 seconds, 5 minutes, 15 minutes or 30 minutes
- Adjustable ambient light sensor prevents Auto ON when there is ample natural sunlight
- No neutral required (except IPS15/IPV15 models)
- Vacancy models are California Title 24/20 Compliant
- Occupancy sensors can be adjusted so they function as vacancy sensors
- Screw terminals for easier installation
- Compatible with Decora Plus™ screwless wallplates and Decora® wallplates
- Packaged with three colors in one box: White, Ivory and Light Almond. Other package options also available

#### Dimming Sensor — IPSD6/IPVD6

- Single pole or 3-way when used with a 3-way switch
- For use with dimmable LED/CFL and incandescent loads

#### Relay Sensor — IPS02/IPV02, IPS05/IPV05

- Single pole only
- For use with LED, CFL, incandescent, fluorescent and motor loads

#### Relay Sensor — IPS06

- Single pole or 3-way when used with a 3-way switch
- For use with incandescent and LED loads
- 600W max load (incandescent)

#### Relay Sensor — IPS15/IPV15

- Single pole or 3-way when used with IPV0R sensor remote or with VPOSR Vizia +® switch remote
- For use with LED, CFL, incandescent, fluorescent ballast or motor loads, 1800W max load

#### Sensor Remote — IPV0R

- For use in 3-way applications with the IPS15 or IPV15 sensor
- 180°, 900 sq. ft. coverage

#### Decora® Residential Grade Wall Switch Infrared Occupancy and Vacancy Sensors

Description	Cat. No.	Color	Rating
Relay Vacancy Sensor, single pole, 180° Field of View, 900 sq. ft. coverage	IPV02-1L	W, T	300W Incandescent/FL Ballast 150W LED/CFL, 1/6 HP Motor
Relay Occupancy Sensor, single pole, 180° Field of View, 900 sq. ft. coverage	IPS02-1L	W, I, T	
Relay Vacancy Sensor, single pole, 180° Field of View, 900 sq. ft. coverage	IPV05-1L	Z	600W Incandescent/FL Ballast 150W LED/CFL, 1/6 HP Motor
Relay Occupancy Sensor, single pole, 180° Field of View, 900 sq. ft. coverage	IPS05-1L	Z	
Occupancy Sensor, single pole or 3-Way, 180° Field of View, 900 sq. ft. coverage	IPS06-1L	W	600W Incandescent/Halogen 150W LED
Dimming Vacancy Sensor, single pole or 3-Way, 180° Field of View, 900 sq. ft. coverage	IPVD6-1L	Z	600W Incandescent 150W LED/CFL
Dimming Occupancy Sensor, single pole or 3-Way, 180° Field of View, 900 sq. ft. coverage	IPSD6-1L	Z	
Relay Vacancy Sensor, single pole or 3-Way, 180° Field of View, 900 sq. ft. coverage, neutral required	IPV15-1L	Z	1800W Incandescent, 600W LED/CFL 1800VA Fluorescent Ballast, 1/2 HP
Relay Occupancy Sensor, single pole or 3-Way, 180° Field of View, 900 sq. ft. coverage, neutral required	IPS15-1L	Z	
Sensor Remote, 120V AC, Manual-ON, Auto-OFF for use with IPS15 or IPV15 Sensor	IPV0R-1L	Z	No Load Rating



IPV05-1L



IPVD6-1L

Z — Comes packaged with three colors: White, Ivory and Light Almond.

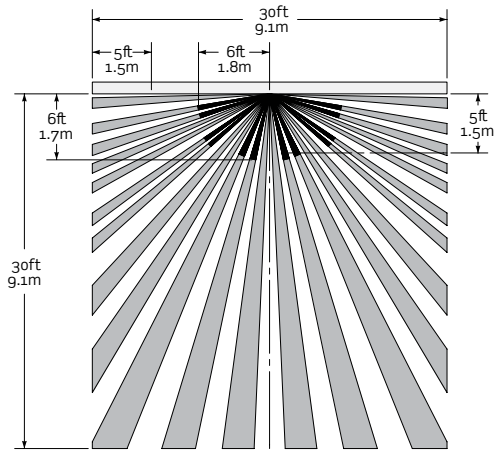
Continued on next page

Visit [www.leviton.com/sensors](http://www.leviton.com/sensors) for more information

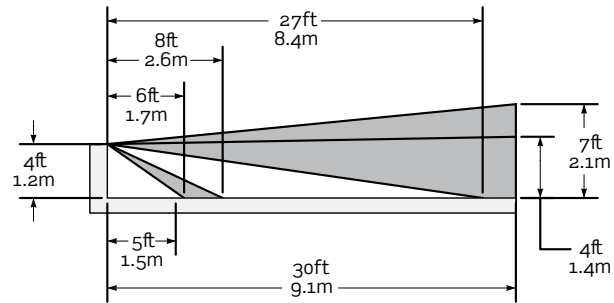
## SENSING CONTROL | Decora® Wall Switch Infrared | Decora® Humidity Sensors

### Field of View for Decora® Residential Wall Switch Infrared Occupancy and Vacancy Sensors

Field-of-View (Horizontal)



Field-of-View (Side, Vertical)



### Decora® Residential Grade Wall Switch Humidity Sensor and Fan Control

#### Features and Benefits

- Replaces a single pole switch for control of a ventilation fan or a fan/light combination
- Automatically detects excess humidity and activates a ventilation fan
- Manual ON option to address immediate ventilation needs
- Neutral wire is required for operation
- Microprocessor control with digital sensing technology
- Meets CALGREEN and CA Title 24 requirements
- Air Cycle mode for continuous operation with hourly pre-set time outs
- Green LED functions as a status indicator
- Compatible with Incandescent, LED, CFL and Fluorescent lighting loads
- Use with existing or new ventilation fans up to 1/6 HP, 3 Amp
- Compatible with Decora Plus™ screwless wallplates and Decora® wallplates

#### Decora® Residential Grade Wall Switch Humidity Sensor and Fan Control

Description	Cat. No.	Color	Rating
Humidity Sensor & Fan Control	IPHS5-1L	W, I, T	600W Incandescent 150W LED/CFL 400VA MLV/Fluorescent 1/6 HP (3A) Fan



IPHS5-W

### Color Change Kits for Sensors

#### Color Change Kits

Description	Cat. No.	Color
Color Change Kits for Sensors, No Fan Icon	IPDKT-00	W, I, T, E, B

#### Color

To order colors, add suffix to catalog number as follows: Z includes White (-W), Ivory (-I) and Light Almond (-T). Color Change Kits available in the following colors: White (-W), Ivory (-I), Light Almond (-T), Black (-E) and Brown (-B).

### Decora® Commercial Wall Switch Infrared Occupancy and Vacancy Sensors

#### Features and Benefits

##### All ODS Wall Switch Sensors

- Leviton wall switch sensors are designed for operation in a variety of voltages, reducing the need for additional SKUs
- Photocell with ambient light override prevents these devices from switching lights ON when there is ample natural sunlight
- Push-button manual override is used to turn lights ON at any time, regardless of the override setting
- 180° field of view, 2100 sq. ft. of coverage
- One unit can be used for 120V or 277V AC 60Hz incandescent, low voltage and fluorescent lighting with either magnetic or electronic ballasts, and motor loads
- Exclusive dual PIR sensors
- Patented adjustable blinders
- Vandal-resistant Fresnel lens
- Fits in standard wallbox; gangable
- Elegant Decora® wallplate
- Vacancy sensors feature auto-OFF switching on vacancy after manual-ON switch and are Title 20, Title 24, and NYC L48 compliant
- Auto-ON/Auto-OFF only sensors prevents an occupant from being able to turn the lights OFF
- Lev-Lok® sensors combine the energy savings of wall switch sensors and time saving Lev-Lok wiring technology
- Backed by a limited 5-year warranty

##### ODS15-ID PIR Occupancy Sensor

- For use in small offices, conference rooms, classrooms, stockrooms, lounges, restrooms, warehouses and commercial areas
- Exclusive automatic “Walk-Through” sensing increases energy savings by shutting lights within 2 1/2 minutes after momentary occupancy
- Delayed-OFF time interval (10, 20 and 30 minutes) compensates for real-time occupancy patterns, preventing unnecessary ON/OFF switching — with 30-second test mode

##### ODS10-ID PIR Occupancy Sensor

- For use in enclosed offices, storage rooms, copier rooms and closets
- Delayed-OFF time settings: 10, 20 and 30 minutes with 30-second test mode

##### All Night Light Wall Switch Sensors

- For use in conference rooms, classrooms, small offices, lounges, hotel/hospital/office restrooms
- 180° field of view, 1200 sq. ft. of coverage
- Night light with dim feature

##### OSSNL-ID PIR Occupancy Sensor

- Manual delayed-off time settings: 30 seconds test mode, 30 minutes, 1 hour, 2 hours

##### Dual-Relay PIR Occupancy Sensors



- Ideal for classrooms, multimedia and conference rooms, day care centers, office, and lounges
- Exclusive automatic “Walk-Through” sensing
- Provides automatic switching for 2 separate banks of fluorescent, incandescent, or low-voltage lighting from a single unit
- Delayed-OFF time interval (10, 20 and 30 minutes) compensates for real-time occupancy patterns, preventing unnecessary ON/OFF switching — with 30-second test mode
- ODS0D-TD provides Manual-ON/Auto-OFF operation for CA Title 24 compliance
- Backed by a limited 5-year warranty

Continued on next page

## SENSING CONTROL | Decora® Wall Switch Infrared

Continued from previous page

### Decora® Commercial Wall Switch Infrared Occupancy and Vacancy Sensors

Commercial Grade Decora® Wall Switch Infrared Occupancy and Vacancy Sensors***  					
Description	Cat. No.	Color	Rating	Coverage	
Decora® Wall Switch PIR Occupancy Sensor	ODS10-ID	W, I, T, G, E, R	Incandescent: 800W @ 120V.	180°, 2100SF	
Decora® Wall Switch PIR — Vacancy Model	ODS10-TD	W, I, T	Fluorescent: 1200VA @ 120V,		
Decora® Wall Switch PIR — Auto-ON/Auto-OFF Only Model	ODS10-IQ	W, I, E	2700VA @ 277V. For 60Hz AC only. Motor: 1/4HP @ 120V		
Decora® Wall Switch PIR — Lev-Lok® Model	MDS10-ID	W, I, T, G, E			
Decora® Wall Switch PIR Occupancy Sensor with Self-Adaptive Technology	ODS15-ID	W, I, T, G, E	Incandescent: 1800W @ 120V.		
Decora® Wall Switch PIR with Self-Adaptive Technology — Vacancy Model	ODS15-TD	W, I, T	Fluorescent: 1800VA @ 120V, 4000VA @ 277V. 50/60Hz. Motor: 1/4HP @ 120V		
Decora® Wall Switch PIR with Self-Adaptive Technology — Lev-Lok® Model	MDS15-ID	W, I, T, G, E			
Decora® Dual-Relay Wall Switch PIR Occupancy Sensor with Self-Adaptive Technology Default setting = Conference Room Mode* Alternate setting = Classroom mode**	ODSOD-ID	W, I, T, G, E, R	Primary Relay-Fluorescent: 1200VA @ 120V, 2700VA @ 277V Incandescent: 800W @ 120V. Secondary Relay-Fluorescent: 800VA @ 120V, 1200VA @ 277V;		
Decora® Dual-Relay Wall Switch PIR Occupancy Sensor with Self-Adaptive Technology. Secondary relay provides manual ON only for CEC Title 24 compliance	ODSOD-TD	W, I, T, G, E	Incandescent: 800W @ 120V. 50/60Hz		
Decora® Wall Switch PIR Occupancy Sensor with LED Night Light	OSSNL-ID	W, I, T, G, E	Incandescent: 800W @ 120V. Fluorescent: 1200VA @ 120V,		
Decora® Wall Switch PIR with LED Night Light CA Title 24 — Vacancy Model	OSS10-IN	W, I, E	2700VA @ 277V. Motor: 1/8 HP @ 120V		
Protective Cage for Wall Switch Sensors	OSWWG-POW	W	—	—	—

\*In Conference Room Mode, both primary and secondary relays respond to ambient light override.

\*\*In Classroom Mode, primary relay responds only to ambient light override.

\*\*\*Consult with factory for 208, 220, 230, and 240V models



ODS10-ID/ODS15-ID



OSSNL-ID  
(Shown with Night Light on)



ODSOD-ID/ODSOD-TD

Lighting & Fan Speed Controls

## SENSING CONTROL | Decora® Wall Switch Multi-Technology

### Decora® Commercial Wall Switch Multi-Technology Occupancy and Vacancy Sensors

Convenient switch and occupancy sensor combo in sleek Decora® unit. Advanced passive infrared technology provides highly accurate monitoring in a variety of commercial applications. The OSSMD and OSSMT combines passive infrared and ultrasonic technologies to provide maximum sensitivity with immunity to false triggering.

#### Features and Benefits

- Leviton Wall Switch Sensors are designed for operation in a variety of voltages, reducing the need for additional SKUs

#### OSSMT-MD, OSSMT-GD, OSSMD-MD, OSSMD-GD

- OSSMT ideal for private and Executive offices, conference rooms, storage areas, restrooms, classrooms, lounges, and training areas — or other areas where minor motion is likely to occur
- OSSMD ideal for bi-level offices, partitioned areas and restrooms — or other areas where minor motion is likely to occur
- Photocell with ambient light override prevents lights from turning on when there is ample natural light
- Manual override turns lights on at any time, regardless of override setting
- Exclusive automatic “walk-through” sensing increases energy savings by shutting lights within 2 1/2 minutes after momentary occupancy
- Manual delayed-off-time settings: (10, 20, and 30 minutes) compensates for real-time occupancy patterns, preventing unnecessary ON/OFF switching — with 30-second test mode
- Single-pole and 3-way wiring
- Adjustable integral blinders with 180° to 32° field-of-view
- Manual ON/Auto OFF operation for CA Title 24 compliance
- Backed by a limited 5-year warranty

#### Commercial Grade Decora® Wall Switch Multi-Technology (PIR & US) Occupancy and Vacancy Sensors\*

Description	Cat. No.	Color	Rating	Coverage
Decora® Wall Switch Multi-Technology Occupancy Sensor with Self-adaptive technology	OSSMT-MD	W, I, T, G, E, R	Incandescent/Tungsten: 800W @ 120V. Fluorescent: 1200VA @ 120V, 2700VA @ 277V. Motor: 1/4HP @ 120V	180°, 2400SF
Decora® Wall Switch Multi-Technology with Self-Adaptive Technology — Vacancy Model	OSSMT-TM	W, I, T		
Decora® Wall Switch Multi-Technology with Self-Adaptive Technology — Auto-ON/Auto-OFF Only Model	OSSMT-MQ	W, I, E		

\*Consult with factory for 208, 220, 230, and 240V models

Continued on next page



OSSMT-MD / OSSMT-GD / OSSMD-FT





OSSMD-MD / OSSMD-GD

## SENSING CONTROL | Decora® Wall Switch Multi-Technology

Continued from previous page

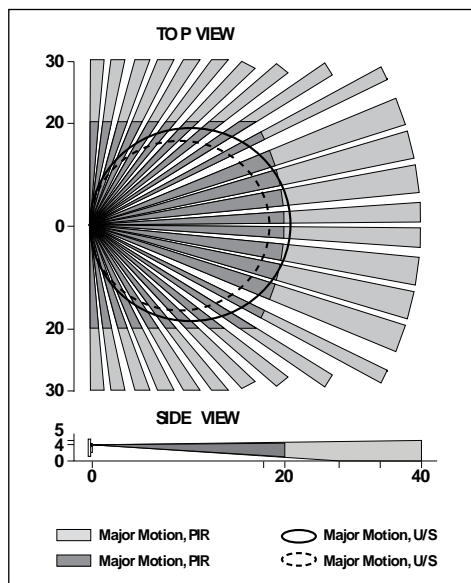
### Decora® Commercial Wall Switch Multi-Technology Occupancy and Vacancy Sensors

Commercial Grade Decora® Wall Switch Multi-Technology (PIR & US) Occupancy and Vacancy Sensors*  				
Description	Cat. No.	Color	Rating	Coverage
Decora® Wall Switch Multi-Technology with Self-Adaptive Technology — 347V Model	OSSMT-M3x	W, I	Incandescent/Tungsten: 800W @ 120V. Fluorescent: 1200VA @ 120V, 2700VA @ 277V, 1500VA @ 347V. Motor: 1/4HP @ 120V	180°, 2400SF
Decora® Wall Switch Multi-Technology Occupancy Sensor. No neutral wire required for installation	OSSMT-GD	W, I, T, G, E, R	Incandescent/Tungsten: 800W @ 120V. Fluorescent: 1200VA @ 120V, 2700VA @ 277V. Motor: 1/4HP @ 120V	
Decora® Wall Switch Multi-Technology with no Neutral — Vacancy Model	OSSMT-GT	W, I, T		
Decora® Wall Switch Multi-Technology with no neutral — Auto-ON/Auto-OFF Only Model	OSSMT-GQ	W, I, E		
Decora® Wall Switch Multi-Technology with no neutral — Lev-Lok® Model	MSSMT-GD	W, I, T, G, E	Primary Relay — Fluorescent: 1200VA @ 120V, 2700VA @ 277V. Incandescent: 800W @ 120V. Secondary Relay — Fluorescent: 800VA @ 120V, 1200VA @ 277V; Incandescent: 800W @ 120V. Motor: 1/4HP @ 120V	
Decora® Dual-Relay Wall Switch Multi-Technology Occupancy Sensor	OSSMD-MD	W, I, T, G, E		
Decora® Dual-Relay Wall Switch Multi-Technology Occupancy Sensor. No neutral wire required for installation	OSSMD-GD	W, I, T, G, E		
Protective Cage for Wall Switch Sensors	OSWWG-POW	W	—	—

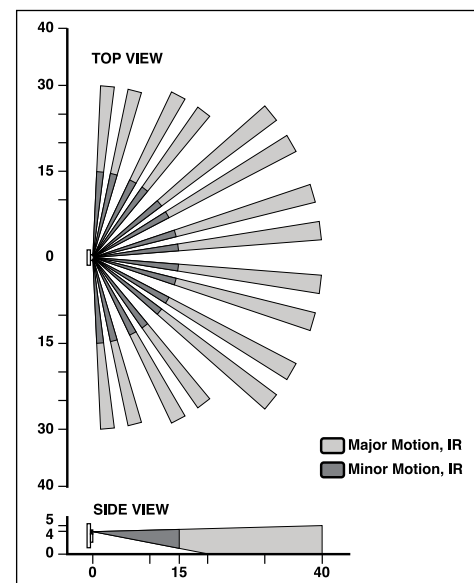
\*Consult with factory for 208, 220, 230, and 240V models

### Field of View for Commercial Grade Decora® Wall Switch Occupancy and Vacancy Sensors

OSSMD/OSSMT (in feet)



ODSXX-ID/OSSXX-ID/ODSOD (in feet)



### Architectural Lighting Controls

### Sapphire™ LCD Touch Screen

Sapphire™ LCD Touch Screen provides the flexibility of a fully customizable user interface with the convenience of native controls from Leviton's Commercial Systems products. Sapphire™ LCD Touch Screens are Leviton's premier touch screen offering for flexible lighting controls in a variety of settings.

#### Features and Benefits

- 7" capacitive touch screen
- User interface components
  - Tabs/pages
  - Buttons
  - Sliders
- Touch screen status updated from actual device status
- LumaCAN® connectivity
- Secure password protected administration
- Online/offline configuration and screen design through PC Tool
- Software and configuration updates through front panel USB memory stick
- Available faceplates: White, Light Almond and Black

#### Button Details

- Button Operating Modes
  - Toggle
  - Press/release
  - Preset group
- Configurable caption
- All network commands supported

#### Slider Details

- Configurable caption
- Supports only set channel/group level commands

#### Network Commands

- Administrative Functions
  - Network setup
  - Log file import/export
  - Configuration update
  - Snapshot record
  - Snapshot edit
- Set channel level
- Set group level
- Fade stop
- Room combine/separate
- Fade rate or fade time
- Raise/lower

#### Sapphire™ LCD Touch Screen

Description	Cat. No.
7" Touch Screen, capacitive interface, no faceplate included	TS007-000
7" Touch Screen Color Change Kit, Black faceplate	TS007-COE
7" Touch Screen Color Change Kit, Light Almond faceplate	TS007-COT
7" Touch Screen Color Change Kit, White faceplate	TS007-COW
7" Touch Screen Locking Cover, Black	TS007-LCE
4 Gang box	BBG04-000
4 Gang raised device ring for use with BBG04-000	WPG04-DRO
+24VDC, 1A, 30W 100-277V AC input DIN Rail Power Supply. UL, CUL & CE. Terminals on input and output	PST24-I10



Sapphire™ with Black Faceplate



Sapphire™ user Interface — Administration



Sapphire™ user Interface — Conference Room




Sapphire™ user Interface — Gym



### Dimensions® D4000

The Dimensions® D4000 system combines ease of operation, configuration and installation, with a wide range of entry stations and accessories to provide a powerful and flexible lighting control solution. This offering includes scalable products for every need: from stand alone systems through complete network environments. The D4000 system is sophistication made simple, without the guesswork.

#### D4000 (Exploded View)



#### Features and Benefits

- Up to (32) zones/channels of control
- Up to (6) internal network dimmers
- 120V
  - Max 1,000W per dimmer
  - Max 1,920W per unit (continuous)
  - Max 1,200W per side
- 230V
  - Max 800W per dimmer
  - Max 2,420W per unit (continuous)
  - Max 1,200W per side
- Load Types: Incandescent, Advance Mark 10®, Lutron Tu-Wire®, magnetic low voltage and LED load with drivers suitable for forward-phase control\*
- (16 + 2) scene memory
- Fade times for each scene
- Room partition control
- Remote dimmer configuration
- Lockout
- Sequencer
- Complete multi-event scheduler
- Integrated astronomical time clock
- Individual raise/lower buttons for each zone
- Master raise/lower buttons for changing all zone light levels at the same time
- LED light-level indicators
- Built-in IR receiver
- Mounts in 4-gang gangbox with 4-gang device cover

\*Mark 10® is a registered trademark of Advance Transformer Company. Lutron Tu-Wire® is a registered trademark of Lutron Electronics, Inc.

#### SPOTLIGHT

#### Leviton California Title 24 Online Design Guide

Take advantage of Leviton's California Title 24 Design Guide on your laptop or mobile device. This comprehensive online guide is searchable by recommended Leviton solution, code article or application. To register go to [title24.leviton.com](http://title24.leviton.com) or download the Leviton California Title 24 mobile app, go to [leviton.com/apps](http://leviton.com/apps)



## ARCHITECTURAL LIGHTING CONTROLS | Dimensions® D4000

### Dimensions® D4000

#### Stand Alone Systems

Description	Rating	Cat. No.
<ul style="list-style-type: none"> <li>Compatible with Remote Stations</li> <li>Compatible with Room Combine Stations</li> <li>Used when integration with other products is not required</li> <li>(4) or (6) Channels &amp; Dimmers</li> <li>All units 50/60Hz</li> </ul>	120V, 4 channels/dimmers	D4104-1LW
	230V, 4 channels/dimmers	D4104-2LW
	120V, 6 channels/dimmers	D4106-1LW
	230V, 6 channels/dimmers	D4106-2LW



D4106 (D4104 similar)

#### Network Controllers w/Dimmers

Description	Rating	Cat. No.
<ul style="list-style-type: none"> <li>Full network and device compatibility</li> <li>(32) control channels</li> <li>Used to control other dimmers or relays on the Luma-Net network</li> <li>(6) internal dimmers                             <ul style="list-style-type: none"> <li>Dimmers assignable to any network channel dimmer controllable by local controller and any network control device</li> </ul> </li> <li>All units 50/60Hz</li> </ul>	120V, 6 channels/dimmers	D4206-1LW
	230V, 6 channels/dimmers	D4206-2LW



Shown with white cover

#### Network Controller

Description	Rating	Cat. No.
<ul style="list-style-type: none"> <li>Full network compatibility</li> <li>(32) control channels</li> <li>Used to control other dimmers or relays on the Luma-Net network</li> </ul>	Network controller	D4200-00W



D4206

#### Remote Dimmers

Description	Rating	Cat. No.
<ul style="list-style-type: none"> <li>Full network compatibility</li> <li>Controllable by any network controller</li> <li>Start channel &amp; network ID (address) set from front panel</li> <li>Full configuration from any connected D4200 or D4206</li> <li>(6) Internal dimmers                             <ul style="list-style-type: none"> <li>Dimmers assignable to any network channel dimmer controllable by local controller and any network control device</li> </ul> </li> <li>All units 50/60Hz</li> </ul>	120V, 6 channels/dimmers	D4006-1LW
	230V, 6 channels/dimmers	D4006-2LW



D4006

Note: 230V product not UL listed

### SPOTLIGHT

#### Leviton California Title 24 Online Design Guide

Take advantage of Leviton's California Title 24 Design Guide on your laptop or mobile device. This comprehensive online guide is searchable by recommended Leviton solution, code article or application. To register go to [title24.leviton.com](http://title24.leviton.com) or download the Leviton California Title 24 mobile app, go to [leviton.com/apps](http://leviton.com/apps)



### Dimensions® D4000 Remote Stations

The Dimensions® D4000 line includes remote entrance and command stations that extend many of the functions of a D4000 unit to remote locations. Several remote stations can be combined in one location to provide the exact control functions required. Rooms with multiple entrances may use different remote stations at each entry, providing control of the functions that are best suited to that location. Remote location control can be as complex or as simple as needed, depending on the remote stations selected.

Entrance Stations		
Description	Function	Cat. No.
<ul style="list-style-type: none"> <li>• Connect to controller via Luma-Net network</li> <li>• Used to remotely control scenes and zones on a master station</li> <li>• Available in 11 configurations - most have built-in IR receiver for use with handheld remote control</li> <li>• Backlighting and tactile clicking indicate scene selection</li> <li>• Wired via Luma-Net to D4200 Controller</li> <li>• Mount in single-gang deep switchbox</li> <li>• Accepts Decora® wallplates or Decora Plus™ screwless wallplates</li> </ul>	Scene 1, OFF	D42P1-00W
	Master Raise, Master Lower	D42RL-00W
	MAX, OFF	D42MO-00W
	MAX, Scene 1, OFF	<a href="#">D42P1-M0W</a>
	MAX, Master Raise, Master Lower, OFF	<a href="#">D42MO-RLW</a>
	Scene 1 - 4, OFF	D42P4-00W
	MAX, Master Raise, Scene 1, Master Lower, OFF	<a href="#">D42P1-RLW</a>
	Scene 1 - 4, MAX, Master Raise, Master Lower, OFF	<a href="#">D42P4-RLW</a>
	Scene 9 - 16	<a href="#">D42P9-16W</a>
	Scene 1 - 8, MAX, OFF	D42P8-00W
	Scene 9 - 16, Master Raise, Master Lower	D43P9-RLW



Entrance Stations

Command Stations		
Description	Function	Cat. No.
<ul style="list-style-type: none"> <li>• Connect to controller via Luma-Net network</li> <li>• Used to execute commands on a master station</li> <li>• Available in 4 configurations - most have built-in IR receiver for use with handheld remote control</li> <li>• Backlighting and tactile clicking indicate scene selection</li> <li>• Wired via Luma-Net to D4200 Controller</li> <li>• Mount in single-gang deep switchbox</li> <li>• Accepts Decora® wallplates or Decora Plus™ screwless wallplates</li> </ul>	Sequencer/ON-OFF - starts or stops the sequence	D42SQ-00W
	Event Timer/ON-OFF - starts or stops the event	D42ET-00W
	Link - joins or separates the controls on 2 adjacent rooms that have a movable partition between them	<a href="#">D42LI-NKW</a>
	Lock Station - locks or unlocks a control station at a remote location	<a href="#">D42LO-CKW</a>



Remote Stations

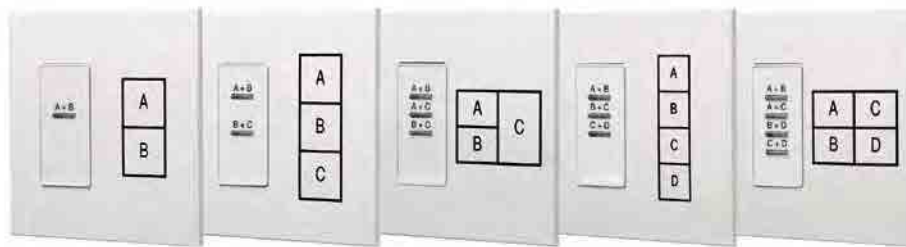
## ARCHITECTURAL LIGHTING CONTROLS | Dimensions® D4000

### Dimensions® D4000 Room Combine Stations

Room Combine stations coordinate lighting in up to four rooms with up to four movable walls. Five different models address common room configurations, and each feature an easy-to-understand graphic of the room layout. Each button is clearly labeled with its room combination function, and illuminates when the rooms are combined. Pressing the button again returns the rooms to independent operation and the button is no longer illuminated, confirming that the spaces are no longer joined.

#### Room Combine Stations

Description	Function	Cat. No.
<ul style="list-style-type: none"> <li>• Connect to controller via Luma-Net network</li> <li>• Requires (1) Master station in each room, addressed 10 for room 1, 20 for room 2, etc.</li> <li>• Other room combine options available, contact your local Leviton sales agent for more information</li> <li>• Accommodates room partitions by combining and separating lighting controls</li> <li>• Wired via Luma-Net to D4200 Controller</li> <li>• Minimal programming required</li> <li>• Comes with snap-on Monet-style wallplate with silk-screened room configuration</li> <li>• Customizable</li> <li>• Only 1-gang device backbox required</li> </ul>	Combines 2 rooms with 1 movable wall	D42CS-01W
	Combines 3 rooms with 2 movable walls	D42CS-02W
	Combines 3 rooms with 3 movable walls	D42CS-3AW
	Combines 4 rooms with 3 movable walls	D42CS-03W
	Combines 4 rooms with 4 movable walls	D42CS-04W



Room Combine Stations

#### SPOTLIGHT

NAFTA Compliant, Made in the USA

Leviton is the smart choice for GFCIs, Lighting Controls, Occupancy/Vacancy Sensors, Relay Control Panels, Submeters and Entertainment Lighting products that meet NAFTA (North American Free Trade Agreement) or ARRA (American Recovery and Reinvestment Act) requirements. For an up-to-date, comprehensive listing of Leviton's NAFTA or ARRA compliant products go to [www.leviton.com/usa](http://www.leviton.com/usa)

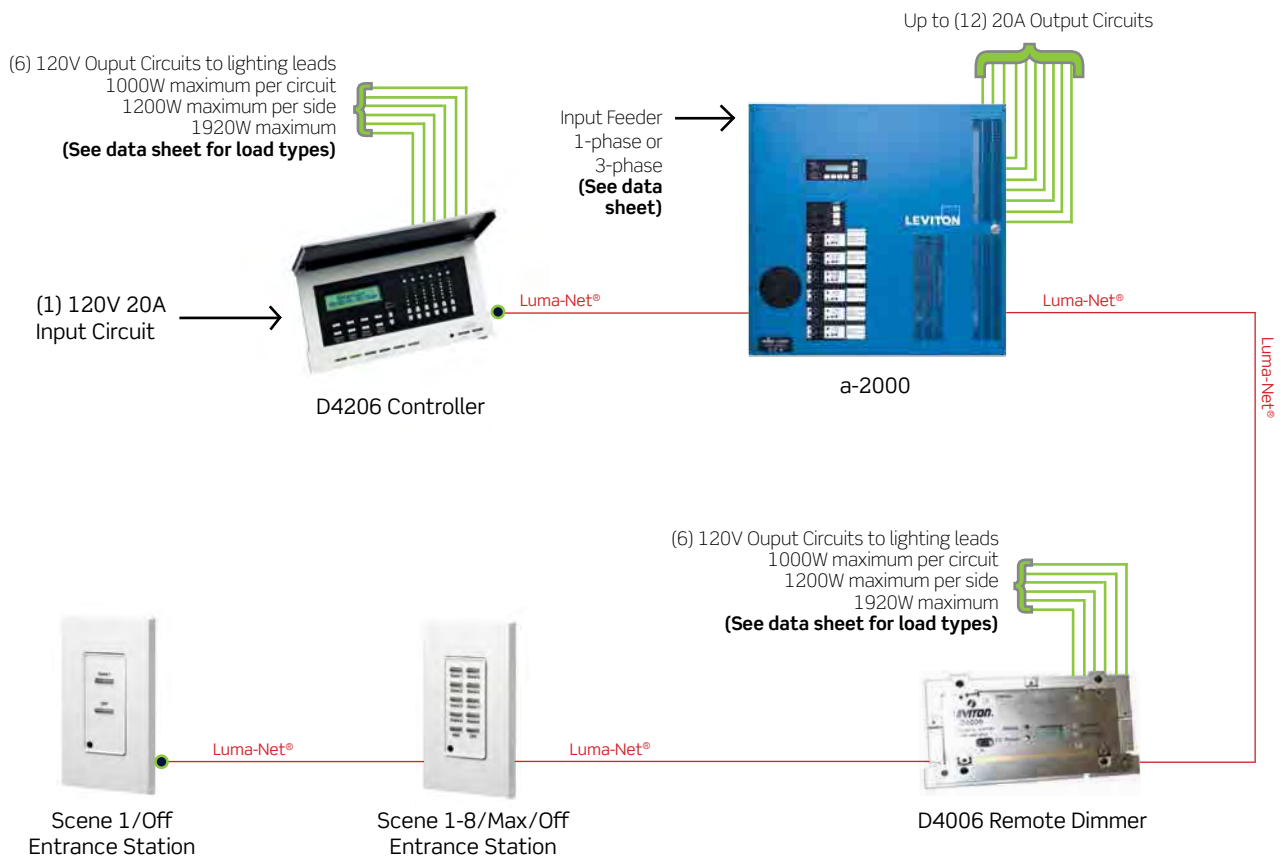


### Dimensions® D4000 Product Compatibility Chart — Products Being Controlled

	D4200 Entrance Stations	D4200 Room Partition Stations	iSeries e a-2000® MDS	NPC	D4104/ D4106	D4200	D4206	D4006	Closure Input/ Output
<b>Controllers</b>									
D4104/ D4106	Yes	Yes	—	—	—	—	—	—	Yes
D4200	Yes	Yes	Yes	Yes	—	—	Yes	Yes	Yes
D4206	Yes	Yes	Yes	Yes	—	—	Yes	Yes	Yes
D8000	—	—	Yes	Yes	—	—	Yes	Yes	Yes
Sapphire™	—	—	Yes	*	*	—	*	*	—

\*Luma-Net® to LumaCAN® Gateway Required

### D4206 Typical System



## ARCHITECTURAL LIGHTING CONTROLS | Dimensions® D4000

### Dimensions® D4000 Total Lighting

The Dimensions® D4000 line puts total lighting control at your fingertips. This single panel can create and save lighting scenes, switch lights and scenes instantly or with gradual fades, and provide complete control of your lighting applications.

#### Standard Doors

Description	Cat. No.
Cover: White Door & White Frame	D32CK-0WW
Cover: Ivory Door & Ivory Frame	D32CK-0II
Cover: Almond Door & Almond Frame	D32CK-0AA
Cover: Gray Door & Gray Frame	D32CK-0GG
Cover: Black Door & Black Frame	D32CK-0EE
Cover: Smoke Door & White Frame	D32CK-0SW
Cover: Smoke Door & Black Frame	D32CK-0SE
Cover: Light Almond Door & Light Almond Frame	D32CK-0AT



D4200-00W

#### Doors with LCD Readout Hole

Description	Cat. No.
Cover: White Door & White Frame	D32CK-HWW
Cover: Ivory Door & Ivory Frame	D32CK-HII
Cover: Almond Door & Almond Frame	D32CK-HAA
Cover: Gray Door & Gray Frame	D32CK-HGG
Cover: Black Door & Black Frame	D32CK-HEE
Cover: Smoke Door & White Frame	D32CK-HSW
Cover: Smoke Door & Black Frame	D32CK-HSE
Cover: Light Almond Door & Light Almond Frame	D32CK-HAT



D4200-00W Side view

#### White Custom Labels

Description	Cat. No.
White Custom Label Kit with 1-Button Switch	D42CL-01W
White Custom Label Kit with 2-Button Switch	D42CL-02W
White Custom Label Kit with 3-Button Switch	D42CL-03W
White Custom Label Kit with 4-Button Switch	D42CL-04W
White Custom Label Kit with 6-Button Switch	D42CL-06W
White Custom Label Kit with 8-Button Switch	D42CL-08W
White Custom Label Kit with 10-Button Switch	D42CL-10W

#### Accessories


Description	Cat. No.
A/V Interface	D42AV-000
Infrared Remote Control, Scenes 1-4, Raise, Lower, MAX, OFF	D42IR-04L
Infrared Remote Control, Scenes 1-8, Raise, Lower, MAX, OFF	D42IR-08L
Infrared Remote Control, Scenes 1-16, Raise, Lower, MAX, OFF	D42IR-16L
4-Gang Box	BBG04-000
4-Gang Raised Device Wall Plate	WPG04-D00
500 ft. Spool of Belden 1502R or equivalent for Luma-Net® Wire Runs	WIRLN-500

Lighting & Fan Speed Controls

### Dimensions® D8000

Dimensions® D8000 is an advanced line of lighting controls with distributed processing and network topology that brings the power, flexibility and reliability of networked computing to the lighting realm. A complete D8000 system may include LCD, pushbutton and slider stations; theatrical lighting consoles; dimming racks; relay cabinets; photocells; and occupancy sensors. The D8000 can accommodate large-scale, complex projects that integrate theatrical, architectural and energy management lighting control systems, as well as small applications that may benefit from its intuitive operations, flexibility and design-friendly aesthetics.

### D8000 (Exploded View)



#### Available Colors

Glacier  
White



Nocturne  
Black



Additional Corian colors (and other materials) are available per special order.

### Features and Benefits

- LCD station comes in wall-mount and portable console models
- Programmable functions include: fade-to level and rate, personality change, scene change, partitioning, scene record mode, group raise/lower, maximum bright, and lockout
- Optional handheld remote control can be used with most stations
- Networks with up to 32,640 stations (127 per sub-network) over a Luma-Net® network
- Controls up to 2,048 zones per network
- Interfaces with HVAC, emergency, time clock, and load shed auxiliary systems
- Stations retain programming during power outages
- All wall stations fit in 3.5 in. deep, 4-gang wall box
- Optional customized faceplate including full range of Corian colors, engraving, and fabrication from alternative materials
- Optional custom button legends

## ARCHITECTURAL LIGHTING CONTROLS | Dimensions® D8000

### Dimensions® D8000 LCD Wall Stations

This advanced lighting control station is part of a highly scalable system that is suited not only to sophisticated, large-scale commercial applications but also to single-station installations. The station comes in two versions: one that sits on a tabletop and the other for wall mounting. The D8000 LCD Station features menus for easy programming and lighting control, an IR receiver for use with a handheld remote control, and a comprehensive suite of functionality including event scheduling, partitioning and networkability.

#### LCD Wall Stations

Description	Function	Cat. No.
<ul style="list-style-type: none"> <li>All buttons are programmable and can execute any system function</li> <li>Buttons are mechanically-captured to prevent vandalism</li> <li>Multiple levels of passwords and a lock-out feature prevent unwanted changes</li> <li>Programming via LumaEdit™ (for system setup)</li> <li>Built-in IR receiver enables station to be accessed via handheld remote</li> </ul>	With standard buttons	KLCD0-00*
	Portable Consolette with standard buttons	KLCDP-00*

\*Add letter to end of catalog number suffix as follows for color selection: Corian Glacier White (W), Corian Nocturne Black (B). For a custom Corian color or otherwise customized faceplate, contact your Leviton sales representative



KLCD0-00W

### Dimensions® D8000 Push Button Stations

#### Features and Benefits

- Six different single-gang stations in 1-, 2-, 3-, 5-, 10- and 15-button configurations
- All buttons are programmable and can execute any system function
- Buttons are mechanically-captured to prevent vandalism
- Stations with raise/lower feature enable scene light level adjustment without changing programmed preset levels
- Programming via LumaEdit™ (for system setup)
- Built-in IR receiver enables station to be accessed via handheld remote

#### 1-Button Pushbutton Station\*

Description	Cat. No.
Blank	KB010-00X



KB010-00B

Lighting & Fan Speed Controls



### 2-Button Pushbutton Station\*

Description	Cat. No.
Blank	KB020-00W
Raise, Lower	KB023-00W
ON, OFF	KB024-00x



KB052-00W

### 3-Button Pushbutton Station\*

Description	Cat. No.
Raise, Lower, OFF	KB031-00W
1, 2, OFF	KB032-00W



KB051-00B

### 5-Button Pushbutton Station\*

Description	Cat. No.
Blank	KB050-00W
1-4, OFF	KB051-00x
MAX, 1-3, OFF	KB052-00x



KB151-00W

### 10-Button Pushbutton Station\*

Description	Cat. No.
Blank	KB100-00W
1-8, MAX, OFF	KB101-00x
1-5, MAX, Raise, RECOrd, Lower, OFF	KB102-00x

### 10-Button Pushbutton Station\*

Description	Cat. No.
1-10, MAX, Raise, RECOrd, Lower, OFF	KB152-00W
1-12, MAX, WORK, OFF	KB151

\*Replace x as follows for color selection: Corian Glacier White (W) or Corian Nocturne Black (B).  
For a custom Corian color or otherwise customized faceplate, contact your local Leviton sales representative



#### Related Products

Combine Architectural Lighting Controls with Energy Management Solutions for smart energy saving systems (see pages **N-2 to N-55 in the Energy Management section**), or, combine Architectural Lighting Controls with Entertainment Lighting Solutions for smart lighting control solutions (see pages **M-3 to M-34 in the Entertainment Lighting section**).

## ARCHITECTURAL LIGHTING CONTROLS | Dimensions® D8000

### Dimensions® D8000 Digital Slider Stations

#### Features and Benefits

- 6-button configurations provide 3-scene recall, manual override, maximum brightness, and off
- 11-button configurations provide 5-scene recall, manual override, multiple scene record modes, maximum brightness, and off
- All buttons are programmable and can execute any system function (buttons are mechanically-captured to prevent vandalism)
- Programming via LumaEdit™ (for system setup)
- Built-in IR receiver enables station to be accessed via handheld remote

#### 6-Button Slider Stations and Labels\*

Description	Cat. No.
2-Gang, 3 Sliders, 6 Buttons	KS035-00x
3-Gang, 6 Sliders, 6 Buttons	KS065-00W

#### 11-Button Slider Stations and Labels\*

Description	Cat. No.
2-Gang, 3 Sliders, 11 Buttons	KS031-00W
3-Gang, 5 Sliders, 11 Buttons	KS061-00W
5-Gang, 12 Sliders, 11 Buttons	KS121-00W

\*Replace x as follows for color selection: Corian Glacier White (W) or Corian Nocturne Black (B).  
For a custom Corian color or otherwise customized faceplate, contact your local Leviton sales representative



Standard Button Legends

#### D8000 Slider Stations — Width x Height

2 Gang	4.81" (12.2cm) x 4.50" (11.4cm)
3 Gang	6.62" (16.8cm) x 4.50" (11.4cm)
5 Gang	10.25" (26.0cm) x 4.50" (11.4cm)



#### Related Products

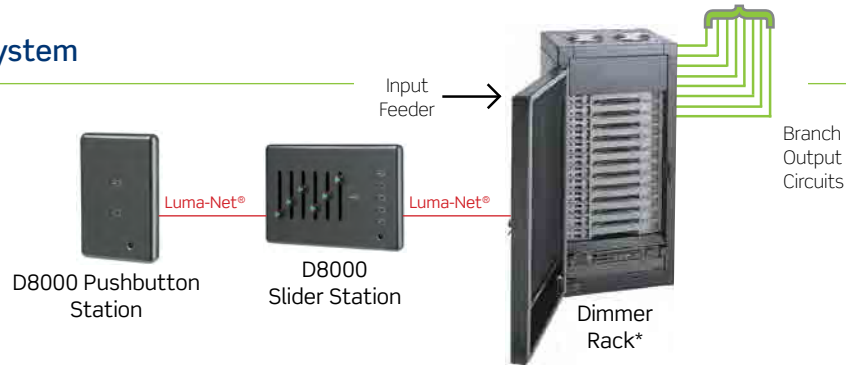
Combine Architectural Lighting Controls with Energy Management Solutions for smart energy saving systems (see pages **N-2 to N-55 in the Energy Management section**), or, combine Architectural Lighting Controls with Entertainment Lighting Solutions for smart lighting control solutions (see pages **M-3 to M-34 in the Entertainment Lighting section**).

## ARCHITECTURAL LIGHTING CONTROLS | Dimensions® D8000

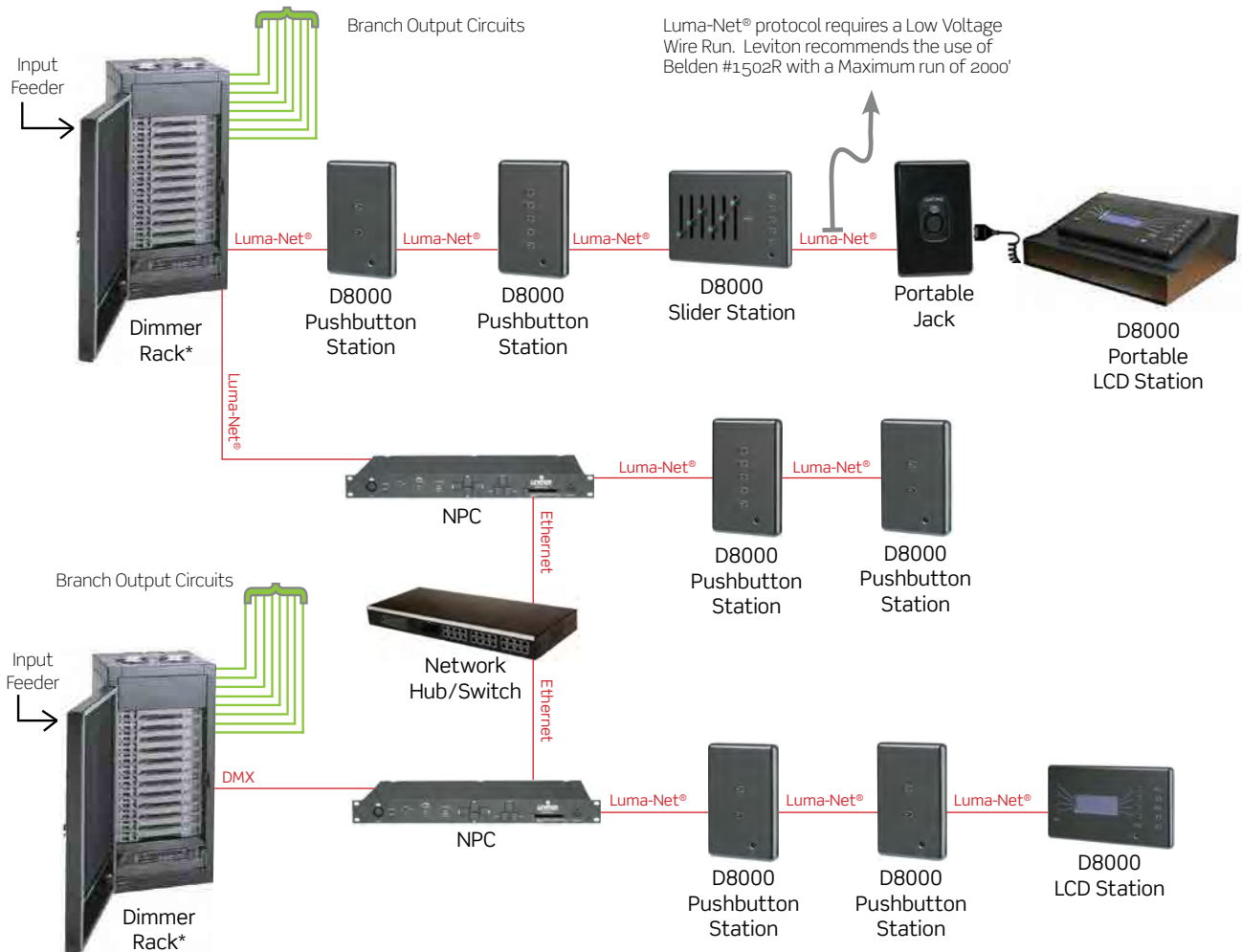
### Dimensions® D8000 System

D8000 is a flexible system with very few prerequisites. Almost any layout is possible with most functionality easily achievable. Contact your Leviton sales representative for assistance with system planning.

#### Basic D8000 System



#### Advanced D8000 System



\*Leviton offers an extensive line of high density dimming systems for architectural or entertainment applications. Visit [www.leviton.com/les](http://www.leviton.com/les) for more information

## ARCHITECTURAL LIGHTING CONTROLS | Dimensions® D8000

### Dimensions® D8000 Accessory Stations and Remote Controls

#### Features and Benefits

##### Accessory Stations

- All stations must be wired via Luma-Net®
- All fit inside 3.5-inch-deep, single-gang wallbox
- Optional, customized faceplate including full range of Corian colors, engraving, and fabrication from alternative materials

##### Handheld Remote Control

- Features 4-, 8- or 16-scene presets plus maximum brightness and off
- Point at any IR-receiving D8000 station or at auxiliary IR receiver to select scene, select maximum brightness, or turn off
- Operates at 56kHz frequency at 30- to 50-foot range

#### Single-Gang Accessory Stations

Description	Cat. No.
Key Switch Station, key operated lockout station that can be programmed to lock out any number of stations in the D8000 network	KLCK1-00W
Remote Portal Connection, for connecting a Console LCD, button or slider station	KIFC1-00W
PC Interface for LumaEdit™ Programming 9-pin female connector	KIFC2-00W
A/V Serial Interface 9-pin female connector, enables D8000 network to receive RS232 signals from personal computers and A/V equipment	KIFC3-00B



KLCK1-00W

#### Handheld Infrared Remote Controls

Description	Cat. No.
4 scene selections	D42IR-04L
8 scene selections	D42IR-08L
16 scene selections	D42IR-16L



D42IR-16L

#### Contact Closures

Description	Cat. No.
MechoShade® Interface-Dimensions contact closure output for use with MechoShade devices. Three Luma-Net channels to 2 standard MechoShade (5 position) and 1 blackout (2 position)	DCMSD-021
Dimensions Contact Closure Output Board, LumaNet to 8 low-voltage contact closure relay outputs, each rated for up to 24V, 0.5A	DCOUT-008
Combine Closure Card	KCLCM-000
8-Port Luma-Net® Hub	LHUB8-000

For a custom Corian color or otherwise customized faceplate, contact your Leviton sales representative

### Remembrance


Leviton's Remembrance line provides a straightforward, economical solution for smaller systems with both programmable and manual control for flexible lighting options that meet the needs for every mood the user looks to create. Remembrance offers a "snapshot" function for easy programming in digital or analog. This system provides the greatest flexibility in control for applications where lighting needs are constantly changing and cannot be met with a series of pre-designed looks.

#### Features and Benefits

- Integrates with DMX512 or 0-10VDC analog for complete control of theatrical and architectural lighting
- Completely programmable buttons and sliders
- Wide variety of stations, including LCD buttons and sliders
- Available in DMX or analog versions
- Simple, powerful preset storage and recall
- DMX version controls up to 512 channels on up to 12 faders

#### Remembrance Analog Control Stations

Description	Cat. No.
(2) Sliders, (2) Gang	RMB81-002
(4) Sliders, (4) Gang	RMB81-004
(6) Sliders, (5) Gang	RMB81-006



RMB81-144

#### Remembrance Entry Stations

Description	Cat. No.
Entry Station, On/Off, (1) Gang	RMB81-021
(4) Presets, iSeries e & Quad, (2) Gang	RMB81-024
(8) Presets, iSeries e & Quad, (2) Gang	RMB81-028



RMB81-106

#### Remembrance DMX Control Stations

Description	Cat. No.
Master, (4) Sliders, (4) Gang	RMB81-104
Master, (6) Sliders, (5) Gang	RMB81-106
Master, (12) Sliders, (8) Gang	RMB81-112
Master, (4) Sliders, (6) Gang	RMB81-144



#### Related Products

Combine Architectural Lighting Controls with Energy Management Solutions for smart energy saving systems (see pages **N-2 to N-55 in the Energy Management section**), or, combine Architectural Lighting Controls with Entertainment Lighting Solutions for smart lighting control solutions (see pages **M-3 to M-34 in the Entertainment Lighting section**).

## ARCHITECTURAL LIGHTING CONTROLS | a-2000®

### a-2000® Dimming Cabinets

The a-2000® line features a universal cabinet and multiple dimmer modules that work with virtually any load type. The a-2000® provides a high-performance dimming cabinet that combines theatrical grade performance at architectural pricing and form for all your architectural dimming applications. Its modular design enables the rapid servicing of both dimming modules and control electronics. It's the perfect solution for spaces requiring a single dimming source for a broad range of loads.

#### 24-Channel a-2000®



#### Features and Benefits

##### Leviton a-2000® cabinets are available in 12, 24, 36, and 48-circuit configurations

- Fully programmable from the front panel for convenience
- Plug-in dimmer modules for easy maintenance
- All load types supported for easy product selection and purchasing
- Rugged dual-SCR dimmer circuitry for superior dimming performance and reliability
- Contractor-friendly design with a large wiring space for easy installation
- Compact 30 3/8" cabinet width holds up to 24 dimmer circuits and fits between two stud widths
- Communication inputs include DMX512, Luma-Net® III, RS485, full bright, emergency, and +0-10VDC analog for versatility
- Capacity of up to 48 dimmer circuits
- Each dimmer channel rated up to 20A continuous (20A modules only)
- Surface or recessed mounting
- Top, bottom, or side feed
- Front-mounted bypass switches for dimmer override
- UL Listed
- All units 50/60 Hz
- LED Ready

Continued on next page

Continued from previous page

### Features and Benefits

#### Applications

- Office spaces
- Daylight harvesting
- Cafeterias
- Ballrooms
- Auditoriums
- Houses of worship
- Lecture halls
- Conference rooms
- Restaurants
- Multi-purpose rooms
- Office spaces
- Spaces requiring a single dimming source for a broad range of loads

### a-2000® Dimming Cabinets

Cabinets	
Description	Cat. No.
a-2000® Universal Cabinet, 6 Module, 12 Circuit, 1 Phase, 120/240VAC, with analog input card	A2B1L-112
a-2000® Universal Cabinet, 12 Module, 24 Circuit, 1 Phase, 120/240VAC, with analog input card	A2B1L-124
a-2000® Universal Cabinet, 6 Module, 12 Circuit, 3 Phase, 120/208VAC, with analog input card	A2B3L-112
a-2000® Universal Cabinet, 12 Module, 24 Circuit, 3 Phase, 120/208VAC, with analog input card	A2B3L-124
a-2000® Universal Cabinet, 6 Module, 12 Circuit, 3 Phase, 277/480VAC, with analog input card	A2B3L-212
a-2000® Universal Cabinet, 12 Module, 24 Circuit, 3 Phase, 277/480VAC, with analog input card	A2B3L-224
a-2000® Universal Cabinet, 6 Module, 12 Circuit, 1 Phase, 120/240VAC	A2D1L-112
a-2000® Universal Cabinet, 12 Module, 24 Circuit, 1 Phase, 120/240VAC	A2D1L-124
a-2000® 36 Circuit Cabinet, 1 Phase, 120/240VAC, consists of (1) 24-ckt and (1) 12-ckt cabinets factory bussed	A2D1L-136
a-2000® 48 Circuit Cabinet, 1 Phase, 120/240VAC, consists of (2) 24-ckt cabinets factory bussed	A2D1L-148
a-2000® Universal Cabinet, 6 Module, 12 Circuit, 3 Phase, 120/208VAC	A2D3L-112
a-2000® Universal Cabinet, 12 Module, 24 Circuit, 3 Phase, 120/208VAC	A2D3L-124
a-2000® 36 Circuit Cabinet, 3 Phase, 120/208VAC, consists of (1) 24-ckt and (1) 12-ckt cabinets factory bussed	A2D3L-136
a-2000® 48 Circuit Cabinet, 3 Phase, 120/208VAC, consists of (2) 24-ckt cabinets factory bussed	A2D3L-148
a-2000® Universal Cabinet, 6 Module, 12 Circuit, 3 Phase, 277/480VAC	A2D3L-212
a-2000® Universal Cabinet, 12 Module, 24 Circuit, 3 Phase, 277/480VAC	A2D3L-224
a-2000® 36 Circuit Cabinet, 3 Phase, 277/480VAC, consists of (1) 24-ckt and (1) 12-ckt cabinets factory bussed together	A2D3L-236
a-2000® 48 Circuit Cabinet, 3 Phase, 277/480VAC, consists of (2) 24-ckt cabinets factory bussed together	A2D3L-248



a-2000



#### Related Products

Combine Architectural Lighting Controls with Energy Management Solutions for smart energy saving systems (see pages **N-2 to N-55 in the Energy Management section**), or, combine Architectural Lighting Controls with Entertainment Lighting Solutions for smart lighting control solutions (see pages **M-3 to M-34 in the Entertainment Lighting section**).

## ARCHITECTURAL LIGHTING CONTROLS | a-2000®

### a-2000® Dimming Cabinets

Main Breaker Options		
Cabinet Configuration	Cat. No.	Description
For 3 Phase, 120/208V Cabinet	A2K3B -#	# — indicate breaker size in amps: 30, 50, 60, 70, 80, 100, 150, 175, 200, 225

Factory installation required.  
Order with your cabinet (single cabinet configurations only)

Accessories	
Cat. No.	Description
A2KFL-012	a-2000® flush mount trim kit for a 12 channel cabinet
A2KFL-024	a-2000® flush mount trim kit for a 24 channel cabinet
A2KFL-036	a-2000® flush mount trim kit for a 36 channel cabinet
A2KFL-048	a-2000® flush mount trim kit for a 48 channel cabinet



a-2000®-24  
with Relay Cabinet

### a-2000® Dimmer Modules

The a-2000® uses a modular dimmer allowing for ease of replacement and custom tailoring of module type to each project's specific needs. Leviton a-2000® dimmer modules employ the proven dual SCR dimming technology inherited from Leviton's line of theatrical equipment.

#### Features and Benefits

##### Universal Dimmer Modules

- Supports all load types as well as two circuits of Hi-Lume® and other 3-wire fluorescent dimming ballasts and 3-wire LED drivers for easy product selection and purchasing
- 2 basic configurations: 120V AC modules for 120V AC rated cabinets and 277V AC modules for use in either 120V AC or 277V AC rated cabinets

##### 240V Modules

- Built-in bypass switches (240V): Bypasses control electronics permitting the cabinet to be used for work lights during construction.

##### Standard Modules

- Built-in bypass switches (120V) or shunts (277V): Bypasses control electronics permitting the cabinet to be used for work lights during construction.

#### Related Products

Combine Architectural Lighting Controls with Energy Management Solutions for smart energy saving systems (see pages **N-2 to N-55 in the Energy Management section**), or, combine Architectural Lighting Controls with Entertainment Lighting Solutions for smart lighting control solutions (see pages **M-3 to M-34 in the Entertainment Lighting section**).





### a-2000® Supported Load Types

Lamp	Universal	240V	Standard
Incandescent	✓	✓	✓
Tungsten	✓	✓	✓
Neon	✓	✓	✓
Cold-Cathode	✓	✓	✓
Magnetic Low Voltage	✓	✓	✓
Electronic Low Voltage*	✓	✓	✓
0-10V DC LED Driver	✓	✓	✓
3-Wire LED Driver	✓		
Fluorescent Dimming Ballasts	✓	✓	✓
0-10V Fluorescent Ballast, e.g., Advance Mark 7®**	✓	✓	✓
2-Wire Fluorescent Ballast, e.g., Advance Mark 10®**	✓		✓
3-Wire Fluorescent Ballast, e.g., Lutron Hi-Lume® & Eco-10™**	✓		

\*Electronic Low Voltage transformers are supported upon the manufacturer's approval for use with forward phase dimmers. When the use of Electronic Low Voltage is required which does not meet this requirement, Leviton's PE400 Power Extender may be used. Contact your local Leviton representative for more information.

\*\*Mark 10® and Mark 7® are registered trademarks of Advance Transformer Company. Eco-10™ is a trademark and Hi-Lume® is a registered trademark of Lutron Electronics, Inc.

### a-2000® Dimmer Modules

Cat. No.	Description
A15HL-012	a-2000® Universal Dual Dimmer Module, 120V, 20A
A20DC-012	a-2000® Universal Dual Dimmer Module, 120/277V, 20A
A20DD-012	a-2000® Dual Dimmer Module, 120V, 20A
A20HD-012	a-2000® Dual Constant Module, 120V, 20A
A20UN-012	a-2000® High Rise Dimmer Module, 120V, 20A
A15DC-012	a-2000® Dual Dimmer Module, 277V, 20A
A15DD-012	a-2000® Dual Constant Module, 277V, 20A
A15DD-230	a-2000® Dual Dimmer Module, 230V, 15A
A20DD-230	a-2000® Dual Dimmer Module, 230V, 20A
A20DC-A27	a-2000® Dual Constant Modules, (2) 20A, 277V dimmers
A20HD-027	a-2000® High Rise Time Single Dimmer Module, 20A, 277V
A20HL-A27	a-2000® Single Hi-Lume®/ECO-10, (1) Dimmer Module, 20A, 277V dimmers
A20UN-027	Dimmer Universal Module, Dual Dimmer, 20A, 277V or 120V

### Modular Dimming Systems (MDS)

Leviton Modular Dimming Systems (MDS) are high quality, made to order, yet cost-effective convection cooled dimmer systems. The key to MDS flexibility is the variety of dimming cabinets that fit together like building blocks. Modular construction and a variety of available control options enable Leviton to build each MDS cabinet to meet each application's unique requirements — with the exact number and capacity of dimmers and specific accessories. Contact your Leviton sales representative for more details.

#### Dimmer Cabinet



#### Features and Benefits

- Flexible design based on modular construction, including plug-in dimmers
- Intermix 120V and 277V dimmers in a single enclosure; dim virtually any fluorescent dimmer ballast
- 100% solid state electronics
- Completely convection cooled (no fan noise)
- Optional UL1008 transfer contactor
- Use with all Leviton control types including DMX 512 and Luma-Net®



#### Related Products

Combine Architectural Lighting Controls with Energy Management Solutions for smart energy saving systems (see pages **N-2 to N-55 in the Energy Management section**), or, combine Architectural Lighting Controls with Entertainment Lighting Solutions for smart lighting control solutions (see pages **M-3 to M-34 in the Entertainment Lighting section**).

### MDS Dimming Modules

With superior surge current capacity, Leviton dimming modules use Silicon Controlled Rectifiers (SCR) for power handling rather than triacs. These modular dimmers can be combined in systems with other Leviton dimmers.

#### Features and Benefits

- Voltage regulation compensates for incoming line voltage variations
- Toroidal filter with 500µsec rise time

#### MDS Control Modules

- Fully programmable from the front panel for convenience
- All load types supported for easy product selection and purchasing
- Rugged dual-SCR dimmer circuitry for superior dimming performance and reliability
- Contractor-friendly design with a large wiring space for easy installation
- Communication inputs include DMX512, Luma-Net III, RS485, full bright, emergency, and +0-10VDC analog for versatility

MDS Cabinets	
Description	Cat. No.
18" tall x 8.44" wide empty MDS cabinet supporting (1) dimmer module. Requires up to (1) dimmer module and (1) control module.	MAC-3116-1
50" tall x 8.44" wide empty MDS Cabinet supporting up to (4) dimmer modules. Requires up to (4) dimmer modules and (1) control module.	MAC-3116-7
50" tall x 16.75" wide empty 2-section MDS Cabinet supporting up to (8) dimmer modules. Requires up to (8) dimmer modules and (1) control module.	MAC-3116-8
50" tall x 25.25" wide empty 3-section MDS Cabinet supporting up to (12) dimmer modules. Requires up to (12) dimmer modules and (1) control module.	MAC-3116-9



MDS Dimmer modules - 2,400W (up through 12,000W available)	
Description	Cat. No.
120V, 2400W, Dual dimmer modules supporting incandescent, magnetic low voltage, neon, cold cathode, fluorescent (Advanced Mark 10®, Advance Mark 7®, Lutron Tu-Wire®) loads	MAC-516-124
277V, 5500W, Dual dimmer modules supporting incandescent, magnetic low voltage, neon, cold cathode, fluorescent (Advanced Mark 10®, Advance Mark 7®, Lutron Tu-Wire®) loads	MAC-516-128
120V, 2400W, Single density dimmer modules for Lutron Hi-Lume® ballasts	MAC-516-140
277V, 5500W, Single density dimmer modules for Lutron Hi-Lume® ballasts	MAC-516-141



MDS Dimming Cabinets

#### MDS Control Modules - One Control Module Required Per Cabinet, Max 24 Dimmers Per Control Module

Description	Cat. No.
MDS Digital Control Module, 120V	APP-32055-00
MDS Digital Control Module, 120V, with analog input card	APP-32055-01
MDS Digital Control Module, 277V	APP-32055-02
MDS Digital Control Module, 277V, with analog input card	APP-32055-03

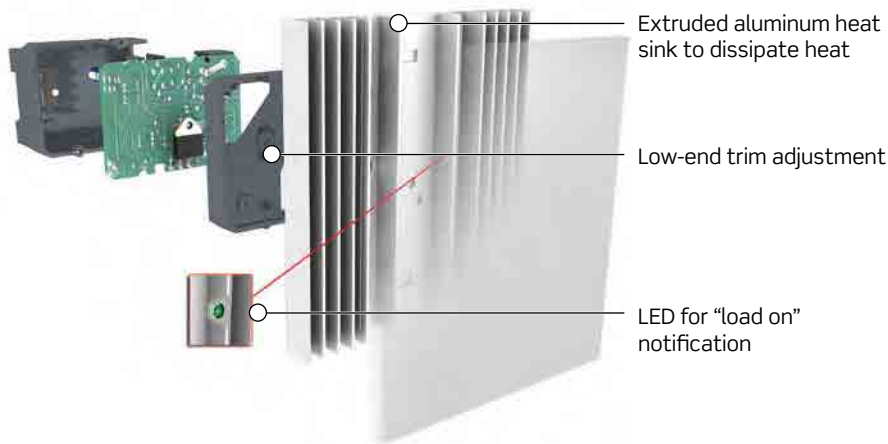


MDS Dimmer Module

### Power Extenders

Leviton power extenders allow higher and different types of loads to be controlled by dimmers and architectural dimming systems than would otherwise be possible. A variety of models are available for all types of lighting loads.

#### PE100 (Exploded View)



#### Features and Benefits



- Emulate characteristics of connected dimmers in terms of dimming range and resolution
- Available low-end trim for setting minimum brightness level
- Most models can be surface or flush-mounted
- UL Listed

#### Standard Power Extenders

Description	Cat. No.	Rating	Color
Extends dimming zone capacity for incandescent, magnetic low-voltage, halogen, or neon/cold cathode lighting	PE100-10W	Input Voltage: 120V 50/60Hz* Load Rating: 1920W/VA Dimmer Input: 120V 50/60Hz	White
Extends dimming zone capacity for Mark 10® Powerline™, Hi-Lume®, Lutron Tu-Wire® or equivalent dimmable fluorescent ballasts	PE200-10W	Input Voltage: 108V AC to 305V AC, 60Hz Load Rating: 1920VA Dimmer Input: 120V 50/60Hz	White
Extends dimming zone capacity for Mark 10® Powerline™, Hi-Lume®, Lutron Tu-Wire® or equivalent dimmable fluorescent ballasts	PE200-70W	Input Voltage: 277V 50/60Hz* Load Rating: 3000VA Dimmer Input: 120V 50/60Hz	White
Extends dimming zone capacity for Mark 7™ 0-10V, Lutron 0-10V, OSRAM Sylvania Quicktronic® Helios™, or equivalent ballasts	PE300-D0W	Input Voltage: 108V AC to 305V AC, 60Hz Load Rating: 20A-2400VA @ 120V AC, 5500VA @ 277V AC Power Consumption: 6W @ 120V AC, 18W @ 277V AC Output Ballast Control: 0-10VDC, 200mA Dimmer Input: 120V 60Hz	Metallic Silver
Extends dimming zone capacity for electronic low voltage or incandescent lighting	PE400-10W	Input Voltage: 120V AC 50/60Hz* Load Rating: 1000W/VA Dimmer Input: 120V 60Hz	White
Auxiliary Power Extender, 120VAC, 1920W/VA, Incandescent and Magnetic Low Voltage	PEAUX-12W	Input Voltage: 120-230V AC 50/60Hz* Load Rating: 1920W/VA @ 120V AC, 2300W/VA @ 230V AC Dimmer Input: 120V 50/60Hz	White

\*Load output power is phase independent of control device



PE100/200/400/AUX/AU7



PE300-D0W

### Renoir™ II

#### Commercial Architectural Wallbox Dimmers

The Leviton Renoir™ II line of architectural wall box dimmers supports an unparalleled number of applications using a minimum number of SKUs. Renoir™ II high performance dimmers support all load types and configurations. Performance, aesthetics, multi-location dimming, and multi-gang capabilities make Renoir™ II a highly functional yet elegant solution for architectural dimming control.

#### Renoir™ II



#### Features and Benefits

- Universal voltage — 120-277V, 60 Hz (excludes non-neutral models)
- Multi-location dimming — up to 5-way dimming
- Remote dimmers and switches
- Connect up to 5 devices, max 250' on 1 traveler wire
- Remotes control all connected master dimmers
- Masters always operate independently
- Locater indicator — illuminates when dimmer is off for easy location in a dark room
- 1-10V Control LED
- Non-neutral models — for retrofit applications
- Configurable cut-off level — allows user configuration of cut-off point and automatically recalibrates to allow maximum control from cutoff point to full output
- Smooth-action, linear captive slide control — easy, precise adjustment of lighting levels
- Easy-touch preset switch turns lights ON at last selected brightness level
- Clean and stylish appearance
- Fits standard commercial 2 1/2" deep wall boxes\*
- Decora® wallplates coordinate with Leviton's extensive line of Decora® devices
- Fins are easily removed for multi-gang applications
- No visible metal heat sinks, fins, or mounting hardware
- Solid state triac dimming — saves energy when dimming, extends lamp life, and reduces maintenance costs
- Flicker-free, smooth, and continuous dimming — reduces light fluctuations from line voltage variation and maintains the power delivered to the lamp
- Power failure memory — light is restored to the same levels set prior to the power failure or power interruption
- Surge protection — tested to withstand surges of 6000V, 200A (ANSI/IEEE Std. C62.41-1980)
- Electrostatic discharge protection — protects dimmer against static discharge up to 16,000V
- Advanced technology engineered heat sinks — transfers heat away from essential electrical components for extended product life
- Square law dimming — slider position indicates the perceived light level
- RFI filtering — reduces interference with radio, audio, and video equipment
- Accessible air gap feature — completely disconnects power from the load when lights are off for safety when changing lamps (available on select models; consult factory for additional details)
- LED Ready

\*Field configurable multi-gang boxes not supported.

Continued on next page

## ARCHITECTURAL LIGHTING CONTROLS | Renoir™ II Wallbox Dimmers

Continued from previous page

### Renoir™ II

#### Commercial Architectural Wallbox Dimmers

##### Models/Supported Load Types

###### Incandescent

- 120V, 60Hz non-neutral (1-Wire (Dimmed Hot))
- 120-277V AC, 60Hz (with neutral) {2-Wire (Dimmed Hot + Neutral)}
- Forward Phase Dimmer
- Square Law Dimming
- Symmetrical AC Waveform for all load types
- Incandescent: Minimum load requirement 40W @ 120V, 100W @ 277V
- Tungsten: Minimum load requirement 40W @ 120V, 100W @ 277V
- Magnetic Low Voltage: Minimum load requirement 50W @ 120V, 100W @ 277V
- Forward Phase Control Electronic Low Voltage Transformers (with neutral): Minimum load requirement 50W @ 120V, 100W @ 277V
- Forward Phase Control LED Drivers (with neutral): Minimum load requirement 50W @ 120V, 100W @ 277V
- Forward Phase Control Neon/Cold Cathode Ballasts (with neutral): Minimum load requirement 50W @ 120V, 100W @ 277V

###### Electronic Low Voltage — 2-Wire (Dimmed Hot + Neutral)

- 120-277V AC, 60Hz
- Reverse Phase Dimmer
- Square Law Dimming
- Forward or Reverse Phase Control Electronic Low Voltage Transformers
- Phase Control LED Drivers
- Forward or Reverse Phase Control Neon/Cold Cathode Ballasts
- Incandescent/Tungsten
- No minimum load

###### Ballast — 0-10V

- 120-277V AC, 60Hz
- Linear Dimming
- Any ballast (or LED driver) requiring 0-10V “sinking” control, e.g., — Leviton Sector®, Advance Mark 7®, Universal SuperDim®, Lutron TVE™, Sylvania Quicktronic® Powersense™
- No minimum load

###### Ballast — 2-Wire Control (Dimmed Hot + Neutral)

- 120-277V AC, 60Hz
- Linear Dimming
- Forward Phase Control, e.g., — Advance Mark 10®, Sylvania Quicktronic® Powersense™, Lutron Tu-Wire®
- Minimum load requirement 64W @ 120V, 128W @ 277V

###### Ballast — 3-Wire Control (Switched Hot + Dimmed Hot + Neutral)

- 120-277V AC, 60Hz
- Linear Dimming, e.g., Lutron Hi-Lume®, Lutron Eco-10®
- No minimum load

###### Switch

- 120-277V AC, 60Hz
- Tungsten Loads
- Resistive Loads
- Inductive Loads
- Motor Loads
- Transformer Loads
- No minimum load

###### Fan Speed

- 120-277V AC, 60Hz
- Any quantity of ceiling paddle fans up to maximum current rating
- Any fan up to 5A, paddle fan up to 8.3A
- Patent-pending Super Silent Technology (SST) allows “quiet” performance with fully variable control
- No minimum load

## ARCHITECTURAL LIGHTING CONTROLS | Renoir™ II Product Selection Guide

### Product Selection Guide — Ordering Chart

**To select and order:**

1. Confirm load type and voltage
2. Calculate total load
3. Identify control locations
4. Select control aesthetics, dimmers and remotes
5. Choose wallplates and, if desired, color change kits from next few pages

Renoir II Product Selection Guide							
Load Type	Wattage	Voltage	Control	Heat Sink	Neutral Required	Heat Sink Width	Cat. No.
Incandescent	600	120	Preset Slide	Thin	No	Narrow	AWSMT-IAW
	1000	120	Preset Slide	Thin	No	Narrow	AWSMT-IBW
	1500	120	Preset Slide	Thin	No	Wide	AWSMT-ICW
	600	120	Preset Slide	Standard	No	Narrow	AWSMG-IAW
	1000	120	Preset Slide	Standard	No	Narrow	AWSMG-IBW
	1500	120	Preset Slide	Standard	No	Wide	AWSMG-ICW
	1920	120	Preset Slide	Standard	No	Wide	AWSMG-IDW
	600	120	Rotary	Standard	No	Narrow	AWRMG-IAW
	1000	120	Rotary	Standard	No	Narrow	AWRMG-IBW
	1500	120	Rotary	Standard	No	Wide	AWRMG-ICW
	1920	120	Rotary	Standard	No	Wide	AWRMG-IDW
	Incandescent/ Magnetic Low Voltage	600/1150/1385	120/230/277	Preset Slide	Thin	Yes	Narrow
1000/1917/2308		120/230/277	Preset Slide	Thin	Yes	Narrow	AWSMT-MBW
1500/2875/3463		120/230/277	Preset Slide	Thin	Yes	Wide	AWSMT-MCW
600/1150/1385		120/230/277	Preset Slide	Standard	Yes	Narrow	AWSMG-MAW
1000/1917/2308		120/230/277	Preset Slide	Standard	Yes	Narrow	AWSMG-MBW
1500/2875/3463		120/230/277	Preset Slide	Standard	Yes	Wide	AWSMG-MCW
1920/3680/4432		120/230/277	Preset Slide	Standard	Yes	Wide	AWSMG-MDW
600/1150/1385		120/230/277	Rotary	Standard	Yes	Narrow	AWRMG-MAW
1000/1917/2308		120/230/277	Rotary	Standard	Yes	Narrow	AWRMG-MBW
1500/2875/3463		120/230/277	Rotary	Standard	Yes	Wide	AWRMG-MCW
1920/3680/4432		120/230/277	Rotary	Standard	Yes	Wide	AWRMG-MDW
Fluorescent 0-10V		1920/3680/4432	120/230/277	Preset Slide	Thin	Yes	Narrow
	1920/3680/4432	120/230/277	Preset Slide	Standard	Yes	Narrow	AWSMG-7DW
	1920/3680/4432	120/230/277	Rotary	Standard	Yes	Narrow	AWRMG-7DW
Mark 10 or Ballast — 2-Wire Control	600/1150/1385	120/230/277	Preset Slide	Thin	Yes	Narrow	AWSMT-XAW
	1000/1917/2308	120/230/277	Preset Slide	Thin	Yes	Narrow	AWSMT-XBW
	1500/2875/3463	120/230/277	Preset Slide	Thin	Yes	Wide	AWSMT-XCW
	1920/3680/4432	120/230/277	Preset Slide	Thin	Yes	Wide	AWSMT-XDW
	600/1150/1385	120/230/277	Preset Slide	Standard	Yes	Narrow	AWSMG-XAW
	1000/1917/2308	120/230/277	Preset Slide	Standard	Yes	Narrow	AWSMG-XBW
	1500/2875/3463	120/230/277	Preset Slide	Standard	Yes	Wide	AWSMG-XCW
	1920/3680/4432	120/230/277	Preset Slide	Standard	Yes	Wide	AWSMG-XDW
	600/1150/1385	120/230/277	Rotary	Standard	Yes	Narrow	AWRMG-XAW
	1000/1917/2308	120/230/277	Rotary	Standard	Yes	Narrow	AWRMG-XBW
	1500/2875/3463	120/230/277	Rotary	Standard	Yes	Wide	AWRMG-XCW
	1920/3680/4432	120/230/277	Rotary	Standard	Yes	Wide	AWRMG-XDW
Ballast — 3-Wire Control	600/1150/1385	120/230/277	Preset Slide	Thin	Yes	Narrow	AWSMT-HAW
	1000/1917/2308	120/230/277	Preset Slide	Thin	Yes	Narrow	AWSMT-HBW
	1500/2875/3463	120/230/277	Preset Slide	Thin	Yes	Narrow	AWSMT-HCW
	1920/3680/4432	120/230/277	Preset Slide	Thin	Yes	Narrow	AWSMT-HDW
	600/1150/1385	120/230/277	Preset Slide	Standard	Yes	Narrow	AWSMG-HAW
	1000/1917/2308	120/230/277	Preset Slide	Standard	Yes	Narrow	AWSMG-HBW
	1500/2875/3463	120/230/277	Preset Slide	Standard	Yes	Narrow	AWSMG-HCW
	1920/3680/4432	120/230/277	Preset Slide	Standard	Yes	Narrow	AWSMG-HDW
	600/1150/1385	120/230/277	Rotary	Standard	Yes	Narrow	AWRMG-HAW
	1000/1917/2308	120/230/277	Rotary	Standard	Yes	Narrow	AWRMG-HBW
	1500/2875/3463	120/230/277	Rotary	Standard	Yes	Narrow	AWRMG-HCW
	1920/3680/4432	120/230/277	Rotary	Standard	Yes	Narrow	AWRMG-HDW
Electronic Low Voltage	600/1150/1385	120/230/277	Preset Slide	Thin	Yes	Wide	AWSMT-EAW
	1000/1917/2308	120/230/277	Preset Slide	Thin	Yes	Wide	AWSMT-EBW
	600/1150/1385	120/230/277	Preset Slide	Standard	Yes	Wide	AWSMG-EAW
	1000/1917/2308	120/230/277	Preset Slide	Standard	Yes	Wide	AWSMG-EBW
	600/1150/1385	120/230/277	Rotary	Standard	Yes	Wide	AWRMG-EAW
	1000/1917/2308	120/230/277	Rotary	Standard	Yes	Wide	AWRMG-EBW
Fan Speed Control	600/1150/1385	120/230/277	Preset Slide	Thin	Yes	Narrow	AWSMT-QAW
	1000/1917/2308	120/230/277	Preset Slide	Thin	Yes	Narrow	AWSMT-QBW
	600/1150/1385	120/230/277	Preset Slide	Standard	Yes	Narrow	AWSMG-QAW
	1000/1917/2308	120/230/277	Preset Slide	Standard	Yes	Narrow	AWSMG-QBW
	600/1150/1385	120/230/277	Rotary	Standard	Yes	Narrow	AWRMG-QAW
	1000/1917/2308	120/230/277	Rotary	Standard	Yes	Narrow	AWRMG-QBW
Switch	1800/3450/4155	120/230/277	Switch	Thin	Yes	Narrow	AWSMT-00W
	1800/3450/4155	120/230/277	Switch	Standard	Yes	Narrow	AWWMG-00W
Remote	-	120/230/277	Slide	Thin	Yes	Narrow	AWSRT-00W
	-	120/230/277	Slide	Standard	Yes	Narrow	AWSRG-00W
	-	120/230/277	Switch	Thin	Yes	Narrow	AWWRT-00W
	-	120/230/277	Switch	Standard	Yes	Narrow	AWWRG-00W
	-	120/230/277	Rotary	Standard	Yes	Narrow	AWRRG-00W

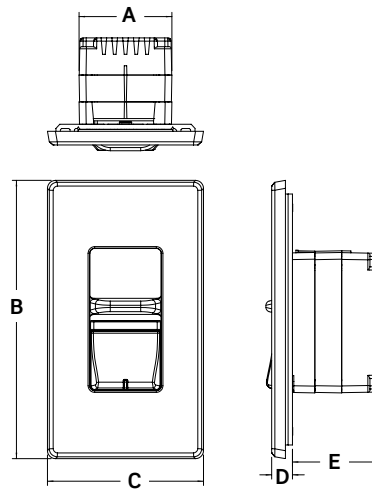
## ARCHITECTURAL LIGHTING CONTROLS | Renoir™ II Dimmer Dimensions

### Renoir™ II

#### Dimensions for Renoir™ II Commercial Architectural Wallbox Dimmers

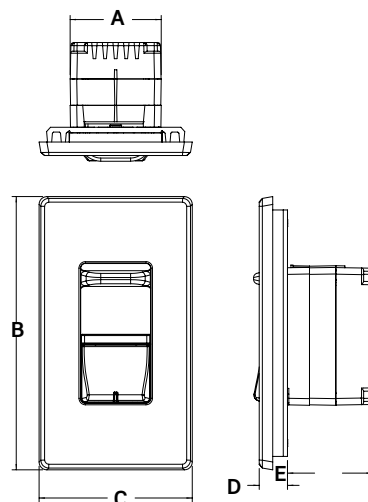
**Renoir™ II Preset Slide Dimmers with Thin Heat Sink Measurements**

Description	A	B	C	D	E
Narrow Dimmer	1.720" (43.68mm)	5.157" (130.99mm)	2.891" (73.43mm)	0.385" (9.77mm)	1.600" (40.64mm)
Wide Dimmer	1.720" (43.68mm)	5.157" (130.99mm)	4.701" (119.40mm)	0.385" (9.77mm)	1.600" (40.64mm)
Switch	1.720" (43.68mm)	5.157" (130.99mm)	2.891" (73.43mm)	0.385" (9.77mm)	1.600" (40.64mm)
Switch Remote	1.720" (43.68mm)	5.157" (130.99mm)	2.891" (73.43mm)	0.385" (9.77mm)	1.103" (28.1062mm)
Dimmer Remote	1.720" (43.68mm)	5.157" (130.99mm)	2.891" (73.43mm)	0.385" (9.77mm)	1.103" (28.1062mm)



**Renoir™ II Preset Slide Dimmers with Standard Heat Sink Measurements**

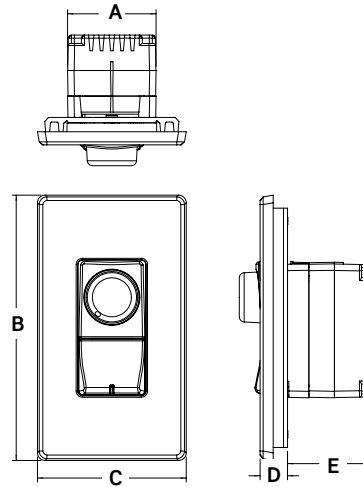
Description	A	B	C	D	E
Narrow Dimmer	1.720" (43.68mm)	5.157" (130.99mm)	2.891" (73.43mm)	0.533" (13.53mm)	1.600" (40.64mm)
Wide Dimmer	1.720" (43.68mm)	5.157" (130.99mm)	4.701" (119.40mm)	0.533" (13.53mm)	1.600" (40.64mm)
Switch	1.720" (43.68mm)	5.157" (130.99mm)	2.891" (73.43mm)	0.533" (13.53mm)	1.600" (40.64mm)
Switch Remote	1.720" (43.68mm)	5.157" (130.99mm)	2.891" (73.43mm)	0.533" (13.53mm)	1.103" (28.10mm)
Dimmer Remote	1.720" (43.68mm)	5.157" (130.99mm)	2.891" (73.43mm)	0.533" (13.53mm)	1.103" (28.10mm)





## ARCHITECTURAL LIGHTING CONTROLS | Renoir™ II Dimmer Dimensions

Renoir™ II Rotary Dimmers with Standard Heat Sink Measurements					
Description	A	B	C	D	E
Narrow Dimmer	1.720" (43.68mm)	5.157" (130.99mm)	2.891" (73.43mm)	0.533" (13.53mm)	1.600" (40.64mm)
Wide Dimmer	1.720" (43.68mm)	5.157" (130.99mm)	4.701" (119.40mm)	0.533" (13.53mm)	1.600" (40.64mm)
Switch	1.720" (43.68mm)	5.157" (130.99mm)	2.891" (73.43mm)	0.533" (13.52mm)	1.600" (40.64mm)
Switch Remote	1.720" (43.68mm)	5.157" (130.99mm)	2.891" (73.43mm)	0.533" (13.53mm)	1.103" (28.10mm)
Dimmer Remote	1.720" (43.68mm)	5.157" (130.99mm)	2.891" (73.43mm)	0.533" (13.53mm)	1.103" (28.10mm)



### Related Products

Combine Architectural Lighting Controls with Energy Management Solutions for smart energy saving systems (see pages **N-2 to N-55 in the Energy Management section**), or, combine Architectural Lighting Controls with Entertainment Lighting Solutions for smart lighting control solutions (see pages **M-3 to M-34 in the Entertainment Lighting section**).

## ARCHITECTURAL LIGHTING CONTROLS | Renoir™ II Color Change Kits

### Renoir™ II

#### Color Change Kits

Color Change Kits			
Description	Control Type	Cat. No.	Color
Color Change Kits, Preset Slide — Thin Heat Sink	Slide Switch	AWSCT-00	W, I, T, G, E
		AWWCT-00	W, I, T, G, E
Color Change Kits, Preset Slide or Rotary — Standard Heat Sink	Slide Switch/Rotary	AWSCG-00	W, I, T, G, E
		AWWCG-00	W, I, T, G, E
		AWRCG-00	W, I, T, G, E

\*Add color code to end of suffix. White (W), Ivory (I), Light Almond (T), Gray (G), Black (E)



AWSRG

**Color Choices** Renoir color change kits are offered in the following colors. To order colors, add suffix to Cat. No.



White  
(-W)



Ivory  
(-I)



Light Almond  
(-T)



Gray  
(-G/-GY)



Black  
(-E)



#### Related Products

Combine Architectural Lighting Controls with Energy Management Solutions for smart energy saving systems (see pages **N-2 to N-55 in the Energy Management section**), or, combine Architectural Lighting Controls with Entertainment Lighting Solutions for smart lighting control solutions (see pages **M-3 to M-34 in the Entertainment Lighting section**).

## ARCHITECTURAL LIGHTING CONTROLS | Renoir™ II Wallplates


### Wallplates

The Leviton Renoir™ II line of architectural wall box dimmers support all load types and configurations. Performance, aesthetics, multi-location dimming, and multi-gang capabilities make Renoir™ II a highly functional, yet elegant solution for architectural dimming control.

### Color Change Kits & Make-to-Order Wallplates

Each device is supplied with a white single gang plate. Standard wallplates are available to support 1-4 dimmers. For make-to-order plates to support 5-10 dimmers, there is a 4-6 week lead time. For purchase of replacement plates or plates in an alternate color, please consult the chart on the next page.

### Sample Renoir™ II Wallplates



## ARCHITECTURAL LIGHTING CONTROLS | Renoir™ II Wallplate Configuration Guide

### Renoir™ II

#### Wallplate Configuration Guide — Ordering Chart

To find applicable Cat. No. locate the row with the number of narrow heat sink devices that you have, and whether the fins will be left on or removed and the columns that correspond to the number of wide heat sink devices you have. In the cell you will find the following information:

- The Ws and Ns in the Description Field indicate the order devices should be installed: N=Narrow; W=Wide
- x\*=right fin break-off on device; \*x=left fin break-off on device; \*x\*=fin break-off on both sides of device
- ~ indicates that use of jumper bars is required. Jumper bars can be found in the kit with the faceplate
- Replace 'x' in the faceplate **Cat. No.** with the desired color: W=White; I=Ivory; T=Light Almond; E=Black; G=Gray

		Number of Wide Heat Sink Devices					
		0	1	2	3	4	
Number of Narrow Heat Sink Devices	0	Fins Left On	<b>Cat. No.</b> — Configurations —	<b>AWPOF-01x</b> 1-gang W	<b>AWPOF-02x</b> 4-gang W+W	<b>AWPOF-03x</b> 6-gang~ W+W+W	<b>AWPOF-04x</b> 9-gang W+W+W+W
		Fins Removed	<b>Cat. No.</b> — Configurations —	—	<b>AWP00-02x</b> 3-gang W*+W*	<b>AWP00-03x</b> 5-gang W*+W*+*W	<b>AWP00-04x</b> 7-gang W*+*W*+*W*+*W
	1	Fins Left On	<b>Cat. No.</b> <b>AWPOF-10x</b> 1-gang N	<b>AWPOF-11x</b> 3-gang W+N	—	<b>AWPOF-13x</b> 8-gang~ W+W+N+W	<b>AWPOF-14x</b> 11-gang W+W+W+W
		Fins Removed	<b>Cat. No.</b> — Configurations —	—	—	<b>AWP00-13x</b> 7-gang W*+*W+N+W	<b>AWP00-14x</b> 9-gang W*+*W+N+W*+*W
	2	Fins Left On	<b>Cat. No.</b> <b>AWPOF-20x</b> 1+1-gang N+N	<b>AWPOF-21x</b> 3+1 or 5-gang W+N+N	<b>AWPOF-22x</b> 5+1~ or 7-gang W+N+N+W	<b>AWPOF-23x</b> 10-gang W+W+N+N+W	<b>AWPOF-24x</b> 12-gang W+W+N+N+W+W
		Fins Removed	<b>Cat. No.</b> <b>AWP00-20x</b> 2-gang N*+*N	<b>AWP00-21x</b> 4-gang W+N*+*N	<b>AWP00-22x</b> 6-gang W+N*+*N+W	<b>AWP00-23x</b> 8-gang W*+*W+N*+*N+W	<b>AWP00-24x</b> 10-gang W*+*W+N*+*N+W*+*W
	3	Fins Left On	<b>Cat. No.</b> <b>AWPOF-30x</b> 4-gang~ N+N+N	<b>AWPOF-31x</b> 6-gang~ W+N+N+N	<b>AWPOF-32x</b> 9-gang W+N+N+N+W	<b>AWPOF-33x</b> 11-gang W+W+N+N+N+W	<b>AWPOF-34x</b> 14-gang W+W+N+N+N+W+W
		Fins Removed	<b>Cat. No.</b> <b>AWP00-30x</b> 3-gang N*+*N*+*N	<b>AWP00-31x</b> 5-gang W+N*+*N*+*N	<b>AWP00-32x</b> 7-gang W+N*+*N*+*N+W	<b>AWP00-33x</b> 9-gang W*+*W+N*+*N*+*N+W	<b>AWP00-34x</b> 11-gang W*+*W+N*+*N*+*N+W*+*W
	4	Fins Left On	<b>Cat. No.</b> <b>AWPOF-40x</b> 4+1-gang~ N+N+N+N	<b>AWPOF-41x</b> 6+1~ or 8-gang W+N+N+N+N	<b>AWPOF-42x</b> 8+1~ or 10-gang W+N+N+N+N+W	<b>AWPOF-43x</b> 13-gang W+W+N+N+N+W	<b>AWPOF-44x</b> 15-gang W+W+N+N+N+W+W
		Fins Removed	<b>Cat. No.</b> <b>AWP00-40x</b> 4-gang N*+*N*+*N*+*N	<b>AWP00-41x</b> 6-gang W+N*+*N*+*N*+*N	<b>AWP00-42x</b> 8-gang W+N*+*N*+*N*+*N+W	<b>AWP00-43x</b> 10-gang W*+*W+N*+*N*+*N*+*N+W	<b>AWP00-44x</b> 12-gang W*+*W+N*+*N*+*N*+*N+W*+*W
	5	Fins Left On	<b>Cat. No.</b> <b>AWPOF-50x</b> 7-gang~ N+N+N+N+N	<b>AWPOF-51x</b> 9-gang~ W+N+N+N+N+N	<b>AWPOF-52x</b> 11~ or 12-gang W+N+N+N+N+N+W	<b>AWPOF-53x</b> 14-gang W+W+N+N+N+N+N+W	<b>AWPOF-54x</b> 17-gang W+W+N+N+N+N+N+W+W
		Fins Removed	<b>Cat. No.</b> <b>AWP00-50x</b> 5-gang N*+*N*+*N*+*N*+*N	<b>AWP00-51x</b> 7-gang W+N*+*N*+*N*+*N*+*N	<b>AWP00-52x</b> 9-gang W+N*+*N*+*N*+*N*+*N+W	<b>AWP00-53x</b> 11-gang W*+*W+N*+*N*+*N*+*N*+*N+W	<b>AWP00-54x</b> 13-gang W*+*W+N*+*N*+*N*+*N*+*N*+*N+W*+*W
6	Fins Left On	<b>Cat. No.</b> <b>AWPOF-60x</b> 7+1-gang~ N+N+N+N+N N+N	<b>AWPOF-61x</b> 9+1~ or 11-gang W+N+N+N+N N+N+N	<b>AWPOF-62x</b> 11+1~ or 13-gang W+N+N+N+N+N N+N+W	<b>AWPOF-63x</b> 16-gang W+W+N+N+N+N N+N+N+W	<b>AWPOF-63x</b> 18-gang W+W+N+N+N+N+N N+N+W+W	
	Fins Removed	<b>Cat. No.</b> <b>AWP00-60x</b> 6-gang N*+*N*+*N*+*N*+*N*+*N	<b>AWP00-61x</b> 8-gang W+N*+*N*+*N*+*N*+*N	<b>AWP00-62x</b> 10-gang W+N*+*N*+*N*+*N*+*N+W	<b>AWP00-63x</b> 12-gang W*+*W+N*+*N*+*N*+*N*+*N+W	<b>AWP00-64x</b> 14-gang W*+*W+N*+*N*+*N*+*N*+*N*+*N+W*+*W	

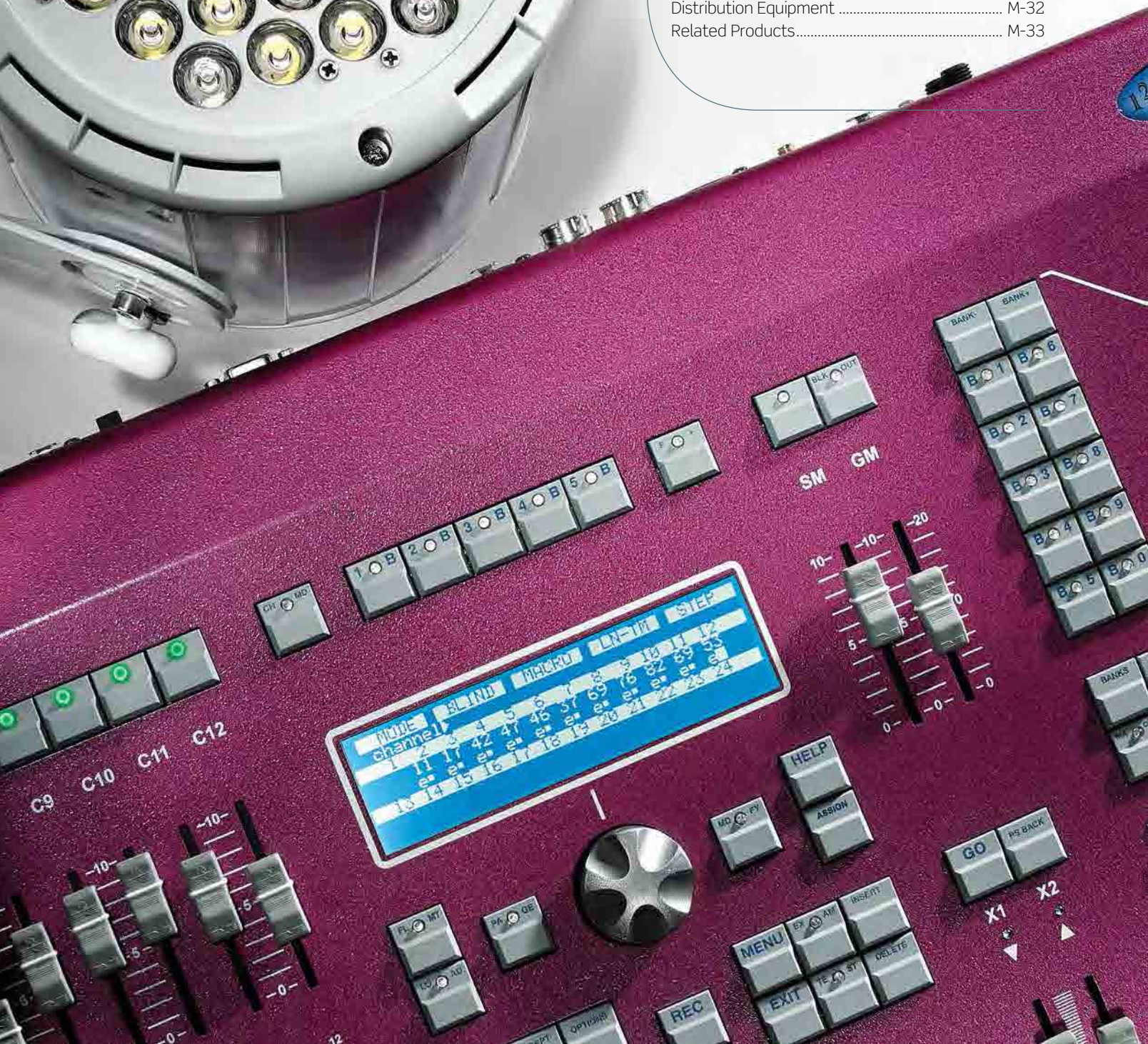
Visit [www.leviton.com/renoir2](http://www.leviton.com/renoir2) for more information



# Entertainment Lighting

# M

Lighting Consoles .....	M-3
Wireless DMX .....	M-10
Systems Management .....	M-11
Dimming .....	M-14
Satellite Dimmer Packs .....	M-14
Rack Mount Dimmers .....	M-17
High Density Dimming .....	M-20
Power Extenders .....	M-25
Fixtures .....	M-26
Distribution Equipment .....	M-32
Related Products.....	M-33



## Entertainment Lighting

Leviton brings innovative design and simplicity to the world of lighting control solutions with system design, product selection and service. The result: great aesthetics, flexibility and superior lighting design. Only Leviton integrates all your lighting needs into one cohesive system for lighting control that does exactly what you want it to do.

### Products for Every Lighting Control Application

Whether your venue is a place to educate, entertain, worship, broadcast or hold conventions, Leviton has proven lighting solutions. Our team of experienced in-house specialists support rapid product development, offering our customers a top-quality selection of easy-to-install lighting controls.

### World-Class Quality Standards

Backed by a longstanding tradition in quality and ISO 9001 certification, Leviton applies the highest quality standards to the development and manufacture of all our lighting products. Our in-house labs test all products to ensure they meet or exceed the most rigorous industry standards to deliver reliability and performance.

### We Get It Right

Whether you have a technical question or complex shipping instructions, our people will get it right the first time.

### P8724-GST, LEO LED Fresnel and PPICS-V12



M

Entertainment Lighting

## Lighting Consoles

### 3000 Series Consoles

The 3000 series of consoles is the ideal, cost-effective choice in lighting control product when a basic feature set is required. Designed to be easy to operate, the most often used features are documented on the bottom of the console with connector pin outs permanently screened next to the connector. When basic economical control is required, the 3000 series is the perfect choice.

#### Features and Benefits

- DMX512 output
- 4 or 8 dimming control channels
- 4 or 8 recordable scene memory
- Chaser functions:
  - (2) selectable chases
  - Speed control
  - Direction control
  - Audio input
- Bump buttons for each channel or scene
- Master output fader

#### 3000 Series Consoles

Item	Description	Cat. No.
3004	4 Control Channels, 4 Scenes	N3004-00D
3008	8 Control Channels, 8 Scenes	N3008-00D



N3008

### MC 7000 Series Consoles

The MC 7000 Series of lighting consoles are simple and flexible with three operating modes. The MC 7000 Series is particularly well-suited to small theaters, stage performances and rental inventories. These products are so easy to program and operate; the instructions are printed right on the consoles.

#### Features and Benefits

- Individual control channels
- 2-scene or 1-scene (wide mode)
- User programmable memory scenes
- User programmable chase functions
- Chase rate control (tap button)
- Grand master
- Blackout function
- Control protocols: NSI Micro-Plex and DMX512

#### MC 7000 Series Consoles

Item	Description	Cat. No.
MC 7008	8 Individual Control Channels, 8 Memory Scenes	N7008-D00
MC 7016	16 Individual Control Channels, 16 Memory Scenes	N7016-D00
MC 7024	24 Individual Control Channels, 24 Memory Scenes	N7024-D00



N7016

### SPOTLIGHT

#### NAFTA Compliant, Made in the USA

Leviton is the smart choice for GFCIs, Lighting Controls, Occupancy/Vacancy Sensors, Relay Control Panels, Submeters and Entertainment Lighting products that meet NAFTA (North American Free Trade Agreement) or ARRA (American Recovery and Reinvestment Act) requirements. For an up-to-date, comprehensive listing of Leviton's NAFTA or ARRA compliant products go to [www.leviton.com/usa](http://www.leviton.com/usa)



## LIGHTING CONSOLES | MC 7500 Series | 1000 Series

### MC 7500 Series Consoles

Catering to the advanced lighting designer, the 7500 Series features operational modes such as cue stacking, level sensitive chasing and memory scene capability. The encoder wheel and LCD readout make onboard editing quick and easy.

#### Features and Benefits

- 2-scene or 1-scene preset or (wide mode)
- Dual split dipless manual crossfaders
- Soft patching
- Auto faders
- Live or blind mode
- Audio sync to chase effects mode
- Cue stacking
- Control protocols: NSI Micro-Plex and DMX512
- MIDI In/Out/Through
- 512 memory scenes
- 16/24/32 chase effects

#### MC 7500 Series Consoles

Item	Description	Cat. No.
MC 7516	16/32 Individual Control Channels, 256 Memory Scenes w/37-pin 0-10VDC Output	<a href="#">N7516-000</a> <a href="#">N7516-0A1</a>
MC 7524	24/48 Individual Control Channels, 384 Memory Scenes w/37-pin 0-10VDC Output w/(2) 37-pin 0-10VDC Output	<a href="#">N7524-000</a> <a href="#">N7524-0A1</a> <a href="#">N7524-0A2</a>
MC 7532	32/64 Individual Control Channels, 512 Memory Scenes w/37-pin 0-10VDC Output w/(2) 37-pin 0-10VDC Output	<a href="#">N7532-000</a> <a href="#">N7532-0A1</a> <a href="#">N7532-0A2</a>



N7524

### 1000 Series Console

In its simplest application, the 1000 Series Console can be used for recall of recorded scenes. Channel levels are set via the sub-masters in channel mode or direct via the keypad. Additionally, scenes can record the channel levels per the incoming DMX control signal. In a more complex application, the 1000 series console can be used as both a scene controller and a backup console, offering immediate recall of a stored scene upon loss of DMX input control signal.

#### Features and Benefits

- (6) sub-masters & (1) master fader
- (40) scene memory
- Scene memories can be assigned to sub-masters
- Access to all (512) DMX control channels from keypad
- Backup console mode — scene fade and activation upon sudden loss of incoming DMX signal
- Simple to use and easy to carry
- Silver finish
- Operates from included rechargeable battery or from included power supply
- Supports DMX Snapshot
- 19" EIA rack mount option
- LCD power save mode

#### 1000 Series Consoles

Item	Description	Cat. No.
1000	Lighting Console and Scene Controller	<a href="#">N1000-006</a>
Rack Mount Ears	19" EIA Rack Mount Ears for 1000 Series	<a href="#">N1RKT-006</a>



N1000



## Piccolo Consoles

These consoles function easily as a standard manual/memory board with traditional channel capacities and simple user interface components. Plus, Piccolo consoles offer real cue-list support, full cue based attributes, additional effect combination, basic automated device support, and the ability to add a monitor.

### Features and Benefits

- 12/48 console — 2 rows of 12 faders support 48 maximum channels
- Three operating modes — single scene, two scene, sub-master “theater” mode. Clear indication of operating mode and masters — multi-purpose
- Cues — 10,000 x (8) attributes allows complex cue timings and relationships
- 99 cues, group, or channel effects, 6 attributes, can be played back from masters for a wide variety of effects and effect options
- All programming and configuration can be performed from on-board 240 x 64 display. Monitor not required
- Optional monitor lets you view more show information at once
- Full keypad for rapid data entry support
- Track functions with alpha-numeric labeled cues, masters, groups, effects, etc.
- Off-line editor for pre-programming and configuration
- Wireless remote
- 32 attribute channels for automated devices. Full access to all channels via faders
- Ethernet supported for future proofing and easy DMX distribution
- Capture support — both off- and on-line visualization
- 10 sub-master pages
- 32 attributes
- 512 DMX channels
- 10,000 (0.0-999.9) cues
- 99 effects
- Number of max shows determined by USB storage
- 1 DMX output
- 1 DMX input

### Piccolo Series Consoles

Item	Description	Cat. No.
12/48*	48 Channels, 12 Subs, 24 Handles w/Video Option*	PPIC0-012 PPIC0-V12
24/96*	96 Channels, 24 Subs, 48 Handles w/Video Option*	PPIC0-024 PPIC0-V24
36/144*	144 Channels, 36 Subs, 72 Handles w/Video Option*	PPIC0-036 PPIC0-V36
48/192*	192 Channels, 48 Subs, 96 Handles w/Video Option*	PPIC0-048 PPIC0-V48
Accessories		
	Video option for installation	PPIC0-VID
	Work light	CTP-7-5052
	19" LCD flat screen monitor	TAMON-F19
	Dust cover for 19" LCD monitor	TAMDC-F19
	Remote Control Unit	P87WR-ODH
	Remote Control RFU Base Station	P87WR-ODB

\*Power supply included



PPIC0



### Related Products

Combine Entertainment Lighting with Architectural Lighting Controls for smart lighting control solutions (see pages L-28 to L-56 in the Lighting & Fan Speed Controls section).

## LIGHTING CONSOLES | Piccolo Scan

### Piccolo Scan Consoles

The Piccolo Scan builds on where the Piccolo left off by adding effects-based moving lights, 256 automated device channels, a trackball and wireless DMX integration.

#### Features and Benefits

- Three operating modes — single scene, two scene, submaster “theater” mode. Clear indication of operating modes
- 48 dimmer channels for automated devices
- Full access to all channels via faders — match and take control with audible or visual indication of match
- 304 real output channels with proportional soft patch to all 512 DMX channels (V12)
- 352 real output channels (V24)
- 256 parameters and up to 128 fixtures
- Cues — 10,000 x (8) attributes allows complex cue timings and relationships
- External monitor and VGA required
- Shapes — automatic shape creation adjustment for amplitude, velocity, offset
- Pallet library — position, color, beam, gobo, dimmer, extra
- Capture support — both off and on-line visualization
- Wireless DMX compatible
- 999 submaster pages
- 256 attribute channels
- 512 DMX channels
- 10,000 (0.0-999.9) cues
- 999 effects
- Unlimited max shows
- 1 DMX output
- 1 DMX input

#### Piccolo Scan Consoles

Item	Description	Cat. No.
12/48	48 Channels, 12 Subs, 24 Handles	PPICS-V12
	96 Channels, 24 Subs, 48 Handles	PPICS-V24
<b>Accessories</b>		
	Work Light	CTP-7-5052
	2 Port NPC with 2-5Pin Female XLRs. Powered over Ethernet (PoE) or External +12-24VDC Supply	NPC2D-OFF
	19" LCD Monitor	TAMON-F19
	Dust Cover for 19" LCD Monitor	TAMDC-F19
	Remote Control Unit	P87WR-ODH
	Remote Control RFU Base Station	P87WR-ODB
	Capture LT Software for use with Piccolo Lighting Consoles	PPICO-CSW
	Wireless CRMX Single Universe DMX Transmitter, Supports 1 Full DMX Universe of up to 512 Channels Maximum, Includes Antenna	WCRMX-C1T



PPICS



#### Related Products

Combine Entertainment Lighting with Architectural Lighting Controls for smart lighting control solutions (see pages L-28 to L-56 in the Lighting & Fan Speed Controls section).

## Innovator Series Consoles

Precise lighting control can be the difference between a good show and a spectacular event. The Innovator series of lighting consoles gives you the powerful unification of advanced theatrical functions with sophisticated, intelligent control for capabilities never before available at such an economical price. Just as the graphical user interface revolutionized computers, so the Innovator series revolutionizes the lighting industry. Easy-to-use display and control features seamlessly link intelligent and standard light fixtures to help you create any look you desire.

### Features and Benefits

- Dual independent auto crossfaders address discrete cue lists
- Up to 128 simultaneous crossfades may be executed
- 256x64 pixel liquid crystal display with CFL back light provides intelligent device attribute values
- Supports up to 256 automated devices (512 channels total of intelligent light attributes)
- Ethernet based Colornet® standard on all consoles provides DMX512 distribution, remote video and networked hand held remote (Innovator only)
- Up to 2,000 macros
- 24 submasters with up to 8 pages
- 7 Encoder wheels for Individual trait control of motorized devices for pan, tilt and level control
- Trackball
- Stage, preview, device, cue sheet, track sheet, playback, patch and setup display screens
- Cue numbering from .1 to 999.9 via numeric keypad
- Link to cue or macro
- Selective cue recording
- Multi-part cues
- Split up/down fade times
- Overlapping inhibitive or pile-on functions
- Programmable up/dwell/down times
- Master fader
- Blackout button
- Hold/back buttons
- Optional 2nd video card
- 384 Stage lighting channels

### Innovator Series Consoles

Item	Description	Cat. No.
Innovator 24/48	24 Channel Two-Scene Operation, 48 Channel Single Scene	CTP-7-0048
Innovator 48/96	48 Channel Two-Scene Operation, 96 Channel Single Scene	CTP-7-0096
Innovator 72/144	72 Channel Two-Scene Operation, 144 Channel Single Scene	CTP-7-0144
Innovator 600	600 Stage Lighting Channels, 512 Intelligent Lighting Channels	CTP-7-0600
<b>Accessories</b>		
	Factory Installed 2nd Video Port Option	A7003-000
	Hand Held Remote for Innovator	CTP-7-2021
	Littlite 18" Gooseneck High Intensity Work light with 3-pin XLR Connector	CTP-7-5052
	Innovator 24/48 Dust Cover	CTP-7-5061
	Innovator 24/48 Trouping Case	CTP-7-5066
	Innovator 48/96 Dust Cover	CTP-7-5062
	Innovator 48/96 Trouping Case	CTP-7-5067
	Innovator 72/144 Dust Cover	CTP-7-5063
	Innovator 72/144 Trouping Case	CTP-7-5068
	Innovator 600 Dust Cover	CTP-7-5064
	Innovator 600 Trouping Case	CTP-7-5069
	LCD Flat Screen Monitor, 19"	TAMON-F19
	Dust Cover for 19" LCD Monitor	TAMDC-F19



CPT-7-0096

## LIGHTING CONSOLES | 8700 Series

### 8700 Series Consoles

The 8700 Series lighting control consoles are everything the sophisticated lighting professional needs with enhanced features that make creating your design, programming your show, and executing your masterpiece easy and rewarding. The console delivers all the power you need by offering features like a slide out keyboard, touch screen and outputs for all your possible connections. Rugged and available in multiple models and capacities, the 8700 Series are the consoles for your leading edge creation.

#### Features and Benefits

- 24 or 48 sub-master — depending on model. Submasters can activate a scene, cue list, effect, effect rate, attribute or channel
- Conventional lighting — full support for conventional lighting and traditional cue list control
- Automated devices — position control via trackball, attribute control via touch-screen (GX series) or encoders (all models)
- Cues — support for up to 20,000 cues, each with up to nine parts. Jumps, loops, follows, split fade times and more
- Visualization and design — visualization and design assistance provided with the included Capture software package (PC required)
- Full tracking backup — full tracking backup capability both to secondary console or connected PC
- Effects generation — effects for rapid creation of chases, patterns, shapes and operating modes offering easy live modification
- Capacities — 20,000 cues, 2000 groups, 2000 macros, 2000 effects, 2000 pages, 99 libraries
- Response curves — custom curves for most channel parameters
- Off- and on-line editing — from the comfort of your PC
- Touring models — built-in monitor and attaché style case

#### 8700 Series Consoles

Item	Cat. No.	Sub-Masters	Channels	DMX Outputs	VGA Outputs
GX Series with Integral Touch Screen and Keyboard	P8724-GX	24	2048	4	4
	P8748-GX	48	2048	4	4
24 Sub-Master w/Touring Case	P8724-GXT	24	2048	4	4
GS Series with Integral Keyboard	P8724-GST	24	1024	2	2
24 Sub-Master w/Touring Case					
GL Series	P8724-GLT	24	512	1	1
24 Sub-Master w/Touring Case					



P8724-GX



P8724-GLT



Touring Case

## Enlighten Software System

Enlighten DMX lighting control software provides power and flexibility with an easy-to-use system that allows users to create unlimited buttons as looks or sequences. Program Enlighten to a PC or pair Enlighten with a control wing for unparalleled stage control.

### Features and Benefits

- Multiple views to arrange fixtures graphically in different rooms or areas
- Direct fader control with virtual wheel controls
- Color coded button groups, allowing for multiple fixture types on a single page
- Move any button to any position on-screen
- Keyboard shortcuts
- Password protection
- Touch screen compatible
- Expandable up to 24 universes (CPU and USB dependent)
- Assign scene names to buttons for direct scene access
- 3D visualization
- GOBO visualization

### Enlighten

Item	Description	Cat. No.
Enlighten 512 Channel Splitter	1U rack mountable and wall mountable. Expandable up to 24 universes (CPU & USB interface dependent). Front and rear DMX input 3-pin and 5-pin XLR connectors, 4 DMX output 3-pin and 5-pin XLR connectors. Download software at <a href="http://www.leviton.com">www.leviton.com</a>	ENHAI-000
Enlighten 512 Channel Interface	512 DMX channels, expandable up to 24 universes (CPU & USB interface dependent), full support for automated lighting, advance shape generator for effects generation, time-based scheduler, MIDI, AVI, MPEG, WAV event sequencing and programming. Includes Enlighten Opto isolated USB to DMX interface box. Download software at <a href="http://www.leviton.com">www.leviton.com</a>	ENHBI-000
Enlighten Control Wing	2 universes, 1024 channels, features 8 sliders, 1 grand master, 1 manual cross fader, 11 jog wheels, 8 bump buttons and 32 assignable buttons. Includes 2 universe, 1024 channels USB to DMX interface, requires USB connection to PC software over USB. Download software at <a href="http://www.leviton.com">www.leviton.com</a>	ENHBW-000



ENHBI-000



ENHAI-000

### Wireless Indoor and Outdoor DMX

The Cognitive Radio Multiplexer (CRMX) Indoor and Outdoor Wireless DMX by Leviton is the first automated and adaptive wireless technology specifically developed for the lighting industry. CRMX wireless transmissions never disturb, or are disturbed by, other wireless equipment. This fully automated feature offers unrivaled convenience and peace of mind during operation. The wireless DMX products offer this innovation in rugged enclosures designed to meet the particular requirements of the entertainment and architainment markets.

#### Features and Benefits

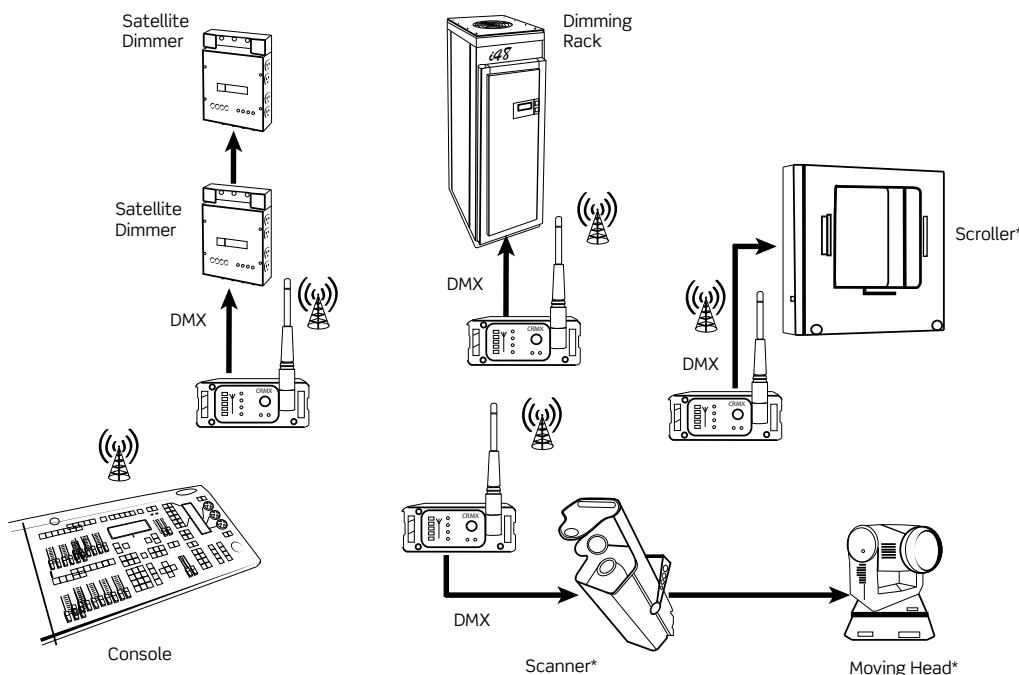
- Automated cognitive coexistence — CRMX wireless transmissions never disturb, or are disturbed by, other wireless equipment
- Synchronization, error correction and low latency (below 5ms, best in industry)
- Fidelity — DMX frame output is identical to frame input
- DALI support — first system to offer DALI support and integrated DMX to DALI protocol conversion (WCRMX-01R only)
- Security — 128 bit encryption ensures no hacker intrusion
- Ease of mounting — indoor models offer multiple mounting options to facilitate easy rigging or rack mounting
- IP65 classification — outdoor models are rated for use in humid environments
- Upgradable — software and firmware easily upgradable
- FCC & ETSI certifications, CE approved
- Supports 1 full DMX universe or up to 512 channels

#### Wireless Indoor and Outdoor DMX

Description	Cat. No.
Wireless CRMX Single Universe DMX Indoor Transmitter	WCRMX-I1T
Wireless CRMX Single Universe DMX Indoor Receiver	WCRMX-I1R
Wireless CRMX Single Universe DMX Slim Outdoor Transmitter	WCRMX-O1T
Wireless CRMX Single Universe DMX Outdoor Receiver	WCRMX-O1R
Wireless CRMX Single Universe DMX Transmitter for installation into Piccolo & Piccolo Scan consoles	WCRMX-C1T



WCRMX-I1R



## Systems Management

### DMX Optically Isolated Splitter/Repeater

The DMXSM-H18 splits a single DMX 512 channel DMX input into eight completely isolated 512 channel DMX outputs. The device is perfect for segregating automated devices from conventional lighting or when an alternative to the traditional daisy-chained signal routing is desired.

#### Features and Benefits

- 1 input
- 8 outputs
- 100% optically isolated outputs
- Outputs rated to withstand max +48Vdc
- DMX-512A compliant
- Built-in power switch
- 2-part terminals at rear, series wired, for permanent install

#### DMX Optically Isolated Splitter/Repeater

Description	Cat. No.
Optically Isolated Splitter/Repeater (1 In, 8 Out)	DMXSM-H18



DMXSM-H18

### DMX Input Merger

A DMX merger is used when multiple control inputs must communicate to the same device. A DMX merger helps to completely rid a system of complex, error-prone, multi-location DMX input wiring schemes. This merger combines all eight inputs, using a highest level takes precedence (HTP) philosophy, into a single 512 channel DMX output. All inputs are optically isolated from each other to ensure the protection of sensitive equipment. For further extension of the DMX signal, the merger can be combined with Leviton's DMXSM-H18 DMX splitter for an 8 input/8 output DMX powerhouse.

#### Features and Benefits

- 8 inputs
- 1 output
- Inputs merge in highest level takes precedence (HTP) mode
- 100% optically isolated inputs
- Inputs rated to withstand max +48Vdc
- DMX-512A compliant
- Built-in power switch
- 2-part terminals at rear, series wired, for permanent install

#### DMX Input Merger

Description	Cat. No.
(8) Input Merger (8 In, 1 Out)	DMXSM-H81



DMXSM-H81

### SPOTLIGHT

#### NAFTA Compliant, Made in the USA

Leviton is the smart choice for GFCIs, Lighting Controls, Occupancy/Vacancy Sensors, Relay Control Panels, Submeters and Entertainment Lighting products that meet NAFTA (North American Free Trade Agreement) or ARRA (American Recovery and Reinvestment Act) requirements. For an up-to-date, comprehensive listing of Leviton's NAFTA or ARRA compliant products go to [www.leviton.com/usa](http://www.leviton.com/usa)



### Network Protocol Converter (NPC)

Leviton's Network Protocol Converter (NPC) products provide exceptional convenience and flexibility as an interface between devices on differing networks. In all cases, 10/100BaseT Ethernet speaking the Colornet 3 protocol is standard. In addition, each model has its own unique I/O, making it a valuable part of the product line. NPC is required for interface to dimmers without Luma-Net® 3 ports.

#### Features and Benefits

- Simple universe-based DMX patching
- DMX channel patching (channel by channel)

#### NPC XP

##### Features

- Dual remote video display (console and dimmers)
- 19" EIA rack mount or desktop units
- (3) DMX inputs, (3) DMX outputs
- (2) Luma-Net® ports
- (16) analog inputs (0-10 VDC & contact closure)

##### Description

##### Cat. No.

NPC XP	NPOXP-00R
NPC XP Memory Card (for NPC XP only)	NPOXP-M16



NPOXP-00R



NPDLR-000

#### NPC DLR

##### Features

- Desktop, surface mount or 4-gang backbox (internal receptacles) mounting
- (1) DMX input, (1) DMX output
- (1) Luma-Net® port

##### Description

##### Cat. No.

NPC DLR	NPDLR-000
---------	-----------



NPC 2D

#### NPC 2D

##### Features

- Basic configuration from 8700 series console
- 2-gang backbox with internal Ethernet, external DMX
- Portable unit with C-Clamp for mounting
- (2) DMX inputs, (2) DMX outputs, or one of each
- Power over Ethernet supply
- Protocols supported:
  - ACN
  - SandNet
  - Pathport
  - 8700/HydraNet
  - ColorNet II
  - ArtNet

##### Description

##### Cat. No.

2-Port NPC with (2) 5-Pin Female XLRs	NPC2D-OFF
2-Port NPC with (1) 5-Pin Male and 1-5Pin Female XLR	NPC2D-0MF
2 -Port NPC with (2) 5-Pin Male XLRs	NPC2D-0MM

M

Entertainment Lighting



**I/F 501**

The I/F 501 is a very flexible protocol interface device with a host of different in/out combinations of the following protocols: DMX512, CMX, AMX, MPX, Micro-Plex, Luma-Net®, MIDI, RS232 and 0-10V analog.

**Features and Benefits**

- A precision 20-cue sequence with fade and wait times from 0.1 seconds to 50 minutes may be programmed into the non-volatile memory via the RS-232 port and triggered remotely
- DMX / AMX / CMX / MPX conversion
- 8 pre-programmed auto sequence chases for stand-alone operation
- Interface between a computer and the Luma-Net® network for programming Luma-Net® stations
- Trigger Luma-Net® presets with external contact closures

**I/F 501**

Description	Cat. No.
I/F 501, DMX512, Luma-Net® 1	N0501-000
I/F 501, CMX to DMX	N0501-001
I/F 501, MPX/DMX to CMX	N0501-002
I/F 501, AMX to DMX	N0501-003
I/F 501, AMX Output	N0501-004



N0501

**DMX Cable**

Description	Cat. No.
3-Pin, 3ft	DMX3P-003
3-Pin, 10ft	DMX3P-010
3-Pin, 25ft	DMX3P-025
3-Pin, 50ft	DMX3P-050
3-Pin, 100ft	DMX3P-100
5-Pin, 3ft	DMX5P-003
5-Pin, 10ft	DMX5P-010
5-Pin, 25ft	DMX5P-025
5-Pin, 50ft	DMX5P-050
5-Pin, 100ft	DMX5P-100
DMX/CMX Control Cable, Custom (Quote Required)	DMX5P-CUS



DMX3P (DMX5P similar)



0A5xx/A3Fxx/A3Mxx

**DMX Adapters**

Description	Cat. No.
5-Pin Female to 5-Pin Female XLR	0A5FF-000
5-Pin Female to 5-Pin Male XLR	0A5FM-000
5-Pin Male to 5-Pin Male XLR	0A5MM-000
3-Pin Female to 5-Pin Female XLR	A3F5F-000
3-Pin Female to 5-Pin Male XLR	A3F5M-000
3-Pin Male to 5-Pin Female XLR	A3M5F-000
3-Pin Male to 5-Pin Male XLR	A3M5M-000

## DIMMING | Satellite Dimmer Packs

# Dimming Satellite Dimmer Packs

### Comparison Chart

Unit	Number Dimmers	Max Load per Dimmer	Max Load per Pack	Feeder Plug	Non-Dim Mode	Rise Time (µs)	Standard Control	Optional Control
D4DMX	4	1200W	2400W	5-15P	Yes	—	DMX/MPX	—
ND4600	4	600W	2400W	5-15P	No	160	NSI MPX	—
DDS5600	4	600W	2400W	5-15P	Yes	160	NSI MPX	DMX
DDS6000	4	1200W	2400W	2* 5-15 or 20P	Yes	400	NSI MPX	DMX
DDS6000+	4	1200W	4800W	2* 5-15 or 20P	Yes	400	NSI MPX	DMX

### D4DMX

Leviton combines cutting edge technology and performance along with both DMX and Microplex control in the 4-channel programmable D4DMX dimmer pack. It boasts the latest convenience features: resettable circuit breakers in lieu of fuses and one-button setup of digital DMX addressing via a user-friendly LED panel, eliminating dip-switch settings. Its sturdy metal chassis makes this rugged pack ideal for both stationary and portable applications. In addition to multi-channel DMX and Microplex dimming control, these units can also provide a stand-alone chaser function with 16 pre-programmed patterns.

#### Features and Benefits

- Microplex and DMX512 protocols
- Available with DMX on 3-pin or 5-pin, 1111/out XLR receptacles
- Data “in” and “out” provided for circuit breakers not fuses
- Resettable circuit breakers (no fuses to change)
- Simple pushbutton DMX addressing makes setup a snap
- Bright LED display for easy, menu-driven programming
- Adjustable max channels
- Clear operation instructions printed on back of unit for ease of use
- 16 pre-programmed chase patterns with chase speed and chase output level controls
- Input: 120V, 60Hz (15A Edison plug)
- Output: 120V, 60Hz, 1200W per channel, 2400W maximum
- Built-in mounting bracket

#### D4DMX

Description	Cat. No.
D4DMX with 5-Pin DMX, 120V	D4DMX-MD5
D4DMX with 3-Pin DMX, 120V	D4DMX-MD3



D4DMX

### SPOTLIGHT

NAFTA Compliant, Made in the USA

Leviton is the smart choice for GFCIs, Lighting Controls, Occupancy/Vacancy Sensors, Relay Control Panels, Submeters and Entertainment Lighting products that meet NAFTA (North American Free Trade Agreement) or ARRA (American Recovery and Reinvestment Act) requirements. For an up-to-date, comprehensive listing of Leviton's NAFTA or ARRA compliant products go to [www.leviton.com/usa](http://www.leviton.com/usa)



**DDS 5600, 6000 AND 6000+**

DDS digital dimming systems combine portability with high caliber rugged performance for a variety of applications. The DDS series provides Leviton Microplex system connect technology along with 0-10VDC analog control capability, with DMX512 always an available option. The DDS products may be assigned by channel to act as dimmers or as a relay switch for on/off operation of lights or motorized devices. The DDS series of digital dimming systems are offered in a variety of capacity and power configurations to meet every individual need.

**Features and Benefits**


- 4 individual dimmer/relay channels
- Dual SCR circuit design
- 512 channel address capable
- External fusing for each individual channel
- User select for dimmer/relay operation
- User select for soft start operation to increase lamp life
- Internal jumpers activate 8 auto sequence control programs
- Power on LED indicator
- Control status indicator LED
- Individual channel function LEDs
- NSI 128 channel Micro-Plex (3-pin XLR)
- Optional DMX512 digital control (5-pin XLR)
- Available with either 15 or 20 amp power supply cords

**DDS 5600**
**Features**

600 Watts per Channel, 2400 Watts Maximum Power, 160 Micro-Second Rise Time, Integral Hanging Bracket

Description	Cat. No.
DDS 5600, 15A Power Supply Cord, 120V	N5600-000
DDS 5600, DMX Installed, 15A Power Supply Cord, 120V	N5600-D00
DDS 5600, 20A Power Supply Cord, 120V	N5600-020
DDS 5600, DMX Installed, 20A Power Supply Cord, 120V	N5600-D20
DDS 5600, 15A Power Supply Cord, 240V	N5600-009
DDS 5600, DMX Installed, 15A Power Supply Cord, 240V	N5600-D09

Continued on next page



N5600

## DIMMING | Satellite Dimmer Packs

Continued from previous page

### Satellite Dimmer Packs

#### DDS 6000 and DDS 6000+



#### Features

**DDS 6000:** 1200 Watts per Channel, 2400 Watts Maximum Power, 400 Micro-Second Rise Time

**DDS 6000+:** 1200 Watts per Channel, 4800 Watts Maximum Power, 2 Power Supply Cords, 400 Micro-Second Rise Time, Optional Screw Terminal Outputs

Description	Cat. No.
DDS 6000, 15A Power Supply Cord, 120V	N6000-000
DDS 6000, DMX Installed, 15A Power Supply Cord, 120V	N6000-D00
DDS 6000, 20A Power Supply Cord, 120V	N6000-020
DDS 6000, DMX Installed, 20A Power Supply Cord, 120V	N6000-D20
DDS 6000, 15A Power Supply Cord, 120V	N6000-009
DDS 6000, DMX Installed, 15A Power Supply Cord, 240V	N6000-D09
DDS 6000+, Dual 15A Power Supply Cords, 120V	N600P-000
DDS 6000+, DMX Installed, Dual 15A Power Supply Cords, 120V	N600P-D00
DDS 6000+, Dual 20A Power Supply Cords, 120V	N600P-020
DDS 6000+, Knockout, 120V	N600P-02K
DDS 6000+, DMX Installed, Dual 20A Power Supply Cords, 120V	N600P-D20
DDS 6000+, DMX Installed, Knockout, 120V	N600P-D2K
DDS 6000+, Dual 15A Power Supply Cords, 240V	N600P-009
DDS 6000+, Knockout, 240V	N600P-0K9
DDS 6000+, DMX Installed, 240V	N600P-D09
DDS 6000+, DMX Installed, Knockout, 240V	N600P-DK9



N6000 (others similar)

M

Entertainment Lighting



#### Related Products

Combine Entertainment Lighting with Architectural Lighting Controls for smart lighting control solutions (see pages L-28 to L-56 in the Lighting & Fan Speed Controls section).

## Rack Mount Dimmers

### NRD 8000

#### Features and Benefits

- 8 channel programmable satellite dimmer system
- 120/240 volt single-phase power operation
- Dual SCR circuit design
- Individual channel circuit breaker protection
- NSI Micro-Plex input and through jacks
- Automatic lamp test function
- Status indicator LEDs
- Toroidal filtering reduces audio interference and extends lamp life
- 19" rack mountable chassis

Unit	Number Dimmers	Max Load per Dimmer	Max Load per Pack	1-Phase Max Feed	3-Phase Max Feed	Non-Dim Mode	Rise Time (µs)	Standard Control	Optional Control
DS 8/12	8	1200W	9600W	40A	—	Yes	350	DMX, MPX, LN1, 0-10Vdc	—
DS 8/24	8	2400W	19,200W	80A	—	Yes	350	DMX, MPX, LN1, 0-10Vdc	—
DS 12/12	12	1200W	14,400W	60A	40A	Yes	350	DMX, MPX, LN1, 0-10Vdc	—
DS 12/24	12	2400W	28,800W	120A	80A	Yes	350	DMX, MPX, LN1, 0-10Vdc	—
NRD 8000	8	12W	96W	40A	—	No	4W	MPX	—

#### NRD 8000

##### Features

1200 Watts per Channel, 9600 Watts Maximum Power, 400 Micro-Second Rise Time

##### Description

Description	Cat. No.
NRD 8000, (8) Channel, Edison Output, 120V	N8000-0E0
NRD 8000, (8) Channel, Knockout Panel, 120V	N8000-0K0
NRD 8000, (8) Channel, Edison Output, 240V	N8000-0E9
NRD 8000, (8) Channel, Knockout Panel, 240V	N8000-0K9



N8000

#### SPOTLIGHT

#### NAFTA Compliant, Made in the USA

Leviton is the smart choice for GFCIs, Lighting Controls, Occupancy/Vacancy Sensors, Relay Control Panels, Submeters and Entertainment Lighting products that meet NAFTA (North American Free Trade Agreement) or ARRA (American Recovery and Reinvestment Act) requirements. For an up-to-date, comprehensive listing of Leviton's NAFTA or ARRA compliant products go to [www.leviton.com/usa](http://www.leviton.com/usa)



## DIMMING | Rack Mount Dimmers

### DS Modular Dimmers

Leviton's DS digital dimmer systems combine convenient mobility with a rugged design and high caliber performance for a variety of lighting application demands. The DS dimmers include a sixteen character liquid crystal display and front panel keypad for intuitive access to features like presets with time fades, soft patch of DMX and Leviton's Micro-Plex control signals, 0-10VDC analog input control, and module temperature data. LEDs on the front panel also provide status on a host of functions like dimmer control level, active power sources, active DMX512 and NSI Micro-Plex control signals, and temperature conditions. A DMX512 termination switch is provided on the front panel. All of these performance features, combined with the highest power density on the market, makes this dimmer an unbeatable value.

#### Features and Benefits



- Fully modular design
- Dimmer and control modules are easily serviced using removable front panel while dimmer remains in rack
- 8 & 12 channel versions
- 1200 kW & 2400 kW per channel versions
- 16 character X 2 line backlit liquid crystal display
- 20 button function keypad
- Non-volatile EEPROM preset and softpatch storage
- Softpatch capable
- Programmable time fade presets
- Programmable bump buttons
- Front panel accessible DMX512 termination switch
- Magnetic circuit breakers
- Voltage regulation
- DMX512 control Input (5 pin XLR)
- NSI Micro-Plex control input (3 pin XLR)
- NSI Luma-Net® architectural control input
- 0-10VDC analog control inputs
- 120V input power — single phase & three phase available
- 15V RMS preheat range
- Full on test/focus
- Over voltage and over temperature protection
- Valid DMX signal indicator
- Valid NSI Micro-Plex signal indicator
- Line power indicator LEDs
- Temperature status LED
- 350 micro-second rise time

#### DS 8-12

##### Features

(8) 1200 Watt Dimmer Relay Channels, 9,600 Watts Maximum Power Capability, Single Phase Power Operation, 2 pole 40 Amps Input Feed

##### Description

##### Cat. No.

Edison 5-20R Outputs	NDS08-1E0
Knockout Panel	NDS08-1K0
Stage Pin Panel	NDS08-1S0



NDS08

#### DS 12-12

##### Features

(12) 1200 Watt Dimmer Relay Channels, 14,400 Watts Maximum Power Capability, Single Three Phase Power Operation, 2 pole 60 Amps / 3 pole 40 Amps Input Feed

##### Description

##### Cat. No.

Edison 5-20R Outputs	NDS12-1E0
Knockout Panel	NDS12-1K0
Stage Pin Panel	NDS12-1S0



NDS12

### DS 8-24

#### Features

(8) 2400 Watt Dimmer Relay Channels, 19,200 Watts Maximum Power Capability, Single Phase Power Operation, 2 pole 80 Amps Input Feed

#### Description

Edison 5-20R Outputs

#### Cat. No.

[NDS08-2E0](#)

Knockout Panel

[NDS08-2K0](#)

Stage Pin Panel

[NDS08-2S0](#)



NDS08

### DS 12-24

#### Features

(12) 2400 Watt Dimmer Relay Channels, 28,800 Watts Maximum Power Capability, Single Three Phase Power Operation, 2 pole 120 Amps / 3 Pole 80 Amps Input Feed

#### Description

Knockout Panel

#### Cat. No.

[NDS12-2K0](#)

Stage Pin Panel

[NDS12-2S0](#)

Edison 5-20R Outputs

[NDS12-2E0](#)



NDS12



#### Related Products

Combine Entertainment Lighting with Architectural Lighting Controls for smart lighting control solutions (see pages L-28 to L-56 in the Lighting & Fan Speed Controls section).

## DIMMING | High Density Dimming

### High Density Dimming

#### iSeries™

The Leviton iSeries™ line of dimmer products is a cost effective line with a robust mechanical design approach. The series features racks that accommodate from 24 to 96 individual dimmers. The Leviton i48 Quad features double the dimming capacity (48 dimmers) as the i24 in the same basic cabinet.

#### Features and Benefits



- All rack configuration data is stored in rack electronics
- Hot-swappable modules require no programming
- Stores 100 timed backup looks; 12 looks for house or stage
- Optional hand held terminal provides feedback and control at each rack or remotely
- Optional redundant control module provides seamless backup for each rack

#### 24, 96 and 48 Circuit Racks





**iSeries™ Comparison Chart**

	<i>iSeries</i> ™ QUAD	<i>iSeries</i> e™
No. Modules	12	12, 24 or 48
No. Circuits	4 per module, 48 per cabinet	Up to 96
Mounting	Wall mountable	12-module cabinet is wall mountable; others free standing
Load Types	<i>Supported by built-in profiles:</i> <ul style="list-style-type: none"> <li>• Incandescent</li> <li>• Magnetic Low Voltage</li> <li>• 2-Wire Fluorescent - Advance Mark 10® and Lutron Tu-Wire®*</li> <li>• 3-Wire Fluorescent - Hi-Lume® and Eco-10™*</li> <li>• Solid State Low Voltage</li> </ul>	<i>Supported by built-in profiles:</i> <ul style="list-style-type: none"> <li>• Incandescent</li> <li>• Magnetic Low Voltage</li> <li>• 2-Wire Fluorescent - Advance Mark 10 and Lutron Tu-Wire®*</li> <li>• 3-Wire Fluorescent - Hi-Lume® and Eco-10™*</li> <li>• Solid State Low Voltage</li> </ul>
Voltage Rating	US & International	US & International
Voltage	+/- 1 Voltage Regulation	+/- 1 Voltage Regulation
Wattage Ratings	1.8 to 2.4kW (4.0kW International)	1.8 to 10kW
Reporting	<ul style="list-style-type: none"> <li>• Overtemp Warning</li> <li>• Overtemp Shutdown</li> <li>• Phase Voltage Anomaly</li> <li>• Data Signal Anomaly</li> </ul>	<ul style="list-style-type: none"> <li>• Overtemp Warning</li> <li>• Overtemp Shutdown</li> <li>• Phase Voltage Anomaly</li> <li>• Data Signal Anomaly</li> </ul>
Additional Features	<ul style="list-style-type: none"> <li>• Remote Programming and Status Reporting</li> </ul>	<ul style="list-style-type: none"> <li>• Remote Programming and Status Reporting</li> </ul>
Interfaces	<ul style="list-style-type: none"> <li>• DMX</li> <li>• Luma-Net®</li> <li>• Analog</li> </ul>	<ul style="list-style-type: none"> <li>• DMX</li> <li>• Luma-Net®</li> </ul>

\*Mark 10® is a registered trademark of Advance Transformer Company.  
Eco-10™ is a trademark and Tu-Wire® and Hi-Lume® are registered trademarks of Lutron Electronics, Inc.


**Related Products**

Combine Entertainment Lighting with Architectural Lighting Controls for smart lighting control solutions (see pages L-28 to L-56 in the Lighting & Fan Speed Controls section).

## DIMMING | High Density Dimming

### iSeries™ High Density Dimming Racks

#### iSeries e™ 24 Rack\*

Description	Cat. No.
24 Module iSeries e™ Dimmer Rack, Standard Configuration	IER24-130
24 Module iSeries e™ Dimmer Rack, 230V, Dual 2.5kW, Sequential or Phase Balanced	IER24-430
24 Module iSeries e™ 230V i48e Dimmer Configured for Dual 5kw Dimmer Modules	IER24-43B

#### iSeries™ Quad Rack\*

Description	Cat. No.
48 Rack, 120V, Quad 1.8/2.4kW, Sequential/Phase Balanced	IEQ48-130
48 Rack, 230V, Quad 4.0kW, Sequential/Phase Balanced	IEQ48-230

#### iSeries e™ 48 Rack\*

Description	Cat. No.
48 Module iSeries e™ Dimmer Rack, 120V, Standard Configuration	IER48-130
48 Module iSeries e™ Dimmer Rack, 230V, Dual 2.5kW, Sequential/Phase Balanced	IER48-430
48 Module iSeries e™ Dimmer Rack, 230V, Configured for Dual 5kw Dimmer Modules	IER48-43B

#### iSeries e™ 96 Rack\*

Description	Cat. No.
96 Module iSeries e™ Dimmer Rack, 120V, Standard Configuration	IER96-130
96 Module iSeries e™ Dimmer Rack, 230V, Dual 2.5kW, Sequential/Phase Balanced	IER96-430

\*Consult factory for additional configurations.  
Sequential option available



IER48



IER96

M

Entertainment Lighting

**iSeries™ Dimmer Modules**
**Features and Benefits**

- Contain 2 discrete dimmed circuits (i48 Quad has 4 circuits)
- Floating load and line connectors for smooth insertion and removal of module and integrity of all power and control contacts
- Built-in panic function for each dimmer
- Power regulation provides smooth, consistent power output despite fluctuations in power input
- LED on face offers immediate, local feedback at the rack
- Individual module over-temp warning and shutdown feature
- Failure of single module will not affect rack operations
- Ultra-smooth dimming (in 4000 steps)
- Optically isolated control signal to 4000 volts
- Available in U.S. and international voltages

iSeries e™ Dimmer Module		iSeries™ Quad Dimmer Module	
Description	Cat. No.	Description	Cat. No.
2.4kW Single Dimmer Module, 120V	<a href="#">IED18-120</a>	1.8kW, Quad Dimmer Module, 120V	<a href="#">IED43-115</a>
6.0kW Single Dimmer Module, 120V	<a href="#">IED13-150</a>	2.4kW, Quad Dimmer Module, 120V	<a href="#">IED43-120</a>
1.8kW Dual Dimmer Module, 120V	<a href="#">IED23-115</a>	15A Constant Module, 120V	<a href="#">IEC40-115</a>
2.5kW Dual Dimmer Module, 120V	<a href="#">IED23-120</a>	20A Constant Module, 120V	<a href="#">IEC40-120</a>
5.0kW Single Dimmer Module, 230V	<a href="#">IED15-220</a>	4.0kW, Quad Dimmer Module, 230V	<a href="#">IEC43-215</a>
2.5kW Dual Dimmer Module, 230V	<a href="#">IED23-210</a>		
5.0kW Dual Dimmer Module, 230V	<a href="#">IED23-220</a>		



IED1x/IED2x



IED4x/IEC4x

**iSeries™ High Density Dimming Control Modules**
**Features and Benefits**

- Provide seamless backup for each rack plus control signal mapping

iSeries e™/Quad Control Module	
Description	Cat. No.
iSeries e™ Control Module (iCM), 120/230V, 24 channel	<a href="#">IECM0-124</a>
iSeries e™ Control Module (iCM), 120/230V, 24 channel, Configured	<a href="#">IECM0-12C</a>
iSeries I48E/96E Quad Control Module	<a href="#">IECM0-148</a>



IECM0-124

**iSeries™ Handheld Terminals**
**Features and Benefits**

- For remote monitoring and programming of dimmer operating parameters

iSeries e™/Quad Handheld Terminal	
Description	Cat. No.
iSeries e™/Quad Hand Held Terminal (HHT)	<a href="#">TAHHR-01E</a>

\*Consult factory for additional configurations.  
Sequential option available



TAHHR-01E


**Related Products**

Combine Entertainment Lighting with Architectural Lighting Controls for smart lighting control solutions (see pages L-28 to L-56 in the **Lighting & Fan Speed Controls** section).

## DIMMING | High Density Dimming

### 2408 CD

The 2408 CD avoids the limitations of traditional dimming packs, offering a simple solution to both architectural and entertainment lighting needs. The 2408 CD is the height of versatility, providing Microplex, DMX512 and 0-10 Volt analog inputs, as well as Luma-Net® control capability. Its robust, conservative design means this dimmer is built to provide years of dependable service.

#### Features and Benefits

- 8 Individual dimmer/relay channels
- 2,400 Watts per channel, 19,200 Watts maximum
- Dual SCR circuit design
- Toroidal filtering reduces audio interference and extends lamp life
- Microprocessor controlled
- 8 fully magnetic circuit breakers
- 120/240 Volt operation
- 512 channel address capable
- Channel address select switch
- Extruded aluminum passive heat dispersion
- NSI Micro-Plex, DMX512 and 0-10 Volt analog inputs
- Luma-Net® architectural control capable
- Pressure screw terminals for hardwire inputs/outputs
- Compatible with 0-10V and Mark 10 ballasts
- 400 micro-second rise time
- Single phase power
- 2 pole 80 Amps
- 2404 CD 4-channel model also available
- 2408 CR relay model also available
- 0-10V control input
- Mark 10 ballast compatible with special software (contact Tech Support for details)

#### 2408 CD

Description	Cat. No.
2408 CD with (8) Channels	<a href="#">N2408-CD0</a>
2408 CD with (8) Channels	<a href="#">N2408-CD9</a>
2408 CR with (8) Channels	<a href="#">N2408-CR0</a>
2408 CR with (8) Channels	<a href="#">N2408-CR9</a>
2404 CD with (4) Channels	<a href="#">N2404-CD0</a>



N2408-CD0

### SPOTLIGHT

NAFTA Compliant, Made in the USA

Leviton is the smart choice for GFCIs, Lighting Controls, Occupancy/Vacancy Sensors, Relay Control Panels, Submeters and Entertainment Lighting products that meet NAFTA (North American Free Trade Agreement) or ARRA (American Recovery and Reinvestment Act) requirements. For an up-to-date, comprehensive listing of Leviton's NAFTA or ARRA compliant products go to [www.leviton.com/usa](http://www.leviton.com/usa)

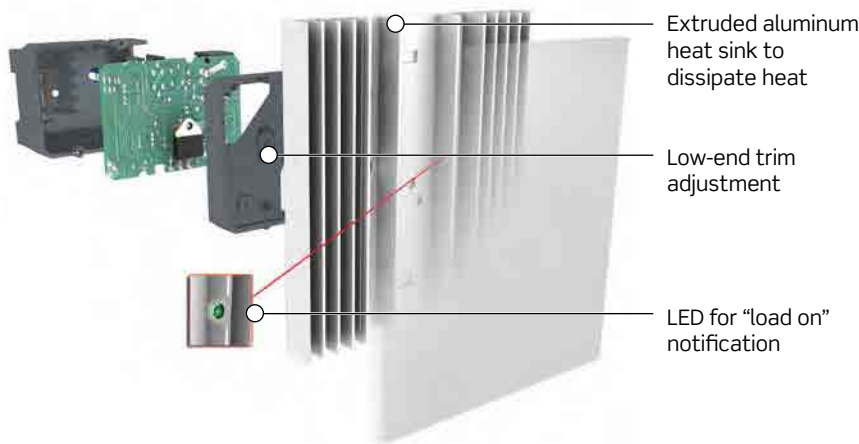


M  
Entertainment Lighting

## Power Extenders

Leviton power extenders allow higher and different types of loads to be controlled by dimmers and architectural dimming systems than would otherwise be possible. A variety of models are available for all types of lighting loads.

### Power Extender (Exploded View)



#### Features and Benefits



- Emulate characteristics of connected dimmers in terms of dimming range and resolution
- Available low-end trim for setting minimum brightness level
- Most models can be surface or flush-mounted
- UL Listed

### Standard Power Extenders

Description	Cat. No.	Rating	Color
Extends dimming zone capacity for incandescent, magnetic low-voltage, halogen, or neon/cold cathode lighting	PE100-10W	Input Voltage: 120V 50/60Hz* Load Rating: 1920W/VA Dimmer Input: 120V 50/60Hz	White
Extends dimming zone capacity for Mark 10® Powerline™, Hi-lume®, Lutron Tu-Wire® or equivalent dimmable fluorescent ballasts	PE200-10W	Input Voltage: 120V 50/60Hz* Load Rating: 1920VA Dimmer Input: 120V 50/60Hz	White
Extends dimming zone capacity for Mark 10® Powerline™, Hi-lume®, Lutron Tu-Wire® or equivalent dimmable fluorescent ballasts	PE200-70W	Input Voltage: 277V 50/60Hz* Load Rating: 3000VA Dimmer Input: 120V 50/60Hz	White
Extends dimming zone capacity for Mark 7™ 0-10V, Lutron 0-10V, OSRAM Sylvania Quicktronic® Helios™ or equivalent ballasts	PE300-D0W	Input Voltage: 120-277V AC 60Hz* Load Rating: 20A-2400VA @ 120V AC, 5500VA @ 277V AC Power Consumption: 6W @ 120V AC, 18W @ 277V AC Output Ballast Control: 0-10VDC Dimmer Input: 120V 60Hz	Metallic Silver
Extends dimming zone capacity for electronic low voltage or incandescent lighting	PE400-10W	Input Voltage: 120V AC 50/60Hz* Load Rating: 1000W/VA Dimmer Input: 120V 60Hz	White
Auxiliary Power Extender, 120VAC, 1920W/VA, Incandescent and Magnetic Low Voltage	PEAUX-12W	Input Voltage: 120-230V AC 50/60Hz* Load Rating: 1920W/VA @ 120V AC, 2300W/VA @ 230V AC Dimmer Input: 120V 50/60Hz	White

\*Load output power is phase independent of control device



PE100/200/400/AUX



PE300-D0W

## FIXTURES | Leo

### Fixtures

Leviton's enhanced optics ellipsoidal spotlight breaks through the barriers and pitfalls commonly associated with new generation ellipsoidal reflector spotlights. LEO offers exceptional performance with a highly engineered optical system resulting in increased efficiency and more light where you need it.

#### LEO

##### Features and Benefits



- 15°, 19°, 26°, 36° & 50° field angles
- Continuous body and barrel on-axis rotation (> 360°)
- Up to 750W lamp
- 115-240V
- Cosine (flat) and peak focus with all recommend lamps and beam angles
- Soft focus
- 30-second lamp replacement
- Field adjustable lenses to change field angle
- Cool grip handles for all common adjustments
- Supports popular HX series of lamps

#### LEO

Description	Cat. No.
LEO, 15° Beam Angle, Bare Leads	LEL15-00B
LEO, 15° Beam Angle, Stage Pin Plug, Black	LEL15-0SB
LEO, 15° Beam Angle, 5-15 Plug, Black	LEL15-0PB
LEO, 15° Beam Angle, 5-20 Plug, Black	LEL15-0TB
LEO, 19° Beam Angle, Bare Leads, Black	LEL19-00B
LEO, 19° Beam Angle, Stage Pin Plug, Black	LEL19-0SB
LEO, 19° Beam Angle, 5-15 Plug, Black	LEL19-0PB
LEO, 19° Beam Angle, 5-20 Plug, Black	LEL19-0TB
LEO, 26° Beam Angle, Bare Leads, Black	LEL26-00B
LEO, 26° Beam Angle, Stage Pin Plug, Black	LEL26-0SB
LEO, 26° Beam Angle, 5-15 Plug, Black	LEL26-0PB
LEO, 26° Beam Angle, 5-20 Plug, Black	LEL26-0TB
LEO, 36° Beam Angle, Bare Leads, Black	LEL36-00B
LEO, 36° Beam Angle, Stage Pin Plug, Black	LEL36-0SB
LEO, 36° Beam Angle, 5-15 Plug, Black	LEL36-0PB
LEO, 36° Beam Angle, 5-20 Plug, Black	LEL36-0TB
LEO, 50° Beam Angle, Bare Leads, Black	LEL50-00B
LEO, 50° Beam Angle, Stage Pin Plug, Black	LEL50-0SB
LEO, 50° Beam Angle, 5-15 Plug, Black	LEL50-0PB
LEO, 50° Beam Angle, 5-20 Plug, Black	LEL50-0TB



#### SPOTLIGHT

NAFTA Compliant, Made in the USA

Leviton is the smart choice for GFCIs, Lighting Controls, Occupancy/Vacancy Sensors, Relay Control Panels, Submeters and Entertainment Lighting products that meet NAFTA (North American Free Trade Agreement) or ARRA (American Recovery and Reinvestment Act) requirements. For an up-to-date, comprehensive listing of Leviton's NAFTA or ARRA compliant products go to [www.leviton.com/usa](http://www.leviton.com/usa)



## Fresnel

### Features and Benefits



- Lightweight rugged aluminum construction
- High intensity spot with a smooth even field
- Fully insulated handles
- Smooth focus operation
- Superior ventilation system
- Available in 6" 1KW or 8" 2KW models
- Theater models have medium or pre-focus socket

### Fresnel — Theater

Description	Cat. No.
6" Theater Fresnel, Bare Wire	FR1TH-50B
6" Theater Fresnel, 20A Male Stage Pin Installed	FR1TH-22B
6" Theater Fresnel, 15A Edison Plug Installed	FR1TH-42B
6" Theater Fresnel, 20A Locking Plug Installed	FR1TH-62B
8" Theater Fresnel, Bare Wire	FR2TH-50B
8" Theater Fresnel, 20A Male Stage Pin Installed	FR2TH-22B
8" Theater Fresnel, 15A Edison Plug Installed	FR2TH-42B
8" Theater Fresnel, 20A Locking Plug Installed	FR2TH-62B



FR1TH/FR2TH

## PAR Cans

### Features and Benefits



- Available in PAR 38, 56 & 64 models
- Rigid, rolled edge frame for extra strength
- Solid steel clutch mechanism on PAR 56 and 64
- Includes color frame at no extra cost
- Black, white and chrome finishes available

### PAR Cans

Description	Cat. No.
PAR 38 Fixture with 3ft Cable, Black	PAR38-OBL
PAR 38 Fixture with 3ft Cable, Polished Chrome	PAR38-OCR
PAR 56 Fixture with 3ft Cable, Black	PAR56-OBL
PAR 56 Fixture with 3ft Cable, Polished Chrome	PAR56-OCR
PAR 56 Fixture with 3ft Cable, White	PAR56-OWH
PAR 64 Fixture with 3 ft Cable, Black	PAR64-OBL
PAR 64 Fixture with 3 ft Cable, Polished Chrome	PAR64-OCR
PAR 64 Fixture with 3ft Cable, White	PAR64-OWH



PAR38-OCR



PAR56-OBL



PAR64-OWH



### Related Products

Combine Entertainment Lighting with Architectural Lighting Controls for smart lighting control solutions (see pages L-28 to L-56 in the Lighting & Fan Speed Controls section).

## FIXTURES | Multi-Lens PAR | Set Light

### Multi-Lens PAR

Leviton's multi-lens PAR fixture offers the economies of a PAR style fixture with the flexibility of multiple lenses to achieve different field angles. Supporting the same 575W & 750W lamps as our LEO Ellipsoidal allows you to consolidate your lamp inventory. Four lenses are offered with each fixture to achieve very narrow, narrow spot and medium and wide flood field angles. Tool free entry for lamp replacement and lens changes, cool-touch lens rotating ring, and rugged die-cast construction make this fixture an excellent complement to any inventory.

#### Features and Benefits

- Rugged die-cast aluminum construction
- Tool free access to reflector, lens and lamp replacement
- Thermally insulated knobs
- Gel frame retainer clip
- Four lenses provided
- Very narrow spot (round beam)
- Narrow spot (round Beam)
- Medium flood (oval beam)
- Wide flood (oval beam)
- Insulated lens rotating ring
- 36" high temperature lead
- C-Clamp
- Removable two-slot accessory holder with self-closing, self-locking latch for safety
- Parabolic reflector made of high-grade aluminum, polished to a mirror finish

#### Multi-Lens PAR

Description	Cat. No.
Multi-Lens PAR Fixture 15A 5-15 PBG Plug, Black	PARML-0PB
Multi-Lens PAR Fixture 15A 5-15 PBG Plug, White	PARML-0PW
Multi-Lens PAR Fixture Stage Pin Plug, Black	PARML-0SB
Multi-Lens PAR Fixture Stage Pin Plug, White	PARML-0SW
Multi-Lens PAR Fixture Locking L5-15 Plug, Black	PARML-0TB
Multi-Lens PAR Fixture Locking L5-15 Plug, White	PARML-0TW
Multi-Lens PAR Fixture 15A Bare Wire, Black	PARML-00B
Multi-Lens PAR Fixture 15A Bare Wire, White	PARML-00W



PARML

### Set Lights

The compact size of these instruments makes them ideal for mounting in tight places. A one-piece reflector — either symmetrical or asymmetrical — is designed to illuminate large surfaces such as cycs, backings and charts, and is ideal for location or small-studio requirements. Integral barn door provides for shaping and sharp cutoffs.

#### Features and Benefits

- Compact light producing asymmetric pattern
- Used for small cycs, backdrops, charts, etc.
- One piece high-efficiency reflector for high output
- Barn doors provide sharp cutoff

#### Set Lights

Description	Cat. No.
Set Light with Bare Wire	000SL-50B
Set Light with Stage Pin	000SL-22B
Set Light with Edison	000SL-42B
Set Light with Locking Receptacle	000SL-62B



000SL



**Far Cyc**

Ideal for uniform, energy-efficient lighting of large cycloramas, Far Cyc lights will uniformly illuminate 40 vertical feet of cyc on 12' centers 10' from cyc. Color frame design permits uniform radiation over color media. Uneven fading is eliminated and color effects filter life is increased by 50 percent. 1kW, 1.5kW and 2kW lamps are available for maximum versatility.

**Features and Benefits**

- The premium incandescent cyc light
- Uniformly illuminates 40 vertical feet on 10-12 ft. centers
- 1K-2K lamps available
- Designed for 20A circuits with pass-thru
- 1, 2, 3 or 4 circuit models



3FCxx

**Far Cyc**

Description	Cat. No.
1 Cell, with "C" Clamp, Bare Ends, 120V	1FC1V-50B
1 Cell, with "C" Clamp, Stage Pin Connector, 120V	1FC1V-22B
1 Cell, with "C" Clamp, 5-15P Connector, 120V	1FC1V-42B
1 Cell, with "C" Clamp, Locking Receptacle (L5-20P) Connector, 120V	1FC1V-62B
1 Cell, with "C" Clamp, Bare Ends, 220V	1FC2V-50B
2 Cell, with "C" Clamp, Bare Ends, 120V	2FC1V-50B
2 Cell, with "C" Clamp, Stage Pin Connector, 120V	2FC1V-22B
2 Cell, with "C" Clamp, 5-15P Connector, 120V	2FC1V-42B
2 Cell, with "C" Clamp, Locking Receptacle (L5-20P) Connector, 120V	2FC1V-62B
2 Cell, with "C" Clamp, Bare Ends, 220V	2FC2V-50B
3 Cell, with "C" Clamp, Bare Ends, 120V	3FC1V-50B
3 Cell, with "C" Clamp, Stage Pin Connector, 120V	3FC1V-22B
3 Cell, with "C" Clamp, 5-15P Connector, 120V	3FC1V-42B
3 Cell, with "C" Clamp, Locking Receptacle (L5-20P) Connector, 120V	3FC1V-62B
3 Cell, with "C" Clamp, Bare Ends, 220V	3FC2V-50B
4 Cell, with "C" Clamp, Bare Ends, 120V	4FC1V-50B
4 Cell, with "C" Clamp, Stage Pin Connector, 120V	4FC1V-22B
4 Cell, with "C" Clamp, 5-15P Connector, 120V	4FC1V-42B
4 Cell, with "C" Clamp, Locking Receptacle (L5-20P) Connector, 120V	4FC1V-62B
4 Cell, with "C" Clamp, Locking Receptacle (L5-20P) Connector, 220V	4FC2V-50B

## FIXTURES | Packaged Systems

### Entertainment Packaged Systems

Leviton's complete lighting systems provide everything you need to bring your performance to light. From the lamps to the color frames and gels, these are true turnkey systems. With several control packages, there is sure to be a system that's right for you. Need an eight-light configuration? Just add an expansion kit to your base system and you're set. It's the easy, cost-effective way to build just the system you need, when you need it.

#### Features and Benefits



- Easily expandable by adding more of your own dimmers and lights
- Three kits to choose from
- Color frame included at no extra cost
- Rolled edges for extra strength
- Solid steel clutch on PAR 56 Cans
- Black finish

#### Entertainment Packaged Systems

Description	Cat. No.
PAR56 Expansion Kit	HONEK-056
PAR38 Expansion Kit	HONEK-038
PAR56 Mini Kit	HONMK-056
PAR38 Mini Kit	HONMK-038
PAR56 Standard Kit	HONSK-056
PAR38 Standard Kit	HONSK-038

All systems include: stand, control cable, 4 color gels, 4 color frames and 4 lamps

#### PAR38 Standard Kit



#### Entertainment Packaged Systems Comparison Chart

Unit	Mini	Standard	Expansion
PAR38 or PAR56	4	4	4
3004 Console	1	—	—
3008 Console	—	1	—
D4Dmx	1	1	1

## LEO LED Fixtures

Leviton LEO LED high performance fixtures offer high quality light output and a circular light beam similar to Tungsten lamp fixtures. Guaranteed for color consistency between units, the LEO LEDs offer a smooth and continuous dimming light output and excellent skin tone and gel rendings. High frequency, no flickering on video and no multi-color shadows; the LEO LEDs have 5-pin DMX inputs, PowerCon inputs and feed through. RDM compatible for precise monitoring the LEO LED Fixtures are ETL, CETL, and CE listed.

## LEO LED Ellipsoidal Zoom

### Features and Benefits

- Comes in three zoom models covering an 8-55° field angle
- Two color temps:
  - 3,200K
  - 5,600K
- 4 shutters

### LEO LED Zoom

Description	Cat. No.
LEO LED Zoom, 3200K, black, requires compatible lens tube	LED00-30B*
LEO LED Zoom, 5600K, black, requires compatible lens tube	LED00-50B*
LEO LED Lens Tube, zoom, 8-22° beam angle, for use with LEO LED Ellipsoidal Zoom	LED08-LTB
LEO LED Lens Tube, zoom, 18-36° beam angle, for use with LEO LED Ellipsoidal Zoom	LED18-LTB
LEO LED Lens Tube, zoom, 30-55° beam angle, for use with LEO LED Ellipsoidal Zoom	LED30-LTB

\*Lens tube and light engine are purchased separately



LEO LED Ellipsoidal Zoom

## LEO LED Fresnel Zoom

### Features and Benefits

- 100, 200 & 300W models, 3,200K only
- 8 inch Fresnel lens
- Optical zoom models with 8-22° field angle cone of light
- 1-5 channel DMX control

### LEO LED Fresnel

Description	Cat. No.
LEO LED Fresnel, 3200K, 100W	LFD10-30B
LEO LED Fresnel, 3200K, 200W	LFD20-30B
LEO LED Fresnel, 3200K, 320W	LFD32-30B
8-Leaf rotating barn door, 190mm for 100W LEO LED Fresnel. color: black	LFD10-BDB
Color Frame, 190mm for 100W LEO LED Fresnel, color: black	LFD10-CFB
Safety Guard, 190mm for 100W LEO LED Fresnel, color: black	LFD10-SGB
8-Leaf rotating barn door, 245mm for 200W LEO LED Fresnel, color: black	LFD20-BDB
Color Frame, 305mm for 320W LEO LED Fresnel, color: black	LFD32-CFB
Safety Guard, 305mm for 320W LEO LED Fresnel, color: black	LFD32-SGB
8-Leaf Rotating Barn Door, 305mm for 320W LEO LED Fresnel, color: black.	LFD32-BDB



LEO LED Fresnel Zoom

### Distribution Equipment

#### Skyhook

The Skyhook is a unique retractable lighting support device designed specifically to support theatrical lighting instruments.

#### Features and Benefits

- Revolutionary hide-away retractable lighting support
- 1,000 pound load limit
- All wiring housed inside
- Discrete 4.5" x 4.5" plate is the only visible part
- ETL Listed
- Available with most receptacle types
- Optional data I/O (for example, DMX)



SHxxx (locking connectors shown, others similar)

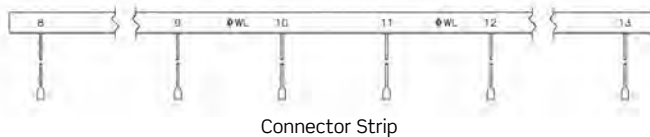
#### Skyhook

Description	Cat. No.
w/(2) 20A PBG	SH000-020
w/(3) 20A PBG	SH000-030
w/(4) 20A PBG	SH000-040
w/(4) 20A Stage Pin	SH000-400
w/(4) 20A Locking Receptacles	SH000-004
w/(2) 20A PBG, (1) 5-Pin DMX Output	SHD00-020
w/(3) 20A PBG, (1) 5-Pin DMX Output, (1) 5-Pin DMX Input	SHDIS-030
w/(1) 20A PBG, (1) 5-Pin DMX Output, (2) 20A Stage Pin	SHD00-210
w/(3) 20A Locking Receptacles, (1) 5-Pin DMX Output, (1) 5-Pin DMX Input	SHDIS-003
w/(3) User Installed Receptacles, (1) 5-Pin DMX Output	SHD00-000
w/(3) User Installed Receptacles, (1) 5-Pin DMX Output, (1) 5-Pin DMX Input	SHDIS-000
w/(2) 20A PBG, (2) User Installed Receptacles	SHXX0-020
w/(3) 20A PBG, (2) User Installed Receptacles	SHXX0-030
w/(2) XLR Punch Outs, (3) User Installed Receptacles	SHXX0-000

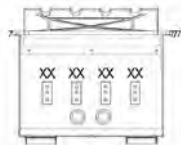
\*Consult factory for additional configurations.  
Sequential option available

#### Distribution Equipment

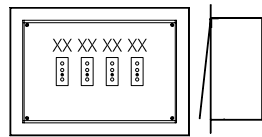
Leviton's distribution equipment is designed for use in theaters, television studios and other spaces where the distribution of power to lighting circuits is required. Providing ease of installation and ease of use along with robust durability, Leviton's distribution equipment is available in standard and complete custom options for any configuration.



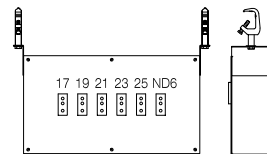
Connector Strip



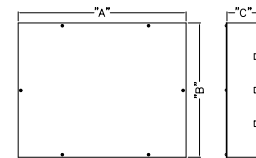
Floor Pockets



Wall Pocket (other sizes available)



Plug Boxes (other styles available)



Gridiron Junction Boxes

#### SPOTLIGHT

NAFTA Compliant, Made in the USA

Leviton is the smart choice for GFCIs, Lighting Controls, Occupancy/Vacancy Sensors, Relay Control Panels, Submeters and Entertainment Lighting products that meet NAFTA (North American Free Trade Agreement) or ARRA (American Recovery and Reinvestment Act) requirements. For an up-to-date, comprehensive listing of Leviton's NAFTA or ARRA compliant products go to [www.leviton.com/usa](http://www.leviton.com/usa)



## Related Products

### ECT™ Stage Pin Devices

#### Features and Benefits



- Rugged phenolic housings
- One-piece brass blades/contacts for superior current flow
- Slit in male pin provides spring action — compensates for wear
- Made in the USA
- Intermateable and compatible with competitive pin-type products



20Amp



20Amp



60Amp



60Amp



100Amp



100Amp

See pages **J-40** and **J-41** in the Temporary Power section for detailed information on these devices


### ECT™ Single Pole Cam Devices

#### Features and Benefits



- Santoprene insulator is shatter and crack proof
- Slit and cam male contact design compensates for wear
- Color-coded insulators for easy phase identification

See pages **J-2** to **J-29** in the Temporary Power section for detailed information on these devices



15 Series Taper Nose



16 Series Taper Nose



18 Series Taper Nose

### NEMA Connection Devices All Black

#### Features and Benefits

- 15A & 20A straight blade
- 15A, 20A & 30A locking
- PowerLight™ available
- super tough nylon
- One-piece connector contacts
- Fast-threading combination screws
- Solid brass plug Bblades



NEMA Connection Devices  
All Black

See pages **E-5** to **E-18** in the Locking Devices section for detailed information on these items

### NEMA Connection Devices Watertight Wetguard®

#### Features and Benefits

- IP67 Watertight industrial connections
- 15A & 20A straight blade
- 15A, 20A & 30A locking
- EPTR high abuse rubber
- Nickel-plated brass blades and contacts
- Watertight cord strain relief system
- Double-combo screws



NEMA Connection Devices  
Watertight Wetguard®

See pages **H-6** to **H-11** in the Watertight Devices section for detailed information on these items

## RELATED PRODUCTS | Connectors, Cords, GFCIs & Power

### Related Products

#### IEC Pin & Sleeve Connection Devices

##### Features and Benefits

- 20A-100A watertight & splash proof
  - Plugs & connectors
  - Receptacles
  - Inlets
- 20A-100A switches
  - Mechanical interlock
  - Non-fused & fused
- Valox® back boxes
- Replacement components

Valox® is a registered trademark of GE.  
See section G, Pin & Sleeve for detailed information on these items



IEC Pin & Sleeve Connection Device

#### Portable Power & GFCI Devices

##### GFCI Cord Sets

##### Features and Benefits OUTDOOR

- 20A 125V
- Orange LED indicator light
- Weather-resistant housing & Test/Reset buttons
- Resistant to surge, noise & corrosion
- DIN-Rail mountable GFCI receptacles also available

See pages **D-17** and **D-18** in the GFCIs and AFCIs section for detailed information on these cords



Portable Power & GFCI Device

##### Panel Mount GFCI with 16" Leads

##### Features and Benefits OUTDOOR

- 20A 125V
- Orange LED indicator light
- Weather-resistant housing & Test/Reset buttons
- Resistant to surge, noise & corrosion
- DIN-Rail mountable GFCI receptacles also available

See page **D-20** in the GFCIs and AFCIs section for detailed information on panel mount GFCI



36596

Recognized Component

#### The BOX™ Portable Power Center

##### Features and Benefits OUTDOOR

- 6 GFCI protected 20A 125V straight blade or locking receptacles
- GFCI protected 30A 250V locking receptacle
- 50A 125/250V non-NEMA power connections
- Meets OSHA Regulation 20, Subpart K Standards

See page **J-42** in the Temporary Power section for detailed information on these boxes



The BOX™ Portable Power Center

M Entertainment Lighting

Sensing Control ..... N-2  
 Wall Switch Sensors ..... N-3  
 Humidity Sensor ..... N-4  
 Line Voltage Sensors ..... N-9  
 Low Voltage Sensors ..... N-19  
 Power Packs and Power Base Adapter ..... N-26  
 Outdoor Motion Sensors ..... N-30  
 Photocells ..... N-32  
 Room Control ..... N-33  
 LevNet RF™ Energy  
     Harvesting Wireless Solutions ..... N-33  
 Key Card Switches ..... N-38  
 Integrated Room Control (IRC)  
     Management System ..... N-39  
 Centralized Control ..... N-41  
     EZ-MAX® Plus Relay Control Panels ..... N-41  
     GreenMAX® Relay Control Panels ..... N-44  
     Track Light Limiting Panel (TLLP) ..... N-51  
 Distributed Control ..... N-52  
     Sector® Digital Lighting Control System ..... N-52  
 VerifEye™ Submetering Solutions ..... N-56




## SENSING CONTROL

### Occupancy/Vacancy Sensing Control

Leviton offers a wide selection of occupancy and vacancy sensors for residential and commercial applications. From wall and ceiling mounted to wall switch and wireless, with passive infrared, ultrasonic or multi-technology sensing; Leviton sensors provide smart energy saving solutions for both indoor and outdoor use.

#### Wall-Switch Occupancy Sensor ODSIØ



**Color Choices** Occupancy Sensing control devices are offered in a wide range of colors. To order colors, add suffix to Cat. No.



Note: Not all models come in all colors. Color Change Kits available for specific devices. See listings for details

### Definition of Occupancy, Vacancy, Motion and Humidity Sensors

Type of Sensor	Definition
<b>Occupancy</b>	A device with which the lights/load automatically turn ON when motion is detected within an area and automatically OFF after a designated period of time passes from the point the area was vacated.
<b>Vacancy</b>	A device with which the lights/load must be manually turned ON but will automatically turn OFF after a designated period of time passes from the point the area was vacated.
<b>Motion</b>	An occupancy sensor used for exterior areas.
<b>Humidity</b>	Detects excess humidity in a room and activates the ventilation fan to lesson condensation, will automatically turn OFF the fan when the humidity level has dropped.



## Decora® Wall Switch Occupancy, Vacancy and Humidity Sensors

The residential offering is a selection of universal sensors. These sensors combine state-of-the-art technology with a sleek new look to provide optimal management of lighting and motor loads and a choice of either Manual-ON (Vacancy Sensor) or Automatic-ON (Occupancy Sensor) switching. The Humidity Sensor and Fan Control detects excess humidity and automatically activates the ventilation fan.

### Features and Benefits

- Available in Automatic-ON or Manual-ON models
- Provides 180° Field of View, 900 sq. ft. coverage
- Adjustable delayed OFF time can be set for 30 seconds, 5 minutes, 15 minutes or 30 minutes
- Adjustable ambient light sensor prevents Auto ON when there is ample natural sunlight
- No neutral required (except IPS15/IPV15 models)
- Vacancy models are California Title 24/20 Compliant
- Occupancy sensors can be adjusted so they function as vacancy sensors
- Screw terminals for easier installation
- Compatible with Decora Plus™ screwless wallplates and Decora® wallplates
- Packaged with three colors in one box: white, ivory and light almond. Other package options also available

#### Dimming Sensor — IPSD6/IPVD6

- Single pole or 3-way when used with a 3-way switch
- For use with dimmable LED/CFL and incandescent loads

#### Relay Sensor — IPS02/IPV02, IPS05/IPV05

- Single pole only
- For use with LED, CFL, incandescent, fluorescent and motor loads

#### Relay Sensor — IPS06

- Single pole or 3-way when used with a 3-way switch
- For use with incandescent and LED loads
- 600W max load (incandescent)

#### Relay Sensor — IPS15/IPV15

- Single pole or 3-way when used with IPV0R sensor remote or with VPOSR Vizia +® switch remote
- For use with LED, CFL, incandescent, fluorescent ballast or motor loads, 1800W max load

#### Sensor Remote — IPV0R

- For use in 3-way applications with the IPS15 or IPV15 sensor
- 180°, 900 sq. ft. coverage

### Decora® Residential Grade Wall Switch Infrared Occupancy and Vacancy Sensors

Description	Cat. No.	Color	Rating
Relay Vacancy Sensor, single pole, 180° Field of View, 900 sq. ft. coverage	IPV02-1L	W, T	300W Incandescent/FL Ballast 150W LED/CFL, 1/6 HP Motor
Relay Occupancy Sensor, single pole, 180° Field of View, 900 sq. ft. coverage	IPS02-1L	W, I, T	
Relay Vacancy Sensor, single pole, 180° Field of View, 900 sq. ft. coverage	IPV05-1L	Z	600W Incandescent/FL Ballast 150W LED/CFL, 1/6 HP Motor
Relay Occupancy Sensor, single pole, 180° Field of View, 900 sq. ft. coverage	IPS05-1L	Z	
Occupancy Sensor, single pole or 3-Way, 180° Field of View, 900 sq. ft. coverage	IPS06-1L	W	600W Incandescent/Halogen 150W LED/CFL
Dimming Vacancy Sensor, single pole or 3-Way, 180° Field of View, 900 sq. ft. coverage	IPVD6-1L	Z	600W Incandescent 150W LED/CFL
Dimming Occupancy Sensor, single pole or 3-Way, 180° Field of View, 900 sq. ft. coverage	IPSD6-1L	Z	
Relay Vacancy Sensor, single pole or 3-Way, 180° Field of View, 900 sq. ft. coverage, neutral required	IPV15-1L	Z	1800W Incandescent, 600W LED/CFL 1800VA Fluorescent Ballast, 1/2 HP
Relay Occupancy Sensor, single pole or 3-Way, 180° Field of View, 900 sq. ft. coverage, neutral required	IPS15-1L	Z	
Sensor Remote, 120V AC, Manual-ON, Auto-OFF for use with IPS15 or IPV15 Sensor	IPV0R-1L	Z	No Load Rating

Z — Comes packaged with three colors: White, Ivory and Light Almond.

Visit [www.leviton.com/sensors](http://www.leviton.com/sensors) for more information

Continued on next page



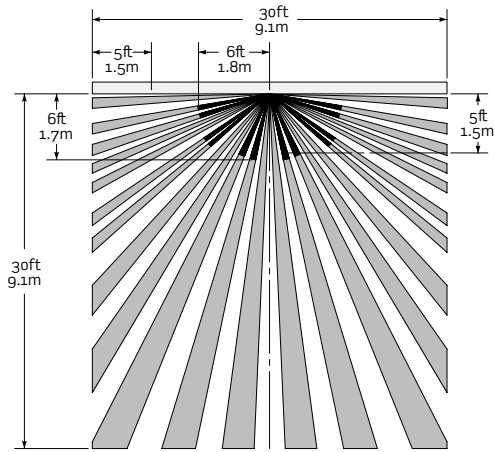
IPS05-1L



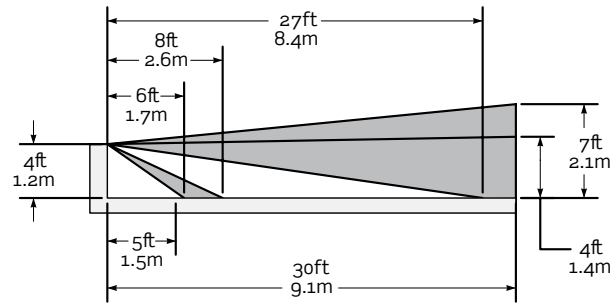
IPVD6-1L

## Field of View for Decora® Residential Wall Switch Infrared Occupancy and Vacancy Sensors

Field-of-View (Horizontal in feet)



Field-of-View (Side, Vertical in feet)



## Decora® Residential Grade Wall Switch Humidity Sensor and Fan Control

### Features and Benefits

- Replaces a single pole switch for control of a ventilation fan or a fan/light combination
- Automatically detects excess humidity and activates a ventilation fan
- Manual ON option to address immediate ventilation needs
- Neutral wire is required for operation
- Microprocessor control with digital sensing technology
- Meets CALGREEN and CA Title 24 requirements
- Air Cycle mode for continuous operation with hourly pre-set time outs
- Green LED functions as a status indicator
- Compatible with Incandescent, LED, CFL and Fluorescent lighting loads
- Use with existing or new ventilation fans up to 1/6 HP, 3 Amp
- Compatible with Decora Plus™ screwless wallplates and Decora® wallplates

### Decora® Residential Grade Wall Switch Humidity Sensor and Fan Control

Description	Cat. No.	Color	Rating
Humidity Sensor & Fan Control	IPH55-1L	W, I, T	600W Incandescent 150W LED/CFL 400VA MLV/Fluorescent 1/6 HP (3A) Fan



IPH55-W

### Color Change Kits for Sensors

#### Color Change Kits

Description	Cat. No.	Color
Color Change Kits for Sensors, No Fan Icon	IPDKT-00	W, I, T, E, B

#### Color

To order colors, add suffix to catalog number as follows: Z includes White (-W), Ivory (-I) and Light Almond (-T). Color Change Kits available in the following colors: White (-W), Ivory (-I), Light Almond (-T), Black (-E) and Brown (-B).

**Decora® Commercial Wall Switch Infrared Occupancy and Vacancy Sensors**
**Features and Benefits**
**All ODS Wall Switch Sensors**

- Leviton wall switch sensors are designed for operation in a variety of voltages, reducing the need for additional SKUs
- Photocell with ambient light override prevents these devices from switching lights ON when there is ample natural sunlight
- Push-button manual override is used to turn lights ON at any time, regardless of the override setting
- 180° field of view, 2100 sq. ft. of coverage
- One unit can be used for 120V or 277V AC 60Hz incandescent, low voltage and fluorescent lighting with either magnetic or electronic ballasts, and motor loads
- Exclusive dual PIR sensors
- Patented adjustable blinders
- Vandal-resistant Fresnel lens
- Fits in standard wallbox; gangable
- Elegant Decora® wallplate
- Vacancy sensors feature auto-OFF switching on vacancy after manual-ON switch and are Title 20, Title 24, and NYC L48 compliant
- Auto-ON/Auto-OFF only sensors prevent an occupant from being able to turn the lights OFF
- Lev-Lok® sensors combine the energy savings of wall switch sensors and time saving Lev-Lok® wiring technology
- Backed by a limited 5-year warranty

**ODS15-ID PIR Occupancy Sensor**

- For use in small offices, conference rooms, classrooms, stockrooms, lounges, restrooms, warehouses and commercial areas
- Exclusive automatic “Walk-Through” sensing increases energy savings by shutting lights within 2 1/2 minutes after momentary occupancy
- Delayed-OFF time interval (10, 20 and 30 minutes) compensates for real-time occupancy patterns, preventing unnecessary ON/OFF switching — with 30-second test mode

**ODS10-ID PIR Occupancy Sensor**

- For use in enclosed offices, storage rooms, copier rooms and closets
- Delayed-OFF time settings: 10, 20 and 30 minutes with 30-second test mode

**ODS06-ID PIR Occupancy Sensor**

- For use in small offices, conference rooms and lounges
- Delayed -OFF time settings: 10, 20 and 30 minutes with 30-second test mode

**All Night Light Wall Switch Sensors**

- For use in conference rooms, classrooms, small offices, lounges, hotel/hospital/office restrooms
- 180° field of view, 1200 sq. ft. of coverage
- Night light with dim feature

**OSSNL-ID PIR Occupancy Sensor**

- Manual delayed-off time settings: 30 seconds test mode, 30 minutes, 1 hour, 2 hours

**Dual-Relay PIR Occupancy Sensors**

- Ideal for classrooms, multimedia and conference rooms, day care centers, office, and lounges
- Exclusive automatic “walk-through” sensing
- Provides automatic switching for 2 separate banks of fluorescent, incandescent or low-voltage lighting from a single unit
- Delayed-OFF time interval (10, 20 and 30 minutes) compensates for real-time occupancy patterns, preventing unnecessary ON/OFF switching — with 30-second test mode
- Backed by a limited 5-year warranty

Continued on next page

## SENSING CONTROL | Decora® Wall Switch Infrared

Continued from previous page

### Decora® Commercial Wall Switch Infrared Occupancy and Vacancy Sensors

#### Commercial Grade Decora® Wall Switch Infrared Occupancy and Vacancy Sensors\*

Description	Cat. No.	Color	Rating	Coverage
Decora® Wall Switch PIR Occupancy Sensor	ODS06-ID	W, I	Incandescent: 600W @ 120V. Fluorescent: 800VA @ 120V, 1500VA @ 277V. 50/60Hz. Motor: 1/4 HP @ 120V	180°, 2100SF
Decora® Wall Switch PIR Occupancy Sensor	ODS06-IN	W, I		
Decora® Wall Switch PIR Occupancy Sensor 347V Only Model	ODS10-H3	W	Incandescent: 3470W @ 347V. Fluorescent: 3470W @ 347V. 50/60/Hz. Motor: 1/4HP @ 347V	
Decora® Wall Switch PIR Occupancy Sensor	ODS10-ID	W, I, T, G, E, R	Incandescent: 800W @ 120V. Fluorescent: 1200VA @ 120V, 2700VA @ 277V. For 60Hz AC only. Motor: 1/4HP @ 120V	
Decora® Wall Switch PIR - Vacancy Model	ODS10-TD	W, I, T		
Decora® Wall Switch PIR - Auto-ON/Auto-OFF Only Model	ODS10-IQ	W, I, E		
Decora® Wall Switch PIR - Lev-Lok® Model	MDS10-I**	W, I, T, G, E	Incandescent: 1800W @ 120V. Fluorescent: 1800VA @ 120V, 4000VA @ 277V. 50/60Hz. Motor: 1/4HP @ 120V	
Decora® Wall Switch PIR Occupancy Sensor with Self-Adaptive Technology	ODS15-ID	W, I, T, G, E		
Decora® Wall Switch PIR with Self-Adaptive Technology - Vacancy Model	ODS15-TD	W, I, T		
Decora® Wall Switch PIR with Self-Adaptive Technology - Lev-Lok® Model	MDS15-ID**	W, I, T, G, E		
Decora® Dual-Relay Wall Switch PIR Occupancy Sensor with Self-Adaptive Technology. Default setting = Conference Room Mode*** Alternate setting = Classroom mode****	ODS0D-ID	W, I, T, G, E, R	Primary Relay — Fluorescent: 1200VA @ 120V, 2700VA @ 277V. Incandescent: 800W @ 120V. Secondary Relay — Fluorescent: 800VA @ 120V, 1200VA @ 277V. Incandescent: 800W @ 120V, 50/60Hz	
Decora® Wall Switch PIR Occupancy Sensor with LED Night Light	OSSNL-ID	W, I, T, G, E	Incandescent: 800W @ 120V. Fluorescent: 1200VA @ 120V, 2700VA @ 277V. Motor: 1/8 HP @ 120V	180°, 1200SF
Decora® Wall Switch PIR with LED Night Light, CA Title 24 - Vacancy Model	OSS10-IN	W, I, E		
Protective Cage for Wall Switch Sensors	OSWWG-POW	W	—	—

\*Consult with factory for 208, 220, 230, and 240V models. \*\*For Lev-Lok® wiring modules see ordering information below.

\*\*\*In Conference Room Mode, both primary and secondary relays respond to ambient light override. \*\*\*\*In Classroom Mode, primary relay responds only to ambient light override

#### Lev-Lok® Occupancy Sensor Modules, 20A, 347V

Description	Cat. No.	Color
Stranded	MSPSW-XST	Yellow
Solid	MSPSW-XSD	Yellow



ODS06-INW/ODS06-IDW  
ODS10-IDW/ODS15-IDW



OSSNL-IDW



ODS0D-IDW

**SENSING CONTROL | Decora® Wall Switch Multi-Technology**
**Decora® Commercial Wall Switch Multi-Technology Occupancy and Vacancy Sensors**

Convenient switch and occupancy sensor combo in a sleek Decora® unit. Advanced passive infrared technology provides highly accurate monitoring in a variety of commercial applications. The OSSMD and OSSMT combine passive infrared and ultrasonic technologies to provide maximum sensitivity with immunity to false triggering.

**Features and Benefits**

- Leviton Wall Switch Sensors are designed for operation in a variety of voltages, reducing the need for additional SKUs

**OSSMT-MD, OSSMT-GD, OSSMD-MD, OSSMD-GD**

- OSSMT ideal for private and executive offices, conference rooms, storage areas, restrooms, classrooms, lounges, and training areas, or areas where minor motion is likely to occur
- OSSMD ideal for bi-level offices, partitioned areas and restrooms or other areas where minor motion is likely to occur
- Photocell with ambient light override prevents lights from turning on when there is ample natural light
- Manual override turns lights on at any time regardless of override setting
- Exclusive automatic “walk-through” sensing increases energy savings by shutting lights OFF within 2 1/2 minutes after momentary occupancy
- Manual delayed-off-time settings (10, 20, and 30 minutes) compensate for real-time occupancy patterns, preventing unnecessary ON/OFF switching — with 30-second test mode
- Single-pole and 3-way wiring
- Adjustable integral blinders with 180° to 32° field-of-view
- Manual ON/Auto OFF operation for CA Title 24 compliance
- Backed by a limited 5-year warranty

**Commercial Grade Decora® Wall Switch Multi-Technology (PIR & US) Occupancy and Vacancy Sensors\*  **

Description	Cat. No.	Color	Rating	Coverage
Decora® Wall Switch Multi-Technology Occupancy Sensor with Self-Adaptive Technology	OSSMT-MD	W, I, T, G, E, R	Incandescent/Tungsten: 800W @ 120V. Fluorescent: 1200VA @ 120V, 2700VA @ 277V. Motor: 1/4HP @ 120V.	180°, 2400SF
Decora® Wall Switch Multi-Technology with Self-Adaptive Technology Vacancy Model	OSSMT-TM	W, I, T		
Decora® Wall Switch Multi-Technology with Self-Adaptive Technology - Auto-ON/Auto-OFF Only Model	OSSMT-MQ	W, I, E		
Decora® Wall Switch Multi-Technology with Self-Adaptive Technology - 347V Only Model	OSSMT-M3	W, I	Incandescent/Tungsten: 800W @ 120V. Fluorescent: 1200VA @ 120V, 2700VA @ 277V, 1500VA @ 347V. Motor: 1/4HP @ 120V.	

\*Consult with factory for 208, 220, 230, and 240V models

Continued on next page



OSSMT-MDT/OSSMT-GDT





OSSMD-MDW/OSSMD-GDW

## SENSING CONTROL | Decora® Wall Switch Multi-Technology

Continued from previous page

### Decora® Commercial Wall Switch Multi-Technology Occupancy and Vacancy Sensors

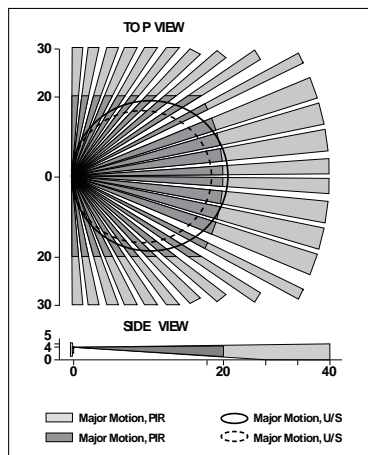
Commercial Grade Decora® Wall Switch Multi-Technology (PIR & US) Occupancy and Vacancy Sensors*  				
Description	Cat. No.	Color	Rating	Coverage
Decora® Wall Switch Multi-Technology Occupancy Sensor. No neutral wire required for installation	OSSMT-GD	W, I, T, G, E, R	Incandescent/Tungsten: 800W @ 120V. Fluorescent: 1200VA @ 120V, 2700VA @ 277V. Motor: 1/4HP @ 120V, 50/60 Hz.	180°, 2400SF
Decora® Wall Switch Multi-Technology with No Neutral - Vacancy Model	OSSMT-GT	W, I, T		
Decora® Wall Switch Multi-Technology with No Neutral - Auto-ON/Auto-OFF Only Model	OSSMT-GQ	W, I, E		
Decora® Wall Switch Multi-Technology with No Neutral - Lev-Lok® Model**	MSSMT-GD**	W, I, T, G, E		
Decora® Dual-Relay Wall Switch Multi-Technology Occupancy Sensor with Self-Adaptive Technology	OSSMD-MD	W, I, T, G, E	Primary Relay — Fluorescent 1200VA @ 120V, 2700VA @ 277V. Incandescent: 800W @ 120V. Secondary Relay —	—
Decora® Dual-Relay Wall Switch Multi-Technology Occupancy Sensor. No neutral wire required for installation	OSSMD-GD	W, I, T, G, E	Fluorescent: 800VA @ 120V, 1200VA @ 277V; Incandescent: 800W @ 120V. Motor: 1/4HP @ 120V, 50/60 Hz.	
Protective Cage for Wall Switch Sensors	OSWWG-POW	W	—	—

\*Consult with factory for 208, 220, 230, and 240V models.

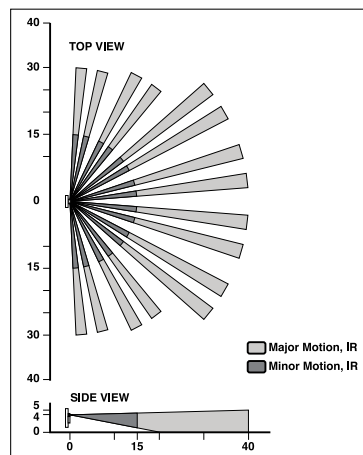
\*\*For Lev-Lok Occupancy Sensor wiring modules see ordering information on page N-6

### Field of View for Commercial Grade Decora® Wall Switch Sensors

OSSMD/OSSMT (in feet)



ODSXX-ID/OSSXX-ID/ODSOD (in feet)



N

Energy Management

## Line Voltage Occupancy/Vacancy Sensors

### Self-Contained Infrared Ceiling Mount Occupancy Sensors

PIR Occupancy Sensor with built-in relay — separate Power Pack not required.

#### Features and Benefits

- Sensor and switching relay combined in a single, self-contained unit — no control unit (power pack) required
- Ambient light override option prevents lights from turning on when there is ample natural light
- ODC and ODW Power Base Combo Sensors combine sensors with the OPB15 Power Base Adapter to convert low voltage sensors into self-contained line voltage sensors for immediate energy savings
- Adjustable delayed-OFF-time settings from 20 seconds (for test mode) to 15 minutes
- Small, unobtrusive self-contained unit

#### Ideal Uses

- Storage areas, small bathrooms, copy rooms, and a variety of small spaces without wall switches

#### Self-Contained Infrared Ceiling Mount Occupancy Sensors

Description	Cat. No.	Color	Rating	Coverage
Self-Contained PIR Ceiling Mount Occupancy Sensor and Switching Relay, 120V	ODCOS-I1W	W	Incandescent: 1000W @ 120V. Fluorescent: 1000VA @ 120V. Motor: 1HP @ 120V. 50/60Hz	360°, 530SF*
Self-Contained Ceiling PIR Mount Occupancy Sensor and Switching Relay, 220V	ODCOS-I2W	W	Incandescent: 1000W @ 220V. Fluorescent: 500VA @ 220V. For 50Hz AC only.	
Self-Contained Ceiling PIR Mount Occupancy Sensor and Switching Relay, 277V	ODCOS-I7W	W	Fluorescent: 2700VA @ 220V. 50/60Hz	
Protective Cage for Ceiling Mount Sensors	ODCCG-000	—	—	

\*When surface mounted on standard, 8 foot ceiling



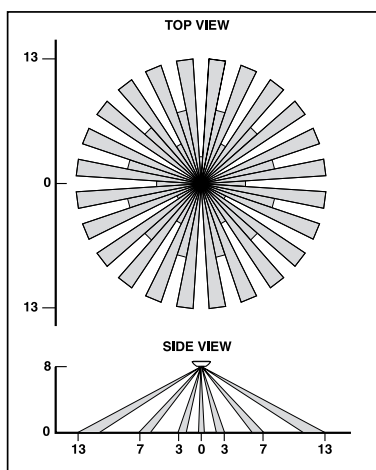
ODCOS-I1W



ODCCG-000



#### Field of View for Self-Contained Infrared Ceiling Mount Occupancy Sensors

ODCOS-I (in feet)



## SENSING CONTROL | Line Voltage Wall Mount

### Line Voltage Sensors

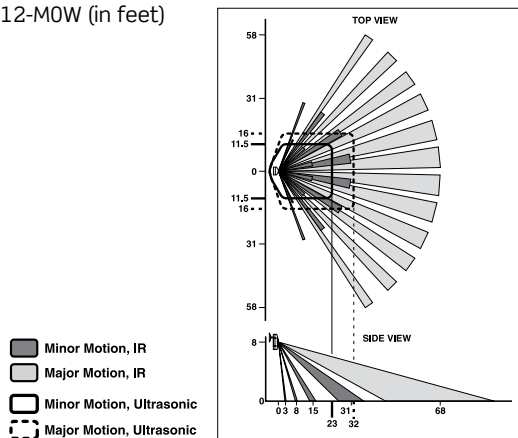
Line Voltage Sensors with OPB15 Power Base Adapter Combos  				
Description	Cat. No.	Color	Coverage	Input Voltage, Rating
Line Voltage Wall Mount Multi-Technology Occupancy Sensor with Power Base Combo	ODW12-MDW	W	1200SF	15A Incandescent, Electronic or Magnetic Fluorescent Ballast Motor: 3/4 HP @ 120V
Line Voltage Wall Mount PIR Wide View Occupancy Sensor with Power Base Combo	ODWVW-IDW		115°, 2500SF	
Line Voltage Wall Mount PIR Wide View Occupancy Sensor with Power Base Combo	ODWHB-IDW		55ft., 7ft. side @ 30ft. high	
Line Voltage Wall Mount PIR Long Range Occupancy Sensor with Power Base Combo	ODWLR-IDW		100ft., 110° @ 10ft. high	



ODW12-MDW

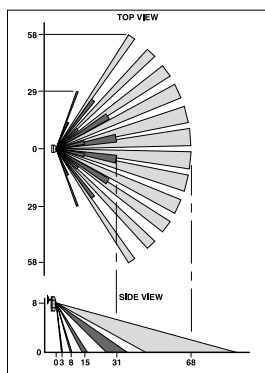
### Field of View for Line Voltage Multi-Technology Wall-Mount Occupancy Sensors



ODW12-MDW (in feet)



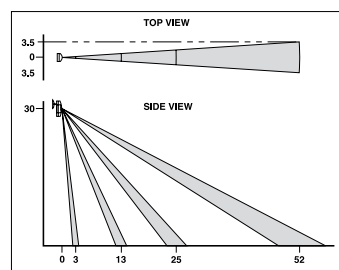
### Field of View for Line Voltage Infrared Indoor Wall-Mount Occupancy Sensors

ODWVW Field of View (in feet)

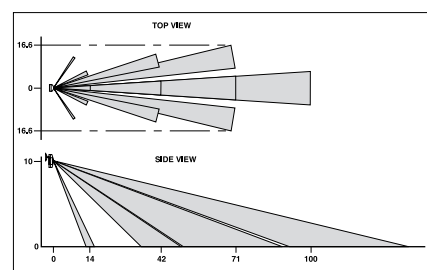


-  Minor Motion, IR
-  Major Motion, IR

ODWHB Field of View (in feet)



ODWLR Field of View (in feet)





**SENSING CONTROL | Line Voltage Ceiling Mount**
**Provolt™ Self-Contained Sensors — Daylight Harvesting Capable Models**

The Leviton Provolt™ Series of Occupancy Sensors features self-contained line-voltage occupancy sensors and photocells in one unit. The integrated design alleviates the need for separate power pack, occupancy sensor and photocell wiring, making it a low-cost and efficient energy management solution for new construction and retrofits. For true Daylight Harvesting applications, integrated photocells provide consistent Daylight Design Levels by actively switching the connected load(s) ON and OFF in response to available natural light to maximize energy savings. The Provolt™ Series also includes a line of vacancy sensors that feature self-contained line-voltage vacancy sensing technology.

**Features and Benefits**

- Includes occupancy sensing, daylight harvesting, and manual-ON/auto-OFF override control in a single unit
- Provides additional energy savings with true daylight harvesting capabilities
  - Occupancy sensor models include an angled light pipe and flat light pipe for open loop and closed loop daylight harvesting applications
  - Auto-Calibration - photocell intelligently measures light levels to determine optimal daylight design levels for closed loop applications
- Models include single or dual relay
- Dual relay modes include: auto-ON/auto-OFF, manual ON/auto-OFF, auto-ON/manual-ON, fan control, stairwell control, step dimming - alternating daylighting levels, step dimming - load 1 primary
- Auto-adapting - time delay and sensitivity are continually adjusted to room occupancy pattern
- Output short circuit protection - protection against low voltage wiring errors
- BMS input/emergency override
- Industry-exclusive self-configuring local manual switch input supports momentary and maintained switches — no special control stations required
- Industry-exclusive “fail-safe” circuitry assures lights ON to meet life safety requirements
- Industry-exclusive High Inrush Stability (H.I.S.) technology for unmatched durability and service
- Mechanically held 10A latching relay provides dependability and robust performance for all load types
- Zero-crossing circuitry for extended life of the relay
- Simplified commissioning
- Visual LED status indicators
- Lenses are easily replaceable and color-coded for contractors and end-users to easily identify lenses from the ground:
  - Mid-Range: Red — included with multi-technology and PIR models
  - High Density: Blue
  - Extended Range: Black
- Integrated photocell tested to less than 1 FC accuracy
- Easy installation into junction boxes with Leviton exclusive screw guides, coasters and terminal blocks
- Tested to exceed 2 million switching cycles under standard loads
- Passed rigorous NEMA 410 testing for electronic ballast rating
- CA Title 24 Compliant, UL773A (Occupancy Standard), UL924 (Emergency Equipment), cUL Listed, CE Compliant, NOM Certified, RoHS Compliant, NY LLC48 Compliant

**Provolt™ Self-Contained Ceiling Mount Occupancy Sensors — Daylight Harvesting Capable**

Description	Cat. No.	Coverage	Color	Input Voltage, Rating
Provolt™ Line Voltage Ceiling Mount PIR Occupancy Sensor w/Integrated Photocell, High-Density Lens installed, Mid-Range Lens included	<a href="#">ODC04-IDW</a>	450SF	W	<b>120V, 50/60Hz</b> 8A, Electronic Ballast, 800W/VA, Tungsten Ballast, 1/4 HP Motor
Provolt™ Line Voltage Ceiling Mount PIR Occupancy Sensor w/Integrated Photocell, Extended Range Lens installed, Mid-Range Lens included	<a href="#">ODC15-IDW</a>	1500SF	W	<b>230V, 50Hz</b> 6A/6AX, Electronic Ballast, Magnetic Ballast, 1200W/VA, 1/3 HP Motor
Provolt™ Line Voltage Ceiling Mount U/S Occupancy Sensor w/Integrated Photocell, Extended Range Lens installed	<a href="#">ODC05-UDW</a>	500SF	W	<b>120V, 50/60Hz</b> 800W/VA, Tungsten Ballast, Mid-Range Lens included, 1/4 HP Motor
Provolt™ Line Voltage Ceiling Mount U/S Occupancy Sensor w/Integrated Photocell, Extended Range Lens installed	<a href="#">ODC10-UDW</a>	1000SF	W	<b>230V, 50Hz</b> 6A, Electronic Ballast, 1200VA, 1/3 HP Motor

Continued on next page

## SENSING CONTROL | Line Voltage Ceiling Mount

Continued from previous page

### Provolt™ Self-Contained Sensors — Daylight Harvesting Capable Models

#### Provolt™ Self-Contained Ceiling Mount Occupancy Sensors — Daylight Harvesting Capable

Description	Cat. No.	Coverage	Color	Input Voltage, Rating
Provolt™ Line Voltage Ceiling Mount U/S Occupancy Sensor w/ Integrated Photocell, Extended Range Lens installed	ODC20-UDW	2000SF	W	<b>277V, 50/60Hz</b> 5A, Electronic Ballast, 1200W/VA, Tungsten Ballast, 1/3 HP Motor
Provolt™ Line Voltage Ceiling Mount Multi-Technology Occupancy Sensor w/Integrated Photocell, Extended Range Lens installed	ODC05-MDW	500SF		
Provolt™ Line Voltage Ceiling Mount Multi-Technology Occupancy Sensor w/Integrated Photocell, Extended Range Lens installed, Mid-Range Lens included	ODC10-MDW	1000SF		<b>230V, 50Hz</b> 6A/6AX, Electronic Ballast, Magnetic Ballast, 1200W/VA, 1/3 HP Motor
Provolt™ Line Voltage Ceiling Mount Multi-Technology Occupancy Sensor w/Integrated Photocell, Extended Range Lens installed, Mid-Range Lens included	ODC20-MDW	2000SF		<b>277V, 50/60Hz</b> 5A, Electronic Ballast, 1200VA, 1/3 HP Motor

#### Provolt™ Dual Relay Self-Contained Ceiling Mount Occupancy Sensors — Daylight Harvesting Capable

Description	Cat. No.	Coverage	Color	Input Voltage, Rating
Provolt™ Line Voltage Ceiling Mount PIR Dual Relay Occupancy Sensor w/Integrated Photocell, High-Density Lens installed, Mid-Range Included	O2C04-IDW	450SF	W	<b>120V, 50/60Hz</b> 8A, Electronic Ballast, 800W/VA, Tungsten Ballast, 1/4 HP Motor
Provolt™ Line Voltage Ceiling Mount PIR Dual Relay Occupancy Sensor w/Integrated Photocell, Extended Range Lens installed, Mid-Range included	O2C15-IDW	1500SF		
Provolt™ Line Voltage Ceiling Mount U/S Dual Relay Occupancy Sensor w/Integrated Photocell, Extended Range Lens installed	O2C05-UDW	500SF		<b>230V, 50Hz</b> 6A/6AX, Electronic Ballast, Magnetic Ballast, 1200W/VA, 1/3 HP Motor
Provolt™ Line Voltage Ceiling Mount U/S Dual Relay Occupancy Sensor w/Integrated Photocell, Extended Range Lens installed	O2C10-UDW	1000SF		<b>277V, 50/60Hz</b> 5A, Electronic Ballast, 1200VA, 1/3 HP Motor
Provolt™ Line Voltage Ceiling Mount U/S Dual Relay Occupancy Sensor w/Integrated Photocell, Extended Range Lens installed	O2C20-UDW	2000SF		
Provolt™ Line Voltage Ceiling Mount Multi-Technology Dual Relay Occupancy Sensor w/Integrated Photocell, Extended Range Lens installed	O2C05-MDW	500SF		
Provolt™ Line Voltage Ceiling Mount Multi-Technology Dual Relay Occupancy Sensor w/Integrated Photocell, Extended Range Lens installed, Mid-Range included	O2C10-MDW	1000SF		
Provolt™ Line Voltage Ceiling Mount Multi-Technology Dual Relay Occupancy Sensor w/Integrated Photocell, Extended Range Lens installed, Mid-Range included	O2C20-MDW	2000SF		

N

Energy Management

## SENSING CONTROL | Line Voltage Ceiling Mount

### Provolt™ Self-Contained Ceiling Mount Vacancy Sensors

Description	Cat. No.	Coverage	Color	Input Voltage, Rating
Provolt™ Line Voltage Ceiling Mount PIR Vacancy Sensor	03C15-IDW	1500SF	W	<b>120V, 50/60Hz</b> 8A, Electronic Ballast, 800W/VA, Tungsten Ballast, 1/4 HP Motor  <b>230V, 50Hz</b> 6A/6AX, Electronic Ballast, Magnetic Ballast, 1200W/VA, 1/3 HP Motor  <b>277V, 50/60Hz</b> 5A, Electronic Ballast, 1200V 1/3 HP Motor
Provolt™ Line Voltage Multi-Technology Ceiling Mount Vacancy Sensor	03C10-MDW	1000SF		
Provolt™ Line Voltage Multi-Technology Ceiling Mount Vacancy Sensor	03C20-MDW	2000SF		

### Provolt™ Self-Contained Ceiling Mount Vacancy Sensors

Description	Cat. No.	Coverage	Color	Input Voltage, Rating
Provolt™ Line Voltage Ceiling Mount PIR Dual Relay Vacancy Sensor	04C15-IDW	1500SF	W	<b>120V, 50/60Hz</b> 8A, Electronic Ballast, 800W/VA, Tungsten Ballast, 1/4 HP Motor  <b>230V, 50Hz</b> 6A/6AX, Electronic Ballast, Magnetic Ballast, 1200W/VA, 1/3 HP Motor  <b>277V, 50/60Hz</b> 5A, Electronic Ballast, 1200V 1/3 HP Motor
Provolt™ Line Voltage Multi-Technology Ceiling Mount Vacancy Sensor	04C10-MDW	1000SF		
Provolt™ Line Voltage Multi-Technology Ceiling Mount Vacancy Sensor	04C20-MDW	2000SF		

ODC20-MDW



ODC20-MDW (top view)



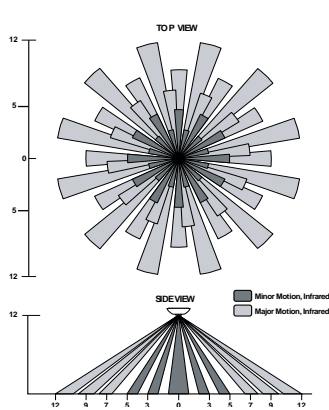
O3C20-MDW



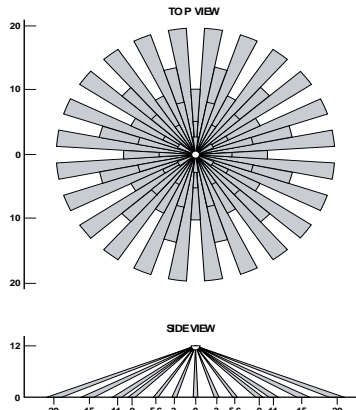
## SENSING CONTROL | Line Voltage Ceiling Mount

### Field of View for Provolt™ Self-Contained Ceiling Mount Sensors

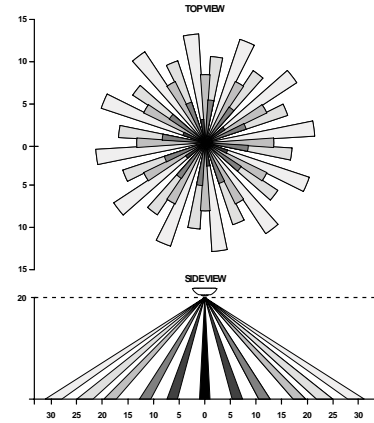
Provolt™ Series Infrared Sensors (in feet)



ODC04-IDW (High Density: Blue Lens),  
O2C04-IDW

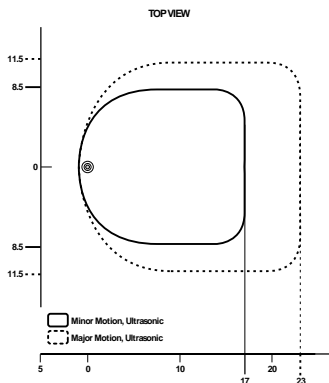


ODC15-IDW, O3C15-IDW, O2C15-IDW  
(Extended Range: Black Lens), O4C15-IDW

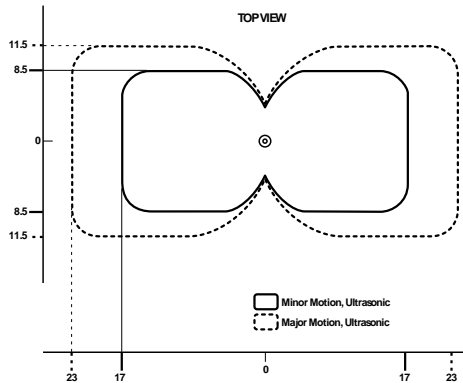


Mid-Range Lens — Mounting up to  
20 feet (Included with all PIR  
and Multi-Tech Models)

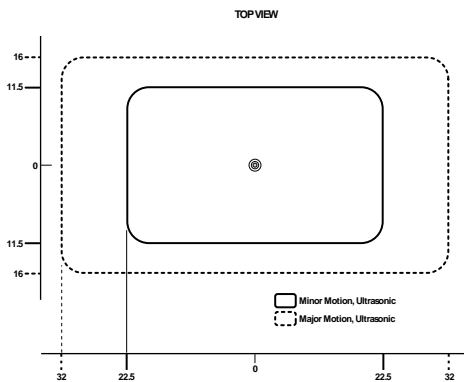
Provolt™ Series Ultrasonic Sensors (in feet)



ODC05-UDW, O2C05-UDW



ODC10-UDW, O2C10-UDW



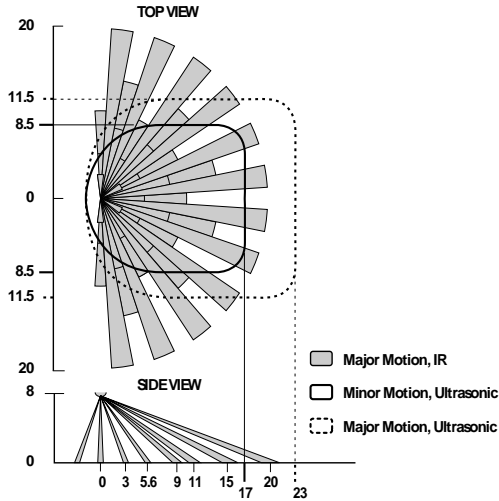
ODC20-UDW, O2C20-UDW

Continued on next page

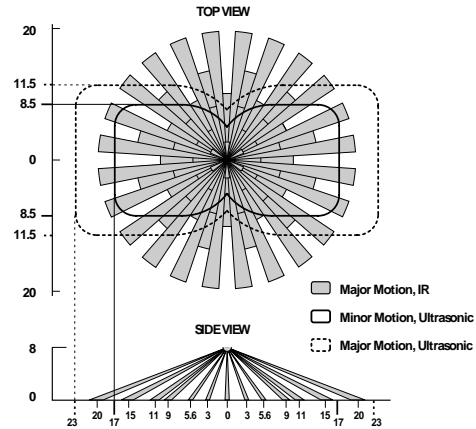
Continued from previous page

Field of View for Provolt™ Self-Contained Ceiling Mount Sensors

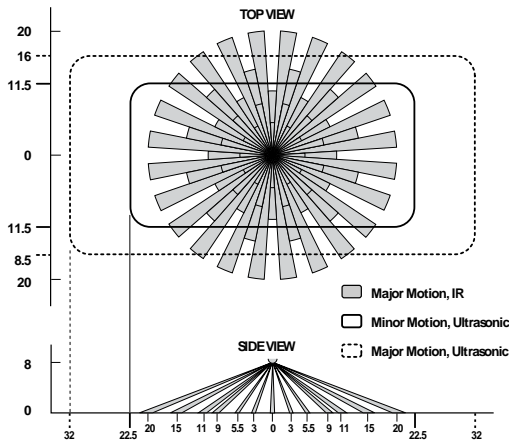
Provolt™ Series Multi-Technology Sensors (in feet)



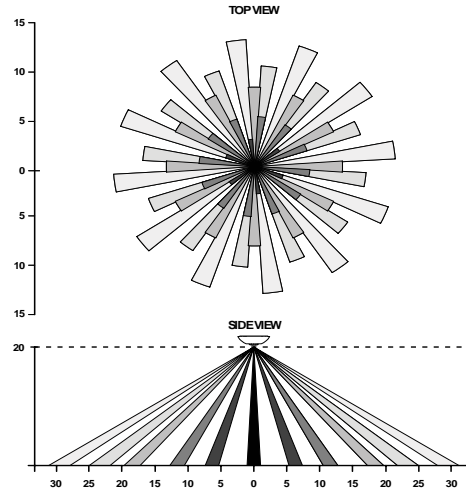
ODC05-MDW (High Density: Blue Lens),  
O2C05-MDW



ODC10-MDW, O3C10-MDW, O2C10-MDW  
(Extended Range: Black Lens), O4C10-MDW



ODC20-MDW, O3C20-MDW,  
O2C20-MDW, O4C20-MDW



Multi-Range Lens — Mounting up to 20 feet  
(Included with all PIR and Multi-Tech Models)

**SPOTLIGHT**  
Dollars and Sensors

Get a quick, accurate payback analysis on your occupancy sensors investment. Dollars and Sensors® will do for you in minutes what it takes other programs to complete in a week. Stop wasting time and energy and let Leviton's Dollars and Sensors® program do the analysis for you. Go to [www.leviton.com/dollarsandsensors](http://www.leviton.com/dollarsandsensors) for more information.



## SENSING CONTROL | Line Voltage High Bay and Integral Luminaire

### Self-Contained PIR High Bay and Integral Luminaire Occupancy Sensors

#### Features and Benefits

##### PIR Fixture Mount High Bay Occupancy Sensor

- Universal unit includes two interchangeable lenses for 360° high bay and 360° low bay at no additional cost
- Cold storage models for applications as low as -40° F and 480V models available in non-neutral versions
- Mounts directly to industrial-style fluorescent luminaire or electrical junction box
- Self-contained PIR sensor and relay turn individual fixtures ON/OFF based on occupancy
- Up to 40 ft mounting height and quick and easy installation with long 42" leads
- Relay uses zero-crossing circuitry for enhanced reliability and long-life operation
- Bright green LED status indicator blinks to signify that the sensor is functioning properly
- Delayed-OFF time adjustment from 30 sec to 20 min
- Offset Adapter Accessory snaps into 1/2" knockout to position sensor below fixture body for improved field of view with deep-body fixtures

##### PIR Infrared Fixture Mount Integral Luminaire Occupancy Sensor

- Easy installation with longer 38" leads allows for easy connection to any ballast, eliminating the need to splice additional wiring
- Integrated photocell prevents lights from turning ON when room is illuminated by natural light for maximum energy savings
- 8' to 10' mounting heights
- Adjustable Time Delay and Light Level dials located on sensor housing for easy access

#### Self-Contained Infrared High Bay Occupancy Sensors\*

##### Coverage

**360° high-bay lens** — 2:1 spacing to mounting height under 20 ft. and 1.5:1 spacing to mounting height @ 40 ft.

**360° low-bay lens** — 2:1 spacing to mounting height @ 8 ft. to 20 ft.

Description	Rating	Models	Cat. No.
Fixture Mount High-Bay PIR Occupancy Sensor with Two Interchangeable Lenses, for 360° High-Bay and 360° Low-Bay	Fluorescent: 800VA @ 120V, Fluorescent: 1200VA @ 277V, Fluorescent: 1500VA @ 347V, 50/60Hz (OSFHU-x4W models only). Motor: 1/4 HP @ 120V	120-230-277-347V	OSFHU-ITW
		120-230-277-347V, Cold Storage	OSFHU-CTW
		240/480V	OSFHU-I4W
		240/480V, Cold Storage	OSFHU-C4W

\*Consult with factory for 208, 220, 230, and 240V models

Continued on next page



OSFHU-ITW

**SENSING CONTROL | Line Voltage High Bay and Integral Luminaire**

Continued from previous page

**Self-Contained Infrared High Bay and Integral Luminaire Occupancy Sensors**
**Self-Contained Infrared High Bay Occupancy Sensors\*** 
**Coverage**
**360° high-bay lens** — 2:1 spacing to mounting height under 20 ft. and 1.5:1 spacing to mounting height @ 40 ft.

**360° low-bay lens** — 2:1 spacing to mounting height @ 8 ft. to 20 ft.

Description	Rating	Models	Cat. No.
Fixture Mount High-Bay PIR Sensor with Interchangeable Lenses and Light Sensor, Low Voltage	Input: 20mA Output: 120mA HVAC: 1A, 30V DC	24V	OSFHP-ILW
Fixture Mount High-Bay PIR Sensor with Two Interchangeable Lenses and Light Sensor	Fluorescent: 800VA @ 120V, Fluorescent: 1000VA @ 230V AC, Fluorescent: 1200VA @ 277V AC, Fluorescent: 1500VA @ 347V AC, Fluorescent: 2000VA @ 480V AC, 50/60Hz. Motor: 1/4 HP @ 120V	120-230-277-347V	OSFHP-ITW
		240/480V	OSFHP-I4W
		120-230-277-347V, Dual Relay	OSFHD-ITW
		120-230-277-347V, Dual Relay, Cold Storage	OSFHD-CTW
Fixture Mount High-Bay PIR Sensor with Two Interchangeable Lenses and Alternating Relay	Fluorescent: 800VA @ 120V, Fluorescent: 1000VA @ 230V AC, Fluorescent: 1200VA @ 277V AC, Fluorescent: 1500VA @ 347V AC, Fluorescent: 2000VA @ 480V AC, 50/60Hz. Motor: 1/4 HP @ 120V	120-230-277V	OSFHD-IAW
		Cold Storage	OSFHD-CAW
Surface Mount High-Bay PIR Occupancy Sensor	Fluorescent: 800VA @ 120V, Fluorescent: 1200VA @ 277V AC, Fluorescent: 1500VA @ 347V AC, Motor: 1/4 HP @ 120V	—	OSFHS-ITW

**Coverage**
**360°** — 1:1 spacing to mounting height up to 8 ft.

Description	Rating	Models	Cat. No.
Fixture Mount Integral Luminaire PIR Occupancy Sensor	Incandescent: 598W @ 120V. Fluorescent: 800VA @ 120V, Fluorescent: 1000VA @ 230V AC, Fluorescent: 1200VA @ 277V AC, 50/60Hz	120-230-277V (Integrated Unit)	OSF10-IOW
		120-230-277V, Sensor Head	OSF10-IUW
		120-230-277V, Power Pack	OSF10-PPW
		36" Connection Cable	OSFCA-36W

\*Consult with factory for 208, 220, 230, and 240V models



OSFHP



OSFHD



OSFHS



OSF10-IUW and OSF10-PPW

**SPOTLIGHT**
**Rebates & Incentives Search Tool**

 Visit [www.leviton.com/rebates](http://www.leviton.com/rebates) to find FREE money in the form of rebates & incentives for your next lighting control project.

**Rebates & Incentives USA**

There are various rebates and incentives that promote energy efficient lighting systems. Incentives to purchase and install energy efficient products can come from: 1. Local and state utilities 2. State energy efficiency programs 3. EPA's tax incentives 4. Federal stimulus rebates that focus on energy efficiency

Use the incentive search below to see if there are any rebates and incentives in your area.

**Rebates & Incentives Canada**
[Drivers Buying Guide](#)
[Sensors Buying Guide](#)

## SENSING CONTROL | Line Voltage High Bay and Integral Luminaire

### Self-Contained Infrared High Bay Occupancy Sensor Accessories

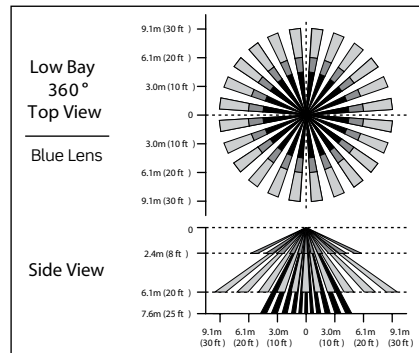
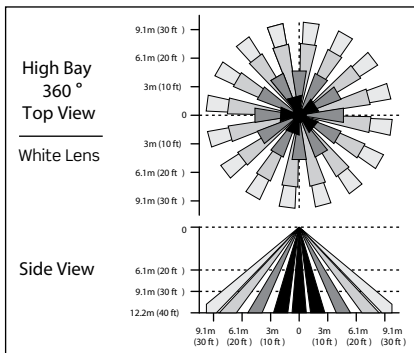
Description	Cat. No.
High Bay Lenses for High-Bay Sensors	OSFLN-00W
Low Bay Lens for High-Bay Sensors	OSFLN-00B
Offset Adapter Accessory for Fixture-Mount Occupancy Sensor	OSFOA-00W
Offset Adapter Accessory for High-Bay Occupancy Sensor	OSFLO-00W
Protective Cage for High-Bay Mount Sensors	OSFCG-00W



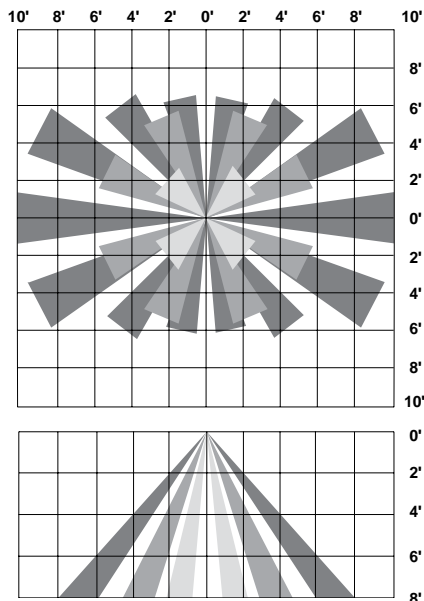
OSFOA

### Field of View for Fixture-Mount High Bay Occupancy Sensors

OSFHU/OSFHP/OSFHD (in feet)



OSF10 (in feet)



N

Energy Management



## Low Voltage Occupancy Sensors

### Ceiling Mount Multi-Technology Occupancy Sensors

These advanced motion sensors combine infrared and ultrasonic technology for highly accurate monitoring without false triggers. All-digital self-adjusting technology provides “install and forget” solution for automatic lighting control. Available in a variety of coverage patterns to suit many applications. Use with Leviton Power Pack.

#### Features and Benefits

##### Functional

- Ultrasonic sensing for maximum sensitivity combined with passive infrared (PIR) sensing to prevent false triggers from air conditioning and corridor activity
- Self-adjusting settings continuously analyze and adjust sensitivity, timer operation, and air current compensation for reliable long-term performance
- Isolated relay supports HVAC or other Class 2 low voltage signals
- Supports both 24V AC/VDC power supplies
- Ambient light override to prevent lights from turning on when there is ample natural light
- Manual delayed-off-time settings of 30 seconds to 30 minutes
- Self-adjusting delayed-off-time interval settings for 30 seconds to 30 minutes
- Compensates for real-time occupancy patterns — preventing unnecessary on/off switching
- Non-volatile memory preserves all automatic and manual settings during power outages

##### Physical

- Small, unobtrusive unit blends in with any décor
- Fast, simple installation using 4 color-coded low-voltage wires and a single mounting post
- Compatible with Wiremold® surface raceways for mounting to hard ceilings

#### Ceiling Mount Multi-Technology Occupancy Sensors and Accessories

Description	Cat. No.	Coverage	Rating	Color
Multi-Technology Ceiling Mount Occupancy Sensor	<a href="#">OSC05-M0W</a>	40kHz	180°, 500SF	Off-White
Multi-Technology Ceiling Mount Occupancy Sensor	<a href="#">OSC10-M0W</a>	40kHz	360°, 1000SF	Off-White
Multi-Technology Ceiling Mount Occupancy Sensor	<a href="#">OSC20-M0W</a>	32kHz	360°, 2000SF	Off-White
Multi-Technology Ceiling Mount Occupancy Sensor with Isolated Relay	<a href="#">OSC05-RMW</a>	40kHz	180°, 500SF	White
Multi-Technology Ceiling Mount Occupancy Sensor with Isolated Relay	<a href="#">OSC10-RMW</a>	40kHz	360°, 1000SF	White
Multi-Technology Ceiling Mount Occupancy Sensor with Isolated Relay	<a href="#">OSC20-RMW</a>	32kHz	360°, 2000SF	White
Power Base Adapter	<a href="#">OPB15-0DW</a>	—	—	Off-White
Cosmetic Adapter	<a href="#">OPBCA-00W</a>	—	—	Off-White
Protective Cage for Ceiling Mount Sensors	<a href="#">ODCCG-000</a>	—	—	—

Note: Use low-voltage wiring to connect sensors to OSPXX Power Pack

Continued on next page



OSC05-M0W



OSC20-M0W



#### Related Products

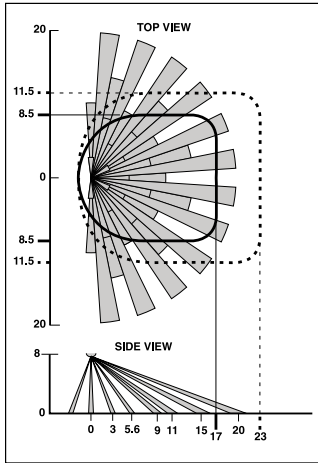
Low-voltage wiring is used to connect Leviton Occupancy Sensors to Cat. No. OPP20 Super Duty Power Packs and OSP20 Power Packs, or OPB15 Power Base Adapter (purchased separately). **See pages N-26 to N-29 for more information.**

## SENSING CONTROL | Low Voltage Multi-Technology Ceiling Mount

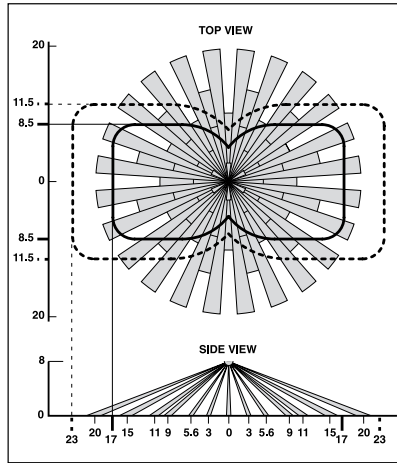
Continued from previous page

### Field of View for Low Voltage Multi-Technology Ceiling Mount Occupancy Sensors

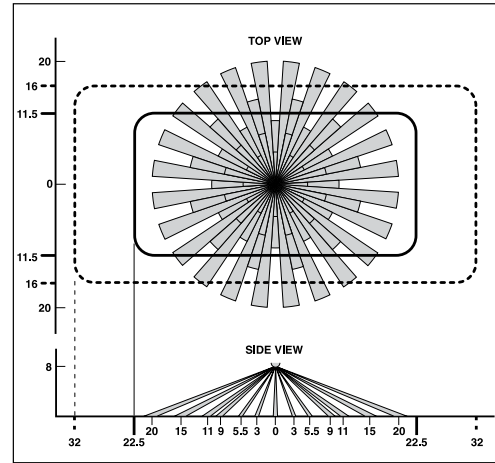
OSC05-M0W (in feet)



OSC10-M0W (in feet)



OSC20-M0W (in feet)



- Major Motion, IR
- Minor Motion, Ultrasonic
- Major Motion, Ultrasonic

N

Energy Management

### SPOTLIGHT

#### Occupancy Sensor Layout Services

Take advantage of Leviton's exclusive occupancy sensor layout services online. Our team of experts can create occupancy sensor layouts directly on your CAD drawings complete with a List of Equipment at no cost to you. Go to [portal.leviton.com](http://portal.leviton.com).



**SENSING CONTROL | Low Voltage Ultrasonic Ceiling Mount**
**Ultrasonic Ceiling Mount Occupancy Sensors**

Advanced ultrasonic sensing technology for highly accurate monitoring, including small-motion detection. All-digital self-adjusting technology provides an “install and forget” solution for automatic lighting control. Use with Leviton Power Pack.

**Features and Benefits**
**Functional**

- Ultrasonic sensing for maximum range and sensitivity combined with accurate small-motion detection
- Self-adjusting settings continuously analyze and adjust sensitivity, timer operation and air current compensation for reliable long-term performance
- Ambient light override to prevent lights from turning on when there is ample natural light
- Manual delayed-off-time settings of 30 seconds to 30 minutes
- Self-adjusting delayed-off time interval settings for 30 seconds to 30 minutes. Compensates for real-time occupancy patterns — preventing unnecessary on/off switching
- Non-volatile memory preserves all automatic and manual settings during power outages

**Physical**

- Small, unobtrusive unit blends in with any décor
- Fast, simple installation using 4 color-coded low-voltage wires and a single mounting post
- Compatible with Wiremold® surface raceways for mounting to hard ceilings

**Ultrasonic Ceiling Mount Occupancy Sensors and Accessories for use with Leviton Power Pack**

Description	Cat. No.	Rating	Coverage	Color
U/S Ceiling Mount Occupancy Sensor	OSC05-U0W	40kHz	180°, 500SF	Off-White
U/S Ceiling Mount Occupancy Sensor	OSC10-U0W	40kHz	360°, 1000SF	Off-White
U/S Ceiling Mount Occupancy Sensor	OSC20-U0W	32kHz	360°, 2000SF	Off-White
U/S Ceiling Mount Occupancy Sensor with Isolated Relay	OSC05-RUW	40kHz	180°, 500SF	White
U/S Ceiling Mount Occupancy Sensor with Isolated Relay	OSC10-RUW	40kHz	360°, 1000SF	White
U/S Ceiling Mount Occupancy Sensor with Isolated Relay	OSC20-RUW	32kHz	360°, 2000SF	White
Power Base Adapter	OPB15-0DW	—	—	Off-White
Cosmetic Adapter	OPBCA-00W	—	—	Off-White
Protective Cage for Ceiling Mount Sensors	ODCCG-000	—	—	White

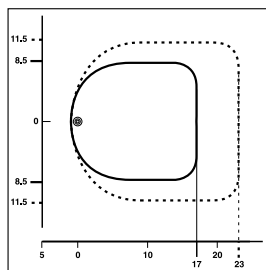


OSC05-U0W

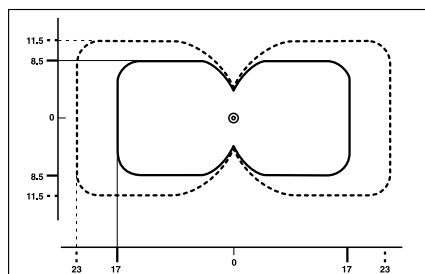
Note: Use low-voltage wiring to connect sensors to OPP20 or OSPxx Power Pack or OPB15 Power Base Adapter

**Field of View for Low Voltage Ultrasonic Ceiling Mount Occupancy Sensors**

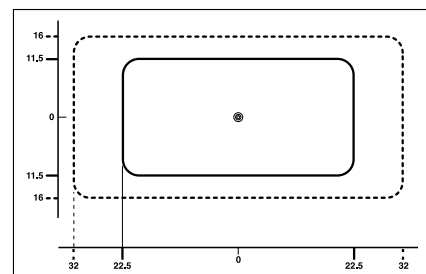
OSC05-U0W Field of View (in feet)



OSC10-U0W Field of View (in feet)



OSC20-U0W Field of View (in feet)



Minor Motion, Ultrasonic

Major Motion, Ultrasonic


**Related Products**

Low-voltage wiring is used to connect Leviton Occupancy Sensors to Cat. No. OPP20 Super Duty Power Packs and OSP20 Power Packs, or OPB15 Power Base Adapter (purchased separately). **See pages N-26 to N-29 for more information.**

## SENSING CONTROL | Low Voltage Infrared Ceiling Mount

### Ceiling Mount PIR Occupancy Sensors

#### Features and Benefits

##### Functional

- Self-adjusting settings continuously analyze and adjust sensitivity, timer operation, and long-term performance
- Isolated relay supports HVAC or other Class 2 low voltage signals
- Supports both 24V AC/VDC power supplies
- Ambient light override prevents lights from turning on when there is ample natural light
- Manual delayed-off-time settings of 30 seconds to 30 minutes
- Self-adjusting delayed-off-time interval settings for of 30 seconds to 30 minutes. Compensates for real-time occupancy patterns — preventing unnecessary on/off switching
- Non-volatile memory preserves all automatic and manual settings during power outages

##### Physical

- Small, unobtrusive unit blends in with any décor
- Fast, simple installation using 4 color-coded low-voltage wires and a single mounting post
- Compatible with Wiremold® surface raceways for mounting to hard ceilings

#### Infrared Ceiling Mount Occupancy Sensors and Accessories for use with Leviton Power Pack

Description	Cat. No.	Coverage	Color
PIR Ceiling Mount Occupancy Sensor	OSC04-I0W	360°, 450 sq. ft	Off-White
PIR Ceiling Mount Occupancy Sensor	OSC15-I0W	360°, 1500 sq. ft	Off-White
PIR Ceiling Mount Occupancy Sensor with Isolated Relay	OSC04-RIW	360°, 450 sq. ft	White
PIR Ceiling Mount Occupancy Sensor with Isolated Relay	OSC15-RIW	360°, 1500 sq. ft	White
Power Base Adapter	OPB15-0DW	—	Off-White
Cosmetic Adapter	OPBCA-00W	—	Off-White
Protective Cage for Ceiling Mount Sensors	ODCCG-000	—	White

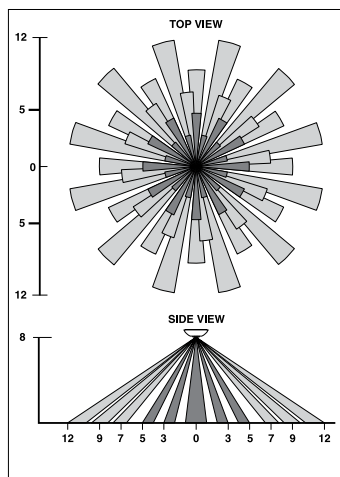


OSC04-I0W

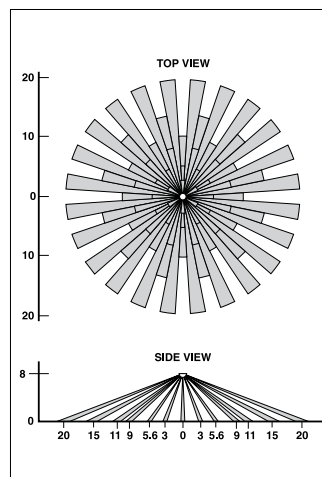
Note: Use low-voltage wiring to connect sensors to OPP20 or OSPxx Power Pack or OPB15 Power Base Adapter

#### Field of View for Low Voltage PIR Ceiling Mount Occupancy Sensors

OSC04-I0W (in feet)



OSC15-I0W (in feet)



 Minor Motion, IR     Major Motion, IR

**SENSING CONTROL | Low Voltage Multi-Technology Wall Mount**
**Wall Mount Multi-Technology Occupancy Sensors**

Advanced motion sensors combine infrared and ultrasonic technology for highly accurate monitoring without false triggering. Advanced Passive Infrared technology for highly accurate monitoring in a variety of commercial applications. All-digital self-adjusting technology provides “install and forget” solution for automatic lighting control.

**Features and Benefits**

- Ultrasonic sensing for maximum sensitivity combined with passive infrared (PIR) sensing to prevent false triggers from air conditioning and corridor activity
- Isolated relay supports HVAC or other Class 2 low voltage signals
- Supports both 24V AC/VDC power supplies
- Adjustable swivel neck rotates 80° vertically and 60° horizontally. Can be used for ceiling or wall mounting
- Self-adjusting settings continuously analyze and adjust sensitivity, timer operation, and air current compensation for reliable, long-term performance
- Ambient light override to prevent lights from turning on when there is ample natural light
- Manual delayed-off-time settings of 30 seconds to 30 minutes
- Self-adjusting delayed-off-time interval settings of 30 seconds to 30 minutes. Compensates for real-time occupancy patterns, preventing unnecessary on/off switching
- Non-volatile memory preserves all automatic and manual settings during power outages
- Fast, simple installation using 3 color-coded low-voltage wires and a single mounting post

**Multi-Technology Wall Mount Occupancy Sensors and Accessories for use with Leviton Power Pack or Power Base Adapter**

Description	Cat. No.	Rating	Operating Frequency	Color
Wall Mount Multi-Technology Occupancy Sensor	OSW12-M0W	115°, 1200SF	32kHz	Off-White
Wall Mount Multi-Technology Occupancy Sensor with Isolated Relay	OSW12-RMW	115°, 1200SF	—	White
Power Base Adapter	OPB15-0DW	—	—	Off-White
Cosmetic Adapter	OPBCA-00W	—	—	Off-White
Protective Cage for Ceiling Mount Sensors	OSWCG-P0W	—	—	White

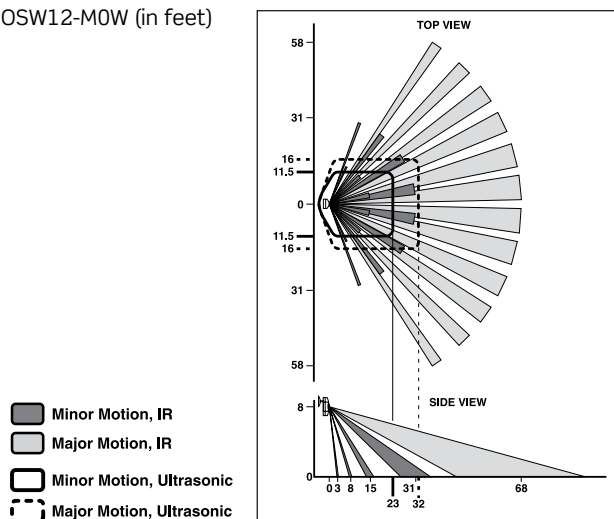
Note: Use low-voltage wiring to connect sensors to OPP20 or OSPxx Power Pack or OPB15 Power Base Adapter



OSW12-M0W  
Wall Mount

**Field of View for Low Voltage Multi-Technology Wall Mount Occupancy Sensors**

OSW12-M0W (in feet)


**Related Products**

Low-voltage wiring is used to connect Leviton Occupancy Sensors to Cat. No. OPP20 Super Duty Power Packs and OSP20 Power Packs, or OPB15 Power Base Adapter (purchased separately). **See pages N-26 to N-29 for more information.**

## SENSING CONTROL | Low Voltage Infrared Wall Mount

### Infrared Indoor Wall Mount Occupancy Sensors

Advanced PIR technology for highly accurate monitoring. All-digital self-adjusting technology provides an “install and forget” solution for automatic lighting control. Use with Leviton Power Pack.

#### Features and Benefits

- Self-adjusting settings continuously analyze and adjust for optimum performance
- Isolated relay supports HVAC or other Class 2 low voltage signals
- Supports both 24V AC/VDC power supplies
- Adjustable swivel neck rotates 80° vertically and 60° horizontally. Can be used for ceiling or wall mounting
- Ambient light override prevents lights from turning on when there is ample natural light
- Manual delayed-off-time settings of 30 seconds to 30 minutes
- Self-Adjusting delayed-off-time interval settings for 30 seconds to 30 minutes. Compensates for real-time occupancy patterns — preventing unnecessary on/off switching
- Non-volatile memory preserves all automatic and manual settings during power outages
- Fast, simple installation using 3 color-coded low-voltage wires and a single mounting post

#### Infrared Indoor Wall Mount Occupancy Sensors and Accessories for use with Leviton Power Pack or Power Base Adapter

Description	Cat. No.	Coverage	Color
Wall Mount PIR Wide-View Occupancy Sensor	OSWWW-IOW	115°, 2500SF	Off-White
Wall Mount PIR High-Bay Occupancy Sensor	OSWHB-IOW	55 ft. x 7 ft. wide @ 10 ft. high	Off-White
Wall Mount PIR Long-Range Occupancy Sensor	OSWLR-IOW	100 ft. x 14 ft. @ 10 ft. high	Off-White
Wall Mount PIR Wide-View Occupancy Sensor with Isolated Relay	OSWWV-RIW	115°, 2500SF	White
Wall Mount PIR High-Bay Occupancy Sensor with Isolated Relay	OSWHB-RIW	55 ft. x 7 ft. wide @ 30 ft. high	White
Wall Mount PIR Long-Range Occupancy Sensor with Isolated Relay	OSWLR-RIW	100 ft., 110° @ 10 ft. high	White
Power Base Adapter	OPB15-0DW	—	Off-White
Cosmetic Adapter	OPBCA-00W	—	Off-White
Protective Cage for Ceiling Mount Sensors	OSWCG-POW	—	White



OSWHB-IOW

Note: Use low-voltage wiring to connect sensors to OPP20 or OSPxx Power Pack or OPB15 Power Base Adapter

Continued on next page



#### Related Products

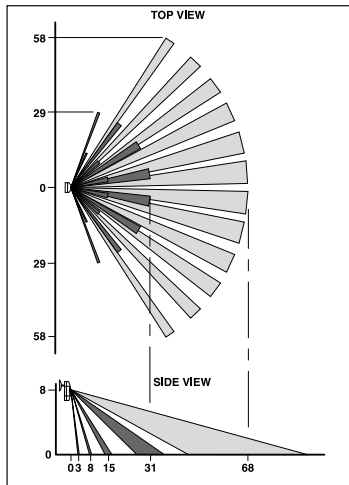
Low-voltage wiring is used to connect Leviton Occupancy Sensors to Cat. No. OPP20 Super Duty Power Packs and OSP20 Power Packs, or OPB15 Power Base Adapter (purchased separately). **See pages N-26 to N-29 for more information.**

Continued from previous page

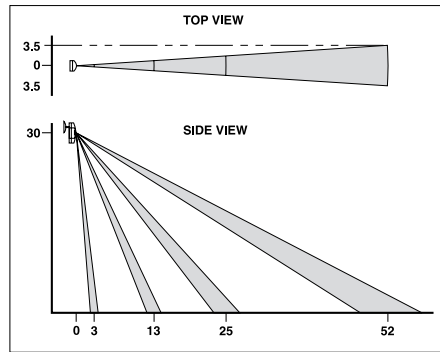
**Infrared Indoor Wall Mount Occupancy Sensors**

**Field of View for Low Voltage Wall Mount PIR Indoor Occupancy Sensors**

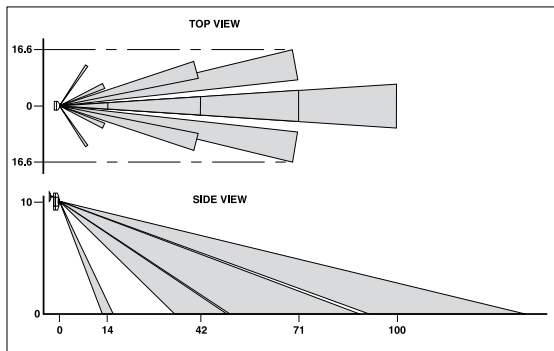
OSWWV Field of View (in feet)



OSWHB Field of View (in feet)



OSWLR Field of View (in feet)



- Minor Motion, IR
- Major Motion, IR

**SPOTLIGHT**

**Leviton California Title 24 Online Design Guide**

Take advantage of Leviton's California Title 24 Design Guide on your laptop or mobile device. This comprehensive online guide is searchable by recommended Leviton solution, code article or application. To register go to [title24.leviton.com](http://title24.leviton.com) or download the Leviton California Title 24 mobile app, go to [leviton.com/apps](http://leviton.com/apps)



## Power Packs and Power Base Adapter

Power packs provide power for occupancy sensors as well as load switching circuitry. A Leviton Power Pack is required with any low voltage occupancy sensor. Add-A-Relay units can be used to expand control capability.

### Features and Benefits

#### OPP20 Super Duty Power Pack

- Robust and reliable mechanically held 20A latching relay provides dependability and robust performance for all load types and provides power savings over electrically held relay power packs
- Industry exclusive fail-safe circuitry - in the event of product failure, Return-to-Closed capability causes relay to default to a closed position (ON) for safe operation and alleviates safety concerns
- Industry exclusive H.I.S. (High Inrush Stability) circuit designed to handle high inrush electronic ballast loads
- Submitted and passed for stringent testing
  - Tested over 1,500,000 loaded cycles
  - Passed NEMA 410 testing for electronic ballast current overload at 16A
  - UL/cUL 916 Listed for Energy Management Equipment
- Multiple compliance and regulatory UL and CSA testing - consult factory for details
- Output short circuit protection
- Optimal installation flexibility
  - Class 2 wires are Teflon coated for UL2043 Plenum Rated applications
  - Mounts inside or outside fluorescent ballast cavity
  - Mounts inside or outside junction box

#### OPP20-0D2

- Exclusive self-detect configurable local switch input - momentary or maintained
- Configurable for Auto-ON and Manual-ON occupancy sensor inputs
- Complies with CA Title 24

#### OPP20-RD3

- Auto-ON occupancy sensor input
- Photocell (switching only) ready

#### OPP20-RD4

- Exclusive self-detect configurable local switch input - momentary or maintained
- Configurable for Auto-ON and Manual-ON occupancy sensor inputs
- Photocell (switching only) ready
- Complies with CA Title 24

#### OSP20-RDH Power Pack

- Auto-ON and manual-ON inputs for occupancy sensors (OSP20-RDH)
- Hold-ON and Hold-OFF capabilities (OSP20-RDH)
- Switches incandescent, magnetic and electronic fluorescent, magnetic and electronic low voltage, and motor loads
- Compact size and light weight allows easy mounting through knockout in junction box (from either inside or outside the box) with a simple twist-on nut

Continued on next page



**SENSING CONTROL** | Power Packs and Power Base Adaptor

Continued from previous page

**Power Packs and Power Base Adaptor**

**Features and Benefits**

**Add-A-Relay**

- Expands power pack load capacity by functioning as a supplementary relay
- Provides ability to switch loads in different voltage systems
- Compatible with electronic ballasts
- Same compact size and mounting features as Power Pack
- Zero-crossing switching circuitry for outstanding durability

**Nipple Adaptor**

- Simplifies the connection of occupancy sensor to the low-voltage side of a power pack mounted inside a fluorescent ballast cavity
- 1/2" conduit lock nut included

**Commercial Grade Occupancy Sensor Power Packs**

Occupancy Sensor Power Packs					
Description	Cat. No.	Power Input*	Relay Rating	Control Input	Power Supply Output
Super Duty Power Pack with Auto-ON, Manual-ON, and Local Switch Inputs, CA Title 24	OPP20-0D2	120-230-277V AC, 50/60 Hz	20A, 2400W @ 120V — Resistive 20A, 2400W @ 120V — General Purpose 20A, 2400W @ 120V — Incandescent 20A, 2400W @ 120V — Fluorescent 20A, 5540W @ 277V — Resistive 20A, 5540W @ 277V — General Purpose 20A, 5540VA @ 277V — Fluorescent 16A, 4430VA @ 277V — Electronic Ballasts 1/2 HP @ 120V — Motor Load 2 HP @ 240/277V — Motor Load	2mA, 24V DC 225mA,	
Super Duty Power Pack with Auto-ON and Photocell Input	OPP20-RD3				
Super Duty Power Pack with Auto-ON, Manual-ON, Switch, and Photocell Input, CA Title 24. Suitable for general purpose plug load control.	OPP20-RD4				

\*Consult with factory for 208, 220, and 240V models

Continued on next page



OPP20

## SENSING CONTROL | Power Packs and Power Base Adaptor

Continued from previous page

### Commercial Grade Occupancy Sensor Power Packs

Occupancy Sensor Power Packs					
Description	Cat. No.	Power Input*	Relay Rating	Control Input	Power Supply Output
Power Pack with HVAC Relay with Auto-ON and Manual-ON Inputs for Occupancy Sensors	OSP20-RDH	120-230-277V AC, 50/60Hz	20A Incandescent @ 120V; 20A Fluorescent @ 120-230-277/347VAC; 1/2HP @ 120V, 2HP @ 240-277V; HVAC: 0.5A @ 120VAC, 1A @ 30VDC	5mA, 24VDC	225mA, 24VDC
Power Pack with HVAC Relay	OSP15-R30	347V AC, 60Hz	15A fluorescent @ 347V; 1HP @ 120V, 2HP @ 240V; HVAC: 0.5A @ 120V AC, 1A @ 30VDC		120mA, 24VDC
Add-A-Relay Unit with HVAC Relay	OSA20-R00	—	15A incandescent @ 120V, HVAC: 0.5A @ 125V AC, 1A @ 30VDC		—

\*Consult with factory for 208, 220, and 240V models



OSP20

### SPOTLIGHT

#### Leviton Energy Code Apps

ASHRAE 90.1 and Title 24 apps, gain easy access to a wealth of the lighting control code requirements on your mobile device. These valuable reference tools allow you to search by application, article language and recommended Leviton solutions. Get inspiration for designing energy code compliant applications by viewing diagrams and summaries of the requirements met for recommended solutions. Go to [leviton.com/apps](http://leviton.com/apps) for more information.



Title 24



ASHRAE

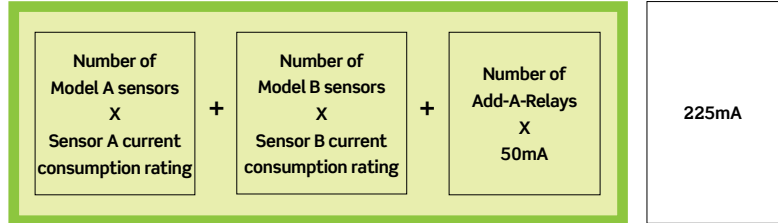
**SENSING CONTROL** | Power Packs and Power Base Adaptor

**Power Packs and Power Base Adaptor and Accessories**

**Power Pack Capacity Formula**

Leviton power packs can be used to provide power to one or more occupancy sensors. Since current consumptions of occupancy sensors may vary, the best way to ensure you order the correct number of power packs and Add-A-Relays is by using this formula:

Sensor	Current Consumption
OSC04-I, OSC15-I, OSWHB-I, OSWLR-I, OSWVW-I	10-15mA
OSC05-M, OSC05-U, OSW12-M	25mA
OSC10-M, OSC10-U	30mA
OSC20-M, OSC20-U	40mA
OSA20-R00 Add-A-Relay	50mA
ODCOP-S0W	10mA



**Self-Contained Power Base Adaptor**

Converts any Leviton low voltage ceiling or wall mount occupancy sensor to a self-contained, line voltage unit with 15A, 120/277V load capacity.

**Features and Benefits**

- Patent-pending design converts Leviton low voltage ceiling sensors to line voltage
- Ideal for both existing buildings with limited access to low-voltage wiring and new construction with line-voltage circuiting only
- Mounts easily in standard 2 1/8" deep x 4" octagon or 2 1/8" deep x 4" square electrical box with a 2-gang mud ring; flying leads provide fast line voltage connections
- Two-piece terminal block provides fast, easy low-voltage connections to the sensor
- Relay uses zero-crossing circuitry for enhanced reliability and long-life operation

**Power Base Adaptor\***

Description	Cat. No.	Power Input/Output	Rating	Color
Power Base Adaptor — Converts select Leviton low-voltage ceiling or wall mount occupancy sensor models to a self-contained line voltage unit	OPB15-0DW	Power Input: 120-230-277V AC, 50/60Hz Control Input: 24VDC, 5mA Power Output: 120V AC @15A incandescent; 277V AC @ 15A fluorescent; Motor: 120V AC 3/4HP, 277V AC 2HP Control Output: 24VDC, 40mA	15A	Off-White
Cosmetic Adaptor	OPBCA-00W	—	—	Off-White

Agency Listings & Code Compliance: NOM Certified.  
\*Available in Off-White only.  
Consult with factory for 208, 220, 230 and 240V models.  
Note: Converts OSCxx-I, OSCxx-M and OSCxx-U. Does not convert OSCxx-R



OPB15-0DW (Occupancy Sensor not included)

## SENSING CONTROL | Outdoor Motion Sensors

### Outdoor Motion Sensors

Passive Infrared (PIR) outdoor motion sensors provide outstanding value in security lighting, as well as convenience, safety and energy savings for a wide range of commercial and residential applications.

#### Features and Benefits

##### Professional Series

- Adjustable sensitivity and immunity to RFI signals reduces false triggers
- Ambient light override prevents lights from turning on when there is ample natural light
- Surge suppression minimizes likelihood of damage due to electrical surges
- Temperature compensation feature ensures uniform performance in extreme hot or cold weather and during temperature fluctuations

##### Residential Series

- Ideal for a wide range of residential settings including backyards, garages, entranceways, porches, swimming pool areas, doorways, and private docks
- Adjustable sensitivity reduces false triggers

##### Both Series

- Sensor neck adjustment allows accurate monitoring: 110° vertical, 180° horizontal, 110° rotational
- With or without dual floodlight lampholder
- Adjustable delayed-off-time settings from 20 seconds (for test mode) to 15 minutes
- Provides automatic, test and continuous modes. Test mode simulates automatic operation with short delayed-off-time for easy adjustments. Continuous mode enables manual override for constant “lights ON” operation (when used with standard on/off switch)

#### Commercial Grade Outdoor Motion Sensors

Description	Cat. No.	Rating	Coverage	Color
Outdoor PIR Motion Sensor	PS200-10W	Incandescent: 1000W @ 120V	200°	White
Outdoor PIR Motion Sensor with Dual Floodlight Lampholder	PS200-1FW	Fluorescent/Inductive: 500VA @ 120V. For 60Hz AC only		
Outdoor PIR Motion Sensor	PS110-10W		110°	
Outdoor PIR Motion Sensor with Dual Floodlight Lampholder	PS110-1FW			
Outdoor PIR Motion Sensor	PS200-70W	220-277V AC, 50/60Hz. 10A incandescent, 5A ballasts	200°	
Outdoor PIR Motion Sensor with Dual Floodlight Lampholder	PS200-7FW			
Outdoor PIR Motion Sensor	PS200-40W	220-240V AC, 50/60Hz. 10A incandescent, 5A ballasts		
Outdoor PIR Motion Sensor with Dual Floodlight Lampholder	PS200-4FW			
Outdoor PIR Motion Sensor	PS110-70W	220-277V AC, 50/60Hz. 10A incandescent, 5A ballasts	110°	
Outdoor PIR Motion Sensor with Dual Floodlight Lampholder	PS110-7FW			

Continued on next page



PS200-10W



PS110-10W

**SENSING CONTROL | Outdoor Motion Sensors**

Continued from previous page

**Outdoor Motion Sensors**
**Commercial Grade Outdoor Motion Sensors**

Description	Cat. No.	Rating	Coverage	Color
Outdoor PIR Motion Sensor	PS110-40W	220-240V AC, 50/60Hz. 10A incandescent, 5A ballasts	110°	White
Outdoor PIR Motion Sensor with Dual Floodlight Lampholder	PS110-4FW	220-240V AC, 50/60Hz. 10A incandescent, 5A ballasts		

**Residential Grade Outdoor Motion Sensors**

Description	Cat. No.	Rating	Coverage	Color
Outdoor PIR Motion Sensor	RS110-10W	Incandescent: 500W @ 120V. For 60Hz only.	110°	White
Outdoor PIR Motion Sensor with Dual Floodlight Lampholder	RS110-1FW	Incandescent: 500W @ 120V. For 60Hz only.		



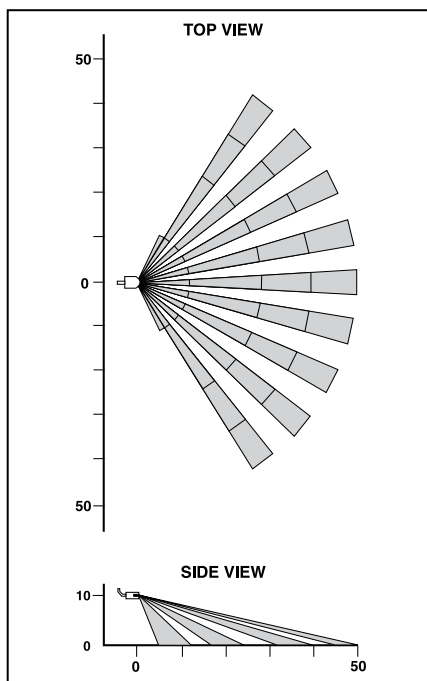
RS110-10W



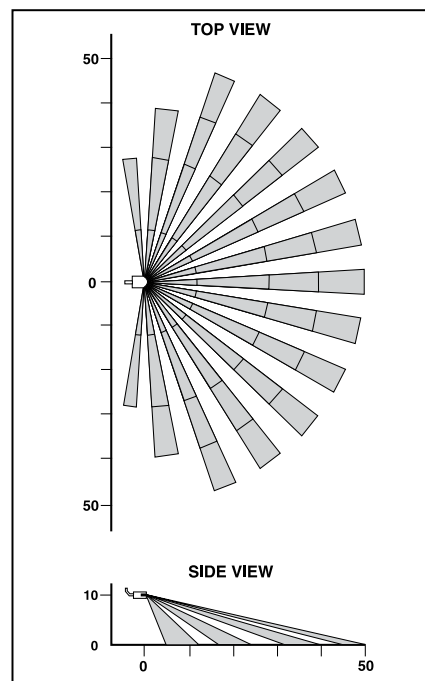
RS110-1FW

**Field of View for Outdoor Motion Sensors**

PS110/RS110 (in feet)



PS200 (in feet)



## SENSING CONTROL | Photocells

### Photocells

Leviton's Photocell sensors precisely monitor either task or ambient light levels. As part of a Leviton energy management system, photocells work with other components in the system to automatically adjust light levels to a user-defined level. Photocells are most suitable for installation in rooms with windows and open spaces receiving substantial ambient light. Photocells must be hardwired to a compatible Leviton lighting control system. The photocell measures ambient light in a specific area and sends this data to a dimmer or relay that, in turn, adjusts fixtures to a constant lighting level as measured in that specific area. Daylight Harvesting is achieved as lights in a room (with windows or significant, artificial ambient light) automatically brighten or dim depending on how much light the photocell detects.

#### Daylight Harvesting

With Daylight Harvesting, ambient (often natural) light supplements in-room, artificial light in order to keep a constant lighting level while saving energy. This constant level is programmed into a compatible control device. Once hardwired to the photocell, the dimmer or relay will receive the photocell's real-time light measurement and maintain a steady level within the photocell's area of detection.

#### Features and Benefits

- Indoor photocells are designed with a flat Fresnel lens that looks downward in a 60° cone of reference to measure actual light on the work surface, reducing the influence of stray light striking the photocell from nearby windows or incidental side lighting
- Outdoor photocells are IP54 rated to guarantee ultimate protection from dirt, dust, oil, and other non-corrosive material
- Measures light from any source in the visible spectrum within a 60° cone or 180° angle of response depending on the model
- Constant lighting at the optimal level for greater visual comfort and acuity, which contributes to improved productivity
- Provides convenient, automatic hands-free daylight harvesting when integrated with Leviton lighting control products
- Lowers electric bills by reducing usage of lighting where ambient natural light is also present
- Lumen maintenance opportunity compatible

#### Photocells

Description	Cat. No.	Lens	Sensing Range	Color
Photocell	<a href="#">ODCOP-00W</a>	Clear	1-1600fc	White
Switching Photocell	<a href="#">ODCOP-S0W</a>	Clear	1-1600fc	White
Dimming Photocell	<a href="#">ODCOP-D0W</a>	Clear	1-1600fc	White
Line Voltage Photocell	<a href="#">PCCxD-00W</a>	Clear	1-1600fc	White
Line Voltage Photocell	<a href="#">PCCxS-00W</a>	Clear	1-1600fc	White
Line Voltage Photocell	<a href="#">PCCSD-00W</a>	Clear	1-1600fc	White
Indoor Photocell	<a href="#">PCIND-000</a>	Fresnel	75-800fc	White
Indoor Photocell	<a href="#">PCIND-0SV</a>	Diffuse	3, 30, 300 or 600fc	White
Outdoor Photocell	<a href="#">PCOUT-000</a>	Clear Hood	50-750fc	White
Outdoor Photocell	<a href="#">PCOUT-0SV</a>	Diffuse	3, 30, 300 or 600fc	White
Atrium Photocell	<a href="#">PCATR-000</a>	Dome/Frost	215-2690fc	White
Skylight Photocell	<a href="#">PCSKY-000</a>	Dome/Frost	1,076-8,072 fc	White



ODCOP-00W

## Room Control

### LevNet RF™ Energy Harvesting Wireless Solutions

LevNet RF™ is Leviton's family of energy harvesting radio frequency products based on EnOcean's technology. EnOcean-based products, including the LevNet RF™ products, have three common features. They are:

- **Energy Harvesting Technology**
- **Wireless (Radio Frequency)**
- **Interoperable within an RF-Based Network**

Energy harvesting technology allows LevNet RF™ transmitters (i.e., occupancy sensors and switches), to operate indefinitely without external power or batteries. Self-powered transmitters receive power from the motion of a switch actuation, light on a solar cell or temperature differentials in the environment for a true zero-maintenance energy harvesting device. Operating in the 902 MHz band provides minimal competing traffic and greater transmission range than other technologies. With no additional or new wiring required, LevNet RF™ delivers easy-to-install energy harvesting lighting controls with little to no interruption to a customer's operations and without damage to the customer's property.

#### Product Overview

There are two main types of LevNet RF™ products:

- A TRANSMITTER, such as a switch, generates a wireless RF control signal (e.g., "ACTUATE RELAY"). All transmitters are self-powered products that can be located anywhere and send transmission signals. Transmitters are available in occupancy sensor, control extender, Decora® rocker station, and handheld remote varieties.
- A RECEIVER receives a control signal from a transmitter and performs the appropriate action (e.g., activate or deactivate the relay). All receivers are connected to a power source and a load that the receiver operates when the RF signal is received. Receivers are available in Decora® rocker, wall switch, relay power pack, receptacle, and area and fixture controller varieties.

#### Features and Benefits

- Easy to install for new construction and retrofit applications, requiring minimal labor disruption to operations
- Requires no new wiring and installs in ¼ the time of hardwired sensors, translating into faster turnaround and reduced costs
- With no batteries to replace and no maintenance to perform, plus annual energy savings and rebates that can total up to 80% in reduced costs, LevNet RF™ revolutionizes efficiency and savings
- Lowest power consumption of any RF device with less than one Watt per device used annually, saving approximately 70% over other RF devices
- LevNet RF™ is the only energy harvesting wireless solution that fulfills LEED requirements to earn LEED points for both wireless control and no battery
- Operation at 902 MHz band reduces interference and increases transmission range
- Range: 50 to 150 feet
- FCC Certified for Wireless Communication (U.S.), I.C. Certified (Canada)
- Backed by a limited 5-year warranty

NAFTA and Made in USA models available — visit [www.leviton.com/NAFTA](http://www.leviton.com/NAFTA) or [www.leviton.com/USA](http://www.leviton.com/USA)  
 Visit [www.leviton.com/levnetrf](http://www.leviton.com/levnetrf) for more information

## ROOM CONTROL | LevNet RF™ System Selection

### LevNet RF™ Energy Harvesting Wireless System

#### Basic System Selection

**STEP 1** Determine Which LOADS You Want to Control: Lighting, HVAC, Lamp, TV, etc.

**STEP 2** Pick the Appropriate RF RECEIVER

LevNet RF™ Wireless/  
Wired-In Receivers



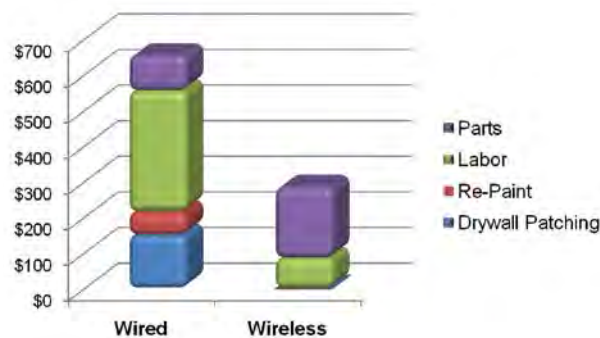
**STEP 3** Pick the Appropriate Energy Harvesting Wireless RF Transmitter (Sensor or Switch)

LevNet RF™ Sensor  
or Switch



**Tip** A good way to visualize your wireless system is to imagine that the “wires” connecting each device are invisible wires or “unique addresses.”

#### Wired vs. Wireless Cost



\*Installation time per device: 45-50 minutes for hardwired vs. 10-15 minutes for wireless devices



**LevNet RF™ Receivers**
**Advanced Wall Switch Receivers with Color Change Kit**

	Neutral Model	Non-Neutral Model
<b>Cat. No.</b>	<b>WSS20-N9N</b>	<b>WSS20-G9N</b>
Description	Use for larger rooms with multiple loads. Pairing for rocker, momentary and toggle	
Input Voltage	120-230-277V AC	
Power Consumption	120V < 1/2 Watt; 277V < 2/3 Watt	
Memory	Stores up to 20 Transmitter IDs	
Button Pairing Modes	Rocker, Momentary and Toggle	
Vacancy Confirmation	30 seconds	
Mode	Presentation/Viewing	
Time Delay	2 min (test), 10, 20, 30 min	
Load Rating	General Duty: 10A LED: 400W 120V Incandescent: 800W @ 120V Fluorescent Ballasts: 1200VA @ 120V Fluorescent Ballasts: 2700VA @ 277V Motor: 1/4 HP Load @ 120V	LED: 400W 120V Incandescent: 800W @ 120V Fluorescent Ballasts: 1200VA @ 120V Motor: 1/4 HP Load @ 120V 25W minimum load required (reduce range by 15')
Additional Listings	ETL/C-ETL: UL508, Title 24 Compliant, CAN/CSA C22.2 #14	

Color Change Kit ships with White, Ivory and Light Almond faceplates




WSS20

**Coordinating Faceplates for LevNet Wall Switch Receivers**

Cat. No.	Color	Quantity
WSSCC-00G	Gray	25 per package
WSSCC-00E	Black	25 per package

**SPOTLIGHT**
**LevNet RF™**

For more information on our wireless self-powered solutions, including technical reference, LEED credits, programming videos, and software downloads go to [www.leviton.com/levnetrf](http://www.leviton.com/levnetrf)



## ROOM CONTROL | LevNet RF™ Receivers

### LevNet RF™ Receivers

Relay Receivers			
	Fixture Controller	Area Controller	Relay Power Pack
<b>Cat. No.</b>	<b>WSD05-9D0</b>	<b>WSD20-9D0</b>	<b>WSP20-9D0</b>
Power Supply Input	120-277V AC, 50/60Hz	120-277V AC, 50/60Hz	100-277V AC, 50/60Hz
Max Loads	Metal Halide Sodium Vapor Induction Fluorescent LED Other 20 Amps all loads 0-10V sink 100mA 0-10V Source 1mA	Metal Halide Sodium Vapor Induction Fluorescent LED Other 3 Amps all loads 0-10V sink 100mA 0-10V Source 1mA	Metal Halide Sodium Vapor Induction Fluorescent LED Other 20 Amps all loads 1 HP Motor Loads
Memory	Stores up to 20 Transmitter IDs	Stores up to 20 Transmitter IDs	Stores up to 20 Transmitter IDs
Output Channels	1 — Latching Form A Relay, Selectable N.O. or N.C. power up state 1 — 0-10V output signal 1 — 12VDC output (WSD20-9D0 only)	1 — Latching Form A Relay, Selectable N.O. or N.C. power up state 1 — 0-10V output signal 1 — 12VDC output (WSD20-9D0 only)	1 — Latching Form A Relay, Selectable N.O. or N.C.
Time Delay	15 min		
Additional Listings	UL 60730 and UL 2043 C-ETL: CSA C22.2 #1405		

RF Receptacle		
Receptacle for Wireless Plug Load Control		
<b>Cat. No.</b>	<b>WSG15-S9W</b>	<b>WSG5-D9W</b>
Power Supply	125V AC, 60Hz, 15A	
Power Consumption	120V AC @10mA AC (320mW typical)	
Switched Side: Max Loads/ Contact Ratings	General Use/Resistive: 15A, Incandescent: 1800W, Inductive: 1800VA, 1/2HP, 120V AC	
Controlled	Single (Top)	Dual
Additional Listings	CA Title 24 Compliant, ASHRAE Standard 90.1 2010 Compliant, TR Receptacle	

Note: Comes packaged with five color faceplates: White, Ivory, and Light Almond



WSD20



WSG15-D9W

**LevNet RF™ Transmitters**

Sensors		
	Ceiling Mount Occupancy Sensors	Wall Mount Occupancy Sensors
<b>Cat. No.</b>	<b>WSC12-M9N</b>	<b>WSWDR-H9W</b>
Coverage	1200SF	1600SF
Power Consumption	Zero	Zero
Photocell	—	—
Transmission	60 seconds (+/- 10 sec)	30 minutes @ 0.5FC (5 LUX); 15 minutes @ 1.0FC (10 LUX); 30 seconds @ 20FC (200 LUX)
Minimum Light Required	FC (50 LUX)	1.5FC (15 LUX)
Minimum Charge Time to Begin Operation	1 minute @ 20FC (200 LUX)	1 minute @ 1.5FC (15 LUX); 5 seconds @ 20FC (200 LUX)
Maintain Charge Time	3 hours per 24 hours @ 20FC (200 LUX)	3 hours per 24 hours @ 20FC (200 LUX)
Operating Life at Full Charge	80 hours	48 hours
Additional Listings	CA Title 24 Compliant, FCC Certified for Wireless Communication (U.S.), I.C. Certified (Canada)	



WSC12-M9N



WSWDR

Wall Stations — Controls Virtually Any On/Off Device			
	Single/Dual Rocker Decora™ Wall Stations*		Handheld 4-Button Remote
<b>Cat. No.</b>	<b>WSS0S-S9x</b>	<b>WSS0S-D9x</b>	<b>WSS0S-R0W</b>
Buttons	2 Buttons (1 Rocker)	4 Buttons (2 Rockers)	4 Buttons (2 Rockers)
Card Slot	—		
Output Channels	Only limited by number of Receivers in range		
Addressing	Factory set unique ID (1 of 4 billion)		

\*Available in White (-W), Ivory (-I), Light Almond (-T), Gray (-G) and Ebony (-E).

Note: Wall Stations are both switches and dimmers depending on the receiver they are paired to — see Wall Stations Data Sheet on Leviton.com/levnetrf for details

Continued on next page



WSS0S-D9x



WSS0S-R0W

## ROOM CONTROL | LevNet RF™ Transmitters | Key Card Switches

Continued from previous page

### LevNet RF™ Transmitters

Control Extender	
Communicates with Receivers	
<b>Cat. No.</b>	<b>WSTLT-9D0</b>
Power Supply Input	100-277VAC, 50/60 Hz
Addressing	Factory set unique ID (1 of 4 billion)
Additional Listings	UL 60730 (Safety), UL 2043 (Plenum), CSA C22.2#14-05 (Safety), CE-IEC 60730, CA Title 24 Compliant



WSTLT

## Hospitality Key Card Switches

Leviton key card switches are designed to provide energy savings for the hospitality industry by ensuring that no devices are left on when the room is not in use. These switches control electrical circuits by simply inserting or removing the guest's access card into the device. Both line voltage and low voltage switches are available for application flexibility.

### Features and Benefits

- Functions as dependable vacancy sensor when guest leaves and removes card
- Reduce energy costs by ensuring circuits are ON only during occupancy (when keycard is in switch)
- Attractive low profile design with color change kit to meet the most common room designs or décor
- LED lighting illuminates the card slot for easy location in a dark room
- High Inrush Stability (H.I.S. Technology)
  - Zero crossing circuitry optimizes relay operation for reliable, long-life operation
  - Robust mechanical latching relay is durable for all load types
- No neutral model (HKS WP-GDX) is specially designed for retrofit applications where neutral wires are not available
- Low voltage model is compatible with applications utilizing building automation systems, energy management systems, and lighting control panels
- Fully rated to protect the entire circuit with UL Listing and 20A relay

### Hospitality Key Card Switches

Cat. No.	Description
HKS WP-0DX*	Hospitality Key Card switch with color change kit, 120-277V
HKS WP-GDX*	Hospitality Key Card switch with color change kit, 120-277V, no neutral
HKS WP-0LX*	Hospitality Key Card switch with color change kit, 24V
HKS WP-00G*	Faceplate, Gray, 25 pack
HKS WP-00E*	Faceplate, Ebony, 25 pack

\*All HKS WP models ship with the Color Change kit — includes a White, Ivory and Light Almond faceplate



HKS WP

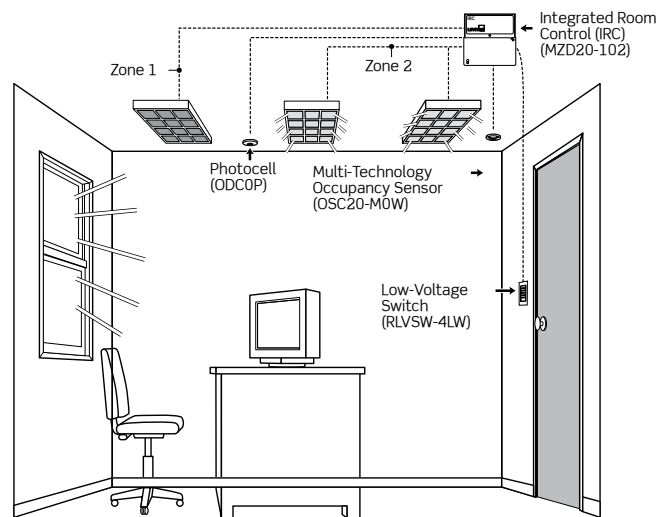
## Integrated Room Control (IRC) Daylight Management System

The Leviton Integrated Room Control (IRC) combines single room occupancy sensing, daylight harvesting, 0-10V dimming, Partial ON, Partial OFF and demand response capabilities into a single, easily installed package. IRC features several methods of Ladderless Commissioning™ for install-and-forget convenience. The performance, features and capabilities of the IRC product provide a simple and cost-effective stand-alone energy management solution to maximize energy efficiency and meet energy code mandates for virtually any commercial room control application.

### Features and Benefits

- Stand-alone, simplified daylight harvesting with full range dimming
- Demand response capabilities
- 2- or 3-zone control for LED lighting
- Kitted with factory configured sensor, photocell and 4-button switch
- 4-button switch available with ON, Bright, Dim and ON/OFF buttons with optional engraving
- 2 entry stations for individual manual zone control included with 2 zone, 2 relay kit (RCD20-102)
- CA Title 24 2013 Stairwell Application Control
- Provides plug load control when paired with OPP20 Super Duty Power Pack
- Cost-effective energy code compliance
- Ladderless Commissioning provides install-and-forget convenience
- Convenient occupancy sensor and photocell integration
- Autocal automatic photocell target level calibration
- Accepts external time clock input to provide an OFF Sweep Function or modify the partial OFF function
- Simplified integration with emergency systems
- Controls maximum lighting output for additional energy savings potential and Task Tuning
- Daylight switching, full range 0-10V dimming
- Partial ON control for initial light level in either manual switch or occupancy sensor auto modes
- Partial OFF control for minimum continuous light level
- Adjustable minimum light level shut off value
- Emergency input drives auxiliary zones to full

### Typical IRC Installation



### SPOTLIGHT

#### Leviton ASHRAE Standard 90.1 2010 Resources

Take advantage of Leviton's wealth of information and tools relating to ASHRAE Standard 90.1 2010. Gain access to code, product, and application information; download the latest design guides as well as the Leviton ASHRAE app. Find it all by going to [leviton.com/ashrae](http://leviton.com/ashrae)



## INTEGRATED ROOM CONTROL (IRC) | Daylight Management System

### Integrated Room Control (IRC) Load Ratings

- 20A per relay, 120/277V
- 15A per relay, 347V
- Fluorescent, non-dimmed and 0-10V dimmed
- 0-10VDC LED drivers
- 120mA power output for operation of occupancy sensors, etc.

#### ROOM-IN-A-BOX KITS — Order a Complete System with One Part Number

Cat. No.	Description
RCD20-102	IRC Dimming Room Control Kit, includes Low Voltage devices; 2-Zone Room Controller w/ (2) 0-10V outputs and (2) 120/277V relays, M/T Occupancy Sensor (OSC20-M0W), 4-Button Switch (RLVSW-4LW), Photocell (ODCOP-00W), 120/277VAC, 50/60Hz
RCD30-101	IRC Dimming Room Control Kit, includes Low Voltage devices; 3-Zone Room Controller w/ (3) 0-10V outputs and (1) 120/277V relay, M/T Occupancy Sensor (OSC20-M0W), 4-Button Switch (RLVSW-4LW), Photocell (ODCOP-00W), 120/277VAC, 50/60Hz
RCD20-C02	IRC Dimming Room Control Kit, includes Low Voltage devices; 2-Zone Room Controller w/ (2) 0-10V outputs and (2) 347V relays, M/T Occupancy Sensor (OSC20-M0W), 4-Button Switch (RLVSW-4LW), Photocell (ODCOP-00W), 347VAC Canadian model, 50/60Hz
RCD30-C01	IRC Dimming Room Control Kit, includes Low Voltage devices; 3-Zone Room Controller w/ (3) 0-10V outputs and (1) 347V relay, M/T Occupancy Sensor (OSC20-M0W), 4-Button Switch (RLVSW-4LW), Photocell (ODCOP-00W), 347VAC Canadian model, 50/60Hz



IRC

#### Individual IRC for Kits

Cat. No.	Description
MZD20-102	IRC Dimming Version, 2 zone, 2 relay, 120V or 277VAC
MZD30-101	IRC Dimming Version, 3 zone, 1 relay, 120V or 277VAC
MZD20-C02	IRC Dimming Version, 2 zone, 2 relay, 347VAC
MZD30-C01	IRC Dimming Version, 3 zone, 1 relay, 347VAC

### Integrated Room Control (IRC) Lighting Controller

The Integrated Room Control (IRC) Lighting Controller is a Decora® device for controlling non-dimmable and dimmable luminaires connected to the IRC Controller. The IRC Lighting Controller provides a unique control station with multi-function capabilities available in a 4-button or simple 2-button configuration.

#### IRC Controller

Cat. No.	Description
RLVSW-4LW	4-button dimming ON/OFF controller for use with IRC System
RLVSW-2LW	2-button ON, Raise, Lower, OFF controller for use with IRC System
RLVSW-1LW	1-button ON/OFF controller for use with IRC System
RDGSW-4EX*	Color Change Kits
RDGSW-4FX*	Engraved Color Change Kits



IRC Controller

\*Replace X to indicate color: White (W), Ivory (I), Light Almond (T), Gray (G), Black (E) and Red (R)

N

Energy Management

**EZ-MAX® PLUS RELAY CONTROL PANELS**


**Centralized Control**

**EZ-MAX® PLUS Relay Control Panels**

EZ-MAX® Plus relay lighting control panels pack power and performance in compact and cost-effective 8-circuit and 24-circuit models. EZ-MAX® Plus is the ideal solution for smaller, stand-alone applications that do not require field configuration or advanced networking features.

Programming is easy with the EZ-MAX® Plus with a large LCD screen on the panel or an off-line editor. EZ-MAX® Plus includes standard programming configurations for occupancy sensors and photocells as well as a built-in astronomical time clock (ATC) with 101 major city and states programmed into the system.

**R08BD**



NEMA Type 1 enclosure with removable door

Modular connectors for wiring outside cabinet

Keyed Lock

Keypad with LCD and oversized buttons eases programming

Multi-voltage power supply\* 120/277/347V

\*Foreign: 230V ±15%

Revolutionary Z-MAX relay circuit provides unmatched durability

Contractor-friendly oversized lugs accept #8 - #16 AWG wire



Energy Management

Continued on next page

## CENTRALIZED CONTROL | EZ-MAX®

Continued from previous page

### EZ-MAX® Plus Relay Control Panels

#### Features and Benefits

- Large, bright LCD screen with oversized buttons for easy programming
- Easy standard programming configuration:
  - Occupancy sensors: manual-ON or auto-ON applications
  - Photocells: interior or exterior application modes
  - Photocell light level trip points: ON or OFF
- Built-in astronomical time clock and scheduler
  - 101 major cities and states programmed for easy astronomical setup
  - Sunrise/sunset time clock events
- Auto detection/auto assign of installed network switches
- Enable/disable of low voltage and digital input devices minimizes power consumption
- Clearly labeled access points allow installer to locate optimum knock-out locations
- UL and cUL Listed Industrial Control Equipment and Emergency Lighting Equipment for 120V, 277V and 347V Panels
- ASHRAE 90.1 compliant for 120V, 277V and 347V panels
- CA Title 24 compliant for 120V, 277V and 347V panels
- Rated for 100% load capacity
- Backed by a limited 10-year warranty on relays and a limited 2-year warranty on panels

#### EZ-MAX® Plus Relay Control Panels

Cat. No.	Description
R08BD-000	EZ-MAX® Plus 8 Panel, 120V, 277V, and 347V, No Relays
R08BD-L04	EZ-MAX® Plus 8 Panel, 120V, 277V, and 347V, (4) 30A (NO/NC) Relays
R08BD-L08	EZ-MAX® Plus 8 Panel, 120V, 277V, and 347V, (8) 2-Pole (NO) Relays
R24BD-000	EZ-MAX® Plus 24 Panel, 120V, 277V, and 347V, No Relays
R24BD-L16	EZ-MAX® Plus 24 Panel, 120V, 277V, and 347V, (16) 30A (NO/NC) Relays
R24BD-L24	EZ-MAX® Plus 24 Panel, 120V, 277V, and 347V, (24) 30A (NO/NC) Relays
R24BD-216	EZ-MAX® Plus 16 Panel, 120V, 277V, and 347V, (16) 2-Pole (NO) Relays
R24BD-224	EZ-MAX® Plus 24 Panel, 120V, 277V, and 347V, (24) 2-Pole (NO) Relays
R08BF-000	EZ-MAX® Plus 8 Panel, 230V, No Relays
R08BF-L08	EZ-MAX® Plus 8 Panel, 230V, (8) 30A (NO/NC) Relays
R08BF-208	EZ-MAX® Plus 8 Panel, 230V, (8) 2-Pole (NO) Relays
R24BF-000	EZ-MAX® Plus 24 Panel, 230V, No Relays



R088D

Visit [www.leviton.com/ezmaxplus](http://www.leviton.com/ezmaxplus) for more information

### SPOTLIGHT

#### Leviton California Title 24 Online Design Guide

Take advantage of Leviton's California Title 24 Design Guide on your laptop or mobile device. This comprehensive online guide is searchable by recommended Leviton solution, code article or application. To register go to [title24.leviton.com](http://title24.leviton.com) or download the Leviton California Title 24 mobile app, go to [leviton.com/apps](http://leviton.com/apps)





## EZ-MAX® Plus Relay Cards

EZ-MAX® Plus Panels use individual relay cards for each circuit allowing for the most flexibility in matching the relay type to your specific load requirements. The benefit of a single relay card for a single circuit is that it allows an infinite arrangement of relay types to position in your system and supports individual replacement should the need ever occur.

### Features and Benefits

- For maximum equipment protection, standard 30A relay card has a Short Circuit Current Rating (SCCR) of 20,000A
- Relay cards individually replaceable
- Mechanical attachment to panel of each relay card is with a single screw
- Listed for use with ballasted loads
- From the panel, each relay card can be controlled as follows:
  - Override ON
  - Override OFF
  - Locked Override ON
  - Locked Override OFF
  - Timed ON
  - Timed Override OFF
- Backed by a limited 10-year warranty on relays

### Relay Cards

Cat. No.	Description
RELAY-L30	1-Pole N/O or N/C Relay Card with Manual Override, 30A, 120-277V, 347V, 20A Ballast
RELAY-2PL	2-Pole, N/O Relay Card, 20A, 208-480V
RELAY-347	347V N/O Relay Card, 20A, 347V



RELAY-L30

### Accessories

Cat. No.	Description
RAC00-2SB	Low-Voltage Switch Adaptor, reduces required wire count of GE style switch by 1. (installed at the switch itself, cabinet has terminations for ON/OFF/LED/+1/com)
OOLVS-xxW*	Button, Low Voltage Switch, White
ZMDSW-xxW*	Button, Digital Switch, White
PCOUT-000	Outdoor Photocell, 0-10V, 50-750FC
PCIND-000	Indoor Photocell, 0-10V, 50-750FC
PCATR-000	Atrium Photocell, 0-10V, 200-2500FC
PCSKY-000	Skylight Photocell, 0-10V, 1000-7500FC

\*x = 01, 02, 04, 05, 06, 08 or 10 button switch

## CENTRALIZED CONTROL | GreenMAX®

### GreenMAX® Relay Control Panels

#### Smart Lighting Control

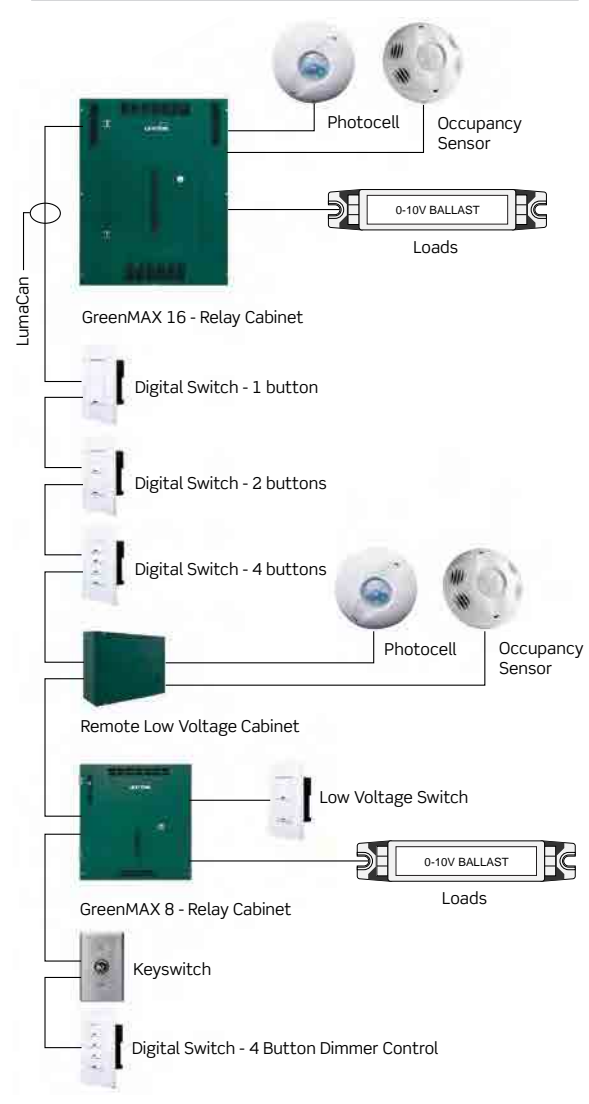
Designed for the contractor, specifier and end user, GreenMAX® Relay Control Panels offer the best performance, reliability, flexibility and energy savings of any relay control available. GreenMAX® easily integrates lighting control strategies that include switching, dimming, pulse control, behavior controls, scheduling, occupancy sensing and daylight harvesting.

#### Features and Benefits

- Scalable solution offers future expansion opportunities
- Easy energy code compliance and LEED point eligibility
- California Title 24 2013 code compliance, including demand response
- ASHRAE Standard 90.1 2010 compliance
- Eligible for LEED certification points
- Highest Short Circuit Current Rating (SCCR) of 25,000A at 277V AC for maximum equipment reliability
- Robust latching Relay Modules are rated 30A general fluorescent ballast and 20A electronic ballast in 1-pole and 2-pole configurations with the same footprint, available with or without the Return to Closed (RTC) functionality
- 0-10V dimming control with dimming and switching relay modules
- 0-10V and timed control using Leviton's exclusive behavioral design — use with low voltage sensors, photocells and switches
- Daylight harvesting capabilities
  - Dimming
  - Switching
  - Open Loop
  - Closed Loop
- Programming and monitoring of the system is conveniently done with a portable Handheld Display Unit (HDU) and simplified Behavior settings in the space being controlled rather than from the electrical room
- Modular system was designed to ship the empty cabinet enclosure, complete with doors and covers, to the job site to make installation of the cabinet and conduits easier
- Supports native network communication protocols — BACnet/IP, Ethernet, and LumaCAN — to simplify configuration and ensure start-up simplicity
- Accommodates low voltage inputs such as occupancy sensors, photocells, contact closures, and switches
- Wiring area covers and isolation barriers conceal the circuit wiring and provide maximum arc flash protection when installed allowing work to be done with power on without chance of exposure to high voltage — no Arc Flash Suit needed
- Custom engraving available on digital switches and wall plates
- Relay pulse control provides control of large mechanical contactors

Visit [www.leviton.com/greenmax](http://www.leviton.com/greenmax) for more information

#### GreenMAX® Relay Control Panel System

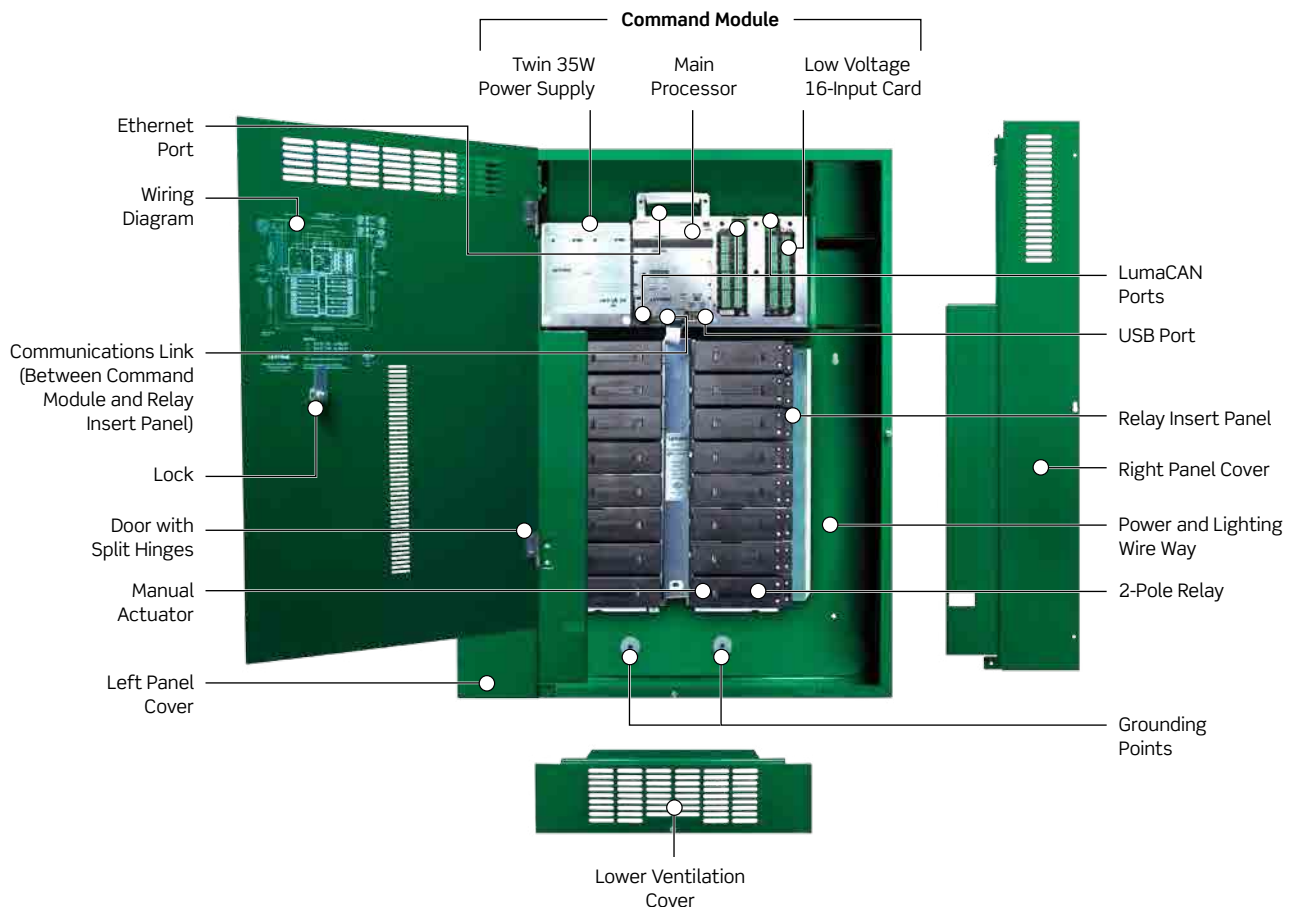


### GreenMAX® Innovation System

#### Features and Benefits

- Industry leading 25,000A Short Circuit Rating (SCCR) at 277 V AC withstands circuit faults for increased safety
- Native communications network protocols — BACnet IP, Ethernet and LumaCAN — are built into each Command Module to offer unparalleled connectivity; no additional parts or adapters are needed to communicate with other products utilizing these protocols
- CA Title 24 2013 Compliant and Listed
- Meets ASHRAE 90.1 requirements
- Meets California Energy Commission demand response requirements
- Modular system includes separate empty Cabinet enclosures, Command Modules and Relay Insert Panels to minimize handling and subsequent damage during the installation process
- Easy updates — loading firmware is automated and only requires plugging in a flash memory card and pressing a button
- System can be connected via Ethernet or LumaCAN networks
- All network connections are made with RJ45 connectors and cabling is standard CAT6
- Low Voltage Remote Input Card can be combined with LevNet RF™ Self-Powered Wireless Solutions to create a wireless hybrid system of inputs
- All programming and configurations are stored on a MicroSD memory card, which eliminates the need for non-volatile memory
- BMS interface through BACnet I/P

#### GreenMAX® Innovative System



## CENTRALIZED CONTROL | GreenMAX® Relay Cabinets and Modules

### GreenMAX® Relay Cabinets

#### Features and Benefits

- GreenMAX system connects together with Cat6 cable and RJ45 connectors; power is provided to devices over this network running the LumaCAN protocol
- Empty cabinet enclosures ship separately from electronic components — Command Module and Relay Insert Panel — making the cabinets lighter and easier to handle and requiring less effort to install
- Empty cabinet also provides unobstructed access to conduit entry points and reduces the risk of damaging electronics
- Relay cabinets can hold 8, 16, 32 and 48 relays — each with unlimited and flexible configuration capabilities (the 0-10 VDC dimming and switching relay models can be installed in any available relay slot)
- Increased arc flash protection — the cabinet door opens to expose only the low voltage area of the cabinet
- Remote Low Voltage Panels allow the connection points of the low voltage wiring enclosure to be installed closer to the devices it serves, reducing wiring and labor costs and making commissioning or troubleshooting easier
- Takes only eight screws to assemble the internal Relay Insert Panels and Command Module of a 48-Relay GreenMAX® cabinet
- A single relay or group of relays can be separated by sliding an isolation barrier between relays to eliminate the need for an additional cabinet to handle emergency loads and to allow voltages from mixed sources in the same cabinet
- Native communications network protocols — BACnet/IP and Ethernet — are built into each Command Module to offer unparalleled connectivity; no additional devices are needed to communicate with other products utilizing these protocols



R16TC

### GreenMAX® Relay Modules

#### Features and Benefits

- All GreenMAX® relay modules have a 25,000A at 277 V AC Short Circuit Current Rating (SCCR) for increased reliability and durability
- Rated at 30A general fluorescent ballast and 20A incandescent, HID, electronic ballast, and LED
- All GreenMAX® Relay Modules are 1-pole or 2-pole latching relay types that reduce parasitic energy use. All relay modules are the same physical size, allowing the optimal mix of relays for each application
- Self-contained Dimming and Switching Relay Module in 1-pole configurations features daylight harvesting capabilities
- All four wires required for 0-10V dimming ballast wiring connect directly to the module — no additional control board required
- All relays are latching with a manual actuator that allows users to manually bypass the system to turn lights ON or OFF without CPU power
- LED Ready



RELAY-1DS

**CENTRALIZED CONTROL | GreenMAX® Handheld Display Unit (HDU)**
**Handheld Display Unit (HDU)**
**Features and Benefits**

- Allows programming, system configuration and scheduling to be done in the space being controlled rather than in the electrical room to make commissioning and set-up functions easier
- Configure and control the entire GreenMAX® system (or multiple systems) from any convenient network access point — relay cabinets, switches or remote low voltage cabinets with just one HDU
- Provides interface with all devices and relays in the system
- Can be stored in the cabinet or designated docking station
- Communicate via LumaCAN
- 7 hour run time on a single full charge ; batteries charge when plugged into the LumaCAN network
- Astronomical clock — sunrise/sunset
- HDU need not be connected to system during operation. The full computing power of a PC remains in the palm of your hand
- Comes complete with a set of rechargeable batteries



Handheld Display Unit (HDU)

**GreenMAX® Switches**
**Features and Benefits**

- GreenMAX® digital key switches provide secure button presses on the network
- Available in 1, 2, 4 and 8 button configurations, and key switch version
- Custom engraved labeling available on switch buttons and plastic screwless wallplates; engraving not available on stainless steel wallplate
- Switch colors available: White, Light Almond, Ivory, Gray, Black, and Red; all come with a matching wallplate; key switch comes with a stainless steel wallplate and tamper-resistant screws (tool included)
- Each digital switch button has a green LED pilot light to report the corresponding relay state
- 1, 2, 4, and 8 button switches can be ganged together in wallboxes (multi-gang wallplate sold separately)
- RJ45 connectors to provide inline connection to the LumaCAN network
- Any 4-button switch model can be configured to control 0-10 VDC dimming circuits
- Easy-to-access port on top of switch provides connectivity for the GreenMAX® HDU



RDGSW-1DW



RDGSW-2DW



RDGSW-4DW


 RDGSW-1KS  
Front with Faceplate

## CENTRALIZED CONTROL | GreenMAX® Programming

### Programming GreenMAX® with Lighting Behaviors

#### Lighting Customization

GreenMAX® controls allow different behavior settings to be programmed throughout the day. Using the HDU, any room can be set with just a few button selections:

- Select the behavior desired and the time behavior will take place
- Choose any additional behavior transitions and the time transition will take place
- Optional override to sunrise/sunset astronomical clock prevents lights from activating prematurely in summer or too late in winter
- Set behaviors to scale on a daily, weekly, monthly or holiday schedule
- Up to 24 behaviors per 24 hour period can be programmed and can be as close together as one minute

#### Simple and Easy Programming

- Using the HDU, select the number on the screen corresponding with the desired behavior
- Enter time and dates to be in effect and any corresponding behavior modifiers. Behaviors can be set for entire system or individual rooms/relays

#### GreenMAX® Lighting Behaviors

Number	Description	Occupancy Sensor	Photocell	Switch	Time
B1	Lights turned ON with the switch. Can be turned OFF with switch. Occupancy sensor will turn OFF upon vacancy.	OFF	—	ON/OFF	—
B2	Lights turned ON with the occupancy sensor. Can be turned OFF/ON with switch. Occupancy sensor will turn OFF upon vacancy.	ON/OFF	—	ON/OFF	—
B3	Occupancy sensor turns lights ON/OFF.	ON/OFF	—	—	—
B4	Switch ON/OFF.	—	—	ON/OFF	—
B5	Time triggers a Blink Warn sequence, an OFF blink followed by a variable ON delay. Switch interrupts sequence and starts override timer. Will automatically turn OFF relay if override timer reaches zero.	—	—	ON/OFF	Blink/OFF
B6	Turn ON at specific time.	—	—	—	ON
B7	Turn OFF at specific time.	—	—	—	OFF
B8	Occupancy sensor turns ON lights with occupancy. Measured light level above photocell trigger point turns OFF or keeps lights OFF. Below setpoint allows control by Occupancy Sensor. Occupancy sensor turns OFF lights with vacancy.	ON/OFF	OFF	—	—
B9	Switch turns ON/OFF lights. Measured light levels above Photocell trigger point turns OFF or keeps lights OFF. Below setpoint allows control by occupancy sensor. Occupancy sensor turns OFF lights with vacancy.	OFF	OFF	ON/OFF	—
B10	Occupancy sensor turns ON lights with occupancy. Measured light level above photocell trigger point turns OFF or keeps lights OFF. Below setpoint allows occupancy sensor control. Switch can turn ON/OFF lights by overriding occupancy sensor control. Occupancy sensor will turn OFF lights upon vacancy.	ON/OFF	OFF	ON/OFF	—
B11	Switch ON/OFF. Measured light level above photocell trigger point turns OFF or keeps lights OFF. Below setpoint allows switch control.	—	OFF	ON/OFF	—
B12	Turns ON at specified time. Measured light level above photocell trigger point turns OFF or keeps lights OFF. Below setpoint relinquishes control to the constant ON state.	—	OFF	—	ON

Behavior Details		
Behavior	Description	Coverage
Switch OFF Delay	When relay is turned ON with the switch, length of time before relay will automatically turn OFF.	2.5, 5, 10, 15, 30, 60, 90, 120 minutes, and Constant ON
Occupancy Sensor OFF Delay	When vacancy is determined, length of time before relay will automatically turn OFF.	0, 0.5, 2.5, 5, 10, 20, 30 minutes
Photocell Delay	Delay before action is taken after a photocell trigger point has been crossed.	0, 0.5, 2.5, 5, 10, 20 minutes
Blink Warn - Blink Duration	Length of the OFF Blink used to notify occupants that an OFF sequence has been initiated.	0.5-25.4 seconds
Blink Warn -Delay	Specified period of time that follows the Blink. If button is pressed during this period, the delay timer stops and the Override Time starts. If no buttons are pressed, the lights will turn OFF.	1-254 minutes
Blink Warn - Override Time	The relay will remain ON for the duration of this timer. A new Blink Warn sequence will be initialized at the end of this period. If the relay had been OFF previously and a button is pressed to turn the relay ON, this timer will be started again.	4-254 minutes

**SPOTLIGHT**
**Leviton ASHRAE Standard 90.1 2010 Resources**

Take advantage of Leviton's wealth of information and tools relating to ASHRAE Standard 90.1 2010. Gain access to code, product, and application information; download the latest design guides as well as the Leviton ASHRAE app. Find it all by going to [leviton.com/ashrae](http://leviton.com/ashrae)



## CENTRALIZED CONTROL | GreenMAX® Components

### GreenMAX® Innovation System

#### GreenMAX® Innovation System Components

Cat. No.	Description
<b>Tubs and Covers (all cabinets are surface mount with a locking door)</b>	
R08TC-100	GreenMAX® Relay Cabinet, 8-Relay Size, NEMA 1
R16TC-100	GreenMAX® Relay Cabinet, 16-Relay Size, NEMA 1
R32TC-100	GreenMAX® Relay Cabinet, 32-Relay Size, NEMA 1
R48TC-100	GreenMAX® Relay Cabinet, 48-Relay Size, NEMA 1
<b>Command Modules (includes power supply and main processor unit, option 24Vdc Low Voltage Input Card)</b>	
RPM00-300	Main Command Module, 100-277V AC, 50/60 Hz, no inputs, LumaCAN3
RPM08-308	Main Command Module with 8-Port Low Voltage Input Card, 100-277V AC, 50/60Hz, LumaCAN3
RPM16-316	Main Command Module with 16-Port Low Voltage Input Card, 100-277V AC, 50/60Hz, LumaCAN3
<b>Panel Interiors (all panels are 16-position, rated 30A, 120-230-277/347V AC, 50/60Hz)</b>	
R0800-000	Relay Insert Panel, Empty with 8 Spaces
R1600-000	Relay Insert Panel, Empty with 16 Spaces
R1616-1CB	Relay Insert Panel with 16 1-Pole Basic Relays
R1616-1DS	Relay Insert Panel with 16 1-Pole Dimming and Switching Relays
R1616-1TB	Relay Insert Panel with 16 1-Pole Basic Relays
R1616-2CB	Relay Insert Panel with 16 2-Pole RTC Relays
R1616-2TB	Relay Insert Panel with 16 2-Pole Basic Relays
<b>Handheld Display Unit (HDU)</b>	
RHDUI-300	Handheld Display Unit, Cabinet Mounting, LumaCAN3
RHDUI-001	Handheld Display Unit, Mounting Bracket Requires 2 Gang Back Box
<b>Remote Inputs with Power Supply (all cabinet power supplies rated 120-277V AC, 50/60Hz)</b>	
RLV08-308	Remote Low Voltage Input Cabinet, 8 Inputs, NEMA 1 Enclosure, LumaCAN3
RLV16-316	Remote Low Voltage Input Cabinet, 16 Inputs, NEMA 1 Enclosure, LumaCAN3
<b>Relays</b>	
RELAY-1CB	GreenMAX® Latching Relay, 1-Pole RTC Basic
RELAY-1DS	GreenMAX® Latching Relay, 1-Pole dimming and switching, 0-10VDC Dimming, Sinking, LED Control
RELAY-1TB	GreenMAX® Latching Relay, 1-Pole Basic
RELAY-2CB	GreenMAX® Latching Relay, 2-Pole RTC
RELAY-2TB	GreenMAX® Latching Relay, 2-Pole Basic
RELAY-BFM	Blank Filler Module
<b>Digital Switches and Color Change Kits</b>	
RDGSW-1Cx*	GreenMAX® Digital Switch, 1-Button, LumaCAN3
RDGSW-2Cx*	GreenMAX® Digital Switch, 2-Button, LumaCAN3
RDGSW-4Cx*	GreenMAX® Digital Switch, 4-Button, LumaCAN3
RDGSW-8Cx*	GreenMAX® Digital Switch, 8-Button, LumaCAN3
RDGSW-1KS	GreenMAX® Keyswitch
RDGSW-1Ey**	GreenMAX® 1-Button Color Change Kit
RDGSW-2Ey**	GreenMAX® 2-Button Color Change Kit
RDGSW-4Ey**	GreenMAX® 4-Button Color Change Kit
RDGSW-8Ey**	GreenMAX® 8-Button Color Change Kit
RDGSW-1Fy**	GreenMAX® 1-Button Engraved Color Change Kit
RDGSW-2Fy**	GreenMAX® 2-Button Engraved Color Change Kit
RDGSW-4Fy**	GreenMAX® 4-Button Engraved Color Change Kit
RDGSW-8Fy**	GreenMAX® 8-Button Engraved Color Change Kit
<b>Cabinet Accessories</b>	
RGBAR-008	GreenMAX® Voltage Barriers for 8-Relay Cabinets
RGBAR-016	GreenMAX® Voltage Barriers for 16-, 32- and 48-Relay Cabinets

\*Replace x with the following color codes — (W) White, (I) Ivory, (T) Light Almond and (G) Gray.

\*\*Replace y with the following color codes — (W) White, (I) Ivory (T) Light Almond, (G) Gray, (E) Black, (R) Red



## Track Light Limiting Panel (TLLP)

The Track Light Limiting Panel (TLLP) enables designer lighting to easily meet energy code watt density requirements. Limiting branch circuit volt-ampere rating with the TLLP sets a fixed power consumption limit for lighting installations instead of calculated values based on watts per linear foot of the track. Track lighting can now be specified for as many linear feet of track as desired without violating code specifications.

### Features and Benefits

- Enables designer lighting to easily meet energy code watt density requirements
- Assists track lighting schemes in meeting energy code regulations including Title 24 2013, ASHRAE 90.1 and City of Seattle guidelines
- California Title 24 2013 Track Light Supplementary Overcurrent Protection Panel
- Simplifies load calculations by using volt-ampere rating of the breaker as opposed to calculated values on the track
- Reduces installation costs
- Available in 16 or 32 circuit panels
- NEMA 1 surface or flush mount enclosure
- Factory configured to your specifications — arrives ready to install

### Track Light Limiting Panel (TLLP)



### Track Light Limiting Panel (TLLP) Ordering Information

<b>G</b>				<b>- 1</b>	
	<b>SPACES</b> 16 = 16 Spaces 32 = 32 Spaces	<b>MOUNT</b> F = Flush Mount S = Surface Mount	<b>VOLTAGE</b> 1 = 120V AC 7 = 277V AC		<b># OF NEMA 1 CIRCUIT BREAKERS INSTALLED</b>  Indicate 2-digit multiple of 2, available from 02-32*

Note: Specify breaker size and configuration on configuration form.

Note: Completed configuration form must accompany order.

\*Available breaker sizes: 0.5A, 1A, 2A, 3A, 4A, 5A, 6A, 7A, 8A, 10A, 13A, 15A, 16A, 20A, 25A, 30A, 32A, 40A, 50A, 60A

## Distributed Control

### SECTOR® Intelligent Digital Lighting Control System

The SECTOR® Intelligent Ballast and Lighting Control System line combines occupancy sensing, daylighting and flexible dimming lighting control in one conveniently integrated system that saves time, money and energy. This topology-free, polarity-free system allows the entire network to be installed using the same wiring for all components and accessories, making it one of the easiest lighting control systems to install. All components are on a single bus, with accessories connected to the network and not the ballast. The SECTOR® family of products provides a scalable solution that offers maximum flexibility and coverage in any application — from a single room to a campus of buildings in retrofit or new construction projects.

#### Features and Benefits

##### SECTOR® Intelligent Digital Lighting Control System

- California Title 24 2013 and ASHRAE Standard 90.1 2010 compliant
- Topology free
- Polarity free — Class 1 and Class 2 wiring/standard building wiring in same conduit as power wiring
- No special terminations or installation requirements
- Personal workspace lighting control from user's desktop for user comfort
- Easy to commission — ultimate flexibility in design, installation and configuration using a drag-and-drop GUI interface with Illustrator layout tool
- Easy to design, easy to install and easy to maintain
- Sector 5-button digital switch has five lighting levels for switched lighting applications:
  - **Max** - Lights are at maximum level, system is in override status
  - **Bright** - Turns individual zones ON and OFF depending on daylighting levels
  - **On** - Lights are on for Daylight Harvesting
  - **Off** - Lights are completely OFF
- Sector 2-Button digital switch - ON/OFF only

##### Ideal for Use In

- Hospitals, offices buildings, medical offices, universities, labs, restaurants, government facilities, and any other locations that could benefit from the cost savings and energy efficiency of a controlled lighting environment

##### Advantages

- Easy to Use with 0-10V LED drivers
- Easy to Design — scalable system for small and large applications; devices that connect directly to the network can be installed anywhere in the system

Visit [www.leviton.com/sector](http://www.leviton.com/sector) for more information

- Simple to Install — topology free, polarity independent, and operates on standard Class 1 or Class 2 wiring throughout the entire system to reduce installation costs by as much as 35%; standard wire is found in every contractor's inventory
- Flexible to Commission — configuration and commissioning is completed from the PC application without physically having to go to each device
- Ultimate time-saving design flexibility: Easily integrate various lighting control strategies — switching, distributed dimming, scheduling, occupancy sensing, and daylight harvesting — in one system offering future expansion opportunities
- Easy energy code compliance and eligibility for LEED points
- Control and customization from occupant's desktop as well as remote control and administrator software interface
- SectorFlex system controls SECTOR® and non-SECTOR® 0-10V ballasts or LED dimmers by any manufacturer, allowing for flexibility in implementation
- Minimal installation time — color coded easy-insert connectors simplify wiring and minimize installation time
- Miswire protection protects from lamp failure if wired incorrectly
- Smooth fade through dimming range of 1% to 100% for flicker-free dimming
- Lamps turn on at any dimmed level without flashing to full brightness, extending lamp life and providing a better user experience
- Non-volatile memory restores all ballast settings after power failure

**SECTOR® Intelligent Component Features**

**SECTOR® Intelligent Dimming Fluorescent Ballasts**

- Intelligent dimming offers higher energy savings and more flexibility than traditional switching
- Dimming fluorescent ballasts allow 100% to 1% dimming capabilities
- Ballasts have an addressable labeling system for easy programming and personal lighting control


**SECTOR® Relay**

- Provides switching control for non-dimming devices and 1-10V control for synching and sourcing controllable loads like LED drivers, ballasts and incandescent dimmers
- Used for both switching-only loads and dimming loads controllable with a 1-10V control signal
- Provides additional system design options, allowing control of ballast, incandescent, LED, cold cathode or other sources that may attempt a 0-10VDC control input


**SECTOR® Bus Controller**

- Contains the brain and power supply for the SECTOR® system in a single component
- Controls a maximum of 64 devices on a system with the ability to expand and include a maximum of 250 systems


**SECTOR® Occupancy Sensors**

- Turns lights ON/OFF based on vacancy or occupancy
- Multi-technology and Infrared (PIR) models available
- Self-adjusting settings continuously analyze and adjust sensitivity, timer operation and long-term performance for reduced user complaints


**SECTOR® Photocell**

- Daylight harvesting capabilities offer consistent lighting at desired level for greater visual comfort


**SECTOR® Digital Switch**

- User controls desired light level at the push of a button
- 5-button (MAX, BRIGHT, DIM, OFF, Daylight Harvesting ON)
- 2-button (ON, OFF) available


**SECTOR® Low Voltage Interface**

- Allows integration of SECTOR® System with non-SECTOR® occupancy sensors and photocells
- Provides for cost and installation-time savings by utilizing existing site components


**SECTOR® Handheld Remote**

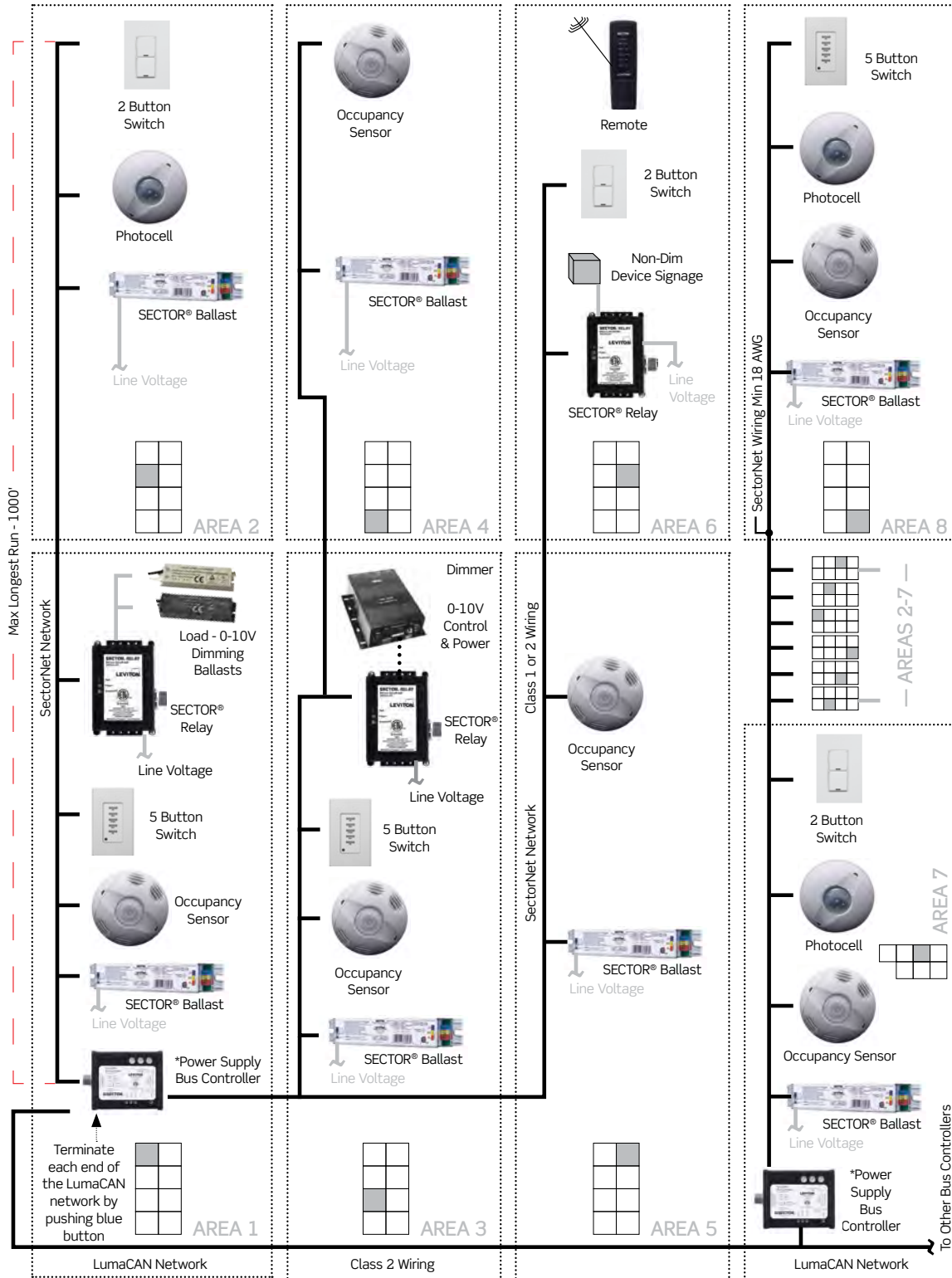
- User controls desired light level at the push of a button (ON, MAX, BRIGHT, DIM, OFF)


**SectorNET Software**

- Personal Dimming Option (PDO) — individual control for the lights above a user's workspace from their desktop PC
- Central control — facility personnel and lighting administrators can reconfigure control as needed with Illustrator layout tool
- Computer needed only to initially configure system. Afterward, SECTOR® can run as an independent system
- Commissioning quickly associates fixtures to SECTOR® devices for easy configuration that can be remotely controlled
- Data acquisition for energy usage monitoring
- Ladderless commissioning — remotely configure and control system components
- 3 levels of load shed allow user to automatically adjust power consumption across the entire system by simply clicking a button

## DISTRIBUTED CONTROL | SECTOR® Components Systems

### SECTOR® Intelligent Component Systems



- Wiring may follow any topology (daisy chain, star, home run, etc.) or "T" at any point in the network. SectorNet Network is also polarity free
- Up to 8 areas per Bus Controller
- Max 256mA per Power Supply
- 64 SectorNet devices per Bus Controller
- Max distance between Bus Controller & last device on line is 1,000'/304 Meters
- Max 32 input devices (Switch, Photocell, or Occupancy Sensor)
- Up to 250 devices are supported on each LumaCAN subnet. A Bus Controller counts as (1) device

**SECTOR® System Component Ordering Information**
**Features and Benefits**

- Light level dimming range from 1% to 100% — <1% dimming for no more cost than 10% dimming
- Universal input — works with both 120/277V and 50/60Hz
- Flexible — integrates into existing installations with a variety of off-the-shelf fixtures
- Cost savings and energy conservation enabled when combining dimming, daylight harvesting and demand response controls

**SECTOR® System Components**

Cat. No.	Description
SBP00-00M	SECTOR® Bus Controller/Power Supply, 120-277V, 50/60Hz
SBCS0-L00	SECTOR® Relay, 120-347V 20A Output, 120-277V, 50/60Hz Input
SEN04-000	SECTOR® 4-Module Enclosure (to hold a maximum of 4 Bus Controllers)
OSC04-ISW	SECTOR® PIR Occupancy Sensor, White, 450SF
OSC20-MSW	SECTOR® Multi-Technology Occupancy Sensor, White, 2000SF
ODC0P-0SW	SECTOR® Photocell
SDS00-15W	5-Button Digital Switch, White
SDS00-12W	2-Button Digital Switch, White
SHH00-000	SECTOR® Handheld Infrared Remote Controller
SLM00-000	USB-to-LumaCAN Adapter
SIF00-000	SectorNET Administrative Software
SIFPD-000	SectorNET Client Software
SLIQD-000	SectorNET Low Voltage Interface Module for Occupancy Sensors and Photocells
SLIQS-000	SectorNET Low Voltage Interface Module for Switches, 5-Channel



SBCS0-L00

**SECTOR® Intelligent Dimming Ballasts Ordering Information**

SECTOR® T-8 Ballasts	S				8	-			M
		<b>BALLASTS</b> D = SectorNet ballasts	<b># OF LAMPS</b> 1 or 2	<b>CAN SIZE</b> F = 9.5" can J = 16.5" can			<b>WATTAGE</b> 17 = 17 Watts 25 = 25 Watts	32 = 32 Watts	
SECTOR® T-5 Ballasts	S			J	5	-			M
		<b>BALLASTS</b> D = SectorNet ballasts	<b># OF LAMPS</b> 1 or 2				<b>WATTAGE</b> 14 = 14 Watts 21 = 21 Watts	28 = 28 Watts 35 = 35 Watts	
SECTOR® T-5HO Ballasts	S		1	J	5	-			M
		<b>BALLASTS</b> D = SectorNet ballasts					<b>WATTAGE</b> 24 = 24 Watts 39 = 39 Watts	54 = 54 Watts	

## VERIFEYE™ SUBMETERING SOLUTIONS

### VerifEye™ Submetering Solutions

#### SMARTer Metering. SMARTer Control. REAL Savings.

##### The Benefits of Submetering

Leviton VerifEye™ submeters determine exactly when and where energy is being used; information that can be both a powerful motivator and a significant money-saver to help organizations better manage costs and conserve energy. Studies have proven that once tenants became accountable for their energy consumption, it is significantly reduced. This kind of accountability can result in long-term cost savings from 15 to 20 percent.

##### Excellence Comes Standard

- ModBus RTU only for Series 4000
- ModBus RTU (RS485) and Pulse output as standard features
- Ethernet Options for Series 3500:
  - ModBus TCP/IP
  - BACnet IP
- Isolated Pulse Outputs (10Wh and 1kWh), all models
- Large LCD displays
- Available as kits with required Current Transformers (CTs)
- Work with Leviton VerifEye™ Submetering Solutions communications products and software options
- Conform to all applicable standards of ANSI C12.1, ANSI C12.20, and UL/cUL Listed Energy Monitor per CCN FTRZ
- Utilize split core, solid core, and Rogowski (Series 4000 only) CTs
- Installer-friendly feedback features with reverse phase indicator lights
- Leviton Series 1000, 2000, and 3500 meters are available in an indoor steel or outdoor NEMA 4X enclosure; Series 4000 and 4100 meters available as DIN rail and NEMA 4X
- Measure and verify energy usage for load management, tenant billing, energy tracking, LEED rating certification, etc.

##### Leviton Metering Philosophy

###### Consultative Approach

Each project is tailored to each customer's needs — from a basic meter hardware system to an advanced communication system that includes BAS/BMS integration

###### Open Protocol

Options for future upgrades and additions are available with Leviton's flexible solution — no need to purchase an entire new system

###### Scalable System

Ease of communication with use of Leviton Automated Metering (AMR) and Data Acquisition Hub (DAS) equipment

### SPOTLIGHT

#### Leviton Energy Code Apps

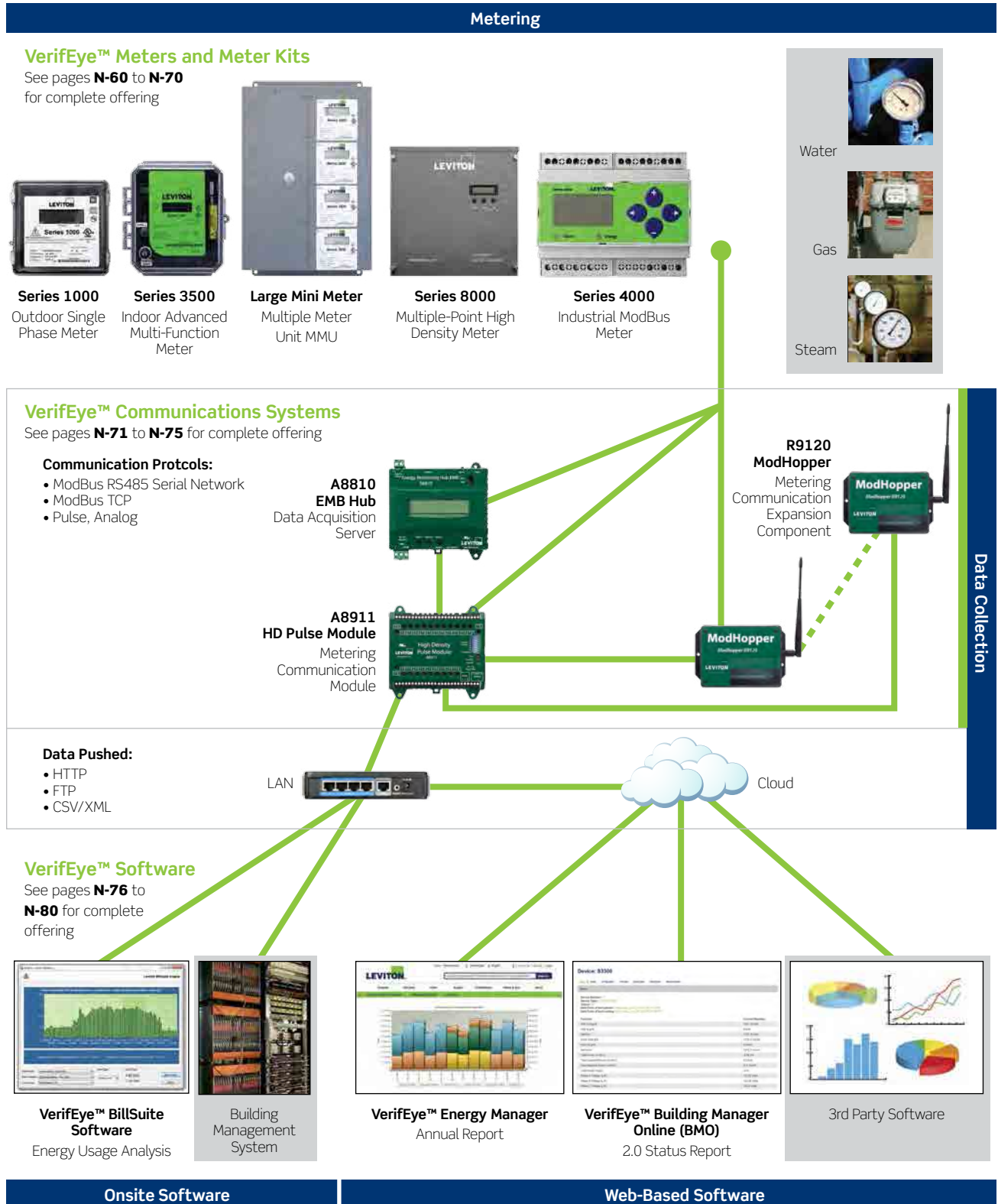
ASHRAE 90.1 and Title 24 apps, gain easy access to a wealth of the lighting control code requirements on your mobile device. These valuable reference tools allow you to search by application, article language and recommended Leviton solutions. Get inspiration for designing energy code compliant applications by viewing diagrams and summaries of the requirements met for recommended solutions. Go to [leviton.com/apps](http://leviton.com/apps) for more information.



## VERIFEYE™ SUBMETERING SOLUTIONS | System Architecture

### VerifEye™ System Architecture

Leviton offers a versatile range of meters, communication products and software engineered to suit a wide range of data requirements and applications. Below is an overview of a typical submetering system, product choices may vary depending upon specific system requirements. See the pages listed below or visit [www.leviton.com/verifeye](http://www.leviton.com/verifeye) for more information.



## VERIFEYE™ | Comparison Guide

### VerifEye™ Metering Solutions Quick Comparison Guide

Residential			Residential/Commercial	
Specifications	Mini Meter™ Kits	0.5% Mini Meter Kits	Series 8000 Multiple Point High Density Meter	EMH+ Integrated Meter & Hub
kWh Meter			kWh Meter	
<b>Phase/Wiring</b>	1PH 3W	1PH 3W	1PH 2W 1PH 3W WYE 3PH 3W Delta 3PH 4W WYE	3PH 3W Delta 3PH 3W WYE 1PH 2W 3PH 4W WYE
<b>Voltage Configurations</b>	120/208/240	120/208/240	120/208 120/240 240/416 277/480 480*	208-480 120, 240, 277
<b>Amperage</b>	100-200A 100, 200	200A	100-5000A 100, 200, 400, 800, 1600, 3000, 5000	100-5000A 100, 200, 300, 400, 600, 1600
<b>Measuring Parameters</b>	kWh	kWh	kWh	kWh, kVARh, kW, kVAR, kVA, Voltage L-L, L-N, Current, Power Factor, Frequency Per Phase: Voltage L-L, L-N, Current, Power, Power Factor
<b>Communications Protocol (Standard)</b>	Isolated Pulse Output	Embedded line powered AMR equipment, wireless network	ModBus TCP ModBus RTU (RS-485) BACnet IP	ModBus/RTU, ModBus/TCP, TCP/IP, PPP, HTTP/HTML, FTP, NTP, XML, SNMP-Trap. Optional BACnet/IP
<b>Current Transformer Options</b>	Split Core Solid Core	Solid Core	Split Core	Split Core
<b>Enclosure Options</b>	OEM Module <b>Indoor</b> Plastic Flush Mount NEMA 1 <b>Outdoor</b> NEMA 4x <b>MMU</b> NEMA 4x	<b>Indoor</b> Flush Mount <b>Indoor</b> Surface Mount	<b>Indoor</b> JIC Steel NEMA (MMU)	<b>Indoor</b> Plastic Surface Mount
<b>Display Type</b>	LCD or Mechanical Counter	LCD	Local LCD, Scroll	LCD Touch Screen
<b>Accuracy</b>	C12.10 +/- 0.5% with paired CTs	C12.20 0.5% with paired CTs	C12.10 & C12.20 +/- 0.5%	C12.10 1% from 2% to 100% of full scale
<b>Multiple Meter Unit (MMU) Configuration</b>	Medium: 2-4 Meters Large: 5-8 Meters Extra-Large: 9-19 Meters	—	3PH: 8 points 2PH: 12 points 1PH: 24 points	—
<b>Data Storage</b>	Last Reading — Cumulative	Last Reading — Cumulative	Last Reading — Cumulative, Data in 15 min intervals	Last reading — 1 to 60 minutes, User Selectable (default 15 minutes)

\*With potential transformer — consult factory for availability





### VerifEye™ Metering Solutions Quick Comparison Guide

Commercial									
Specifications	Series 1000 Single Phase Meter Kits		Series 2000 Three Phase Meter Kits	Series 3500 Multi-Function Ethernet Meter Kits				Series 4000 Industrial ModBus Meter Kits	Series 4100 Industrial ModBus RTU Meter Kits
	kWh Meter w/Optional Demand			kWh Meter Communications Protocols				kWh Meter	
Phase/Wiring	1PH 2W	1PH 3W	3PH 4W WYE	1PH 3W WYE	3PH 3W Delta	3PH 4W WYE	3PH 4W High Leg Delta	3PH 3W/4W	3PH 3W/4W
Voltage Configurations	120 277	120/208 120/240 277/480	120/208 277/480	Universal Voltage (120-480V)				Universal Voltage (90-600V AC)	Universal Voltage (90-600V AC)
Amperage	100-800A 100, 200, 400, 800		100-1200A 100, 200, 400, 800, 1200	100-5000A 100, 200, 400, 800, 1600, 3000, 5000				Split Core: 100, 200, 400, 800A Rogowski: 20-5000A	Split Core: 100, 200, 400, 800A Rogowski: 20-5000A
Measuring Parameters	kWh Optional kW (peak demand reset)		kWh Optional kW (peak demand reset)	kWh kW (peak demand reset) Meter Totals: kVAR, kVA, Power Factor & kW By Phase: Volts, Watts, Amps, Power Factor Interval Data				kVARh, kW, kVAR, kVA, Voltage L-L, L-N, Current, Power Factor, Frequency	kVARh, kW, kVAR, kVA, Voltage L-L, L-N, Current, Power Factor, Frequency
Communications Protocol (Standard)	Isolated Pulse Output		Isolated Pulse Output	—		Isolated Pulse Output Ethernet ModBus TCP/IP BACnet IP		Isolated Pulse Output ModBus/RTU	ModBus/RTU and BACnet MS/TP
Current Transformer Options	Split Core Solid Core		Split Core Solid Core	Split Core Solid Core			Split Core .333V secondary output only Rogowski Coil: lengths available in 12", 18" and 24"	Split Core .333V secondary output only Rogowski Coil: lengths available in 12", 18" and 24"	
Enclosure Options	<b>Indoor</b> JIC Steel NEMA 1 <b>Outdoor</b> NEMA 4x		<b>Indoor</b> JIC Steel NEMA 1 <b>Outdoor</b> NEMA 4x <b>MMU</b> JIC Steel NEMA 1	<b>Indoor</b> JIC Steel NEMA 1 <b>Outdoor</b> NEMA 4x			<b>Indoor</b> DIN Rail Mount <b>Outdoor</b> NEMA 4X	<b>Indoor</b> DIN Rail Mount <b>Outdoor</b> NEMA 4X	
Display Type	Local LCD		Local LCD	Local LCD, Scroll				LCD, Scroll	LCD, Scroll
Accuracy	C12.10 & C12.20 +/- 0.5%		C12.10 & C12.20 +/- 0.5%	C12.10 & C12.20 +/- 0.5%				C12.20	C12.20 +/- 0.5%
Multiple Meter Unit (MMU) Configuration	—		Medium: 2-4 Meters Large: 5-8 Meters Extra-Large: 9-19 Meters	—				—	—
Data Storage	Last Reading — Cumulative, Peak Demand with Key Reset (optional)		Last Reading — Cumulative, Peak Demand with Key Reset (optional)	Last Reading — Cumulative, Peak Demand with Key Reset, Data in 15 mi Intervals				Last Reading — Present and Peak Demand for kW and kVAR	Last Reading — Present and Peak Demand for kW and kVAR

Visit [www.leviton.com/verifeye](http://www.leviton.com/verifeye) for more information



## VERIFEYE™ | Series 1000 Three Phase Meters

### VerifEye™ Series 1000 Single Phase Meter Kits

#### Features and Benefits

- Kits include meter, specified enclosure and required current transformers
- kWh meter with optional demand functionality (includes reset key)
- 100-800 Amps
- Isolated Pulse output (standard)
- Large LCD display
- Certified to all applicable standards of ANSI C12.1
- Utilizes split and solid core current transformers (CTs) that are certified to all revenue grade accuracy standards
- Up to three sets of CTs per phase can be paralleled per meter

#### Series 1000 Single Phase Meter Kits\* — Indoor Enclosure

Voltage	Amps	CTs Included	Cat. No.
120V 1PH 2W	100	1 Split CT	1K120-01W
	200	1 Split CT	1K120-02W
	400	1 Split CT	1K120-04W
	800	1 Split CT	1K120-08W
	100	1 Solid CT	1K120-1SW
120/208V 1PH 3W or 120/240V 1PH 3W (Split Phase)	200	2 Split CTs	1K240-01W
	400	2 Split CTs	1K240-02W
	800	2 Split CTs	1K240-04W
	100	2 Solid CTs	1K240-1SW
	200	2 Solid CTs	1K240-2SW
277V 1PH 2W	100	1 Split CT	1K277-01W
	200	1 Split CT	1K277-02W
	400	1 Split CT	1K277-04W
	800	1 Split CT	1K277-08W
	100	1 Solid CT	1K277-1SW
	200	1 Solid CT	1K277-2SW



Indoor Series 1000 Single Phase Meter



Outdoor Series 1000 Single Phase Meter

#### Series 1000 Single Phase Meter Kits\* — Outdoor Enclosure

Voltage	Amps	CTs Included	Cat. No.
120V 1PH 2W	100	1 Split CT	1O120-01W
	200	1 Split CT	1O120-02W
	400	1 Split CT	1O120-04W
	800	1 Split CT	1O120-08W
120/208V 1PH 3W or 120/240V 1PH 3W (Split Phase)	100	2 Split CTs	1O240-01W
	200	2 Split CTs	1O240-02W
	400	2 Split CTs	1O240-04W
	800	2 Split CTs	1O240-08W
277V 1PH 2W	100	1 Split CT	1O277-01W
	200	1 Split CT	1O277-02W
	400	1 Split CT	1O277-04W
	800	1 Split CT	1O277-08W

\*Kits include meter, specified enclosure and required current transformers

**VerifEye™ Series 2000 Three Phase Meter Kits**
**Features and Benefits**

- Kits include meter, specified enclosure and required current transformers
- kWh meter with optional demand functionality (includes reset key)
- 120/208V or 277/480V 3PH 4W WYE only
- 100-1200 Amps
- Pulse output — standard
- Large LCD Display
- Certified to all applicable standards of ANSI C12.1
- Utilizes split and solid core current transformers (CTs) that are certified to all revenue grade accuracy standards
- Up to three sets of CTs per phase can be paralleled per meter

**Series 2000 3-Phase Meter Kits\* — Indoor Enclosure**

Voltage	Amps	CTs Included	Cat. No.
120/208V 3PH 4W WYE kWh Meter	100	3 Split CTs	2K208-01W
	200	3 Split CTs	2K208-02W
	400	3 Split CTs	2K208-04W
	800	3 Split CTs	2K208-08W
	1200	3 Split CTs	2K208-12W
	100	3 Solid CTs	2K208-1SW
200	3 Solid CTs	2K208-2SW	
277/480V 3PH 4W WYE kWh Meter	100	3 Split CTs	2K480-01W
	200	3 Split CTs	2K480-02W
	400	3 Split CTs	2K480-04W
	800	3 Split CTs	2K480-08W
	1200	3 Split CTs	2K480-12W
	100	3 Solid CTs	2K480-1SW
200	3 Solid CTs	2K480-2SW	
120/208V 3PH 4W WYE Demand Meter	100	3 Split CTs	2K208-01D
	200	3 Split CTs	2K208-02D
	400	3 Split CTs	2K208-04D
	800	3 Split CTs	2K208-08D
	1200	3 Split CTs	2K208-12D
	100	3 Solid CTs	2K208-1SD
200	3 Solid CTs	2K208-2SD	
277/480V 3PH 4W WYE Demand Meter	100	3 Split CTs	2K480-01D
	200	3 Split CTs	2K480-02D
	400	3 Split CTs	2K480-04D
	800	3 Split CTs	2K480-08D
	1200	3 Split CTs	2K480-12D
	100	3 Solid CTs	2K480-1SD
200	3 Solid CTs	2K480-2SD	


 Indoor Series 2000  
Three Phase Meter

 Outdoor Series 2000  
Three Phase Meter

**Series 2000 3-Phase Meter Kits\* — Outdoor Enclosure**

Voltage	Amps	CTs Included	Cat. No.
120/208V 3PH 4W WYE kWh Meter	100	3 Split CTs	2O208-01W
	200	3 Split CTs	2O208-02W
	400	3 Split CTs	2O208-04W
	800	3 Split CTs	2O208-08W
	1200	3 Split CTs	2O208-12W
	100	3 Solid CTs	2O208-1SW
200	3 Solid CTs	2O208-2SW	
277/480V 3PH 4W WYE kWh Meter	100	3 Split CTs	2O480-01W
	200	3 Split CTs	2O480-02W
	400	3 Split CTs	2O480-04W
	800	3 Split CTs	2O480-08W
	1200	3 Split CTs	2O480-12W
	100	3 Solid CTs	2O480-1SW
200	3 Solid CTs	2O480-2SW	

\*Kits include meter, specified enclosure and required current transformers

## VERIFEYE™ | Series 3500 Multi-Function Meter

### VerifEye™ Series 3500 Advanced Multi-Function Meter Kits

#### Features and Benefits

- Kits include meter, specified enclosure and required current transformers
- Advanced communications protocols:
  - Enabled by Ethernet, uses ModBus TCP/IP and BACnet IP
  - Isolated pulse output
- Integrates easily with building management systems
- Highly accurate: 0.5% accuracy class
- Delivers universal voltage performance
- 208/480V 2PH 2W, 120/208V 2PH 3W, 240/480V 3PH 3W, 120/208V, 277/480V 3PH 4W, 240/480V 3PH 4W DELTA
- 100-5000 Amps
- Outputs kWh, Demand - Instant & Peak, Per Phase & — Total kWh, kW, kVAR, VAR, AMPS Interval Data
- Certified to all applicable standards of ANSI C12.1
- Utilizes split and solid core current transformers (CTs) that are certified to all revenue grade accuracy standards
- Up to three sets of CTs per phase can be paralleled per meter

### VerifEye™ Series 3500 Advanced Multi-Function Ethernet Meter Kits

#### Series 3500 Meter Kits\* — Indoor Enclosure

Voltage	Amps	CTs Included	Cat. No.
208-480V AC	100	3 Split CTs	3KUMT-01M
3P 3W/4W	200	3 Split CTs	3KUMT-02M
ModBus TCP/BACnet IP	400	3 Split CTs	3KUMT-04M
	800	3 Split CTs	3KUMT-08M
	1600	3 Split CTs	3KUMT-16M
	100	3 Solid CTs	3KUMT-1SM
	200	3 Solid CTs	3KUMT-2SM
	400	3 Solid CTs	3KUMT-4SM
	3000	3 Split CTs	3KUMT-30M
5000	3 Split CTs	3KUMT-50M	

\*Kits include meter, specified enclosure and required current transformers



Indoor Series 3500 Advanced Multi-Function Meter

#### Series 3500 Meter Kits\* — Outdoor Enclosure

Voltage	Amps	CTs Included	Cat. No.
208-480V AC	100	3 Split CTs	3OUMT-01M
3P 3W/4W	200	3 Split CTs	3OUMT-02M
ModBus TCP/BACnet IP	400	3 Split CTs	3OUMT-04M
	800	3 Split CTs	3OUMT-08M
	1600	3 Split CTs	3OUMT-16M
	100	3 Solid CTs	3OUMT-1SM
	200	3 Solid CTs	3OUMT-2SM
	3000	3 Split CTs	3OUMT-30M
	400	3 Solid CTs	3OUMT-4SM
5000	3 Split CTs	3OUMT-50M	

\*Kits include meter, specified enclosure and required current transformers

**VerifEye™ Series 4000 Industrial ModBus Meter Kits**

Features and Benefits	
<ul style="list-style-type: none"> <li>• Kits include meter, specified enclosure and Split Core or Rogowski Coil current transformers</li> <li>• Industrial Temperature Range -22°F to 158°F (-30°C to 70°C)</li> <li>• 50/60Hz</li> <li>• 90-600V versatility including 347V (L-N) and 600V (L-L)</li> <li>• ANSI 12.20 0.5% Accuracy, IEC 62053-22 Class 0.5S</li> <li>• Amperages               <ul style="list-style-type: none"> <li>— Split Core: 100, 200,400, 800A</li> <li>— Rogowski Coil: 20-5000A</li> </ul> </li> </ul>	<ul style="list-style-type: none"> <li>• DIN Rail Mount</li> <li>• NEMA 4X Enclosure</li> <li>• Energy monitoring for AMR/BAS/BMS/EMS systems</li> <li>• Tenant cost allocation</li> <li>• Energy conservation and cost reduction</li> <li>• Green building initiatives and government mandates</li> <li>• Measurement and verification</li> <li>• Load profiling and benchmarking</li> </ul>

Series 4000 Indoor Meter Kits — Din Rail Mount			
Voltage	Amps	CTs Included	Cat. No.
Universal 3PH 3W/4W	100	3 Split Core CTs	4KUMR-01M
	200	3 Split Core CTs	4KUMR-02M
	400	3 Split Core CTs	4KUMR-04M
	800	3 Split Core CTs	4KUMR-08M
	20-5000	3, 12" Rogowski Coil CTs	4KU MR-R12
	20-5000	3, 18" Rogowski Coil CTs	4KUMR-R18
	20-5000	3, 24" Rogowski Coil CTs	4KUMR-R24

Stand Alone Meters			
Voltage	Amps	CTs Included	Cat. No.
Universal 3PH 3W/4W	100, 200, 400, 800	Split Core CTs Only	4KUMR-00M
	20-5000	Rogowski Coil CTs Only	4KUMR-00R



Series 4000 Indoor

## VERIFEYE™ | Series 4000 Three-Phase Meter Kits

### VerifEye™ Series 4000 Industrial ModBus Meter Kits

#### Series 4000 Outdoor NEMA Enclosure

Voltage	Amps	CTs Included	Cat. No.
Universal 3PH 3W/4W	100	3 Split Core CTs	4OUMR-01M
	200	3 Split Core CTs	4OUMR-02M
	400	3 Split Core CTs	4OUMR-04M
	800	3 Split Core CTs	4OUMR-08M
	20-5000	3, 12" Rogowski Coil CTs	4OUMR-R12
	20-5000	3, 18" Rogowski Coil CTs	4OUMR-R18
	20-5000	3, 24" Rogowski Coil CTs	4OUMR-R24

#### Series 4000 Components

Amps	Description	Cat. No.
100	Split Core CTs	CTV01-K21
200	Split Core CTs	CTV02-K21
400	Split Core CTs	CTV04-K40
800	Split Core CTs	CTV08-K40
—	Fuse Pack, 1/2A, 600VAC, slow blow	CTV00-FK3
20-5000	12" Rogowski Coil CTs	CRV50-K62
20-5000	18" Rogowski Coil CTs	CRV50-K93
20-5000	24" Rogowski Coil CTs	CRV50-KC2



Series 4000 Outdoor



CTV01-K21

### SPOTLIGHT

#### Leviton Energy Code Apps

ASHRAE 90.1 and Title 24 apps, gain easy access to a wealth of the lighting control code requirements on your mobile device. These valuable reference tools allow you to search by application, article language and recommended Leviton solutions. Get inspiration for designing energy code compliant applications by viewing diagrams and summaries of the requirements met for recommended solutions. Go to [leviton.com/apps](http://leviton.com/apps) for more information.



## VerifEye™ Series 4100 Bidirectional ModBus RTU and BACnet MS/TP Meter Kits

The VerifEye™ Series 4100 Bidirectional ModBus RTU and BACnet MS/TP Meter Kits feature bidirectional monitoring specifically designed for renewable energy applications. The Series 4100 Meter Kits measure power imported from the utility grid and power exported from renewable energy sources like solar panels. The Series 4100 Meter Kits are available in a standalone DIN rail mount or NEMA 4X enclosures and come with either split core or flexible rope-style Rogowski Current Transformers (CTs).

### Features and Benefits

- Bidirectional monitoring
- Industrial temperature range: -22-158°F (-30-70°C)
- 50/60 Hz
- 90-600V versatility including 347V with fewer models to stock
- Options for 100, 200, 400 and 800A Split Core CTs and Rogowski CTs (20-5000A)
- DIN rail mount for easy installation
- One device serves multiple locations
- User-enabled password protection to protect meter from tampering
- Bright, backlit LCD for installation in dark areas and viewing real time data
- Energy monitoring for AMR/BAS/BMS/EMS systems
- Renewable energy applications such as solar panels and wind
- System integration via ModBus RTU — RS-485 Serial (BACnet MS/TP Protocol)
- CSI approval for California Solar Initiative

### Series 4100 Indoor — Din Rail Mount ModBus Meter Kits

Voltage	Amps	CTs Included	Cat. No.
Universal	100	Split Core CTs	4DUMR-01B
3PH 3W/4W	200	Split Core CTs	4DUMR-02B
ModBus	400	Split Core CTs	4DUMR-04B
	800	Split Core CTs	4DUMR-08B
	20-5000	12" Rogowski Coil CTs	4DUMR-12R
	20-5000	18" Rogowski Coil CTs	4DUMR-18R
20-5000	24" Rogowski Coil CTs	4DUMR-24R	

### Series 4100 Indoor — Din Rail Mount BACnet MS/TP Meter Kits

Voltage	Amps	CTs Included	Cat. No.
Universal	100	Split Core CTs	4DUBM-01B
3PH 3W/4W	200	Split Core CTs	4DUBM-02B
BACnet/ MS/TP	400	Split Core CTs	4DUBM-04B
	800	Split Core CTs	4DUBM-08B
	20-5000	12" Rogowski Coil CTs	4DUBM-12R
	20-5000	18" Rogowski Coil CTs	4DUBM-18R
20-5000	24" Rogowski Coil CTs	4DUBM-24R	

### Series 4100 Outdoor — NEMA Enclosure ModBus Meter Kits

Voltage	Amps	CTs Included	Cat. No.
Universal	100	Split Core CTs	41OUM-01B
3PH 3W/4W	200	Split Core CTs	41OUM-02B
ModBus	400	Split Core CTs	41OUM-04B
	800	Split Core CTs	41OUM-08B
	20-5000	12" Rogowski Coil CTs	41OUM-12R
	20-5000	18" Rogowski Coil CTs	41OUM-18R
20-5000	24" Rogowski Coil CTs	41OUM-24R	

### Series 4100 Outdoor — NEMA Enclosure BACnet MS/TP Meter Kits

Voltage	Amps	CTs Included	Cat. No.
Universal	100	Split Core CTs	41OUB-01B
3PH 3W/4W	200	Split Core CTs	41OUB-02B
BACnet/ MS/TP	400	Split Core CTs	41OUB-04B
	800	Split Core CTs	41OUB-08B
	20-5000	12" Rogowski Coil CTs	41OUB-12R
	20-5000	18" Rogowski Coil CTs	41OUB-18R
20-5000	24" Rogowski Coil CTs	41OUB-24R	



Series 4100 Indoor



Series 4100 Indoor with Enclosure

## VERIFEYE™ | Mini Meters

### VerifEye™ Mini Meter Kits

#### Equitable Tenant Billing

Some multi-tenant residential properties include energy costs in rental fees and generally charge tenants for energy based on the square footage occupied. To be truly equitable, tenants should pay only for what they actually use. With Leviton VerifEye™ Mini Meters, building managers can easily and fairly track and allocate energy usage costs to multiple tenants, as well as recoup energy expenses from common-use areas (parking lots, hall lighting, etc.). Tenants benefit by paying only for the energy they use; and when they focus on conserving energy, they can see direct financial benefits from their efforts.

#### Features and Benefits

- Kits include meter, specified enclosure and required current transformers
- kWh Meter
- 100-200 Amps
- Pulse Output — standard
- Available in indoor flush mount or surface mount enclosure
- Available in indoor flush mount and surface mount enclosures and NEMA 4X outdoor individual meter enclosures and Multiple Meter Units (MMUs) from 2 to 19 meters
- Select surface mount and flush mount models include built in tamper proof switch or built in wireless AMR and temperature sensing capabilities
- Revenue grade accuracy: 0.5% accuracy class
- Use with solid core CTs to achieve 0.5% accuracy — also available with split core CTs
- Up to three sets of CTs per phase can be paralleled per meter with no multipliers
- Components of Mini Meter Kits are UL/cUL Listed Energy Usage Monitor per CCN FTRZ

### Mini Meter Kits

#### Mini Meter Kits\* — Indoor Flush Mount Enclosure

Voltage	Amps	CTs Included	Cat. No.
120/208V 3W or	100A	2 Solid CTs	<a href="#">MK240-1SW</a>
120/240V 1PH 3W (Split Phase)	200A	2 Solid CTs	<a href="#">MK240-2SW</a>

\*Kits include meter, specified enclosure and required current transformers

#### Mini Meter Kits\* — Outdoor Enclosure

Voltage	Amps	CTs Included	Cat. No.
120/208V 3W or	100A	2 Solid CTs	<a href="#">MO240-1SW</a>
120/240V 1PH 3W (Split Phase)	200A	2 Solid CTs	<a href="#">MO240-2SW</a>
120/208V 2PH 3W or	100A	2 Split CTs	<a href="#">MO240-01W</a>
120/240V 1PH 3W (Split Phase)	200A	2 Split CTs	<a href="#">MO240-02W</a>

\*Kits include meter, specified enclosure and required current transformers



Indoor Flush Mount Mini Meter



Outdoor Mini Meter



## VerifEye™ Mini Meter Kits

### 0.5% Mini Meter Kits\* — Indoor Flush Mount Enclosure

Voltage	Amps	CTs Included	Cat. No.
120/208/240V 2PH 3W	200A	2 Solid CTs	6P201-C02
120/208/240V 2PH 3W (includes Time of Use {TOU*} enabled kWh Transceiver and Tamper Proof Switch)	200A	2 Solid CTs	6W201-C02
120/208/240V 2PH 3W (includes Time of Use {TOU*} and Temperature enabled kWh Transceiver and Tamper Proof Switch)	200A	2 Solid CTs	6W201-D02
120/208/240V 2PH 3W (includes Time of Use {TOU*} and Temperature enabled kWh Transceiver and Tamper Proof Switch)	200A	2 Solid CTs	6W201-E02
120/208/240V 2PH 3W (OEM Module Kit)	200A	2 Solid CTs	7H201-S02

\*TOU = Time of Use, providing 15-minute time-stamped kWh interval data

### 0.5% Mini Meter Kits\*\* — Indoor Surface Mount Enclosure

Voltage	Amps	CTs Included	Cat. No.
120/208/240V 2PH 3W	200A	2 Solid CTs	6PSMT-C02
120/240V 1PH 3W (includes Time of Use {TOU*} enabled kWh Transceiver and Tamper Proof Switch)	200A	2 Solid CTs	MMSMT-C02
120/240V 1PH 3W (includes Time of Use {TOU*} & Temperature enabled kWh Transceiver and Tamper Proof Switch)	200A	2 Solid CTs	MMSMT-D02
120/240V 1PH 3W (includes Time of Use {TOU*} & Delta Temperature enabled kWh Transceiver and Tamper Proof Switch)	200A	2 Solid CTs	MMSMT-E02

\*TOU = Time of Use, providing 15-minute time-stamped kWh interval data.

\*\*For a complete wireless Automatic Meter Reading (AMR) system, data transceivers and other wireless network components (DCAPs and Repeaters) are required as dictated by building construction



Indoor Surface Mount Mini Meter

## Wireless Repeaters and Data Concentrating Access Points (DCAPs)

### Wireless Repeater

Description	Cat. No.
Repeater, 5V, includes 5VDC 1A plug-in power supply and internal backup battery	T101R-05V

### Wireless Data Concentrating Access Points (DCAPs)\*

Description	Cat. No.
Data Concentrating Access Point (DCAP), Low Capacity (150 meter points max), built-in radio receiver	T201E-151
DCAP, High Capacity (1000 meter points max), built-in radio receiver	T201E-102

\*All DCAPs and Gateways shipped with 6VDC, minimum 1.5 Amp power supply, Ethernet cable and USB cable

## VERIFEYE™ | Multiple Meter Units

### VerifEye™ Multiple Meter Units (MMUs)

For both retrofit and new construction, Leviton VerifEye™ Multiple Meter Units (MMUs) are fast and easy to install. They come pre-wired per project configuration sheets with clearly labeled connections, minimizing the electrical installation time and saving money. All Leviton MMUs are UL Listed assemblies, giving your customers extra assurance at no extra cost. Choose from an indoor steel model in 4/8/16 unit single- or three-phase configurations utilizing Series 2000 meters or a weatherproof outdoor enclosure in 4/8/19 unit single-phase configurations utilizing Mini Meters. If your application requires a different configuration, Leviton is ready to help.

### VerifEye™ Mini Meter MMUs

#### Medium Mini Meter MMU — 2-4 Meters

Voltage	Description	Cat. No.
120/240V	2 Dual Element Meters	6M202-CFG
1PH 3W	3 Dual Element Meters	6M203-CFG
	4 Dual Element Meters	6M204-CFG
120/208V	2 Dual Element Meters	6M302-CFG
3PH 4W	3 Dual Element Meters	6M303-CFG
	4 Dual Element Meters	6M304-CFG

#### Large Mini Meter MMU — 5-8 Meters

120/240V	5 Dual Element Meters	6L205-CFG
1PH 3W	6 Dual Element Meters	6L206-CFG
	7 Dual Element Meters	6L207-CFG
	8 Dual Element Meters	6L208-CFG
120/208V	5 Dual Element Meters	6L305-CFG
3PH 4W	6 Dual Element Meters	6L306-CFG
	7 Dual Element Meters	6L307-CFG
	8 Dual Element Meters	6L308-CFG

#### Extra-Large Mini Meter MMU — 9-19 Meters, NEMA 4X Enclosure

120/240V	9 Dual Element Meters	6X209-CFG
1PH 3W	10 Dual Element Meters	6X210-CFG
	11 Dual Element Meters	6X211-CFG
	12 Dual Element Meters	6X212-CFG
	13 Dual Element Meters	6X213-CFG
	14 Dual Element Meters	6X214-CFG
	15 Dual Element Meters	6X215-CFG
	16 Dual Element Meters	6X216-CFG
	17 Dual Element Meters	6X217-CFG
	18 Dual Element Meters	6X218-CFG
	19 Dual Element Meters	6X219-CFG
120/208V	9 Dual Element Meters	6X309-CFG
3PH 4W	10 Dual Element Meters	6X310-CFG
	11 Dual Element Meters	6X311-CFG
	12 Dual Element Meters	6X312-CFG
	13 Dual Element Meters	6X313-CFG
	14 Dual Element Meters	6X314-CFG
	15 Dual Element Meters	6X315-CFG
	16 Dual Element Meters	6X316-CFG
	17 Dual Element Meters	6X317-CFG
	18 Dual Element Meters	6X318-CFG
	19 Dual Element Meters	6X319-CFG



Large Mini Meter Multiple Meter Unit (MMU)



Extra Large Mini Meter Multiple Meter Unit (MMU)

**VerifEye™ Series 2000 MMUs**
**Medium Series 2000 MMU — 2-4 Meters**

Voltage	Description	Cat. No.
120/208V 3PH 3W	2 Three Element Meters	2M202-CFG
	3 Three Element Meters	2M203-CFG
	4 Three Element Meters	2M204-CFG
277/480V 3PH4W	2 Three Element Meters	2M402-CFG
	3 Three Element Meters	2M403-CFG
	4 Three Element Meters	2M404-CFG

**Large Series 2000 MMU — 5-8 Meters**

120/208V 3PH 4W	5 Three Element Meters	2L205-CFG
	6 Three Element Meters	2L206-CFG
	7 Three Element Meters	2L207-CFG
	8 Three Element Meters	2L208-CFG
277/480V 3PH 4W	5 Three Element Meters	2L405-CFG
	6 Three Element Meters	2L406-CFG
	7 Three Element Meters	2L407-CFG
	8 Three Element Meters	2L408-CFG

**Extra-Large Series 2000 MMU — 9-19 Meters**

120/208V 3PH 3W	9 Three Element Meters	2X209-CFG
	10 Three Element Meters	2X210-CFG
	11 Three Element Meters	2X211-CFG
	12 Three Element Meters	2X212-CFG
	13 Three Element Meters	2X213-CFG
	14 Three Element Meters	2X214-CFG
	15 Three Element Meters	2X215-CFG
	16 Three Element Meters	2X216-CFG
277/480V 3PH 4W	9 Three Element Meters	2X409-CFG
	10 Three Element Meters	2X410-CFG
	11 Three Element Meters	2X411-CFG
	12 Three Element Meters	2X412-CFG
	13 Three Element Meters	2X413-CFG
	14 Three Element Meters	2X414-CFG
	15 Three Element Meters	2X415-CFG
	16 Three Element Meters	2X416-CFG


 Medium Series Meter  
Multiple Meter Unit (MMU)


View energy usage data with our exclusive BMO 2.0 measurement & verification (M&V) software — available at no cost with the purchase of an EMH, EMB Hub or EMB HubLite. See page **N-77** for more information

**SPOTLIGHT**
**MMUs**

All MMUs are customizable and field upgradable for individual projects. Each meter order requires submittal of a Configuration Form. Go to [leviton.com/verifeye](http://leviton.com/verifeye) for more information.



## VERIFEYE™ | Series 8000 Multi-Point High Density Meter

### VerifEye™ Series 8000 Multiple Point High-Density Smart Meter

VerifEye™ Series 8000 Multiple Point High Density Meters are designed to meter high-density applications such as multi-tenant office and residential buildings, medium-sized retail stores and institutional facilities. For easy data accessibility, the Series 8000 design is based on an open protocol network to transmit data over ModBus and BACnet. Combining revenue-grade electrical submetering with building automation communications technology, the Series 8000 complies with all regulatory electric safety and communications requirements and meets stringent ANSI 0.5% Accuracy Class standards.

#### Features and Benefits

- Allows for revenue grade metering of up to 24 individual circuits in one device
- Provides multiple electric loads in one device
- Monitors up to 24 current transformers
  - 8 circuits, 3 phase loads
  - 12 circuits, 2 phase loads
  - 24 circuits, 1 phase loads
- Branch circuit monitoring
- Universal voltage
- 100-5,000 Amp current transformers
- Native communications protocol — ModBus TCP, ModBus RTU (RS-485) and BACnet IP standard
- Measures kilowatt hours, kW demand, volts and amps
- Interval and net metering
- Configurable via Ethernet or ModBus RTU network to BMS or VerifEye™ software solutions

#### Series 8000 Multiple-Point High Density Smart Meter

Voltage	Description	Cat. No.
<b>Residential</b>		
120/208/240V	Phase Config 3x2 with Wiring Harness	S8120-032
120/208/240V	Phase Config 6x2 with Wiring Harness	S8120-062
120/208/240V	Phase Config 9x2 with Wiring Harness	S8120-092
120/208/240V	Phase Config 12x2 with Wiring Harness	S8120-122
120/208V	Phase Config 8x3 with Terminal Strips	S8UTS-083
120/208V	Phase Config 12x2 with Terminal Strips	S8UTS-122
120/208V	Phase Config 24x1 with Terminal Strips	S8UTS-241
120/208V	Phase Config 8x3 with Wiring Harness	S8UWH-083
120/208V	Phase Config 12x2 with Wiring Harness	S8UWH-122
<b>Commercial and Residential</b>		
277/480V	Phase Config 8x3 with Terminal Strips	277TS-083
277/480V	Phase Config 12x2 with Terminal Strips	277TS-122
277/480V	Phase Config 24x1 with Terminal Strips	277TS-241
277/480V	Phase Config 8x3 with Wiring Harness	277WH-083
277/480V	Phase Config 12x2 with Wiring Harness	277WH-122
277/480V	Phase Config 24x1 with Wiring Harness	277WH-241
<b>Potential Transformer (Optional)</b>		
277/480V	Delta PTs with Enclosure	S480V-011



Series 8000 Multiple-Point High Density Meter

#### SPOTLIGHT

#### Leviton ASHRAE Standard 90.1 2010 Resources

Take advantage of Leviton's wealth of information and tools relating to ASHRAE Standard 90.1 2010. Gain access to code, product, and application information; download the latest design guides as well as the Leviton ASHRAE app. Find it all by going to [leviton.com/ashrae](http://leviton.com/ashrae)



## VerifEye™ Metering Communications Systems

To create a data network between Leviton VerifEye™ submeters and stakeholders (BAS, third party billing, Leviton Energy Manager software, etc.), Leviton offers VerifEye™ Metering Communications Systems. These solutions transmit data from meters to end systems, creating a seamless transition between data collection and data display. Leviton's metering communications systems also enable facilities to create metering systems that can easily share data through open protocols such as ModBus and IP-based data transfer through HTTP/FTP of .csv or XML files. The results are robust and reliable networks scalable to accommodate future expansion, with data made accessible from any internal or external location.

## Data Acquisition Hubs

Data Acquisition Hubs, including the Energy Monitoring Hub (EMH), EMB and EMBLite, are intelligent, flexible data acquisition servers allowing users to collect energy data from meters and environmental sensors. Designed to connect to IP-based applications such as enterprise energy management, demand response and smart grid programs, Hub servers let you connect thousands of energy points, benchmark energy usage and reduce energy costs.

### Features and Benefits

- Collects and logs data from connected wired or wireless devices based on user-set intervals
- Pushes or pulls data via HTTP, XML, FTP or any custom protocol using an Ethernet (LAN) connection
- No software required — Information can be accessed through any web browser in any location
- Plug and play connectivity
- Compatible with nearly any front-end software platform allowing customers to use a variety of reporting tools
- Push or pull meter data to energy dashboards, kiosks and software applications
- Monitor performance of critical systems (lighting, HVAC, PDUs, inverters, etc.)
- BMO 2.0 Software is FREE with purchase of any VerifEye™ Data Acquisition Hub

### Metering Communications Hubs

Cat. No.	Description
A8812-001	Energy Monitoring Hub — Configured for Leviton Energy Manager
A8812-000	Energy Monitoring Hub — Non-Configured
A8810-000	EMB Hub
A7810-000	EMB HubLite
YBM07-010	Power Supply for EMB Hub and EMB HubLite



A8812  
Energy Monitoring Hub



A7810  
EMB HubLite

## VERIFEYE™ | High Density Pulse and Flex I/O Modules

### VerifEye™ Metering Communications Expansion Modules

#### High Density Pulse Module

The High Density Pulse Module provides a convenient way to expand a Leviton VerifEye™ Metering System by connecting the HD Pulse Module to an Energy Monitoring Hub (EMH) and/or ModHopper for system expansion. The HD Pulse Module accepts up to 23 standard pulse sensors and can function as a slave device with any ModBus master. This data can easily be integrated to a network of other critical energy sensors to provide a comprehensive energy monitoring solution. The HD Pulse Module is ideal for applications with a high density of pulse output devices, giving users access to meters that would previously require multiple modules.

#### Features and Benefits

- External communications handled via shielded twisted pair 18-22 gauge wire allow communication up to 4000 feet — and pulse input communication up to 200 feet (consult factory for longer runs) using 18-24 gauge control wire
- DIN or wall mounting make installation quick and easy
- Device verification — LED indicators for each pulse input allow for fast indication and verification of pulses to reduce installation and troubleshooting time
- Non-volatile memory retains configuration and pulse count totals during power failures for reliable data collection and retention
- Easily add pulse meters to ModBus network for a scalable, open protocol solution
- Field upgradable firmware for user-friendly future upgrades and expansion

#### Flex I/O Module

The Flex I/O Module is a cost-effective way to collect data from meters or sensors and bring the information into a ModBus network or energy monitoring system. As a stand-alone or bundled package, the Leviton Flex I/O can be incorporated with data acquisition and metering devices to provide a cost-effective energy monitoring solution. The Flex I/O is compatible with virtually any ModBus master, allowing customers the flexibility to use it in existing ModBus networks. Use with the Leviton Energy Monitoring Hub (EMH).

#### Features and Benefits

- Easily add meters and sensor to ModBus network
- 8x user selectable inputs
- 2x output relays
- 2x pulse replicator
- Non-volatile memory
- Industrial temperature range: -30°C to 70°C
- LEDs for visual verification/status reduce installation and troubleshooting time
- DIN or wall mount for easy installation
- Field upgradable firmware for user-friendly future upgrades and expansion

### SPOTLIGHT

#### Leviton California Title 24 Online Design Guide

Take advantage of Leviton's California Title 24 Design Guide on your laptop or mobile device. This comprehensive online guide is searchable by recommended Leviton solution, code article or application. To register go to [title24.leviton.com](http://title24.leviton.com) or download the Leviton California Title 24 mobile app, go to [leviton.com/apps](http://leviton.com/apps)



## VerifEye™ EMH+ Integrated Meter and HUB

The VerifEye™ EMH+ combines an onboard revenue-grade power meter, a Leviton Data Acquisition HUB and web server in a flexible all-in-one package. Installation time and costs are reduced with no external power supply needed. The device draws power from the connected voltage sense lines. CT amperages are field configurable. No additional software is required. VerifEye™ EMH+ uses an Ethernet (LAN) connection allowing end users to pull data via HTTP, XML, FTP or any custom protocol by utilizing the EMH+ Module to build their own applications. VerifEye™ EMH+ monitors three phase loads and can be easily expanded to support water, gas and steam monitoring applications for a comprehensive snapshot of a facility's total energy usage.

### Features and Benefits

#### Meters

- Data Collection
  - Logs and collects data on user selected intervals
  - Non-volatile memory stores data until the next scheduled upload or manual download
- Compatible with VerifEye™ BMO 2.0\* — allowing users to quickly access energy consumption information from a web-based platform
- Tracks real-time energy usage for demand response programs
- Meter data can be transferred to energy dashboards, kiosks and software applications
- Up to 32 ModBus meters can be added downstream
- Supports BACnet and other protocols on one device
- Seamlessly integrates with BMS and BAS systems

#### LCD Touch Screen

- Similar SmartPhone layout
- System set up from touch screen
- Set meter configurations from the full color touch screen

\*VerifEye™ BMO 2.0 is available at no cost with the purchase of VerifEye™ EMH+

#### Measured Parameters

- Meter Totals
  - kWh Net, Total Delivered, Received
  - kVARh Delivered, Received
  - kW instantaneous, block demand
  - kVAR, kVA instantaneous
  - Voltage L-L, L-N
  - Current
  - Power Factor
  - Frequency
- Per Phase
  - Voltage L-L, L-N
  - Current
  - Power
  - Power Factor

## EMH+

### EMH+ Integrated Meter and HUB

Description	Amps	CTs Included	Cat. No.
EMH+ Data Acquisition Server with 3-Phase Meter. Power Supply Included.	100A	3 Split CTs	A8814-1S3
	200A	3 Split CTs	A8814-2S3
	300A	3 Split CTs	A8814-3S3
	400A	3 Split CTs	A8814-4S3
	600A	3 Split CTs	A8814-6S3
	800A	3 Split CTs	A8814-8S3
	1600A	3 Split CTs	A8814-163
	3000A	3 Split CTs	A8814-303
	5000A	3 Split CTs	A8814-503



A8814

## VERIFEYE™ | Current Transformers

### Submetering Current Transformers

The better the equipment, the better the measurement. Leviton meters utilize highly accurate current transformers for revenue-grade performance certified to ANSI standards. Competing products use current sensors that do not provide the same level of performance. Leviton meter kits include Current Transformers (CTs) for high-quality, long-term accuracy and reliability. Options include split and solid core models. For added safety, all Leviton current transformers come with built-in voltage suppression devices that prevent hazardous voltages from developing on CT secondaries should they become disconnected from a meter with load current present. Compact and cost-effective solid core CTs slip over power lines to measure the electrical current flowing through the line. They are compact and cost effective. For solid core CT installation, power must be de-energized and the circuit opened, in order to slip the CT over the power line.

### Singles

#### Solid Core — For use with Series 8000 Meters, Mini Meters and MMUs

Cat. No.	Amp	Description
CDE01-K11	100:0.1A	Solid Core, 0.67", Black
CDE01-L11	100:0.1A	Solid Core, 0.67", Blue
CDE01-R11	100:0.1A	Solid Core, 0.67", Red
CDA01-K12	100:0.1A	Solid Core, 0.72", Black
CDA01-L12	100:0.1A	Solid Core, 0.72", Blue
CDA01-R12	100:0.1A	Solid Core, 0.72", Red
CDE02-K11	200:0.1A	Solid Core, 0.67", Black
CDE02-L11	200:0.1A	Solid Core, 0.67", Blue
CDE02-R11	200:0.1A	Solid Core, 0.67", Red
CDA02-K12	200:0.1A	Solid Core, 0.72", Black
CDA02-L12	200:0.1A	Solid Core, 0.72", Blue
CDA02-R12	200:0.1A	Solid Core, 0.72", Red
CDF04-K24	400:0.1A	Solid Core, 1.5", Black

#### Split Core — For use with Series 1000, 2000, 3500 and 8000 Meters, and Series 2000 (MMUs) Only

Cat. No.	Amp	Description
CTD01-K16	100:0.1A	Split Core, .75" x .75"
CTD02-K16	200:0.1A	Split Core, 1" x 1"
CTD04-K23	400:0.1A	Split Core, 1.5" x 1.5"
CTC08-K46	800:0.1A	Split Core, 3" x 3.5"
CTC12-K46	1200:0.1A	Split Core, 4" x 6"
CTC16-K96	1600:0.1A	Split Core, 4" x 6"
CTC30-57B	3000:0.1A	Split Core, 5" x 7"
CTC50-57B	5000:0.1A	Split Core, 5" x 7"

#### Split Core — For use with Series 4000 Industrial ModBus Meter Kits Only

Cat. No.	Amp	Description
CTV01-K21	100:0.333V	Split Core, 1.6" x 2.1"
CTV02-K21	200:0.333V	Split Core, 2.2" x 2.8"
CTV04-K40	400:0.333V	Split Core, 6" x 5.2"
CTV08-K40	800:0.333V	Split Core, 6" x 5.2"

#### Rogowski Coil — For use with Series 4000 Industrial ModBus Meter Kits Only

Cat. No.	Amp	Description
CRV50-K62	20-5000A	Rogowski Coil, 12"
CRV50-K93	20-5000A	Rogowski Coil, 18"
CRV50-KC2	20-5000A	Rogowski Coil, 24"

#### Kits — For use with Mini Meters and MMUs Only

Cat. No.	Amp	Description
CDE01-211	100:0.1A	CT Kit, 0.67", Red, Black
CDE01-311	100:0.1A	CT Kit, 0.67", Blue, Red, Black
CDA01-212	100:0.1A	CT Kit, 0.72", Red, Black
CDA01-312	100:0.1A	CT Kit, 0.72", Blue, Red, Black
CDE02-211	200:0.1A	CT Kit, 0.67", Red, Black
CDE02-311	200:0.1A	CT Kit, .067", Blue, Red, Black
CDA02-212	200:0.1A	CT Kit, 0.72", Red, Black
CDA02-312	200:0.1A	CT Kit, 0.72", Blue, Red, Black



Solid Core Current Transformers  
For use with Series 8000 Meters,  
Mini Meters and MMUs Only



Split Core Current Transformers  
For use with Series 1000, 2000,  
3500 and 8000 Meters, and  
Series 2000 (MMUs) Only



Split Core Current Transformers  
For use with Series 4000  
Industrial ModBus  
Meter Kits Only



Rogowski Coil  
Current Transformer  
For use with Series  
4000 Industrial ModBus  
Meter Kits Only



## Metering Communications Expansion

### ModHopper

The ModHopper is a breakthrough mesh technology design that makes connecting ModBus RTU (RS485) and pulse devices simple and cost effective. Our “smart” ModHopper transceivers eliminate the need for costly wiring runs, allowing users to capture meter data in the most challenging retrofit and campus environments. Collect meter points in existing buildings with minimum downtime or disruption of day-to-day operations.

#### Features and Benefits

- Designed specifically for wireless metering and Leviton VerifEye™ Metering Solutions for guaranteed compatibility
- No software or programming required — devices automatically configure when powered, reducing labor costs and installation time
- Wireless “mesh” network — self-healing, self-optimizing for ease of installation and maintenance
- Connect up to 32 ModBus and 2 pulse devices per ModHopper for the ultimate expandable solution
- Long distance communication (3000ft indoor/14 miles LOS) for flexibility of placement and easier future expansion
- Multiple independent network capability
- Reliable, constant two-way communication and packet verification
- Point to multi-point communication
- Field upgradable firmware for user-friendly future upgrades and expansion


### VerifEye™ Metering Communications Expansion Components and Bundles

#### Metering Communications Expansion Components

Cat. No.	Description
A8911-000	High Density Pulse Module, 23 Inputs
A8332-000	Flex I/O Module, 8 User Selectable Inputs, 2 Relay Outputs
R9120-500	ModHopper and Power Supply

#### NEMA Communication Bundles

Cat. No.	Description
A8810-PS1	Energy Monitoring EMB Hub with line voltage power supply, NEMA 4X enclosure
A7810-PS1	Energy Monitoring EMB HubLite with line voltage power supply, NEMA 4X enclosure
A8911-PS1	HD Pulse Module with line voltage power supply, NEMA 4X enclosure
A8332-PS1	Flex I/O Module with line voltage power supply, NEMA 4X enclosure



## VerifEye™ Software Solutions

### Save Energy, Reduce Costs, Be Sustainable

With a competitive global economy, soaring energy prices, increasing environmental issues and technology-based decision making, your profitability depends on the ability to analyze and control operating costs. Better energy management saves money and translates to an improved bottom line.

Verification Software Includes			
Measurement & Verification (M&V)	Page #	Tenant Billing	Page #
<b>Building Manager Online (BMO) 2.0</b> Web-based interval data collection software platform	<b>N-77</b>	<b>BillSuite</b> Provides individual tenant billing capabilities to ensure accurate and complete recovery of tenant energy costs	<b>N-79</b>
<b>Energy Manager</b> Energy monitoring platform which interprets submeter data and exports real-time reports in selected time increments, stretching from hour-by-hour to year-by-year	<b>N-78</b>		

## Measurement & Verification (M&V) Software

### Measure. Monitor. Manage. If You Don't Measure It, You Can't Manage It.

Energy monitoring and reporting is the key to measuring and managing energy efficiency and cost.

Decision makers everywhere are turning to VerifEye™ Measurement & Verification (M&V) Software solutions to get the information they need to make smart energy choices. An advanced web based platform that provides real time data for your entire enterprise, Leviton Building Manager Online (BMO) 2.0 and Energy Manager deliver the most sophisticated tools to drive energy efficiencies, reduce operating costs and create more sustainable, environmentally sound facilities.

## How VerifEye™ Measurement & Verification (M&V) Software Works

### Simple, Effective, Turnkey Solution to Monitor Energy in Real Time

- Meters record real-time consumption data
- Energy Monitoring Hub (EMH) receives meter data and pushes it to Energy Manager data center
- Data Center stores, manages and reports data in real time
- VerifEye™ M&V software analyzes, formats and reports the data
- User logs into VerifEye™ M&V software website and accesses data and reports



N

Energy Management

## Measurement & Verification (M&V) Software

### Building Manager Online (BMO) 2.0

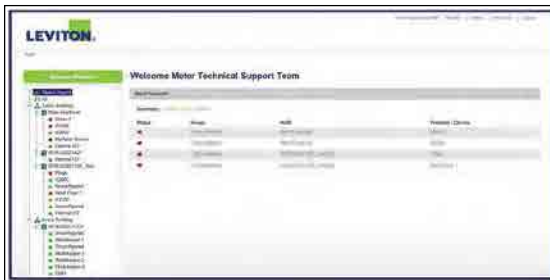
#### Features and Benefits

- Leviton hosted software application — no software installation required
- Set alarms and view graphical and historical data in intervals from one year to as short as an hour
- Provides a daily view summary of load profiles to help identify high and low consumption days and visual daily trending patterns
- Shows the effects of energy conservation measures by tracking load profiles over a given time period
- Quickly view any building or end-user for a summary of operating parameters
- Export data to spreadsheets for analysis (.csv files)
- Plot charts to show trends and provide analytical charts with demand profiling
- Select date ranges to display information
- Copy and paste graphs into your own reports with BMO's convenient legends

#### Building Manager Online Software

##### Description

Available at no cost with purchase of any VerifEye™ Data Acquisition Hub. Visit [www.levitonbmo.com](http://www.levitonbmo.com) for more information.



BMO 2.0 Welcome Screen



BMO 2.0 Roll Up Report



BMO 2.0 Status Graph

Function	Current Reading
Watts Total (W)	1395.19 WVA
Watts to grid	0 WVA
Watts to load	1395.19 WVA
Watts to load (net)	1275.21 WVA
Watts to load (gross)	9 WVA
Watts to load (net) (WVA)	1275.21 WVA
Watts to load (gross) (WVA)	9.98 WVA
Watts to load (net) (WVA)	1275.21 WVA
Watts to load (gross) (WVA)	9.98 WVA
Watts to load (net) (WVA)	1275.21 WVA
Watts to load (gross) (WVA)	9.98 WVA
Watts to load (net) (WVA)	1275.21 WVA
Watts to load (gross) (WVA)	9.98 WVA
Watts to load (net) (WVA)	1275.21 WVA
Watts to load (gross) (WVA)	9.98 WVA

BMO 2.0 Status Report

### VerifEye™ Energy Manager Software — Detailed reporting in just three clicks

#### Features and Benefits

- Simplified, easy to use with intuitive drilldown functionality
- Identify cost saving measures that can lead to greater profitability
- Discover energy inefficiencies that may be difficult to see
- Establish baselines, budgets and allocation of energy use & costs within an enterprise
- Measure and monitor the enterprise's carbon footprint
- Enhance LEED certification ratings with credits for measuring, monitoring and verification
- Adopt best-business practices for efficient energy use
- Track and trend consumption and site performance versus goals
- Highlight maintenance issues — identify sites and equipment that need immediate attention
- Trend, compare and validate utility bills
- Advanced, intuitive energy management reporting in just 3 clicks

#### Energy Manager Monitoring Software

Cat. No.	Description
LEMSB-000	Energy Manager Software — Base License Program - includes (8) control points and (1) user account
LEMSP-000	Energy Manager Software — Additional Points License - includes (8) control points
LEMSB-R00	Energy Manager Software — Base License Program Renewal
LEMSP-R00	Energy Manager Software — Additional Points License Renewal



Daily Report



Energy Center Report



Annual Report



Carbon Emissions Report



Comparison Report



Multiple Meter Analysis Report

N

Energy Management

## BillSuite Tenant Billing Software

### Measure. Monitor. Manage. Bill.

BillSuite is a PC based software program that provides individual tenant billing capabilities to ensure accurate and complete recovery of tenant energy costs. BillSuite provides graphical profiling of interval data and generates charts and graphs of consumption and demand data. This software solution automates the tenant billing process by eliminating manual meter readings for simplified, more accurate measurement and verification.

#### Features and Benefits

##### Key Benefits

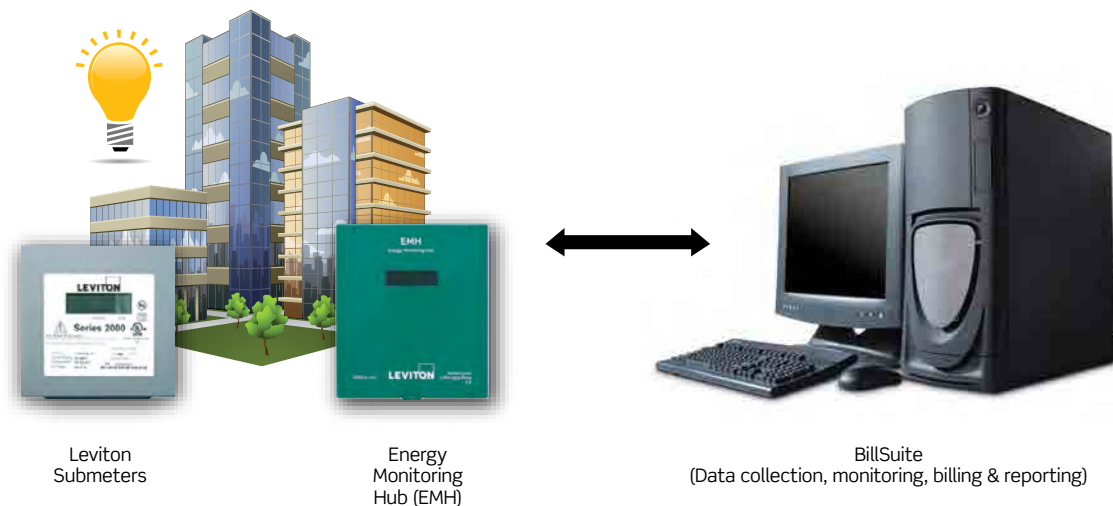
- Generate monthly electricity bills for each tenant
- Improve cash flow and increase net operating income
- Eliminate uncertainty of variable utility costs
- Delegate energy usage accountability to tenants
- Improve tenant satisfaction and retention
- Increase property value
- Enables facility manager to identify and fix energy waste and reduce overall cost

##### Key Features

- Monitor energy consumption of each tenant or whole building on a 24x7 basis
- Meters can be in a basement, wire closet or individual unit
- Billing of each tenant from the convenience of your PC
- Monthly and periodic billing reports for any or all meters
- Energy profile to identify peak demand and energy waste

## How Leviton BillSuite Works

Simple, Effective, Turnkey Solution to Monitor & Bill Energy Usage



## VERIFEYE™ | BillSuite Tenant Billing Software

Continued from previous page

### BillSuite Tenant Billing Software

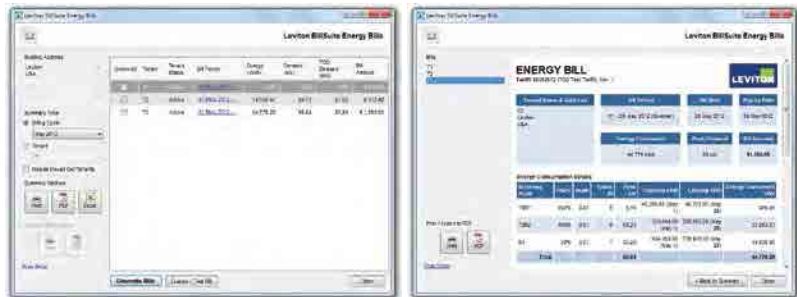
#### Real-Time Energy Data Monitoring

BillSuite generates individual bills for user definable dates by using data automatically downloaded from the Leviton metering system.



#### Powerful & Flexible Tenant Billing

Very powerful and flexible billing system — intuitive and fully customizable with custom billing tariffs.



#### Energy Usage Analysis for Energy Management

Energy management is the key to smart energy use and cost control. It consists of collecting, storing, analyzing and reporting data to give end users the information they need to make smart, effective energy decisions.



Note: Other submeters such as gas, water, BTU, etc. can be added to tenant bill

### BillSuite Tenant Billing Software

Cat. No.	Description
LBSSW-01L	BillSuite Software 1 - 50 Meters
LBSSW-02L	BillSuite Software 51 - 100 Meters
LBSSW-03L	BillSuite Software 101 - 200 Meters
LBSSW-04L	BillSuite Software 201 - 300 Meters
LBSSW-05L	BillSuite Software 301 - 400 Meters
LBSSW-06L	BillSuite Software 401 - 550 Meters
LBSSW-07L	BillSuite Software 551 - 750 Meters
LBSSW-08L	BillSuite Software 751 - 1000 Meters



## Electric Vehicle Supply Equipment

# 0

evr-green® Networked Charging Stations .....	0-2
Level 2 Public Use Charging Stations .....	0-5
evr-green® Non-Networked Charging Stations ..	0-7
400 Electric Vehicle Charging Station .....	0-7
320 Electric Vehicle Charging Station .....	0-8
EV Charging Station Pedestal System .....	0-9
Charge Connector Assemblies .....	0-10
Charging Station Pre-Wire System .....	0-11
EVSE Accessories .....	0-12

## evr-green® Networked Charging Stations for Public Applications

-chargepoint+ Network Services

The Best Way to Connect with EV Drivers

### Features and Benefits

Leviton's Evr-Green® public use charging stations offer municipalities, corporations, workplaces, fleets and utilities high-reliability, plug-in electric vehicle charging that drivers prefer. The easy-to-use stations provide multiple power options and integrate aesthetics and ergonomics with sturdy construction — making them ideal for commercial and outdoor public applications. Leviton ChargePoint® enabled electric vehicle charging stations include one free year of ChargePoint® network services as well as free activation of Chargepoint® stations. ChargePoint® network services provide everything needed to manage your EV charging stations, including:

#### EV Driver Support, 24x7x365

Drivers call a toll-free phone number (1-888-758-4389) printed on each station so that without leaving the station or their vehicle, EV drivers receive assistance. ChargePoint® customer support can troubleshoot the station, start and stop a charging session, and reboot the station remotely.

#### Remote Monitoring, Troubleshooting and Updating

Log-in to ChargePoint® Service Manager and see real-time operation status for every station. Service the charging stations remotely instead of traveling to each station. Charging sessions can be started or stopped and a station can be rebooted remotely. Need assistance? Call the ChargePoint® toll-free number where the ChargePoint® Network Operations Center is also watching to help maximize station uptime. As new features are added, ChargePoint® stations stay up to date with firmware updates delivered over the air.

#### Detailed Usage Reports

Station Manager includes a flexible, feature-rich reporting tool. Choose your report format: charts, tables, or export to CSV comma delimited format. Leviton offers superior customer support on establishing usage, tracking and audit reports.

**Get detailed reports:** Select the level of detail you need ranging from per session to across all stations.

See station usage by time of day including each charging session's duration, energy consumed, and payment collected. Measure trends such as average turnover and session duration. View energy usage and Greenhouse Gas (GhG) emissions prevented across a group of stations or all stations.

**Track and report data for taxes and compliance:** Track usage data for compliance with evolving policies that may tax electricity dispensed as fuel. If you are providing EV charging for employees, you'll have the data for benefit reporting required by tax codes.

**View charging station audit reports:** Collect information about session terminations, station reboots, cord removals, ground faults and station maintenance needs via timely alarms, and export it for further analysis.

Continued on next page

### SPOTLIGHT

#### Evr-Green® 4000 Dual Port Level 2 Public Use Charging Station

*Evr-Green® 4000 Level 2 Public Use Charging Stations provide corporations, municipalities and utilities industry leading EV charging solutions. Integrating design and functionality with superior reliability and durability, the Evr-Green® charging stations are ideal for workplace, commercial, or outdoor public charging. Visit [www.leviton.com/evrgreen](http://www.leviton.com/evrgreen) for more information.*





Continued from previous page

### Features and Benefits

#### RFID Card Readers

EV Drivers “authorize” themselves on the station using a ChargePoint® RFID card, contactless RFID credit card or by calling the toll-free number (1-888-758-4389). ChargePoint® stations include two RFID card readers: one for ChargePoint® RFID card and the other for contactless RFID credit card. RFID readers reduce station maintenance and increase station uptime as compared to magnetic swipe readers. When not in use, ChargePoint® station charging connectors are locked in place and no power is available. To release the charging connector, the EV driver must be authorized. The EV driver becomes authorized to use the station by:

- i. Tapping a valid ChargePoint® card on the screen
- ii. Tapping a valid contactless RFID credit card on the screen
- iii. Calling the toll-free number (1-888-758-4389)

The authorization process applies even if you are not collecting payment on the station. And provided there is no access restriction on the station, a contactless credit card can be used to release the charging station’s connector.

Leviton provides activation of the ChargePoint® network at no additional charge.

#### Rights Granting

ChargePoint® Network Services lets you grant rights to other individuals within your company or to personnel who work for an external service provider. Rights Granting makes it easy for station owners to delegate activities such as billing, usage monitoring, reporting and provisioning to multiple personnel.

#### Station Access Restriction using ChargePoint® Card

ChargePoint® Connections and the ChargePoint® card automate the process of giving drivers access to your stations. Businesses can encourage drivers to charge at their stations with incentives and promotions. Employers can simplify the process of providing and removing employee access to their charging stations.

#### Advertising Message Display

Use the station’s display to communicate timely, targeted offers and other text-based messages to drivers. Station messages are managed through Station Manager. Place a different message on each station or the same message across groups of stations and change messages as frequently as you like.

#### Custom Station Groups and Driver Groups

Grouping can make charging stations and drivers easier to view and manage. Organize your charging stations and the drivers using them into any number of arbitrary groupings. Define a group of stations just for employees and another group for public use. Set one price for one group of stations and a different price for another group. For companies with multiple locations, organize charging stations by building, state, and region. The possibilities are virtually endless.

Continued on next page

#### RFID Cards



## NETWORKED CHARGING STATIONS | Network Services

Continued from previous page

### evr-green® Networked Charging Stations for Public Applications

#### -chargepoint+ Network Services

The Best Way to Connect with EV Drivers

#### Features and Benefits

##### Payment Collection and Processing

Using the charging station, you can automate fee collection with the PCI-compliant ChargePoint® Network. ChargePoint® stations include two RFID readers, one for contactless RFID credit cards and the other for ChargePoint® RFID cards. Using Station Manager's Flex Billing application, station owners set pricing to suit their marketplace and goals for operating the station. A flexible system, station owners can set fees for different groups of drivers time of day, session duration, kWh, or any combination of those parameters. Before implementing kWh pricing, check with your local utility for any restrictions.

##### Online Reservation System

EV drivers with ChargePoint® cards can reserve charging time on a station. Using either the ChargePoint® website or ChargePoint® mobile apps, EV drivers can check a station's availability and make a reservation if the station accepts reservations. To accept reservations, Payment Collection must be enabled on the station. Stations with the reservation feature enabled can only authorize charging sessions resulting from a reservation.

##### Mobile Applications for iPhone, Blackberry and Android

These free mobile apps help EV drivers quickly locate a station, view available charging ports, map stations along their trip, receive turn-by-turn directions to a station, determine if payment is required, and make a reservation on a station.

##### Mobile Alert System

EV drivers using a ChargePoint® card receive texts or emails with alert messages regarding charging station status such as: Charging Successfully, Finished Charging, Plug-Out at the Station, and Ground Fault Interruption at Station. Alert messages include the ChargePoint® toll-free number in case assistance is needed.

##### Training

Video-based training is available to help station owners learn about ChargePoint® Network features and how to use them on their stations. Training videos are located within the question/help section of ChargePoint's Station Manager application.

#### ChargePoint® App



### Level 2 Public Use Charging Stations

#### evr-green® 4000

##### Featuring ChargePoint® Network Services

Evr-Green® 4000 Level 2 Public Use Charging Stations provide corporations, municipalities, workplaces, and utilities industry leading EV charging solutions. Integrating design and functionality with superior reliability and durability, Evr-Green® charging stations are ideal for, commercial and outdoor public charging. They are available in bollard and wall mount configurations for easy installation anywhere. For applications where available power may be limited, the innovative power sharing feature enables two charging ports to share a single circuit, allowing for sites with single-port EV stations to upgrade to dual-port stations without requiring additional electrical services. For new installations, these require half the electrical capacity and installation complexity of comparable dual-port stations. Models are available with two standard SAE J1772™ Level 2 charging ports, each supplying up to 7.2kW (208/240V AC @ 30A). The need for drivers to coil up the cord is eliminated with the self-retracting cord management system, ensuring that the cord is always off the ground when not in use.



Dual Port Bollard Mount



Dual Port Wall Mount

## NETWORK CHARGING STATIONS | evr-green® Single & Dual Port Level 2

### evr-green® 4000 Level 2 Public Use Charging Stations

Specifications for Level 2		
Category	Single Port	Dual Port
<b>Electrical Input</b>		
Input Power — Standard	208/240VAC 60Hz single phase @ 30A	208/240V AC 60Hz single phase @ 32A x 2
AC Power Input Rating — Power Sharing	n/a	208/240 V AC 60Hz single phase @ 32A
Input Power Connections — Standard	One 40A branch circuit	Two independent 40A branch circuits
Input Power Connections — Power Sharing	n/a	One 40A branch circuit
Required Service Panel Breaker — Standard	40A dual pole (non-GFCI type)	40A dual pole (non-GFCI type) x 2
Required Service Panel Breaker — Power Sharing	n/a	40A dual pole (non-GFCI type)
Service Panel GFCI	Do not provide external GFCI as it may conflict with internal GFCI (CCID)	
Wiring — Standard	3-wire (L1, L2, Earth)	5-wire (L1, L1, L2, L2, Earth)
Wiring — Power Sharing	n/a	3-wire (L1, L2, Earth)
Standby Power	8W typical (standby), 15W maximum (operation)	
<b>Electrical Output</b>		
AC — Standard	7.2kW (240VAC @ 30A)	7.2kW (240V AC @ 30A) x 2
AC — Power Sharing	n/a	7.2kW (240V AC @ 30A) x 1 or 3.8kW (240V AC @ 16A) x 2

### evr-green® Level 2 Public Use Charging Stations

Evr-Green® Level 2 Public Use Charging Stations are comprised of four key components: *Mounting Mechanism*, *Cable Management Assembly*, *Head Unit* and *Mounting Cap*. To order a Level 2 Public Use Charging Station, select a mounting mechanism, cable management assembly, head unit and mounting cap. A complete system must contain items from each system section.

Level 2 Charging Stations		
Level 2 Component	Description	Cat. No.
<b>Mounting Mechanism</b>	Bollard Mounting Body	CPMBX
	Wall Mounting Body	CPMEX
<b>Cable Management Assembly</b>	Retractable Cord Management Assembly	CPCBX
<b>Head Unit</b>	<b>Each installation requires at least one gateway unit. The gateway head contains the cellular modem for communication with the ChargePoint® Network.</b>	
	Gateway Head, Single Port, US SIM, (1) 18ft charging cable, 1-Year Token for 1 Level 2 Port. Activation requires submission of Master Service Agreement.	CPHG1
	Gateway Head, Dual Port, US SIM, (2) 18ft charging cables, 1-Year Token for 2 Level 2 Ports. Activation requires submission of Master Service Agreement.	CPHG2
	Gateway Head, Dual Port, (2) 18ft charging cables, 1-Year Token for 2 Level 2 Ports. Activation requires submission of Master Service Agreement. CANADA only.	CPHG2-C
	LAN Head, Single Port, US & Canada, (1) 18ft charging cable, 1-Year Token for 1 Level 2 Port. Activation requires submission of Master Service Agreement.	CPHD1
	LAN Head, Dual Port, US and Canada, (2) 18ft charging cables, 1-Year Token for 2 Level 2 Ports. Activation requires submission of Master Service Agreement. CANADA only.	CPHD2
<b>Mounting Cap</b>	Bollard Mount Cap	CPCAP-B
	Wall Mount Cap	CPCAP-W
<b>Charging Station Software</b>	The ChargePoint® Network Service includes online software that provides station owners with real-time station monitoring, station reporting, and billing software. To use ChargePoint® Network Services, station owners must complete ChargePoint's Master Service & Subscription Agreement.	—

### evr-green® 400

#### Electric Vehicle Charging Station for Level 2 EV Charging: 40A, 9.6kW Output


Leviton introduces its next generation electric vehicle charging station — designed with a durable thermoplastic cover. Leviton's Evr-Green® 400 Home Charging Station enables fast-charging of any SAE J1772™ compatible electric vehicle. The 40A charging station optimizes the charge time for vehicles with onboard chargers larger than 6.6kW. The 40A charging station includes a 25-foot charging cable, which offers flexibility in the mounting location.

#### Features and Benefits

- Compatible with all Electric Vehicle Supply Equipment (EVSE) standards and recommended practices including SAE J1772™, NEC 625, UL 2231, and UL 2594
- Tool-less, “non-permanent” installation also makes it easier to remove and replace — or take with you in the event you move\*
- Built-in communication verifies proper connection with the vehicle before charging can commence
- Auto reclosure feature enables charging to restart following a minor power interruption, thereby reducing the chance of being stranded with an uncharged battery
- Ideal for home charging or light commercial applications
- Cord connected installation is ideal for indoor applications and capable of being converted to a “hard-wired” installation if required
- Enclosure is rated NEMA Type 4 Watertight (hard-wired applications only)
- Wrap around cord management for easy storage between uses
- Ground monitor interrupter circuit for additional safety
- Charge connector lockout hole prevents unauthorized use
- Backed by an industry leading limited 3-year warranty

\*When used in conjunction with Leviton's EVK05 Installation Kit

#### EVB40-P5T



#### Evr-Green® 400 EV Level 2 Charging Station

Description	Cat. No.
Evr-Green® 400 Charging Station, 40A, 9.6kW output, flush mount, cord-connected (plug-in)	EVB40-P5T
Evr-Green® 400 Charging Station, 40A, 9.6kW output, surface mount, cord-connected (plug-in)	EVB40-PST
Pre-Wire Installation Kit for EVB40	EVK05-M

## NON-NETWORK CHARGING STATIONS | evr-green®320

### evr-green® 320

#### Electric Vehicle Charging Station for Level 2 EV Charging: 32A, 7.7kW Output

Leviton's Evr-Green® 320 Charging Station enables fast-charging of any SAE J1772™ compatible electric vehicle.

#### Features and Benefits

- Compatible with all charging station standards and recommended practices, including SAE J1772™, NEC 625, UL 2231 and UL 2594
- Built-in communication verifies proper connection before charging can commence
- “Non-permanent” installation also makes it easier to remove and replace or take with you in the event you move\*
- Recommended and preferred brand for several major automakers
- “Auto-Reclosure” feature enables charging to restart following a minor fault, thereby reducing the chance of having an undercharged battery
- Charge Connector rated to 40A and utilizes low carbon footprint materials in construction
- Enclosure is rated NEMA Type 4 for indoor and outdoor use
- 18' and 25' charging cable options available
- Ground monitor interrupter circuit for safety
- Backed by an industry leading limited 3-year warranty

\*When used in conjunction with Leviton's EVK05 Installation Kit and NEMA 6-50P input plug

#### EVB32-H18



#### Parts needed for plug-in installation:

- **Plug in installation kit;**  
i.e. Leviton Cat. No. EVK05-M
- **NEMA 6-50 plug;**  
i.e. Leviton Cat. No. 9650-P
- **18.5" of type SOOW or better with 2/8AWG + G, 133/29 stranding, nominal O.D. 0.845**
- For strain relief installation please contact Leviton customer service at 1-877-338-7473

#### Evr-Green® 320 EV Level 2 Charging Station

Description	Cat. No.
Evr-Green® 320 Charging Station, 32A, 7.7kW output, 18' charging cable, hard-wired	EVB32-H18
Evr-Green® 320 Charging Station, 32A, 7.7kW output, 25' charging cable, hard-wired	EVB32-H25
Pre-Wire Installation Kit for EVB32	EVK05-M

### evr-green® Electric Vehicle Charging Station Pedestal System

#### Single or Dual Mount EVSE Pedestal for use with Evr-Green® 320 Charging Stations

The Leviton commitment to help create a sustainable environment is further manifested in our complete line of electric vehicle supply equipment (EVSE) and support services. Whether you are an EV driver, a commercial business, utility company or municipality, there's an Evr-Green® solution for you. Our new EVSE pedestal used in conjunction with the Evr-Green® 320 Electric Vehicle Charging Station provides durable electric vehicle charging for indoor or outdoor uses. The EVSE pedestal system can accommodate up to 2 charging stations enabling charging for two parking spots and the Evr-Green® 320 Electric Vehicle Charging Station delivers an industry leading 15kW of power. The EVSE pedestal is perfect for auto dealerships, car rental agencies, city & township municipalities, health care facilities, educational institutions and any commercial or MDU setting.

#### EVPED-002



#### Features and Benefits

- Allows for one or two electric vehicle charging stations to be efficiently mounted on a single pedestal to save installation cost, space and time
- Compliant with Americans with Disabilities Act (ADA) recommended charge connect height of less than 48" and greater than 24"
- Constructed of durable powder coated steel to withstand environmental conditions
- Convenient docking station for charge connector ensures added connector protection
- Inexpensive lockable and secure systems. Both the charging station and charge connector can be locked to prevent unauthorized use or removal
- Pedestal also available separately from bundle
- 1-Year limited warranty

#### Specifications for Pedestal System

Description	Material Specification
Pole/Base	Powder Coated Steel
Charge Connector Docking Bracket	Valox® PBT & Powder Coated Steel
Mounting Hardware	Stainless Steel

#### Evr-Green® Electric Vehicle Charging Station Pedestal System

Description	Cat. No.
Evr-Green® 32A, 7.7kW output, 18' charging cable, & Pedestal Mounting Pole and Base {Includes (1) EVPED-002 & (1) EVB32-H18}	EVP32-H81
Pedestal Mounting Pole and Base	EVPED-002
Evr-Green® 320 Charging Station, 32A, 7.7kW output, 18' charging cable	EVB32-H18

## NON-NETWORK CHARGING STATIONS | evr-green® Charging Assemblies

### 40A Electric Vehicle Charge Connector Assembly

#### For SAE J1772™ Level 2 Compliant Charging

Leviton is proud to announce the introduction of the 40 Amp Electric Vehicle Charge Connector Assembly. Featuring a superior, ergonomically designed connector handle and high performance UL Type EV cable, Leviton EV Charge Connector Assemblies are the smart choice for integrating into your Electric Vehicle Supply Equipment.

#### Features and Benefits

- SAE J1772™ compliance to ensure compatibility with all compliant EV supply equipment and electric vehicles
- 25ft flexible and durable 3 X 8AWG cable meets all UL 62 standards
- Silver over nickel-plated copper alloy contacts for superior conductivity and corrosion resistance
- Designed to provide greater than 10,000 operating cycles — that's more than 27 years of daily use\*
- NEMA 3S enclosure rating ensures continuous operation even in extreme conditions
- Anti-theft mechanism provides protection against unauthorized use
- Leviton EVSE are preferred by 3 major automakers and used at 3,000+ dealerships

\*Assumes one charging cycle per day

#### EVJ46-PEV



#### 40 A Level 2 Charge Connector Assembly

Description	Assembly Weight	Cat. No.
40A Max, 208-240V AC Level 2 EV Charge Connector Assembly, 25ft Cord Length	13.2 lbs.	EVJ46-PEV

#### Related Products

Description	Assembly Weight	Cat. No.
30A Max, 208-240V AC Level 2 EV Charge Connector Assembly, 20ft Cord Length	10.3 lbs.	A2034-PEV
15A Max, 208-240V AC Level 2 EV Charge Connector Assembly, 25ft Cord Length	5.1 lbs.	A2055-PEV



### evr-green® Home Charging Station Pre-Wire System

#### Prepares Your Home for Easy, Do-It-Yourself Installation of Leviton's Evr-Green® Home Charging Stations

Leviton introduces our ground-breaking Evr-Green® home charging station pre-wire system. An industry first, this revolutionary concept enables the home to be prepared before the new electric vehicle and home charging station is purchased, ensuring fast charging from the moment the new car is home. Once the appropriate pre-wire Kit is installed, all that is needed to begin charging is to hang the home charging station on the installed mounting bracket, plug it in, and you're ready to charge.

#### Pre-Wire System Includes:

- |                      |                                 |
|----------------------|---------------------------------|
| 1. Bracket           | 5. Mounting Template            |
| 2. Mounting Hardware | 6. Installation Instructions    |
| 3. Safety Cover      | 7. Quick Install Guide          |
| 4. Receptacle        | 8. Thermoplastic Electrical Box |

#### Features and Benefits

- Powder-coated steel mounting bracket provides for simple, do-it-yourself installation
- Patent-pending system enables you to upgrade your charging station without the need to rewire
- Reduces the need for special electrical permits
- Can be used in new construction or retrofit applications
- UL Listed components ensure safety



Home Charging Station Pre-Wire System for 32A and 40A Chargers

#### Home Charging Station Pre-Wire System

Description	For Use With	Cat. No.
Leviton Installation Kit for Evr-Green® 320 and Evr-Green® 400	32A and 40A Chargers	EVK05-M

## EVSE ACCESSORIES

### Electric Vehicle Supply Equipment Accessories

#### Powerswitch® Safety Disconnect Switches

##### Description

##### Powerswitch® Safety Disconnect Switches

Watertight and dust-tight Powerswitch® safety disconnect switches are the ideal choice for secure protection while used in conjunction with our Evr-Green® line of electric vehicle supply equipment. Heavy duty enclosed safety disconnect switches cut power to the circuit for equipment servicing.

##### Reference

See page **A-28** in the Switches & Motor Controls section for details



#### Submetering

##### Description

##### Submetering

Leviton provides an integrated approach for tracking, monitoring, and verifying electrical consumption and implementing cost and carbon footprint reduction. With the addition of precise energy measurement and verification systems, Leviton customers have an integrated solution for achieving their sustainability goals.

##### Reference

See page **N-56** in the Energy Management section for details



#### Surge Protection

##### Description

##### Surge Panels for non-Networked Electric Vehicle Charging Stations

Leviton's 51120 Series panel mount surge protective devices are ideal for use with non-networked Electric Vehicle Charging Stations. Designed for use in homes and apartment buildings at the service entrance, electrical utility meter, or other branch panel locations these panel mount surge protective devices come with a standard J-Box enclosure with pre-punched standard knock-outs so they can be easily surface mounted in typical frame construction.

##### Reference

See page **F-17** in the Surge Protective Devices section for more details



##### Description


##### Surge Panels for Networked Public Use Charging Stations

Leviton's 52120-7M3 panel mounted surge protective devices are ideal for use with Networked Public Use Charging Stations. Designed for use in industrial, commercial and residential environments, the 7-mode parallel-operated design ensures continuous power even if surge protection is disabled.

##### Reference

See page **F-10** in the Surge Protective Devices section for more details





# Security and Automation

# P

- Home Automation ..... P-2
  - Vizia RF +® ..... P-2
- Commercial Automation ..... P-11
  - LevNet RF™ ..... P-11
  - Key Card Switches ..... P-16
- Leviton Security & Automation Line ..... P-17
  - Safety & Security ..... P-19
    - Omni™ Control Systems ..... P-20
    - Video Surveillance ..... P-27
    - Access Control ..... P-28
  - Energy Management ..... P-30
    - Lumina™ Gateway and Lumina™ RF ..... P-31
    - Lighting Control ..... P-33
    - Thermostats ..... P-40
    - ZigBee® Wireless ..... P-42
- Entertainment ..... P-43
  - Distributed Audio ..... P-44
  - BitWise ..... P-47



HOME AUTOMATION | Vizia RF +®

## Home Automation

### Vizia RF +® Home Controls

Join a revolution in the home automation industry with Vizia RF +® wireless lighting and home control technology. The innovative and affordable Vizia RF +® offers features that are desired by professional installers and appreciated by homeowners. It provides dramatic scene transitions, extended zone lighting control, industry standard two-way status updating and true integration of household electrical devices. Use Vizia RF +® to add functionality and reduce energy consumption in new construction and existing homes and residences.








Equipped with Z-Wave® home automation technology, Vizia RF +® allows tailoring of the perfect home control solution. Imagine a home in which the lighting automatically adapts to your needs. For example, in the kitchen, one button can slowly dim the ceiling light while subtly brightening the chandelier over the kitchen table. Vizia RF +® can control other rooms just as impressively. It also works well with exterior fixtures, enabling them to be controlled throughout the house.

The Vizia RF +® product line includes new customer-requested features that increase its options, such as 49 selectable fade rates, an Energy Save mode, customizable preset maximum and minimum brightness levels, and more control of locator LED activity.

#### Vizia RF +® Group



**Color Choices** Vizia RF +® devices are offered in a wide range of colors. To order colors, add suffix to Cat. No.

- |   |   |   |   |   |   |   |
|---|---|---|---|---|---|---|
|  |  |  |  |  |  |  |
| White (-W)  | Ivory (-I)  | Light Almond (-T)   | Gray (-G/-GY)   | Black (-E)  | Brown (-B)  | Red (-R)  |

P

Security and Automation

### Dimmers

#### Features and Benefits

##### Functionality

- Universal design provides crisp actuation and minimal travel
- 49 possible combinations of fade rates, from soft to instant
- Separate fade up and fade down speeds
- Push pad always returns to neutral position regardless of load status
- Manual and remote ON/OFF/DIM/BRIGHT control of connected loads
- ON/OFF/DIM/BRIGHT scene and zone control capability
- 2-way status
- DIM/BRIGHT bar allows user to select brightness level when lights are ON or OFF — green LED displays brightness level
- Power-failure memory allows light levels to return to the same levels set prior to a power interruption
- RFI filtering for radio, audio and video equipment
- Air gap switch disconnects power from load locally. It is concealed during normal operation and is accessible without removing the wallplate

##### Options

- Energy Save option reduces power consumption and extends bulb life
- Preset On Level option sets the brightness level when the device is turned on, regardless of the previous level
- Minimum Brightness Level option sets minimum brightness level dimmer will output prior to turning completely off
- LED Display options control the length of time they remain lit

##### Compatibility

- Responds to Vizia RF +® Controllers as well as selected Z-Wave certified controllers from other manufacturers
- Works with the Vizia RF +® 1-Button Zone Controller/Virtual Dimmer Remote (VRCZ1-1L) for RF virtual 3-way control without the need for traditional 3-way wiring or for a dedicated traveler wire
- Works with Vizia +® (non-RF) Matching and Coordinating Remotes (VP00R) for hardwired 3-way or up to 10-location control

##### Aesthetics

- Compatible with Decora Plus™ screwless wallplates and Decora® wallplates
- Complements Vizia +® Lighting Controls
- Color change kits are available to allow fast color changeover and simplify stocking inventory
- Easy to clean, high gloss finish complements a wide range of décors

##### Warranty

- Backed by a limited 5-year warranty

#### SPOTLIGHT

##### Leviton Uses the Latest Z-Wave Technologies

All Leviton Vizia RF+ devices, except the VRCS1-1LZ, VRCZ1-1LZ, VRCZ4-MRZ, VRCS6-MRZ and VRCS2-MRZ, utilize the newest Z-Wave technologies including beaming and network inclusion.

##### Beaming

- Provides network communication through a device to battery powered devices such as locks and battery powered thermostats



##### Network-Wide Inclusion

- The ability to learn devices into a network using existing devices on the network



## HOME AUTOMATION | Vizia RF +® Dimmers

### Vizia RF +® Scene Capable Dimmers for Single Pole, 3-Way or Multi-Location Applications

Dimmers  			
Description	Rating	Cat. No.	Color*
CFL, LED, Incandescent, Magnetic Low Voltage and Mark 10 Dimmer with LED locator and brightness display	1000W / 1000VA 60Hz	VRMX1-1LZ	W+H+T
Incandescent Dimmer with LED locator and brightness display	600W - 120V AC 60Hz	VRI06-1LZ	W+H+T
Incandescent Dimmer with LED locator and brightness display	1000W - 120V AC 60Hz	VRI10-1LZ	W+H+T
Electronic Low Voltage Dimmer with LED locator and brightness display	600W - 120V AC 60Hz	VRE06-1LZ	W+H+T

\*Z — Comes packaged with three colors: White, Ivory and Light Almond



VR106-1LZ

Fan Speed Controls			
Description	Rating	Cat. No.	Color*
Quiet Fan Speed Control with LED locator and fan speed display	1.5A - 120V AC 60Hz	VRF01-1LZ	W+H+T

\*Z — Comes packaged with three colors: White, Ivory and Light Almond



VRF01-1LZ

### Color Change Kit for Vizia RF +® Dimmers & Fan Speeds

Color Change Kit  		
Description	Cat. No.	Color
Matching Dimmer/Fan Speed Control Color Change Kit with LED locator and brightness/speed display	VPKIT-MDx**	W, I, T, G, E, B, R

\*\*Add Color Code to end of suffix in place of x: White (W), Ivory (I), Light Almond (T), Gray (G), Black (E), Brown (B), Red (R)



#### Related Products



Use Leviton Power Extenders to extend the load capacity of Vizia RF +® dimming wall switch receivers. See page L-48 in the Lighting & Fan Speed Controls section for more information.

### Switches

#### Features and Benefits

- Push pad always returns to neutral regardless of load status
- Vizia RF +® style push pad blends seamlessly with other devices in the Vizia +® collection
- Manual and remote ON/OFF control of connected loads
- ON/OFF scene and zone control compatibility
- LED Display options control the length of time they remain lit
- Universal design provides crisp actuation and minimal travel
- Responds to Vizia RF +® controllers as well as selected Z-Wave certified controllers from other manufacturers
- Works with the Vizia RF +® 1-Button Scene Controller/Virtual Switch Remote (VRCS1-1L) for wireless RF virtual 3-way control without the need for traditional 3-way wiring or for a dedicated traveler wire
- Works with Vizia +® (non-RF) Matching and Coordinating Remote (VPOSR-10) for hardwired 3-way or up to 10-location control
- 2-way status
- Air gap switch disconnects power from load locally. It is concealed during normal operation and is accessible without removing the wallplate
- Compatible with Decora Plus™ screwless wallplates and Decora® wallplates
- Color change kits are available to allow fast color changeover and simplify stocking inventory
- Backed by a limited 5-year warranty

### Vizia RF +® Scene Capable Switch for Single Pole, 3-Way or Multi-Location Applications

Scene Capable Switches  			
Description	Rating	Cat. No.	Color*
Scene Capable Switch with LED locator	15A	VRS15-1LZ	W++T
	1800W Resistive		
	1800W Incandescent		
	1800VA Fluorescent		
	1800VA Inductive		
1/2 HP Motor (9.8A)			
Incandescent Scene Capable Switch with LED locator	5A Incandescent only (no neutral required)	VRS05-1LZ	W++T

\*Z — Comes packaged with three colors: White, Ivory and Light Almond



VRS15-1LZ

### Color Change Kit for Vizia RF +® Switches

Color Change Kit  			
Description	Cat. No.	Color	
Matching Switch Color Change Kit with LED locator	VPKIT-MSx**	W, I, T, G, E, B, R	

\*\*Add Color Code to end of suffix in place of x: White (W), Ivory (I), Light Almond (T), Gray (G), Black (E), Brown (B), Red (R)

### Controllers

#### Features and Benefits

- Easy to clean, high gloss finish complements a wide range of décors
- Controller fits in standard wall-box and utilizes existing 120V AC 60Hz wiring to replace a regular switch (when neutral wire is present) for easy “no-new-wires” installation
- 2-way status updates
- Compatible with Decora Plus™ screwless wallplates and Decora® wallplates
- Popular Vizia +® style push pad blends seamlessly with other devices in the Vizia +® collection
- Custom engraving available for the 2-button and 4-button controllers
- Backed by a limited 5-year warranty

#### Vizia RF +® 4-Button Scene Controller (VRCS4)

- Provides remote ON/OFF/DIM/BRIGHT control of four scenes of selected Vizia RF +® devices
- Integrated infrared (IR) port
- Green LED illuminates when the assigned scene is ACTIVE

#### Vizia RF +® 4-Button Zone Controller (VRCZ4)

- Provides remote ON/OFF/DIM/BRIGHT control of four zones/areas of selected Vizia RF +® devices
- Integrated infrared (IR) port
- Green LED illuminates when assigned zone/area is ACTIVE

#### Vizia RF +® 1-Button Scene Controller/Virtual Switch Remote (VRCS1)

- Consistent form factor, excellent ergonomic traits and appealing tactile touch and feel
- Provides remote ON/OFF control of one scene
- Virtual 3-way and multi-location remote ON/OFF control of selected Vizia RF +® switches without the need for traditional 3-way wiring or a dedicated traveler wire
- Green LED illuminates to indicate controlled scene. When acting as a virtual remote, LED will illuminate when the load is OFF
- LED Display options control the length of time they remain lit

#### Vizia RF +® 1-Button Zone Dimming Controller (VRCZ1)

- Provides remote ON/OFF/DIM/BRIGHT control of ONE Vizia RF +® Dimmer
- Virtual 3-way remote dimming control of selected Vizia RF +® dimmer without the need for traditional 3-way wiring or a dedicated traveler wire
- DIM/BRIGHT bar allows user to select brightness level when lights are ON or OFF — green LED displays brightness level
- Green LED locator illuminates to indicate controlled zone or load is OFF
- LED Display options control the length of time they remain lit

#### Combination Controllers

- Perfect for retrofit applications — local control of load and scene or zone capability
- Controller fits in standard wallbox and utilizes 120V AC-240V AC, 50/60Hz wiring
- Local and remote control of two loads in one wallbox (VRCS2)
- Button label kits available for VRCZ4-MR and VRCS4-MR



### Vizia RF +® Wall Controllers

Wall Controllers			
Description	Rating	Cat. No.	Color*
Vizia RF +® 4-Button Scene Controller	No Load Rating 120V AC-60Hz	VRCS4-M0Z	W+I+T
Vizia RF +® 4-Button Zone Controller	No Load Rating 120V AC-60Hz	VRCZ4-M0Z	W+I+T
1-Button Scene Controller/ Virtual Switch Remote	No Load Rating 120V AC-60Hz	VRCS1-1LZ	W+I+T
Vizia RF +® 1-Button Zone Controller/Virtual Dimmer Remote	No Load Rating 120V AC-60Hz	VRCZ1-1LZ	W+I+T

\*Z — Comes packaged with three colors: White, Ivory and Light Almond



VRCZ1-1L

### Vizia RF +® Combination Controllers

Combination Controllers			
Description	Rating	Cat. No.	Color*
4-Button Zone Controller with Switch and IR Remote Capability	1800W/1800VA 1/2 HP 120-240V AC 50/60 Hz	VRCZ4-MRZ	W+I+T
4-Button Scene Controller with Switch and IR Remote Capability	1800W/1800VA 1/2 HP 120-240V AC 50/60 Hz	VRCS4-MRZ	W+I+T
2-Button Scene Controller with Switches	1000W/1000VA 1/4 HP (per switch) 120-240V AC 50/60 Hz	VRCS2-MRZ	W+I+T

\*Z — Comes packaged with three colors: White, Ivory and Light Almond



VRCS4-MR

### Color Change Kits for Vizia RF +® Controllers

Color Change Kits for Vizia RF +® Controllers		
Description	Cat. No.	Color
VRCZ1 Color Change Kit	VPKIT-MDx**	W, I, T, G, E, B, R
VRCS1 Color Change Kit	VPKIT-MSx**	W, I, T, G, E, B, R
VRCS4 Color Change Kit	VPKIT-S4x**	W, I, T, G, E, B, R
VRCZ4 Color Change Kit	VPKIT-Z4x**	W, I, T, G, E, B, R
VRCS4 Controller Label Kit	VPSLB-S4x**	W, I, T, G, E, B, R
VRCZ4 Controller Label Kit	VPZLB-Z4x**	W, I, T, G, E, B, R
VRCS2 Color Change Kit	VRKIT-DSx**	W, I, T, G, E, B, R

\*\*Add Color Code to end of suffix in place of x: White (W), Ivory (I), Light Almond (T), Gray (G), Black (E), Brown (B), Red (R)



VPKIT-MD

# vizia rf +®

## Custom Engraved Button Order Form

To order Vizia RF +® Custom Engraved Buttons, please complete order form and submit to a Leviton distributor for order processing.

Please check one category:  Installer  Homeowner  Distributor

**Bill To:**

Name: \_\_\_\_\_  
 Company: \_\_\_\_\_  
 Customer Account Number: \_\_\_\_\_  
 Address: \_\_\_\_\_  
 City, State, Zip: \_\_\_\_\_

**Ship To:**  Same as Billing Address

Name: \_\_\_\_\_  
 Company: \_\_\_\_\_  
 Address: \_\_\_\_\_  
 City, State, Zip: \_\_\_\_\_

**Color:**  White  Ivory  Light Almond  Gray  Black  Brown  Red

**Button Configuration:**



or



or



4-Button Scene (VPKIT-0S4)

4-Button Zone (VPKIT-0Z4)

2-Button Scene (VRKIT-0DS)

**Engraving Options:**

- Initial Caps
- ALL UPPER CASE
- all lower case

**Maximum of 10 characters including spaces**

1 

--	--	--	--	--	--	--	--	--	--

2 

--	--	--	--	--	--	--	--	--	--

3 

--	--	--	--	--	--	--	--	--	--

4 

--	--	--	--	--	--	--	--	--	--

**Terms:**

- Please verify that the form is filled out completely and correctly before submitting. Leviton is not responsible for incomplete or misspelled words. Custom engraved buttons cannot be returned.
- Copy form if additional custom engraved controller buttons are needed.
- Form must be submitted by a Leviton Distributor.
- Please allow 4-6 weeks for processing and delivery.

**Send completed forms:**

Email to [customerservice@leviton.com](mailto:customerservice@leviton.com) or  
 Fax to 1-800-832-9538

Vizia RF +® is a registered trademark of Leviton Manufacturing Co., Inc.  
 © 2014 Leviton Manufacturing Co., Inc. All rights reserved.  
 Subject to change without notice.

P Security and Automation

### Plug-In Modules

#### Features and Benefits

- Green Locator LED
- Backed by a limited 5-year warranty

#### Vizia RF +® Scene Capable Plug-in Appliance Module (VRP15)

- Supports beaming which is the ability to communicate with battery operated frequently listening nodes (FLiRS) such as door locks and sensors
- Provides 15A-120V AC NEMA 5-15R grounding receptacle for use with a wide variety of lamps and appliances
- Provides manual ON/OFF switching of plug-in load and remote scene and zone control compatibility
- 2-way status
- Protected memory maintains ON/OFF status of loads and during minor power fluctuations

#### Vizia RF +® Scene Capable Plug-in Lamp Dimming Module (VRPD3)

- Supports beaming which is the ability to communicate with battery operated frequently listening nodes (FLiRS) such as door locks and sensors
- Provides NEMA polarized 1-15R 2-blade receptacle for use with incandescent lamps
- Load sensing feature allows lamp to be turned ON manually using the lamp's switch or the integrated ON/OFF button
- Provides manual and remote ON/OFF/DIM/BRIGHT control of plug-in lamps
- 2-way status
- Provides ON/OFF/DIM/BRIGHT scene and zone control capability
- Protected memory maintains ON/OFF/Brightness level status of connected loads and device ID programming during minor power fluctuations

#### Vizia RF +® Plug-In Serial Interface Module (VRCOP)

- For use with Leviton Omni™ and Lumina™ automation systems plus third-party partners
- Supports beaming which is the ability to communicate with battery operated frequently listening nodes (FLiRS) such as door locks and sensors
- Provides RJ11 connector for RS232 or selected component connection
- Upgradeable with the latest firmware to enhance your Z-Wave network and integration capabilities
- Two-way communication between related controller(s) and module
- Transient surge protection to IEC Level 4
- ESD protection to IEC 1000 4-2 Level 4 to protect against damage and memory loss due to static discharges
- Includes serial cable
- Z-Wave® compatible
- Program using RF Installer Software and USB Stick (VRUSB)

#### Vizia RF +® Scene Capable Receptacle (VRR15)

- LED display option allows the green LED to be turned OFF
- Load sensing option allows a lamp or other device plugged into the controlled side to be turned ON manually using the lamp's integrated ON/OFF button
- Controlled side can be used for wireless ON/OFF control of plugged-in electrical loads, such as lamps, appliances and electronics
- Non-controlled side is a tamper-resistant receptacle that provides constant power
- TR symbol on receptacle strap assures that it meets the 2008 NEC® code requirement
- Split duplex tamper-resistant receptacle

### Vizia RF +® Scene Capable Plug-In Modules

Plug-In Modules  			
Description	Rating	Cat. No.	Color
Vizia RF +® Scene Capable Plug-In Appliance Module	120V AC-60Hz 1800W Resistive, 15A 1800W Incandescent, 15A LED/CFL, 5A 1800VA Fluorescent, 15A 1800VA Inductive 15A Motor 1/2 HP, 9.8A	VRPA1-1LW	White
Vizia RF +® Scene Capable Plug-In Lamp Dimming Module	120V AC-60Hz 300W Incandescent, 2.5A 100W LED/CFL	VRPD3-1LW	White
Vizia RF +® Plug-In Serial Interface Module, ASCII to Z-Wave Interface	No Load Rating 120V AC-60Hz	VRCOP-1LW	White
Vizia RF +® Split Duplex TR Receptacle with LED Locator	1800W, 1800VA, 1/2 HP motor loads @ 120V AC- 60Hz	VRR15-1LZ	W+H+T*



VRPA1-1LW



VRR15-1LZ

\*Z — Comes packaged with three colors: White, Ivory and Light Almond

### Programming and Handheld Remotes

#### Features and Benefits

##### RF + Installer Tool Software and USB for System Programming (VRUSB)

- Preferred method for setup
- Set up and program an unlimited number of Z-Wave® Home Automation Systems
- Utilize Windows® “drag and drop” functionality
- Create areas and scenes on or off the job site
- Use a checklist to guide the way through a Vizia RF +® installation or advanced programming
- Generate device, controller and area reports
- Schedule groups of devices to turn on/off at various times of the day (VRCPG required)
- Optimize, repair and recover Z-Wave® networks
- Perform diagnostic tests on a network

##### Remote Controller/Programmer (VRCPG)

- Primary device for creating and programming a Vizia RF +® system
- Provides user-level control of up to 128 devices
- Creates up to 128 areas
- Customizes up to 16 profiles
- Creates up to 255 scenes
- Integrated step-by-step setup guide
- Can operate as a secondary remote control
- Creates scheduled events including dusk and dawn (timer version VRCPG-OSG only)
- Provides remote control (ON/OFF/DIM/BRIGHT/SCENE/ZONE) of devices in the Vizia RF +® network

##### IR Remote Controller (VRMR1)

- Works with Vizia RF +® IR compatible controllers
- Controls four scenes and four zones

### Vizia RF +® Programming and Handheld Remote Controllers

Programming and Handheld Remote Controllers  	
Description	Cat. No.
RF + Installer Tool Software and USB for system programming*	VRUSB-000
RF Handheld Remote Controller, Programmer (Basic)	VRCPG-BSG
RF Handheld Remote Controller, Programmer/Timer (Internal astronomical clock)	VRCPG-OSG
Vizia RF +® IR Handheld Remote Controller	VRMR1-OSG
ThinkEssentials® Professional Edition for installers	CTTEP-20W



VRUSB-000

\*Software may be downloaded at [Leviton.com/RFInstaller](http://Leviton.com/RFInstaller)

P

Security and Automation

## Room Control

### LevNet RF™ Energy Harvesting Wireless Solutions

LevNet RF™ is Leviton's family of energy harvesting radio frequency products based on EnOcean's technology. EnOcean-based products, including the LevNet RF™ products, have three common features. They are:

- **Energy Harvesting Technology**
- **Wireless (Radio Frequency)**
- **Interoperable within an RF-Based Network**

Energy harvesting technology allows LevNet RF™ transmitters (i.e., occupancy sensors and switches, to operate indefinitely without external power or batteries. Self-powered transmitters receive power from the motion of a switch actuation, light on a solar cell or temperature differentials in the environment for a true zero-maintenance energy harvesting device. Operating in the 902 MHz band provides minimal competing traffic and greater transmission range than other technologies. With no additional or new wiring required, LevNet RF™ delivers easy-to-install energy harvesting lighting controls with little to no interruption to a customer's operations and without damage to the customer's property.

#### Product Overview

There are two main types of LevNet RF™ products:

- A TRANSMITTER, such as a switch, generates a wireless RF control signal (e.g., "ACTUATE RELAY"). All transmitters are self-powered products that can be located anywhere and send transmission signals. Transmitters are available in occupancy sensor, control extender, Decora® rocker station, and handheld remote varieties.
- A RECEIVER receives a control signal from a transmitter and performs the appropriate action (e.g., activate or deactivate the relay). All receivers are connected to a power source and a load that the receiver operates when the RF signal is received. Receivers are available in Decora® rocker, wall switch, relay power pack, receptacle, and area and fixture and controller varieties

#### Features and Benefits

- Easy to install for new construction and retrofit applications, requiring minimal labor disruption to operations
- Requires no new wiring and installs in ¼ the time of hardwired sensors, translating into faster turnaround and reduced costs
- With no batteries to replace and no maintenance to perform, plus annual energy savings and rebates that can total up to 80% in reduced costs, LevNet RF™ revolutionizes efficiency and savings
- Lowest power consumption of any RF device with less than one Watt per device used annually, saving approximately 70% over other RF devices
- LevNet RF™ is the only energy harvesting wireless solution that fulfills LEED requirements to earn LEED points for both wireless control and no battery
- Operation at 902 MHz band reduces interference and increases transmission range
- Range: 50 to 150 feet
- FCC Certified for Wireless Communication (U.S.), I.C. Certified (Canada)
- Backed by a limited 5-year warranty

NAFTA and Made in USA models available — visit [www.leviton.com/NAFTA](http://www.leviton.com/NAFTA) or [www.leviton.com/USA](http://www.leviton.com/USA)  
 Visit [www.leviton.com/levnetrf](http://www.leviton.com/levnetrf) for more information

COMMERCIAL AUTOMATION | LevNet RF™

LevNet RF™ Energy Harvesting Wireless System

Basic System Selection

**STEP 1** Determine Which LOADS You Want to Control: Lighting, HVAC, Lamp, TV, etc.

**STEP 2** Pick the Appropriate RF RECEIVER

LevNet RF™ Wireless/  
Wired-In Receivers



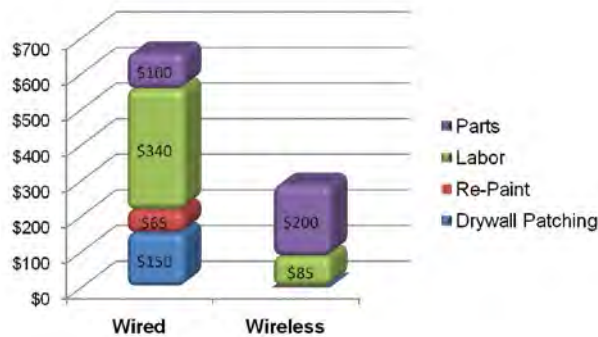
**STEP 3** Pick the Appropriate Energy Harvesting Wireless RF Transmitter (Sensor or Switch)

LevNet RF™ Sensor  
or Switch



**Tip** A good way to visualize your wireless system is to imagine that the “wires” connecting each device are invisible wires or “unique addresses.”

Wired vs. Wireless Cost



\*Installation time per device: 45-50 minutes for hardwired vs. 10-15 minutes for wireless devices

P  
Security and Automation

### LevNet RF™ Receivers

Advanced Wall Switch Receivers with Color Change Kit  		
	Neutral Model	Non-Neutral Model
<b>Cat. No.</b>	<b>WSS20-N9N</b>	<b>WSS20-G9N</b>
Description	Use for larger rooms with multiple loads. Pairing for rocker, momentary and toggle	
Input Voltage	120-230-277V AC	
Power Consumption	120V < 1/2 Watt; 277V < 3/4 Watt	
Memory	Stores up to 20 Transmitter IDs	
Button Pairing Modes	Rocker, Momentary and Toggle	
Vacancy Confirmation	30 seconds	
Mode	Presentation	
Time Delay	2 min (test), 10, 20, 30 min	
Load Rating	Incandescent: 800W @ 120V Fluorescent Ballasts: 1200VA @ 120V Fluorescent Ballasts: 2700VA @ 277V Motor: 1/4 HP Load @ 120V	Incandescent: 800W @ 120V Fluorescent Ballasts: 1200VA @ 120V Fluorescent Ballasts: 2700VA @ 277V Motor: 1/4 HP Load @ 120V 25W minimum load required (reduce range by 15')
Additional Listings	ETL/C-ETL: UL508, Title 24 Compliant	

Color Change Kit ships with White, Ivory and Light Almond faceplates



WSS20

### Coordinating Faceplates for LevNet Wall Switch Receivers

Cat. No.	Color	Quantity
WSSCC-00G	Gray	25 per package
WSSCC-00E	Black	25 per package

### SPOTLIGHT

#### LevNet RF™

For more information on our energy harvesting wireless solutions, including technical reference, LEED credits, programming videos, and software downloads go to [www.leviton.com/levnetrf](http://www.leviton.com/levnetrf)



## COMMERCIAL AUTOMATION | LevNet RF™ Devices

### LevNet RF™ Receivers

Relay Receivers			
	Fixture Controller	Area Controller	Relay Power Pack
<b>Cat. No.</b>	<b>WSD05-9D0</b>	<b>WSD20-9D0</b>	<b>WSP20-9D0</b>
Power Supply Input	120-277V AC, 50/60Hz	120-277V AC, 50/60Hz	120-277V AC, 50/60Hz
Max Loads	Metal Halide Sodium Vapor Induction Fluorescent LED Other 20 Amps all loads 0-10V sink 100mA 0-10V Source 1mA	Metal Halide Sodium Vapor Induction Fluorescent LED Other 3 Amps all loads 0-10V sink 100mA 0-10V Source 1mA	Metal Halide Sodium Vapor Induction Fluorescent LED Other 20 Amps all loads 1 HP Motor Loads
Memory	Stores up to 25 Transmitter IDs	Stores up to 25 Transmitter IDs	Stores up to 3 Transmitter IDs
Output Channels	1 — Latching Form A Relay, Selectable N.O. or N.C. power up state 1 — 0-10V output signal 1 — 12VDC output (WSD20-9D0 only)	1 — Latching Form A Relay, Selectable N.O. or N.C. power up state 1 — 0-10V output signal 1 — 12VDC output (WSD20-9D0 only)	—
Time Delay	15 min		
Additional Listings	UL 60730 and UL 2043 C-ETL: CSAc22.2#14-05		

RF Receptacle		
Receptacle for Wireless Plug Load Control		
<b>Cat. No.</b>	<b>WSG15-S9W</b>	<b>WSG5-D9W</b>
Power Supply	125V AC, 60Hz, 15A	
Power Consumption	120V AC @10mA AC (320mW typical)	
Switched Side: Max Loads/ Contact Ratings	General Use/Resistive: 15A, Incandescent: 1800W, Inductive: 1800VA, 1/2HP, 120V AC	
Controlled	Single (Top)	Dual



WSD20



WSG15-D9W

P

Security and Automation



### LevNet RF™ Transmitters

Sensors		
	Ceiling Mount Occupancy Sensors	Wall Mount Occupancy Sensors
<b>Cat. No.</b>	<b>WSC12-M9N</b>	<b>WSWDR-H9W</b>
Coverage	1200SF	80 ft
Power Consumption	Zero	Zero
Photocell	—	—
Transmission	60 seconds (+/- 10 sec)	30 minutes @ 0.5FC (5 LUX); 15 minutes @ 1.0FC (10 LUX); 30 seconds @ 20FC (200 LUX)
Minimum Light Required	4.6FC (50 LUX)	1.5FC (15 LUX)
Minimum Charge Time to Begin Operation	5 minute @ 20FC (200 LUX)	1 minute @ 1.5FC (15 LUX); 5 seconds @ 20FC (200 LUX)
Maintain Charge Time	3 hours per 24 hours @ 20FC (200 LUX)	3 hours per 24 hours @ 20FC (200 LUX)
Operating Life at Full Charge	80 hours	48 hours
Additional Listings	CA Title 24 Compliant	—



WSC12-M9N



WSWDR

Remote Switches — Controls virtually any on/off device			
	Single/Dual Rocker Decora™ Switch*		Handheld 4-Button Remote
<b>Cat. No.</b>	<b>WSS0S-S9x</b>	<b>WSS0S-D9x</b>	<b>WSS0S-ROW</b>
Buttons	2 Buttons (1 Rocker)	4 Buttons (2 Rockers)	4 Buttons (2 Rockers)
Card Slot	—		
Output Channels	Only limited by number of Receivers in range		
Addressing	Factory set unique ID (1 of 4 billion)		

\*Available in White (-W), Ivory (-I), Light Almond (-T), Gray (-G) and Ebony (-E)



WSS0S-D9x



WSS0S-ROW

COMMERCIAL AUTOMATION | Key Card Switches

## Hospitality Key Card Switches

Leviton key card switches are designed to provide energy savings for the hospitality industry by ensuring that no devices are left on when the room is not in use. These switches control electrical circuits by simply inserting or removing the guest's access card into the device. Both line voltage and low voltage switches are available for application flexibility.


### Features and Benefits

- Functions as dependable vacancy sensor when guest leaves and removes card
- Reduce energy costs by ensuring circuits are ON only during occupancy (when keycard is in switch)
- Attractive low profile design with color change kit to meet the most common room designs or décor
- LED lighting illuminates the card slot for easy location in a dark room
- High Inrush Stability (H.I.S. Technology)
  - Zero crossing circuitry optimizes relay operation for reliable, long-life operation
  - Robust mechanical latching relay is durable for all load types
- No neutral model (HKSWP-GDX) is specially designed for retrofit applications where neutral wires are not available
- Low voltage model is compatible with applications utilizing building automation systems, energy management systems, and lighting control panels
- Fully rated to protect the entire circuit with UL Listing and 20A relay

### Hospitality Key Card Switches

Cat. No.	Description
HKSWP-0DX*	Hospitality Key Card switch with color change kit, 120-277V
HKSWP-GDX*	Hospitality Key Card switch with color change kit, 120-277V, no neutral
HKSWP-0LX*	Hospitality Key Card switch with color change kit, 24V
HKSWP-00G*	Faceplate, Gray, 25 pack
HKSWP-00E*	Faceplate, Ebony, 25 pack

\*All HKSWP models ship with the Color Change kit — includes a White, Ivory and Light Almond faceplate



HKSWP

P

Security and Automation

### Leviton Security & Automation Product Line

The Leviton Security & Automation line applies decades of automation and control expertise to solutions geared to both residential and commercial applications. Our comprehensive line of devices can be integrated into systems that fit just about any budget. Each year, Leviton garners more recognition for developing and implementing new, innovative solutions.

Automation simply coordinates home security, temperature and lighting control, occupancy sensing and audio/video components to enhance safety, energy savings and convenience. Automatically dimming lights and changing heating and cooling setpoints to adjust to occupancy patterns can greatly reduce energy costs. Adding automation can also increase the value of commercial properties, as well as primary or secondary residences.

#### OmniPro II Group



#### Remote Access and Control

For an added level of convenience and security, Leviton's comprehensive Security & Automation solutions for commercial and residential applications provide accessibility from anywhere. With the ability to remotely access, monitor and control your automated systems, you can achieve peace of mind whenever you're away. View security video on a laptop or mobile device, arm or disarm specific areas and even adjust lighting to provide the same level of safety and security as if you're right there.



## LEVITON SECURITY & AUTOMATION

### The Leviton Security & Automation Product Group

Leviton products make homes and businesses more energy efficient so your customers will save money on energy bills. In fact if used properly, the system can practically pay for itself in energy savings, while also increasing the resale value of the property.

#### Safety & Security

With a built-in UL Listed security and fire system you can be certain that your property is as protected as possible. Leviton utilizes wireless security sensors as the eyes and ears of the home or business, enabling multiple subsystems to react simultaneously based on activity. Access control products can limit admission based on time, date or identity to secure pool areas, wine cellars, and other restricted locations. Video surveillance can be used to monitor children, boat docks, driveways, gate entrances and more.



Safety & Security

#### Energy Management

Lumina™ Gateway solutions can address 100% of your energy management needs, including lighting, appliances and electronics, water heating, and HVAC. You can turn off heavy duty loads while on vacation or wirelessly regulate temperatures at the lake house.



Energy Management

#### Entertainment

BitWise systems control audio/video equipment with customizable interfaces or pre-designed templates. Leviton offers two revolutionary Hi-Fi™ 2 distributed audio systems that mount in a Leviton Structured Media Center and have optional Bluetooth capability. Any music accessible on a smartphone or tablet can be shared with the rest of the home or business via a sleek built-in system.



Entertainment

#### Interfaces

Automation schedules are designed so that the occupants of a home or business no longer need, for example, to remember to turn on the outside lights at dusk or turn off the audio system at 11PM every night. When the user wants to quickly dim a light or adjust temperature, Leviton provides several convenient interface options. An in-wall touchscreen, computer, Android/iOS tablet, or smart-phone can be used to check up on a loved one or lower a garage door.



Interface

#### Connectivity Partnerships

Leviton continues to develop relationships with other manufacturers in the industry to integrate our products with theirs. These efforts provide flexibility for the property owner so they can add and upgrade products to address their specific needs. Drivers are available for hundreds of products from dozens of technology manufacturers.

#### Support

Leviton's award-winning technical support initiatives provide total assistance. To learn more simply watch a live new product Webinar, view a demo video on YouTube, or search the Knowledge Base. Convenient hands-on training courses are regularly conducted. Contact your local sales rep or go to [www.leviton.com/support](http://www.leviton.com/support) for more information.

## Safety and Security

Leviton offers a complete suite of products for safety and security: Omni™ Automation Systems, Video Surveillance, Access Control and a Cellular Communication Center. Whether it's checking an event log from a smartphone, watching video surveillance on an iPad, or restricting access to a secure area, Leviton has you covered.

The Omni™ security and automation controller represents comprehensive automation: coordinating security, temperatures, lighting, and audio/video automatically for safety, energy savings, and convenience. The Omni™ control system is the brain that monitors and controls third-party products as well, including pool/spa/irrigation controls, window treatments, home theater controls, wireless door locks and more.

Leviton provides the ultimate in safety with features not found in a standard security system such as the air conditioner automatically shutting off in case of fire or the outside lights flashing to alert emergency personnel. Your security and automation system can even alert you when children have (or have not) arrived home from school.

### Safety and Security Group



## SAFETY AND SECURITY | Omni™ Control Systems

### Omni™ Control Systems (OmniPro II, Omni Ile, Omni LTe)

A Leviton Omni™ Control System is not your standard security system. It features built-in UL Listed, CP-01 compliant security and fire systems\* (see footnote after bottom chart) to detect intrusion, smoke and fire, carbon monoxide, water, and other hazards through wired and wireless sensors. Omni™ Control Systems can also integrate video surveillance, access control, and back-up communication devices for a highly secure property.

#### Self Contained Omni™ Control Systems

Comes with an enclosure, lock set with two keys, RJ31X cord and jack, and manuals. The commercial OmniPro II Controller features an attack-proof enclosure and only comes in English. Non-commercial versions are also available in French and Spanish.



20A00-2

Description	Language	Cat. No.
OmniPro II Controller	English	20A00-2
OmniPro II Controller, international	French or Spanish	20A00-2xxx**
Omni Ile Controller	English	20A00-50
Omni Ile Controller, international	French or Spanish	20A00-50xxx**
Omni LTe Controller	English	20A00-70
Omni LTe Controller, international	French or Spanish	20A00-70xxx**
OmniPro II Controller with Commercial Enclosure	English	20A00-5

#### Omni™ Control Boards & Systems for Structured Wiring

Controller boards are sold separately or as part of a system that includes RJ31X cord and jack, manuals, accessory kit and wiring diagram for enclosure door. All are available in 13 languages.

Description	Language	Cat. No.
OmniPro II Controller System for Structured Wiring	English	20A00-8
OmniPro II Controller System for Structured Wiring, international	12 available languages	20A00-8xxx**
OmniPro II Controller Board for Structured Wiring	English	20A00-21
OmniPro II Controller Board for Structured Wiring, international	12 available languages	20A00-21xxx**
Omni Ile Controller System for Structured Wiring	English	20A00-52
Omni Ile Controller System for Structured Wiring, international	12 available languages	20A00-52xxx**
Omni Ile Controller Board for Structured Wiring	English	20A00-53
Omni Ile Controller Board for Structured Wiring, international	12 available languages	20A00-53xxx**
Omni LTe Controller System for Structured Wiring	English	20A00-72
Omni LTe Controller System for Structured Wiring, international	12 available languages	20A00-72xxx**
Omni LTe Controller Board for Structured Wiring	English	20A00-73
Omni LTe Controller Board for Structured Wiring, international	12 available languages	20A00-73 xxx**

\*UL Listed for Residential Burglary/Fire and Commercial Burglary.

\*\*Language Codes: replace x's in suffix with language code below:

Arabic	AR
Catalan	CAT
Simplified Chinese	CHS
Traditional Chinese	CHT
French	FR
German	GER
Hebrew	HE
Italian	IT
Portuguese	POR
Russian	RU
Latin American Spanish	SPA
European Spanish	SPE

Omni™ Control Systems Technical Specifications Comparison Chart			
Functions	OmniPro II Controller	Omni ITe Controller	Omni LTe Controller
Lighting/Rooms	31	8	4
Lighting Scenes	128	64	32
Lighting Addresses	256	64	32
Zones	16	16	16
Zone Expansion Total	176	48	32
2-Wire Smoke Loops	4	4	4
4-Wire Smoke Loops	176	48	16
Thermostats	64	4	4
Consoles (Keypads)*	16	8	4
OmniTouch 7 Touchscreen/OmniTouch Pro Touchscreens	16	16	16
12V Triggers (w/expansions)	8 (136)	8 (8)	8 (8)
Audio Control	Hi-Fi™ 2/Conn. Partners	Hi-Fi™, Hi-Fi™ 2	Hi-Fi™, Hi-Fi™ 2
Audio Zones	16/36	8	8
Access Control Card Readers	16	4	4
Access Control Card/Keytag	99	16	16
Serial Ports	5	5	5
Serial Expansion Total	6	6	5
Ethernet Port	Yes	Yes	Yes
Flash Memory	Yes	Yes	Yes
User Codes	99	16	16
Programming Lines	1500	500	300
Vocabulary	550	550	550
Custom Vocabulary	Yes	No	No
Depluggable Terminal Strips	Yes	Yes	Yes
Format	Contact ID, 4/2,3/1	Contact ID, 4/2,3/1	Contact ID, 4/2,3/1
Transformer Required	24V (40VA)	24V (40VA)	24V (40VA)
Battery (Typical)	12V (7 Ah)	12V (7 Ah)	12V (7 Ah)
Aux Current Max	1A	1A	1A
Bell Current Max	1A	1A	1A
Aux Current (UL 24hr.)	250mA	250mA	250mA
Bell Current (UL 24hr.)	350mA	350mA	350mA
Total Expansion Boards (10A06-1)	2	2	0
Total Expansion Enclosures (17A00-X)	8	0	0
Total 64-Zone Wireless Receivers (45A00-1/42A00-2)	8**	1**	1**
110V/220V/240V	Yes	Yes	Yes
UL Listing	Res. Burglar/Fire Comm. Burglary	Res. Burglar/Fire Comm. Burglary	Res. Burglar/Fire
Warranty	3 years	2 years	2 years

\*Systems must have one console to meet UL requirements.

\*\*Wireless Receiver can support 64 transmitters and can report to 16 zones (up to 4 transmitters per zone)

### SPOTLIGHT

[Leviton.com/automation](http://Leviton.com/automation)

Visit us online for all of your Leviton automation resources. Whether commercial or residential, [Leviton.com/automation](http://Leviton.com/automation) can provide access to distribution partners, downloadable product manuals and spec sheets, press releases, plus comprehensive technical support and product warranty information.



### OmniTouch 7 Touchscreen for Omni, BitWise, and Lumina™ Gateway Systems

The capacitive touch, glass front Touchscreen features a 7-inch diagonal viewing area in high resolution. A single SKU can be utilized for either Leviton Omni™, BitWise, or Lumina™ Gateway platforms, with flash-updatable firmware over Ethernet.

#### Features and Benefits

##### OmniTouch 7 for Omni™ and Lumina™ Comprehensive Control Systems

- Control all security, temperature, lighting and entertainment settings
- Designed for the OmniPro II, Omni Ite, Omni LTE, Lumina™ Pro, and Lumina™ automation systems
- User-selectable language: English, Spanish, French and Italian

##### OmniTouch 7 for Lumina™ Gateway Energy Management Systems

- The OmniTouch 7 can now be utilized either as an interface for the Omni™ systems or the new wireless Lumina™ Gateway
- Utilize slider bars to adjust lighting load levels from 0 to 100%
- Access all thermostats including humidity settings
- Window Covering category facilitates quick open/close of shades and draperies
- View crisp IP surveillance video footage without any additional hardware
- Designed for the Lumina™ Gateway energy management automation systems

##### OmniTouch 7 for BitWise AV Control Systems

- Create customized audio/video control screens using BitWise Project Editor software
- Utilize pre-defined templates and modules or create from scratch
- When running BitWise firmware, the Touchscreen will function the same as the BitWise Touch app for Android devices
- Touchscreens are required to run firmware version 1.7 or higher before running the BitWise firmware
- If a Touchscreen is running an earlier firmware version, Project Editor will first update it to 1.7 (or higher) before applying BitWise firmware
- Designed for the BitWise BC1, BC2 and BC4 AV Automation controllers

##### Specifications (for all three platforms)

- Large (approx. 7" diagonal) viewing area with minimal plastic surround available in black or white
- 7.25" x 5.125" x 0.55" on exterior wall surface and 6" x 4" x 1" behind surface of wall
- Glass front capacitive touchscreen at 800 x 480 resolution
- PoE connection provides all power and communication
- Optional 12V DC power can be used if not utilizing PoE
- Firmware updates via ethernet
- 2 watt mono digital amplifier and speaker
- Two digital MEMS microphones for improved noise and echo cancellation
- Light sensor allows automatic dimming of display backlight

Continued on next page



Continued from previous page

OmniTouch 7 Touchscreen		
Description	Color	Cat. No.
OmniTouch 7 Touchscreen	White	99A00-1
	Black	99A00-2
OmniTouch 7 Trim Ring to retrofit 5.7/5.7e to OT7 (for upgrading legacy touchscreens)	White	99A10-1
	Black	99A10-2



Omni Systems interface



Gateway Systems interface



BitWise interface

### PC Access

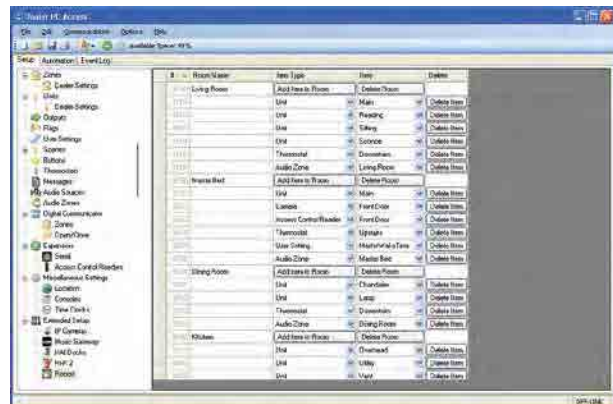
PC Access features set up, programming and monitoring of a home control system over a modem or by a serial or network connection. PC Access is the only software product Leviton offers that has the ability to program a Leviton Omni security & automation system. It also fully integrates with Leviton Automation Studio software.

New commands for comparing temperatures (example: indoor vs. outdoor), timers, humidity, thermostat settings, and more make innovative energy-saving strategies easier. Leviton has also made it easier for customers to make adjustments to their systems (altering wake-up times, “away” temperatures, holidays) without changing the system’s programming.

With the auto-completion feature, PC Access speeds the programming process by jumping to a command after the first few letters of a program line are typed.

Features and Benefits	
<ul style="list-style-type: none"> <li>• ZIP code wizard</li> <li>• Account summary page</li> <li>• Easy tree-based navigation</li> <li>• Fewer mouse clicks and keystrokes</li> <li>• Integrated help and documentation</li> </ul>	<ul style="list-style-type: none"> <li>• All lists can be sorted and/or filtered</li> <li>• Supports longer, more descriptive “friendly” names</li> <li>• Ability to name UPB™ links and other lighting scenes</li> <li>• Integrated firmware updater for new flash-enabled controllers</li> <li>• Simplified set up: names and properties of an object edited on a single page</li> </ul>

PC Access Software	
Description	Cat. No.
PC Access Software, Dealer Edition	1105W
PC Access Software, End User Edition	1106W
PC Access for Lumina Software	1111



All versions support multiple languages. Simply select your language of choice at installation.

### OmniTouch Accessories

#### One-Port POE Injector

Single port PoE injector that is fully compatible with Powered Devices that comply with the IEEE 802.3af standard. Can provide power to one OmniTouch 7 Touchscreen or other powered devices (such as the Home Theater Extender 2, PoE IP cameras, PoE Wireless Access Points and PoE Printer) without requiring additional power wiring to the device. Provides up to 15.4 watts of power and 10/100M data transmission through the traditional CAT-5 cable.



One-Port POE Injector

Description	Cat. No.
One-Port PoE Injector	90A00-1

#### Table Top Stands

OmniTouch 7 Touchscreen Table Top Stand



Eight-Port Switch

Description	Cat. No.
White	99A16-1
Black	99A16-2

#### Eight-Port POE Switches

Power Source Equipment (PSE) device that is fully compatible with IEEE 802.3af standard compliant devices. Powers up to seven OmniTouch 7 Touchscreens (one port must be connected to the network). PoE ports can also power other powered devices (such as the HTX2, PoE IP cameras, PoE Wireless Access Points, etc.) without additional power wiring to the device. Each PoE port can provide 15.4 watts of power and 10/100M data transmission through traditional CAT-5 cable.

Description	Cat. No.
Eight-Port PoE Switch	91A00-1
Eight-Port PoE Switch with Structured Wiring Backplate	91A00-2

### Omni™ Control Systems

Expanders	
Description	Cat. No.
16 Zone Input Hardwire Expander	10A06-1
16 Zone Input/Output in Enclosure	17A00-1
16 Zone/16 Output Expander	17A00-9
Expansion Board Only	17A00-8



10A06-1

Consoles	
Description	Cat. No.
Omni™ Console	33A00-1
Flush Mount Kit works with 33A00-1, 33A00-4, 33A00-19, 33A00-20, 33A00-23, 33A00-24, 33A00-25, 33A00-26	33A00-3
Omni™ Console with Built-in Speaker/Microphone	33A00-4
International Market Omni™ Console	33A00-23
International Market Omni™ Console with Built-in Speaker/Microphone	33A00-24



33A00-1

Serial Boards and Relay Modules	
Description	Cat. No.
Surface Speaker Microphone	28A00-1
Flush Speaker Microphone	28A00-2
Two-Way Voice Module	10A11-1
Universal Mounting Plate	20A07-2
RS-232/RS-485 Serial Board	10A17-1
Four Relay Module	10A07-1
Eight Relay Module	19A00-1
KNX Gateway	97A00-1
Leviton Serial Server	93A00-1
Omni™ Email/Text Notification Module	20A30-1



97A00-1

Chips, Cables, Etc.	
Description	Cat. No.
Enclosure Lock and Two Keys	21A06-1
12V 5AH Battery	44A02-1
24V 40VA Transformer	44A03-1
Chip Upgrades	20A04-chipcodeUPG
Serial PC Cable	21A05-2
UPB™ Powerline Interface Module to Computer Cable	36A05-2
Serial Connectivity Cable	36A05-4



20A04-1

20A04-2

## SAFETY AND SECURITY | Interfaces | Snap-Link Mobile

### Snap-Link Mobile for iPhone

Snap-Link Mobile for iPhone puts home and business control in the palm of your hand with zero monthly fees. Simply purchase the app from the iTunes store and get instant access to the Leviton automation system. The comprehensive app provides complete control over the entire home or business without monthly fees or site/device licenses. You can access multiple properties from a single app.

The app is available in supported regions for multi-lingual support and is currently available in well over a dozen languages. Snap-Link Mobile provides secure encrypted communication over Wi-Fi or 3G cellular data networks. No third parties other than cellular service are required for operation.

A Leviton OmniPro II, Omni Ile, Omni LTe, Lumina™ Pro, or Lumina™ control system and appropriate accessories are required.

#### Features and Benefits

- Set lighting or audio levels from 0-100% with a sliding scale — or use quick scene buttons.
- View real-time surveillance camera video — front door, nursery, pool, boat dock, etc.\*
- Adjust heating and cooling and view humidity and outdoor temperatures.
- Arm/disarm the alarm. View a security log to monitor entry/exit activity
- Select music sources and adjust volume levels in individual rooms or the entire house
- Supports over a dozen world languages — with more being added
- Access multiple accounts

\*Requires appropriate cellular provider plan and cameras

### Simplify with One App on Multiple Devices for One Price

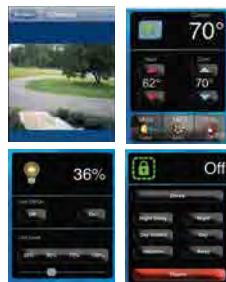
Purchase and maintain a single app for your iPad, iPhone, and iPod Touch.

Snap-Link for Mobile iPhone

Native support for iPad



Snap-Link interface features easily recognizable icons and simple layouts



A single Snap-Link Mobile for iPhone app account can operate on multiple devices



### Snap-Link Mobile for Android

Snap-Link Mobile for Android allows monitoring and control of lights, security, audio, temperatures, and webcams on handheld mobile devices. Snap-Link Mobile for Android puts control of all home functions on a smartphone or tablet.

Access multiple properties from one application by tunneling directly into the Leviton home control system through a secure AES encrypted connection. A Leviton OmniPro II, Omni Ile, Omni LTe, Lumina™ Pro, Lumina™ automation system is required.

The application is sold without subscription fees and users receive free updates. It features secure encrypted communications over Wi-Fi or cellular data networks. The app is available in Android supported regions for multi-lingual support.



Android phones can harness the power of access and control of home systems



### Wireless Sensors and Remotes

Wireless Sensors	
Description	Cat. No.
64-Zone Wireless Receiver	45A00-1
GE Wireless Receiver	42A00-2
Glass Break	61A00-1
PIR Motion Detector	47A00-2
Wireless Driveway Sensor	63A00-1
Door/Window Transmitter	46A00-1
Mini Contact	58A00-1
Vanishing Contact	57A00-1
Wireless Recessed Door Contact	56A00-1



45A00-1

Wireless Remotes	
Description	Cat. No.
Four-Button Wireless Keypad	69A00-1
Four-Button Keyfob	48A00-1
Panic/Alert Pendant	50A00-1



69A00-1

## Video Surveillance

Imagine confirming the security and safety of a business location, residence, or vacation home in an instant. View surveillance video of the front entrance, interior, nursery or driveway. On vacation and concerned about the safety of the property? Want to check up on children, elderly relatives, or pets from the office? Leviton Security & Automation's surveillance video may be viewed remotely on a smartphone/tablet, or via Snap-Link on any Internet-connected computer in the world.

Cameras	
Description	Cat. No.
Indoor/Outdoor Mini Dome IP Camera	68A11-1



68A11-1

### SPOTLIGHT

#### Five Star Installer Program

The Security & Automation Five Star Installer Program acknowledges outstanding installing dealers and integrators for their loyalty, expertise, marketing savvy, and number of installations in the previous year. Visit [leviton.com/automation](http://leviton.com/automation) for more information and enrollment.



### Access Control

Proximity card readers and accessories connect to a Leviton Security & Automation system for complete access control. Popular uses of Leviton Security & Automation's access control include restricting access to outbuildings, gyms, theaters, cellars, and pools. Simplified wiring makes for efficient residential and small commercial use. Everything between the controller and the readers — including power — is connected via a single four-conductor or Cat 6 cable.

Each card is associated with a user code recognized by a Leviton Omni™ automation controller. Each user code can be associated with specific privileges that allow/restrict access to certain areas/rooms and can set off a series of actions within the Leviton Security & Automation control system. These 'actions' by an HVAC, lighting, video surveillance or audio component within the control system may be configured to vary based on time and date, arming condition or some other event or status.

#### Card Reader

125 KHz high security, digitally encrypted, 26-bit proximity card reader that connects to a serial port control system. Features durable and scratch resistant polycarbonate housing. Full epoxy potting ensures successful operation even in harsh environments. Can be mounted to metal door frame (mullion) or to any flat wall surface. Two-color LED (green and red) and Piezo sounder guarantee accurate, reliable door access operations.

Description	Cat. No.
Access Control Card Reader	75A00-2



75A00-2

#### Keypad

Weatherproof and vandal resistant piezoelectric keypad designed to interface with Leviton automation systems. Sleek keys can be operated with a tap of a bare finger or snow-covered glove. Stainless steel outdoor keypad, cable assembly, instructions. Connects via serial port on controller (does not use console/keypad port on console bus).

Description	Cat. No.
Access Control Keypad	54A00-1



54A00-1  
Indoor or Outdoor Console

#### Cards and Tags

Description	Cat. No.
Access Control Card, Pack of 10	78A00-1
Access Control Key Tag, Pack of 10	78A00-2

Continued on next page



78A00-1



78A00-2

Continued from previous page

### Access Control

#### Power Hubs

General purpose 12VDC power supply mounted in enclosure (83A00-1). Designed to provide power to several Leviton Security & Automation products, including Leviton Security & Automation Access Control Readers with electric or magnetic locks, Omni™ consoles, and many other devices. Hub provides battery backed power for connected devices. Convenient connections and power terminals for a neat installation. Designed to eliminate unsightly transformers, power strips, external power supplies, battery backup units, and complex wiring normally associated with access control installations. Up to 5 Amps total; Connectors for 2 sealed batteries, 12V@4-8Ah each (not supplied); Power for 8 Leviton Security & Automation Access Control Readers (75A00-1, with electric and magnetic locks) OR 8 Omni™ Consoles and/or OR 4 Leviton Security & Automation Access Control Readers (75A00-1, with electric and magnetic locks) and 4 Omni™ Consoles



83A00-1

Description	Cat. No.
Power Hub in Enclosure	83A00-1
Power Hub for Structured Wiring Enclosures	83A00-2

#### Door Strike

Description	Cat. No.
12VDC Electric Door Strike (Fail Secure)	79A00-1



79A00-1

### SPOTLIGHT

#### Access Control

Manage gate and door access in both residential and light commercial properties with high security, digitally encrypted card readers. Identify unique key cards or tags so all of the actions can be customized for each user. Access can be restricted to specific individuals at specific times and events can be triggered to a sequence of swipes. Swipe once to unlock the door or three times to unlock the door, disarm the security system, change temperatures, illuminate pathway lighting, and much more.



**ENERGY MANAGEMENT**

**Energy Management**

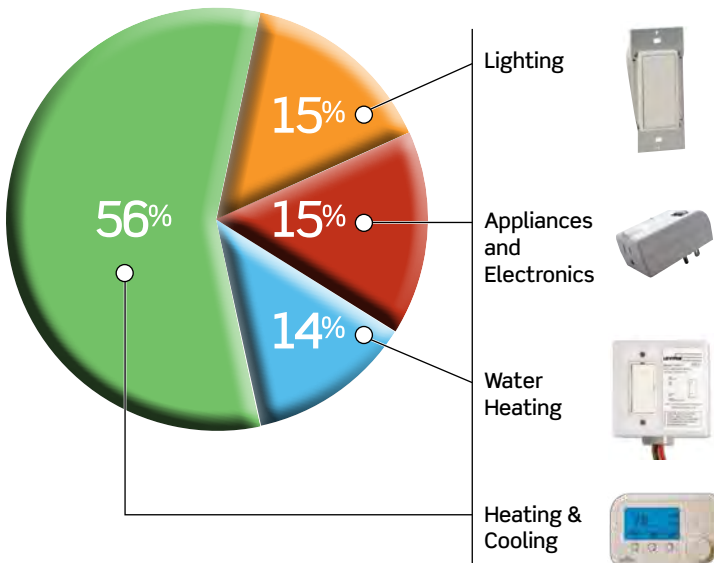
Leviton products can make your home or business more comfortable while saving energy and money by automating lighting, temperatures, pumps, fountains, water heaters, irrigation, and other energy-consuming devices based upon schedules or events.

**Energy Management Group**



**Address 100% of Your Energy Management Needs**

According to the U.S. Department of Energy, residential energy is consumed in four major ways, all of which can be monitored and controlled via Leviton. Save energy in each category of consumption and make your home or business more energy efficient.



The primary focus of Lumina™ is to save money with sophisticated lighting and temperature control. Add surveillance video, wireless door locks, and replace with telephone backup for safety.

When used with a Leviton automation system, Leviton Omnistat2™ programmable communicating thermostats and Leviton Load Control Modules improve energy efficiency by adjusting temperatures, lamps and appliances based on status such as occupancy or vacancy.

Turn off lights, water heaters and pool pumps when a building is unoccupied. Also control ceiling and ventilation fans for comfort and energy efficiency.

Leviton's systems provide remote access via smartphone and tablet, so you may monitor and adjust the temperature or lighting levels anytime, from anywhere.



### Lumina™ Gateway and Lumina™ RF Devices

The affordable Lumina™ Gateway and Lumina™ RF product family provide wireless energy management and remote access for small commercial applications utilizing wireless sensors and devices to control temperatures, lamps, fans, pumps and third-party window coverings. The system features scheduling event logic, up to 40 connected wireless two-way sensors and load control, free email or SMS text notification based on event, free apps for remote access, and free software for setup.

#### Why Use Lumina RF in a Small Commercial Facility?

The Gateway itself functions as an energy management coordinator allowing automation of loads and control of multiple properties from smartphone apps. Centralized timing functions make load scheduling simple for signage and other important facets of the business. Using the downloaded setup software, program the system to notify when an event has occurred on the property. Choose from wireless sensors for open/close, motion or occupancy events. Thermostats provide temperature/humidity notification. As well, Lumina™ Gateway working with thermostats provides advanced scheduling and remote control via apps.

#### What is Lumina™ RF?

The Lumina™ Gateway features Lumina™ RF wireless technology. This 2.4GHz mesh network technology has a proven track record in light commercial applications for distance and reliability. Choose from a variety of load control devices to turn nearly any light commercial load on/off.

#### What is Leviton Cloud Service?

Leviton Cloud Service was created for the professional installer as a method to facilitate user-friendly system connections, proper installation, and secure encrypted communication. To register, please visit <http://cloud.leviton.com>

### Lumina™ Gateway and Lumina™ RF Devices

Leviton's powerful wireless Lumina™ Gateway and Lumina™ RF products ensure energy savings in new construction and retrofit, controlling lights, lamps, fans, shades, pumps, and third-party window coverings. Use the Lumina™ Gateway or opt for the Interface Module if incorporating into a Leviton Omni Security automation system. Control multiple locations with the free app, downloadable in the Apple iTunes and Google Play stores.

Lumina™ Gateway and Lumina™ RF Devices	
Description	Cat. No.
<b>Lumina™ Gateway</b> Wireless energy management hub for creating eco-system using Lumina™ RF devices including thermostats, load control modules, sensors, and switches. Easy to setup and create time schedules or utilize sensors for automation, along with macros based on activities. Includes free app and free built-in email notifications.	74A00-1
<b>OmniTouch 7 Touchscreen for Lumina™ Gateway</b> Adjust lights, temperatures and window coverings. Monitor sensors and surveillance cameras. Black/White.	99A00-1 99A00-2
<b>Omnistat2™ Wireless Multistage &amp; Heat Pump w/Humidity Control</b> All the features of the RC-2000 Omnistat2™, plus uses Lumina™ RF wireless communication. Can alternatively attach to Omni Automation Systems.	RC-2000WHZB
<b>Lumina™ RF Universal Thermostat</b> Lumina™ RF universal thermostats provide precise control over the heating, ventilation, & air conditioning (HVAC) system using advanced digital technology that learns the heating/cooling patterns to control the equipment for maximum efficiency.	RC-1500WHZB



Lumina™ Gateway



OmniTouch 7



Lumina™ Thermostat

## ENERGY MANAGEMENT | Lumina™ Management Systems

### Lumina™ Wireless Devices

Lumina™ Wireless Devices	
Description	Cat. No.
<b>Omnistat2™ Wireless Single-Stage Conventional &amp; Heat Pump (w/Aux Heat)</b> All the features of the RC-1000 Omnistat2™ plus uses Lumina™ RF wireless communication. Can alternatively attach to Omni Automation Systems.	RC-1000WHZB
<b>15A Plug-In Load Control Module</b> General purpose module perfect for appliances, fans, and lamps up to 15A. ½ horsepower. 120V AC/60hz. Uses Lumina™ RF wireless communication.	89A00-1ZB
<b>30A Wireless Load Control Module</b> Wireless controls for water heaters, pool pumps, outdoor fountains, lighting, and more. Ultra low stand-by power. Universal 96-250 V AC and 50/60 Hz. Can be used outdoors. Uses Lumina™ RF wireless communication.	73A00-3ZB
<b>5A Wireless Load Control Module</b> Controls low voltage circuits in outdoor air conditioning units, pool and spa heaters and pumps, generators, and more. Ultra low stand-by power. Universal 96-250V AC and 50/60Hz. Can be used outdoors. Uses Lumina™ RF wireless communication.	73A00-4ZB
<b>Lumina™ RF Motion Sensor</b> Lumina™ RF Door/Window Sensors can be applied to doors and windows for occupancy based automated energy management.	LURMD
<b>Lumina™ RF Door/Window Sensor</b> Lumina™ RF Motion Sensor for occupancy based automation.	LURDW
<b>Lumina™ RF 120/277VAC 10A Switch</b> Wall-mounted wireless wall switch for control of small commercial lighting loads.	ZSS10
<b>Lumina™ RF Ceiling Mount Occupancy Sensor — 1500 Sq/Ft - 450 Sq/Ft</b> 360 Degree Occupancy Sensing for either 450 square feet or 1500 square feet.	ZSC04 ZSC15
<b>ZigBee® Interface Module (ZIM)</b> Wireless interface and coordinator for Lumina™ RF products. Plugs into serial port on Leviton Omni™ family controller and allows control of Leviton Wireless Energy Management Components. Display helps setup and installation of wireless systems. Uses Lumina™ RF wireless communication. Six foot cable included. Powered by the Leviton Omni™ controller.	81A00-3WHZB



Lumina™ RF Plug-In Load Control Module



Lumina™ RF Wireless Load Control Module



Lumina™ RF Sensors



Lumina™ RF Switch



ZigBee® Interface Module (ZIM)

P  
Security and Automation

### Lighting Control

#### UPB™ (Universal Powerline Bus) Lighting Control

The UPB™ Lighting Control product line is designed for 110V AC applications and includes dimmers, switches, remote controls, and plug-in modules. HLC (Home Lighting Control) can operate as a stand-alone or with an Omni™ controller to automatically set lights to any percentage. Enhance the environment, improve security for peace of mind, and save energy every time a light is illuminated, all at once with HLC. In addition to controlling conventional bulbs, HLC is also compatible with high efficiency incandescent as well as dimmable LED and CFL.

#### No Need to Re-Wire

Thousands of UPB™ devices are sold every month because they are reliable, full featured and cost effective. HLC technology is ideal for custom homes and small commercial applications because of its long range, ease of use, custom labeling and decorator colors. Leviton's Generation III UPB™ adds several new features including automatic timeout and switching from dimming to non-dimming in the field. Leviton's Gen III UPB™ also includes improvements to the core UPB™ technology, including improved drive for CFL and LED lamps and better tolerance for power frequency variations and interruptions in the dimmers.

#### Easy To Use — The Smart Switches

UPB™ switches feature true rocker action via large panel style switches. Press and hold to brighten or dim. Press up to turn on. Press down to turn off. Easily change scene settings at any time without a service call. Because UPB™ is a modular system, you can update your system to incorporate additional rooms and lights as your needs change. For retrofits or expansion, existing light switches can be replaced with HLC smart switches and plug-in lamp control modules can be added for accessory lighting.

#### Matches Your Style

Most switches accommodate standard Decora® wallplates for nearly unlimited faceplate options. A full range of switch colors are available: including almond, black, brown, gray, ivory, light almond, and white. LED indicator lights at the top of the switches can be programmed to glow blue, red, magenta, or to turn off entirely. Scene switches and house status switches can even feature custom laser engraved buttons.



Universal Powerline Bus (UPB™)



UPB™ Split-Phase Repeater

**Color Choices** Lighting Control devices are offered in a wide range of colors. To order colors, add appropriate suffix to Cat. No.



## ENERGY MANAGEMENT | UPB™ Lighting Control | Switches

### UPB™ Lighting Control

#### Dimmers


Description	Cat. No.
<b>600W CFL/LED Dimmer</b> UL Listed for CFL and LED bulbs. Special dimming curve, minimal brightness level, and optimized TRIAC drive. Can control up to 600 watts of incandescent/Halogen brightness. White color. Color Change Kit available. Uses standard Decora® wallplate (not included).	<b>35A00-1CFL</b>
<b>600W UPB™ Dimmer Switch</b> Used for controlling and dimming lighting loads up to 600W. Optimized for incandescent/Halogen bulbs. White paddle, connectors, instructions. Color Change Kit available. Uses standard Decora® wallplate (not included).	<b>35A00-1</b>
<b>2400W UPB™ Dimmer Switch, White</b>	<b>55A00-3WH</b>
<b>2400W UPB™ Dimmer Switch, Ivory</b> With connectors, instructions. Requires a special back box or must be de-rated. Shown in white. Switch uses special-sized wallplate, sold separately (below).	<b>55A00-3IV</b>
<b>Color-Matched Wallplate, White</b>	<b>55A03-1</b>
<b>Color-Matched Wallplate, Ivory</b>	<b>55A03-2</b>



CFL/LED Dimmer Switch



UPB™ Dimmer Switch



2400W Dimmer Switch

#### Switches

Description	Cat. No.
<b>600W UPB™ Non-Dimming Switch</b> Used for controlling non-dimming loads such as fluorescent lights up to 600 watts. Includes a white paddle, connectors, instructions. Color Change Kit available. Uses standard Decora® wallplate (not included).	<b>35A00-3</b>
<b>15A Relay Switch</b> For controlling heavier loads (up to 15 amps) or motors, such as ceiling fans, that may hum when used with dimming or non-dimming switches. White color. Color Change Kit available. Uses standard Decora® wallplate (not included).	<b>40A00-1</b>
<b>Auxiliary Switch</b> Remotely operate 35A00, 40A00, and 55A00 dimmers and switches. With connectors, instructions. White color. Color Change Kit available. Uses standard Decora® wallplate (not included).	<b>37A00-1</b>
<b>Switch Color Change Kit (12 count)</b> Paddle, bezel assembly for 35A00, 37A00 and 40A00 series switches.	<b>35A14-xCS*</b>



Relay Switch



Auxiliary Switch



Color Change Kit

P

Security and Automation

### UPB™ Lighting Control

Plug-In Modules	
Description	Cat. No.
<b>UPB™ Lamp Module</b> Plug-In Lamp Module controls and dims lamps up to 300 watts.	<b>59A00-1</b>
<b>UPB™ Appliance Module</b> Plug-In Appliance Module controls appliances, fans and lamps up to 15 amps. General purpose, ½ horsepower.	<b>60A00-1</b>

Scene/Zone Controllers	
Description	Cat. No.
<b>Scene Switch, 6-Button</b> Control all lights in a room or area. Lights may be turned on or off, dimmed, brightened, and set to four different scenes. Setting a scene is as simple as pressing the scene button on the Scene Switch. Has infrared receiver for use with Scene Switch Remote Control. Includes white bezel, connectors, instructions. Color Change Kit and custom engraving available.	<b>38A00-1</b>
<b>House Status Switch, 8-Button</b> This master lighting control shows the status for up to eight rooms. If any light is on in an integrated room, the button for that room is illuminated. Pressing the room's button will turn on or off all of the lights in that room. Includes white bezel, connectors, instructions. Color Change Kit and custom engraving available.	<b>38A00-2</b>
<b>Table Top Scene Switch (38A00-1) and Cradle</b> Plug directly into electrical outlet with 6-foot cord. Scene Switch also sold separately.	<b>38A16-xxx*</b>
<b>Cradle for Switches</b> For table mounting of Scene Switch (38A00-1), House Status Switch (38A00-2), or Lumina™ Mode Switch (38A00-3). Conveniently locate switches throughout the home (bedside nightstand, the desk in a home office, next to a favorite chair) via cradles.	<b>38A15-xxx*</b>
<b>Custom Legend Kit for Scene/House Status Switches</b> Coupon and instructions for custom laser engraved buttons for 6-Button Scene Switch or 8-Button House Status Switch. Mail in coupon to receive custom button overlay by mail. Customized Scene Switches make creating an ambiance easy. Select "Task Lighting" or "Romantic Evening" to set the proper mood. Customizing House Status Switches allows for ultimate control of every room: "Sues Bedroom", "Master Bath" and "Back Porch". Create your own.	<b>38A06-2</b>
<b>Scene Switch &amp; Lumina™ Mode Switch Color Change Kit (12 count)</b> Includes bezel for 38A00-1 or 38A00-3 and instructions.	<b>38A04-xCS**</b>
<b>House Status Switch Color Change Kit (12 count)</b> Includes bezel for 38A00-2 and instructions.	<b>38A05-xCS**</b>
<b>Scene Switch Remote</b> Works with Leviton's 38A00-1 Scene Switch. Controls all lights in a room or area. White color.	<b>38A14-1</b>



Lamp Module



House Status Switch



Table Top Scene Switches and Cradles



Custom Legend for Scene/House Status Switches



Scene Switch and Lumina™ Mode Switch Color Change Kit



Scene Switch Remote

\*Add color code to suffix: White (-WH), Ivory (-IV), Almond (-AL), Light Almond (-LTA), Gray (-GR), Brown (-BR), Black (-BL).  
 \*\*Add color code in front of "CS" in suffix: White (-W), Ivory (-I), Almond (-A), Light Almond (-T), Gray (-G), Black (-E), and Brown (-B)

## ENERGY MANAGEMENT | UPB™ Lighting Control | Devices

### UPB™ Lighting Control

#### Control/Interface Modules

Description	Cat. No.
<b>UPB™ Load Control Module</b> 30A module utilizing Leviton's Generation III UPB™ (Universal Powerline Bus) technology over existing power lines. Controls the power consumption of high wattage loads such as pool pumps and hot water heaters. Can control 120 or 240V loads. Requires neutral wire.	<b>71A00-1</b>
<b>Hardwired Load Control Module</b> 20 AMP relay module that connects directly to voltage outputs on Leviton home controllers and expanders and includes a manual override switch. Can control 120, 240, or 277V AC loads. Ideal for lighting control in small commercial environments. Requires 120V and neutral wires.	<b>72A00-1</b>
<b>UPB™ Powerline Interface Module with Cable (1)</b> <b>UPB™ Powerline Interface Modules with Cables (12)</b> UPB™ Powerline Interface Module (PIM) connects the lighting system to an automation system or computer, which can then control the lights — making the system accessible from a remote location over the Internet.	<b>36A00-1</b> <b>36A00-1CS</b>



UPB™ Load Control Module



Hardwired Load Control Module



UPB™ Powerline Interface Module



Phase Coupler



UPB™ Split-Phase Repeater



UPB™ Three-Phase Repeater

#### Couplers & Repeaters

Description	Cat. No.
<b>Phase Coupler (1)</b> <b>Phase Couplers (12)</b> For 120/240V electrical systems, the Phase Coupler increases the speed and reliability of the UPB™ system. Although the UPB™ protocol is extremely robust and less susceptible to power line conditions, Leviton recommends the use of a Phase Coupler in every installation.	<b>39A00-1</b> <b>39A00-1CS</b>
<b>UPB™ Split-Phase Repeater</b> Designed to repeat UPB™ signals in installations requiring additional signal strength. Must be used on a 120/240V AC split-phase 60Hz powerline.	<b>39A00-2</b>
<b>UPB™ Three-Phase Repeater</b> Required for use in three-phase installations when UPB™ devices are installed on separate phases. Must be used on a three-phase 120/208V AC delta-wye, 60Hz powerline.	<b>39A00-3</b>

P

Security and Automation

### Omni-Bus Lighting Network

Popular in domestic commercial operations and a variety of international applications, Omni-Bus controls up to 256 lights, shades, fans, shutters, pumps, and more. Omni-Bus features the benefits of central lighting control with the flexibility of distributed control systems. Modular Omni-Bus components can be located where needed to save wiring and insallation costs.

Leviton Omni-Bus Lighting Control Network is the hardwired and wireless lighting solution for 110/220/240V 50-60Hz. Utilizing the worldwide DIN rail standard for mounting, this bus-based system with controller-based management of loads controls CFL, LED, electronic low-voltage, Halogen, and incandescent lighting.

### Leviton Omni-Bus Advantages

The Omni-Bus lighting system fully integrates with Omni security & automation controllers, allowing control of Omni-Bus devices using standard Omni interfaces and software applications. Power wiring is minimized as controllers can be localized to switches. Switches can be programmed to perform a number of actions. Free Omni-Bus setup software is available online. With Omni-Bus there is no need for a third-party solution.

### Leviton Omni-Bus Works

Power modules feed power to dimmer and non-dimming switches wired up to DIN rail modules. Load Control and other DIN rail modules connect to the Omni-Bus network using standard CAT-5 UTP (Unshielded Twisted Pair) cable between each Omni-Bus device. The Omni-Bus network runs on a low supply voltage (24VDC) and is optically isolated from the main's supply side. The use of splitters allows for a free topology architecture for ease of installation and expandability.

### Omni-Bus Components are Broken into these Four Categories:

- Core Components (Required)
- Accessories
- Load Control Modules
- Switch Interfaces

Core Components (Required)	
Description	Cat. No.
<b>Interface Translator DIN Rail Module</b> The “gateway” of the Omni-Bus system, this device allows Leviton Controllers Omni LTe, Omni Ile, OmniPro II, Lumina™, and Lumina™ Pro to interface with an Omni-Bus network. Built in radio receiver for use with wireless switch interfaces 113A00-2, 113A00-4, 113A00-7, 125A00-1, 125A00-2. Features an Ethernet port.	<b>117A00-1</b>
<b>Power Supply 2.5A DIN Rail Module</b> This 24VDC 2.5A power supply module provides power to the Omni-Bus network.	<b>123A00-1</b>
<b>Power Supply Interface 2A DIN Rail Module</b> Used to detect overloading and select cabling errors on the Omni-Bus network. Distributes power from 123A00-1. Detects low voltage power and overloading to Omni-Bus network.	<b>124A00-1</b>
<b>8-Way Splitter DIN Rail Module</b> Eight-port splitter used for splitting the network into a star configuration.	<b>120A00-1</b>
<b>Termination Plug</b> Used to terminate the Omni-Bus network. Each network must contain one and only one network Termination Plug.	<b>122A00-1</b>
<b>Jumper Plugs (10)</b> Used to terminate any open ends or open connectors on the Omni-Bus network. Come in packs of ten. Not sold individually.	<b>121A00-1</b>



Interface Translator  
DIN Rail Module



Power Supply 2.5A  
DIN Rail Module



Jumper Plugs

## ENERGY MANAGEMENT | Omni-Bus Lighting Network

### Omni-Bus Lighting Network

#### Omni-Bus Components are Broken into these Four Categories:

- Core Components (Required)
- Accessories
- Load Control Modules
- Switch Interfaces

#### Accessories

Description	Cat. No.
<b>RF Transceiver DIN Rail Module</b> Wireless transceiver for use with wireless switch interfaces 113A00-2, 113A00-4, 113A00-7, 125A00-1, 125A00-2. This added transceiver provides expanded wireless range for the Omni-Bus network.	<b>115A00-1</b>
<b>DALI Gateway DIN Rail Module</b> Controls DALI (Digital Addressable Lighting Interface) output devices: On/off switching, dimming, DALI group control, DALI broadcast control, and DALI scene control.	<b>118A00-1</b>
<b>USB Programming Interface Unit</b> Configure and maintain all user-programmable parameters of the Omni-Bus network with a PC. Includes an Omni-Bus PC software license.	<b>116A00-1</b>
<b>3-Way Splitter</b> Used where a T-junction or network split is required to expand an Omni-Bus network.	<b>119A00-1</b>
<b>Single-Gang Switch Box w/Cover, Metal Lid</b> Features holes and knockouts for mounting to desired surface. Can accommodate Hi-Fi™ 2 interfaces, Omni-Bus hardwired switches, and UPB™ switches. Includes a metal cover with hardware for mounting to the box.	<b>95A20-1</b>



DALI Gateway  
DIN Rail Module



USB Programming  
Interface Unit



3-Way Splitter



Omni-Bus Relay  
DIN Rail Module



Omni-Bus Dimmer  
DIN Rail Module

#### Load Control Modules

Description	Cat. No.
<b>Omni-Bus Relay DIN Rail Module</b> Control up to 4 general purpose resistive loads (2A@230V AC, 2A@110V AC, 2A@28V DC or low voltage switching applications (irrigation valves, gates, garage doors, etc.).	<b>112A00-1</b>
<b>Omni-Bus Dimmer DIN Rail Module</b> Controls 220V incandescent, 220V halogen, and low voltage transformers suitable for trailing-edge dimming: 400W@230V AC. This product is available for international (non-North American) markets only.	<b>110A00-1</b>
<b>Omni-Bus Universal Dimmer DIN Rail Module</b> Advanced dimming circuit controls most lighting loads. Selectable jumper for leading or trailing edge dimming. Controls incandescent, halogen, low voltage electronic transformers, low voltage magnetic transformers: 900W@230V AC; 600W@110V AC. Controls dimmable CFL/LED: 400W@230V AC; 300W@110V AC.	<b>110A00-2</b>
<b>Omni-Bus Power Switch DIN Rail Module</b> Controls resistive/incandescent: 2000W@230V AC; 1500W@110V AC. Ballast (fluorescent lights): 2000W@230V AC; 1500W@110V AC. Low voltage transformer: 2000W@230V AC; 1500W@110V AC. DC resistive: 10A@30VDC.	<b>111A00-1</b>

P

Security and Automation



### Omni-Bus Lighting Network

Switch Interfaces	
Description	Cat. No.
<b>Omni-Bus Scene Control DIN Rail Module</b> Stores up to 32 lighting scenes or moods, controlling up to 256 Omni-Bus load control modules. Each scene can be triggered from up to 8 different Omni-Bus input devices. Also works in conjunction with a Leviton Controller and Omni-Bus Interface Translator for added flexibility and control.	<b>126A00-1</b>
<b>6-Channel Universal Switch Interface Module</b> Connects up to six third-party switches to the Omni-Bus network. Six LED outputs control two-lead bi-color or single color LED indicators for each switch.	<b>114A00-1</b>
<b>Omni-Bus Cable Assemblies (12) for Universal Switch Interface Module</b> Pack of 12 cable assemblies for Omni-Bus Universal Switch Interface Module 114A00-1. 150mm cable assembly used to connect a switch input or LED output of the 114A00-1 to third-party switch. One cable is required for each input or LED output.	<b>114A01-1</b>
<b>1-Button, Hardwired Switch Interface, White</b> <b>1-Button, Wireless Switch Interface, White</b> Single-button hardwired or wireless switch interface. Controls dimmer, power switch, relay, or an input into a Leviton controller. LED light indicates operation status. Wireless switch operates with 117A00-1 or 115A00-1.	<b>113A00-1</b> <b>113A00-2</b>
<b>2-Button, Hardwired Switch Interface, White</b> <b>2-Button, Wireless Switch Interface, White</b> Two-button hardwired or wireless switch interface. Controls dimmer, power switch, relay, or an input into a Leviton controller. LED light indicates operation status. Wireless switch operates with 117A00-1 or 115A00-1.	<b>113A00-3</b> <b>113A00-4</b>
<b>3-Button, Hardwired Switch Interface, White</b> <b>3-Button, Wireless Switch Interface, White</b> Three-button hardwired or wireless switch interface. Controls dimmer, power switch, relay, or an input into a Leviton controller. LED light indicates operation status. Wireless switch operates with 117A00-1 or 115A00-1.	<b>113A00-5</b> <b>113A00-7</b>
<b>3-Button, Hardwired Switch Interface, Stainless</b> Three-button hardwired switch interface. Controls dimmer, power switch, relay, or inputs into a Leviton controller. LED lights indicate operation status.	<b>113A00-6</b>
<b>6-Button, Hardwired Switch Interface, White</b> Six-button hardwired switch interface. Controls dimmer, power switch, relay, or an input into a Leviton controller. LED light indicates operation status.	<b>113A00-8</b>
<b>6-Button, Hardwired Switch Interface, Stainless</b> Six-button hardwired switch interface. Controls dimmer, power switch, relay, or inputs into a Leviton controller. LED lights indicate operation status.	<b>113A00-9</b>
<b>Keyfob Remote Control, 6-Channel</b> <b>Keyfob Remote Control, 16-Channel</b> Wireless RF transmitter built into a convenient keyfob. Up to six or sixteen channels available. Controls dimmer, power switch, relay, or inputs into a Leviton controller. Wireless switch operates with 117A00-1 or 115A00-1.	<b>125A00-1</b> <b>125A00-2</b>



Omni-Bus Scene Control  
DIN Rail Module



6-Channel Universal Switch  
Interface Module



Omni-Bus Cable  
Assemblies



2-Button  
Switch Interface



3-Button  
Brushed Stainless



Keyfob Remote Control,  
6-Channel

## Thermostats

### Leviton Programmable Communicating Thermostats

The Omnistat2™ programmable communicating thermostat harnesses decades of energy management leadership to provide sophisticated and intelligent function in an easy to use device. Omnistat2™ can manage electric, gas, geothermal, and radiant heat energy sources. According to the U.S. Department of Energy, 56% of the average home's energy bill is just for heating and cooling. That means the best way to control your energy cost is by managing your heating and cooling system. Using advanced digital technology, the Omnistat2™ “learns” heating and cooling patterns and adjusts control to maximize both HVAC efficiency and comfort. Automatically adjusting the temperature saves you money.

### A Simple Interface for Ease of Use

Simply turn the scroll wheel to the right or left to adjust the temperature. Three buttons facilitate easy-to-navigate menus. Display information includes temperature setpoints, modes, outdoor temperature and humidity, run time by week, and more.

### Unique Looks to Suit Your Home

Beyond the three different color options of black, white and silver, choose from over one hundred customizable backlight colors. Change backlighting from blue to red or green-or any color in between with the turn of the scroll wheel.

#### Specifications Comparison Chart

	Omnistat2™ RC-2000	Lumina RF™, Zigbee® RC-1500*	Omnistat2™ RC-1000
Humidifier/Dehumidifier control	•		
Humidity sensing and display	•		
Supports up to 2-stage conventional & 2-stage heat pump w/3rd-stage aux. heat	•	•	
Supports dual fuel systems	•		•
Automatic heat/cool changeover	•	•	•
Filter reminder for peak efficiency	•	•	•
Digital precise temperature control	•	•	•
Seven-day schedule with copy function	•	•	•
Fan cycle mode periodically circulates air	•	•	•
Graphical display of HVAC usage by week	•	•	•
Eco-friendly design — no batteries to replace	•	•	•
Indoor sensor averaging with remote sensor	•		•
Multi-color backlight adjustable at any time	•	•	•
Choose between Simple or Advanced displays	•	•	•
Remote and averaged temperature sensors available	•		•
Motion activated backlight turns on when approached	•		•
Temperature readings available in Fahrenheit or Celsius	•	•	•
Energy Efficient Control (EEC) for heat pump auxiliary heat	•	•	•
Learns a home's heating and cooling patterns for efficiency	•	•	•
Communicates with Leviton systems and other automation systems	•	•	•
Settings for Home, Night, Away, and Vacation (with a Leviton system)	•	•	•
Easy to use Vacation mode restores temperatures before your return	•	•	•
Serial Connection	•		•

\*RC1500 is a wireless device. See pages P-31 and P-32 for ordering information

**Color Choices** Thermostats are available in three colors. To order colors, add suffix to Cat. No.



White (-WH)



Black (-BL)



Silver (-SL)

### Thermostats

Thermostats and Trim Ring	
Description*	Cat. No.
Omnistat2™ Thermostat Conventional & Heat Pump (w/Aux)	RC-1000WH
Omnistat2™ Thermostat Conventional & Heat Pump (w/Aux) — Wireless Version**	RC-1000WHZB
Lumina™ RF Universal Thermostat, Wireless**	RC-1500xxZB
Omnistat2™ Thermostat Multi-Stage Heat Pump w/Humidity Control	RC-2000WH
Omnistat2™ Thermostat Multi-Stage Heat Pump w/Humidity Control — Wireless Version**	RC-2000WHZB
Omnistat2™ Trim Ring	65A18-1xx

\*See chart on page P-40 for specifications.

\*\*See pages P-31 and P-32 for additional information about these and other Lumina™ RF wireless technology products, including product photos



Omnistat2™ with Optional Trim Ring



Temperature Display Control

Temperature Display Control	
Description	Cat. No.
<b>Temperature Display/Control (TDC)</b> Inspired by the sleek new VSC interface for the Hi-Fi™ 2, Leviton developed an all-new energy management interface with similar easy-to-use controls and OLED display, making the control and adjustment of interior comfort settings both simple and beautiful.	95A03-1TWH
<b>Communication Adapter</b>	65A60-1
<b>Temperature Display/Control and Communication Adapter Kit</b>	95A03-1TKT



Thermostat Power Supply Module

Modules	
Description	Cat. No.
<b>Thermostat Power Supply Module</b> Power booster for Omnistat2™ thermostats, instructions (may be needed in retrofit applications when “HVAC common” wire is not available). Mounts at furnace/air handler and requires no external power source.	30A00-2
<b>Thermostat Isolation Module</b> Relay isolation module for Omnistat2™ thermostats. Includes mounting clips and instructions (may be needed for HVAC systems using non-standard voltages).	29A00-1



Surface Mount Remote Temperature Sensor

Sensors	
Description	Cat. No.
<b>Surface Mount Remote Indoor/Outdoor Temperature Sensor</b> Omnistat2™ thermostats can be used as outdoor sensor for dual-fuel heat pumps.	23A00-1
<b>Flush Mount Remote Indoor/Outdoor Temperature Sensor</b> For Omnistat2™ thermostats. Can be painted or wallpapered.	23A00-2



Flush Mount Remote



Thermostat Isolation Module

**ENERGY MANAGEMENT** | Sensors | ZigBee® Wireless

**Temperature and Humidity Sensors**

For use with your Omni™ and Lumina™ controllers. Sensors have been enhanced with a special mounting bracket for improved environmental readings, indoors or outdoors.

**Water Temperature Sensor**

Module, probe, accessories and instructions. Allows you to monitor and activate programs based on water temperature. Can be used for pools, spas, aquatic ponds, fish tanks, greenhouses, etc. Sensing range is 0-120°F.

Description	Cat. No.
Water Temperature Sensor	14A00-8



Water Temperature Sensor

**Extended Range Temperature Sensor for Leviton Omni™/Lumina™ Controllers**

Range is from -40° to 120°F. Comes with accessory kit, with mounting bracket and instruction sheet. Allows you to monitor and activate programs based on temperatures. Can be used outdoors, in attics, basements, wine cellars, etc. Must be connected directly to the Leviton controller using a four-conductor wire. For enhanced accuracy, calibrate after installation. Includes mounting bracket.

Description	Cat. No.
Extended Range Indoor/Outdoor Temperature Sensor for Leviton Omni™/Lumina™ Controllers	31A00-7



Extended Range Temperature Sensor

**Extended Range Temperature and Humidity Sensor for Leviton Omni™/Lumina™ Controllers**

Range is from -40° to 120°F. Comes with accessory kit, with mounting bracket and instruction sheet. Must be connected directly to the Leviton controller using a four-conductor wire. For enhanced accuracy, calibrate after installation.

Description	Cat. No.
Extended Range Indoor/Outdoor Temperature & Humidity Sensor for Leviton Omni™/Lumina™ Controllers	31A00-8



Extended Range Temperature and Humidity Sensor



**ZigBee® Wireless Energy Management**

**ZigBee®**

Control your world

**ZigBee® Interface Module for Omni™ and Lumina™ Controllers**

Plugs into serial port on Leviton Omni™ or Lumina™ family controller and allows control of Leviton Wireless Energy Management components. Display helps set up and installation of wireless systems. Uses ZigBee® wireless communication. Six foot cable included. Powered by the Leviton Omni™ controller.

Description	Cat. No.
ZigBee® Interface Module (ZIM) for Leviton Omni™ and Lumina™ Controllers	81A00-3WHZB



ZigBee® Interface Module

P

Security and Automation

### Entertainment

Leviton entertainment products enhance your lifestyle by adding convenience to the A/V equipment experience. Many products can be used stand-alone or can be integrated into a complete control system for increased functionality such as shutting down or lowering exterior speaker levels at a certain time each night.

Want to affordably control your media room via your Smartphone or tablet? Using BitWise AV controllers, push one button to turn on AV equipment, lower a projection screen, lower the window treatments, and even adjust a few lights. Customize the layout to suit your taste or use provided templates and icons.

Want to share music throughout your home with a powerful distributed audio system and sleek built-in speakers? Hi-Fi™ 2 distributed audio systems are available in either 8-source, 8-zone systems (expandable to 16 zones) or as a 4-source, 4-zone system that are perfect for condos and townhomes. The 8x8 version features 50 Watts per zone while the 4x4 version features 40 Watts per zone. Both systems can be accessed via the free Hi-Fi™ 2 app thanks to the Ethernet port on the Hi-Fi™ 2. Use an optional Bluetooth Remote Input Module to wirelessly stream music throughout the property.

### Entertainment Group



**ENTERTAINMENT** | Distributed Audio

**Distributed Audio**

**Hi-Fi™ 2 4x4 Distributed Audio System**

**Hi-Fi™ 2 for Leviton 4-Zone, 4-Source Kit for Structured Wiring Enclosures**

The Hi-Fi™ 2 4x4 accommodates four sources, which can either be local at the amplifier or remote using an RIM connected to Cat5. Two RIMs come with the Hi-Fi™ 2 4x4 for the most popular remote inputs (home theater, kitchen TV, iPod dock, den entertainment center). More RIMs are available separately.

Description	Cat. No.
Hi-Fi™ 2 by Leviton 4 Zone, 4 Source Kit for Structured Wiring Enclosures	95A00-3

**Hi-Fi™ 2 for Leviton Main Amplifier Assembly for 4x4 System**

Amplifier Only Version of the 4x4 System.

Description	Cat. No.
Hi-Fi™ 2 4x4 Amplifier Only US Version	95A02-3



Hi-Fi™ 2 4-Zone, 4-Source Kit for Structured Wiring Enclosures



Hi-Fi™ 2 8-Zone, 8-Source Kit



Hi-Fi™ 2 8-Zone, 8-Source Kit for Structured Wiring Enclosures



Hi-Fi™ 2 8x8, Main Amplifier



Hi-Fi™ 2 8-Zone Expansion Amplifier Kit with Enclosure



Vented Enclosure

**Hi-Fi™ 2 8x8 Distributed Audio System**

**Hi-Fi™ 2 for Leviton 8-Zone, 8-Source Kits**

Includes 8 Inputs and 4 RIMs (Remote Input Module); use all 8 inputs or 4 inputs and 4 RIMs or any combination up to a total of 8 inputs/RIMs. Also includes 8 OLED Display VSCs (Volume Source Control) with digital controls. Expandable to 16 zones using Expansion Amplifier Kit [sold separately].

Description	Cat. No.
Hi-Fi™ 2 by Leviton 8-Zone, 8-Source Kit with Enclosure	95A00-1
Hi-Fi™ 2 by Leviton 8-Zone, 8-Source Kit for Structured Wiring Enclosures	95A00-2

**Hi-Fi™ 2 for Leviton Main Amplifier Assembly for 8x8 System**

Amplifier Only version of the 8x8 system. Expandable to 16 zones using Expansion Amplifier Kit (sold separately).

Description	Cat. No.
Hi-Fi™ 2 by Leviton Main Amplifier Assembly with Power Supply	95A01-1

**Hi-Fi™ 2 for Leviton 8-Zone Expansion Amplifier Kits**

Includes expansion PCA, 8 VSCs, and enclosure. Expands the Hi-Fi™ 2 8x8 to a total of 16 zones. Includes power cord, expansion cable, and two variable outputs. Expansion Amplifier must be mounted no more than six inches (15.24cm) below the Main Amplifier. Compatible with OmniPro II and Lumina™ Pro controllers only.

Description	Cat. No.
Hi-Fi™ 2 by Leviton 8-Zone Expansion Amplifier Kit with Enclosure	95A12-1
Hi-Fi™ 2 by Leviton 8-Zone Expansion Amplifier Kit for Structured Wiring Enclosures	95A12-2

**Hi-Fi™ 2 Expansion Amplifier Assembly**

Includes expansion PCA with power supply and power cord. Expands the Hi-Fi™ 2 8x8 to a total of 16 zones. Expansion Amplifier must be mounted no more than six inches (15.24cm) below the Main Amplifier. Compatible with OmniPro II and Lumina™ Pro controllers only.

Description	Cat. No.
Hi-Fi™ 2 Expansion Amplifier Assembly w/Power Supply	95A18-1

**Vented Enclosure**

Enclosure for Hi-Fi™ 2 8x8 with vents, door latch mounting plate, hardware kit and instructions. Features knock-outs on top, bottom and back for multiple installation scenarios.

Description	Cat. No.
Vented Enclosure	95A09-1

P  
Security and Automation

### Hi-Fi™ 2 Distributed Audio System Accessories

#### Hi-Fi™ 2 for Leviton Retractable RCA Cable

3.5mm male to 2 RCA male patch cables. Extends to 4 feet. Use to connect TVs, CD players, home theater and stereo components to Hi-Fi™ 2's RIM.

Description	Cat. No.
Hi-Fi™ 2 by Leviton Retractable RCA Cable	95A13-1



95A13-1  
Retractable RCA Cable

#### Hi-Fi™ 2 for Leviton Retractable Stereo Cable

3.5mm male to 3.5mm male stereo patch cable. Extends to 4 feet. Use to connect MP3 players, iPods™, computers with headphone and/or audio outputs to Hi-Fi™ 2's RIM.

Description	Cat. No.
Hi-Fi™ 2 by Leviton Retractable Stereo Cable	95A14-1



95A14-1  
Retractable  
Stereo Cable

#### Hi-Fi™ 2 Remote Control

For volume and source selection. One included in 95A00-1 and 95A00-2.

Description	Cat. No.
Hi-Fi™ 2 Remote Control	95A05-1



95A05-1  
Remote Control

#### Volume Source Control (VSC)

Four-button OLED keypad controls volume, power, source, and more. Features IR receiver. White wallplate, VSC Color Change Kits available. Supports foreign language (western characters) and unicode characters.

Description	Cat. No.
Hi-Fi™ 2 Volume Source Control (VSC)	95A03-1



95A03-1  
Volume Source  
Control

#### VSC Color Change Kits

Case of 12 replacement face and wallplates for Volume Source Control.

Description	Cat. No.
VSC Color Change Kits, White (12)	95A11-WHCS
VSC Color Change Kit, Ivory (12)	95A11-IVCS
VSC Color Change Kit, Almond (12)	95A11-ALCS
VSC Color Change Kit, Light Almond (12)	95A11-LTACS
VSC Color Change Kit, Black (12)	95A11-BLCS



95A11  
VSC Color Change Kits

ENTERTAINMENT | Distributed Audio

Hi-Fi™ 2 Distributed Audio System Accessories

Remote Input Module

White Remote Audio Input/IR output module. Includes white wallplate. Additional colors are available through RIM Color Change Kits. Features a routed IR emitter jack and a flasher. Control your source equipment from any room that has a Volume-Source Control.

Description	Cat. No.
Remote Input Module (RIM)	95A04-1



Remote Input Module

RIM Color Change Kit

Case of 12 replacement face and wallplates for Remote Input Module.

Description	Cat. No.
RIM Color Change Kit, White (12)	95A10-WHCS
RIM Color Change Kit, Ivory (12)	95A10-IVCS
RIM Color Change Kit, Almond (12)	95A10-ALCS
RIM Color Change Kit, Light Almond (12)	95A10-LTACS
RIM Color Change Kit, Black (12)	95A10-BLCS



RIM Color Change Kit

Bluetooth Remote Input Module

Bluetooth devices can connect and act as music servers for your Hi-Fi™ 2 distributed audio system. Play music from Pandora, Spotify, Rhapsody, iTunes, and YouTube playlists. White only.

Description	Cat. No.
Bluetooth Remote Input Module	95A04-2



Bluetooth Remote Input Module

Hi-Fi™ 2 Expansion Cable Assembly

24-pin ribbon cable connects the Main Amplifier board to the Expansion Amplifier board. This part is also included with 95A12-1 and 95A12-2.

Description	Cat. No.
Hi-Fi™ 2 Expansion Cable Assembly	95A16-1



Hi-Fi™ 2 Expansion Cable Assembly

Free Stand-Alone App to Control Your Audio System

Now, anyone can control their Hi-Fi™ 2 system with a free iOS application on their iPad, iPod Touch, or iPhone. Load the application on as many devices as you like for free.



Hi-Fi™ 2 Systems work best with 6 to 8 ohm speakers. Leviton manufactures two lines of speakers that sound fantastic when paired with these audio systems. Choose from in-wall, in-ceiling, or outdoor speakers from Leviton.



Related Products

Leviton also offers superior quality speakers for wall, ceiling, outdoor or home theater use. See pages Q-26 to Q-29 in the Connected Home section for more information.



### BitWise

#### A Complete AV Control and Automation Eco-System

The Leviton BitWise line offers powerful automation controllers, a completely customizable app interface, and our easy-to-use, no-coding-required Project Editor software. From a single control app, you can manage every aspect of AV and more. For setup software, templates, modules and support, please visit [Leviton.com/BitWise](http://Leviton.com/BitWise).

- No per-device or per-job licensing fees, free software
- Free Apple and Android control apps
- U.S.-assembled controllers ensure the highest standards of quality and reliability
- Integrate with Omni Security & Automation systems for a comprehensive solution.

#### BitWise AV Controllers

- Entry-level BC4 is perfect for home theaters, conference rooms and classrooms
- BC2 includes additional inputs and outputs, including optional Wi-Fi connectivity
- BC1 controller fits in an AV rack at full width adds advanced scheduling and notification

#### Interfaces

- Manage your system via the BitWise control app on iOS and Android devices, available on smartphones and tablets. Use an OmniTouch 7 Touchscreen for 'Always there, Always on' control
- RF Room Remote and Remote Receiver controls all BitWise connected devices in a room

#### Accessories

- Optional power supplies, IR emitters, IR Learners, and Wi-Fi adapters enhance the capabilities of a BitWise control system
- PoE Power Injector provides up to 15.4 watts of power and 10/100M data transmission through category cable

#### BitWise Group



### BitWise AV Control

BitWise	
Description	Cat. No.
BC1, US Power Supply, 8 IR ports, 4 RS232, 4 GPIO, 4 Relays, 1 IR input	BWBC1-000
BC1, Intl Power Supply, 8 IR ports, 4 RS232, 4 GPIO, 4 Relays, 1 IR input	BWBC1-0NT
BC2, US Power Supply, 4 IR ports; 2 RS232; 2 GPIO; 2 Relays	BWBC2-000
BC2, Intl Power Supply, 4 IR ports, 2 RS232; 2 PIO, 2 Relays	BWBC2-0NT
BC4-BCX-1 PRO, US power supply, BW BC4 with 4 IR ports, GPIO, RS232	BWBC4-000
BC4-BCX-1 PRO, INTL power supply, BW BC4 with 4 IR ports, GPIO, RS232	BWBC4-0NT
RF Remote Control	BWRMT-000
RF Remote Control Receiver	BWRRR-000
BC-2 Rack Ears	BWEAR-000
Single Head Flashing IR Emitter	EN928-000
Dual Head Flashing IR Emitter	BWEM2-000
Adapter for connecting a BC-1 IR In port to a Distributed IR system	BWIRA-000
Wi-Fi Adapter with External Antenna	BWWFA-000
IR Receiver Module	BWIRI-000
IR Learner	BWIRL-000
DB9 Female-RJ45 Female Adapter	BWDDBF-000
DB9 Male-RJ45 Female Adapter	BWDDBM-000
POE Power Injector with A/C Cord	TS901-000
OmniTouch 7 Touchscreen, black/white	99A00-1/2
OmniTouch 7 Table Top Stand - White	99A16-1
OmniTouch 7 Top Stand - Black	99A16-2
US Power Supply, 12V	BWDPS-000
International Power Supply, 12VDC	BWIPS-000



BitWise Power Supply



BitWise Rack Ears



OmniTouch Touchscreen

### SPOTLIGHT

#### Taking Control

Control A/V equipment using an iOS device including iPhone, iPod Touch, and iPad. Control your home entertainment area like den or media room, or easily control dozens of components in a light commercial setting as well. Achieve control over A/V systems through one interface. Use one button on a touchscreen to close the curtains/shades, lower a screen, and turn on the appropriate A/V equipment. Automatically adjust the lights and set the room temperature for the perfect presentation or movie time!






## Connected Home

# Q

Structured Media® Enclosures .....	Q-4
FTTH Box & Media Versatile Panel .....	Q-10
Routers & Switches .....	Q-11
Power Supplies & Surge Protection .....	Q-12
Mounting Brackets, Patch Cords & Tools .....	Q-13
Twist & Mount, TIDP & Compact Structured Media® Panels .....	Q-15
Structured Media® Panels, Modules & Boards ...	Q-16
Video Distribution & Splitters .....	Q-19
Data & AV Connectors .....	Q-21
Wallplates & Inserts .....	Q-22
Speakers .....	Q-26
Volume Controls & Audio Distribution .....	Q-30
Home Theater, Recessed Receptacles & Mobile Device Station .....	Q-32
Accessories .....	Q-34



## Populating The Structured Media® Enclosure — The Nerve Center of the Connected Home

Get enterprise-grade, best-in-class broadband network performance capability with Leviton Connected Home components. All Structured Media® solutions are engineered to work together, providing a clean and organized base and simplifying integration from rough-in through line activation.



- 1 Structured Media® Enclosures**  
These versatile enclosures allow you to manage and distribute a full range of voice, data, audio, and video wiring from one central location. We have enclosure solutions for wood frame, concrete, and cinder block construction.
- 2 Data Patching & Distribution**  
Leviton offers durable Cat 6 and 5e panels and modules for data cable distribution. The high-end Twist & Mount Panel makes installation easy and provides easy access for moves, additions, or changes in the home network.
- 3 Telephone Patching & Distribution**  
Choose from a wide selection of telephone distribution boards, modules, or panels for the secure feel and sound of a telephone landline. Our Telephone Input Distribution Panel (TIDP) supports inputs for use with “triple play” modems and complements the look and simplicity of our Twist & Mount Patch Panels.
- 4 Internet Routers & Switches**  
Leviton has high-speed routers to share Internet access over a Wide Area Network (WAN) in the home or office, and Ethernet switches to network additional PCs, printers, and other peripherals beyond router capacity.
- 5 Premium & Passive CatV Splitters**  
Distribute the incoming RF signal to locations throughout a home via coaxial cable using Leviton passive CatV splitters, or use Premium splitters to optimize the performance of digital cable signals to handle HDTV. The Premium splitter’s forward-path internal amplifier provides equal input and output levels on all ports.

- 6 Ultra High-Flex Patch Cords**  
The structured cabling system you install today will likely change tomorrow. Ultra High-Flex Patch Cords help make changes easy. They allow for tighter radius connections and a cleaner finished appearance inside a dressed Structured Media® Enclosure.
- 7 Multi-Room Audio**  
The Hi-Fi™ 2 Four Source, Four Zone (4x4) is a quality distributed audio system that integrates easily inside a Structured Media enclosure. It is ideal for controlling, sharing, and listening to audio systems throughout the home. More information on the Hi-Fi™ 4x4 system is available online at [leviton.com/hifi4x4](http://leviton.com/hifi4x4).
- 8 Integrated Power Supply**  
Structured cabling systems rely on active gear that requires low-voltage power and surge protection. Leviton offers power supplies with extra plugs that eliminate the need for bulky power adapters within enclosures.
- 9 ISP Modem (provided by service provider)**  
The modem converts DSL, cable, or fiber optic signals for Internet access for triple-play service or pure data connections.

Use the online Structured Media® configurator to help design your structured wiring network at [leviton.com/homeconfig](http://leviton.com/homeconfig)



## STRUCTURED MEDIA® ENCLOSURES

### Structured Media® Enclosures

Leviton Structured Media® enclosures provide a convenient termination location for wiring home runs from wall outlets, creating a distribution point for voice, data, audio, and video applications. Available in compact, 14", 21", 28", and 42" sizes to address a broad range of capacities for single family homes, MDUs, and light commercial applications, Leviton Structured Media® enclosures support new and retrofit installations.

#### Features and Benefits

- Enclosures are constructed of white powder-coated 20-gauge steel
- Covers and doors are constructed of white powder-coated 18-gauge steel, and feature 3/4" overlap to hide irregular drywall cuts
- Modules mount vertically or horizontally
- Multiple knock-outs on top and bottom facilitate cable entry and routing
- Knock-out in base of enclosure accommodates single- and dual-gang J-boxes and power modules
- Six 3" self-healing foam grommets included to accommodate and protect cable bundles
- Mounting tabs on housing sidewalls prevent enclosure from falling through the studs during installation
- Can be surface mounted or recessed
- Combine two or more enclosures for larger installations or future expansion
- Optional lock and key set available for additional security
- Standards compliance: ACA and cULus Listed
- For enclosure configuration assistance, go to [leviton.com/homeconfig](http://leviton.com/homeconfig)



A



B



C



D



E



F



G



H



I

**STRUCTURED MEDIA® ENCLOSURES | 14", 21", & Compact**
**Features and Benefits**
**14" & 21" Enclosures, Covers, & Doors**

- Entry-level home network enclosures create a central distribution point for low-voltage cabling
- Ideal for apartments, condos, and smaller homes
- 14" enclosure accommodates basic residential networking systems and accessories
- 21" enclosure provides additional room for larger modules and equipment

**Compact Structured Media® MDU Enclosures**

- Economical solution for MDU connectivity
- Flexibility to accommodate a variety of telephone/video distribution configurations
- Available empty with cover or in two pre-configured kits
- Snap-on cover requires no tools or fasteners
- Molded-in brackets provide quick snap-in convenience for expansion boards
- Angled video-splitter shelf for easy installation
- Hosts three expansion boards and one TV splitter
- Constructed of sturdy white ABS molded plastic
- cULus Listed for communications equipment

**14" Structured Media® Enclosures, Covers, and Doors**

Description	Cat. No.
14" Enclosure and Flush-Mount Cover, 15.32" (389.1 mm) H x 15.62" (396.7 mm) W x 3.83" (97.3 mm) D	47605-140
<b>[A]</b> 14" Enclosure, 14.0" (355.6 mm) H x 14.38" (365.3 mm) W x 3.63" (92.2 mm) D	47605-14E
14" Multi-Dwelling Unit Configuration A Enclosure and Flush-Mount Cover, 15.32" (389.1 mm) H x 15.62" (396.7 mm) W x 3.83" (97.3 mm) D (see page <b>Q-7</b> for knock-out configurations)	47605-1MG
<b>[B]</b> 14" Flush-Mount Cover, 15.32" (389.1 mm) H x 15.62" (396.7 mm) W x 0.20" (5.1 mm) D	47605-14C
<b>[C]</b> 14" Economy Hinged Door, 15.32" (389.1 mm) H x 15.62" (396.7 mm) W x 0.25" (6.4 mm) D	47605-14D
14" Premium Vented Hinged Door, 15.32" (389.1 mm) H x 15.62" (396.7 mm) W x 0.25" (6.4 mm) D	47605-14S
14" Enclosure, job packed, 6 per pack, 14.0" (355.6 mm) H x 14.38" (365.3 mm) W x 3.63" (92.2 mm) D	47605-14G
14" Flush-Mount Cover, job packed, 6 per pack, 15.32" (389.1 mm) H x 15.62" (396.7 mm) W x 0.20" (5.1 mm) D	47605-14B
Structured Media® Enclosure Lock & Key for 14", 21", 28", and 42" hinged doors	5L000-LOK

**21" Structured Media® Enclosures, Covers, and Doors**

Description	Cat. No.
<b>[D]</b> 21" Enclosure, 21.0" (533.4 mm) H x 14.38" (365.3 mm) W x 3.63" (92.2 mm) D	47605-21E
<b>[E]</b> 21" Flush-Mount Cover, 22.35" (567.7 mm) H x 15.62" (396.7 mm) W x 0.20" (5.1 mm) D	47605-21C
<b>[F]</b> 21" Premium Vented Hinged Door, 22.35" (567.7 mm) H x 15.62" (396.7 mm) W x 0.25" (6.4 mm) D	47605-21S
Structured Media® Enclosure Lock & Key for 14", 21", 28", and 42" hinged doors	5L000-LOK

**Compact Structured Media® MDU Enclosures**

Description	Cat. No.
<b>[G]</b> Compact Structured Media® Enclosure and Cover, empty, 8.02" (203.7 mm) H x 14.38" (365.2 mm) W x 3.71" (94.2 mm) D	47605-MDU
Compact Structured Media® Enclosure Cover only, 15.375" (390.5 mm) H x 9" (228.6 mm) W x .5" (12.7 mm) D	47605-MDC
<b>[H]</b> MDU Kit (Compact Structured Media® Enclosure and Cover plus 1x6 Telephone Expansion Board), 8.02" (203.7 mm) H x 14.38" (365.2 mm) W x 3.71" (94.2 mm) D	47604-0F6
<b>[I]</b> MDU Kit (Compact Structured Media® Enclosure and Cover plus 1x6 Telephone Expansion Board and 6-Way 1 GHz Splitter), 8.02" (203.7 mm) H x 14.38" (365.2 mm) W x 3.71" (94.2 mm) D	47604-F6S



**STRUCTURED MEDIA® ENCLOSURES | 28" & 42"**

**Structured Media® Enclosures**

**Features and Benefits**

**28" & 42" Enclosures, Covers & Doors**

- Command central for virtually all technology including networking, DSL, cable Internet modem, satellite video, security, VoIP, fax, telephone, intercom, and audio
- Available in MDU and mixed-use configurations
- 28" enclosure accommodates up to 8 distribution modules
- 42" enclosure accommodates up to 12 distribution modules



A



B



C



D




E



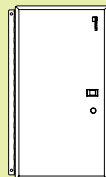
F

**SPOTLIGHT**

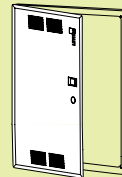
Choosing Your Structured Media® Enclosure Cover or Door



**Flush-Mount Cover**  
Screws directly to enclosure frame.



**Economy Hinged Door**  
Hinged flange attaches to left or right side of enclosure.



**Premium Vented Hinged Door**  
Full-frame design. Ventilated door hinges from left or right.

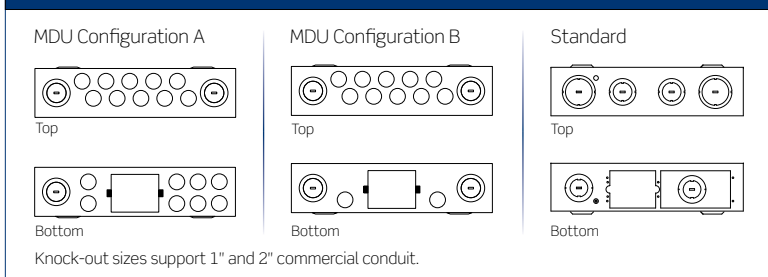


**STRUCTURED MEDIA® ENCLOSURES | 28" & 42"**
**28" Structured Media® Enclosures, Covers, and Doors**

Description	Cat. No.
28" Enclosure and Flush-Mount Cover, 29.32" (744.7 mm) H x 15.62" (396.7 mm) W x 3.83" (97.3 mm) D	47605-28W
<b>[A]</b> 28" Enclosure, 28.0" (711.2 mm) H x 14.38" (365.3 mm) W x 3.63" (92.2 mm) D	47605-28N
28" Multi-Dwelling Unit Configuration A Enclosure and Flush-Mount Cover, 29.32" (744.7 mm) H x 15.62" (396.7 mm) W x 3.83" (97.3 mm) D*	47605-2MG
28" Multi-Dwelling Unit Configuration B Enclosure only, 28.0" (711.2 mm) H x 14.38" (365.3 mm) W x 3.63" (92.2 mm) D*	47605-M28
28" Flush-Mount Cover, 29.32" (744.7 mm) H x 15.62" (396.7 mm) W x 0.20" (5.1 mm) D	47605-F28
28" Economy Hinged Door, 29.32" (744.7 mm) H x 15.62" (396.7 mm) W x 0.25" (6.4 mm) D	47605-28D
<b>[B]</b> 28" Premium Vented Hinged Door, 29.32" (744.7 mm) H x 15.62" (396.7 mm) W x 0.25" (6.4 mm) D	47605-28S
28" Enclosure, job packed, 3 per pack, 28.0" (711.2 mm) H x 14.38" (365.3 mm) W x 3.63" (92.2 mm) D	47605-28G
28" Flush-Mount Cover only, job packed, 3/pack, 29.32" (744.7 mm) H x 15.62" (396.7 mm) W x 0.20" (5.1 mm) D	47605-28B
<b>[C]</b> 28" Pre-Fab Back Plate, 25" (635.0 mm) H x 13.5" (342.9 mm) W x 0.38" (9.65 mm) D	47605-2BP
Structured Media® Enclosure Lock & Key for 14", 21", 28", and 42" hinged doors	5L000-LOK

**42" Structured Media® Enclosures, Covers, and Doors**

Description	Cat. No.
42" Enclosure and Flush-Mount Cover, 43.32" (1,100.3 mm) H x 15.62" (396.7 mm) W x 3.83" (97.3 mm) D	47605-42W
<b>[D]</b> 42" Enclosure, 42.16" (1,070.8 mm) H x 14.38" (365.3 mm) W x 3.63" (92.2 mm) D	47605-42N
42" Multi-Dwelling Unit Configuration A Enclosure and Flush-Mount Cover, 43.32" (1,100.3 mm) H x 15.62" (396.7 mm) W x 3.83" (97.3 mm) D*	47605-4MG
42" Multi-Dwelling Unit Configuration B Enclosure only, 42.16" (1,070.8 mm) H x 14.38" (365.3 mm) W x 3.63" (92.2 mm) D*	47605-M42
42" Flush-Mount Cover, 43.32" (1,100.3 mm) H x 15.62" (396.7 mm) W x 0.20" (5.1 mm) D	47605-F42
42" Economy Hinged Door, 43.32" (1,100.3 mm) H x 15.62" (396.7 mm) W x 0.25" (6.4 mm) D	47605-42D
<b>[E]</b> 42" Premium Vented Hinged Door, 43.32" (1,100.3 mm) H x 15.62" (396.7 mm) W x 0.25" (6.4 mm) D	47605-42S
<b>[F]</b> 42" Pre-Fab Back Plate, 40.0" (1,016.0 mm) H x 13.5" (342.9 mm) W x 0.38" (9.65 mm) D	47605-4BP
Structured Media® Enclosure Lock & Key for 14", 21", 28", and 42" hinged doors	5L000-LOK

**\*Structured Media® Enclosure End Caps**


**Leviton Extender Brackets** provide an additional 2" of depth and enhanced ventilation within Leviton 28" and 48" Structured Media® enclosures. The brackets attach between the enclosure and the cover to form a 2" deep, louvered frame. The increased depth also allows space for better cable management and for larger modules, such as audio amplifiers, to be mounted within the Structured Media® enclosure.

\*\*Extender Bracket (enclosure sold separately)



**STRUCTURED MEDIA® ENCLOSURES** | RF Transparent

## RF Transparent Structured Media® Enclosure

The 30-inch RF Transparent Structured Media® Enclosure provides an excellent termination and mounting location for in-home voice, data, audio, and video distribution. The enclosure is ideal for expanding the reach of wireless signals, as it uses ABS polymer construction to diminish the effects of interference.

### Features and Benefits

- Improves system access with a 180-degree hinged cover, allowing for quick and easy access to network equipment
- Makes servicing and expansion easy with twelve 1" entry/exit ports and additional 1/4" knock-outs and conduit adapters
- Compatible with most Leviton Structured Media® patch panels, voice, data, video, and audio quick-connect distribution modules
- Ensures safety with UL Compliant ABS flame-retardant polymer
- Vented for cooling

### Transparent Structured Media® Enclosure

Description	Cat. No.
30-inch RF Transparent Structured Media® Enclosure	49605-30W



49605-30W



### Related Products

For more information on Covers and Doors see pages Q-4 to Q-7.

## Multi-Bay FTTH Enclosures

Multi-Bay Enclosures provide excellent termination and mounting locations for both in-home structured wiring and fiber-to-the-home (FTTH) components. Structured wiring components typically mount in the upper section of the dual enclosure and optical network termination (ONT) mounts in the lower section. The dual enclosure can be surface mounted or mounted between metal or wood wall studs using provided screws.

### Features and Benefits

- Multi-bay enclosure design allows separate lockable sections for FTTH integration
- In a separate bay, a full Leviton structured wiring system can be easily connected and optimized up to gigabit speeds to maximize incoming fiber optic connection
- Ideal for new installations or retrofits
- Uses multiple covers or doors to provide access and security
- Flush-Mount cover, economy, premium, and premium vented doors available



A



B

### Multi-Bay Enclosures

Description	Cat. No.
14" + 14" Dual Multi-Bay Enclosure, 29.64" (752.8 mm) H x 14.30" (363.2 mm) W x 3.63" (92.2 mm) D	47FTH-440
<b>[A]</b> 28" + 14" Dual Multi-Bay Enclosure, 46.64" (1,184.6 mm) H x 14.30" (363.2 mm) W x 3.63" (92.2 mm) D*	47FTH-840
28" + 14" + 14" Triple Multi-Bay Enclosure, 59.22" (1,504.1 mm) H x 14.30" (363.2 mm) W x 3.63" (92.2 mm) D	47FTH-844
42" + 14" Dual Multi-Bay Enclosure, 57.64" (1,464.1 mm) H x 14.30" (363.2 mm) W x 3.63" (92.2 mm) D	47FTH-420
14" + 14" + 14" Triple Multi-Bay Enclosure, 45.22" (1,148 mm) H x 14.30" (363.2 mm) W x 3.63" (92.2 mm) D*	47FTH-240
<b>[B]</b> 28" + 28" Dual Multi-Bay Enclosure, 57.64" (1,464.1 mm) H x 14.30" (363.2 mm) W x 3.63" (92.2 mm) D	47FTH-880

\*Minimum order quantity and lead times may apply

### SPOTLIGHT

#### Multi-Bay Enclosure Center Bracket

The specially engineered Multi-Bay Enclosure Center Bracket provides clearance for multiple enclosure covers, allowing in-suite connectivity to be cleanly integrated, while securing access to individual customer and service provider equipment. With multiple knock-outs for different configurations, the center bracket provides a self-contained housing for electrical receptacles, offering protection from Electromagnetic Interference (EMI) and Radio Frequency Interference (RFI).



## FTTH POINT OF ENTRY BOX & MEDIA VERSATILE PANEL

### FTTH Point of Entry Box

The Fiber-to-the Home (FTTH) Point of Entry Box provides a location to terminate fiber coming from a service provider to pigtails at the subscriber's premises. It's a convenient staging demarcation point with quick and easy access for activation as residents request FTTH service.

#### Features and Benefits

- Provides convenient staging prior to terminating incoming fiber from service provider
- Can mount inside the Structured Media® enclosure or as a stand-alone unit on a wall
- Includes magnet for easy installation and place adjustments
- Includes an SC/APC adapter with two dust caps and two splice sleeves
- Made of ABS plastic



FTH00-00W

#### Fiber-to-the-Home Solution

Description	Cat. No.
FTTH Point of Entry Box, 3.94" (100 mm) H x 3.15" (80 mm) W x .84" (21 mm) D*	FTH00-00W

\*Minimum order quantity and lead times may apply

### Media Versatile Panel

The Media Versatile Panel was made for custom retrofits and remodeling. Plywood backing and open architecture allow simple, flexible mounting of all components. This sturdy, industrial-grade panel can be surface mounted or recessed in the wall. Optional mounting brackets available for non-standard stud spacing.

#### Features and Benefits

- 24" high, 18-gauge steel panel available in black powder-coat finish
- Eight 1" or 1.5" conduit fittings on top and bottom facilitate cable entry and routing
- Wall mount or recess
- Ideal for new installations or retrofits
- Securable door provides maximum protection from dust and unauthorized entry
- 3/8" plywood backing allows open architecture for customizing layout and can accommodate a wide variety of Structured Media® distribution modules



47602-24E

#### Media Versatile Panel

Description	Cat. No.
Media Versatile Panel w/cover, 24" (609.6mm) H x 14" (355.6mm) W x 6" (152.4mm) D	47602-24E
Mounting Brackets, set of four	47602-BKE

## Routers & Switches

### Features and Benefits

#### 100 Mbps Router

- 10/100 Mbps data transfer rate
- Enables multiple users to share a single, secure high-speed Internet connection
- Includes four ports for in-home LAN connections
- LEDs indicate power, status, LINK/Activity, 100 Mbps and WAN
- Built-in NAT firewall protects networks from outside observation and provides secure communication for network users
- Customizes web access and filters unwanted sites with URL blocking feature
- UPnP (universal plug-n-play) allows automatic discovery and configuration of the Gateway; UPnP supported by Windows XP® or later

#### Gigabit Ethernet Switch

- 10/100/1000 Mbps data transfer rate
- Power button arrows for easy power down
- LEDs indicate power; LINK/Activity; and 10, 100, or 1000 Mbps
- Plug-n-play installation
- Auto detect uplink to easily cascade additional hubs, switches, and routers from any port
- Features high-performance, store-and-forward switching architecture with CRC

#### Gigabit Router

- Compliant with IEEE 802.11a/b/g/n dual band (2.4G & 5G simultaneously) wireless technology capable up to 300+300 Mbps data rate
- Advanced security: 64/128-bit WEP, WPA/WPA2, and WPA-PSK/WPA2-PSK (TKIP/AES encryption)
- Supports Wi-Fi® Protected setup (WPS), NAT firewall, IP/port/URL-based access control, and MAC address filtering
- Includes Gigabit RJ-45 ports (10/100/1000 Mbps) of 1 WAN and 4 LAN ports
- Supports dual-SSID to access different networks through a single AP
- Supports NTP, Virtual Server, UPnP, and DMZ for various networking applications
- Includes USB port for sharing printers and USB mass storages
- Includes bracket for mounting in Structured Media® enclosures

#### 100 Mbps Ethernet Switches

- 10/100 Mbps data transfer rate
- Network additional PCs, printers, and other peripherals beyond router capacity
- Connects to many home office Ethernet devices
- Available in 5- and 8-port versions



### Data Networking Routers and Switches

Description	Cat. No.
[A] 100 Mbps 4-Port Internet Router, 2.52" (64 mm) H x 6.50" (165.1 mm) W x 3.54" (89.9 mm) D	47611-GT4
[B] Gigabit 4-Port Router and 300 Mbps Dual-Band Wi-Fi, 6.76" (171.61 mm) H x 4.38" (111.16 mm) W x 1.01" (25.47 mm) D	47611-WG4
[C] 100 Mbps 5-Port Ethernet Switch, 2.52" (64 mm) H x 6.50" (165.1 mm) W x 3.54" (89.9 mm) D	47611-5PT
[D] 100 Mbps 8-Port Ethernet Switch, 2.52" (64 mm) H x 6.50" (165.1 mm) W x 3.54" (89.9 mm) D	47611-8PT
[E] Gigabit 8-Port Ethernet Switch, 2.52" (64 mm) H x 6.50" (165.1 mm) W x 3.54" (89.9 mm) D	47611-8GB

### SPOTLIGHT

#### Ultra High Flex Patch Cords

Leviton HOME 5e® Ultra High Flex Patch Cables offer extra flexible connectivity inside or outside a Structured Media® Center enclosure. The low-profile cables support Cat 5e data applications, and are available in a variety of colors for color-coding or organization.

See pages **Q-3** and **Q-13** for more information.



**POWER SUPPLIES & SURGE PROTECTION**

**Power Supplies & Surge Protection**

**Features and Benefits**

**Surge-Protection, Standard**

**AC Power Modules, & J-Box Kits**

- Fit in standard 14", 21", 28", and 42" Structured Media® Enclosures
- Surge-protected versions provide enhanced protection and EMI/RFI filtering per UL 1449 standards

**DC BUS Module**

- Eliminates need for more than two bulky AC/DC power adapters
- Contains six 12 VDC power outputs at up to 1500 mA total
- Contains three 24 VDC power outputs at up to 1000 mA total including one F-connector
- Output power cables included for all except 24 VDC F-connector connection

**Versatile DC Power Supplies**

- 120V AC — 60 Hz input
- Provides 12 VDC outputs with surge protection at 3.34A total
- Includes NEMA 5-15 AC receptacles at 15A total
- Eliminates the need for multiple bulky AC/DC power adapters

**AC Surge Modules**

- Include six surge-protected NEMA 5-15P receptacles
- Allow six AC/DC power adapters to fit easily into Structured Media® Enclosures
- Powers routers, switches, modems, volume controls, camera hubs, and other Structured Media® mounted devices

**Universal Mini DC Power Supplies**

- 90-264V AC — 50/60 Hz input
- Provides three 12 VDC outputs with surge protection at 833 mA total
- Eliminate the need for multiple, bulky AC/DC power adapters

**Universal DC Power Supplies**

- 100-240V AC — 50/60 Hz input
- Provide nine 12 VDC outputs with surge protection at 3.34A total
- Include one IEC AC power receptacle
- For North American and international use
- Eliminates the need for multiple, bulky AC/DC power adapters



A



B



C



D



E




F, G

**Power Supplies**

Description	Cat. No.
[A] Surge J-Box Kit, one duplex receptacle, wallplate	47605-ACS
Non-Surge J-Box Kit, one duplex receptacle, wallplate	47605-ACN
[B] Surge AC Power Module, two duplex receptacles	47605-ODP
Non-Surge AC Power Module, two duplex receptacles	47605-NDP
[C] DC Bus Module, 12 VDC and 24 VDC	48212-124
[D] Versatile Power Supply, six 12 VDC connectors and two NEMA 15A receptacles	47605-PSC
[E] AC Surge Module, six receptacles	48212-06S
[F] Universal Mini DC Power Supply, three 12 VDC connectors	47605-PSB
[G] Universal DC Power Supply, nine 12 VDC connectors and one IEC AC receptacle	47605-PSA
IEC TO NEMA 15A Adapter Power Cord, 12" (accessory for 47605-PSA)	48212-IEC

**MOUNTING BRACKETS & PATCH CORDS**

**Mounting Brackets & Patch Cords**



Mounting Brackets	
Description	Cat. No.
[A] Single Plastic Bracket, for single expansion board, white	47612-SBK
[B] Standard (12" width) Expansion Plastic Bracket, for up to five expansion boards, white	47612-EBK
[C] Shelf Plastic Bracket, for up to three expansion boards and CatV splitter, white (compact width)	47612-VSB
[D] Compact (6" width) Expansion Plastic Bracket, for up to three expansion boards, white	47612-HBK
[E] Data Plastic Bracket, for mounting routers and switches	47612-DBK
[E] 12-Port QuickPort® Mounting Bracket	47600-QPB

Features and Benefits
<ul style="list-style-type: none"> <li>Made of sturdy white ABS plastic</li> <li>Include push-lock pins</li> <li>Snap-in installation in any Leviton 14", 21", 28", or 42" Structured Media® Enclosure</li> <li>Allow for cable management via routing under bracket</li> <li>12-port bracket made of black polycarbonate</li> <li>12-port bracket accepts all QuickPort® connectors</li> </ul>

Patch Cords	
Description	Cat. No.
[F] HOME 5e® Ultra High-Flex Patch Cord	5HHOM-xx*
8-Conductor Flat Telephone Patch Cord, 8" long	42400-8FG

Features and Benefits
<ul style="list-style-type: none"> <li>Low-profile Ultra High-Flex Patch Cords allow tighter radius connections</li> <li>Available in five lengths and four colors</li> </ul>

xx length: 6" (6), 1' (01), 2' (02), 3' (03), or 4' (04)

**Color Choices** \*Patch cords are offered in four colors. To order colors, add suffix to Cat. No.



Multimedia Adapter Bracket and Mounting Plates	
Description	Cat. No.
[G] Multimedia Adapter Bracket	47612-MMA
[H] BNC Mounting Plate, 6-pack, loaded	5F100-BNC
[I] F-Connector Mounting Plate, 6-pack, loaded	5F100-6VF
[J] QuickPort® Mounting Plate, 6-pack, unloaded	5F100-6QP

Features and Benefits
<ul style="list-style-type: none"> <li>Bracket is constructed of white powder-coated steel</li> <li>Plates are constructed of black powder-coated steel</li> <li>Bracket includes push-lock pins for mounting in Structured Media® Enclosures</li> </ul>

## MOUNTING BRACKETS & TOOLS

### Mounting Brackets & Tools

#### Features and Benefits

- Universal Shelf Bracket allows security batteries and other active products to be mounted inside any Structured Media® Enclosure
- Shelf Bracket includes four 8" long VELCRO® Brand strips, ensuring vertical and horizontal stability
- Universal Security Board Mounting Plate includes four adhesive clips for mounting within any Leviton Structured Media® Enclosure
- Combo Bracket allows Leviton products to be installed in most non-Leviton structured wiring enclosures
- Universal Mounting Brackets allow an unlimited number of upgrades (limited only by enclosure size) to be added to an existing security system terminated within any Leviton Structured Media® Enclosure
- Universal Brackets are sold in pairs with self-tapping screws and spacers to easily connect the largest number of security alarm manufacturers' panels

#### Universal Security and Shelf Brackets

Description	Cat. No.
[A] Universal Shelf Bracket	47612-UBK
[B] Compact (6" width) Universal Security Board Mounting Plate	47612-HSB
[C] Standard (12" width) Universal Security Board Mounting Plate	47612-FSB
[D] Combo Bracket	47612-CBK
[E] Compact (6" width) Universal Mounting Bracket	47612-6SB
[F] Standard (12" width) Universal Mounting Bracket	47612-1SB

#### Residential Accessories

Description	Cat. No.
[G] EZ-RJ45 Connector, 50/pack	47613-EZC
EZ-RJ45 Connector Display Pack, 10/pack	47613-EZR
Push-Lock Pins for SMCs, 20/pack	47615-NYL
[H] Reclosable Tie-Wrap, 5" Length, 25/pack	43105-005
Reclosable Tie-Wrap, 8" Length, 25/pack	43108-008
Reclosable Tie-Wrap, 12" Length, 25/pack	43112-012



A



B, C



D



E

F



G



H



I



J



K



L

#### Residential Tools

Description	Cat. No.
[I] Wire Punchdown / Termination Tool, blades sold separately	49553-814
110 IDC Blade	49553-110
66-Clip Blade	49553-066
BIX® Blade	49553-BIX
Krone® Blade	49553-KRN
Awl (woodscrew starter punch)	49553-AWL
[J] Master Compression Tool	40989-CPT
UTP Stripping Tool	49660-00P
[K] Coaxial Stripping Tool	C5914-000
[L] EZ-RJ45 Crimp Tool	40989-ACT



**TWIST & MOUNT, TIDP & COMPACT STRUCTURED MEDIA® PANELS**

**Twist & Mount, TIDP & Compact Structured Media® Panels**

**Features and Benefits**

**Twist & Mount Patch Panels**

- Low-profile, high-density, component-rated patching for both voice and gigabit ethernet connections
- Feature simple twist and mount installation
- Offered in Cat 6, Cat 5e, and Cat 6/Cat 5e combined configurations
- Universal T568A and T568B wiring labels ensure compatibility in both residential and commercial installations
- Manufactured from black ABS plastic
- Meet or exceed all ANSI/TIA-568-C.2 bend radius requirements
- Available in 12- and 24-port versions

**Telephone Input Distribution Panels (TIDP)**

- Supports four-line telephone distribution
- Offers choice of inputs and outputs: one 4-pair 110-style IDC input, four industry-standard RJ-11 jack inputs for use with “triple play” modems, or 12 modular industry-standard RJ-45 jack outputs
- Includes a security jack for interface with security systems
- Test and auxiliary disconnect outlet (ADO) ports for isolation and testing of telephone line connections
- Includes twelve 8" telephone patch cords



A



B



C



D



E

**Twist & Mount Panels and Telephone Distribution Panels**

Description	Cat. No.
Twist & Mount Patch Panel — 12 ports each of Cat 6 and Cat 5e (24 ports total)	476TM-654
<b>[A]</b> Twist & Mount Patch Panel — 24 ports of Cat 6	476TM-624
Twist & Mount Patch Panel — 24 ports of Cat 5e	476TM-524
Twist & Mount Patch Panel — 6 ports each of Cat 6 and Cat 5e (12 ports total)	476TM-652
Twist & Mount Patch Panel — 12 ports of Cat 6	476TM-612
<b>[B]</b> Twist & Mount Patch Panel — 12 ports of Cat 5e	476TM-512
<b>[C]</b> Telephone Input Distribution Panel (TIDP)	476TL-T12

**Features and Benefits**

**Pre-configured Compact Structured Media® Panels**

- Compact series (6" width) pre-configured panels are an ideal solution for basic telephone, data, security interface, and TV distribution in MDUs where space and budget are of primary concern
- Space-saving profile provides four to nine bridged telephone connections, up to four Cat 5e data connections, and up to eight video connections

**Pre-configured Compact Structured Media® Panels — Compact Width (6")**

Description	Cat. No.
1x9 Bridged Telephone and 4-way 1 GHz TV Splitter	47603-1G4
<b>[D]</b> 1x9 Bridged Telephone and 6-way 1 GHz TV Splitter	47603-1G6
1x9 Bridged Telephone and 8-way 1 GHz TV Splitter	47603-1G8
<b>[E]</b> 1x4 Bridged Telephone, 4 Data, and 6-way 1 GHz TV Splitter	47603-DP6
1x7 Bridged Telephone, Security Interface, and 6-way 1 GHz TV Splitter	47603-TSV


**STANDARD STRUCTURED MEDIA® PANELS**

**Standard Structured Media® Panels**

**Features and Benefits**

**Pre-configured Standard Structured Media® Panels**

- Standard series (12" width) pre-configured panels combine voice, data, and TV modules into a single, simple distribution point
- Several pre-configured options are available with room for customization with additional expansion boards




**Pre-configured Standard Structured Media® Panels**

Description	Features	Cat. No.
<b>[A]</b> Basic Telephone & Video Panel	- One 1x9 Bridged Telephone Board - One 6-way 2 GHz TV Splitter	47606-BTV
<b>[B]</b> Basic Home Networking Plus Panel	- One Telephone Patching Board - One Cat 5e Voice & Data Board - Six 4-line telephone connections - One 6-way 2 GHz TV Splitter	47606-BNP
Advanced Home Telephone & Video Panel	- One Telephone Line Distribution Board - 19 multi-line telephone connections (in various combinations of 2 or 4 lines) - One Cat 5e Voice & Data Board - One 6-way 2 GHz TV Splitter	47606-AHT
<b>[C]</b> Advanced Home Office Panel	- One Telephone Line Distribution Board - 19 multi-line telephone connections (in various combinations of 2 or 4 lines) - Two Cat 5e Voice & Data Boards - One 6-way 2 GHz TV Splitter	47606-ASO
12-Port Structured Media® Panel	- One Telephone Line Distribution Board - 19 multi-line telephone connections (in various combinations of 2 or 4 lines) - Two Cat 5e Voice & Data Boards	47603-12P
<b>[D]</b> 18-Port Structured Media® Panel	- One Telephone Line Distribution Board - 19 multi-line telephone connections (in various combinations of 2 or 4 lines) - Three Cat 5e Voice & Data Boards	47603-18P
<b>[E]</b> 24-Port Structured Media® Panel	- One Telephone Line Distribution Board - 19 multi-line telephone connections (in various combinations of 2 or 4 lines) - Four Cat 5e Voice & Data Boards	47603-24P
<b>[F]</b> 4x12 Telephone Distribution Panel	- One 4x12 Telephone Distribution Board	47603-12M
4x12 Telephone Distribution Panel w/ Splitter	- One 4x12 Telephone Distribution Board - One 8-way 2 GHz TV Splitter	47603-412
<b>[G]</b> 4x18 Telephone Distribution Panel	- One 4x18 Telephone Distribution Board	47603-18M
<b>[H]</b> 4x18 Telephone Distribution Panel w/ Cat 5e Board	- One 4x18 Telephone Distribution Board - One Cat 5e Voice & Data Board	47603-8C1



**STRUCTURED MEDIA® MODULES & EXPANSION BOARDS**

**Modules & Expansion Boards**



Modules		
Description		Cat. No.
[A]	1x9 Bridged Telephone Module	47689-00B
[B]	Cat 5e Voice & Data Module	47605-C5B
[C]	Cat 6 Voice & Data Module	47611-C6B
[D]	DSL Filter Module	47616-DSF
	Telephone Security Module	47609-TSV

Expansion Boards			
Description	Application	Features	Cat. No.
[E] Cat 5e Voice and Data Board	Data, Telephone, Fax, Modem	<ul style="list-style-type: none"> <li>- Patch phone or data connections to six locations</li> <li>- Combine with a TLDM, key system, or network switches</li> <li>- 4-pair 110-type IDC punchdowns</li> <li>- Six Cat 5e RJ-45 ports</li> <li>- Printed circuit board</li> </ul>	47603-0C5
[F] Cat 6 Voice and Data Board	Data, Telephone, Fax, Modem	<ul style="list-style-type: none"> <li>- ANSI/TIA-568-C channel-rated for gigabit Ethernet</li> <li>- Combine with gigabit Internet router or Ethernet switch</li> <li>- 4-pair 110-type IDC punchdowns and six Cat 6 connectors</li> </ul>	47611-0C6
[G] VDSL Board w/ 1x5 Bridged Phone w/ Data Passthrough IDCs	Data, Telephone, Modem	<ul style="list-style-type: none"> <li>- Bridge up to four telephone lines to five locations</li> <li>- Connect up to five separate telephones per line</li> <li>- IDC connectors for Cat 5 or Cat 5e wire</li> <li>- Termination point and pass-through for a data connection via IDCs up to 150 MHz</li> </ul>	47609-D5P
[H] Combo Phone & Data Board w/ 1x4 Bridged Phone and 4-Port Cat 5e	Data, Telephone	<ul style="list-style-type: none"> <li>- Provides data and phone connections on a single board</li> <li>- 1x4 phone portion provides four telephone lines to up to four locations via IDC punchdowns</li> <li>- Four ports of Cat 5e 150 MHz data connections via modular RJ-45 connectors and 4-pair 110-type IDC punchdowns</li> </ul>	47609-4DP

Continued on next page

## STRUCTURED MEDIA® EXPANSION BOARDS

Continued from previous page

Expansion Boards (Continued)				
	Description	Applications	Features	Cat. No.
[I]	1x9 Bridged Telephone Board	Telephone, Fax, Modem	<ul style="list-style-type: none"> <li>- Bridge up to four telephone lines to nine locations</li> <li>- Connect up to nine separate telephones per line</li> <li>- Printed circuit board</li> <li>- 4-pair 110-type IDC punchdowns</li> </ul>	47603-110
[J]	1x6 Bridged Telephone Board	Telephone, Fax, Modem	<ul style="list-style-type: none"> <li>- Bridge up to four telephone lines to six locations</li> <li>- Connect up to six separate telephones per line</li> <li>- Printed circuit board</li> <li>- IDC connectors for Cat 5 or Cat 5e wire</li> <li>- RJ-45 expansion port</li> </ul>	47609-0F6
[K]	1x10 Bridged Telephone Board	Telephone, Fax, Modem	<ul style="list-style-type: none"> <li>- Bridge up to six telephone lines to 10 locations</li> <li>- Connect up to 10 separate telephones per line</li> <li>- Printed circuit board</li> <li>- IDC connectors for Cat 5 or Cat 5e wire</li> <li>- Security port</li> <li>- Punchdown security interface to accommodate alarm systems</li> </ul>	47609-S10
[L]	1x4 Bridged Telephone Board	Telephone, Fax, Modem	<ul style="list-style-type: none"> <li>- Bridge up to four lines to four locations via IDC punchdowns</li> </ul>	47609-004
[M]	Telephone Patching Board/Expanded 4-line Telephone Distribution	Telephone, Fax, Modem	<ul style="list-style-type: none"> <li>- Bridge up to four telephone lines to seven locations</li> <li>- Printed circuit board module</li> <li>- One incoming 4-pair 110-type IDC punchdown</li> <li>- Seven outgoing RJ-45 connector connections</li> <li>- Combine with a Cat 5e board to route telephone to remote locations</li> </ul>	47609-EMP
	DSL Filter Board	Telephone, Modem	<ul style="list-style-type: none"> <li>- Filters DSL signal from phone line before distribution throughout home or office</li> <li>- Eliminates need for individual filters at wallplate</li> <li>- Use with any phone distribution module</li> <li>- Printed circuit board module w/ RJ-45 connector and 110-type punchdown</li> </ul>	47616-DSF
	Telephone Line Distribution Board	Telephone, Fax, Modem	<ul style="list-style-type: none"> <li>- 19 multi-line telephone connections in combinations of two or four lines</li> <li>- Bridge "line 1" service to 12 locations and four-line service to eight locations</li> <li>- Connect to Cat 5e Voice &amp; Data Board(s) or additional panels for more connections and easier moves/adds/changes</li> <li>- Independent RJ-45 connector and punchdown security interface to accommodate alarm systems</li> </ul>	47603-TDM
[N]	4x12 Telephone Distribution Board	Telephone, Fax	<ul style="list-style-type: none"> <li>- Bridge up to four telephone lines to 12 locations</li> </ul>	47603-12B
[O]	4x18 Telephone Distribution Board	Telephone, Fax	<ul style="list-style-type: none"> <li>- Bridge up to four telephone lines to 18 locations</li> </ul>	47603-18B


### SPOTLIGHT

Panels, Modules, Boards: What's the difference?

**Pre-configured Structured Media® Panels** include multiple expansion boards combining voice, data, and TV boards into a single distribution point

**Modules** include an expansion board on a single ABS mounting bracket

**Expansion Boards** mount in Structured Media® Panels or Mounting Brackets (see page Q-13 to Q-16 for more information).



## Video Distribution & Splitters

### Features and Benefits

#### Premium Amplified CatV/HDTV Module

- Split and/or amplify signal to one, eight, or 16 TVs throughout the home
- Bi-directional circuitry supports advanced interactive applications, as well as standard TV and video inputs
- Forward path internal amplifier provides equal input and output level on all ports; reverse path is not affected
- Unity gain eliminates the need to manually adjust attenuation
- HDTV and digital cable ready, SCTE- and DOCSIS-compliant

#### 3x1 Passive Combiner Module

- Digital CatV compatible
- Provides bi-directional signal path to support cable modem or digital cable communications
- F-ports provide up to 15 psi weather sealing



A



B



C



D

### Premium Modules

Description	1 GHZ	2 GHZ
<b>[A]</b> 1x1 Premium Video Module	47693-01P	—
<b>[B]</b> 1x8 Premium Video Module	47693-08P	—
<b>[C]</b> 1x16 Premium Video Module	47693-16P	—
<b>[D]</b> 3x1 Passive Combiner	47693-31P	—

Continued on next page

## VIDEO DISTRIBUTION & SPLITTERS

Continued from previous page

### Features and Benefits

#### Passive CatV/HDTV Splitters

- Split signal to four, six, or eight TVs throughout the home
- Provide digital cable, cable TV, and other TV services via coaxial cable
- Lightweight, strong die-cast housing
- HDTV and digital cable ready SCTE-compliant
- Available with and without Structure Media® Enclosure mounting bracket



A



B



C



D

### 2 GHz Passive Splitters (with and without Mounting Bracket)

Description	Cat. No.
<b>[A]</b> 1x6 Passive Video Splitter w/bracket for 14", 21", 28", and 42" SMCs	47690-6C2
<b>[B]</b> 1x8 Passive Video Splitter w/bracket for 14", 21", 28", and 42" SMCs	47690-8C2
<b>[C]</b> 1x6 Passive Video Splitter	47690-0G6
<b>[D]</b> 1x8 Passive Video Splitter	47690-0G8

## Data & AV Connectors



### Data and AV Connectors

Description	Application	Cat. No.
QuickPort® Cat 5 Connector	Voice & low-speed data	41108-R*5
QuickPort® Cat 3 Connector	Voice & low-speed data	41108-R*3
<b>[A]</b> QuickPort® GigaMax® Cat 5e Connector	High-speed data	5G108-R*5
QuickPort® Voice Grade 6-Conductor Connector	Voice	41106-R*6
QuickPort® Voice Grade 8-Conductor Connector	Voice	41108-R*8
<b>[B]</b> QuickPort® BNC Bulkhead Module, standard	CCTV & video	41084-B*F
<b>[C]</b> QuickPort® BNC Bulkhead Module, gold plated	CCTV & video	40832-0B°
<b>[D]</b> QuickPort® HDMI Passthrough	TV, DVD, satellite, & home theater	40834-00#
QuickPort® S-Video Feedthrough	Enhanced video streams	40734-CV~
<b>[E]</b> QuickPort® USB A-A Connector, feedthrough	Computers & peripherals	40835-00~
<b>[F]</b> QuickPort® 3.5 mm Stereo, screw terminal	Computer audio	40839-S~S
<b>[G]</b> QuickPort® F-Connector, standard, 3.0 GHz	TV, DVD, satellite, & home theater	41084-F*F
<b>[H]</b> QuickPort® F-Connector, gold plated, 3.0 GHz	TV, DVD, satellite, & home theater	40831-0B°
QuickPort® RCA to 110	Advanced audio & video	40735-Rx†
QuickPort® RCA w/ black stripe	Advanced audio & video	40830-B*E
QuickPort® RCA w/ red stripe	Advanced audio & video	40830-B*R
QuickPort® RCA w/ yellow stripe <sup>Δ</sup>	Advanced audio & video	40830-B*Y
QuickPort® RCA w/ green stripe	Advanced audio & video	40830-B~V
QuickPort® RCA w/ blue stripe	Advanced audio & video	40830-B~L
QuickPort® Banana Jack Adapter, gold plated w/ black stripe	Advanced audio	40837-B*E
QuickPort® Banana Jack Adapter, gold plated w/ red stripe	Advanced audio	40837-B*R
<b>[I]</b> QuickPort® Binding Post Adapter, gold plated w/ black stripe	Advanced audio	40833-B*E
<b>[J]</b> QuickPort® Binding Post Adapter, gold plated w/ red stripe	Advanced audio	40833-B*R
QuickPort® Snap-in Blank Module	Secures unused ports	41084-B*B
<b>[K]</b> QuickPort® Compression RCA Connector	Advanced audio & video	40782-R•W
<b>[L]</b> QuickPort® Compression F-Connector (white only)	TV, DVD, satellite, & home theater	40782-CPF
<b>[M]</b> RCA Compression Connector (colored rings included)	CCTV & video	40985-CRU
<b>[N]</b> Compression F-Connector	CCTV & video	40985-CPF

**Color Choices** Data and AV connectors are offered in a wide range of colors. To order colors, add suffix to Cat. No.



- Δ = Minimum order quantity and lead times may apply.
- ~ = Color: White (W), Ivory (I)
- x = Inner Barrel Color: Orange (O), Red (R), White (W), Yellow (Y)
- † = Color: White (W), Light Almond (T), Ivory (I), Gray (G), Black (E)
- = Inner Barrel Color: Black (E), Yellow (Y), Red (R), Blue (L), Green (V)
- ‡ = Color: Choose from any of the 13 colors shown at left
- \* = Color: White (W), Light Almond (T), Ivory (I), Gray (G), Black (E), Brown (B)
- ° = Color: White (W), Light Almond (T), Ivory (I)
- # = Color: White (W), Light Almond (T), Ivory (I), Black (E)


## RENU® WALLPLATES & INSERTS

### Renu® Wallplates & Inserts

Renu® is Leviton's smart electrical and data connectivity screwless wallplate system. These QuickPort® compatible wallplates snap on and off quickly and easily with no tools, simplifying installation and ongoing maintenance. Choose from wallplates and inserts in White On White, Navajo Sand, and Onyx Black.

#### Features and Benefits

- Inserts accept all QuickPort® connectors
- Screwless wallplates easily snap on to any Renu® insert or device
- Slightly larger size covers wall imperfections
- Tongue and groove design simplifies alignment in multi-gang installations
- Adapter ring allows use of Decora® device with Renu® wallplates
- Available in three standard colors to coordinate with the commercial-grade QuickPort® line (White, Light Almond, Black)
- Additional wallplate colors for switches, dimmers, and outlets available; visit [leviton.com/renu](http://leviton.com/renu)
- cULus Listed



#### Renu® Wallplates and Inserts

Description	White on White	Navajo Sand	Onyx Black
<b>[A]</b> Snap-In Blank Module	RE640-BWW	RE640-BNS	RE640-BOB
Four-Gang Wallplate	REWP4-0WW	REWP4-0NS	REWP4-0OB
Three-Gang Wallplate	REWP3-0WW	REWP3-0NS	REWP3-0OB
<b>[B]</b> Dual-Gang Wallplate	REWP2-0WW	REWP2-0NS	REWP2-0OB
<b>[C]</b> Single-Gang Wallplate	REWP1-0WW	REWP1-0NS	REWP1-0OB
<b>[D]</b> 6-Port Insert	RE640-WW6	RE640-NS6	RE640-OB6
<b>[E]</b> 4-Port Insert	RE640-WW4	RE640-NS4	RE640-OB4
3-Port Insert	RE640-WW3	RE640-NS3	RE640-OB3
<b>[F]</b> 2-Port Insert	RE640-WW2	RE640-NS2	RE640-OB2
1-Port Insert	RE640-WW1	RE640-NS1	RE640-OB1



Renu® Wallplate and 2-Port Insert with QuickPort® Connectors

**Color Choices** Renu® QuickPort® datacom inserts are offered in three colors. Renu® wallplates are available in many other colors found in **section S**.



White On White



Navajo Sand



Onyx Black



## QuickPort® Wallplates

### Features and Benefits

#### QuickPort® Flush-Mount & Angled Wallplates

- Angled ports relieve stress on equipment cords
- Manufactured from ABS plastic for superior durability

#### QuickPort® Stainless-Steel Wallplates

- Manufactured from 304 stainless steel in a brushed finish to provide corrosion resistance in a non-magnetic material
- Angled wallplate ports facilitate proper front and rear cable bend radius



### QuickPort® Angled Wallplates

Description	White	Light Almond	Ivory
4-Port Wallplate	41081-4WP	41081-4TP	41081-4IP
<b>[A]</b> 2-Port Wallplate	41081-2WP	41081-2TP	41081-2IP
<b>[B]</b> 4-Port Wallplate w/ ID window	42081-4WS	42081-4TS	42081-4IS
2-Port Wallplate w/ ID window	42081-2WS	42081-2TS	42081-2IS

### QuickPort® Flush-Mount Wallplates

Description	White	Light Almond	Ivory
<b>[C]</b> 6-Port Flush Mount, polybag, standard carton	41080-6WP	41080-6TP	41080-6IP
4-Port Flush Mount, polybag, standard carton	41080-4WP	41080-4TP	41080-4IP
<b>[D]</b> 3-Port Flush Mount, polybag, standard carton	41080-3WP	41080-3TP	41080-3IP
2-Port Flush Mount, polybag, standard carton	41080-2WP	41080-2TP	41080-2IP
1-Port Flush Mount, polybag, standard carton	41080-1WP	41080-1TP	41080-1IP

### QuickPort® Stainless-Steel Wallphone Plates

Description	Recessed	Flush
<b>[E, F]</b> 1-Port Wallplate	4108W-1SP	4108W-0SP

### QuickPort® Single-Gang Stainless-Steel Wallplates

Description	1-Port	2-Port	3-Port	4-Port	6-Port
<b>[G]</b> Single-Gang Wallplate	43080-1S1	43080-1S2	43080-1S3	43080-1S4	43080-1S6

### QuickPort® Single-Gang Stainless-Steel Wallplates

Description	2-Port	4-Port	6-Port	8-Port	12-Port
<b>[H]</b> Dual-Gang Wallplate	43080-2S2	43080-2S4	43080-2S6	43080-2S8	43080-2S12

### QuickPort® Angled Stainless-Steel Wallplates with ID Windows

Description	Cat. No.
<b>[I]</b> 4-Port Angled Wallplate, Single-Gang	43081-1L4

**Color Choices** QuickPort® wallplates are offered in three colors.




#### Related Products

For midway plates in plastic and high-impact nylon **see page R-7 in the Network Infrastructure Solutions section.**

## DECORA® WALLPLATES & MULTIMEDIA INSERTS

### Decora® Wallplates & Multimedia Inserts



#### Decora® Single- and Dual-Gang Wallplates

Description	Single-Gang	Dual-Gang
<b>[A, B]</b> Decora®, standard size, urea	80401-00*	80409-00*
Decora®, standard size, nylon	80401-0N*	80409-0N*
Decora®, standard size, stainless	84401-040	84409-040
Decora Plus™, standard size, polycarbonate	80301-0S*	80309-0S*
Decora®, midway, urea	80601-0S*	80609-0S*
Decora®, midway, nylon	PJ26-00*	PJ262-00*

\*Colors: Choose from any of the colors below


#### QuickPort® Multimedia Wallplate Inserts

Description	White	Light Almond	Ivory
6-Port Insert, polybag, standard carton	41646-00W	41646-00T	41646-00I
4-Port Insert, polybag, standard carton	41644-00W	41644-00T	41644-00I
<b>[C]</b> 3-Port Insert, polybag, standard carton	41643-00W	41643-00T	41643-00I
2-Port Insert, polybag, standard carton	41642-00W	41642-00T	41642-00I
<b>[D]</b> 1-Port Insert, polybag, standard carton	41641-00W	41641-00T	41641-00I
<b>[E]</b> HDMI Decora® Insert, feedthrough	41647-00W	—	41647-00I
DVI Decora® Insert, feedthrough	41648-00W	—	41648-00I

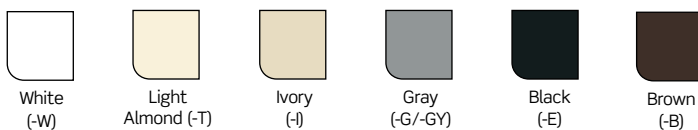
#### Wallplate Accessories

Description	Cat. No.
<b>[F]</b> QuickPort® Shutter Kit (50 shutters)	51084-ICN
White Label Kit	51084-XLB
<b>[G]</b> Color Label Kit**	51084-CLB
<b>[H]</b> Wallplate Mounting Brackets, Single-Gang, bulk polybag pack, 2 brackets per unit, rack pack carton	C0224-000
<b>[I]</b> Wallplate Mounting Bracket, Dual-Gang, individual polybag pack, rack pack carton	C0225-0CP

\*\*Color Label Kit includes gray, orange, red, yellow, green, blue, purple, and brown (2 sheets of each color)



**Color Choices** Decora® wallplates (A, B) are offered in a wide range of colors. To order colors, add suffix to Cat. No.



Note: 80301 and 80309 are not available in black or brown

## QuickPlate® Wallplates

### Features and Benefits

- QuickPlate® Wallplates distribute data, phone, and TV connections through a preassembled one-piece design
- Rear facing IDC punchdowns and consistent positioning of data and F-connectors reduce ordering problems and eliminate onsite assembly
- All QuickPlates® have a pleasing matte finish
- Robust one-piece wallplate and lead-frame jack design
- Rear facing 110 IDC punchdown for voice and data jacks make termination quick and easy
- Data port accepts Cat 5e with T568A wiring
- Phone port accepts UTP with USOC wiring
- F-connector for video applications is an F-81 style bulkhead connector
- Includes captive screws painted to match wallplate color
- Standard dimensions — 4.61" (117.1mm) H x 2.75" (69.9mm) W x 0.26" (6.5mm) D
- Midway dimensions — 4.99" (126.7mm) H x 3.13" (79.4mm) W x 0.26" (6.5mm) D
- Cat 5e connectors meet or exceed applicable standards; labeled for T568A wiring
- Complies with applicable FCC Part 68 requirements
- Supports high megabit and shared-sheath applications
- F-style bulkhead connectors meet or exceed 10dB of return loss at 1 GHz and are SCTE compliant



### QuickPlate®

Description	Standard Size Cat. No.	Midway Size Cat. No.
<b>[A]</b> One Data	5EA20-S1*	5EA20-M1*
<b>[B]</b> One Data, One F-Style	5EA20-S2*	5EA20-M2*
<b>[C]</b> One Data, One Phone, One F-Style	5EA20-S3*	5EA20-M3*
<b>[D]</b> Two Data, Two F-Style	5EA20-S4*	5EA20-M4*

\*Colors: Choose from any of the colors in the chart below

**Color Choices** QuickPlates® are offered in three colors. To order colors, add suffix to Cat. No.



**IN-WALL/CEILING JBL® SPEAKERS**

**In-Wall/Ceiling JBL® Speakers**

JBL® studio speakers have a reputation for incorporating the most advanced audio materials, technologies, and precision engineering available. These same features and technologies are built into the Leviton Architectural Edition® Powered by JBL® Series audio equipment.

**Features and Benefits**

**Leviton Architectural Edition® Powered by JBL® Wall & Ceiling Speakers**

- JBL® titanium-laminate drivers maintain accuracy and clarity even at frequency extremes
- Straight-line Signal Path™ (SSP®) crossover network for minimal signal distortion
- Long-excursion woofers with butyl-rubber half-round surrounds and extended pole-piece magnetic structures for maximum bass impact and dynamic range
- Low-diffraction, swivel-tweeter mounting system for optimum stereo imaging
- Heavy-duty push-type input terminals for long-term connection integrity
- Integrated dog-ear mounting brackets (optional rough-in kits available for pre-construction installation in new homes)
- Acoustically transparent, paintable grills

**Pre-Construction Kits**

- Pre-construction kits ensure that speaker locations and wiring are preserved and protected during construction, allowing for a cleaner, faster, and more precise installation during the trim-out stage
- Fire-Rated Back-Box enclosure meets fire code for MDU and residential installations



**Leviton Architectural Edition Powered by JBL® In-Wall and In-Ceiling Speakers**

Description	Cat. No.
<b>[A]</b> Pair of 6.5" Two-Way In-Wall Loudspeakers, 80 watts, 8 ohms	AEI65-000
<b>[B]</b> Pair of 8" Two-Way In-Wall Loudspeakers, 100 watts, 8 ohms	AEI80-000
<b>[C]</b> Pair of 6.5" Two-Way In-Ceiling Loudspeakers, 80 watts, 8 ohms	AEC65-000
<b>[D]</b> Pair of 8" Two-Way In-Ceiling Loudspeakers, 100 watts, 8 ohms	AEC80-000
6.5" Two-Channel / Single Location Two-Way In-Ceiling Loudspeakers, two titanium tweeters, dual voice-coil titanium-laminate woofer 50 watts/channel, 8 ohms	AEM65-000

**Pre-Construction Kits**

Description	Cat. No.
6.5" Pre-Construction Speaker Kit for in-wall installations	AEPI6-KIT
8" Pre-Construction Speaker Kit for in-wall installations	AEPI8-KIT
Fire-Rated Back-Box Enclosure (Required for 6.5" in-ceiling speakers AEC65, AEM65 — see page Q-27 for photo)	AEBC6-000

Connected Home

**IN-WALL/CEILING SPEC-GRADE™ SOUND SPEAKERS**

**In-Wall/Ceiling Spec-Grade™ Sound Speakers**

When the specs call for quality audio, rely on Leviton's award-winning Spec-Grade™ Sound indoor speaker line for technical innovation and value.

**Features and Benefits**

**Spec-Grade™ Sound Speakers**

- AeroNylon tweeter diaphragm provides crystal-clear treble response and exceptionally accurate tracking of even the most challenging musical transients
- Built-in AutoSurge® circuit protection helps prevent speaker damage
- Advanced phase/time alignment guide properly aligns sound without misaligning the tweeters
- Precision dividing network ensures total audio signal electronic integrity up to the last microsecond before the signal is converted into sound
- Inert mounting frame with “dogleg” installation points eliminates any transmitted vibrations that could alter in-wall or ceiling sound quality
- Acoustically transparent, paintable grills

**Pre-Construction Kits**

- Pre-construction kits ensure that speaker locations and wiring are preserved and protected during construction, allowing for a cleaner, faster, and more precise installation during the trim-out stage
- Fire-Rated Back-Box enclosure meets fire code for MDU and residential installations



**Spec-Grade™ Sound In-Wall/In-Ceiling Indoor Speakers**

Description	Cat. No.
<b>[A]</b> Pair of 6.5" Spec-Grade™ Two-Way In-Ceiling Loudspeakers, 120 W peak/ 60 W RMS, 8 ohms	SGC65-00W
<b>[B]</b> Pair of 6.5" Spec-Grade™ Two-Way In-Wall Loudspeakers, 120 W peak/ 60 W RMS, 8 ohms	SGI65-00W

**Pre-Construction Kits**

Description	Cat. No.
Rough-in Bracket for 6.5" In-Wall Loudspeakers	PCI65-KIT
<b>[C]</b> Fire-Rated Back-Box Enclosure (Required for 6.5" in-ceiling speakers SGC65)	AEBC6-000



OUTDOOR SPEAKERS

Outdoor Speakers

Features and Benefits

Leviton Architectural Edition® Powered by JBL® Outdoor Speakers

- Elliptical Oblate Spheroidal™ (EOS) Waveguide technology for high-frequency dispersion
- Straight-line Signal Path™ (SSP®) crossover networks for minimal signal distortion
- 5-way binding post input terminals for long-term connection integrity
- Mounting brackets included



A

Leviton Architectural Edition Powered by JBL® Outdoor Speakers

Description	Cat. No.
<b>[A]</b> Pair of Outdoor/All-Weather Two-Way Loudspeakers in Enclosure, 0.75" tweeter, 4" woofer, 200 watts, 8 ohms	AEAWS-C1W

Connected Home

SPOTLIGHT

Smartphone Convenience, Connected Home Performance

More homeowners are sending music and movies from their smartphones to HDTVs or home entertainment systems over Apple Airplay®, Airport Express®, or Apple TV® devices. Leviton offers wiring diagrams and equipment lists to help you integrate these Apple products with Leviton Structured Media® Systems and speakers. We'll help you connect the dots to easily share music, videos, and photos on a grand scale.

To learn more, go to [leviton.com/connectedhome](http://leviton.com/connectedhome)



## Home Theater Speakers

### Features and Benefits

#### In-Wall Speakers

- Straight-line Signal Path™ (SSP®) crossover network for minimal signal distortion
- JBL® titanium-laminate drivers, pure titanium tweeter, and polymer-coated aluminum woofers maintain musical accuracy and clarity, even at frequency extremes
- Low-diffraction, swivel-tweeter mounting system of optimum stereo imaging

#### Shelf-Mount Center Channel Speaker

- Straight-line Signal Path™ (SSP®) crossover network for minimal signal distortion
- Dual 5" JBL® PolyPlas™ cone woofers
- FreeFlow flared port for increased bass response without added port noise

#### Subwoofer

- JBL® PolyPlas™ woofer for low frequencies
- High-efficiency, high-current switching amplifier
- Freeflow flared port for increased bass response without added port noise
- Built-in technologies allow simple adjustment for room acoustics and personal preference
- LFE and line level inputs for maximum connection flexibility

#### Surround-Sound Home Cinema System

- Includes five 2-way magnetically shielded satellite speakers with 2.5" (63.5 mm) woofer and 0.5" (12.7 mm) tweeter; one 8" (200 mm) 100 watt powered subwoofer with LFE and a built-in crossover network, plus five adjustable mounting brackets and subwoofer input RCA cable
- Five-channel system can be expanded to 6.1 or 7.1 surround sound with optional satellite speakers



A



B



C



D

### Leviton Architectural Edition Powered by JBL® Home Theater Speakers

Description	Cat. No.
[A] Dual 5" Two-Way In-Wall Center Channel Home Theater Loudspeakers, 120 watts, 8 ohms	AEI55-000
[B] Dual Channel Two-Way Shelf-Mounted Center Channel Loudspeaker w/silver grill, 75 watts/300 watts, 8 ohms	AECCS-VCE
[C] Powered 12" Subwoofer w/ amplifier w/ silver grill, 400 watts RMS, 700 watts peak, 8 ohms	AESUB-012
[D] Five-Channel Surround-Sound Home Cinema Speaker System w/100-watt powered subwoofer and 5 satellite speakers	AEH50-0**
System-Matched Satellite Speaker for 6.1 and 7.1 surround sound expansion	AESS5-0**
Single-Gang Decorative Satellite Speaker Adapter Wallplate/Bracket	AEPHK-0**
Pre-Construction Kit, in-wall center channel shelf for use with AEI55-000	AEPIS-KIT

\*\*Color: Available in White (WH) or Black (BL)

VOLUME CONTROLS & AUDIO DISTRIBUTION

Volume Controls & Audio Distribution Modules

Features and Benefits

**Decora® Strauss Transformer-Free Volume Controls**

- Contemporary slider design brings precision and elegance to any installed audio system
- Available in both standard and impedance-matched versions
- Volume control uses standard Decora® wallplate in a standard J-Box or low-voltage mounting ring
- Color-change kits ensure the right finishing touch for every application

**System Matching Module**

- Combine with non-impedance-matching Decora® Volume Controls to control up to six speaker pairs (cannot be used with impedance-matching volume controls)
- AutoSurge™ circuit technology protects speakers from potentially damaging transients
- Designed to mount in Leviton Structured Media® Enclosures

**1x6 Audio Distribution Module**

- Combines with impedance-matching Volume Controls to control up to six speaker pairs from an amplifier or receiver
- Designed to mount in Leviton Structured Media® enclosures and connect to six rooms/zones



A



B



C





**VOLUME CONTROLS & AUDIO DISTRIBUTION**
**Audio System Volume Controls**

Description	Cat. No.
<b>[A]</b> Decora® Strauss Transformer-Free Slider Volume Control, analog, 200 watts peak, 100 watts RMS, 4-16 ohms, 8 ohm nominal (for use with SGAMP-000) (Decora® wallplate sold separately, see page <b>Q-24</b> )	SGVST-00W
Decora® Strauss Transformer-Free Impedance-Matching Slider Volume Control, analog, 200 watts peak, 100 watts RMS, 4-16 ohms, 8 ohm nominal (for use with 48211-06A)	SGVSM-00W
Decora® Strauss Color Change Kit, converts to light almond	SGVCK-0LA
Decora® Strauss Color Change Kit, converts to ivory	SGVCK-00I
Decora® Strauss Color Change Kit, converts to black	SGVCK-00E

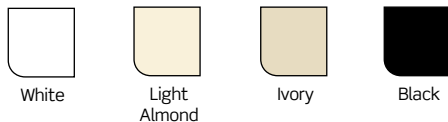
**System Matching Module**

Description	Cat. No.
<b>[B]</b> System Matching Module for impedance-matching passive two-channel multi-room audio systems (for use with SGVST-00W)	SGAMP-000

**1x6 Audio Distribution Module**

Description	Cat. No.
<b>[C]</b> 1x6 Passive Audio Module (for use with SGVSM-00W)	48211-06A

**Color Choices** Audio System volume controls are offered in white. Color change kits are available in three other colors, below.


**SPOTLIGHT**
**USB Receptacles and Mobile Device Station (MDS)**

Leviton's Mobile Device Station creates a convenient mounted location to charge a portable device without the need to make new holes in a wall. Compatible with many popular smartphones and MP3 players including iPhone®, iPod Touch®, and popular Android® and Blackberry® devices. Built-in cable management keeps your charging cable ready for when you need it.

Install the Mobile Device Station (47112-00W) next to a Leviton USB Charger & Tamper-Resistant Receptacle (T5630-00W) for a quick, convenient way to charge your smartphone or other device.

See pages **Q-32** to **Q-33** for more information.



Mobile Device Station (wallplate (80409-00W), USB/Receptacle (T5630-00W), and phone not included)


**Related Products**

For Decora® wallplates see page **Q-24**.

HOME THEATER, RECESSED RECEPTACLES & MOBILE DEVICE STATION

Home Theater, Recessed Receptacles & Mobile Device Station

Features and Benefits

Home Theater, Multi-Room, & Speaker Wallplates

- Designed for easy installation of cables using low-voltage rings and standard low-voltage junction boxes
- Home Theater Interface wallplate (AEHTK) accommodates 5.1 to 7.1 channel surround-sound systems, and features RCA connectors for subwoofer connection and two extra QuickPort® openings
- Multi-room Audio wallplate (AEMRK) accommodates left and right audio speakers (± connections), and two extra openings for additional QuickPort® connectors (e.g., adding a subwoofer or 3.5 mm stereo phone jack)
- Speaker wallplate allows for simple, solderless connections to any home entertainment speaker system

Recessed Entertainment Box (REB)

- Affordable solution manages home theater electronics in a single location
- Ideal for new construction (stud-mounted) and retrofit (wall-mounted) applications
- Low-profile frame provides neat, recessed installation
- Optional high-profile cover includes sliding plastic front panels, and channels all wires through the bottom of the unit

Recessed Single-Gang Receptacle

- Fits most standard electrical boxes
- Supplies AC power for one or two components (flat panel TVs and video receiver)
- cULus approved, code-compliant solution

Recessed Dual-Gang Duplex Receptacle with Six QuickPort® Openings

- Centralizes connection points for AC power, audio, video, data, and phone
- Includes plastic electrical box for use in new and retrofit construction
- UL approved, code-compliant solution

Mobile Device Station

- Turns a receptacle outlet into a convenient storage location for smartphones and MP3 players
- Installs without creating any new holes in the wall
- Available in both Decora® and Renu® styles
- Integrated cable management keeps charging cables organized and protected
- Requires a Leviton wallplate, sold separately
- Ideal with Leviton USB charger/tamper-resistant receptacle



A



B



C



D



E



F



G



H



I



J

**HOME THEATER & RECESSED RECEPTACLES & MOBILE DEVICE STATION**
**Home Theater and Multi-Room Wallplates**

Description	Cat. No.
<b>[A]</b> Home Theater Interface Wallplate, 14 gold-plated spring clips, two RCA connectors, two QuickPort® openings	AEHTK-000
<b>[B]</b> Multi-Room Install Wallplate, two gold-plated spring clips, two QuickPort® openings	AEMRK-000
<b>[C]</b> Single-Gang Single Spring-Clip Device Audio/Video Wallplate, standard size, polymer break resistant, box mount	40951-1PW
<b>[D]</b> Single-Gang Double Spring-Clip Device Audio/Video Wallplate, standard size, polymer break resistant, box mount	40952-2PW

**Recessed Devices and Entertainment Box**

Description	Cat. No.
Single-Gang Recessed Single Receptacle 15A-125V AC, 2-Pole, 3-Wire — NEMA 5-15R, includes clock hanger hook	00688-00*
Single-Gang Recessed Single Receptacle, Non-Magnetic Stainless Steel 15A-125V AC, 2-Pole, 3-Wire — NEMA 5-15R, includes clock hanger hook	05261-0CH
<b>[E]</b> Single-Gang Recessed Duplex Receptacle 15A-125V AC, 2-Pole, 3-Wire — NEMA 5-15R Single-Gang Recessed Single Receptacle, Non-Magnetic Stainless Steel 20A-125V AC, 2-Pole, 3-Wire — NEMA 5-20R, includes clock hanger hook	00689-00** 05361-0CH
<b>[F]</b> Dual-Gang Recessed Duplex Receptacle and Openings for six QuickPort® Modules 15A-125V AC, 2-Pole, 3-Wire — NEMA 5-15R (four blank inserts included)	00690-00*
<b>[G]</b> Recessed Entertainment Box w/Low-Profile Frame	47617-REB
Recessed Entertainment Box w/High-Profile Cover	47617-RBH
High-Profile Cover	47617-HPC
Low-Profile Frame	47617-LPF
Replacement Snap-in Plates, 2 per bag	47617-PLT

\*\*Color: White (W), Lt. Almond (T), Ivory (I), Black (E)

**Mobile Device Station and USB Charger/Receptacle**


Description	Cat. No.
<b>[H]</b> Decora® Mobile Device Station, White	47112-00W
Decora® Mobile Device Station, Light Almond	47112-00T
Decora® Mobile Device Station, Black	47112-00E
<b>[I]</b> Renu® Mobile Device Station, White on White	47112-RWW
Renu® Mobile Device Station, Navajo Sand	47112-RNS
Renu® Mobile Device Station, Onyx Black	47112-ROB
<b>[J]</b> USB Charger/Tamper-Resistant Receptacle, White only	T5630-00W

**Color Choices** See charts above for color choices of select items.



## TELEPHONE ACCESSORIES

### Telephone Accessories



#### Wall Phone Jacks and Wallplates

Description	White	Ivory
<b>[A]</b> Wall Phone Jack, 6P4C, carded unit pack	—	C0253-00I
<b>[B]</b> Surface-Mount Jack, Type 625A, 6P4C, carded unit pack	C2452-00W	C2452-00I
<b>[C]</b> Surface-Mount Jack with Block & Cover, 6P4C, carded unit pack	—	C0245-00I
Surface-Mount Mini Jack, 6P4C, carded unit pack	C0252-00W	C0252-00I
<b>[D]</b> Surface-Mount Duplex Jack, 6P4C, carded unit pack	C2680-00W	C2680-00I



#### Outlet Adapters and Cord Couplers

Description	White	Ivory
<b>[E]</b> 2-Outlet Adapter, 4-Conductor, carded unit pack	C0247-00W	C0247-00I
<b>[F]</b> 3-Outlet Adapter, 4-Conductor, carded unit pack	C0248-00W	C0248-00I
<b>[G]</b> 5-Outlet Adapter, carded unit pack	—	C0261-00I
<b>[H]</b> In-Line Cord Coupler, 4-Conductor, carded unit pack	C0250-00W	C0250-00I
<b>[I]</b> 4-Prong to Modular Adapter, 4-Conductor, carded unit pack	—	C0246-00I



#### Line Cords

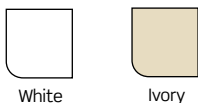
Description	White	Ivory
<b>[J]</b> 7' 4-Conductor, carded unit pack	C2413-07W	—
15' 4-Conductor, carded unit pack	C2413-15W	C2413-15I
25' 4-Conductor, carded unit pack	C2413-25W	C2413-25I
50' 4-Conductor, carded unit pack	C2413-50W	C2413-50I

#### Line Extension Cords

Description	White	Ivory
<b>[K]</b> 25' Line Extension Cord, 4-Conductor, carded unit pack	C2406-25W	C2406-25I
<b>[L]</b> 25' Duplex Line Extension Cable, 4-Conductor, carded unit pack	—	C2427-25I

Continued on next page

**Color Choices** Telephone accessories are offered in two colors.



White

Ivory

**TELEPHONE ACCESSORIES**

Continued from previous page

Handset Cord			
Description	White	Ivory	Black
<b>[A]</b> Handset Cord, 4-Conductor, carded unit pack	C2407-xxW	C2407-xxI	C2407-xxE

Handset Untangler	
Description	Clear
<b>[B]</b> Handset Untangler, carded unit pack	C2429-00C

Replacement Plugs	
Description	Clear
<b>[C]</b> 6P4C Replacement Line Plugs, 6 per carded unit pack, clear	C0257-000
<b>[D]</b> Replacement Modular Handset Plugs, 6 per carded unit pack	C2453-0CL

xx length: 15' or 25'



A



B



C



D

**Color Choices** Handset cords are offered in three colors.


White



Ivory



Black

**1 and 2 Gang Wallplate Mounting Brackets**


Description	Cat. No.
Wallplate Mounting Brackets, 1 Gang, contractor pack, 10 per unit pack, rack pack carton, 2 per carded unit pack	C0224-0CP
<b>[E]</b> Wallplate Mounting Brackets, 1 Gang, bulk polybag pack, 2 brackets per unit, rack pack carton	C0224-000
Wallplate Mounting Bracket, 2 Gang, individual polybag pack, rack pack carton	C0225-000

**Metal Extension Brackets**

Description	Cat. No.
<b>[F]</b> 2-Gang Metal Extension Brackets, bulk polybag pack	47610-002
<b>[G]</b> 3-Gang Metal Extension Brackets, bulk polybag pack	47610-003



E



F-G



## VIDEO ACCESSORIES

### Video Accessories



#### RG6 Coax Cable, Gold Plated

Description	Cat. No.
<b>[A]</b> RG6 Coax Cable, gold plated xx = Length: 3' (G3), 6' (G6), 12' (1G), 25' (2G), 50' (5G) or 100' (GC). * = Colors: Choose from any of the colors below.	C6851-xx*

#### RG6 Coax Cable, Nickel

Description	Cat. No.
<b>[B]</b> RG6 Coax Cable, nickel xx = Length: 3' (03), 6' (06), 12' (12), 25' (25), 50' (50) or 100' (0C). * = Colors: Choose from any of the colors below.	C6851-xx*

#### Two-Way Splitter — One 75 Ohm Input to Two 75 Ohm Outputs

Description	Cat. No.
<b>[C]</b> Two-Way Splitter, gold plated, individual polybag pack	40987-002

#### Three-Way Splitter — One 75 Ohm Input to Three 75 Ohm Outputs

Description	Cat. No.
<b>[D]</b> Three-Way Splitter, gold plated, individual polybag pack	40987-003

#### Four-Way Splitter — One 75 Ohm Input to Four 75 Ohm Outputs

Description	Cat. No.
<b>[E]</b> Four-Way Splitter, gold plated, individual polybag pack	40987-004

#### 75 Ohm Termination Cap for F-Connector Jacks

Description	Cat. No.
<b>[F]</b> 75 Ohm Termination Cap, 25 per polybag pack	40984-000

Continued on next page

**Color Choices** Telephone accessories are offered in two colors. To order colors, add suffix to Cat. No.



White (-W)



Black (-E)

Continued from previous page

<b>75 Ohm Push-On Connector</b> (Converts twist-on connection to push-on connection)	
Description	Cat. No.
<b>[A]</b> 75 Ohm Push-On Connector, 2 per carded unit pack	C5235-000
<b>75 Ohm In-Line Cable Connector</b> (Double female F-connector for joining two cables together)	
Description	Cat. No.
<b>[B]</b> 75 Ohm In-Line Cable Connector, 100 per bulk polybag	40986-000*
*Note: Retainer nut for wallplate mounting not provided.	
<b>Indoor Matching Transformer</b> (Converts 75 Ohm incoming signal into 300 Ohm)	
Description	Cat. No.
<b>[C]</b> Indoor Matching Transformer, carded unit pack	C5052-000
<b>1-Piece and 2-Piece Crimp-on F-Connectors</b> (Terminates 75 Ohm w/ Crimp-on male F-Connector)	
Description	Cat. No.
<b>[D]</b> <b>One-Piece Crimp-On F-Connector for RG6 Quad Shield</b> Bulk polybag order in increments of 100, nickel plated	40985-0Q6
<b>[E]</b> <b>One-Piece Crimp-on F-Connector for RG59</b> Bulk polybag order in increments of 100, nickel plated 2 per carded unit pack, nickel plated 2 per carded unit pack, gold plated	40985-1P9 C5307-000 C5307-0G0
<b>[F]</b> <b>One-Piece Crimp-on F-Connector for RG6</b> Bulk polybag order in increments of 100, nickel plated	40985-1P6
<b>[G]</b> <b>Two-Piece Crimp-on F-Connector for RG59</b> 2 per carded unit pack, nickel plated	C5009-000
<b>[H]</b> <b>Two-Piece Crimp-on F-Connector for RG6</b> 2 per carded unit pack, nickel plated	C5007-000
<b>75 Ohm A/B Switch</b>	
Description	Cat. No.
<b>[I]</b> 75 Ohm A/B Switch, carded unit pack (Two 75 Ohm incoming signals into one 75 Ohm output. A/B switch selects signal to be viewed.)	C5101-000
<b>6' Stereo Dubbing Cable</b>	
Description	Cat. No.
<b>[J]</b> 6' Stereo Dubbing Cable, carded unit pack High-quality wire and extra shielding. Cables and adapters needed to connect two VHS VCRs.	C5822-000

Continued on next page



A



B



C



D



E-F



G-H



I



J

## VIDEO AND AUDIO ACCESSORIES

Continued from previous page

### Video Accessories



C



D



E

#### DSS® 75 Ohm and 2.0 GHz Combiner with DC Blocking

(Connects one antenna/cable TV input and one DSS® 2.1 GHz input, to one combined output)

##### Description

##### Cat. No.

**[C]** DSS® 75 Ohm and 2.0 GHz Combiner with DC Blocking, gold plated, carded unit pack

40856-DSS

#### DSS® 2- and 4-Way Splitter

##### Description

##### Cat. No.

**[D]** DSS® 2-Way Splitter, gold plated, carded unit pack, connects one input to two outputs. All ports 2.1 GHz.

40867-DSS

**[E]** DSS® 4-Way Splitter, gold plated, carded unit pack, connects one input to four outputs. All ports 2.1 GHz.

40868-DSS

### Audio Accessories



A



B



C



D

#### RCA Y Adapter — 1 RCA Plug to 2 RCA Jacks

(Splits audio signal into two outputs. One male RCA connector to two female RCA connectors)

##### Description

##### Cat. No.

**[A]** RCA Y Adapter, carded unit pack

C5405-000

#### RCA Patch Cable — 4 RCA Plugs to 4 RCA Plugs (Yellow, white, red, and black plugs on both ends)

##### Description

##### Cat. No.

**[B]** Black Cable with Color-Coded Plugs (Y-W-R-B), carded unit pack

C5454-003

#### Gauge Speaker Wires

##### Description

##### Cat. No.

**[C]** 18/2 Gauge Speaker Wire, 25', sleeve unit pack

X3301-25C

18/2 Gauge Speaker Wire, 100', sleeve unit pack

X3301-100

**[D]** 14/2 Gauge Speaker Wire, 50', sleeve unit pack

X3324-50C



# Network Infrastructure Solutions

# R

Copper Solutions .....	R-2
Category-Rated & USOC Connectors .....	R-2
Wallplates & Housings .....	R-5
Patch Cords & Cable Assemblies .....	R-21
Patch Panels .....	R-24
Cross Connect .....	R-31
AV Connectivity .....	R-36
Tools & Labeling .....	R-41
Fiber Optic Solutions .....	R-44
Enclosures, Panels & Accessories .....	R-44
Patch Cords & Cable Assemblies .....	R-52
Connectors & Housings .....	R-54
Tools & Consumables .....	R-60
Cable Management Solutions .....	R-64
Versi-Duct® System .....	R-64
Cable Managers & Accessories .....	R-66
Zone & Wireless Access Point Enclosures .....	R-72
Power Solutions .....	R-74
Power Distribution Units .....	R-74



## CATEGORY-RATED CONNECTORS | Atlas-X1™

### Atlas-X1™ UTP & Shielded QuickPort® Connectors

#### Features and Benefits

##### Atlas-X1™ Component-Rated UTP & Shielded Connectors

- Wire manager allows fast, secure, repeatable terminations
- Tool-free design requires no specialized termination tool
- Patented Retention Force Technology (RFT) protects against time damage from 4- or 6-pin plugs, saves on costly repairs, and increases system longevity
- Each connector includes interchangeable icons (VOICE, DATA, AV, and blank), color-coded to match the connector face
- Optional shutters protect ports from dust, debris, and contaminants
- Shielded connectors provide additional EMI/RFI protection, signal isolation, and alien crosstalk (AXT) suppression
- 13 colors available for UTP and shielded connectors
- Additional icons available in 13 colors (Packs of 72 icons)
- Unified form factor of UTP and shielded from Cat 5e to Cat 8 (Cat 8 coming 2015/2016)
- Made in the USA



#### Atlas-X1™ UTP Quickport® Connectors

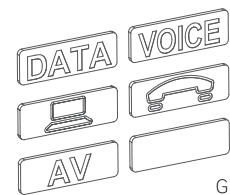
Description	Connector	Connector w/ Shutters
[A] Atlas-X1™ Cat 6A	6AUJK-R*6	6AUJK-S*6
[B] Atlas-X1™ Cat 6	61UJK-R*6	61UJK-S*6
[C] Atlas-X1™ Cat 5e	5EUJK-R*5	5EUJK-S*5

#### Atlas-X1™ Shielded Quickport® Connectors

[D] Atlas-X1™ Cat 6A	6ASJK-R*6	6ASJK-S*6
[E] Atlas-X1™ Cat 6	61SJK-R*6	61SJK-S*6
[F] Atlas-X1™ Cat 5e	5ESJK-R*5	5ESJK-S*5

#### Atlas-X1™ Bulk Icons

[G] Atlas-X1™ Bulk Icons (pack of 72)	ICONS-IC*
---------------------------------------	-----------



13 connector colors, with matching-color icons included for easy identification (bulk icons also sold separately)

\* = Colors: Choose from any of the colors below

**Color Choices** Atlas-X1™ Quickport® Connectors are offered in a wide range of colors. To order colors, add suffix to Cat. No.



### eXtreme® UTP QuickPort® Connectors

#### Features and Benefits

- Patented Retention Force Technology protects against damage from 4- or 6-pin plugs
- Pair Separation Towers facilitate quick, effective termination
- Compatible with Fluke JackRapid Punchdown Tool for quick and easy terminations
- Patented large format tear-away, dual-layer wiring guide
- Made in the USA



A



B



C

#### eXtreme UTP Quickport® Connectors

Description	Cat. No.	Quickpack® 25-Pack	Quickpack 150-pack with JackRapid Tool
<b>[A]</b> eXtreme Cat 6A UTP Channel-Rated Connector	6110G-R*6	—	—
<b>[B]</b> eXtreme Cat 6 UTP Component-Rated Connector	61110-R*6	61110-B*6	61110-J^6
<b>[C]</b> eXtreme Cat 5e UTP Component-Rated Connector	5G110-R*5	5G110-B*5	5G110-J^5

\* = Colors: Choose from any of the colors in the chart below.

^ = Colors: White (W), Ivory (I), Orange (O), Blue (L), and Black (E).

All Leviton Category-Rated Connectors are RoHS Compliant.

° = Colors: White (W) and Blue (L)

**Color Choices** eXtreme® UTP Quickport® connectors are offered in a wide range of colors. To order colors, add suffix to Cat. No.

White (-W)	Light Almond (-T)	Ivory (-I)	Yellow (-Y)	Orange (-O)	Crimson (-C)	Dark Red (-R)	Purple (-P)	Blue (-L)	Green (-V)	Gray (-G/-GY)	Black (-E)	Brown (-B)

#### SPOTLIGHT

#### Component- vs. Channel-Rated Performance

Feature	Component Rated	Channel Rated
Meets ANSI/TIA standard	✓	✓
Exceeds ANSI/TIA standard	✓	
Complete end-to-end channel tested	✓	✓
Individually certified (tested) component	✓	
Meets channel-link performance	✓	✓
Greater permanent-link performance	✓	
Ensures multi-manufacturer channel compatibility	✓	



### QuickPort® Cat 5/3 & USOC UTP Connectors

#### Features and Benefits

##### GigaMax® UTP QuickPort® Connectors

- Single T568A or T568B wiring labels simplify terminations
- Narrow connector profile for high density installations
- Compatible with Fluke JackRapid Punchdown Tool for quick and easy terminations
- Durable one-piece frame built for longevity
- Made in the USA

##### Cat 5/3 & USOC UTP Quickport® Connectors

- Single T568A or T568B wiring labels simplify terminations
- Narrow connector profile for high density installations
- Compatible with Fluke JackRapid Punchdown Tool for quick and easy terminations
- Durable one-piece frame built for longevity
- Made in the USA

##### Connector Adapter Bezels

- Allow Quickport® connectors to be open spacing installed into third-party wallplates and surface-mount boxes
- Bezel color will be visible after installation
- Packaged individually and sold separately from connectors
- CommScope® bezels fit SYSTIMAX® or Uniprise® wallplates and surface-mount boxes



A

#### GigaMax® Cat 5e UTP Quickport® Connectors

Description	Cat. No.	Quickpack® 25-Pack	Quickpack 150-pack with JackRapid Tool
[A] GigaMax® Cat 5e UTP Channel-Rated Connector	5G108-R*5	5G108-B*5	5G108-J*5

#### Cat 5/3/USOC UTP Quickport® ConnectorsJR

Cat 5 Connector	41108-R*5
Cat 3 Connector	41108-R*3
USOC Connector, 8P8C	41108-R*8
USOC Connector, 6P6C	41106-R*6

#### Connector Adapter Bezels

LexCom Connector Adapter Bezel (connector not included)	AB300-00 <sup>+</sup>
CommScope Connector Adapter Bezel (connector not included)	AB100-00 <sup>+</sup>
Clipsal® Connector Adapter Bezel (connector not included)	AB200-00*

\* = Colors: Choose from any of the colors on page R-3.

<sup>^</sup> = Colors: White (W), Ivory (I), Orange (O), Blue (L), and Black (E)

<sup>+</sup> = Colors: Choose from white or black.

All Leviton Category-Rated and USOC Connectors are RoHS Compliant

### Work Area Labeling Solutions

#### Work Area Labeling Solutions

Description	Cat. No.
[B] QuickPort® Shutter Kit (50 shutters) White Label Kit	51084-ICN 51084-XLB
[C] Color Label Kit includes gray, orange, red, yellow, green, blue, purple, and brown (2 sheets each)	51084-CLB
[D] Labels & Windows for Wallplates & Housings	41080-IDW
[E] Pre-printed Port Labels, black ink, 10 sheets/pkg	41080-LEB



B



C



D

VOICE 1	VOICE 1	VOICE	VOICE
VOICE 1	VOICE 1	DATA	DATA
VOICE 2	VOICE 2	FAX	FAX
VOICE 2	VOICE 2	PRINTER	PRINTER
VOICE 3	VOICE 3	SPARE	SPARE
VOICE 4	VOICE 4		
DATA 1	DATA 1		
DATA 1	DATA 1		
DATA 2	DATA 2	1	1
DATA 2	DATA 2	1	1
DATA 3	DATA 3	1	1
DATA 3	DATA 3	2	2

E

### QuickPort® & QuickPlate® Plastic Wallplates


#### Features and Benefits

##### QuickPort® Standard Plastic Wallplates

- Compatible with all Quickport® connectors and adapters
- Manufactured from ABS plastic for superior resistance to impact, chemicals, and solvents, as compared to other plastics
- A variety of color choices, with color-matched screws
- cULus Listed, fire-retardant material rated UL 94V-0
- I.D. windows aid in port identification
- Country of Origin: USA

##### Single-Gang QuickPlate® Tempo Wallplates with ID Windows

- Patented rear wings tighten wallplate to wallboard, eliminating the need for a box or mounting brackets and creating a fast, one-step installation
- Wings accommodate wallboard thickness of 5/8" or less
- ID windows act as marking template for cutting hole in wallboard
- cULus Listed, fire-retardant plastic rated UL 94V-0
- Country of Origin: USA



#### [A] Quickport® Single-Gang Wallplates

Description	White	Lt. Almond	Ivory	Gray	Black	Brown
6-Port Wallplate	41080-6WP	41080-6TP	41080-6IP	41080-6GP	41080-6EP	41080-6BP
4-Port Wallplate	41080-4WP	41080-4TP	41080-4IP	41080-4GP	41080-4EP	41080-4BP
3-Port Wallplate	41080-3WP	41080-3TP	41080-3IP	41080-3GP	41080-3EP	41080-3BP
2-Port Wallplate	41080-2WP	41080-2TP	41080-2IP	41080-2GP	41080-2EP	41080-2BP
1-Port Wallplate	41080-1WP	41080-1TP	41080-1IP	41080-1GP	41080-1EP	41080-1BP

#### [B] Quickport® Single-Gang Wallplates with ID Windows

Description	White	Lt. Almond	Ivory	Gray	Black	
6-Port Wallplate	42080-6WS	42080-6TS	42080-6IS	42080-6GS	42080-6ES	—
4-Port Wallplate	42080-4WS	42080-4TS	42080-4IS	42080-4GS	42080-4ES	—
3-Port Wallplate	42080-3WS	42080-3TS	42080-3IS	42080-3GS	42080-3ES	—
2-Port Wallplate	42080-2WS	42080-2TS	42080-2IS	42080-2GS	42080-2ES	—
1-Port Wallplate*	42080-1WS	42080-1TS	42080-1IS	42080-1GS	42080-1ES	—

#### [C] QuickPlate Tempo Single-Gang Wallplates with ID Windows Single-Gang Wallplates

2-Port Wallplate	42090-2WS	42090-2TS	42090-2IS	42090-2GS	42090-2ES	—
4-Port Wallplate	42090-4WS	42090-4TS	42090-4IS	42090-4GS	42090-4ES	—

#### [D] QuickPort® Dual-Gang Wallplates with ID Windows

12-Port Wallplate	42080-12W	42080-12T	42080-12I	42080-12G	42080-12E	—
8-Port Wallplate	42080-8WP	42080-8TP	42080-8IP	42080-8GP	42080-8EP	—
6-Port Wallplate	42080-6WP	42080-6TP	42080-6IP	42080-6GP	42080-6EP	—
4-Port Wallplate	42080-4WP	42080-4TP	42080-4IP	42080-4GP	42080-4EP	—
3-Port Wallplate	42080-3WP	42080-3TP	42080-3IP	42080-3GP	42080-3EP	—
2-Port Wallplate**	42080-2WP	42080-2TP	42080-2IP	42080-2GP	42080-2EP	—
1-Port Wallplate**	42080-1WP	42080-1TP	42080-1IP	42080-1GP	42080-1EP	—

#### Color Choices

QuickPort® wallplates are offered in a wide range of colors.



Wallplates are sold empty.  
 \*Single-gang 1-Port Wallplate has only one ID window on top.  
 \*\*Dual-gang 1- and 2-Port Wallplates have only two ID windows on top



#### Related Products

For QuickPort® connectors see pages R-2 to R-4.

For work area labeling solutions see page R-4.

## WALLPLATES & HOUSINGS | QuickPort® Wallplates

### QuickPort® Stainless-Steel Wallplates

#### Features and Benefits

- Compatible with all QuickPort® adapters and connectors
- Manufactured from 304 stainless steel in a brushed finish to provide corrosion resistance in a non-magnetic material
- Available in single- and dual-gang, with or without ID windows
- Angled wallplate ports facilitate proper front and rear cable bend radius
- Wall-phone wallplates are available in flush and recessed options to accommodate various phone styles
- cULus Listed



QuickPort® Single-Gang Stainless-Steel Wallplates			
Description	[A] Standard	[B] w/ ID Window	
6-Port Wallplate	43080-1S6	43080-1L6	
4-Port Wallplate	43080-1S4	43080-1L4	
3-Port Wallplate	43080-1S3	43080-1L3	
2-Port Wallplate	43080-1S2	43080-1L2	
1-Port Wallplate	43080-1S1	43080-1L1	

QuickPort® Dual-Gang Stainless-Steel Wallplates			
Description	[A] Standard	[B] w/ ID Window	
12-Port Wallplate	43080-S12	43080-L12	
8-Port Wallplate	43080-2S8	43080-2L8	
6-Port Wallplate	43080-2S6	43080-2L6	
4-Port Wallplate	43080-2S4	43080-2L4	
2-Port Wallplate	43080-2S2	43080-2L2	

QuickPort® Angled Stainless-Steel Wallplates w/ID Windows	
Description [C]	Cat. No.
2-Port Angled Wallplate, single-gang	43081-1L2
4-Port Angled Wallplate, single-gang	43081-1L4
4-Port Angled Wallplate, dual-gang	43081-2L4
8-Port Angled Wallplate, dual-gang	43081-2L8

QuickPort® Stainless-Steel Wall-Phone Wallplates	
Description [D]	Cat. No.
Wall-Phone Wallplate	4108W-OSP
Wall-Phone Wallplate, recessed	4108W-1SP

Wallplates are sold empty


Labels	
Description	Cat. No.
Label Kit for Quickport® Stainless-Steel Wallplates*	43080-IDW
Pre-printed Port Labels, black ink, 10 sheets per package	41080-LEB

\* = Also applicable to ID window wallplates on page R-3. See page R-43 for Work-Area Labeling Solutions

#### SPOTLIGHT

#### Wallplate Mounting Brackets

Mounting a flush-mount wallplate without a back box is easy with Leviton mounting brackets. The bracket inserts into a wall opening, and flexible tabs bend up to secure the bracket to the opening. Standard screw holes accept all wallplate configurations. See page Q-23 in the Connected Home section for part numbers and additional information.



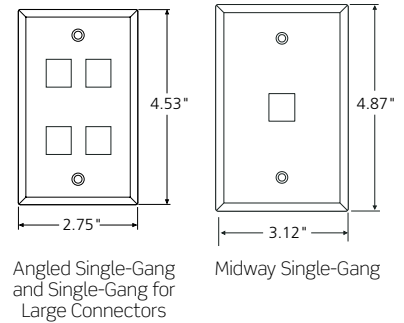
#### Related Products

For QuickPort® connectors see pages R-2 to R-4.  
For voice-grade wall-phone jacks see page R-17.

### QuickPort® Angled, Midway, & Large Connector Wallplates

#### Features and Benefits

- Angled and large connector wallplates are high-quality ABS plastic, which provides superior resistance to impacts, chemicals, and solvents as compared to other plastics
- Midway wallplates are durable nylon with a smooth finish and help to hide irregular drywall cuts or flaws around outlets
- Angled wallplates facilitate optimal cable management and ensure proper bend radius in front and back of connector
- Large connector wallplates feature increased vertical spacing between ports
- cULus Listed, fire-retardant material rated UL 94V-0



#### [A] QuickPort® Angled Single-Gang Wallplates

Description	White	Lt. Almond	Ivory	Black
4-Port Wallplate	41081-4WP	41081-4TP	41081-4IP	—
2-Port Wallplate	41081-2WP	41081-2TP	41081-2IP	—
4-Port Wallplate, w/ ID windows	42081-4WS	42081-4TS	42081-4IS	42081-4ES
2-Port Wallplate, w/ ID windows	42081-2WS	42081-2TS	42081-2IS	—
2-Port Wallplate, w/ ID windows	42081-2WS	42081-2TS	42081-2IS	—

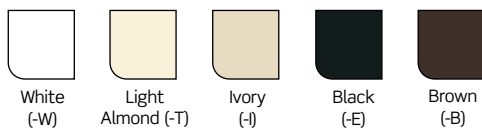
#### [B] QuickPort® Midway Single-Gang Wallplates

Description	White	Lt. Almond	Ivory	Brown
6-Port Wallplate	41091-6WN	41091-6TN	41091-6IN	41091-6BN
4-Port Wallplate	41091-4WN	41091-4TN	41091-4IN	41091-4BN
3-Port Wallplate	41091-3WN	41091-3TN	41091-3IN	41091-3BN
2-Port Wallplate	41091-2WN	41091-2TN	41091-2IN	41091-2BN
1-Port Wallplate	41091-1WN	41091-1TN	41091-1IN	41091-1BN

#### [C] QuickPort® Single-Gang Wallplates for Large Connectors

Description	White	Lt. Almond	Ivory
4-Port Wallplate	41080-4WL	41080-4TL	41080-4IL
2-Port Wallplate	41080-2WL	41080-2TL	41080-2IL
4-Port Wallplate, w/ ID windows	42080-4WL	42080-4TL	42080-4IL
2-Port Wallplate, w/ ID windows	42080-2WL	42080-2TL	42080-2IL

**Color Choices** QuickPort® wallplates are offered in four colors.



#### Related Products

For wallplate labeling solutions **see page R-43.**

### QuickPort® Inserts & Floor Box Assemblies


#### Features and Benefits

##### QuickPort® Decora® & Duplex Inserts

- Combine voice, data, and AV connectors in popular Decora® and Duplex wallplate formats
- Decora® inserts are compatible with Decora® and Decora Plus™ wallplates

##### QuickPort® Floor Box Assemblies

- Combine voice, data, and AV connectors in convenient in-floor locations
- Floor box assemblies include brass wallplate and screw cap
- Inserts and connectors are ivory



Inserts fit Decora® and 106-style Duplex wallplates found on pages **R-9** and **R-19**.



#### QuickPort® Decora® Multimedia Inserts

Description	White	Lt. Almond	Ivory	Gray	Black	Brown
<b>[A]</b> 6-Port Insert	41646-00W	41646-00T	41646-00I	41646-0GY	41646-00E	41646-00B
<b>[B]</b> 4-Port Insert	41644-00W	41644-00T	41644-00I	41644-0GY	41644-00E	41644-00B
<b>[C]</b> 3-Port Insert	41643-00W	41643-00T	41643-00I	41643-0GY	41643-00E	41643-00B
<b>[D]</b> 2-Port Insert	41642-00W	41642-00T	41642-00I	41642-0GY	41642-00E	41642-00B
<b>[E]</b> 1-Port Insert	41641-00W	41641-00T	41641-00I	41641-0GY	41641-00E	41641-00B
Blank Insert	80414-00W	80414-00T	80414-00I	80414-0GY	80414-00E	80414-000
<b>[F]</b> Brush Insert, Passthrough	41075-DBW	—	—	—	—	—

#### QuickPort® Decora® Type 106 Duplex Inserts

Description	White	Lt. Almond	Ivory	Gray	Black
<b>[G]</b> 2-Port Duplex Insert	41087-2WP	41087-2TP	41087-2IP	41087-2GP	41087-2EP
<b>[H]</b> 4-Port Duplex Insert	41087-QWP	41087-QTP	41087-QIP	41087-QGP	41087-QEP

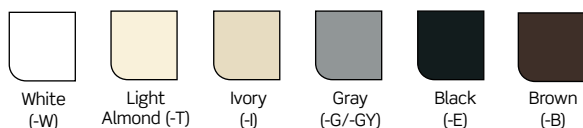
#### QuickPort® Floor Box Assembly with Insert, Brass Plate and Screw Cap

Description	Cat. No.
Floor Box Assembly, one F-connector module, one blank module	41650-00F
Floor Box Assembly, one 6P6C connector, one blank module	41650-00E
Floor Box Assembly, one blank module, 1 open port	41652-000
<b>[I]</b> Floor Box Assembly, two 6P6C connectors	41652-00E
Floor Box Assembly, one 6P6C connector, one F-connector module	41652-06F

Inserts A-G are sold empty.

Floor Box Assemblies sold as complete kits only, individual components not sold separately

#### Color Choices QuickPort® Decora® inserts are offered in a wide range of colors.



#### Related Products

For QuickPort® connectors see pages **R-2** to **R-4**.

For Decora® and 106-style duplex wallplates see pages **R-9** and **R-19**.

For wallplate labeling solutions see page **R-43**.



### Decora® Wallplates

Standard Decora® and Decora Plus™ wallplates accept a variety of inserts for voice, data, and video applications. The most common wallplates are shown here in a variety of materials and dimensions. Decora Plus™ wallplates utilize a screwless design. Numerous additional configurations are available; call 800.722.2082 or visit [leviton.com](http://leviton.com) for more information.



A




B



C



D




E



F



G



H

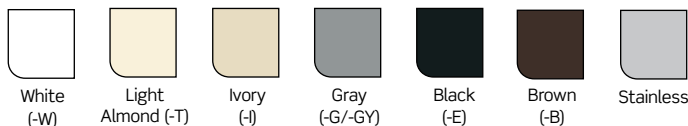
#### Decora® Single-Gang Wallplates

Description	White	Lt. Almond	Ivory	Gray	Black	Brown	Stainless
<b>[A]</b> Decora®, standard size, urea	80401-00W	80401-00T	80401-00I	80401-0GY	80401-00E	80401-000	—
Decora®, standard size, nylon	80401-0NW	80401-0NT	80401-0NI	80401-0NGY	80401-0NE	80401-00N	—
<b>[B]</b> Decora®, standard size, stainless	—	—	—	—	—	—	84401-040
<b>[C]</b> Decora Plus™, standard size, polycarbonate	80301-0SW	80301-0ST	80301-0SI	80301-0SGY	80301-0SE	80301-00S	—
<b>[D]</b> Decora®, midway, urea	80601-00W	80601-00T	80601-00I	—	—	80601-000	—
Decora®, midway, nylon	0PJ26-00W	0PJ26-00T	0PJ26-00I	0PJ26-0GY	0PJ26-00E	0PJ26-000	—

#### Decora® Dual-Gang Wallplates

Description	White	Lt. Almond	Ivory	Gray	Black	Brown	Stainless
<b>[E]</b> Decora®, standard size, urea	80409-00W	80409-00T	80409-00I	80409-0GY	80409-00E	80409-000	—
Decora®, standard size, nylon	80409-0NW	80409-0NT	80409-0NI	80409-0NGY	80409-0NE	80409-00N	—
<b>[F]</b> Decora®, standard size, stainless	—	—	—	—	—	—	84409-040
<b>[G]</b> Decora Plus™, standard size, polycarbonate	80309-0SW	80309-0ST	80309-0SI	80309-0SGY	80309-0SE	80309-00S	—
<b>[H]</b> Decora®, midway, urea	80609-00W	80609-00T	80609-00I	—	—	80609-000	—
Decora®, midway, nylon	PJ262-00W	PJ262-00T	PJ262-00I	PJ262-0GY	PJ262-00E	PJ262-000	—

**Color Choices** Decora® wallplates are offered in a wide range of colors.



### QuickPort® Boxes & Furniture Products

#### Features and Benefits

##### QuickPort® Boxes Accessories


- Surface-mount boxes and back boxes have breakouts to match common raceway systems and cable entry
- 1- and 2-Port surface-mount boxes are plenum rated (compliant with NEC 300-22 (b)(c))
- Can mount with screws or adhesive mounting tape (both provided), or with magnets or modular furniture brackets (sold separately)
- 4S089 products are designed to work with Leviton shielded or eXtreme® Cat 6A connectors to allow proper bend radius control

##### QuickPort® DIN Rail-Mount Box

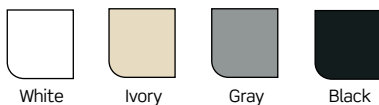
- Provide an ideal network patching location for industrial automation and control panels
- Compatible with standard and low-profile 35 mm symmetrical DIN rails and 32 mm asymmetrical DIN rails
- Accepts one Quickport® Decora® Insert with 1, 2, 3, 4, or 6 ports
- Box depth suitable for Cat 5e or Cat 6 applications

##### QuickPort® Modular Furniture Products

- Front-load installation of module ensures simple moves, adds, and changes without removing the furniture channel cover
- Faceplates are cULus Listed



**Color Choices** Leviton surface-mount boxes are offered in four colors.



## WALLPLATES & HOUSINGS | QuickPort® Boxes & Furniture Products

### QuickPort® Surface-Mount Boxes

Description	White	Ivory	Gray	Black
<b>[A]</b> 12-Port Surface-Mount Box, 7.60" W x 5.02" D x 1.13" H	41089-12W	41089-12I	41089-12G	41089-12E
<b>[B]</b> 6-Port Surface-Mount Box, 6.38" W x 3.22" D x 1.08" H	41089-6WP	41089-6IP	41089-6GP	41089-6EP
<b>[C]</b> 4-Port Surface-Mount Box, 4.77" W x 3.21" D x 1.05" H	41089-4WP	41089-4IP	41089-4GP	41089-4EP
<b>[D]</b> 2-Port Surface-Mount Box, 2.52" W x 2.22" D x 1.10" H	41089-2WP	41089-2IP	41089-2GP	41089-2EP
<b>[E]</b> 1-Port Surface-Mount Box, 1.42" W x 2.22" D x 1.10" H	41089-1WP	41089-1IP	41089-1GP	41089-1EP
<b>[F]</b> 2-Port Surface-Mount Box for Shielded Connectors*, 2.5" W x 3.00" D x 1.22" H	4S089-2WP	4S089-2IP	—	—
<b>[G]</b> 4-Port Surface-Mount Box for Shielded Connectors*, 5.6" W x 5.20" D x 1.22" H	4S089-4WP	4S089-4IP	—	—

\*For shielded connectors and large bend radius cables

### Single- and Dual-Gang Surface-Mount Boxes

Description	White	Ivory	Gray	Black
<b>[H]</b> Single-Gang Standard Back Box, 4.72" H x 2.96" W x 1.89" D	42777-1WA	42777-1IA	42777-1GA	42777-1EA
<b>[I]</b> Single-Gang Shallow Back Box, 4.72" H x 2.96" W x 1.45" D	42777-1WB	42777-1IB	42777-1GB	42777-1EB
<b>[J]</b> Dual-Gang Standard Back Box, 4.72" H x 4.77" W x 1.89" D	42777-2WA	42777-2IA	42777-2GA	42777-2EA
<b>[K]</b> Dual-Gang Shallow Back Box, 4.72" H x 4.77" W x 1.45" D	42777-2WB	42777-2IB	42777-2GB	42777-2EB

### Magnets

Description	Cat. No.
<b>[L]</b> Set of 4 Magnets, 1.00" H x 0.84" W x 0.30" D Use one magnet for 2-port surface-mount housing. Use two magnets for 4-, 6-, and 12-port surface-mount housings and single- and dual-gang surface-mount back boxes.	41030-SMJ

### Modular Furniture Brackets

Description	Cat. No.
<b>[M]</b> Furniture Bracket for Steelcase 9000®, Haworth®, Knoll®, Allsteel®, Westinghouse®, and Teknion®	49222-BLK
<b>[N]</b> Herman Miller Ethospace® and Steelcase Avenir®	49222-ESP
<b>[O]</b> Furniture Bracket for Herman Miller Action Office®	49222-HAO

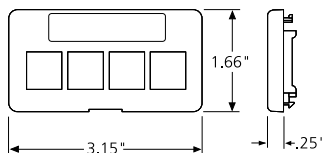
### QuickPort® Modular Furniture Faceplates

Description	White	Ivory	Gray	Black
2-Port Standard Depth	49910-SW2	49910-SI2	49910-SG2	49910-SE2
<b>[P]</b> 4-Port Standard Depth w/ 1 QuickPort® Blank	49910-SW4	49910-SI4	49910-SG4	49910-SE4
4-Port Extended Depth w/ 1 QuickPort® Blank	49910-EW4	49910-EI4	49910-EG4	49910-EE4
2-Port Herman Miller	49910-HW2	49910-HI2	49910-HG2	49910-HE2
<b>[Q]</b> 4-Port Herman Miller w/ 1 QuickPort® Blank	49910-HW4	49910-HI4	49910-HG4	49910-HE4

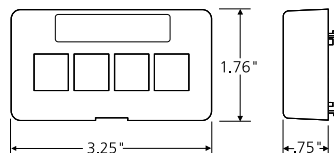
### QuickPort® DIN Rail-Mount Boxes

Description	Cat. No.
DIN Rail-Mount Box, Empty	41089-ODN
<b>[R]</b> DIN Rail-Mount Box, with 6-port Quickport® Decora® Insert	41089-6DN

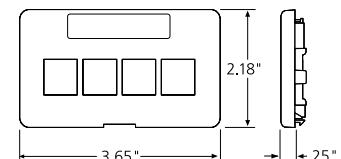
Quickport® Connectors not included.  
Available in black only



**2- & 4-Port Standard Depth Modular Faceplate**  
Fits openings of approximately 1.38" x 2.63" (1 3/8" x 2 5/8")



**4-Port Extended Depth Modular Faceplate for installation into shallow raceway channels**  
Fits openings of approximately 1.38" x 2.63" (1 3/8" x 2 5/8")



**Herman Miller 2- & 4-Port Modular Faceplate**  
Fits openings of approximately 1.88" x 2.98" (1 7/8" x 2 7/8")

Standard and extended depth faceplates are compatible when used with Herman Miller G1189A Reducer, available from Herman Miller dealers

### DuraPort® Industrial Connectivity

#### DuraPort® Connector Housing

- Twist-lock mating allows for easy installation and provides a robust seal
- Compatible with eXtreme® 6+ and GigaMax® 5e+ QuickPort® connectors
- Captive connector cap with retainer protects and seals unused ports

#### DuraPort® Stainless-Steel Wallplates

- Patented overmolded gasket on wallplates provides a watertight fit
- Compatible with standard NEMA boxes

#### DuraPort® Outlet Kit

- DuraPort® components packaged together for added convenience
- Kits include connector housing, connector cap, and stainless-steel wallplate
- Patch cords and QuickPort® connectors are sold separately

#### DuraPort® Patch Cords

- Available in industrial plug to industrial plug, and industrial plug to RJ-45 plug configurations
- Patch cords are Cat 6 rated



### IP67-Rated Ingress Protection

IP ratings are based on International Standard IEC 60529. All DuraPort® products are IP67-rated as highlighted in the charts.

#### Protection Against Solid Objects

- 0 None
- 1 Solid objects larger than 50 mm
- 2 Solid objects larger than 12.5 mm
- 3 Solid objects larger than 2.5 mm
- 4 Solid objects larger than 1.0 mm
- 5 Dust
- 6 **Dust tight**

#### Protection Against Water

- 0 None
- 1 Vertically falling water drops
- 2 Vertically falling water drops (up to 15° angle)
- 3 Spraying water
- 4 Splashing water
- 5 Water jets
- 6 Powerful water jets
- 7 **Temporary immersion in water**
- 8 Continuous immersion in water

## WALLPLATES & HOUSINGS | DuraPort® Industrial Connectivity

### DuraPort® Industrial Connector Housings

Description	Cat. No.
<b>[A]</b> Cat 6 Industrial Connector Housing w/ Connector Cap (product supplied w/ black 61110 connector)	D6706-00E
Cat 5e Industrial Connector Housing w/ Connector Cap (product supplied w/ black 5G110 connector)	D675E-00E
Housing w/ Connector Cap (connector not included)	D6700-00E
Connector Cap (connector and housing not included)	D6701-00E

### DuraPort® Industrial Stainless-Steel Wallplates

Description	Cat. No.
<b>[B]</b> Industrial Wallplate, stainless steel, 1-port, single-gang	D6710-1S1
<b>[C]</b> Industrial Wallplate, stainless steel, 2-port, single-gang	D6710-1S2
<b>[D]</b> Industrial Wallplate, stainless steel, 2-port, dual-gang	D6710-2S2
<b>[E]</b> Industrial Wallplate, stainless steel, 4-port, dual-gang	D6710-2S4

### DuraPort® Industrial Patch Cords, Cat 6

Description	Cat. No.
<b>[F]</b> Industrial Plug to Industrial Plug, 3'	D6720-03E
Industrial Plug to Industrial Plug, 5'	D6720-05E
Industrial Plug to Industrial Plug, 7'	D6720-07E
Industrial Plug to Industrial Plug, 10'	D6720-10E
Industrial Plug to Industrial Plug, 15'	D6720-15E
Industrial Plug to Industrial Plug, 20'	D6720-20E
<b>[G]</b> Industrial Plug to RJ-45 Plug, 3'	D6721-03E
Industrial Plug to RJ-45 Plug, 5'	D6721-05E
Industrial Plug to RJ-45 Plug, 7'	D6721-07E
Industrial Plug to RJ-45 Plug, 10'	D6721-10E
Industrial Plug to RJ-45 Plug, 15'	D6721-15E
Industrial Plug to RJ-45 Plug, 20'	D6721-20E

### DuraPort® Industrial Outlet Kits

Description	Cat. No.
Industrial Outlet Kit, stainless steel, 1-port, single-gang	D670K-1S1
<b>[H]</b> Industrial Outlet Kit, stainless steel, 2-port, single-gang	D670K-1S2
Industrial Outlet Kit, stainless steel, 2-port, dual-gang	D670K-2S2
<b>[I]</b> Industrial Outlet Kit, stainless steel, 4-port, dual-gang	D670K-2S4

### SPOTLIGHT

#### Quickport® DIN Rail-Mount Boxes

New compact Quickport® DIN Rail-Mount Boxes are ideal for network patching inside industrial automation and control panels. The boxes are available empty or with a Leviton 6-Port QuickPort® Decora® insert installed, and can be opened to install other Quickport® Decora® inserts. The back panel of each box can be configured to allow cable access at either the top or bottom, increasing flexibility within tight control enclosures. The box depth is suitable for Cat 5e and Cat 6 connectors. Learn more on page **R-10**.



## WALLPLATES & HOUSINGS | 86 mm x 86 mm French-, British-, & LJ6C- Style

### French-, British-, and LJ6C-Style Wallplate Inserts

#### Features and Benefits

- Designed to fit matching 86 mm x 86 mm wallplates
- Accept QuickPort® data connectors (sold separately)
- Include ID window kits for port designation
- Spring-loaded shutters protect connector while not in use
- Available in white ABS plastic

#### Dimensions

- French-style inserts fit 45 mm x 45 mm openings
- British-style inserts fit 50 mm x 50 mm openings
- LJ6C-style inserts fit 22 mm x 37 mm openings



#### [A] French-Style Wallplate Inserts

Description	Cat. No.
French-style Wallplate Insert, 45 mm x 22.5 mm, 1-port, flat, white	L1145-1W1
French-style Wallplate Insert, 45 mm x 45 mm, 1-port, flat, white	L1145-2W1
French-style Wallplate Insert, 45 mm x 45 mm, 2-port, flat, white	L1145-2W2
French-style Wallplate Frame (for use with French-style L1145 inserts only), single-gang, white (special order)	LF145-01W

#### [B] British-Style Wallplate Inserts

Description	Cat. No.
British-style Wallplate Insert, 50 mm x 25 mm, 1-port, flat, white	L1150-1W1
British-style Wallplate Insert, 50 mm x 25 mm, 1-port, angled, white	L1150-AW1
British-style Wallplate Insert, 50 mm x 50 mm, 1-port, flat, white	L1150-2W1
British-style Wallplate Insert, 50 mm x 12.5 mm, blank, flat, white	L1150-0W0

#### [C] LJ6C-Style Wallplate Inserts

Description	Cat. No.
LJ6C-style Wallplate Insert, 37 mm x 22 mm, 1-port, flat, white	L1137-1W1
LJ6C-style Wallplate Insert, 37 mm x 22 mm, 1-port, angled, white	L1137-AW1

Note: French-style, British-style, and LJ6C-style inserts are not compatible with Excella® wallplates

### Excella® Wallplate Inserts & Frames

#### Features and Benefits

- All 1- and 2-port inserts include designation windows
- Inserts accept QuickPort® connectors (sold separately)
- 86 mm x 86 mm frame size conforms to BS 4662 and BS 5733 electrical box standards
- Inserts are white and ship with white wallplate frame
- Colored frames available separately (see colors and part numbers below)

#### Excella® Family



#### Excella® Wallplate Inserts

Description	Cat. No.
<b>[A]</b> QuickPort® Wallplate Insert w/ ID Window, 1-port, empty	BL186-P1W
QuickPort® Wallplate Insert w/ ID Window, 2-port, empty	BL186-P2W
QuickPort® Wallplate Insert, 4-port, empty	BL186-P4W
<b>[B]</b> QuickPort® Angled Wallplate Insert w/ ID Window, 1-port, empty	BL186-A1W
QuickPort® Angled Wallplate Insert w/ ID Window, 2-port, empty	BL186-A2W
Blank Wallplate Insert	BL000-00W



A




B

#### Excella® Metallic Wallplate Frames

Description	Cat. No.
Wallplate Frame, pearl yellow	BLWP1-PEY
Wallplate Frame, piano black	BLWP1-PIB
Wallplate Frame, glossy silver	BLWP1-GSS
Wallplate Frame, champaign gold	BLWP1-CHG
Wallplate Frame, navy blue	BLWP1-NVB
Wallplate Frame, metallic green	BLWP1-MEG
Wallplate Frame, hot pink	BLWP1-HTP
Wallplate Frame, sky blue	BLWP1-SKB

Wallplates sold empty



Pearl Yellow

Piano Black

Glossy Silver

Champagne Gold

Navy Blue

Metallic Green

Hot Pink

Sky Blue



#### Related Products

For QuickPort® connectors see pages R-2 to R-4.

## WALLPLATES & HOUSINGS | Decora® Telephone & Video Wallplates & Inserts

### Decora® Telephone & Video Wallplates & Inserts

#### Features and Benefits

- 6P4C models feature lead-frame design for improved reliability and simple installation
- Decora® inserts are compatible with Decora® wallplates and Decora Plus™ screwless wallplates
- Decora® wallplate assemblies include a Decora® insert and matching Decora® wallplate
- Decora® Kits include a 1- or 2-port QuickPort® Decora® insert and snap-in USOC or F-type QuickPort® connectors
- Inserts, assemblies, and kits are cULus Listed and rated UL 94V-0



Inserts fit Decora® wallplates found on page R-9.



#### Decora® Standard Telephone and Video Wallplate Assemblies (Wallplate included)

Description	White	Lt. Almond	Ivory
[A] Wall Jack, 6P4C	40949-00W	40949-00T	40949-00I
[B] Wall Jack, 6P4C + 6P4C	40144-00W	40144-00T	40144-00I
[C] Wall Jack, 6P4C + F-connector	40159-00W	40159-00T	40159-00I
[D] Wall Jack, F-connector	40981-0WD	40981-0TD	40981-0ID
[E] Wall Jack, F-connector + F-connector	40982-0WD	40982-0TD	—

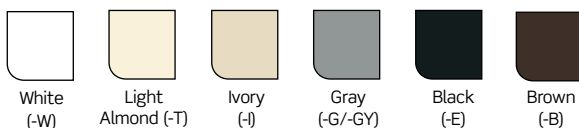
#### Decora® Telephone and Video Inserts (Wallplate not included)

Description	White	Lt. Almond	Ivory	Gray	Black	Brown
[F] Wall Jack, 6P4C	40649-00W	40649-00T	40649-00I	40649-0GY	40649-00E	40649-00B
[G] Wall Jack, 6P4C + 6P4C	40644-00W	40644-00T	40644-00I	—	—	—
[H] Wall Jack, 6P4C + F-connector	40659-00W	40659-00T	40659-00I	—	40659-00E	—
[I] Wall Jack, F-connector	40681-00W	40681-00T	40681-00I	40681-0GY	—	40681-00B
[J] Wall Jack, F-connector + F-connector	40682-00W	—	40682-00I	—	—	—

#### Decora® Telephone and Video Insert Kits (Wallplate not included)

Description	White	Lt. Almond	Ivory
Wall Jack, 6P6C	41638-00W	41638-00T	41638-00I
Wall Jack, 6P6C + F-connector	41658-00W	—	41658-00I

**Color Choices** QuickPort® wallplates and inserts are offered in a wide range of colors.



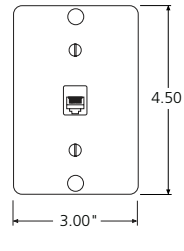
**Related Products**  
For Decora® wallplates see page R-9.



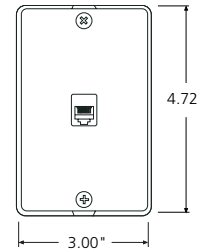
### Telephone Wall-Phone Jacks

#### Features and Benefits

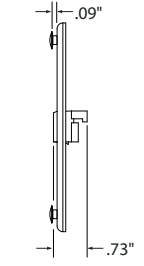
- Wall-phone jacks available in 4- or 6- conductor models
- Screw terminal or quick-connect termination options
- Quick-connect products include plastic punchdown tool



Quick-connect Wall-Phone Jack



Screw Terminal Wall-Phone Jack



Side View Wall-Phone Jack



A



B



C



D

#### Wall-Phone Jack Wallplates — 110-Style

Description	White	Lt. Almond	Ivory	Stainless
<b>[A]</b> Wall-Phone Jack, 6P4C quick-connect, plastic w/metal base	40253-00W	40253-00T	40253-00I	—
<b>[B]</b> Wall-Phone Jack, 6P4C quick-connect, stainless w/metal base	—	—	—	40223-00S

#### Wall-Phone Jack Wallplates — Screw Terminal

Description	White	Lt. Almond	Ivory	Stainless
<b>[C]</b> Wall-Phone Jack, 6P4C screw terminal, plastic w/metal base	40257-00W	—	—	—
<b>[D]</b> Wall-Phone Jack, 6P4C screw terminal, plastic w/plastic base	40214-00W	40214-00T	40214-00I	—
Wall-Phone Jack, 6P6C screw terminal, stainless w/metal base	—	—	—	40226-00S

**Color Choices** Wall-phone jack wallplates are offered in four colors.



White (-W)



Light Almond (-T)



Ivory (-I)




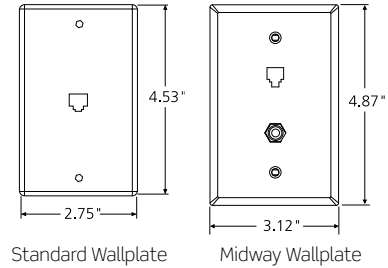
Stainless

## WALLPLATES & HOUSINGS | Telephone & Video Wallplates

### Telephone & Video Wallplates

#### Features and Benefits

- Provide quick, at-the-wall connections for RJ-11 telephone and F-connection video applications
- High-quality ABS plastic or nylon, which provides superior resistance to impacts, chemicals, and solvents as compared to other plastics
- Midway wallplates hide irregular drywall cuts or flaws around outlets
- cULus Listed, fire-retardant material rated UL 94V-0



#### Standard Telephone and Video Wallplates

Description	White	Lt. Almond	Ivory
[A] Wall Jack, 6P4C	40249-00W	40249-00T	40249-00I
[B] Wall Jack, 6P4C + 6P4C	40244-00W	40244-00T	40244-00I
[C] Wall Jack, 6P4C + F-connector	40259-00W	40259-00T	40259-00I
[D] Wall Jack, F-connector	80781-00W	80781-00T	80781-00I
[E] Wall Jack, F-connector + F-connector	80782-00W	80782-00T	80782-00I
Wall Jack, 6P6C	40238-00W	—	—
Wall Jack, 6P6C + F-connector	40258-00W	—	—

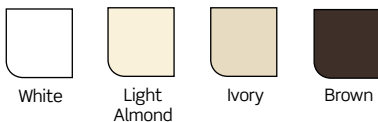
#### Midway Telephone and Video Wallplates (Nylon)

Description	White	Lt. Almond	Ivory	Brown
[F] Wall Jack, 6P4C	40539-PMW	40539-PMT	40539-PMI	40539-PMB
[G] Wall Jack, 6P4C + F-connector	40539-CMW	40539-CMT	40539-CMI	40539-CMB
[H] Wall Jack, F-connector	40539-0MW	40539-0MT	40539-0MI	40539-0MB

#### Midway Telephone and Video Wallplates (ABS)

Description	White	Lt. Almond	Ivory
[I] Wall Jack, 6P4C	40549-00W	40549-00T	40549-00I
[J] Wall Jack, 6P4C + 6P4C	40544-00W	40544-00T	40544-00I


**Color Choices** Telephone and video wallplates are offered in four colors.



## WALLPLATES & HOUSINGS | Duplex, Round Opening, & Blank Wallplates

### Duplex, Round Opening, & Blank Wallplates

Standard 106-style duplex receptacle wallplates accept QuickPort® footprint inserts with either two or four openings (see page **R-8**). Round opening wallplates accept 110-style or screw terminal inserts (see page **R-20**). Stainless wallplates are constructed of type 302 stainless steel.



Duplex Single-Gang Wallplates							
Description	White	Lt. Almond	Ivory	Gray	Black	Brown	Stainless
<b>[A]</b> Duplex, standard size, urea	88003-000	78003-000	86003-000	87003-000	—	85003-000	—
Duplex, standard size, nylon	80703-00W	—	80703-00I	80703-0GY	80703-00E	80703-000	—
<b>[B]</b> Duplex, standard size, stainless	—	—	—	—	—	—	84003-040
<b>[C]</b> Duplex, midway, urea	80503-00W	80503-00T	80503-00I	—	—	80503-000	—
Duplex, midway, nylon	00PJ8-00W	00PJ8-00T	00PJ8-00I	00PJ8-0GY	00PJ8-00E	00PJ8-000	—

Duplex Dual-Gang Wallplates							
Description	White	Lt. Almond	Ivory	Gray	Black	Brown	Stainless
<b>[D]</b> Duplex, standard size, urea	88016-000	78016-000	86016-000	87016-000	—	85016-000	—
Duplex, standard size, nylon	80716-00W	80716-00T	80716-00I	80716-0GY	80716-00E	80716-000	—
<b>[E]</b> Duplex, standard size, stainless	—	—	—	—	—	—	84016-040
<b>[F]</b> Duplex, midway, urea	80516-00W	80516-00T	80516-00I	—	—	80516-000	—
Duplex, midway, nylon	0PJ82-00W	0PJ82-00T	0PJ82-00I	0PJ82-0GY	0PJ82-00E	0PJ82-000	—

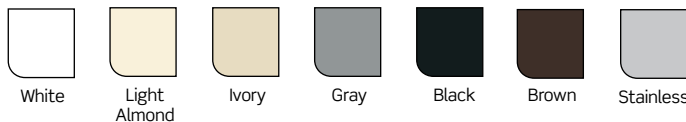
  

Round Opening Single-Gang Wallplates							
Description	White	Lt. Almond	Ivory	Gray	Black	Brown	Stainless
<b>[G]</b> Round Opening, standard size, urea	88004-000	78804-000	86004-000	—	—	85004-000	—
Round Opening, standard size, nylon	80704-00W	80704-00T	80704-00I	80704-0GY	80704-00E	80704-000	—
<b>[H]</b> Round Opening, standard size, stainless	—	—	—	—	—	—	84004-040
<b>[I]</b> Round Opening, midway, urea	80504-00W	80504-00T	80504-00I	—	—	80504-000	—
Round Opening, midway, nylon	00PJ7-00W	00PJ7-00T	00PJ7-00I	—	—	—	—

Single- and Dual-Gang Blank Wallplates							
Description	White	Lt. Almond	Ivory	Gray	Black	Brown	Stainless
<b>[J]</b> Single-Gang Blank Wallplate	88014-000	78014-000	86014-000	87014-000	—	85014-000	84014-040
<b>[K]</b> Dual-Gang Blank Wallplate	88025-000	78025-000	86025-000	87025-000	—	85025-000	84025-040

**Color Choices** Decora® wallplates are offered in a wide range of colors.



### Round Telephone Inserts & Surface-Mount Boxes

#### Features and Benefits

##### Round Telephone Inserts & Surface-Mount Boxes

- Round inserts available with screw terminal or 110 terminations
- See page **R-19** for wallplates with round openings
- Surface-mount kits include 1- or 2-port QuickPort® housing with 6P6C USOC or 8P8C Cat 3 connectors
- Surface-mount boxes feature 4-, 6-, and 8-conductor screw terminal connections
- Shorting bar option for use with monitored home security systems

##### Quickport® Floor Box Assemblies

- Combine voice, data, and AV connectors in convenient in-floor locations
- Floor box assemblies include brass wallplate and screw cap
- Inserts and connectors are ivory



A



B



C



D

#### Round Telephone Inserts

Description	Ivory
<b>[A]</b> Round Insert, 6P4C, 110 termination	41054-IDD
<b>[B]</b> Round Insert, 6P4C, screw terminal	40201-00I

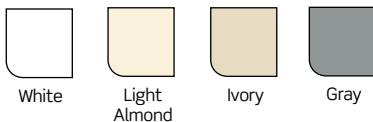
#### Surface-Mount Telephone Boxes

Description	White	Lt. Almond	Ivory	Gray
Surface-Mount Box, 6P4C, screw terminal	4625A-24W	—	4625A-24I	—
Surface-Mount Box, 6P6C, screw terminal	4625A-26W	—	4625A-26I	—
<b>[C]</b> Surface-Mount Box, 8P8C, screw terminal	40278-00W	40278-00T	40278-00I	40278-00G
Surface-Mount Box, 8P8C w/ shorting bar, screw terminal, RJ-31X	—	40278-SBT	40278-SBI	—

#### Quickport® Floor Box Assembly w/ Insert, Brass Plate & Screw Cap

Description	Cat. No.
Floor Box Assembly, one F-connector module, one blank module	41650-00F
Floor Box Assembly, one 6P6C connector, one blank module	41650-006
Floor Box Assembly, two port, includes one blank module	41652-000
<b>[D]</b> Floor Box Assembly, two 6P6C connectors	41652-006
Floor Box Assembly, one 6P6C connector, one F-connector module	41652-06F

**Color Choices** Floor Box Assemblies sold as complete kits only, individual components not sold seareately.



**Related Products**  
For wallplates with round openings **see page R-19**.

### Cat 6A, 6, & 5e UTP Patch Cords

All Leviton patch cords are components of a category-rated network infrastructure solution that includes connectors, patch panels, and approved Leviton partner cabling. For optimum performance and full system warranty, use a Leviton Contractor Program installer to install your Leviton components.

#### Features and Benefits

##### Slimline Boot Patch Cords


- Atlas-X1™ and eXtreme SlimLine boot cords feature narrow-profile to reduce congestion in high-density applications
- Strain-relief boot ensures long-term network performance
- Snagless boot design prevents tab breakage
- Atlas-X1™ Cat 6A and shielded Cat 6 provide exceptional alien crosstalk (AXT) suppression and EMI/RFI protection
- Atlas-X1™ Cat 6A uses the same cord for UTP or shielded installations

##### Standard Patch Cords

- Matching color cords and boots
- Strain-relief boot ensures long-term network performance
- Snagless boot design prevents tab breakage
- Atlas-X1™ shielded Cat 5e patch cords provide exceptional alien crosstalk (AXT) suppression and EMI/RFI protection

##### High-Flex HD6 Patch Cord 1G Application Grade

- Ultra high-density design, 28-gauge stranded for the ultimate flexibility
- Used in 1 Gigabit applications where Cat 6 patch cords are commonly utilized



#### Cat 6A/6/5e UTP Patch Cords

Description	Cat 6A	Cat 6	Cat 5e
Atlas-X1™ Component-Rated SlimLine Boot Patch Cord	[A] 6AS10-xx*	6D560-xx*	5D560-xx◇
eXtreme Channel-Rated Standard Patch Cord, snagless boot	6210G-xx~ [B]	62460-xx*	—
eXtreme Component-Rated Slimline Boot Patch Cord	—	6D460-xx*	5D460-xx◇
eXtreme Snagless Low-Smoke Zero-Halogen (LSZH) Channel-Rated Patch Cord	6AZ10-++°	6Z460-++°	—
GigaMax® Channel-Rated Standard Patch Cord	—	—	5G460-xx◇

#### Shielded Patch Cords

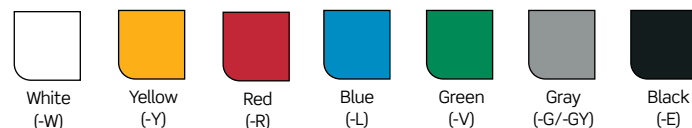
Description	Cat 6A	Cat 6	Cat 5e
Atlas-X1™ Shielded SlimLine Boot Patch Cord	6AS10-xx*	[C] 6S560-xxS	—
Atlas-X1™ Shielded Standard Patch Cord	—	—	5S460-xxS

#### High-Flex HD6 Cords

Description	1G
High-Flex HD6 Patch Cord	[D] 6H460-xx•

Continued on next page

**Color Choices** Copper patch cords are offered in a wide range of colors. To order colors, add suffix to Cat. No.



\* = Color: White (W), Yellow (Y), Red (R), Blue (L), Green (G), Gray (S), Black (E)  
 ~ = Color: White (W), Red (R), Blue (L), Gray (S)  
 • = Color: White (W), Yellow (Y), Blue (L), Gray (S)  
 ◇ = Color: White (W), Yellow (Y), Blue (L), Green (G), Gray (S)  
 ++ = Color: White (WH), Blue (BL), Gray (GY)  
 xx = Length in feet  
 ° = Length in meters  
 All Leviton Cat 6A, 6 and 5e patch cords are RoHS Compliant.

## PATCH CORDS & CABLE ASSEMBLIES | Cat 6A/6/5e Patch Cords

Continued from previous page



### Make-to-Order! Cat 6A, 6, & 5e Patch Cord Options

CORD SERIES	CORD TYPE	BOOT TYPE	CABLE RATING	COLORS	STANDARD LENGTH (FEET)	MTO LENGTH (FEET)
6AS10	Cat 6A	SlimLine	CMR	White, Yellow, Red, Blue, Green, Gray, Black	3, 5, 7, 10, 15, 20	3-72
6210G	Cat 6A	Snagless	CM (PVC)	White, Red, Blue, Gray	3, 5, 7, 10	N/A
6AZ10	Cat 6A	Snagless	LSZH	White, Blue, Gray	1, 2, 3, 5 meters	N/A
6D460	Cat 6 UTP	SlimLine	CM (PVC)	White, Yellow, Red, Blue, Green, Gray, Black	3, 5, 7, 10, 15, 20	1-200
6D560	Cat 6 UTP	SlimLine	CM (PVC)	White, Yellow, Red, Blue, Green, Gray, Black	N/A	1-200
62460	Cat 6 UTP	Snagless	CM (PVC)	White, Yellow, Red, Blue, Green, Gray, Black	3, 5, 7, 10, 15, 20	1-200
6Z460	Cat 6 UTP	Snagless	LSZH	White, Blue, Gray	1, 2, 3, 5 meters	N/A
6S560	Cat 6 FTP	Slimline	CM (PVC)	Gray	3, 5, 7, 10, 15, 20	1-200
6H460	1G UTP	Snagless	CM (PVC)	White, Yellow, Blue, Gray	0.5, 1, 2, 3, 4, 5, 7, 10, 15, 20	N/A
5D460	Cat 5e UTP	SlimLine	CM (PVC)	White, Yellow, Blue, Green, Gray	3, 5, 7, 10	1-200
5D560	Cat 5e UTP	SlimLine	CM (PVC)	White, Yellow, Blue, Green, Gray	N/A	1-200
5G460	Cat 5e UTP	Snagless	CM (PVC)	White, Yellow, Blue, Green, Gray	3, 5, 7, 10	1-200
5S460	Cat 5e FTP	Snagless	CM (PVC)	Gray	3, 5, 7, 10, 15, 20	N/A


All patch cords utilize stranded cable.

Note: Minimum order quantities may apply for Make-to-Order cords. Additional colors and lengths may be available as a special order. Minimum orders and extended lead time may apply for special orders. Contact Inside Sales at 800.722.2082 for more information

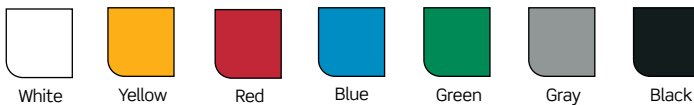
### Color Choices

Copper patch cords are offered in a wide range of colors. To order colors, add suffix to Cat. No.

++ LSZH Colors:



Colors:



Custom Make-to-Order cords available at [leviton.com/configurator](http://leviton.com/configurator).

For assistance customizing your patch cords, please visit [leviton.com/configurator](http://leviton.com/configurator) or call Tech Support at 800.824.3005.

### Secure RJ System

#### Features and Benefits

- Compatible with industry-standard RJ ports in most network equipment, devices, patch panels, and work area outlets
- Same-color extraction tool disengages color-matched patch cords and port blockers
- Transparent housing allows color coding without blocking visibility to Link/Status LEDs on electronic equipment
- Port blocker prevents unauthorized network connection and protects open, unused ports
- Cat 6A & Cat 6 Secure RJ Patch Cord options available



A



B



White (-W)

Yellow (-Y)

Orange (-O)

Red (-R)

Blue (-L)

Green (-G)

Purple (-P)

Black (-B)

C

#### Secure RJ System

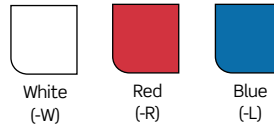
Description	Cat. No.
<b>[A]</b> Cat 6 SlimLine Boot Patch Cord, with Secure RJ housing on both ends	SRJ6*-xx**
<b>[B]</b> Secure RJ Port Blocker, pack of 12	SRJPB-00*
<b>[C]</b> Secure RJ Extraction Tool, pack of 1	SRJET-00*

xx Length: (05), (10), or (20) feet. Minimum orders and extended lead-time may apply. Contact Inside Sales at 800.722.2082 for more details.

\*Patch cord housing, port blocker, and extraction tool colors: choose from the transparent colors shown in (C) above.

\*\*Patch cord jacket colors: choose from the colors below

**Color Choices** Patch cord jackets are offered in three colors. To order colors, add suffix to Cat. No.



White (-W)

Red (-R)

Blue (-L)



#### Make-to-Order!

#### Secure RJ Patch Cord Options

CATEGORY	CABLE RATING	CABLE COLOR	CABLE LENGTH	SECURE HOUSING COLOR	SECURE HOUSING PLACEMENT
Cat 6A FTP	CM (PVC)	White, Yellow, Red, Blue, Green, Gray, Black	3-72 feet	White, Yellow, Red, Blue, Green, Purple, Black, Orange	Both Ends or One End
Cat 6 UTP	CM (PVC)	White, Yellow, Red, Blue, Green, Gray, Black	1-72 feet	White, Yellow, Red, Blue, Green, Purple, Black, Orange	Both Ends or One End

All patch cords utilize stranded cable.

## PATCH PANELS | Flat Metal 110-Style

### Flat 110-Style Component-Rated UTP Panels

#### Features and Benefits

- 1RU 12- or 24-port, 2RU 48-port, and 4RU 96-port configurations
- 6-port RJ-45 modules on front, and 110-style punchdowns on rear
- Include color codes for T568A and B wiring schemes
- Cat 5e and 6 include 25-pair wiring schemes
- Cat 6A panels include patented magnifying lens label holders for easy reading
- Silk-screened port numbers and paper label holders included
- Patented Retention Force Technology (RFT) protects against tine damage from 4- or 6-pin plugs, saves on costly repairs, and increases system longevity



A



B



C



D



E

#### Flat 110-Style Patch Panels and Patch Block

Description	Cat 6A	Cat 6	Cat 5e
1RU 12-Port Flat 110-Style Panel	—	69586-U12	5G596-U12
1RU 24-Port Flat 110-Style Panel	[A] 6A586-U24	[B] 69586-U24	5G596-U24
2RU 48-Port Flat 110-Style Panel	6A586-U48	[C] 69586-U48	5G596-U48
2RU 48-Port Flat 110-Style Panel, central labeling	—	[D] 69586-C48	5G596-C48
4RU 96-Port Flat 110-Style Panel	—	69586-U96	5G596-U96
12-Port 110-Style Patch Block, 89D bracket	—	[E] 69586-U89	5G596-U89


All Leviton Cat 6A/6/5e Patch Panels are RoHS Compliant

#### SPOTLIGHT

#### Cat 6A Component-Rated 110-Style Panels

Leviton Cat 6A 110-style patch panels offer ANSI/TIA-568-C.2 performance up to 500 MHz to support 10GBASE-T networks. The panels have a physical design consistent with industry standard 110-style panels, including in-line configured IDCs and 6-port housing modules. In addition, they add several exclusive design features:

- Patented Retention Force Technology (RFT) protects against tine damage from 4- or 6-pin plugs, saves on costly repairs, and increases system longevity
- Pair Separation Tower design makes untwisting Cat 6A pairs easier
- Separated IDC fields simplify identifying first cable pair position
- Conductor retention feature holds conductors securely in place during termination
- Triple-stage compensation with patented design features enhances permanent link and channel performance





## Flat Composite UTP 110-Style & QuickPort® Patch Panels

### Features and Benefits

- 10% stronger than standard 16-gauge metal patch panels, providing added support during termination of 110-style panels
- Panel face can be customized to feature any design, color, or logo
- Patch cord managers prevent cables from obstructing view of port numbers
- Clear label holders create a window to easily view port numbers and custom designs
- Patented Retention Force Technology (RFT) protects against tine damage from 4- or 6-pin plugs, saves on costly repairs, and increases system longevity



A



B



C



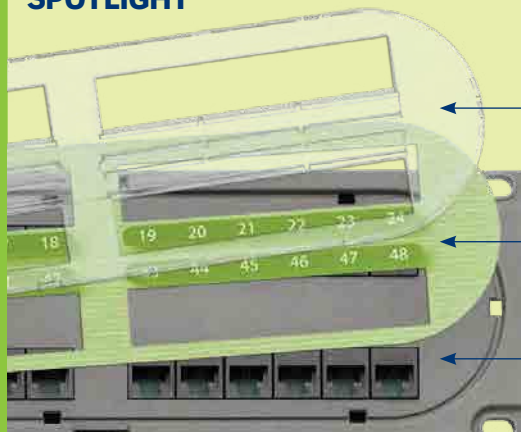
Customize composite patch panels with any design, color, or logo. Visit [Leviton.com/compositepanel](http://Leviton.com/compositepanel) to learn more.

### Flat Composite 110-Style and QuickPort® Patch Panels

Description	Cat 6	Cat 5e	Empty
2RU 48-Port Flat Composite 110-Style Panel	[A] C1686-U48	C1586-U48	—
2RU 48-Port Flat Composite QuickPort® Panel	—	—	[B] C1255-H48
2RU Blank Panel/Cable Manager	—	—	[C] C1253-2CM

All Leviton Cat 6A/6/5e Patch Panels are RoHS Compliant

### SPOTLIGHT



Protective Overlay Cover

Custom Insert

Patch Panel

### Composite Patch Panels

*Composite Patch Panels combine strength and durability with unique style and customizable faces, providing a uniform look when installed with Opt-X® Ultra® Fiber Enclosures and Versi-Duct Cable Managers.*

- Under applied force tests, the panel was 10% stronger than standard 16-gauge metal patch panels
- Panels come kitted with two patch cord managers which attach directly to the panel face, saving up to 50% rack or cabinet space and reducing obstruction of center label
- Clear label holders create a window to easily view centralized port numbers and custom designs.

## PATCH PANELS | Flat Metal QuickPort®

### Flat Metal QuickPort® Patch Panels

The QuickPort® system, Leviton's exclusive set of mix-and-match panels, connectors, wallplates, and surface-mount boxes, allows you to create the perfect mix of voice, data, video, and audio, all in a single panel. Connectors sold separately.


#### Features and Benefits

##### Flat UTP Quickport® Patch Panels

- Standard-density 24- and 48-port panels are available with white blocks or patented magnifying lens label holder
- Silk-screened port numbers on panel front
- High-density 1RU 48-port and 2RU 72-port options maximize rack space and reduce costs in high-density applications
- 1RU 48-port panel available in standard (stamped) or patented robust die-cast aluminum

##### Atlas-X1™ Flat Shielded Quickport® Patch Panels

- Shielding protects against electromagnetic interference (EMI) and radio frequency interference (RFI), and provides excellent alien crosstalk (AXT) suppression
- Include star washers and grounding lug
- High-density 1RU 48-port option maximizes rack space and reduces costs in high-density applications



#### Flat QuickPort® Patch Panels, Patch Blocks, and Accessories

Description		Cat 6A	Cat 6	Cat 5e	Empty
1RU 24-Port Flat QuickPort® Patch Panel	<b>[A]</b>	6910G-U24	69270-U24	5G270-U24	49255-H24
1RU 48-Port Flat High Density QuickPort® Patch Panel, cable management bar sold separately		—	—	—	<b>[B]</b> 49255-Q48
1RU 48-Port Flat High Density Die-Cast QuickPort® Patch Panel		—	69270-D48*	5G270-D48*	49255-D48*
2RU 48-Port Flat QuickPort® Patch Panel		6910G-U48	69270-U48	5G270-U48	49255-H48
2RU 72-Port Flat QuickPort® Patch Panel		—	—	—	<b>[C]</b> 49255-D72
1RU 24-Port Flat QuickPort® Patch Panel, magnifying lens holder		—	—	—	<b>[D]</b> 49255-L24
2RU 48-Port Flat Quickport® Patch Panel, magnifying lens holder		—	—	—	<b>[E]</b> 49255-L48
12-Port QuickPort® Patch Block, mounting bracket (item H below) sold separately, 10" H x 2.375" W		—	—	—	<b>[G]</b> 49255-Q89
12-Port QuickPort® Patch Block, extra deep, mounting bracket included, 10" H x 2.375" W		—	—	—	47689-OQP
Quickport® Patch Block 89D Mounting Bracket (mounts to item G)		—	—	—	<b>[H]</b> 40089-00D

#### Atlas-X1™ Flat Shielded Patch Panels

Description		Cat 6A	Cat 6	Cat 5e	Empty
1RU 24-Port Flat Shielded QuickPort® Patch Panel		—	—	—	4S255-S24
1RU 48-Port Flat Shielded QuickPort® Patch Panel		—	—	—	4S255-D48
2RU 48-Port Flat Shielded QuickPort® Patch Panel		—	—	—	<b>[F]</b> 4S255-S48

\* = 49005-CMB, rear cable manager not included.

Cat 6A/6/5e patch panels are kitted with black 6A10G, 61110, or 5G110 connectors. Quickport® connectors are available on pages R-2 to R-4

### Angled UTP 110-Style & QuickPort® Patch Panels

Angled patch panels are ideal for 19" rack applications, offering easy termination and improved patch cord routing. For cabinet applications, recessed-angled panels are recommended to meet minimal front depth requirements.

#### Features and Benefits

##### Angled UTP 110-Style & QuickPort® Patch Panels

- Angled design conserves rack space by routing patch cords directly into vertical cable management
- Angled design facilitates proper bend radius and simplifies termination
- 110-style angled panels include a snap-in plastic label holder and card stock labels
- Quickport® angled panels include white write-on blocks
- Cat 6A panels include patented magnifying lens label holders for easy reading

##### Atlas-X1™ Angled Shielded QuickPort® Patch Panels

- Shielding protects against electromagnetic interference (EMI) and radio frequency interference (RFI), and provides excellent alien crosstalk (AXT) suppression
- Include star washer and grounding lug
- High-density 1RU 48-port option maximizes rack space and reduces costs in high-density applications



A



B



C



D

#### Angled Patch Panels

Description	Cat 6A	Cat 6	Cat 5e	Empty
1RU 24-Port Angled 110-Style Patch Panel	6A587-U24	69587-U24	5G597-U24	—
2RU 48-Port Angled 110-Style Patch Panel	6A587-U48	<b>[A]</b> 69587-U48	5G597-U48	—
1RU 24-Port Angled QuickPort® Patch Panel	—	—	—	49256-H24
2RU 48-Port Angled QuickPort® Patch Panel	—	—	—	49256-H48
2RU 72-Port Angled QuickPort® Patch Panel	—	—	—	<b>[B]</b> 49256-D72
1RU 48-Port Angled High-Density QuickPort® Patch Panel	—	—	—	<b>[C]</b> 49256-D48

#### Atlas-X1™ Angled Shielded Patch Panels

Description	Cat 6A	Cat 6	Cat 5e	Empty
1RU 24-Port Angled Shielded QuickPort® Panel	—	—	—	4S256-S24
1RU 48-Port Angled Shielded QuickPort® Panel	—	—	—	4S256-D48
2RU 48-Port Angled Shielded QuickPort® Panel	—	—	—	<b>[D]</b> 4S256-S48

Quickport® connectors are available on pages **R-2** to **R-4**



#### Related Products

For QuickPort® connectors see pages **R-2** to **R-4**.

## PATCH PANELS | Recessed-Flat & Angled 110-Style & QuickPort®

### Recessed-Flat 110-Style & QuickPort® Panels

#### Features and Benefits

- 3" recessed design allows improved access and maintains proper cable bend radius
- All recessed-flat panels include a screwless cable management bar that fastens directly to the back of the panel
- Recessed-flat 110-style panels include patented magnifying lens label holders for easy reading



Recessed-flat patch panels are a great option for rack and cabinet installations with minimal front depth, and where rear cabinet doors are in close proximity to the back rail.

#### Recessed-Flat 110-Style & QuickPort® Patch Panels

Description	Cat 6	Cat 5e	Empty
1RU 24-Port 110-Style Recessed-Flat Panel	[A] 69586-R24	5G596-R24	—
2RU 48-Port 110-Style Recessed-Flat Panel	[B] 69586-R48	5G596-R48	—
1RU 24-Port QuickPort® Recessed-Flat Panel	—	—	[C] 49255-R24
2RU 48-Port QuickPort® Recessed-Flat Panel	—	—	[D] 49255-R48

All Leviton Cat 6A/6/5e Patch Panels are RoHS Compliant



Magnifying Lens Holder

Magnifying lens label holders improve label visibility.

### Recessed-Angled 110-Style & QuickPort® Panels

#### Features and Benefits

- Conserves rack space by routing patch cords directly into vertical cable management
- Unique dual-angled design greatly improves punchdown accessibility
- Recessed-angled 110-style panels include a snap-in plastic label holder and card stock labels

#### Recessed-Angled 110-Style & QuickPort® Patch Panels

Description	Cat 6	Cat 5e	Empty
2RU 48-Port 110-Style Recessed-Angled Panel	[E] 6W587-U48	5W597-U48	—
1RU 24-Port QuickPort® Recessed-Angled Panel	—	—	4W256-H24
2RU 48-Port QuickPort® Recessed-Angled Panel	—	—	4W256-H48
2RU 72-Port QuickPort® Recessed-Angled Panel	—	—	[F] 4W256-D72



#### Related Products

For QuickPort® connectors see pages R-2 to R-4.

## VertiGo® Zero-U QuickPort® & Opt-X® Panels

### Features and Benefits

- Zero-U panels can be mounted to a ladder tray, wire basket, under a raised floor, or onto modular furniture
- Quickport® or Opt-X® style openings for copper and fiber installations
- Low-profile design fully covers connections
- Improve cabinet center airflow by routing rear cable along outer edges
- Styles with 3" and 6" channels provide additional cable management space
- Hinged doors provide easy access to termination field
- Patented magnifying lens label holders facilitate easy reading



Watch the training video at [Leviton.com/ns/videos: "How to Mount Leviton's VertiGO Patch Panel."](http://Leviton.com/ns/videos: 'How to Mount Leviton's VertiGO Patch Panel.')

### VertiGo® Zero-U Patch Panels

Description	Empty
<b>[A]</b> 12-Port QuickPort® VertiGo® Panel, panel only	49280-QP0
<b>[B]</b> 12-Port QuickPort® VertiGo® Panel, 3" channel	49280-QP3
<b>[C]</b> 12-Port QuickPort® VertiGo® Panel, 6" channel	49280-QP6
<b>[D]</b> Opt-X® Adapter Plate VertiGo® Panel, panel only	49280-AP0
<b>[E]</b> Opt-X® Adapter Plate VertiGo® Panel, 3" channel	49280-AP3
<b>[F]</b> Opt-X® Adapter Plate VertiGo® Panel, 6" channel	49280-AP6

Contact Inside Sales at 800.722.2082 for custom VertiGo® configurations. Channel not available separately




### SPOTLIGHT

#### VertiGo® Zero-U Patch Panels > Unparalleled Flexibility

*Patented VertiGO Zero-U Patch Panels offer unprecedented versatility for a wide range of installations. In data centers where left- or right-side cabinet installation is ideal, VertiGO can share mounting hardware with servers or other existing equipment. Where traditional cabinet space is lacking, VertiGO can be mounted to a ladder tray, wire basket, directly to the wall, under a raised floor, or even onto modular furniture.*

*VertiGO addresses three major data center issues: density, cooling, and appearance. Mounting vertically along a back cabinet rail allows more terminations than would otherwise be possible. Cables can be routed along the cabinet outer edges to improve airflow. The low-profile design fully covers the connections, providing the clean look data center managers seek.*



#### Related Products

For QuickPort® connectors **see pages R-2 to R-4.**  
For Opt-X® adapter plates **see pages R-48 to R-49.**

## PATCH PANELS | Telco Data & Voice Grade Panels/Labeling Solutions

### Telco Data & Voice Grade Panels

#### Features and Benefits

##### Data Grade Panels

- 8P8C Data Grade Panel supports 10/100BASE-T applications
- Features 25-pair female Amphenol™ RJ-21X connectors

##### Voice Grade Panels

- 110-style or female 25-pair configurations
- Unique label delineates 1-, 2-, 4-, or 25-pair termination options
- 25th pair (violet/slate) is not used in 25-pair style panels

#### RJ-21X Connectors Per Panel

Telco and Voice Grade Panels		
Cat. No.	24-Port	48-Port
49012	1	2
49014	2	4
49018	4	8



A-C



D

#### Data Grade Patch Panels

Description	1RU 24-Port	2RU 48-Port
8P8C Panel, one 25-pair connector per 6 ports (supports 10/100BASE-T), 4 wire-pairs per port	<b>[A]</b> 49018-J24	49018-J48

#### Voice Grade Patch Panels

Description	1RU 24-Port	2RU 48-Port
8P4C Panel, 110 termination, 2 wire-pairs per port	<b>[B]</b> 49013-P24	<b>[D]</b> 49013-P48
8P4C Panel, two 25-pair connectors per 24 ports, 2 wire-pairs per port	49014-J24	<b>[C]</b> 49014-J48
8P2C Panel, one 25-pair connector per 24 ports, 1 wire-pair per port	49012-J24	49012-J48

### Patch Panel Labeling Solutions

#### Features and Benefits

- Universal/110-style labeling kits for 12-, 24-, 48-, and 96-port panels
- QuickPort® kits available for 24-, 32-, and 48-port panels
- Label holders include adhesive backing



E



F



G

#### Patch Panel Labeling Solutions

Description	Cat. No.
<b>[E]</b> Adhesive Holder and Labels Kit for QuickPort® Panels (supports 24 ports)	49257-QHD
<b>[F]</b> Adhesive Holder and Labels Kit for 110-Style Panels (supports 24 ports)	49257-I24
<b>[G]</b> Designation Kit Replacement for 110-Style Panels (supports 24 ports)	69585-IDL

### 110-Style Wiring Products

#### Features and Benefits

##### Cat 6A 110-Style Wiring Blocks

- Supports high-frequency data signals up to 500 MHz
- Can be used as a consolidation point (CP) in a TIA-defined 90-meter permanent link
- Designed to mitigate alien crosstalk (AXT)
- Independently tested and verified by Intertek (ETL) to meet all TIA component, permanent link, and channel requirements
- Available in 64-pair wall-mount block

##### Cat 6 110-Style Wiring Products

- Support voice, data, and security applications
- Wall-mount wiring block kits available in 96-, 192-, and 288-pairs
- 110-style patch cords in 110-110 and 110-T568A/B configurations
- Connector clips withstand 200 reterminations



A



B



C-E



F,G



H



I



J

#### Cat 6A 110-Style Wall-Mount Wiring Block Kits

Description	64-Pair
eXtreme® Cat 6A 110-Style Wiring Block, wall-mount w/ legs and C-4 clips*	<b>[A]</b> 41D6A-1F4

#### Cat 6 110-Style Wiring Block Kits (with C-4 Clips)

Description	96-PAIR	192-PAIR	288-PAIR
eXtreme® Cat 6 110-Style Wiring Block, wall-mount w/o legs	41NB6-1F4	—	—
eXtreme® Cat 6 110-Style Wiring Block, wall-mount w/legs*	<b>[B]</b> 41AB6-1F4	—	41AB6-3F4
eXtreme® Cat 6 110-Style Wiring Block, rack-mount	<b>[C]</b> 41DR6-1F4	<b>[D]</b> 41DR6-2F4	<b>[E]</b> 41DR6-3F4

#### Cat 6 110-Style Patch Cords

Description	1-Foot	2-Foot	3-Foot	5-Foot	7-Foot	10-Foot
<b>[F]</b> Cat 6 110 to 110 Patch Cord	62240-01S	62240-02S	62240-03S	62240-05S	62240-07S	62240-10S
<b>[G]</b> Cat 6 110 to T568B Patch Cord	6234B-01S	—	6234B-03S	6234B-05S	6234B-07S	6234B-10S

#### Cat 6 110-Style Connector Clips

Description	Cat. No.
<b>[H]</b> eXtreme® Cat 6 C-4 Clips (bag of 10)	69104-IDC

#### 110-Style Labeling Solutions


Description	Cat. No.
<b>[I]</b> Cat 6 Label Kit, 6/kit	41LBL-60W
<b>[J]</b> Label Holder, 6/kit	41100-HLD

\*Cat 6A/6 110-Style wiring block stand-off legs are non-removable. Legs not sold separately for Cat 6A/6 wiring blocks

### Cat 5e 110-Style Wiring Products

#### Features and Benefits

- Wall-mount bases available in 50- and 100-pair with or without legs
- 300-pair bases include stand-off legs, labels, and label holders
- Kits include bases, connecting blocks, labels, and holders
- Rack-mount units are for 100-, 200-, and 300-pair densities
- Patch cords in 110-110 and 110-T568A/B configurations
- 110-style wiring cable management available (see page **R-34**)



R

Network Infrastructure Solutions



### Cat 5e 110-Style Wall-Mount Wiring Block Kits

Description	C-4 Clips	C-5 Clips
Cat 5e 110-Style Wall-Mount Wiring Block Kit, w/ legs, 100-pair*	41AB2-1F4	41AB2-1F5
Cat 5e 110-Style Wall-Mount Wiring Block Kit, w/o legs, 100-pair	—	41NB2-1F5
Cat 5e 110-Style Wall-Mount Wiring Block Kit, w/ legs, 300-pair*	41AB2-3F4	41AB2-3F5

### Cat 5e 110-Style Wall-Mount Wiring Blocks

Description	50-Pair	100-Pair	300-Pair
Cat 5e 110-Style Wall-Mount Wiring Block, w/ legs*	41AW1-050 <b>[B]</b>	41AW2-100 <b>[A]</b>	41AW2-300
Cat 5e 110-Style Wall-Mount Wiring Block, w/o legs	41DW1-050 <b>[C]</b>	41DW2-100	—
Cat 5e 110-Style Wall-Mount Wiring Base, w/o legs**	41DW1-589	—	—

### Cat 5e 110-Style Rack-Mount Kits

Description	C-4 Clips	C-5 Clips
Cat 5e 110-Style Rack-Mount Wiring Block Kit, 100-pair, 1RU	41DBR-1F4	41DBR-1F5
Cat 5e 110-Style Rack-Mount Wiring Block Kit, 200-pair, 2RU	41DBR-2F4	41DBR-2F5
Cat 5e 110-Style Rack-Mount Wiring Block Kit, 300-pair, 3RU	41DBR-3F4	41DBR-3F5

### Cat 5e 110-Style Rack-Mount Wiring Blocks

Description	100-Pair	200-Pair	300-Pair
Cat 5e 110-Style Rack-Mount Wiring Block	<b>[D]</b> 41DR2-100	<b>[E]</b> 41DR2-200	<b>[F]</b> 41DR2-300

### Rack-Mount Manager

Description	Cat. No.
Rack-Mount Horizontal Cord Manager	<b>[G]</b> 41D1R-HCM

### Cat 5e 110-Style Patch Cords

Description	1-Foot	2-Foot	3-Foot	5-Foot	7-Foot	10-Foot
Cat 5e 110 to 110 Patch Cord, 4 pair	<b>[H]</b> 5G240-01S	5G240-02S	5G240-03S	5G240-05S	5G240-07S	5G240-10S
Cat 5e 110 to 568A Patch Cord, 4 pair	<b>[I]</b> 5G34A-01S	5G34A-02S	5G34A-03S	5G34A-05S	5G34A-07S	5G34A-10S
Cat 5e 110 to 568B Patch Cord, 4 pair	5G34B-01S	5G34B-02S	5G34B-03S	5G34B-05S	5G34B-07S	5G34B-10S

### Cat 5e 110-Style Connector Clips

Description	C-3 Clips	C-4 Clips	C-5 Clips
Cat 5e 110-Style Connector Clips (bag of 10)	49103-IDC	<b>[J]</b> 49104-IDC	<b>[K]</b> 49105-IDC
Cat 5e 110-Style Connector Clips (bag of 50)	—	49104-I50	—

### Cat 5e 110-Style Wiring Block Accessories

Description	Cat. No.
Cat 5e 110-Style legs (2 ea) (for use with 41DW1 only)	410L2-050
Cat 5e 110-Style legs (2 ea) (for use with 41DW2 only)	410L2-100
110-Style Horizontal Cord Manager w/o legs	<b>[L]</b> 41D10-HCM
110-Style Horizontal Cord Manager w/ legs*	<b>[M]</b> 41A10-HCM

\*Category 5e 110-style wiring block stand-off legs are non-removable.

\*\*89D Brackets (40089-00D), sold separately, see page **R-26**

### 110-Style Labeling Solutions

Description	Cat. No.
Cat 5e Label Kit, 6/kit	<b>[N]</b> 41LBL-00W
Label Holder, 6/kit	<b>[O]</b> 41100-HLD



#### Related Products

For 89D Brackets (40089-00D) see page **R-26**.

### Wall-Mount Cord Managers & 110-Style Products

#### Features and Benefits

- Vertical cord managers help route patch cords in high-density applications
- Basic wall-mount unit features 300-pair capacity
- Extension kits add up to 600 extra pairs
- Rear cable channel, side slots, horizontal cord managers, and bottom cable tray included
- Horizontal rack-mount cord organizer available



Basic Mounting Frame Kits include three 100-pair bases, mounting frame, cable tray, connector blocks, three horizontal cord managers, label strip holders, and white label strips.

#### Vertical Cord Managers and 110-Style Wall-Mount Wiring Products

Description	Cat. No.
<b>[A]</b> 300-Pair Basic Mounting Frame Unit (sheet metal frame and bottom cable tray only)	41MB2-SMF
<b>[B]</b> 300-Pair Extension Mounting Frame Unit (sheet metal frame only)	41MB2-SME
Basic Mounting Frame Kit, three 100-pair bases, mounting frame, cable tray, 75 C-4 connector blocks, three horizontal cord managers, label strip holders, and white label strips	41MB2-3F4
Basic Mounting Frame Kit, three 100-pair bases, mounting frame, cable tray, 60 C-5 connector blocks, three horizontal cord managers, label strip holders, and white label strips	41MB2-3F5
Extension Mounting Frame Kit, three 100-pair bases, mounting frame, 60 C-4 and 12 C-5 connector blocks, three horizontal cord managers, label strip holders, and white label strips	41MB2-EXT
<b>[C]</b> 300-pair Vertical Cord Manager Basic Unit, includes bottom cable tray	41880-300
<b>[D]</b> 300-pair Vertical Cord Manager Extension Unit	41880-EXT



A, B



C, D

### 66 Blocks & Mini Patch Panels

#### Features and Benefits

##### 66 Connecting Blocks

- Install individually or in pairs in cross-connect system
- High-impact fire retardant UL 94V-0 plastic
- Phosphor bronze quick-connect insulation displacement 66-clips
- 25- and split 50-pair styles
- Accessories include covers, brackets, wire distribution spools, adapters, and bridging clips

##### Surface-Mount Mini Patch Panels

- Excellent for tight spaces and simple breakout patching
- Combine two or more panels for inline cross connect
- Use with 25-pair cable assemblies
- Wall-mountable



A



B



C



D



E



F, G



H



I



J, K



L, M

#### 66 Connecting Blocks

Description	Cat. No.
<b>[A]</b> M-Block: 25-pair [66M1-25]* 10" H x 3 5/16" W x 1 3/16" D	40066-M25
Split M-Block: 50-pair [66M1-50]* 10" H x 3 5/16" W x 1 3/16" D	40066-M50
<b>[B]</b> M-Block, female connector [66M1-50W]* 10" H x 3 5/16" W x 1 3/16" D	40066-OMW
<b>[C]</b> M-Block, female and male connectors [66M1-50W2]* 10" H x 3 5/16" W x 1 3/16" D	40066-MW2
<b>[D]</b> Connectorized Demarc Block [66M1-50R]* 10" H x 3 13/32" W x 2 3/4" D, female Amphenol™	40066-OMR

#### Bridging Clips

<b>[E]</b> Bridging Clips (SA-1) (50 per package)	40067-0BC
---	-----------

#### Hinged Covers and Snap-On Covers

Snap-on Cover for M-Blocks: [66MC-4]* 9 15/16" H x 2 5/16" W x 5/16" D	40050-MCV
<b>[F]</b> Hinged Cover for M-Blocks: gray [66MC4LH-G]* 10" H x 2 7/16" W x 3/4" D	40050-MHG
<b>[G]</b> Hinged Cover for Demarc Blocks: orange [66MC4LH-O]* 10" H x 2 7/16" W x 3/4" D	40050-MHO

#### Bracket for M Blocks and Connector Mounting

<b>[H]</b> M-Block Bracket for Connector Mounting: [89-D/QuickPort® Blocks]* 10" H x 3 13/32" W x 1 1/2" D	40089-00D
--	-----------

#### [I] Modular Adapters

2-Position Modular Adapter [Tap-2]* - Converts two 66-clip contacts into 6P2C modular connector	40072-0T2
4-Position Modular Adapter [Tap-4]* - Converts four contacts into 6P4C modular connector	40072-0T4
6-Position Modular Adapter [Tap-6]* - Converts six contacts into 6P6C modular connector	40072-0T6
8-Position Modular Adapter, T568B wiring [Tap™-8]* - Converts eight contacts into 8P8C non-keyed modular connector	40072-0T8

#### Wire Distribution Spools

<b>[J]</b> Wire Distribution Spool [20-A]* 1 3/4" Dia. x 3" H	40054-0DS
<b>[K]</b> Wire Distribution Spool with screw [20-B]* 1 3/4" Dia. x 3" H	40054-DSS

#### Surface-Mount Mini Patch Panels

<b>[L]</b> 25 6-position 2-Conductor [RJ-11]* FCC Spec Jacks, connected to a circuit board with one male 25-pair connector	41600-00I
<b>[M]</b> 25 6-position 2-Conductor [RJ-11]* FCC Spec Jacks, connected to a circuit board with two bridged 25-pair connectors	41620-00I
Mounting Magnets (20 per package)	49200-00M


\*Numbers in brackets refer to industry product designation

## AV CONNECTIVITY | QuickPort® AV Connector & Adapters

### AV Connectors, Adapters, & Inserts

#### Features and Benefits

- HDMI® connector works with HDMI® Type A connectors
- Binding Post and Banana Jack connectors are excellent for advanced audio
- QuickPort® blanks secure unused ports in wallplates and housings for future expansion
- 3.5 mm Stereo Adapter facilitates classroom, workstation, and computer audio applications
- Use BNC connectors for commercial CCTV or commercial video signals
- S-video for enhanced video streams available in feedthrough and 110 termination
- Decora® wallplate inserts with HDMI® and DVI connections provide high-definition video with in-wall wiring



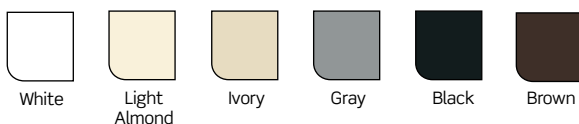
#### QuickPort® AV Connectors and Adapters

Description	White	Lt. Almond	Ivory	Gray	Black	Brown
<b>[A]</b> HDMI® Connector, feedthrough	40834-00W	40834-00T	40834-00I	—	40834-00E	—
<b>[B]</b> USB A/A Connector, feedthrough	40835-00W	—	40835-00I	40835-00G	—	—
<b>[C]</b> 3.5 mm Stereo Adapter, screw terminal	40839-SWS	—	40839-SIS	—	—	—
<b>[D]</b> Blank Insert (pack of 10)	41084-BWB	41084-BTB	41084-BIB	41084-BGB	41084-BEB	41084-BBB
<b>[E]</b> Banana Jack Connector, red stripe, feedthrough	40837-BWR	40837-BTR	40837-BIR	—	—	—
<b>[F]</b> Banana Jack Connector, black stripe, feedthrough	40837-BWE	40837-BTE	40837-BIE	—	—	—
<b>[G]</b> Binding Post Connector, red stripe, feedthrough	40833-BWR	40833-BTR	40833-BIR	—	40833-BER	40833-BBR
<b>[H]</b> Binding Post Connector, black stripe, feedthrough	40833-BWE	40833-BTE	40833-BIE	—	40833-BEE	40833-BBE
<b>[I]</b> BNC Connector, nickel-plated, feedthrough	41084-BWF	41084-BTF	41084-BIF	41084-BGF	41084-BEF	41084-BBF
<b>[J]</b> BNC Connector, gold-plated, feedthrough	40832-0BW	40832-0BT	40832-0BI	—	—	—
<b>[K]</b> S-Video Connector, feedthrough	40734-CVW	—	40734-CVI	—	—	—
<b>[L]</b> S-Video Adapter, 110 termination	40734-SVW	40734-SVT	40734-SVI	40734-SVG	40734-SVE	—

#### QuickPort® AV Inserts, Decora®

<b>[M]</b> HDMI® Insert, feedthrough	41647-00W	—	41647-00I	—	—	—
<b>[N]</b> DVI Insert, feedthrough	41648-00W	—	41648-00I	—	—	—
<b>[O]</b> Brush Insert, Passthrough	41075-DBW	—	—	—	—	—

**Color Choices** QuickPort® AV connectors are offered in a wide range of colors.



## Feedthrough & 110-Style RCA & F-Connectors

Leviton carries a comprehensive selection of RCA and F-connectors in both feedthrough and 110 termination. Body colors match Leviton housings; barrel colors are industry standard.

### Features and Benefits

- RCA Connectors use standard identification colors for component and composite video
- Coax F-Connector are SCTE-compliant and support signals up to 3 GHz



A



B



C



D

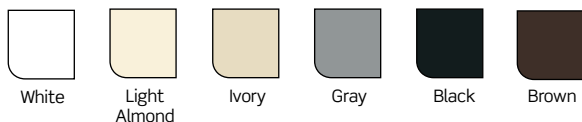
### QuickPort® Feedthrough RCA and F-Connectors (for RCA & Coax Cable)

Description	White	Lt. Almond	Ivory	Gray	Black	Brown
<b>[A]</b> RCA Connector, gold-plated w/black stripe, feedthrough	40830-BWE	40830-BTE	40830-BIE	40830-BGE	40830-BEE	40830-BBE
RCA Connector, gold-plated w/red stripe, feedthrough	40830-BWR	40830-BTR	40830-BIR	40830-BGR	40830-BER	40830-BBR
RCA Connector, gold-plated w/yellow stripe, feedthrough	40830-BWY	40830-BTY	40830-BIY	—	—	—
RCA Connector, gold-plated w/green stripe, feedthrough	40830-BWV	—	40830-BIV	—	—	—
RCA Connector, gold-plated w/blue stripe, feedthrough	40830-BWL	—	40830-BIL	—	—	—
<b>[B]</b> F-Connector, nickel-plated feedthrough	41084-FWF	41084-FTF	41084-FIF	41084-FGF	41084-FEF	41084-FBF
<b>[C]</b> F-Connector, gold-plated, feedthrough	40831-OBW	40831-OBT	40831-OBI	—	—	—

### QuickPort® 110-Style RCA Connectors (for Cat 6 or Cat 5e Cable)

Description	White	Lt. Almond	Ivory	Gray	Black	Brown
<b>[D]</b> RCA Connector, gold-plated w/red barrel, 110 termination	40735-RRW	40735-RRT	40735-RRI	40735-RRG	40735-RRE	—
RCA Connector, gold-plated w/white barrel, 110 termination	40735-RWW	40735-RWT	40735-RWI	40735-RWG	40735-RWE	—
RCA Connector, gold-plated w/yellow barrel, 110 termination	40735-RYW	40735-RYT	40735-RYI	40735-RYG	40735-RYE	—
RCA Connector, gold-plated w/green barrel, 110 termination	40735-RVW	—	40735-RVI	—	—	—
RCA Connector, gold-plated w/blue barrel, 110 termination	40735-RLW	—	40735-RLI	—	—	—
RCA Connector, gold-plated w/orange barrel, 110 termination	40735-ROW	40735-ROT	40735-ROI	40735-ROG	40735-ROE	—

**Color Choices** QuickPort® AV connectors are offered in a wide range of colors.



## AV CONNECTIVITY | RCA & F-Style AV Connectors

### Compression & Crimp-On F-Connectors

Leviton compression and crimp-on connectors are ideal for more specialized AV applications. Compression connectors offer an airtight seal and secure fitting for increased cable retention. Crimp-on connectors are an economical solution for less demanding applications.

#### Features and Benefits

- Leviton compression and crimp-on connectors are ideal for more specialized AV applications
- Compression connectors offer an airtight seal and secure fitting for increased cable retention
- Crimp-on connectors are an economical solution for less demanding applications




#### Compression & Crimp-On F Connectors

Description	RG-59 Cable	RG-6 Cable	RG-6 Quad Shield
RCA Compression Connector (colored rings included)	—	—	[A] 40985-CRU
Compression F-Connector (colored rings included)	—	—	[B] 40985-CPF
F-Connectors, one-piece crimp-on (bag of 100)	[C] 40985-1P9	[D] 40985-1P6	[E] 40985-0Q6

#### SPOTLIGHT

#### Plenum-Rated Surface-Mount Quickport® Boxes

One- and two-port Surface-Mount Quickport® Boxes are plenum rated, making them ideal for housing Quickport® connectors in air handling spaces above a drop ceiling. The low profile boxes contain knockouts to accommodate raceway and cable entry, and can be mounted to Leviton In-Ceiling Brackets that attached to standard drop wires or rods. Learn more on page R-10.



#### Related Products

For master compression and crimping tools see page R-42.

### Multimedia Outlet System (MOS)

The innovative Multimedia Outlet System (MOS) consists of a surface-mount box and single- and dual-gang wallplates that accept a variety of copper, fiber, and AV connectors. The system is ideal for multimedia applications in conference rooms, training rooms, classrooms, auditoriums, and other areas.



#### MOS Surface-Mount Box and Wallplate Housings

Description	White	Lt. Almond	Ivory	Gray	Black	Stainless
<b>[A]</b> Single-Gang Wallplate	41290-SMW	41290-SMT	41290-SMI	41290-SMG	41290-SME	41290-SMS
<b>[B]</b> Dual-Gang Wallplate	41290-DMW	41290-DMT	41290-DMI	41290-DMG	41290-DME	41290-DMS
<b>[C]</b> Three-Gang Wallplate	—	—	—	—	—	41290-TMS
<b>[D]</b> Surface-Mount Box*, 3-unit w/Fiber Storage	41296-MMW	41296-MMT	41296-MMI	41296-MMG	41296-MME	—
<b>[E]</b> Surface-Mount Housing, holds one 1-unit high module	4M089-1WM	4M089-1IM	4M089-1TM	4M089-1GM	4M089-1EM	—
<b>[F]</b> Fiber Storage/Spacer Ring**	41290-DRW	—	41290-DRI	41290-DRG	41290-DRE	—
<b>[G]</b> Decora® Insert, holds one 1-unit high module	41649-00W	41649-00T	41649-00I	41649-00G	41649-00E	—

\* = Surface-mount box is not compatible with 41295-Vxx, 41292-Dxx, and 41292-Axx.

\*\* = Dual-gang only



#### Multimedia Outlet System AV connector modules (All modules are 1-unit high unless noted otherwise)

Description	White	Lt. Almond	Ivory	Gray	Black
<b>[H]</b> VGA PC Module, 110-style termination*	41295-VPW	41295-VPT	41295-VPI	41295-VPG	—
<b>[I]</b> VGA Monitor Module, 110-style termination*	41295-VMW	41295-VMT	41295-VMI	41295-VMG	—
<b>[J]</b> VGA/HD15 Module, screw terminal	41295-HDW	—	41295-HDI	—	—
<b>[K]</b> VGA/HD15 Module, feedthrough	41293-HDW	41293-HDT	41293-HDI	41293-HDG	41293-HDE
VGA/HD15 Module, empty	41291-DBW	—	41291-DBI	41291-DBG	41291-DBE
<b>[L]</b> RCA Component Video Module, 110-style termination (red, green, blue)	41292-DEW	41292-DET	41292-DEI	—	—
<b>[M]</b> RCA Composite Video Module, 110-style termination (red, white, yellow)	41292-AEW	41292-AET	41292-AEI	—	—
<b>[N]</b> 3-Port RCA Module (red, black, yellow), feedthrough	41292-3RW	41292-3RT	41292-3RI	41292-3RG	41292-3RE
<b>[O]</b> 3-Port RCA Module (red, green, blue), feedthrough	41292-3DW	41292-3DT	41292-3DI	41292-3DG	41292-3DE
<b>[P]</b> HDM® Module, feedthrough	41290-HDW	41290-HDT	41290-HDI	41290-HDG	41290-HDE
<b>[Q]</b> speakON® Connector, 4-pole, screw terminal**	—	—	—	—	41297-SP4
<b>[R]</b> XLR Connector, 3-pole, screw terminal**	—	—	—	—	41297-XL3

\* = 110-Style VGA modules require both PC and Monitor modules used in pairs to operate. This applies to F and G only.


\*\* = 1.5-units high. speakON and XLR Connectors must be installed in 1.5-unit high MOS Passthrough Module (41297-2Px)

Continued on next page

## AV CONNECTIVITY | Multimedia Outlet System

Continued from previous page

### Multimedia Outlet System (MOS)



#### MOS Fiber Inserts

Description	White	Ivory	Gray	Black
<b>[A]</b> 1 Duplex SC, zirconia ceramic, SM/M, blue, (1-unit high)	41291-2CW	41291-2CI	41291-2CG	41291-2CE
<b>[B]</b> 1 Duplex SC, zirconia ceramic, SM/MM, blue, 45° exit (1.5-units high)	41294-2CW	41294-2CI	41294-2CG	41294-2CE
<b>[C]</b> 1 Duplex SC, zirconia ceramic, SM/MM, blue, 45° exit (2-units high)	41292-2CW	41292-2CI	41292-2CG	41292-2CE
<b>[D]</b> 2 Duplex SC, zirconia ceramic, SM/MM, blue, 45° exit (3-units high)	41293-4CW	41293-4CI	41293-4CG	41293-4CE
1 Duplex ST, zirconia ceramic, SM, (1-unit high)	41291-ZTW	41291-ZTI	41291-ZTG	41291-ZTE
<b>[E]</b> 1 Duplex ST, phosphor bronze, MM, (1-unit high)	41291-2TW	41291-2TI	41291-2TG	41291-2TE
1 Duplex ST, zirconia ceramic, SM, 45° exit (1.5-units high)	41294-ZTW	41294-ZTI	41294-ZTG	41294-ZTE

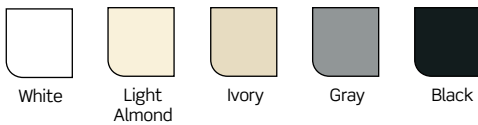
For multimode SC adapters in beige, blue, or aqua housing, please contact inside sales at 800.722.2082



#### Multimedia Outlet System QuickPort® Adapters and Blank Modules

Description	White	Lt. Almond	Ivory	Gray	Black
<b>[F]</b> 1-Port QuickPort® Module (1 unit high)	41291-1MW	41291-1MT	41291-1MI	41291-1MG	41291-1ME
<b>[G]</b> 2-Port QuickPort® Module (1 unit high)	41291-2QW	41291-2QT	41291-2QI	41291-2QG	41291-2QE
<b>[H]</b> 2-Port Angled QuickPort® Module (1.5 units high)	41294-2QW	41294-2QT	41294-2QI	41294-2QG	41294-2QE
<b>[I]</b> Passthrough Module (1.5-units high)	41297-2PW	41297-2PI	41297-2PT	41297-2PG	41297-2PE
<b>[J]</b> Blank Module (0.5 units high)	41295-5BW	41295-5BT	41295-5BI	41295-5BG	41295-5BE
<b>[K]</b> Blank Module (1 unit high)	41291-1BW	41291-1BT	41291-1BI	41291-1BG	41291-1BE
<b>[L]</b> Blank Module (1.5 units high)	41294-2BW	41294-2BT	41294-2BI	41294-2BG	41294-2BE
<b>[M]</b> Blank Module (2 units high)	41292-2BW	41292-2BT	41292-2BI	41292-2BG	41292-2BE

**Color Choices** Multimedia outlet system housings are offered in five colors.



R

Network Infrastructure Solutions



## Termination & Cutting Tools

### Features and Benefits

#### Palm Termination Tool

- Overmolded ergonomic soft grip
- Easy-to-see wiring labels
- Connector holders provide stability for punchdown
- Incorporated retainer supports cable during termination
- Integrated holes allow rack-mounting of the Palm Tool for patch panel terminations
- Compatible with eXtreme® and GigaMax® Cat 6A/6/5e and AV connectors

#### Multi-Pair Termination Tool

- Designed for 110-style wiring blocks
- High-impact, spring-loaded handle for one-punch termination of multiple pairs
- “Blade-in” and “blade-out” options
- Includes 4-pair, Cat 6 head
- Cat 5e and 6 heads available individually

#### Wire Punchdown/Termination Tool

- Punches and trims each wire with just a single push of the handle
- Adjustable impact setting for minimal physical effort
- Spare blade storage in handle chamber
- Available in 110 IDC and 66 IDC
- Terminate 22-, 24-, or 26-gauge wire

#### Cutting Tools

- Klein Tools® Electrician's Scissors are excellent for cutting and stripping copper cable as well as trimming center splines and rip cords
- Klein Tools® Flush Cutter neatly trims individual cable wires flush to connector body to prevent shorts in metal housings (recommended for shielded connectors)



### Termination Tools and Blades

Description	Cat. No.
<b>[A]</b> Palm Termination Tool	47615-PTT
<b>[B]</b> Wire Punchdown/Termination Tool (blades sold separately)	49553-814
<b>[C]</b> 110 IDC Blade	49553-110
<b>[D]</b> 66 IDC Blade	49553-066

### Multi-Pair Termination Tools and Accessories

Description	Cat. No.
<b>[E]</b> Mass Termination Multi-Pair Tool Handle with Cat 6, 4-pair head	49553-TTH
Mass Termination Replacement Head, Cat 6, 4-pair	49553-64H
Mass Termination Replacement Head, Cat 5e, 5-pair	49553-55H

### Cutting Tools

Description	Cat. No.
<b>[F]</b> Klein Tools® Electrician's Scissors	49886-SIS
<b>[G]</b> Klein Tools® Flush Cutter (must be ordered in increments of 5)	49886-FCS

### Testing Tool

#### Features and Benefits

##### Tone Test Set

- Low-voltage tester for continuity, shorts, and opens
- Talk battery for a communications line on a vacant pair
- Identifies tip and ring polarity, and line condition for clear line with dial tone, busy line, and ringing line
- Generates continuous or warble tone to trace pairs and locate broken pairs/cables in walls — use with Inductive Speaker Probe (below)

##### Inductive Speaker Probe

- Detects audible frequency tones for accurate tracing and identification of wires, cables, and metallic circuits

##### Modular Plug Breakout Adapter

- For testing any 6- or 8-position modular jack
- Works with the Tone Test Set



A



B



C



D

#### Tone Test Set, Inductive Speaker Probe and Kits

Description	Cat. No.
<b>[A]</b> Tone Test Set (includes 9-volt battery)	49560-TTS
<b>[B]</b> Inductive Speaker Probe (includes 9-volt battery, one duckbill tip, and one needlepoint tip)	49561-SSP
<b>[C]</b> Kit containing one Tone Test Set with Belt Holster, and one Inductive Speaker Probe with Belt Holster	49562-TSK

#### Modular Plug Breakout Adapter

Description	Cat. No.
<b>[D]</b> Modular Plug Breakout Adapter	40070-MDP

### Coaxial Connection Tools

#### Features and Benefits

##### Coaxial Connector Tools

- Crimp coax onto RG-59 or RG-6 cables
- Rugged metal construction with cushioned handles

##### Master Compression Tool

- Terminates all Leviton coaxial compression connectors, including RCA and F-connectors
- Radial-style crimp compresses uniformly around connector body


#### Coaxial Connector Tools

Description	Cat. No.
Crimping Tool for Coaxial Connectors	40988-000
<b>[E]</b> Master Compression Tool	40989-CPT



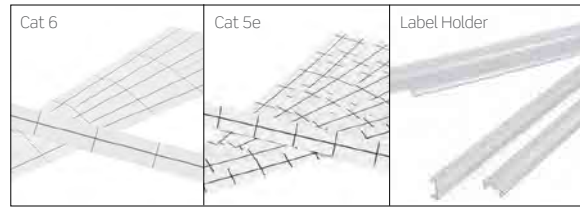
E

## Labeling Solutions



Work Area Labeling Solutions	
Description	Cat. No.
<b>[A]</b> QuickPort® Shutter Kit (50 shutters)	51084-ICN
White Label Kit	51084-XLB
<b>[B]</b> Color Label Kit includes gray, orange, red, yellow, green, blue, purple, and brown (2 sheets of each color)	51084-CLB
<b>[C]</b> Labels and Windows for Wallplates & Housings on page <b>R-4</b>	41080-IDW
Labels and Windows for Stainless-Steel and Angled Wallplates on pages <b>R-5</b> and <b>R-6</b>	43080-IDW
Pre-printed Port Labels, black ink, 10 sheets per package	41080-LEB
Patch Panel Labeling Solutions	
Description	Cat. No.
<b>[D]</b> Adhesive Holder and Labels Kit for Quickport® Panels (supports 24 ports)	49257-QHD
<b>[E]</b> Adhesive Holder and Labels Kit for 110-Style Panels (supports 24 ports)	49257-I24
<b>[F]</b> Designation Kit Replacement for 110-Style Panels (supports 24 ports)	69585-IDL

110-STYLE LABELING SOLUTIONS	
Description	Cat. No.
Cat 6 Label Kit, 6/kit	41LBL-60W
Cat 5e Label Kit, 6/kit	41LBL-00W
Label Holder, 6/kit	41100-HLD



### SPOTLIGHT

#### Leviton Palm Termination Tool

Use the Leviton Palm Termination Tool (page **R-41**) to quickly and easily punchdown connectors at the job site. The Palm Tool was designed with contractor input and offers an ergonomic comfort grip, increased connector stability, and integrated holes that allow rack mounting for Quickport® panel terminations. The Palm Tool is compatible with extreme and GigaMax® Cat 6A/6/5e and Quickport® AV connectors.




## Opt-X® 1000i 1RU/2RU/3RU/4RU Enclosures

### Features and Benefits

- Sliding tray glides forward (with stop) and backward, and removes (1RU, 2RU) for easy field terminations and splicing
- 15" depth for high-density fiber termination and/or splicing
- Constructed of 16-gauge steel, powder-coated black
- 19" or 23" enclosure rack-mount option (23" 1RU mounting bracket sold separately)
- Enclosures protrude 4.5" from mounting ears to align with Versi-Duct® Cable Management System
- Accepts Opt-X® adapter plates
- Locking door option available on front, rear, or both doors
- Accessory kit consists of cable ties, mounting ear screws, and port ID label
- Custom Make-to-Order! enclosures available at [leviton.com/configurator](http://leviton.com/configurator)

### RECOMMENDED APPLICATIONS:

- Equipment Rooms
- Telecommunications Rooms
- 19" and 23" Racks and Cabinets



### Opt-X® 1000i Rack-Mount Enclosures

Description	Cat. No.
<b>[A]</b> Opt-X® 1000i, 1RU Enclosure, empty	5R1UM-F03
<b>[B]</b> Opt-X® 1000i, 1RU Enclosure, empty, with sliding tray	5R1UM-S03
<b>[C]</b> Opt-X® 1000i, 2RU Enclosure, empty	5R2UM-F06
Opt-X® 1000i, 2RU Enclosure, empty, with sliding tray	5R2UM-S06
Opt-X® 1000i, 3RU Enclosure, empty (horizontal adapter plate/orientation)	5R3UM-F09
<b>[D]</b> Opt-X® 1000i, 3RU Enclosure, empty (vertical adapter plate/orientation)	5R3UM-F12
<b>[E]</b> Opt-X® 1000i, 4RU Enclosure, empty (vertical adapter plate/orientation)	5R4UM-F12
Opt-X® 1000i, 4RU Enclosure, empty (horizontal adapter plate/orientation)	5R4UM-F15

### Opt-X® 1000i Rack-Mount Enclosure Density

Rack Unit	Fibers (Using LC)	Adapter Plate	Splice Trays*
1RU	72	Up to 3	Up to 3
2RU	144	Up to 6	Up to 6
3RU	216	Up to 9 (horizontal adapter plate/orientation)	Up to 12
3RU/4RU	288	Up to 12 (vertical adapter plate/orientation)	Up to 12
4RU	360	Up to 15 (horizontal adapter plate/orientation)	Up to 12

\*Maximum splice tray capacity is limited by height of selected splice tray

## Opt-X® 500i Flush-Mount Rack Enclosures

### Features and Benefits

- Flush-mount adapter bulkhead makes moves, adds, and changes easy
- One-piece removable cover allows for complete accessibility to the back of the enclosure
- Constructed of 16-gauge steel, powder-coated black
- Accepts Opt-X® adapter plates
- Accepts injection molded splice trays and 4" x 7" metal splice trays
- Enclosure is capable of storing up to 3 meters of 900 µm tight buffered fiber per adapter
- Accessory kit consists of cable ties, mounting ear screws, and port ID label
- Optional universal clamp kits (for installation on side of enclosure or on rack post)
- 1RU and 3RU flush-mount panels accept Opt-X® adapter plates and mount to 19" racks and cabinets
- Optional add-on patch cord cable management tray (sold separately) uses existing rack unit

### RECOMMENDED APPLICATIONS:

Equipment Rooms

Telecommunications Rooms

19" racks and cabinets



### Opt-X® 500i Rack-Mount Enclosures

Description	Cat. No.
<b>[A]</b> Opt-X® 500i, 1RU Enclosure, empty	5R1UL-F03
<b>[B]</b> Opt-X® 500i, 2RU Enclosure, empty	5R2UL-F06
<b>[C]</b> Opt-X® 500i, 3RU Enclosure, empty	5R3UL-F12
<b>[D]</b> Opt-X® 500i, 1RU Panel, empty*	5R1UE-OPX
<b>[E]</b> Opt-X® 500i, 3RU Panel, empty*	5R3UE-OPX

### Opt-X® 500i Rack-Mount Enclosure Density

Rack Unit	Fibers (Using LC)	Adapter Plate	Splice trays**
1RU	72	Up to 3	Up to 3
2RU	144	Up to 6	Up to 6
3RU	288	Up to 12	Up to 12

\*Minimum order quantity and lead times may apply.

\*\*Maximum splice tray capacity is limited by height of selected splice tray

### SPOTLIGHT

#### Patch Cord Management Tray

Patch Cord Management Trays help route and organize cables on Opt-X® 500i enclosures. The trays feature identification labels and front saddles that pivot for easier routing. Because they mount directly to the front of the enclosures, they do not require additional rack space. 2RU trays can be used with 3RU 500i enclosures.



## Opt-X® 1000i & 500i Accessories

Rack-Mount Opt-X® Accessories		Available for	
Description	Cat. No.	Opt-X® 1000i	Opt-X® 500i
<b>[A]</b> Universal Opt-X® Enclosure-Mount Cable Clamp Kit, Single Cable Grommet	5RCMP-KIT	X	X
Universal Opt-X® Enclosure-Mount Cable Clamp Kit, Multiple Cable Grommet*	5RCMP-KT2	X	X
<b>[B]</b> Universal Rack-Mount Clamp Kit, Single and Multiple Cable Grommet	5RCMR-KIT	X	X
1RU 23" Rack and Cabinet Mounting Bracket*	5R1RU-023	X	
<b>[C]</b> Fiber Cable Management 1/4 Ring Kit (bag of four 1/4 rings)	5R100-14R	X	X
Lock and Key (for use with rack-mount enclosure)	5L000-KAL	X	
<b>[D]</b> Patch Cord Management Tray, 1RU (for use with 1RU enclosure)	5R1UL-CMT		X
<b>[E]</b> Patch Cord Management Tray, 2RU (for use with 2 & 3RU enclosure)	5R2UL-CMT		X

\*Minimum order quantity and lead times may apply



Enclosure-Mount Universal Clamp Kit Installed A



Rack-Mount Universal Clamp Kit Installed B



C



D




E

### SPOTLIGHT

#### Fiber-to-the-Home Point of Entry Box

Leviton new Fiber-to-the-Home (FTTH) Point of Entry Box is designed for applications in Multi Dwelling Units (MDU) and single-family homes. It provides a convenient location to terminate incoming fiber from the service provider to pigtails at the subscriber's premises, and includes an SC/APC adapter with two dust caps, as well as two splice sleeves. The box can be mounted in the Structured Media® enclosure or as a stand-alone unit on a wall, and comes with an adhesive magnet for easy installation and place adjustments. See page Q-10 in the Connected Home section for ordering information.



(FTH00-00W)

## Opt-X® 1000 Wall-Mount Fiber Optic Enclosures

### Features and Benefits

- Self-healing grommet material protects cable and minimizes dust build-up
- Adjustable fiber management rings easily attach to mounting studs
- Ground terminal lug provides grounding option or cable strain relief
- Cutout on side of enclosure allows access to adapter bulkhead when doors are open
- Door options: split with single lock on service side (optional lock available to install on customer side), solid with or without single lock on customer side
- Constructed of 16-gauge steel, powder-coated black

### RECOMMENDED APPLICATIONS:

- Telecommunications Rooms
- Equipment Rooms



### Opt-X® 1000 Small Wall-Mount Enclosures

Description	Maximum Capacity			Cat. No.
	Fibers (using LC)	Adapter Plates	AND Splice Trays	
Small, empty, solid metal door, no lock	48	2	N/A	5W110-00N
<b>[A]</b> Small, empty, split metal door and one lock/key	48	2	N/A	5W120-00N
Small, empty, solid metal door and one lock/key	48	2	N/A	5W170-00N

### Opt-X® 1000 Medium Wall-Mount Enclosures

Medium, empty, solid metal door, no lock	96	4	6	5W310-00N
<b>[B]</b> Medium, empty, split metal door and one lock/key	96	4	6	5W320-00N
Medium, empty, solid metal door and one lock/key	96	4	6	5W370-00N

### Opt-X® 1000 Large Wall-Mount Enclosures

<b>[C]</b> Large, empty, solid metal door, no lock	288	12	6	5W710-00N
Large, empty, split metal door and one lock/key	288	12	6	5W720-00N
Large, empty, solid metal door and one lock/key	288	12	6	5W770-00N

### Accessories

Lock and Key	—	—	—	5L000-L0K
--------------	---	---	---	-----------



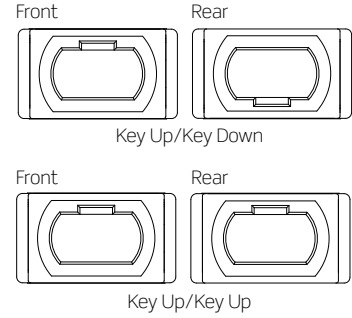
### Related Products

For Opt-X® adapter plates see pages R-48 to R-49.

## Opt-X® Adapter Plates

### Features and Benefits

- Unique design works with Leviton's exclusive Opt-X® series of enclosures
- Captive push/pull fasteners allow for quick, tool-free installation and removal
- Available in 6 to 24 fiber plates for LC, SC, and ST
- Fits in all Opt-X® rack-mount and wall-mount enclosures and Vertigo® panels
- 6-Pack QuickPort® Adapter plates (item T) accept all QuickPort® modules



### Opt-X® Enclosure Density

#### Rack-Mount Enclosures

1RU (for 1000i & 500i)	2RU (for 1000i & 500i)	3RU (for 1000i)	3RU (for 500i)	4RU (for 1000i)
Holds up to 3 adapter plates	Holds up to 6 adapter plates	Holds up to 9/12 adapter plates	Holds up to 12 adapter plates	Holds up to 12/15 adapter plates
6-pk ST = up to 18 fibers	6-pk ST = up to 36 fibers	6-pk ST = up to 54/72 fibers	6-pk ST = up to 72 fibers	6-pk ST = up to 72/90 fibers
8-pk ST = up to 24 fibers	8-pk ST = up to 48 fibers	8-pk ST = up to 72/96 fibers	8-pk ST = up to 96 fibers	8-pk ST = up to 96/120 fibers
3-pk Dplx SC = up to 18 fibers	3-pk Dplx SC = up to 36 fibers	3-pk Dplx SC = up to 54/72 fibers	3-pk Dplx SC = up to 72 fibers	3-pk Dplx SC = up to 72/90 fibers
6-pk Dplx SC = up to 36 fibers	6-pk Dplx SC = up to 72 fibers	6-pk Dplx SC = up to 108/144 fibers	6-pk Dplx SC = up to 144 fibers	6-pk Dplx SC = up to 144/180 fibers
6-pk Dplx LC = up to 36 fibers	6-pk Dplx LC = up to 72 fibers	6-pk Dplx LC = up to 108/144 fibers	6-pk Dplx LC = up to 144 fibers	6-pk Dplx LC = up to 144/180 fibers
6-pk Quad LC = up to 72 fibers	6-pk Quad LC = up to 144 fibers	6-pk Quad LC = up to 216/288 fibers	6-pk Quad LC = up to 288 fibers	6-pk Quad LC = up to 288/360 fibers
8-pk Dplx LC = up to 48 fibers	8-pk Dplx LC = up to 96 fibers	8-pk Dplx LC = up to 144/192 fibers	8-pk Dplx LC = up to 192 fibers	8-pk Dplx LC = up to 192/240 fibers

### Opt-X® Enclosure Density

#### Wall-Mount Enclosures

Small	Medium	Large
Holds up to 2 adapter plates	Holds up to 4 adapter plates	Holds up to 12 adapter plates
6-pk ST = up to 12 fibers	6-pk ST = up to 24 fibers	6-pk ST = up to 72 fibers
8-pk ST = up to 16 fibers	8-pk ST = up to 32 fibers	8-pk ST = up to 96 fibers
3-pk Dplx SC = up to 12 fibers	3-pk Dplx SC = up to 24 fibers	3-pk Dplx SC = up to 72 fibers
6-pk Dplx SC = up to 24 fibers	6-pk Dplx SC = up to 48 fibers	6-pk Dplx SC = up to 144 fibers
6-pk Dplx LC = up to 24 fibers	6-pk Dplx LC = up to 48 fibers	6-pk Dplx LC = up to 144 fibers
6-pk Quad LC = up to 48 fibers	6-pk Quad LC = up to 96 fibers	6-pk Quad LC = up to 288 fibers
8-pk Dplx LC = up to 32 fibers	8-pk Dplx LC = up to 64 fibers	8-pk Dplx LC = up to 192 fibers

R

Network Infrastructure Solutions



### Opt-X® Precision Molded Fiber Adapter Plates

Description	Cat. No.
<b>[A]</b> Adapter Plate (beige), 62.5 µm MM (OM1), Duplex LC, 12-fiber, zirconia ceramic sleeve	5F100-2IL
<b>[B]</b> Adapter Plate (black), 50 µm MM (OM2), Duplex LC, 12-fiber, zirconia ceramic sleeve	5F100-2EL
<b>[C]</b> Adapter Plate (aqua), 50 µm LOMM (OM 3 & 4), Duplex LC, 12-fiber, zirconia ceramic sleeve	5F100-2QL
<b>[D]</b> Adapter Plate (blue), SM (OS2), Duplex LC, 12-fiber, zirconia ceramic sleeve	5F100-2LL
<b>[E]</b> Adapter Plate (green), SM (OS2), Duplex LC/APC, 12-fiber, zirconia ceramic sleeve	5F100-2VL
<b>[F]</b> Adapter Plate (beige), 62.5 µm MM (OM1), Quad LC, 24-fiber, zirconia ceramic sleeve	5F100-4IL
<b>[G]</b> Adapter Plate (black), 50 µm MM (OM2), Quad LC, 24-fiber, zirconia ceramic sleeve	5F100-4EL
<b>[H]</b> Adapter Plate (aqua), 50 µm LOMM (OM3 & 4), Quad LC, 24-fiber, zirconia ceramic sleeve	5F100-4QL
<b>[I]</b> Adapter Plate (blue), SM (OS2), Quad LC, 24-fiber, zirconia ceramic sleeve	5F100-4LL
Plates (beige), 62.5 µm MM (OM1), Duplex SC, 6-fiber, zirconia ceramic sleeve	5F100-6IC
Plates (black), 50 µm MM (OM2), Duplex SC, 6-fiber, zirconia ceramic sleeve	5F100-6EC
Plates (aqua), 50 µm MM (OM3 & OM4), Duplex SC, 6-fiber, zirconia ceramic sleeve	5F100-6QC
Plates (blue), SM (OS2), Duplex SC, 6-fiber, zirconia ceramic sleeve	5F100-6LC
Plates (green), SM (OS2), Duplex SC/APC, 6-fiber, zirconia ceramic sleeve	5F100-6VC
<b>[J]</b> Adapter Plate (beige), 62.5 µm MM (OM1), Duplex SC, 12-fiber, zirconia ceramic sleeve	5F100-2IC
<b>[K]</b> Adapter Plate (black), 50 µm MM (OM2), Duplex SC, 12-fiber, zirconia ceramic sleeve	5F100-2EC
<b>[L]</b> Adapter Plate (aqua), 50 µm LOMM (OM3 & OM4), Duplex SC, 12-fiber, zirconia ceramic sleeve	5F100-2QC
<b>[M]</b> Adapter Plate (blue), SM (OS2), Duplex SC, 12-fiber, zirconia ceramic sleeve	5F100-2LC
<b>[N]</b> Adapter Plate (green), SM (OS2), Duplex SC/APC, 12-fiber, zirconia ceramic sleeve	5F100-2VC
<b>[O]</b> Adapter Plate (black), ST MM/SM, 6-fiber, zirconia ceramic sleeve	5F100-6MT
<b>[P]</b> Adapter Plate (black), ST MM/SM, 8-fiber, zirconia ceramic sleeve	5F100-8MT
<b>[Q]</b> Adapter Plate (black), Blank	5F100-PLT

### Opt-X® Fiber Adapter Plates, Metal


Description	Cat. No.
Adapter Plate (black), OM1 & 2, Duplex LC (beige), 16-fiber, phosphor bronze sleeve	5F100-16P
<b>[R]</b> Adapter Plate (black), OM3 & 4, Duplex LC (aqua), 16-fiber, zirconia ceramic sleeve	5F100-16A
Adapter Plate (black), OS2, Duplex LC (blue), 16-fiber, zirconia ceramic sleeve	5F100-16Z
<b>[S]</b> Adapter Plate (black), 6 simplex MTP, key up/key down	5F100-6MP
Adapter Plate (black), 6 simplex MTP, key up/key up	5F100-6MB
Adapter Plate (black), 8 simplex MTP, key up/key down	5F100-8MP
Adapter Plate (black), 8 simplex MTP, key up/key up	5F100-8MB
<b>[T]</b> Adapter Plate (black), 6-position QuickPort®, Empty	5F100-6QP

Additional adapter plate configurations available.  
Please contact Tech Support at 800.824.3005 for more information

### SPOTLIGHT

#### Opt-X® Precision-Molded Adapter Plates

Traditional adapter plate construction typically uses independent couplers inserted in a metal plate that often results in a “rattling” of components. New Leviton Opt-X® Adapter Plates eliminate rattling and loose-fitting adapters by using precision-molding and integrated adapters, improving the overall performance, functionality, and quality of construction. All multimode and single-mode Opt-X® plates feature zirconia ceramic sleeves, providing high performance and low insertion loss (recommended for applications requiring 10 Gbps and higher).



### Splice Trays

#### Features and Benefits

##### Injection-Molded Splice Trays

- 12-fiber mini and 24-fiber high-density splice trays
- Protect and manage heat shrink style spliced fibers
- Heat shrink splice sleeves included
- Ratchet action clamps with foam rubber padding minimize damage to fibers
- Compatible with Leviton Opt-X® 1000i and Opt-X® 1000 series enclosures

##### Metal Splice Trays


- Available in 4" and 5" sizes with 12- or 24-fiber capacity
- Heat shrink, heat shrink foam, and bare fusion styles available
- Mounting holes with space blocks prevent fiber damage



Splice Tray Mounting Hardware Kit

#### Accessories

Description	Cat. No.
Splice Tray Mounting Hardware Kit	SPLMT-HKT



#### Injection-Molded Splice Trays

Description	Cat. No.
<b>[A]</b> 12-fiber Mini, 3.74" W x 5.59" L x 0.56" H (includes 14 heat shrink splice sleeves)	T5PLS-12F
<b>[B]</b> 24-fiber High-Density, 4.5" W x 7.63" L x 0.50" H (includes 26 heat shrink splice sleeves)	T5PLS-24F

#### Metal Splice Trays

Description	Heat Shrink (Plastic)	Heat Shrink (Foam)	Bare Fusion
<b>[C]</b> 12-fiber Mini, 4" W x 7" L x 0.35" H	T47HS-P06	—	T47BF-P06*
12-fiber Mini, with standoff 4" W x 7" L x 0.57" H	5T000-00T	—	—
<b>[D]</b> 12-fiber Standard, 4" W x 11.75" L x 0.35" H	T4LHS-P06	T4LHS-F06*	T4LBF-P06
<b>[E]</b> 24-fiber High-Density, 4" W x 11.75" L x 0.35" H	T4LHS-P12	T4LHS-F12*	T4LBF-P12
<b>[F]</b> 12-fiber Standard, 5" W x 11.75" L x 0.35" H	T5LHS-P06	T5LHS-F06*	T5LBF-P06
<b>[G]</b> 24-fiber High-Density, 5" W x 11.75" L x 0.35" H	T5LHS-B12	T5LHS-F12	T5LBF-P12*

#### Ribbon Style Splice Trays

Description	Cat. No.
72-fiber Ribbon Style, quartz, 6" W x 10" L x 0.35" H	T6XRB-40Q

\*Minimum order quantity and lead times may apply.  
 Note: Splice tray mounting hardware sold separately except as noted.  
 Additional configurations available including mechanical splice.  
 Contact Inside Sales at 800.722.2082 for more information

### Splice Holders & Sleeves


#### Features and Benefits

##### Splice Holders

- 6- and 12-fiber designs in foam and solid plastic options
- Mini, micro, and mechanical options available
- Styles accommodate the entire range of Leviton fusion splice sleeves

##### Fusion Splice Sleeves

- Standard 40 mm and 60 mm sizes, plus mini and micro sleeves for smaller trays and fibers
- Precise lengths free of all burrs and sharp edges
- Clear outer tube for viewing fiber color



#### Splice Holders

Description	Cat. No.
<b>[A]</b> Splice Holder, heat shrink (black plastic), 6-fiber capacity	FSHHS-P06
Splice Holder, heat shrink (black plastic), 8-fiber capacity	FSHHS-P08
<b>[B]</b> Splice Holder, heat shrink (black foam), 6-fiber capacity	FSHSL-F06
<b>[C]</b> Splice Holder, mini sleeves (black foam), 6-fiber capacity	FSHMI-F06
<b>[D]</b> Splice Holder, micro sleeves (black foam), 6-fiber capacity	FSHMR-F06
Splice Holder, bare fusion, 12-fiber capacity	FSHBF-P12
<b>[E]</b> Splice Holder, heat shrink (LGX® footprint), 6-fiber capacity	FSHAT-F06
Splice Holder, ribbon, 6 position, 72-fiber capacity	FSHRB-F06

#### Fusion Splice Sleeves

Description	Standard 50/Pack	Slim 100/Pack	Mini 100/Pack	Micro 100/Pack	Ribbon 25/Pack
Fusion Splice Sleeve, 60 mm	<b>[F]</b> FSSSD-060	FSSSL-060	—	—	—
Fusion Splice Sleeve, 40 mm	FSSSD-040	FSSSL-040	<b>[G]</b> FSSMI-040	<b>[H]</b> FSSMR-040	—
Fusion Splice Sleeve, 25 mm	—	—	FSSMI-025	FSSMR-025	—
Fusion Splice Sleeve, quartz, 40 mm	—	—	—	—	<b>[I]</b> FSSRB-Q40

#### Sleeve Recommendations for Splice Trays

Splice Tray	Recommended Splice Sleeve
T5PLS-12F	INCL
T5PLS-24F	INCL
T47HS-P06	FSSSD-040
T47BF-P06	FSSSD-040
5T000-00T	FSSSD-040
T4LHS-P06	FSSSD-060
T4LHS-F06	FSSSD-060
T4LBF-P06	FSSSD-060
T4LHS-P12	FSSSD-040

Splice Tray	Recommended Splice Sleeve
T4LHS-F12	FSSSD-040
T4LBF-P12	FSSSD-040
T5LHS-P06	FSSSD-060
T5LHS-F06	FSSSD-060
T5LBF-P06	FSSSD-060
T5LHS-B12	FSSSD-040
T5LHS-F12	FSSSD-040
T5LBF-P12	FSSSD-040
T6XRB-40Q	FSSRB-Q40

### Economy Multimode Patch Cords

#### Features and Benefits

- Available in duplex configurations
- Industry-standard connector options
- Industry-standard connector and test requirements
- < 0.4 dB insertion loss, > 25 dB back reflection
- 100% factory tested
- Many fiber options: OM1, OM2, OM3, and OS2
- All cables are pre-labeled and individually bagged
- Quick-turn delivery available



LC-LC Duplex 62.5/125 µm MM

#### 62.5/125 µm Multimode (OM1) OFNR Duplex

Description	Length (Meters)	Cat. No.
LC-LC	1	62DLC-M01
LC-LC	2	62DLC-M02
LC-LC	3	62DLC-M03
LC-LC	5	62DLC-M05
LC-LC	10	62DLC-M10
SC-SC	1	62DSC-M01
SC-SC	2	62DSC-M02
SC-SC	3	62DSC-M03
SC-SC	5	62DSC-M05
SC-SC	10	62DSC-M10
ST-ST	1	62DST-M01
ST-ST	2	62DST-M02
ST-ST	3	62DST-M03
ST-ST	5	62DST-M05
ST-ST	10	62DST-M10
SC-LC	1	62DCL-M01
SC-LC	2	62DCL-M02
SC-LC	3	62DCL-M03
SC-LC	5	62DCL-M05
SC-LC	10	62DCL-M10
SC-ST	1	62DCT-M01
SC-ST	2	62DCT-M02
SC-ST	3	62DCT-M03
SC-ST	5	62DCT-M05
SC-ST	10	62DCT-M10

#### 50/125 µm LOMM (OM3) OFNR Duplex

Description	Length (Meters)	Cat. No.
LC-LC	1	5LDLC-M01
LC-LC	2	5LDLC-M02
LC-LC	3	5LDLC-M03
LC-LC	5	5LDLC-M05
LC-LC	10	5LDLC-M10
SC-SC	1	5LDSC-M01
SC-SC	2	5LDSC-M02
SC-SC	3	5LDSC-M03
SC-SC	5	5LDSC-M05
SC-SC	10	5LDSC-M10
SC-LC	1	5LDCL-M01
SC-LC	2	5LDCL-M02
SC-LC	3	5LDCL-M03
SC-LC	5	5LDCL-M05
SC-LC	10	5LDCL-M10

#### 50/125 µm Multimode (OM2) OFNR Duplex

Description	Length (Meters)	Cat. No.
LC-LC	1	50DLC-M01
LC-LC	2	50DLC-M02
LC-LC	3	50DLC-M03
LC-LC	5	50DLC-M05
LC-LC	10	50DLC-M10
SC-SC	1	50DSC-M01
SC-SC	2	50DSC-M02
SC-SC	3	50DSC-M03
SC-SC	5	50DSC-M05
SC-SC	10	50DSC-M10
ST-ST	1	50DST-M01
ST-ST	2	50DST-M02
ST-ST	3	50DST-M03
ST-ST	5	50DST-M05
ST-ST	10	50DST-M10
SC-LC	1	50DCL-M01
SC-LC	2	50DCL-M02
SC-LC	3	50DCL-M03
SC-LC	5	50DCL-M05
SC-LC	10	50DCL-M10

#### 50/125 µm LOMM (OM4) OFNR Duplex

Description	Length (Meters)	Cat. No.
LC-LC	1	54DLC-M01
LC-LC	3	54DLC-M03
LC-LC	5	54DLC-M05
LC-LC	10	54DLC-M10
SC-LC	1	54DCL-M01
SC-LC	3	54DCL-M03
SC-LC	5	54DCL-M05
SC-LC	10	54DCL-M10

R

Network Infrastructure Solutions

### Economy Patch Cords & Pigtails

#### Features and Benefits

##### Economy Single-Mode Patch Cords

- Available in standard LC, SC, ST, or hybrid options
- Riser-rated duplex zip cord single-mode cable
- UPC or APC polish style connectors
- < 0.3 dB insertion loss, -55 dB (UPC) / -65 dB (APC) back reflection
- Low-Smoke Zero-Halogen (LSZH) OS2 available by special order

##### Economy Pigtails

- Available in LC, SC, or ST connector styles
- Multimode, laser-optimized multimode, or single-mode fiber types
- 900  $\mu\text{m}$  buffered fiber cable in 3-meter length, color white
- Application use: fusion or mechanical splicing
- 12-fiber color-coded pigtail kit, colors per TIA-598-A



UPC SC-SC Duplex SM



UPC LC-SC Duplex SM



APC SC-SC Simplex SM



62PSC Kit

#### 9/125 $\mu\text{m}$ Single-Mode Patch Cords (OS1) — Duplex

Description	Cat. No.
LC-LC	UPDLC-S**
SC-SC	UPDSC-S**
ST-ST	UPDST-S**
SC-LC	UPDCL-S**
SC-ST	UPDCT-S**

\*\*Length in meters: 1, 2, 3, 5, 10

#### APC Single-Mode Patch Cords (OS2) — Simplex

Description	Length (Meters)	Cat. No.
SC-SC	1	APSSC-S01
SC-SC	2	APSSC-S02
SC-SC	3	APSSC-S03
SC-SC	5	APSSC-S05
SC-SC	10	APSSC-S10

#### Single-Mode Pigtail — Simplex (3 Meters)

Description	Cat. No.
LC UPC polish	UPPLC-S03
SC UPC polish	UPPSC-S03
ST UPC polish	UPPST-S03
LC APC polish	APPLC-S03
SC APC polish	APPSC-S03

#### Multimode Pigtail — Simplex (3 Meters)

Description	Cat. No.
LC 62.5/125 $\mu\text{m}$ , OM1	62PLC-M03
SC 62.5/125 $\mu\text{m}$ , OM1	62PSC-M03
ST 62.5/125 $\mu\text{m}$ , OM1	62PST-M03
LC 50/125 $\mu\text{m}$ , OM2	50PLC-M03
SC 50/125 $\mu\text{m}$ , OM2	50PSC-M03
ST 50/125 $\mu\text{m}$ , OM2	50PST-M03
LC 50/125 $\mu\text{m}$ , LOMM, OM3	5LPSC-M03
SC 50/125 $\mu\text{m}$ , LOMM, OM3	5LPSC-M03
ST 50/125 $\mu\text{m}$ , LOMM, OM3	5LPST-M03

#### 12-Fiber Individual Color-Coded Pigtail Kits (3 Meters)

Description	Cat. No.
LC 62.5/125 $\mu\text{m}$ , OM1	62PLC-KIT
LC 50/125 $\mu\text{m}$ , OM2	50PLC-KIT
LC 50/125 $\mu\text{m}$ LOMM, OM3	5LPSC-KIT
SC 62.5/125 $\mu\text{m}$ , OM1	62PSC-KIT
SC 50/125 $\mu\text{m}$ , OM2	50PSC-KIT
SC 50/125 $\mu\text{m}$ LOMM, OM3	5LPSC-KIT
ST 62.5/125 $\mu\text{m}$ , OM1	62PST-KIT
ST 50/125 $\mu\text{m}$ , OM2	50PST-KIT
LC UPC Polish SM, OS2	UPPLC-KIT
SC UPC Polish SM, OS2	UPPSC-KIT

Contact Inside Sales at 800.722.2082 for 6-fiber pigtail kits, other configurations or custom lengths

## FastCAM® Connectors

### Features and Benefits

- Pre-polished, field-installable connectors
- Designed for data center and other applications that require fast network deployment
- Use precision zirconia ferrules
- Require no polishing or epoxy curing; provide immediate termination
- Precision mechanical termination uses molded v-groove technology to retain and align the fiber
- Terminated on 250 µm or 900 µm buffered fiber and/or 2 or 3 mm jacketed fiber
- Available in multimode, laser-optimized multimode, and single-mode connector styles
- Higher yields with Visual Fault Locator (VFL) compatible LC, SC, and ST connectors



R

Network Infrastructure Solutions

### FastCAM® Connectors — 1 Per Bag

Description	Cat. No.
[A] FastCAM® LC Single-Mode Connector, blue	49991-SLC
[B] FastCAM® LC 50/125 µm Laser-Optimized Multimode Connector, aqua	49991-LLC
[C] FastCAM® LC 62.5/125 µm Multimode Connector, beige	49991-MLC
[D] FastCAM® LC 50/125 µm Multimode Connector, black	49991-5LC
[E] FastCAM® SC Single-Mode Connector, blue	49991-SSC
[F] FastCAM® SC 50/125 µm Laser-Optimized Multimode Connector, aqua	49991-LSC
[G] FastCAM® SC 62.5/125 µm Multimode Connector, beige*	49991-MSC
[H] FastCAM® SC 50/125 µm Multimode Connector, black	49991-5SC
[I] FastCAM® ST 50/125 µm Multimode Connector, black	49991-5ST
[J] FastCAM® ST Single-Mode Connector, blue	49991-SST
[K] FastCAM® ST 62.5/125 µm Multimode Connector, beige	49991-MST
FastCAM® Duplex Clips	49991-CLP

\*Minimum order quantity and lead times may apply



FastCAM® components



### Related Products

For FastCAM® tools and consumables see pages R-60 to R-63.


## Fast-Cure® Connectors

### Features and Benefits

- Anaerobic adhesive-style, field-installable connectors
- Hand polishing required
- Most robust connection, ideal for inside and outside plant applications
- Available in LC, SC, and ST connector styles
- Available in LOMM, multimode, and single-mode versions
- 900 µm and 3 mm boots included with SC and ST connectors



Fast-Cure® components



### Fast-Cure® Adhesive Connectors

Description	OS2 Single-Mode	OM1 & OM2 Multimode	OM3 & OM4 LO Multimode
<b>[A]</b> LC Fast-Cure® Connector with 3 mm boot	49990-SL2 (blue)	49990-ML2 (beige)	49990-LL2 (aqua)
<b>[B]</b> LC Fast-Cure® Connector with 900 µm boot	49990-SDL (blue)	49990-MDL (beige)	49990-LDL (aqua)
<b>[C]</b> SC Fast-Cure® Connector	49990-SSC (blue)	49990-MSC (beige)	49990-LSC (aqua)
<b>[D]</b> ST Fast-Cure® Connector	49990-SST	49990-MST	—

### Fast-Cure® Accessories

Description	OS2	OM1, OM2, OM3, & OM4
<b>[E]</b> LC Duplex Clip for Fast-Cure® Connector, beige (bag of 25)	—	49886-DLM
<b>[F]</b> LC Duplex Clip for Fast-Cure® Connector, blue (bag of 25)	49886-DLS	—
<b>[G]</b> SC Duplex Clip for Fast-Cure® Connector, black (bag of 25)	49886-DSC	49886-DSC

### SPOTLIGHT

#### Ceramic vs. Polymer Ferrules

Fiber optic ferrules, which ensure accurate alignment of fiber-to-fiber core interfaces, can be constructed of zirconia ceramic or polymer composites. While the two materials offer comparable performance in several areas, ceramic ferrules are superior in the key attributes of reliability (withstanding day-to-day environmental stressors) and durability (withstanding repeated matings/MACs). Leviton builds its connectors using only ceramic ferrules, so our customers can be assured of the best fiber connector performance in any application.



## Fiber Optic Fan-Out Kits

### Features and Benefits

- Protect bare fiber and prepare loose tube cable for direct termination to industry-standard connectors
- Separate 250  $\mu$ m fibers and route into color-coded 900  $\mu$ m buffer tubes with no proprietary tools
- Available in 6- or 12-strand kits and 24" or 36" lengths
- Works with cabling from any manufacturer (will accommodate buffer tube diameter up to 3.5 mm max)



### Fiber Optic Fan-Out Kits

Description	Cat. No.
[E] 24" Fiber Optic Fan-Out Kit, 6-fiber	49887-06S
24" Fiber Optic Fan-Out Kit, 12-fiber	49887-12S
36" Fiber Optic Fan-Out Kit, 6-fiber	49887-06L
36" Fiber Optic Fan-Out Kit, 12-fiber	49887-12L
Fan-Out Consumables Kit	49800-FAN

### SPOTLIGHT

#### Multiple Fiber Optic Fan-Out Kits

Stack multiple Fiber Optic Fan-Out Kits inside a fiber enclosure to save space. Available in two lengths, these 6- or 12-fiber kits separate 250  $\mu$ m fibers and route them into color-coded 900  $\mu$ m buffer tubes. The easy-to-use kits work with any manufacturer's loose-tube cabling and any industry-standard connectors. To learn more, watch a termination demonstration at [leviton.com/videos](http://leviton.com/videos)






### QuickPort® Fiber Adapters

#### Features and Benefits

- Snap into all QuickPort® openings and Multimedia Outlet System (MOS) housings
- Tool-free plug-n-play installation
- Offered with precision phosphor bronze or zirconia ceramic alignment sleeve



#### QuickPort® Fiber Adapters\*\*

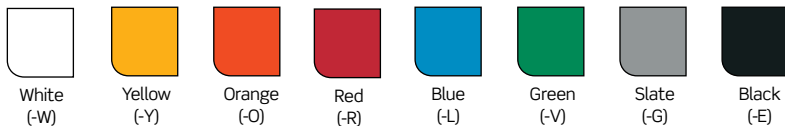
Description	Cat. No.
<b>[A]</b> QuickPort® Duplex LC Adapter, MM, phosphor bronze sleeve, beige	41085-ML~
<b>[B]</b> QuickPort® Duplex LC Adapter, 10G LOMM, zirconia ceramic sleeve, aqua	41085-LL~
<b>[C]</b> QuickPort® Duplex LC Adapter, SM, zirconia ceramic sleeve, blue	41085-SL~
<b>[D]</b> QuickPort® Simplex SC Adapter, MM, phosphor bronze sleeve, female front/back	41085-M*C
QuickPort® Simplex SC Adapter, SM/MM (10G LOMM), zirconia ceramic, female front/back	41085-S*C
<b>[E]</b> QuickPort® ST Fiber Optic Adapter, MM, phosphor bronze sleeve	41084-S*F
QuickPort® ST Fiber Optic Adapter, SM, zirconia ceramic sleeve	41084-S*Z
<b>[F]</b> MTP® QuickPort® Adapter, SM/MM	41085-TP*

\*\*Minimum order quantity and lead times may apply.

Some adapters are Make-to-Order, contact Inside Sales at 800.824.3005 for ordering information

**Color Choices** QuickPort® fiber adapters are offered in a wide range of colors. To order colors, add suffix to Cat. No.

~Colors




\*Colors



#### SPOTLIGHT

#### QuickPort® Wallplates

QuickPort® adapters are designed to fit our complete line of QuickPort® wallplates found on pages R-5 to R-11.



#### Related Products

For QuickPort® connectors see pages R-5 to R-11.

## CONNECTORS & HOUSINGS | Multimedia Outlet System (MOS)

### Fiber Inserts

The innovative Multimedia Outlet System (MOS) consists of a surface-mount box and single- and dual-gang wallplates that accept a wide variety of fiber, copper, and AV connectors. The single-gang wallplate and surface-mount box accepts up to six connectors; dual-gang accepts up to twelve.

#### Features and Benefits

- Modules are available in 0.5, 1, 1.5, 2, and 3 unit high sizes
- Surface-mount box accepts only 1 unit-high modules
- Plates accept 3 unit-high total
- Available in standard QuickPort® footprint as well as more specialized modules
- Snap-in installation into wallplates and surface-mount boxes
- Front-load installation simplifies moves, adds, and changes (MACs)
- Angled geometry protects cabling



AV solutions divider

#### Fiber MOS Family

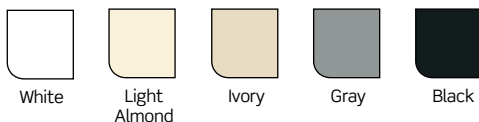


#### MOS Surface-Mount Box and Wallplate Housings

Description	White	Lt. Almond	Ivory	Gray	Black
<b>[A]</b> Single-Gang Wallplate	41290-SMW	41290-SMT	41290-SMI	41290-SMG	41290-SME
<b>[B]</b> Dual-Gang Wallplate	41290-DMW	41290-DMT	41290-DMI	41290-DMG	41290-DME
<b>[C]</b> Surface-Mount Box	41296-MMW	41296-MMT	41296-MMI	41296-MMG	41296-MME
<b>[D]</b> Fiber Storage/Spacer Ring	41290-DRW	—	41290-DRI	41290-DRG	41290-DRE
<b>[E]</b> Decora® Insert, holds one 1-unit high MOS module	41649-00W	—	41649-00I	—	—



**Color Choices** MOS surface-mount box and wallplate housings are offered in five colors.



## CONNECTORS & HOUSINGS | Multimedia Outlet System (MOS)

### MOS Fiber Inserts

Description	White	Ivory	Gray	Black
<b>[A]</b> 1 Duplex SC, zirconia ceramic, SM/MM blue, (1 unit high)	41291-2CW	41291-2CI	41291-2CG	41291-2CE
<b>[B]</b> 1 Duplex SC, zirconia ceramic, SM/MM blue, 45° exit (1.5 units high)	41294-2CW	41294-2CI	41294-2CG	41294-2CE
<b>[C]</b> 1 Duplex SC, zirconia ceramic, SM/MM blue, 45° exit (2 units high)	41292-2CW	41292-2CI	41292-2CG	41292-2CE
<b>[D]</b> 2 Duplex SC, zirconia ceramic, SM/MM blue, 45° exit (3 units high)	41293-4CW	41293-4CI	41293-4CG	41293-4CE
1 Duplex ST, zirconia ceramic, SM, (1 unit high)	41291-2TW	41291-2TI	41291-2TG	41291-2TE
<b>[E]</b> 1 Duplex ST, phosphor bronze, MM, (1 unit high)	41291-2TW	41291-2TI	41291-2TG	41291-2TE
1 Duplex ST, zirconia ceramic, SM, 45° exit (1.5 units high)	41294-2TW	41294-2TI	41294-2TG	41294-2TE

For multimode SC adapters in beige, blue, or aqua housing, please contact Inside Sales at 800.722.2082



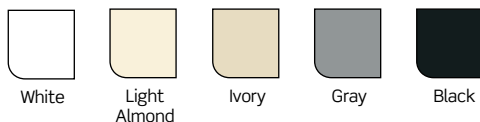
### MOS QuickPort® Adapters and Blank Modules

Description	White	Lt. Almond	Ivory	Gray	Black
<b>[F]</b> 1-Port QuickPort® Module (1 unit high)	41291-1MW	41291-1MT	41291-1MI	41291-1MG	41291-1ME
<b>[G]</b> 2-Port QuickPort® Module (1 unit high)	41291-2QW	41291-2QT	41291-2QI	41291-2QG	41291-2QE
<b>[H]</b> 2-Port 45° Exit Angled QuickPort® Module (1.5 units high)	41294-2QW	41294-2QT	41294-2QI	41294-2QG	41294-2QE
<b>[I]</b> Blank Module (0.5 units high)	41295-5BW	41295-5BT	41295-5BI	41295-5BG	41295-5BE
<b>[J]</b> Blank Module (1 unit high)	41291-1BW	41291-1BT	41291-1BI	41291-1BG	41291-1BE
<b>[K]</b> Blank Module (1.5 units high)	41294-2BW	41294-2BT	41294-2BI	41294-2BG	41294-2BE
<b>[L]</b> Blank Module (2 units high)	41292-2BW	41292-2BT	41292-2BI	41292-2BG	41292-2BE



For LC adapters, use QuickPort® modules above and LC adapters on page R-57.

**Color Choices** MOS QuickPort® adapters and blank modules are offered in five colors.



## Fiber Optics Tool Kits

### Features and Benefits

#### Fiber Optic Light Tool Kit

- Essential tool set for quick field-termination of Fast-Cure® connectors
- Terminates both multimode and single-mode fiber
- Consumables sold separately

#### Fiber Optic Fast-Cure® Tool Kit

- All the tools you need for terminating multimode or single-mode LC, SC, or ST Fast-Cure® adhesive connectors
- Adhesive/accelerator kit sold separately, see page **R-63**
- Consumables sold separately

#### Fiber Optic FastCAM® Tool Kit

- Precision cleaving for guaranteed FastCAM® connector performance
- Terminates both multimode and single-mode fiber
- Consumables sold separately



A



B



C

R

Network Infrastructure Solutions

### Fiber Optic Tool Kits

Description	Cat. No.
<b>[A]</b> Light Tool Kit	49800-MTK
<b>[B]</b> Fast-Cure® Tool Kit	49800-FTK
FastCAM® Tool Kit w/ LYNX Cleaver*	49800-MSK
<b>[C]</b> FastCAM® Tool Kit w/ LYNX Cleaver, work tray, & LED light*	49800-LAK
FastCAM® Tool Kit w/ CT-30A Cleaver (cleaver shown on page <b>R-62</b> )	49800-SMK

\*Minimum order quantity and lead times may apply.  
Note: Adhesive/accelerator tool kit sold separately

### Fiber Optic Tool Kits Contents

	Light Tool Kit 49800-MTK	Fast-Cure® Tool Kit 49800-FTK	FastCAM® Tool Kit 49800-MSK
Standard Tool Kit Carrying Case	•		
250 µm Buffer Remover		•	
900 µm Buffer Remover	•	•	
Jacket Stripper	•	•	•
Aramid Strand Scissors	•	•	
Safety Glasses		•	
Sapphire Scribe	•	•	
2.5 mm Polishing Puck	•	•	
3" x 6" Polishing Pad	•	•	
ST/SC Combination Tightening Tool	•		
Versa-Cleave® Tool			
LYNX Cleaver			•
100x Inspection Scope	•		
200x Inspection Scope		•	
Piano Wire		•	
Lint-Free Dry Wipes		•	•
Alcohol Pads		•	•
12 µm Aluminum Oxide Lapping Film		•	
3 µm Aluminum Oxide Lapping Film		•	
0.3 µm Aluminum Oxide Lapping Film		•	
Crimp Tool		•	
LC Scope Adapter		•	
LC Polishing Puck		•	

### SPOTLIGHT

#### Visual Fault Locator (VFL)

Leviton Visual Fault Locator (VFL) uses a bright red laser to locate faults in optical fiber, such as bends, breaks, and defective connectors. Included with each VFL are a 2.5 mm ferrule interface, 1.25 mm adapter, and soft carrying case. Use with LC, SC, and ST FastCAM® connectors.



#### Related Products

For individual consumables and adhesive/accelerator tool kits see page **R-63**.

### TOOLS & CONSUMABLES | Fiber Optics Tools

## Fiber Optics Tools



A, B



C, D



E



F



G



H



I



J



K

#### Universal Tools and Accessories

Description	Cat. No.
<b>[A]</b> 250 and 900 μm Buffer Remover (yellow handle)	49886-BR2
<b>[B]</b> 900 μm Buffer Remover (red handle)	49886-BR9
<b>[C]</b> Jacket Stripper	49886-STP
<b>[D]</b> Aramid Strand Scissors	49886-SIS
Marking Pen	49886-SMP
Safety Glasses	49886-GLS
Sapphire Scribe	49886-SCR
1.25 mm (LC) Polishing Puck	49886-LCP
2.5 mm (SC/ST) Polishing Puck	49886-PUC
3" x 6" Polishing Pad	49886-PAD
Opt-X® Tool Kit Carrying Case	49886-CSE
Safety Pad	49886-SPD
200x Inspection Scope	49886-FSP
LC Scope Adapter (works w/ 200x scope only)	49886-LCS
Duplex LC Scope Adapter (works w/ 200x scope only)	49886-LCD
MTP® Scope Adapter (works w/ 200x scope only)	49886-MCS
Fiber Optic Crimp Tool with .128/.151/.178 hex die	49886-FCT
Tool Kit Carrying Case	49886-FCC
<b>[E]</b> LC Connector Cleaning Tool	49886-LCT
<b>[F]</b> SC Connector Cleaning Tool	49886-SCT

#### FastCAM® Specific Tools

Description	Cat. No.
<b>[G]</b> Work Tray*	49886-LNT
<b>[H]</b> Gooseneck LED*	49886-LGN
<b>[I]</b> APC Cleaver	49886-LNX
<b>[J]</b> Fujikura CT-30A Cleaver*	49886-CTA
<b>[K]</b> Visual Fault Locator (VFL) (2.5 and 1.25 mm adapters included)	49886-VFL
Replacement 1.25 mm Adapter for VFL	49886-FLA

\*Minimum order quantity and lead times may apply

## Consumable Products & Kits

### Features and Benefits

#### Universal Consumables Kit

All the basic supplies needed to clean and polish fiber optic connectors.

**Kit includes:**

- 50 lint-free dry wipes
- 50 alcohol pads
- 30 sheets 12 µm lapping film
- 30 sheets 3 µm lapping film
- 30 sheets 0.3 µm lapping film
- Piano wire

#### Adhesive/Accelerator Kit

**Kit includes:**

- Loctite 680 adhesive
- Loctite 7649 accelerator with syringe
- Two needles
- Will do approximately 200 terminations

#### Fast-Cure® Consumables Kit

Everything from the Universal Kit, plus specialized supplies for Fast-Cure® terminations.

**Additional included items:**

- 25 syringes
- 25 needles
- Adhesive and accelerator
- Will do approximately 200 terminations

#### Fan-Out Consumables Kit

Kit terminates a minimum of 10 Fiber Optic Fan-Out Kits.

**Kit includes:**

- 20 lint-free dry wipes
- 10 alcohol pads
- 10 D'Gel® packets
- Sealant
- Talc powder



A



B



C



D

### Consumables Kits

Description	Cat. No.
<b>[A]</b> Universal Consumables Kit	49800-CON
<b>[B]</b> Fast-Cure® Consumables Kit	49800-FCC
<b>[C]</b> Adhesive/Accelerator Kit	49800-680
<b>[D]</b> Fan-Out Consumables Kit	49800-FAN

### Consumables

Description	Cat. No.
Piano Wire	49886-WRE
Lint-Free Dry Wipes (100 per pack)	49886-DWP
Alcohol Pads (100 per pack)	49886-APD
12 µm Aluminum Oxide Lapping Film, pink (100 per pack)	49886-12F
3 µm Aluminum Oxide Lapping Film, yellow (100 per pack)	49886-03F
0.3 µm Aluminum Oxide Lapping Film, light blue (100 per pack)	49886-X3F
Replacement Needles (25 per pack)	49886-FCN
Replacement Syringes (25 per pack)	49886-SYR

### CABLE MANAGEMENT | Versi-Duct® Vertical Management

## Versi-Duct® Cable Management System

The Leviton unique Versi-Duct® system is a versatile cable management solution for copper and fiber installations. The innovative system fits on any standard equipment rack, and accessories enable a wide range of cable management configurations.

### Features and Benefits

#### Versi-Duct® 8" Channel Cable Management

- Ideal for today's large-scale deployments and Cat 6A installations with typical larger diameter cable
- 80" channel ships in two 40" pieces for easier handling and installation
- Channels available with standard or designer cover
- Channels include mounting bracket kit and two covers, one slack loop organizer, and one cable retainer per 80" side (front or front/rear)
- Included cover features unique integrated dual-hinge for easy accessibility
- Channels can be side or center-mounted for better space utilization
- Large finger passthrough space aligns with rack units
- Standard black replacement covers available through Customer Service



40" length shown A



40" length shown B



C



D

### Versi-Duct® 8" Channel Vertical Cable Management and Accessories

Description	Front Only	Front & Rear
Vertical 80" length, 8" W x 8" D channel, standard hinged black cover	8980L-VFO*	8980L-VFR
Vertical 80" length, 8" W x 8" D channel, designer hinged gray cover	<b>[A]</b> 8C80L-VFO*	<b>[B]</b> 8C80L-VFR
Vertical Center Mounting Bracket, 8" channel (bag of 4)	—	89265-BKT
Vertical Cable Retainer, 8" channel (bag of 6)	—	<b>[C]</b> 89265-WR1
Vertical Slack Loop Organizer, 8" channel (package of 2)	—	<b>[D]</b> 89265-SL1

\*Rear retrofit not available



80" length shown B

### Versi-Duct® 8" Capacity Chart

Use the chart below to determine maximum recommended cable capacity for 8" Versi-Duct® managers, based on average cable outside diameter. To ensure proper bend radius and space for future additions, do not fill to capacity at initial installation.

Feature	Channel Depth (WxD)	Usable Area (In <sup>2</sup> )	Cat 6A Capacity (.330" Cable)	Cat 6 Capacity (.230" Cable)	Cat 5e Capacity (.185" Cable)
8" Channel Size	7.88" x 6.9"	54.3	159	327	505
Finger Spacing	5.5" x 1"	5.5	24	50	77
Large Passthrough	4.8" x 2.6"	11.2	49	101	156
Small Passthrough	2.6" dia.	5.3	23	48	74

R

Network Infrastructure Solutions



### Features and Benefits

#### Versi-Duct® 5" Channel Cable Management

- 80" channel ships in two 40" pieces for easier handling and installation
- Interlocking tabs maintain flush channel alignment
- Finger spacing aligns with rack units

#### Versi-Duct® Horizontal Cable Management

- Fits all standard 19" racks
- Includes bend radius compliant clips
- Finger spacing aligns with patch panel port openings to better manage patch cords
- Standard black replacement covers available through customer service



Mount the Slack Loop Organizer on the duct fingers to manage excess cables.



F, G



H



I



J, K



L, M



N



O, P

### Versi-Duct® 5" Channel Vertical Cable Management and Accessories

Description	Front Only	Front & Rear
Vertical 80" length, 5" W x 4" D channel, standard snap-on black cover (included)	4980L-VFO* [E]	4980L-VFR
Vertical 40" length, 5" W x 4" D channel, standard snap-on black cover (included) [F]	4940L-VFO* [G]	4940L-VFR
Vertical 40" Designer Cover, 5" channel, snap-on, gray (set of 2)	— [H]	59265-5DC
Mounting Bracket, 5" channel (set of 2)	— [I]	49265-BKT
Versi-Duct® Slack Loop Organizer (set of 2)	—	49265-SL1
Versi-Duct® Slack Loop Organizer (Extended) (set of 2)	—	49265-SL2

### Versi-Duct® Horizontal Cable Management and Accessories

Description	Front Only	Front & Rear
Horizontal Manager, 2RU, 3" W x 3" D front, 2" W x 4" D rear**, with cover [J]	492RU-HFO [K]	492RU-HFR
Horizontal Manager, 1RU, 1.5" W x 3" D front, 1.5" W x 4" D rear**, with cover [L]	491RU-HFO [M]	491RU-HFR
Horizontal Designer Cover, 2RU, snap-on, gray	— [N]	49265-DC2
Horizontal Designer Cover, 1RU, snap-on, gray	—	49265-DC1
Horizontal Cable Retainer (10 per package)	— [O]	49265-WR1
Horizontal Cover Hinge (4 per package)	— [P]	49265-HNG

\*Rear retrofit not available.  
\*\*Bend radius clips included

### Versi-Duct® 5" Capacity Chart

Use the chart below to determine maximum recommended cable capacity for 5" Versi-Duct® managers, based on average cable outside diameter. To ensure proper bend radius and space for future additions, do not fill to capacity at initial installation.

Feature	Channel Depth (WxD)	Usable Area (In²)	Cat 6A Capacity (.330" Cable)	Cat 6 Capacity (.230" Cable)	Cat 5e Capacity (.185" Cable)
5" Channel Size	4.75" x 3.9"	18.5	54	111	172
Finger Spacing	3" x 1"	3.0	13	27	42
Passthrough	3.5" x 1"	3.5	15	32	49




80" length shown E

## Horizontal Cable Managers

### Features and Benefits

- Available in 1RU, 2RU, and 4RU sizes
- All mount to standard 19" racks and cabinets
- 4RU manager includes a shelf to support patch cords
- Horizontal managers support transition to vertical management
- Combo Manager offers front and rear management
- Attach included cable manager to Composite Blank Panel for high-density installations



### Horizontal Cable Managers

Description	Flat	Flat w/ Metal Cover	Angled	Recessed-Angled	Recessed-Flat
Horizontal Manager, 1RU, 4" metal rings	[A] 49253-LPM	4925C-LPM	[B] 49254-LPM	4W254-LPM	—
Horizontal Manager, 2RU, 4" metal rings	49253-BCM	[C] 4925C-BCM	49254-BCM	4W254-BCM	—
Horizontal Manager, 2RU, 2" metal rings	49253-2CM	—	—	—	—
Horizontal Manager, 4RU, 4" metal rings	[D] 49253-4CM	4925C-4CM	—	—	—
Horizontal Manager, 1RU, 6" metal rings	49253-6PM	—	—	—	—
Horizontal Manager, 2RU, 6" metal rings	49253-6MR	—	—	—	—
Horizontal Manager, 4RU, 6" metal rings	49253-6CM	4925C-6CM	—	—	—
Recessed Horizontal Manager, 1RU, 3" metal rings	—	—	—	—	[E] 49253-RCM
Horizontal Manager, 2RU, w/ plastic saddles	[F] 49252-PO2	—	—	—	—
Horizontal Manager, 1RU, w/ plastic saddles	[G] 49252-PO1	—	—	—	—
Combo Front and Rear Manager, 2RU	[H] 49252-PCM	—	—	—	—
VELCRO® Brand Horizontal Manager, 1RU	[I] 41150-019	—	—	—	—
Tie Wrap Bar, 1" H x 1.5" D	[J] 49258-TWB	—	—	—	—
Composite Blank Panel / Cable Manager, 2RU	[K] C1253-2CM	—	—	—	—
Horizontal Manager, 2RU with 4" Slack Loop Organizers (4)	[L] 49300-SM2	—	—	—	—
Horizontal Manager, 4RU with 4" Slack Loop Organizers (6)	49300-SM4	—	—	—	—

### Rear Cable Management Bars

#### Features and Benefits

- Standard Flat Cable Management Bar attaches directly to patch panels
- Standard Angled and Recessed-Angled Cable Management Bars attach directly to rack
- Extended Cable Management Bar handles large cable volumes and includes six VELCRO® Brand straps
- High-Density Cable Management Bar is constructed of die-cast aluminum to support heavy loads of cable and mounts on front or rear of rack
- Rear Cable Management Bar for Active Equipment offers extended depth for power cord support and cutouts for air circulation



#### Rear Cable Management Bars

Description	Flat	Angled	Recessed-Angled
Standard Cable Management Bar	[A] 49005-CMB	[B] 49006-AMB	[C] 4W006-AMB
Extended Cable Management Bar, 1RU	[D] 49005-EMB	—	—
High-Density Cable Management Bar, 1RU	[E] 49005-DMB	—	—
Rear Cable Manager for Active Equipment, 2RU	[F] 41188-SM2	—	—

#### SPOTLIGHT

#### Cable Management Options

##### High-Density Cable Management Bar

Constructed of durable, lightweight die-cast aluminum, the High-Density 1RU Cable Management Bar is excellent for heavy cable loads. The bar supports up to 48 Cat 6A, Cat 6, or Cat 5e horizontal cables and fits all industry standard 19" racks and cabinets. It can be mounted on the front or rear of the rack.



##### Vertical Cable Management Rings

Support and manage vertical and horizontal cable loads with Vertical Cable Management Rings. The open ring solution is ideal for tight spaces and smaller deployments. Install with the Mounting Tie Bracket for center mounting.



## Blanks & Transitional Covers

### Features and Benefits

#### Blank Panel Inserts

- Provide a seamless look and designate rack space for future expansion
- Available for flat, angled, and recessed-angled patch panels
- Attach included cable manager to Composite Blank Panel when additional cord management is needed

#### Transitional Covers

- Provide clean, aesthetic transition from angled patch panels to flat equipment
- Improve thermal management
- Available for angled and recessed-angled patch panels



A-C



D, E



F, G



H, I

### Blank Panel Inserts

Description	Standard	Angled	Recessed-Angled
Blank Panel, 4RU	[A] 49254-BP4	—	—
Blank Panel, 2RU	[B] 49254-BP2	[E] 49254-BA2	[F] 4W254-BA2
Blank Panel, 1RU	[C] 49254-BP1	[D] 49254-BA1	4W254-BA1
Composite Blank Panel/Cable Manager, 2RU	[G] C1253-2CM	—	—

### Transitional Covers

Description	Angled	Recessed-Angled
Transitional Cover, 1RU	[H] 49254-BC1	[I] 4W254-BC1

### SPOTLIGHT

#### Angled and Recessed-Angled Panels

Address specific rack and cabinet requirements with Leviton angled and recessed-angled patch panels. Standard angled panels improve patch cord routing in high-density applications, while recessed-angled panels are ideal for applications with minimal depth in front of the panel. Specialized cable management is available for both styles, including standard bars, horizontal managers, blanks, and transitional covers.



#### Related Products

For angled and recessed-angled patch panels see page R-28.

### Rings & Brackets

#### Features and Benefits

##### Cable Management Rings

- Vertical Management Rings are an open ring solution that can be installed in tight spaces and smaller deployments
- Mounting Tie Bracket allows rings to be positioned between racks
- Vertical Transition Rings are used for vertical and horizontal cable management and are compatible with flat and angled panels

##### Hinged Wall-Mount Brackets

- Designed for installations where space is constrained and racks are not used
- 6" deep brackets allow for proper cable management
- 2RU, 3RU, and 4RU sizes

##### Front Hinged Bracket

- Simplifies process of terminating cables to rear of patch panels when access is limited
- Easy-access quick-release latches drop to 90° and 120° positions
- Rack- or wall-mountable



#### Cable Management Rings

Description	Cat. No.
[A] 3" Vertical Management Rings	49260-MR3
[B] 6" Vertical Management Rings	49260-MR6
[C] Mounting Tie Bracket	49261-BKT
[D] Vertical Transition Rings for Angled and Recessed-Angled Panels, 2RU	49262-HR1

#### Hinged Wall-Mount Brackets

Description	Cat. No.
[E] Hinged Wall-Mount Bracket, 2RU, 6" depth	49251-W62
Hinged Wall-Mount Bracket, 3RU, 6" depth	49251-W63
Hinged Wall-Mount Bracket, 4RU, 6" depth	49251-W64

#### Front Hinged Bracket

Description	Cat. No.
[F] Front Hinged Bracket, 3RU	49400-FHB



Front Hinged Bracket in the 120° position

### VELCRO® Brand Cable Fasteners

#### Features and Benefits

##### VELCRO® Brand Tie Wraps

- Available in 5", 8", and 12" lengths (0.5" width)
- Slot helps secure fastening without over-tightening
- All wraps come with 25 units per roll

##### VELCRO® Brand Wraps — Bulk Rolls

- Available in 15', 75', and 600' bulk rolls (0.5" width)
- Cut to desired length

##### VELCRO® Brand Compression Straps

- Available in 15" lengths (all 0.5" width)
- Adjustable to support a variety of loads
- Easy feedthrough slot helps secure fastening without over-tightening
- Strap enclosed area equals 6" diameter
- Holds up to 320 Cat 5e, 200 Cat 6, or 100 Cat 6A cables in vertical bundles
- 10 units per pack

##### VELCRO® Brand Wraps — Softcinch Lite Rolls

- Thinner depth for smaller bundles
- Tear by hand for quick application
- Available in 75' roll (0.5" width)


Maroon products UL Listed for use in plenum or air handling spaces per National Electric Code (NEC) Section 300.



#### VELCRO® Brand Cable Fasteners

Description	Black	Blue	Yellow	Orange	Maroon (Plenum Rated)
[A] Tie Wrap, 5" (25 units per roll)	43105-005	43105-05L	43105-05Y	43105-05O	43105-05P
[B] Tie Wrap, 8" (25 units per roll)	43108-008	43108-08L	43108-08Y	43108-08O	43108-08P
[C] Tie Wrap, 12" (25 units per roll)	43112-012	43112-12L	43112-12Y	43112-12O	43112-12P
[D] Bulk Roll, 15'	43115-015	43115-15L	43115-15Y	43115-15O	43115-15P
[E] Bulk Roll, 75'	43115-075	43115-75L	43115-75Y	43115-75O	43115-75P
[F] Bulk Roll, 600'	43115-600	—	—	—	—
[G] Compression Strap (10 units per pack)	44115-15E	44115-15L	44115-15Y	44115-15O	—
[H] SoftCinch Lite Roll, 75'	4S115-75E	—	—	—	—


**Color Choices** VELCRO® brand cable fasteners are offered in five colors.



### VELCRO® Brand Utility Fasteners

#### Features and Benefits

- Saddle ties attach to wood surfaces, relay racks, and enclosures
- Saddle ties are 8 3/8" in length
- Compression straps are an ideal solution for heavy vertical cable runs, 5" in diameter
- J-Hooks are height adjustable to bypass obstacles, and open to 6" diameter
- Workstation loops, with 1.25" diameter, attach with convenient peel-off adhesive
- Orange fasteners are 8 3/8" in length
- Storage rings for inside and outside plant ensure copper and fiber optic bend radius; loops included



#### VELCRO® Brand Utility Fasteners

Description	Cat. No.
[A] Saddle Ties w/ 10/32 metal rack screws (10 per pack)	41020-SPR
[B] Saddle Ties w/ #8 wood screws (10 per pack)	41010-SPW
[C] J-Hook (10 per pack)	46700-SLG
[D] Compression Strap (2 per pack)	45224-RCS
[E] Workstation Loops w/ peel-off adhesive (25 per pack)	41225-SAP
[F] Fasteners, orange (10 per pack)	41030-OFT
Storage Rings, Inside Plant, 11.75" diameter	48900-IFR
[G] Storage Rings, Outside Plant, 24" diameter	48900-OFR

#### SPOTLIGHT

#### Protect Cables with Genuine VELCRO® Brand Fasteners

Use VELCRO® Brand fasteners to secure all cable bundles. Our genuine VELCRO® Brand products won't crush or damage cables like tie wraps can, and are reusable for moves, adds, and changes (MACs). Plus, with our extensive range of fastener styles, colors, and sizes, Leviton has the perfect VELCRO® Brand cable management solution for your unique needs.



### Zone Enclosures

#### Features and Benefits

##### Zone Enclosures

- Provide flexible consolidation points in ceiling or floor
- Simplify moves, adds, and changes (MACs)
- Plenum-rated and include fire-rated foam sealing kits
- Significant reduction in cable pathway loading
- Use as a telecom enclosure (TE) for cabling flexibility

##### 2' x 2' Passive Raised-Floor Enclosures

- Fit in air handling space under 8" raised floors
- House two 4RU (8RU total) racks for standard 19" components
- Rotating patch panel mounting provides easy access to rear of panels

##### Ceiling Enclosures

- Install flush with drop ceiling
- Fully hinged drop-down doors support installed equipment and open to face technician
- Active and passive styles available
- Mount into standard 2' x 2' and 2' x 4' ceiling tiles
- Active enclosures include AC power back box and venting for active equipment



#### Zone Enclosures

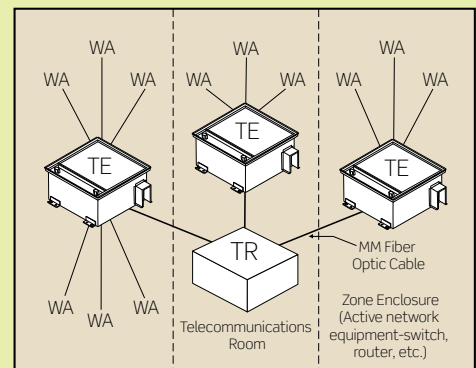
Description	Cat. No.
[A] Active Ceiling Enclosure, 2' x 2', 2RU active and 5RU passive space	Z1000-AC2
[B] Active Ceiling Enclosure, 2' x 4', 4RU active and 10RU passive space	Z1000-AC4
[C] Passive Raised-Floor Enclosure, 8" depth, 8RU passive space	Z1000-PF2
[D] Passive Ceiling Enclosure, 2' x 2', 5RU passive space	Z1000-PC2

#### SPOTLIGHT

##### Zone Cabling Design Benefits

In a zone cabling design, cables are routed from the telecommunications room (TR) to appropriately placed telecommunications enclosures (TE). Cabling is then run from the zone enclosure to each work area (WA). In an Active Zone Enclosure System, a single fiber run can support dozens of work areas, significantly reducing cable pathway loading and TR space requirements. Zone cabling designs are ideal for open office architecture. Zone cabling benefits include:

- Maximum infrastructure flexibility
- Improved network performance
- Simplified moves, adds and changes
- Reduced floor space usage
- Significantly reduced cost of ownership





### Wireless Access Point Enclosures

#### Features and Benefits

##### 5" & 10" Wireless Access Point Ceiling Enclosures

- Single edge-protected access port includes a fire-rated foam sealing kit
- Suitable for installation in air spaces
- Mount into a standard 2' x 2' ceiling tile

##### 4" Wireless Access Point Ceiling Enclosures

- Accommodates one wireless access point or bridge
- Removable door-mounted bracket supports equipment up to 10.5" W x 5.5" H x 1.875" D
- Includes fully hinged, lockable door with two round holes for access point antennae

##### Ceiling Enclosure Faceplates

- All faceplates fit both 5" and 10" depth enclosures
- Select appropriate part number based on listed compatible access point model
- All faceplates are fully hinged and lockable

##### Wall-Mount Enclosure

- Rugged steel construction with lock assembly
- Accommodates equipment sized 9.5" W x 6.5" H x 2.75" D



A



B



C

#### Wireless Access Point Ceiling Enclosures

Description	Cat. No.
<b>[A]</b> Wireless Access Point Ceiling Enclosure, 5" depth, faceplate sold separately	W1000-WC5
<b>[B]</b> Wireless Access Point Ceiling Enclosure, 4" depth, with faceplate	W1000-WC0

#### Wireless Access Point Ceiling Enclosure Faceplates (Required for 5" and 10" Enclosures)

Description	Cat. No.
Blank Faceplate (fits 5" Wireless Access Point Enclosures)	W1000-F01

#### Wireless Access Point Wall-Mount Enclosure

Description	Cat. No.
<b>[C]</b> Wireless Access Point Wall-Mount Enclosure (accommodates Cisco Aironet 350 or equivalent)	W1000-WW0

All enclosures and faceplates are powder-coated white

## POWER DISTRIBUTION | Switched Series

### Switched Series

Choose Leviton Switched Series PDUs to solve many power management problems common in IT environments, including unauthorized use of power outlets, equipment lock-up, in-rush current, overloaded circuits, and the need for remote access to power outlets. Switched Series PDUs include all the functionality of our Metered Series, plus several exclusive monitoring and management features to ensure optimum power quality.

#### Features and Benefits

**Includes the functionality of our Metered PDU Series (pages R-76 to R-77) plus the following**

- Full-featured network management provided via Web, SNMP, and Telnet allows remote access, configuration, and management
- Remote individual outlet control allows shut-down of unused outlets and remote rebooting of attached equipment
- Aggregate current draw can be monitored remotely or locally via digital display
- Power sequencing minimizes in-rush current and prevents circuit overload
- SNMP alerts when power or environmental conditions exceed thresholds
- Firmware is easily upgraded via network download to installed units for future product enhancements
- External probe available separately for relative temperature and humidity monitoring; simply plug it into one of two RJ-11 ports
- Available in 120V or 208V versions with 20 or 30 amps
- Available in vertical Zero-U or horizontal rack-mount styles
- Attaches to most common cabinets and racks with included mounting hardware



A



B



C, D

#### Standards & Certifications

UL 60950-1 LISTED | #E228302

#### RECOMMENDED APPLICATIONS:

Data Center Cabinets

Telecommunications Racks

### Switched Series Horizontal Power Distribution Units (PDUs)

Cat. No.	Input			Output			Dimensions
	Voltage	Amps	Input Cord Type, Length, & Plug	Voltage	Receptacle Type	Receptacle Quantity	
[A] SH081-1D1*	120V	20A	Modular Cord sold separately; see accessories below	120V	5-20R	8	1.75" H x 17" W x 7" D
[B] SH082-1C2	208V	30A	Hardwired; 10' w/ L6-30P plug	208V	C13	8	1.75" H x 17" W x 7" D

### Switched Series Vertical Power Distribution Units (PDUs)

Cat. No.	Input			Output			Dimensions
	Voltage	Amps	Input Cord Type, Length, & Plug	Voltage	Receptacle Type	Receptacle Quantity	
[C] SV161-1D1*	120V	20A	Modular Cord sold separately; see accessories below	120V	5-20R	16	44.4" L x 1.75" W x 2.25" D
[D] SV162-1C2	208V	30A	Hardwired; 10' w/ L6-30P plug	208V	C13	16	49.5" L x 1.75" W x 2.25" D

\*120V/20A PDUs require a modular power cord

### Accessories

Description	Cat. No.
Modular Power Cord, C19 to 5-15P, 10'	PCORD-G10
Modular Power Cord, C19 to 5-20P, 10'	PCORD-A10
Modular Power Cord, C19 to L5-20P, 10'	PCORD-H10
Temperature & Relative Humidity Probe, 10'	TCORD-010

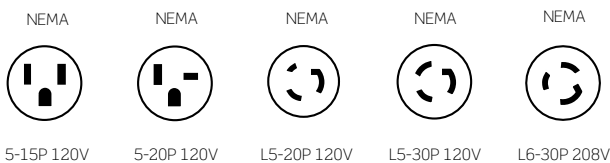


PCORD-G10

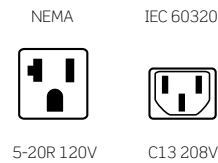


TCORD-010

### Input Plug Types



### Output Receptacle Types



## POWER DISTRIBUTION | Metered Series

### Metered Series

Leviton Metered Series PDUs provide the reliable power distribution required for data centers and telecommunication rooms. High-reliability designs, performance components, and quality manufacturing result in a robust product suitable for critical, 24/7 “always on” environments. The LED display monitors the PDU's connected equipment input current, ensuring optimal use of available amperage. Metered PDUs are available in a variety of input and output options to meet unique power requirements.

#### Features and Benefits

- Current monitoring helps prevent overloads in high-density computing environments
- Available in 120V or 208V versions with 20 or 30 amps
- Available in vertical Zero-U or horizontal rack-mount styles
- Horizontal units mount on 19" racks and cabinets
- Included mounting hardware allows attachment to most common cabinets and racks



#### Standards & Certifications

UL 60950-1 LISTED | #E228302

#### RECOMMENDED applications:

Data Center Cabinets

Telecommunication Racks

R

Network Infrastructure Solutions

### Metered Series Horizontal Power Distribution Units (PDUs)

Cat. No.	Input			Output			Dimensions
	Voltage	Amps	Input Cord Type, Length, & Plug	Voltage	Receptacle Type	Receptacle Quantity	
[A] MH101-1D1*	120V	20A	Modular Cord sold separately; see accessories below	120V	5-20R	10	17.5" H x 17.5" W x 5" D
[B] MH122-1C2	208V	30A	Hardwired; 10' w/ L6-30P plug	208V	C13	12	17.5" H x 17.5" W x 5" D

### Metered Series Vertical Power Distribution Units (PDUs)

Cat. No.	Input			Output			Dimensions
	Voltage	Amps	Input Cord Type, Length, & Plug	Voltage	Receptacle Type	Receptacle Quantity	
MV121-1B1	120V	30A	Hardwired; 10' w/ L5-30P plug	120V	5-20R	12	31.25" L x 1.75" W x 2.25" D
MV241-1D1*	120V	20A	Modular Cord sold separately; see accessories below	120V	5-20R	24	54.0" L x 1.75" W x 2.25" D
MV242-1C2	208V	30A	Hardwired; 10' w/ L6-30P plug	208V	C13	24	54.0" L x 1.75" W x 2.25" D

\*120V/20A PDUs require a modular power cord

### Accessories

Description	Cat. No.
Modular Power Cord, C19 to 5-15P, 10'	PCORD-G10
Modular Power Cord, C19 to 5-20P, 10'	PCORD-A10
Modular Power Cord, C19 to L5-20P, 10'	PCORD-H10



PCORD-G10

### Input Plug Types

NEMA	NEMA	NEMA	NEMA	NEMA
5-15P 120V	5-20P 120V	L5-20P 120V	L5-30P 120V	L6-30P 208V

### Output Receptacle Types

NEMA	IEC 60320
5-20R 120V	C13 208V

## POWER DISTRIBUTION | P1000 Series

### P1000 Series

Leviton P1000 Series Rack PDUs are designed for data centers, wiring closets, and other environments that require cost-effective, “always on” power. The robust, compact design ensures that these products can be used wherever reliability and density are important.

#### Features and Benefits

- All models feature circuit breaker protection to prevent current overloads
- Available in 120V or 208V versions with 15, 20, or 30 amps
- 208V PDUs come with 2-pole circuit breakers for added safety
- Surge-protected models prevent damage from transient surges
- LED indicators for power, grounding/polarity, and surge protection where applicable
- Hardwired power input cord
- 18-gauge cold-rolled steel construction
- Available in vertical Zero-U or horizontal 19" rack-mount styles
- Mounting hardware included



A



B

#### Standards & Certifications

UL 60950-1 LISTED | #E228302

UL 1449 LISTED 3RD ED. | #E228302  
(P1070 SERIES ONLY)

#### RECOMMENDED APPLICATIONS:

Data Center Cabinets

Telecommunications Racks



Vertical P1000 units ship with flat brackets, L-brackets, backplates, mounting buttons, screws, and washers to support a variety of workstation options



C-E

### Unmetered Horizontal Power Distribution Units (PDUs), Single-Input

Cat. No.	Input				Output			Dimensions
	Voltage	Amps	Cord Length	Plug Type	Voltage	Receptacle Type	Receptacle Quantity	
P1020-12S	120V	15A	12'	5-15P	120V	5-15R	10	1.75" H x 17.5" W x 4.5" D
<b>[A]</b> P1021-12S	120V	20A	12'	5-20P	120V	5-20R	10	1.75" H x 17.5" W x 4.5" D
P1022-12L	120V	20A	12'	L5-20P	120V	5-20R	10	1.75" H x 17.5" W x 4.5" D
P1023-12L	120V	30A	12'	L5-30P	120V	5-20R	16	3.5" H x 17.5" W x 4.5" D
<b>[B]</b> P1024-12L	208V	20A	12'	L6-20P	208V	C13	12	1.75" H x 17.5" W x 4.5" D
P1025-12L	208V	30A	12'	L6-30P	208V	C13	16	3.5" H x 17.5" W x 4.5" D

### Unmetered Vertical Power Distribution Units (PDUs), Single-Input

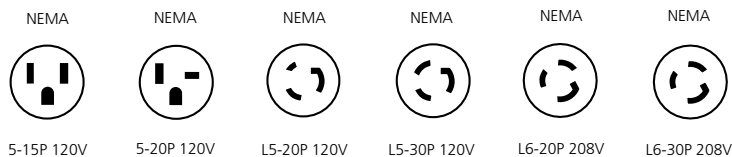
Cat. No.	Input				Output			Dimensions
	Voltage	Amps	Cord Length	Plug Type	Voltage	Receptacle Type	Receptacle Quantity	
P1040-10S	120V	15A	10'	5-15P	120V	5-15R	16	30" L x 1.8" W x 1.75" D
<b>[C]</b> P1041-10S	120V	20A	10'	5-20P	120V	5-20R	16	30" L x 1.8" W x 1.75" D
P1042-10L	120V	20A	10'	L5-20P	120V	5-20R	16	30" L x 1.8" W x 1.75" D
P1043-10S	120V	20A	10'	5-20P	120V	5-20R	24	48" L x 1.8" W x 1.75" D
<b>[D]</b> P1044-10L	120V	20A	10'	L5-20P	120V	5-20R	24	48" L x 1.8" W x 1.75" D
P1045-10L	120V	30A	10'	L5-30P	120V	5-20R	24	48" L x 1.8" W x 1.75" D
P1046-10L	208V	20A	10'	L6-20P	208V	C13	24	48" L x 2.19" W x 2" D
<b>[E]</b> P1047-10L	208V	30A	10'	L6-30P	208V	C13	24	48" L x 2.19" W x 2" D

### Surge-Protected Vertical Power Distribution Units (PDUs), Single-Input

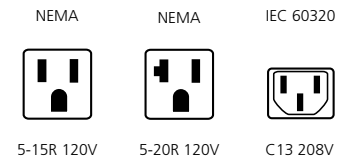
Cat. No.	Input				Output			Dimensions
	Voltage	Amps	Cord Length	Plug Type	Voltage	Receptacle Type	Receptacle Quantity	
P1070-10S	120V	15A	10'	5-15P	120V	5-15R	16	30" L x 2.19" W x 1.73" D
P1071-10S	120V	20A	10'	5-20P	120V	5-20R	16	30" L x 2.19" W x 1.73" D
P1072-10L	120V	20A	10'	L5-20P	120V	5-20R	16	30" L x 2.19" W x 1.73" D
P1073-10S	120V	20A	10'	5-20P	120V	5-20R	24	48" L x 2.19" W x 1.73" D
P1074-10L	120V	20A	10'	L5-20P	120V	5-20R	24	48" L x 2.19" W x 1.73" D

All P1000 Series PDUs have hardwired cords

#### Input Plug Types



#### Output Receptacle Types



### 5500, 5505 & 4500 Series

#### Features and Benefits

##### The 5500, 5505 and 4500 Series share several key features

- Resettable circuit breaker to protect against overloading
- 12 receptacles: 10 in back, 2 in front
- Mounts horizontally on 19" racks or cabinets

##### 5500 Series w/Enhanced Surge Protection

- Peak surge current: 72 kA
- VPR — L-N: 400 Vpk, L-G/N-G: 500 Vpk
- 20A versions available with either straight blade or locking input plug
- EMI/RFI noise filtering: 100 kHz to 30 MHz, -10 dB to -35 dB
- Type SPD: 4
- Physical dimensions: 1.75" H x 19" W x 4.55" D

##### 5505 Series w/Surge Protection

- Peak surge current: 27 kA
- VPR — L-N: 600 Vpk, L-G/N-G: 700 Vpk
- 20A versions available with either straight blade or locking input plug
- EMI/RFI noise filtering: 100 kHz to 30 MHz, -5 dB to -40 dB
- Type SPD: 4
- Physical dimensions: 1.75" H x 19" W x 2.5" D

##### 4500 Series

- Available in 15- or 20-amp versions
- 20A versions available with either straight blade or locking input plug
- Easy-access on/off rocker switch
- Physical dimensions: 1.75" H x 19" W x 3" D



#### Standards & Certifications

UL 1363 RECOGNIZED | #E118936

5500: UL 1449 LISTED 3RD ED. | #E118936/3/1

5505: UL 1449 LISTED 3RD ED. | #E118936/3/2

4500: UL 60950-1 LISTED | #E228302

#### 5500/5505 Series Rack-Mount Power Distribution Units (PDUs) with Surge Protection

Cat. No.	Footprint	On/Off Switch		Input				Output			
		Yes	No	Input Voltage	Amps	Cord Length	Input Plug	Output Voltage	Receptacle Type	Receptacle Quantity	
<b>[A]</b>	5500-190	Horizontal / Rack Mnt.	•		120V	15A	12'	5-15P	120V	5-15R	12
	5500-192	Horizontal / Rack Mnt.	•		120V	20A	12'	5-20P	120V	5-20R	12
	5500-20L	Horizontal / Rack Mnt.	•		120V	20A	12'	L5-20P	120V	5-20R	12
	5500-15N	Horizontal / Rack Mnt.		•	120V	15A	12'	5-15P	120V	5-15R	12
<b>[B]</b>	5500-20N	Horizontal / Rack Mnt.		•	120V	20A	12'	5-20P	120V	5-20R	12
	5500-2NL	Horizontal / Rack Mnt.		•	120V	20A	12'	L5-20P	120V	5-20R	12
	5505-190	Horizontal / Rack Mnt.	•		120V	15A	12'	5-15P	120V	5-15R	12

#### 4500 Series Rack-Mount Power Distribution Units (PDUs)

	4515-07S	Horizontal / Rack Mnt.	•		120V	15A	7'	5-15P	120V	5-15R	12
<b>[C]</b>	4515-10S	Horizontal / Rack Mnt.	•		120V	15A	10'	5-15P	120V	5-15R	12
	4515-15S	Horizontal / Rack Mnt.	•		120V	15A	15'	5-15P	120V	5-15R	12
	4520-07S	Horizontal / Rack Mnt.	•		120V	20A	7'	5-20P	120V	5-20R	12
<b>[D]</b>	4520-10S	Horizontal / Rack Mnt.	•		120V	20A	10'	5-20P	120V	5-20R	12
	4520-15S	Horizontal / Rack Mnt.	•		120V	20A	15'	5-20P	120V	5-20R	12
	4520-07L*	Horizontal / Rack Mnt.	•		120V	20A	7'	L5-20P	120V	5-20R	12
	4520-10L*	Horizontal / Rack Mnt.	•		120V	20A	10'	L5-20P	120V	5-20R	12
	4520-15L*	Horizontal / Rack Mnt.	•		120V	20A	15'	L5-20P	120V	5-20R	12

\*4520-07L formerly 4505-20L; 4520-10L formerly 4505-20T; 4520-15L formerly 4505-20F.  
See page R-79 for Input Plug Types & Output Receptacles Types



Renu® .....	S-2
Switches .....	S-4
Receptacles .....	S-5
GFCI Devices .....	S-6
Dimmers .....	S-7
Wallplates .....	S-8
Color Change Kits .....	S-10
Datcom .....	S-12



## Renu® in a Snap

### The Smart Way to Update the Look of a Room in Just a Few Easy Steps.

Renu® is a new collection of electrical wiring devices, including switches, receptacles, dimmers and wallplates, that features easily changeable faceplates in 20 popular colors. Refresh the color of any Renu® device without any rewiring by snapping off the faceplate on the device and snapping on the new color face. Coordinating screwless wallplates snap on to finish the look. Renu® fits any lifestyle and adapts to changing décor.

RE153



Remove existing switch. Replace with Renu®. Now you've got a great look you can change any time.

Face snaps off/on to change color

Remove Renu® wallplate and face.

Choose a fresh color to match or contrast with décor.

Snap on a Renu® coordinating wallplate. Now you're done and can enjoy your smart new look.



Not for use with Decora® Wallplates

**The Renu® Palette**

Renu® complements any décor, whether you want it to blend in with the walls or contrast with the trim. The collection is available in many popular shades.



White on White  
(-WW)



Fresh Pink  
Lemonade  
(-FP)



Sea Spray  
(-SE)



Onyx Black  
(-OB)



Gold Coast  
White (-GC)



Toasted  
Coconut  
(-TC)



Navajo Sand  
(-NS)



Granny Smith  
Apple  
(-GS)



Walnut  
Bark (-WB)



Café Latte  
(-CA)



Pebble Gray  
(-PG)



Warm  
Caramel (-WC)



Corn Silk  
(-CS)



Prairie Sage  
(-PS)



Whispering  
Wheat (-WG)



Dapper Tan  
(-DT)



Red  
Delicious (-RE)



Wood Smoke  
(-WS)



Deep  
Garnet (-DG)



Rich Navy  
(-RN)



Stainless Steel  
Appearance  
(-STS)  
(Wallplate Only)



Not for use with Decora® Wallplates

## Renu® Switches

Leviton Renu® switches feature a shallow design that easily installs in any wallbox and is self grounded when installed in a properly grounded metal wallbox. The wiring options include Quickwire, back, or side wiring for quick installation. Switches for every need include single pole, 3-way, 4-way and combination devices, all with gently curved edges and sculpted lines.

### Features and Benefits

- Shallow depth for easier installation
- Self-grounded when installed in a properly grounded metal wallbox
- Back, side and quick wired for fast, easy installation
- Terminals designed to withstand high torque and resist wire pullout
- 3-way and 4-way switches are available for controlling lights from multiple locations
- Innovative tongue and groove design for effortless alignment in multi-gang installations
- No subplate behind the wallplate or visible mounting screws
- Switch face easily snaps OFF and ON to change color
- Once installed, Renu® switches can be updated to a new color by ordering a color change kit
- To complete the look, snap on a matching or contrasting Renu® screwless wallplate (sold separately)
- Use only with Renu® wallplates
- Backed by a limited 5-year warranty

### Renu® Switches

Description	Rating	Cat. No.	Color
Switch for Single Pole Applications	15A-120/277V AC	<a href="#">RE151</a>	WW, OB, NS, CA, CS, DT, DG, FP, GC, GS, PG, PS, RE, RN, SE, TC, WB, WC, WG, WS
Switch for 3-Way Applications	15A-120/277V AC	<a href="#">RE153</a>	WW, OB, NS, CA, CS, DT, DG, FP, GC, GS, PG, PS, RE, RN, SE, TC, WB, WC, WG, WS
Switch for 4-Way Applications	15A-120/277V AC	<a href="#">RE154</a>	WW, OB, NS, CA, CS, DT, DG, FP, GC, GS, PG, PS, RE, RN, SE, TC, WB, WC, WG, WS
Color Change Kit for Single Pole, 3-Way and 4-Way Switches	—	<a href="#">RK15X</a>	WW, OB, NS, CA, CS, DT, DG, FP, GC, GS, PG, PS, RE, RN, SE, TC, WB, WC, WG, WS
Single Pole Combination Switch	15A-120/277V AC	<a href="#">RE634</a>	WW, OB, NS, CA, CS, DT, DG, FP, GC, GS, PG, PS, RE, RN, SE, TC, WB, WC, WG, WS
Color Change Kit for Combination Switch	—	<a href="#">RK634</a>	WW, OB, NS, CA, CS, WW, OB, NS, CA, CS, PG, PS, RE, RN, SE, TC, WB, WC, WG, WS



RE151



RE634

Not for use with Decora® Wallplates

## Renu® Receptacles

Leviton Renu® receptacles feature a shallow design that easily installs in any wallbox and is self grounded when installed in a properly grounded metal wallbox. Back and side wiring options allow for quick and convenient installation. Renu® receptacles are tamper-resistant with a built-in shutter mechanism that blocks access to the contacts unless a two-prong plug is inserted.

### Features and Benefits

- Shallow depth for easier installation
- Self-grounded when installed in a properly grounded metal wallbox
- Back and side wired for fast, easy installation
- Terminals designed to withstand high torque and resist wire pullout
- Tamper-resistant to meet the child safety requirements of the National Electrical Code®
- Innovative tongue and groove design for effortless alignment in multi-gang installations
- No subplate behind the wallplate or visible mounting screws
- Receptacle face easily snaps OFF and ON to change color
- Once installed, Renu® receptacles can be updated to a new color by ordering the a color change kit
- To complete the look, snap on a matching or contrasting Renu® screwless wallplate (sold separately)
- Use only with Renu® wallplates
- Backed by a limited 5-year warranty

Renu® Receptacles			
Description	Rating	Cat. No.	Color
Tamper-Resistant Receptacle	15A-125V	<a href="#">RER15</a>	WW, OB, NS, CA, CS, DT, DG, FP, GC, GS, PG, PS, RE, RN, SE, TC, WB, WC, WG, WS
Color Change Kit for 15A Tamper-Resistant Receptacle	—	<a href="#">RKR15</a>	WW, OB, NS, CA, CS, DT, DG, FP, GC, GS, PG, PS, RE, RN, SE, TC, WB, WC, WG, WS
Tamper-Resistant Receptacle	20A-125V	<a href="#">RER20</a>	WW, OB, NS, CA, CS, DT, DG, FP, GC, GS, PG, PS, RE, RN, SE, TC, WB, WC, WG, WS
Color Change Kit for 20A Tamper-Resistant Receptacle	—	<a href="#">RKR20</a>	WW, OB, NS, CA, CS, DT, DG, FP, GC, GS, PG, PS, RE, RN, SE, TC, WB, WC, WG, WS



RER15



RER20



Not for use with Decora® Wallplates

## Renu® GFCI Devices

Leviton Renu® GFCI receptacles feature our new shallow design that takes up to 25% less space in the wallbox than other GFCIs so it easily installs in most wallboxes, even shallow ones. It also contains Leviton's patented RESET lockout feature which automatically tests the GFCI every time the RESET button is pushed in. Renu® GFCI receptacles are self grounded when installed in a properly grounded metal wallbox. Back and side wiring options allow for quick and convenient installation. They are tamper-resistant with a built-in shutter mechanism that blocks access to the contacts unless a two-prong plug is inserted. GFCIs are required by the National Electrical Code® (NEC®) in all new and renovated residential construction in areas in the vicinity of water or which are prone to dampness.

### Features and Benefits

- Shallow depth for easier installation
- Tamper-resistant to meet NEC child safety requirements for new and renovated residential construction
- Patented lockout feature for added safety prevents RESET if GFCI is not operating properly
- Self grounded when installed in a properly grounded metal wallbox
- Back and side wired for fast, easy installation
- Terminals designed to withstand high torque and resist wire pullout
- Innovative tongue and groove design for effortless alignment in multi-gang installations
- No subplate behind the wallplate or visible mounting screws
- GFCI face easily snaps OFF and ON to change color
- Once installed, Renu® GFCI outlets can be updated to a new color by ordering a color change kit
- To complete the look, snap on a matching or contrasting Renu® screwless wallplate (sold separately)
- Use only with Renu® wallplates
- Backed by a limited 5-year warranty

### Renu® GFCIs

Description	Rating	Cat. No.	Color
Tamper-Resistant GFCI Receptacle	15A-125V @ Receptacle 20A-125V Feed-Through	REG15	WW, OB, NS, CA, CS, DT, DG, FP, GC, GS, PG, PS, RE, RN, SE, TC, WB, WC, WG, WS
Color Change Kit for 15A Tamper-Resistant GFCI Receptacle	—	RKG15	WW, OB, NS, CA, CS, DT, DG, FP, GC, GS, PG, PS, RE, RN, SE, TC, WB, WC, WG, WS
Tamper-Resistant GFCI Receptacle	20A-125V @ Receptacle 20A-125V Feed-Through	REG20	WW, OB, NS, CA, CS, DT, DG, FP, GC, GS, PG, PS, RE, RN, SE, TC, WB, WC, WG, WS
Color Change Kit for 20A Tamper-Resistant GFCI Receptacle	—	RKG20	WW, OB, NS, CA, CS, DT, DG, FP, GC, GS, PG, PS, RE, RN, SE, TC, WB, WC, WG, WS



REG15



REG20

Not for use with Decora® Wallplates

## Renu® Dimmers

Leviton Renu® Dimmers feature a shallow design that easily installs in any wallbox and is self grounded when installed in a properly grounded metal wallbox. The terminals are designed to withstand high torque and resist wire pullout. The Renu® dimmer can be used for single-pole, 3-way and other applications when used with the coordinating remote dimmer. Along with providing convenient control, dimmers can help lower your electric bills and extend the life of your light bulbs.

### Features and Benefits

- Shallow depth for easier installation
- Digital circuitry provides single pole, 3-way or more applications when used with the RE00R remote dimmer
- Soothing white LED and brightness display
- Advanced programming is available for energy save mode, minimum brightness level, preset ON, fade rates, almost OFF and LED options
- Back and side wired for fast, easy installation
- Innovative tongue and groove design for effortless alignment in multi-gang installations
- No subplate behind the wallplate or visible mounting screws
- Dimmer face easily snaps OFF and ON to change color
- Once installed, Renu® dimmers can be updated to a new color by ordering a color change kit
- REL06 is designed specifically for use with dimmable LED and CFL lamps as well as incandescent and magnetic low voltage loads
- To complete the look, snap on a matching or contrasting Renu® screwless wallplate (sold separately)
- Use only with Renu® wallplates
- Backed by a limited 5-year warranty

### Renu® Digital Controls for Single Pole, 3-Way or More Applications

Renu® Dimmers			
Description	Rating	Cat. No.	Color
LED/CFL/MLV/Incandescent Dimmer with LED locator and brightness display	300W LED/CFL 600VA Magnetic Low Voltage 600W-120V AC Incandescent	REL06	WW
Incandescent, Dimmer with LED locator and brightness display	600W-120V AC	REI06	WW, OB, NS, CA, CS, DT, DG, FP, GC, GS, PG, PS, RE, RN, SE, TC, WB, WC, WG, WS
Dimmer Color Change Kit	—	RKDMD	WW, OB, NS, CA, CS, DT, DG, FP, GC, GS, PG, PS, RE, RN, SE, TC, WB, WC, WG, WS
Coordinating Remote Dimmer for 3-Way or Multi-Location Control, for use with REL06	No Load Rating 120V AC	RE00R	WW, OB, NS, CA, CS, DT, DG, FP, GC, GS, PG, PS, RE, RN, SE, TC, WB, WC, WG, WS
Coordinating Remote Dimmer Color Change Kit	—	RKDCD	WW, OB, NS, CA, CS, DT, DG, FP, GC, GS, PG, PS, RE, RN, SE, TC, WB, WC, WG, WS



REI06



RE00R

Not for use with Decora® Wallplates



**RENU®** | Wallplates

## Renu® Wallplates

Renu® Wallplates snap directly onto the Renu® devices for seamless style. If you decide to change color schemes, you can easily snap off the wallplate and snap on a new one. Choose from 20 designer color wallplates, and stainless steel appearance, to find the perfect combination. The large selection makes it easy to find the right color so the device can blend in or contrast against the existing décor. These wallplates are slightly larger than standard sized ones to help cover wall imperfections and are available in one-, two-, three, and four-gang models.

### Features and Benefits

- Exclusive for all Renu® devices
- Screwless, snap-on wallplate
- Does not contain a subplate, simply snap onto Renu® device
- Available in 20 popular colors and stainless steel appearance finish to match any décor
- Slightly larger than standard wallplates to help cover wall imperfections
- 1-, 2-, 3- and 4-gang wallplates available
- Renu® adapter ring REA00\* (sold separately) allows any Decora® device to fit into a Renu® wallplate
- Backed by a limited 5-year warranty

### Renu® Samples



### Renu® Colors

Note: Only wallplates are available in the stainless steel appearance finish. To order colors, add suffix to Cat. No.

	White on White (-WW)		Dapper Tan (-DT)		Pebble Gray (-PG)		Toasted Coconut (-TC)
	Onyx Black (-OB)		Deep Garnet (-DG)		Prairie Sage (-PS)		Walnut Bark (-WB)
	Navajo Sand (-NS)		Fresh Pink Lemonade (-FP)		Red Delicious (-RE)		Warm Caramel (-WC)
	Café Latte (-CA)		Gold Coast White (-GC)		Rich Navy (-RN)		Whispering Wheat (-WG)
	Corn Silk (-CS)		Granny Smith Apple (-GS)		Sea Spray (-SE)		Wood Smoke (-WS)
							Stainless Steel Appearance (-STS)

Not for use with standard Decora® devices without the "Renu®" Adapter Frame

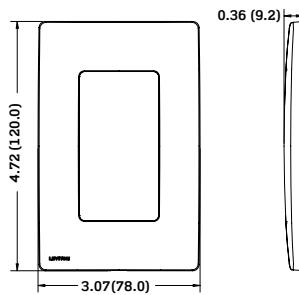


Renu® Wallplates		
Description	Cat. No.	Color
1-Gang Screwless Snap-On Wallplate	REW1	WW, OB, NS, CA, CS, DT, DG, FP, GC, GS, PG, PS, RE, RN, SE, TC, WB, WC, WG, WS
1-Gang Screwless Snap-On Wallplate, in Stainless Steel Appearance	REWM1	STS
2-Gang Screwless Snap-On Wallplate	REW2	WW, OB, NS, CA, CS, DT, DG, FP, GC, GS, PG, PS, RE, RN, SE, TC, WB, WC, WG, WS
2-Gang Screwless Snap-On Wallplate, in Stainless Steel Appearance	REWM2	STS
3-Gang Screwless Snap-On Wallplate	REW3	WW, OB, NS, CA, CS, DT, DG, FP, GC, GS, PG, PS, RE, RN, SE, TC, WB, WC, WG, WS
4-Gang Screwless Snap-On Wallplate	REW4	WW, OB, NS, CA, CS, DT, DG, FP, GC, GS, PG, PS, RE, RN, SE, TC, WB, WC, WG, WS

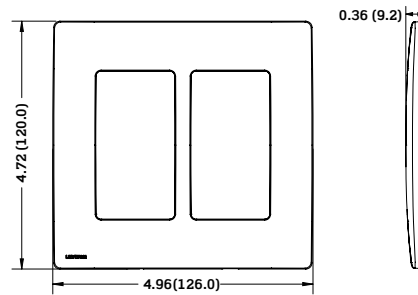


### Wiring Diagrams for Wallplates

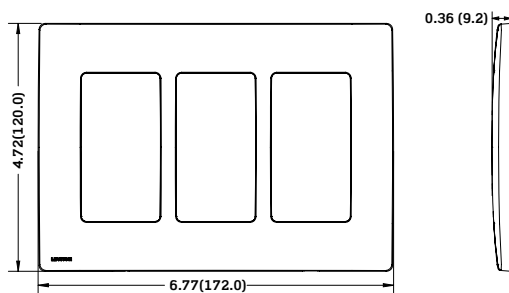
1-Gang Wallplate



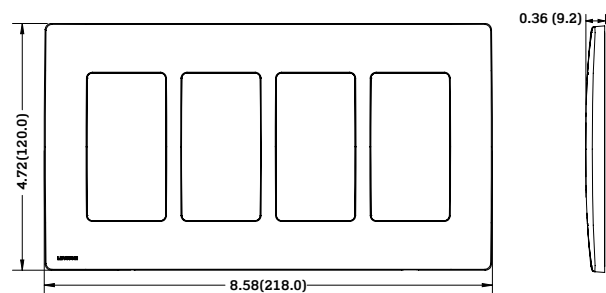
2-Gang Wallplate



3-Gang Wallplate



4-Gang Wallplate



Not for use with standard Decora® devices without the "Renu®" Adapter Frame

**RENU®** | Color Change Kits

## Renu® Color Change Kits

Leviton Renu® Color change kits are ideal for a quick and easy color change for the entire line of Renu® devices. Simply snap off the device face-and snap on a new one-no need to rewire. Interchangeable faceplates and wallplates are available in 20 popular colors to blend in or contrast with any color scheme.

### Features and Benefits

- Update any Renu® switch in a snap
- Switch faces easily, snap off to change color
- Available in 20 designer colors
- Turns the electrical device into a decorative, easily updated accessory
- Backed by a limited 5-year warranty

### Renu® Color Change Kits

Description	Cat. No.
Color Change Kit for Single Pole, 3-Way and 4-Way Switches	RK15X
Color Change Kit for Combination Switch	RK634
Color Change Kit for 15A Tamper-Resistant Receptacle	RKR15
Color Change Kit for 20A Tamper-Resistant Receptacle	RKR20
Color Change Kit for 15A Tamper-Resistant GFCI Receptacle	RKG15
Color Change Kit for 20A Tamper-Resistant GFCI Receptacle	RKG20
Dimmer Color Change Kit	RKDMD
Coordinating Remote Dimmer Color Change Kit	RKDCD



RK15X



RK634



RKR15



RKG15



RKDMD

### Color Choices

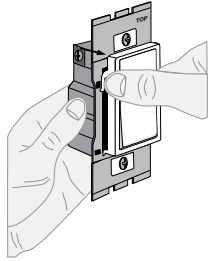
Renu® color change kits are offered in a wide range of colors. To order colors, add suffix to Cat. No.

White (-WW)	Onyx Black (-OB)	Navajo Sand (-NS)	Café Latte (-CA)	Corn Silk (-CS)	Dapper Tan (-DT)	Deep Garnet (-DG)	Fresh Pink Lemonade (-FP)	Gold Coast White (-GC)	Granny Smith Apple (-GS)
Pebble Gray (-PG)	Prairie Sage (-PS)	Red Delicious (-RE)	Rich Navy (-RN)	Sea Spray (-SE)	Toasted Coconut (-TC)	Walnut Bark (-WB)	Warm Caramel (-WC)	Whispering Wheat (-WG)	Wood Smoke (-WS)

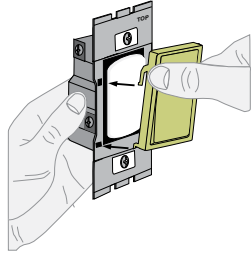
Not for use with Decora® Wallplates

**How to Change Renu<sup>®</sup> Device Color Faces**

**How to Change a Switch Color**




Push in sides at tabs and pull to release face




Attach new face by inserting the bottom hinge tabs, then pivot and snap on the new face

**How to Change a Receptacle Color**

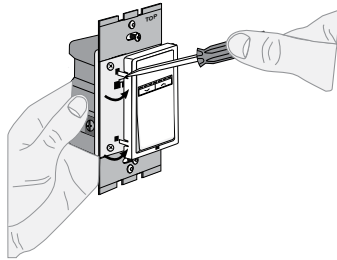


Push down tabs per diagram, one at a time and rotate forward to release face

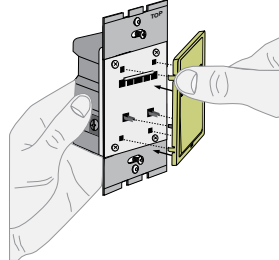


Attach new face by inserting bottom hinge tabs, then pivot and snap on the new face

**How to Change a Dimmer Color**

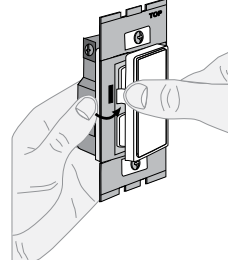


Using a flat screwdriver, push in upper and lower tabs on left side of frame, then rotate right to release face

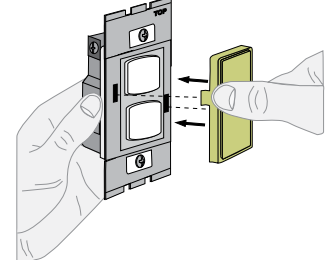


Line up and insert right side tabs, then rotate left to attach new face

**How to Change a Combination Switch Color**




Push in left side of frame at tab and rotate right to release




Insert right side tab and rotate left to attach


**How to Change a GFCI Color**



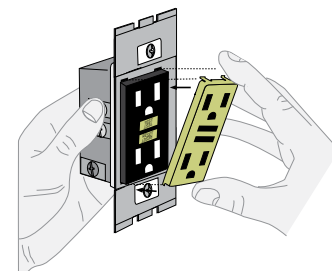
Push down tabs per diagram, one at a time and rotate forward to release face



Pull out Test and Reset buttons



Insert new Test and Reset buttons



Attach new face by inserting bottom hinge tabs, then pivot and snap on the new face



Not for use with Decora<sup>®</sup> Wallplates

**RENU®** | Datacom Inserts and Adapter Ring

## Renu® Datacom Inserts and Adapter Ring

Renu® data connectivity inserts for snap-in QuickPort® modules fit Renu® wallplates and provide audio/video connections. The Renu® adapter ring makes it easy to retrofit any Decora® device to fit into a Renu® wallplate.

### Features and Benefits

#### Datacom QuickPort® Insert

- Available in 1, 2, 3, 4 and 6 ports
- Compatible with all QuickPort® connectors and adapters (sold separately)
- Inserts can be customized in a snap with any Leviton QuickPort® audio/video, phone or data connector in standard QuickPort® colors
- Quick and easy to install
- Available in three standard colors to coordinate with QuickPort® colors: White on White (QuickPort® White), Onyx Black (QuickPort® Black) or Navajo Sand (QuickPort® Light Almond)
- Use only with Renu® wallplates
- cULus Listed

#### Adapter Ring

- Allows any Decora® device to fit into a Renu® wallplate
- Renu® screwless wallplates (sold separately) snap directly onto adapter ring
- Adapter ring available in White on White (Decora® White), Onyx Black (Decora® Black) and Navajo Sand (Decora® Light Almond)
- Easy to install

### Renu® Datacom Inserts and Adapter Ring

Description	Cat. No.	Color
Leviton Renu® 1-port Insert	RE640-**1	WW, OB, NS
Leviton Renu® 2-port Insert	RE640-**2	WW, OB, NS
Leviton Renu® 3-port Insert	RE640-**3	WW, OB, NS
Leviton Renu® 4-port Insert	RE640-**4	WW, OB, NS
Leviton Renu® 6-port Insert	RE640-**6	WW, OB, NS
Leviton Renu® Adapter Ring	REA00-**	WW, OB, NS
Snap-In Blank Module	RE640-B**	WW, OB, NS



RE640-WW2



REA00



RE640-WW2  
Fully Loaded

### Color Choices

Renu® Datacom inserts are offered in three color choices. To order colors, add suffix to Cat. No.



White on White  
Quickport®  
White  
(-WW)



Onyx Black  
Quickport®  
Black  
(-OB)



Navajo Sand  
Quickport®  
Light Almond  
(-NS)

Not for use with standard Decora® devices without the "Renu®" Adapter Frame

## Wallplates & Weather-Resistant Covers

# T

Traditional .....	T-2
Decora® .....	T-11
Combination .....	T-16
Custom .....	T-22
Adapters and Accessories .....	T-27
Connectivity Device Plates .....	T-29
Weather-Resistant Covers .....	T-30



## TRADITIONAL

### Traditional Wallplates

Familiar and functional, Leviton traditional wallplates are designed for use with traditional Leviton devices. They represent styles and form factors that have stood the test of time. Their clean lines work in virtually any location, whether in new or retrofit construction, and they install quickly and easily. Leviton offers traditional wallplates in a vast array of colors and configurations.

#### Sample Traditional Wallplates



#### Features and Benefits

##### All Leviton Wallplates

- Easy to clean, smooth finish
- Non-combustible
- Color-matched metal mounting screws supplied
- UL Listed and CSA Certified
- Conforms to NEMA and ANSI standards
- Backed by a limited 10-year warranty

##### Thermoset (Plastic) Wallplates (Residential Grade)

- Designed for high dielectric strength and arc resistance
- Meets or exceeds UL514 testing requirements
- Resistant to fading, discoloration, grease, oil, organic solvents, moisture and scratches

##### Thermoplastic (Nylon) Wallplates (Residential/Commercial Grade)

- Molded thermoplastic for maximum resistance to impact, abrasion, fading and discoloration
- Resistant to mechanical stress associated with high abuse applications

##### Metal Wallplates (Commercial Grade)

- Rounded edges to prevent injury and wall damage
- Deluxe stainless steel is non-magnetic Type 302, .032" thick — brushed finish
- Standard stainless steel Type 430, .032" thick, also available — brushed finish
- Brass is 70/30 alloy 260, .040" thick — polished or brushed finish

##### Antimicrobial

- All antimicrobial devices use silver ions (Ag+) as the antimicrobial agent in the product material
- Antimicrobial material has been tested to show a consistent {3 log (>99.9%)} microbial reduction rate against a broad range of bacteria pursuant to the JIS Z 2801:2000 test protocol

#### Color Choices

Traditional wallplates are offered in a wide range of colors and finishes. To order colors, add suffix to Cat. No.



White (-W)



Ivory (-I)



Light Almond (-T)



Gray (-G/-GY)



Black (-E)



Brown



Blue (-B)



Orange (-O)



Red (-R)



Brushed Brass



Polished Brass (-PB)



Satin-Finish Stainless Steel



Aluminum



Chrome

## Toggle

### Features and Benefits

- Accent any wall covering with a wide selection of colors and finishes
- Mounting screws on one-gang thermoplastic (nylon) are preinstalled and captive
- Smooth face and rounded edges resist dust accumulation
- Available in a wide selection of materials, sizes and colors to complement any wall color or covering

### Midway and Oversize

- **Midway wallplates** can be used to hide wall surface irregularities and are a full 0.375" taller and wider than standard wallplates
- **Oversize wallplates** can be used to hide greater wall surface irregularities and are a full 0.75" taller and wider than standard wallplates

### Plastic, Nylon and Metal

Description	Color	Thermoset (Plastic)			Thermoplastic (Nylon)		Metal			
		Cat. No. STANDARD	Cat. No. MIDWAY	Cat. No. OVERSIZE	Cat. No. STANDARD	Cat. No. MIDWAY	Material Type	Cat. No. STANDARD	Cat. No. MIDWAY	Cat. No. OVERSIZE
 1-Gang	White	88001	80501-W	88101	80701-W	PJ1-W	Chrome	1901	—	—
	Ivory	86001	80501-I	86101	80701-I	PJ1-I	Aluminum	83001	—	—
	Lt. Almond	78001	80501-T	—	80701-T	PJ1-T	Brass	81001	—	—
	Gray	87001	—	—	80701-GY	PJ1-GY	Polished Brass	81001-PB	—	—
	Black	—	—	—	80701-E	PJ1-E	Stainless Steel	84001	—	84101
	Brown	85001	80501	85101	80701	PJ1	Non-Magnetic S/S	84001-40	SSJ1-40	84101-40
	Red	—	—	—	80701-R	PJ1-R	Antimicrobial*	84001-A40	—	—
	—	—	—	—	—	—	—	—	—	—
 2-Gang	White	88009	80509-W	88109	80709-W	PJ2-W	Chrome	1909	—	—
	Ivory	86009	80509-I	86109	80709-I	PJ2-I	Aluminum	83009	—	—
	Lt. Almond	78009	80509-T	—	80709-T	PJ2-T	Brass	81009	—	—
	Gray	87009	—	—	80709-GY	PJ2-GY	Polished Brass	81009-PB	—	—
	Black	—	—	—	80709-E	PJ2-E	Stainless Steel	84009	—	—
	Brown	85009	80509	85109	80709	—	Non-Magnetic S/S	84009-40	SSJ2-40	84109-40
	Red	—	—	—	80709-R	—	Antimicrobial*	84009-A40	—	—
	—	—	—	—	—	—	—	—	—	—
 3-Gang	White	88011	80511-W	88111	80711-W	PJ3-W	Aluminum	83011	—	—
	Ivory	86011	80511-I	86111	80711-I	PJ3-I	Brass	81011	—	—
	Lt. Almond	78011	80511-T	—	80711-T	PJ3-T	Polished Brass	81011-PB	—	—
	Gray	87011	—	—	80711-GY	—	Stainless Steel	84011	—	—
	Black	—	—	—	80711-E	PJ3-E	Non-Magnetic S/S	84011-40	SSJ3-40	84111-40
	Brown	85011	80511	—	80711	PJ3	—	—	—	—
	Red	—	—	—	80711-R	—	—	—	—	—
	—	—	—	—	—	—	—	—	—	—
 4-Gang	White	88012	80512-W	—	80712-W	PJ4-W	Aluminum	83012	—	—
	Ivory	86012	80512-I	—	80712-I	PJ4-I	Brass	81012	—	—
	Lt. Almond	78012	80512-T	—	80712-T	PJ4-T	Polished Brass	81012-PB	—	—
	Gray	87012	—	—	80712-GY	—	Stainless Steel	84012	—	—
	Black	—	—	—	80712-E	—	Non-Magnetic S/S	84012-40	—	84112-40
	Brown	85012	80512	—	—	—	—	—	—	—
	—	—	—	—	—	—	—	—	—	—
	—	—	—	—	—	—	—	—	—	—

\*Stainless Steel (Clear) — please contact customer service for other configurations and colors

Continued on next page

### SPOTLIGHT

#### Antimicrobial Treated Devices

Antimicrobial Treated Devices by Leviton are made with an antimicrobial additive that helps protect the device from the growth of harmful bacteria. Please visit [www.leviton.com/antimicrobial](http://www.leviton.com/antimicrobial) for more information.



#### Related Products

Find the right antimicrobial switch for your antimicrobial wallplate. See page A-10 and in the Switches & Motor Control section for more information.

## TRADITIONAL | Toggle

Continued from previous page

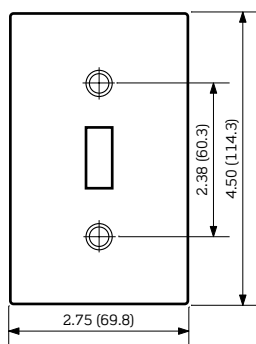
### Toggle

Plastic, Nylon and Metal  										
Description	Color	Thermoset (Plastic)			Thermoplastic (Nylon)		Material Type	Metal		
		Cat. No. STANDARD	Cat. No. MIDWAY	Cat. No. OVERSIZE	Cat. No. STANDARD	Cat. No. MIDWAY		Cat. No. STANDARD	Cat. No. MIDWAY	Cat. No. OVERSIZE
5-Gang 	White	88023	—	—	80723-W	—	Brass	81023	—	—
	Ivory	86023	—	—	80723-I	—	Polished Brass	81023-PB	—	—
	Lt. Almond	78023	—	—	—	—	Non-Magnetic S/S	84023-40	—	—
	Brown	85023	—	—	—	—	—	—	—	—
6-Gang 	White	88036	—	—	80736-W	—	Brass	81036	—	—
	Ivory	86036	—	—	80736-I	—	Non-Magnetic S/S	84036-40	—	—
	Lt. Almond	78036	—	—	—	—	—	—	—	—
	Brown	85036	—	—	—	—	—	—	—	—
7-Gang 	White	S601-W*	—	—	—	—	Non-Magnetic S/S	84070-40	—	—
	Ivory	S601-I*	—	—	—	—	—	—	—	—
8-Gang 	White	S602-W*	—	—	—	—	Non-Magnetic S/S	84048-40	—	—
	Ivory	S602-I*	—	—	—	—	—	—	—	—
9-Gang 	White	S603-W*	—	—	—	—	Non-Magnetic S/S	84049-40	—	—
	Ivory	S603-I*	—	—	—	—	—	—	—	—
10-Gang 	White	S604-W*	—	—	—	—	Non-Magnetic S/S	84050-40	—	—
	Ivory	S604-I*	—	—	—	—	—	—	—	—

\*Painted metal wallplates

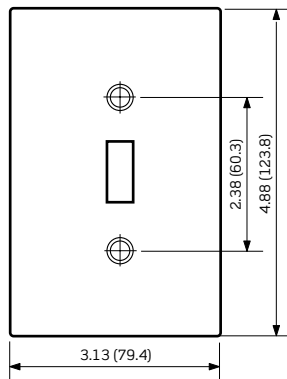
### Dimensions for Standard, Midway and Oversize — Single Gang

Standard Size Single-Gang



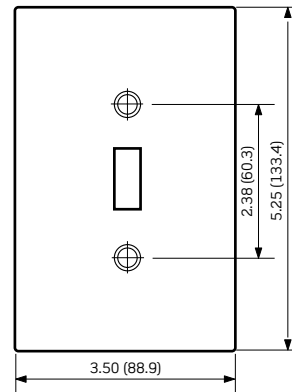
Note: Add 1.81" (46.0mm) for each additional gang.

Midway Size Single-Gang



Note: Add 1.81" (46.0mm) for each additional gang. Midway wallplates can be mounted onto larger-volume outlet boxes and/or used to hide wall irregularities. Midway wallplates are a full 0.375" taller and wider than standard size wallplates.

Oversize Size Single-Gang



Note: Add 1.81" (46.0mm) for each additional gang. Oversized wallplates are used to conceal greater wall irregularities than those hidden by Midway wallplates. Oversized wallplates are a full 0.75" taller and wider than standard size wallplates.



Lockable Enclosures and Wallplates		
Description	Mounting	Cat. No.
Type 1 Steel Enclosure without Switch for 30A Motor Starters	Vertical	N13NC
Lockout Wallplate (lock sold separately) Non-Magnetic S/S	Vertical	84001-LOK

### Duplex Receptacle

Plastic, Nylon and Metal										
Description	Color	Thermoset (Plastic)			Thermoplastic (Nylon)		Metal			
		Cat. No. STANDARD	Cat. No. MIDWAY	Cat. No. OVERSIZE	Cat. No. STANDARD	Cat. No. MIDWAY	Material Type	Cat. No. STANDARD	Cat. No. MIDWAY	Cat. No. OVERSIZE
	White	88003	80503-W	88103	80703-W	PJ8-W	Chrome	—	—	—
	Ivory	86003	80503-I	86103	80703-I	PJ8-I	Aluminum	83003	—	—
	Lt. Almond	78003	80503-T	—	80703-T	PJ8-T	Brass	81003	—	—
	Gray	87003	—	—	80703-GY	PJ8-GY	Polished Brass	81003-PB	—	—
	Black	—	—	—	80703-E	PJ8-E	Stainless Steel	84003	—	84103
	Brown	85003	80503	85103	80703	PJ8	Non-Magnetic S/S	84003-40	SSJ8-40	84103-40
	Red	—	—	—	80703-R	PJ8-R				
	Blue	—	—	—	80703-BU	PJ8-BU				
	Orange	—	—	—	80703-ORG	PJ8-IG				
		White	88016	80516-W	88116	80716-W	PJ82-W	Aluminum	83016	—
Ivory		86016	80516-I	86116	80716-I	PJ82-I	Brass	81016	—	—
Lt. Almond		78016	80516-T	—	80716-T	PJ82-T	Stainless Steel	84016	—	84116
Gray		87016	—	—	80716-GY	PJ82-GY	Non-Magnetic S/S	84016-40	SSJ82-40	84116-40
Black		—	—	—	80716-E	PJ82-E				
Brown		85016	80516	85116	80716	PJ82				
Red		—	—	—	80716-R	PJ82-R				
Blue		—	—	—	80716-BU	—				
Orange		—	—	—	80716-ORG	—				
		White	88030	—	—	80730-W	—	Non-Magnetic S/S	84030-40	SSJ83-40
	Ivory	86030	—	—	80730-I	—				
	Lt. Almond	78030	—	—	—	—				
	Gray	—	—	—	80730-GY	—				
	Brown	85030	—	—	—	—				
	White	88041	—	—	—	—	Non-Magnetic S/S	84041-40	—	—
	Ivory	86041	—	—	—	—				
	Brown	85041	—	—	—	—				
							Non-Magnetic S/S	84055-40	—	—
							Non-Magnetic S/S	84056-40	—	—

## TRADITIONAL | Single Receptacle | Telephone or Cable Outlet

### Single Receptacle

15A and 20A Straight Blade and 15A Locking (1.406" Diameter Hole)





Plastic, Nylon and Metal										
		Thermoset (Plastic)			Thermoplastic (Nylon)		Metal			
Description	Color	Cat. No. STANDARD	Cat. No. MIDWAY	Cat. No. OVERSIZE	Cat. No. STANDARD	Cat. No. MIDWAY	Material Type	Cat. No. STANDARD	Cat. No. MIDWAY	Cat. No. OVERSIZE
1-Gang 	White	88004	80504-W	—	80704-W	PJ7-W	Aluminum	83004	—	—
	Ivory	86004	80504-I	—	80704-I	PJ7-I	Brass	81004	—	—
	Lt. Almond	78004	80504-T	—	80704-T	PJ7-T	Non-Magnetic S/S	84004-40	SSJ7-40	84104-40
	Gray	—	—	—	80704-GY	—				
	Black	—	—	—	80704-E	—				
	Brown	85004	80504	—	80704	—				
	Red	—	—	—	80704-R	PJ7-R				
	Orange	—	—	—	80704-ORG	—				
2-Gang 	White	88052	—	—	—	—	Non-Magnetic S/S	84052-40	—	—
	Ivory	86052	—	—	—	—				
	Brown	85052	—	—	—	—				
3-Gang 							Non-Magnetic S/S	573-N	—	—

### Telephone or Cable Outlet — Box Mounted

Plastic, Nylon and Metal										
		Thermoset (Plastic)		Thermoplastic (Nylon)	Metal					
Description	Color	Cat. No. STANDARD	Cat. No. MIDWAY	Cat. No. MIDWAY	Material Type	Cat. No. STANDARD	Cat. No. MIDWAY			
1-Gang Phone/Cable .312" dia. hole 	White	—	80513-W	—	Aluminum	83013	—			
	Ivory	—	80513-I	—	Brass	81013	—			
	Lt. Almond	—	80513-T	—	Polished Brass	81013-PB	—			
						Stainless Steel	84013	—		
1-Gang Phone/Cable .406" dia. hole 	White	88013	—	PJ11-W*	Non-Magnetic S/S	84061-40	—			
	Ivory	86013	—	PJ11-I*						
	Lt. Almond	78013	—	PJ11-T*						
	Gray	—	—	PJ11-GY*						
	Black	—	—	PJ11-E*						
	Brown	85013	—	PJ11*						
1-Gang Phone/Cable .625" dia. hole 	White	88017	—	—	Brass	81017	—			
	Ivory	86017	—	—	Non-Magnetic S/S	84017-40	—			
2-Gang Phone/Cable .406" dia. hole 	White	88062	—	—	Non-Magnetic S/S	84062-40	—			
	Ivory	86062	—	—						

\*Adapter piece included, box or strap mounted

### Telephone or Cable Outlet — Strap Mounted

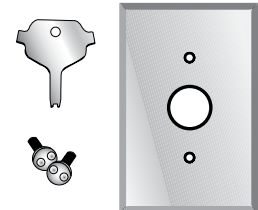
Plastic, Nylon and Metal							
Description	Color	Thermoset (Plastic)		Thermoplastic (Nylon)	Material Type	Metal	
		Cat. No. STANDARD	Cat. No. OVERSIZE	Cat. No. STANDARD		Cat. No. STANDARD	Cat. No. MIDWAY
1-Gang Phone/Cable .312" dia. hole, with knock out to enlarge hole to .625" 	White	88018	—	—			
	Ivory	86018	—	—			
	Brown	85018	—	—			
1-Gang Phone/Cable .406" dia. hole 	White	—	88113	80718-W	Non-Magnetic S/S	84018-40	SSJ11-40
	Ivory	—	86113	80718-I			
	Gray	—	—	80718-GY			
	Black	—	—	80718-E			
	Brown	—	—	80718			
1-Gang Phone/Cable .625" dia. hole 	White	88037	—	—	Non-Magnetic S/S	84037-40	84137-40
2-Gang Phone/Cable .406" dia. hole 	Ivory	P22-I*	—	—			

\*Painted metal wallplates

### Wallplate for Keylock Switches (1221-2kl series)

Type 302 Stainless Steel Wallplate w/Tamper-Resistant Screws and Spanner Tool







Description	Color	Cat. No.
1-Gang	S/S	84071-40
2-Gang	S/S	84072-40
3-Gang	S/S	84073-40



84071-40

## TRADITIONAL | Blanks

### Blanks — Box Mounted

Plastic, Nylon and Metal  										
Description	Color	Thermoset (Plastic)			Thermoplastic (Nylon)		Material Type	Metal		
		Cat. No. STANDARD	Cat. No. MIDWAY	Cat. No. OVERSIZE	Cat. No. STANDARD	Cat. No. MIDWAY		Cat. No. STANDARD	Cat. No. MIDWAY	Cat. No. OVERSIZE
1-Gang 	White	88014	80514-W	88114	80714-W	PJ13-W	Aluminum	83014	—	—
	Ivory	86014	80514-I	86114	80714-I	PJ13-I	Brass	81014	—	—
	Lt. Almond	78014	80514-T	—	80714-T	PJ13-T	Stainless Steel	84014	—	84114
	Gray	87014	—	—	80714-GY	PJ13-GY	Non-Magnetic S/S	84014-40	SSJ13-40	84114-40
	Black	—	—	—	80714-E	PJ13-E				
	Brown	85014	80514	85114	80714	PJ13				
	Red	—	—	—	80714-R	PJ13-R				
2-Gang 	White	88025	80525-W	—	80725-W	PJ23-W	Brass	81025	—	—
	Ivory	86025	80525-I	—	80725-I	PJ23-I	Polished Brass	81025-PB	—	—
	Lt. Almond	78025	80525-T	—	80725-T	PJ23-T	Stainless Steel	84025	—	—
	Gray	87025	—	—	80725-GY	PJ23-GY	Non-Magnetic S/S	84025-40	—	84125-40
	Black	—	—	—	80725-E	PJ23-E				
	Brown	85025	80525	—	80725	—				
—	—	—	—	—	—					
3-Gang 	White	88033	80533-W	—	80735-W	PJ33-W	Non-Magnetic S/S	84033-40	—	84133-40
	Ivory	86033	80533-I	—	80735-I	PJ33-I				
	Gray	—	—	—	80735-GY	—				
	Black	—	—	—	80735-E	—				
	Brown	85033	—	—	—	—				
4-Gang 	White	88064	—	—	—	—	Stainless Steel Non-Magnetic S/S	84064 84064-40	—	—
	Ivory	86064	—	—	—	—				
	Brown	85064	—	—	—	—				
5-Gang							Non-Magnetic S/S	84065-40	—	—
6-Gang							Non-Magnetic S/S	84066-40	—	—
7-Gang							Non-Magnetic S/S	84067-40	—	—
8-Gang							Non-Magnetic S/S	84068-40	—	—

T

Wallplates & Weather-Resistant Covers

### Blanks — Strap Mounted

Plastic, Nylon and Metal								
		Thermoset (Plastic)		Thermoplastic (Nylon)		Metal		
Description	Color	Cat. No. STANDARD	Cat. No. OVERSIZE	Cat. No. STANDARD		Material Type	Cat. No. STANDARD	Cat. No. OVERSIZE
1-Gang 	White	88019	—	80719-W		Stainless Steel Non-Magnetic S/S	84019	84119-40
	Ivory	86019	—	80719-I				
	Gray	—	—	80719-GY				
	Black	—	—	80719-E				
	Brown	85019	—	—				
	Red	—	—	80719-R				
2-Gang 	White	88034	—	80734-W		Non-Magnetic S/S	84034-40	84134-40
	Ivory	86034	—	80734-I				
	Black	—	—	80734-E				
	Red	—	—	80734-R				
3-Gang 	White	88035	—	—		Non-Magnetic S/S	84035-40	—
	Ivory	86035	—	—				
4-Gang 	White	88057	—	—		Non-Magnetic S/S	84057-40	—
	Ivory	86057	—	—				
5-Gang 						Non-Magnetic S/S	S54-N	—

### Power Outlet Receptacles

Plastic, Nylon and Metal — 1-Gang							
		Thermoset (Plastic)		Thermoplastic (Nylon)		Metal	
Description	Color	Cat. No. STANDARD	Cat. No. MIDWAY	Cat. No. STANDARD	Cat. No. MIDWAY	Material Type	Cat. No. STANDARD
20A and 30A Locking Receptacle, 1.60" dia. hole 	White	—	—	80720-W	—	Non-Magnetic S/S	84020-40
	Ivory	—	—	80720-I	—		
	Gray	—	—	80720-GY	—		
	Black	—	—	80720-E	—		
	Brown	—	—	80720	—		
	Red	—	—	80720-R	—		
30A and 50A Receptacle, 2.15" dia. hole 	White	—	80528-W	—	80728-W	Aluminum	83028
	Ivory	—	80528-I	—	80728-I	Brass Finish Steel	4928
	Gray	—	—	—	80728-GY	Gray Painted Steel	4927
	Black	—	80528-BLK	—	80728-E	Stainless Steel	84028
	Brown	—	—	—	80728		

Note: Use with 278, 279, 5206, 5207, 5371, 5372, 5374

Continued on next page

T  
Wallplates & Weather-Resistant Covers

## TRADITIONAL | Power Outlet Receptacles

Continued from previous page

### Power Outlet Receptacles

Standard Size Plastic, Nylon and Metal — 2-Gang						
		Thermoset	Thermoplastic (Nylon)	Metal		
Description	Color	Cat. No.	Cat. No.	Material Type	Cat. No.	
	White	80526-W	80726-W	Aluminum	83026	
	Ivory	80526-I	80726-I	Gray Painted Steel	4934	
	Lt. Almond	80526-T	—	Stainless Steel	84026	
	Black	80526-BLK	—			
	Brown	—	80726			
	White	80530-W	—	Gray Painted Steel	S701-GY	
	Ivory	80530-I	—	Non-Magnetic S/S	S701-40	
	Lt. Almond	80530-T	—			
	Black	80530-BLK	—			
				Stainless Steel	84022	

Note: Use with 278, 279, 5206, 5207, 5371, 5372, 5374

Standard Size Metal — 2-Gang with Centered Opening		
Description	Metal	
	Material Type	Cat. No.
	Non-Magnetic S/S	S746-N
	Brass Non-Magnetic S/S	81040 84040-40
	Non-Magnetic S/S	84039-40
	Non-Magnetic S/S	84092-40

Standard Size Louvre				
		Painted Steel	Metal	
Description	Color	Cat. No.	Material Type	Cat. No.
	White	88079	Brass	81079
	Ivory	86079	Non-Magnetic S/S	84079-40
	White	88080	Brass	81080
	Ivory	86080	Non-Magnetic S/S	84080-40
			Non-Magnetic S/S	84081-40

Wallplates & Weather-Resistant Covers

### Decora® and Decora Plus™ Wallplates

Leviton Decora Plus™ and Decora® Designer Wallplates — available in a wide spectrum of colors and styles — can add subtle elegance to any home. You can go modern with Decora Plus™ screwless, snap-on wallplates, which install fast and flawlessly. Sleek, versatile and convenient, they now come in a midway size that gives even greater coverage, and can hide unsightly wall surface irregularities. All Leviton decorative wallplates can stand up to heavy use while coordinating perfectly with paint or wallcoverings. Think of them as the finishing touch to giving a home its signature look.

#### Sample Decora® & Decora Plus™
















T  
Wallplates & Weather-Resistant Covers

#### Color Choices

Decora® and Decora Plus™ wallplates are offered in a wide range of colors and finishes.

To order colors, add suffix to Cat. No.

- |   |   |   |   |   |   |  |   |   |   |
|---|---|---|---|---|---|--|---|---|---|
|  |  |  |  |  |  |  |  |  |  |
| White<br>(-W)   | Ivory<br>(-I)   | Light Almond<br>(-T)  | Gray<br>(-G/-GY)  | Black<br>(-E)   | Brown   | Blue<br>(-B)   | Orange<br>(-O)  | Red<br>(-R)   | Brushed<br>Brass  |
|  |  |  |   |   |   |  |   |   |   |
| Polished<br>Brass<br>(-PB)  | Satin-Finish<br>Stainless<br>Steel  | Aluminum  |   |   |   |  |   |   |   |

## DECORA® AND DECORA PLUS™

### Decora® and Decora Plus™ Wallplates

#### Features and Benefits

##### All Decora® Wallplates

- Accent any wall covering with a wide selection of colors and finishes
- Smooth face and rounded edges resist dust accumulation
- Color-matched metal mounting screws supplied

##### Midway

- Midway wallplates can be used to hide wall surface irregularities
- Midway wallplates are a full 0.375" taller and wider than standard wallplates

##### Oversize

- Oversize wallplates can be used to hide greater wall surface irregularities than those hidden by Midway wallplates
- Oversize wallplates are a full 0.75" taller and wider than standard wallplates

##### Thermoset Wallplates

- Designed for high dielectric strength and arc resistance
- Meets or exceeds UL 514 testing requirements
- Resistant to fading, discoloration, grease, oils, organic solvents, moisture and scratches
- Backed by a limited 2-year warranty

##### Thermoplastic Wallplates

- Molded thermoplastic for maximum resistance to impact, abrasion, fading and discoloration
- Resistant to mechanical stress associated with high abuse applications
- Backed by a limited 10-year warranty

##### Metal Wallplates (Commercial Grade)










- Rounded edges to prevent injury and wall damage
- Deluxe stainless steel is non-magnetic Type 302, .032" thick — brushed finish
- Standard stainless steel Type 430, .032" thick, also available — brushed finish
- Brass is 70/30 alloy 260, .040" thick — polished or brushed finish
- Aluminum is 3004 alloy, .040" thick
- Backed by a limited 10-year warranty

##### Antimicrobial

- All antimicrobial devices use silver ions (Ag+) as the antimicrobial agent in the product material
- Antimicrobial material has been tested to show a consistent {3 log (>99.9%)} microbial reduction rate against a broad range of bacteria pursuant to the JIS Z 2801:2000 test protocol



### Decora®

Plastic, Nylon and Metal  										
Rating	Thermoset (Plastic)			Thermoplastic (Nylon)		Metal				
Description	Color	Cat. No. STANDARD	Cat. No. MIDWAY	Cat. No. OVERSIZE	Cat. No. STANDARD	Cat. No. MIDWAY	Material Type	Cat. No. STANDARD	Cat. No. MIDWAY	Cat. No. OVERSIZE
 1-Gang	White	80401-W	80601-W	88601-W	80401-NW	PJ26-W	Aluminum	83401	—	—
	Ivory	80401-I	80601-I	—	80401-NI	PJ26-I	Brass	81401	—	—
	Light Almond	80401-T	80601-T	—	80401-NT	PJ26-T	Polished Brass	81401-PB	—	—
	Gray	80401-GY	—	—	80401-NGY	PJ26-GY	Non-Magnetic S/S	84401-40	SSJ26-40	S026
	Black	80401-E	—	—	80401-NE	PJ26-E	Antimicrobial*	84401-A40	—	—
	Brown	80401	80601	—	80401-N	PJ26	EMERGENCY	84401-E40	—	—
	Red	—	—	—	80401-NR	PJ26-R	Antimicrobial*	—	—	—
	Blue	—	—	—	80401-NB	—	—	—	—	—
 2-Gang	White	80409-W	80609-W	88602-W	80409-NW	PJ262-W	Aluminum	83409	—	—
	Ivory	80409-I	80609-I	88602-I	80409-NI	PJ262-I	Brass	81409	—	—
	Light Almond	80409-T	80609-T	—	80409-NT	PJ262-T	Polished Brass	81409-PB	—	—
	Gray	80409-GY	—	—	80409-NGY	PJ262-GY	Non-Magnetic S/S	84409-40	—	S0262
	Black	80409-E	—	—	80409-NE	PJ262-E	Antimicrobial*	84409-A40	—	—
	Brown	80409	80609	—	80409-N	—	—	—	—	—
	Red	—	—	—	80409-NR	—	—	—	—	—
	Blue	—	—	—	80409-NB	—	—	—	—	—
 3-Gang	White	80411-W	80611-W	—	80411-NW	PJ263-W	Aluminum	83411	—	S0263
	Ivory	80411-I	80611-I	—	80411-NI	PJ263-I	Brass	81411	—	—
	Light Almond	80411-T	80611-T	—	80411-NT	PJ263-T	Polished Brass	81411-PB	—	—
	Gray	80411-GY	—	—	80411-NGY	PJ263-GY	Non-Magnetic S/S	84411-40	—	—
	Black	80411-E	—	—	—	—	—	—	—	—
	Brown	80411	80611	—	80411-N	—	—	—	—	—
 4-Gang	White	80412-W	80612-W	—	80412-NW	PJ264-W	Brass	81412	—	—
	Ivory	80412-I	80612-I	—	80412-NI	PJ264-I	Non-Magnetic S/S	84412-40	—	—
	Light Almond	80412-T	80612-T	—	80412-NT	PJ264-T	—	—	—	—
	Gray	80412-GY	—	—	—	PJ264-GY	—	—	—	—
	Black	80412-E	—	—	—	—	—	—	—	—
	Brown	80412	80612	—	80412-N	—	—	—	—	—
 5-Gang	White	80423-W	—	—	—	—	Brass	81423	—	—
	Ivory	80423-I	—	—	—	—	Non-Magnetic S/S	84423-40	—	—
	Light Almond	80423-T	—	—	—	—	—	—	—	—
	Gray	80423-GY	—	—	—	—	—	—	—	—
	Black	80423-E	—	—	—	—	—	—	—	—
	Brown	80423	—	—	—	—	—	—	—	—
 6-Gang	White	80436-W	—	—	—	—	Non-Magnetic S/S	84436-40	—	—
	Ivory	80436-I	—	—	—	—	—	—	—	—
	Light Almond	80436-T	—	—	—	—	—	—	—	—
	Gray	80436-GY	—	—	—	—	—	—	—	—
	Black	80436-E	—	—	—	—	—	—	—	—
	Brown	80436	—	—	—	—	—	—	—	—
 7-Gang	White	80407-W**	—	—	—	—	—	—	—	—
	Ivory	80407-I**	—	—	—	—	—	—	—	—

\*Stainless Steel (Clear)  
\*\*Painted Metal Wallplate

Continued on next page



#### Related Products

Find the right antimicrobial switch for your antimicrobial wallplate. See page A-23 in the Switches & Motor Control section for more information.

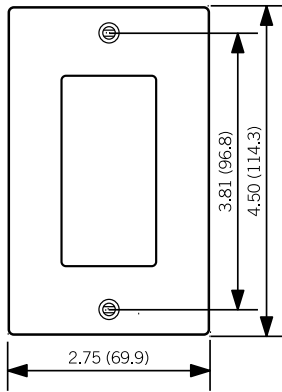
## DECORA® | Dimensions

Continued from previous page

**Decora®**

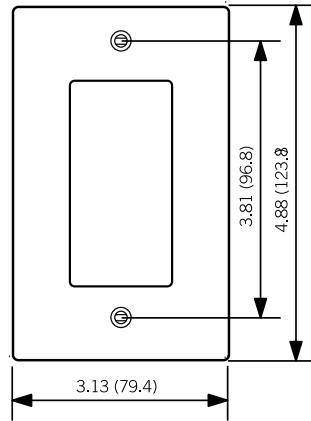
### Dimensions — Single Gang

Standard Size Single-Gang



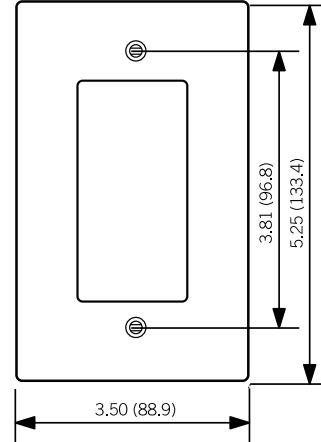
Note: Add 1.81" (46.0mm) for each additional gang.

Midway Size Single-Gang



Note: Add 1.81" (46.0mm) for each additional gang. Midway wallplates can be mounted onto larger-volume outlet boxes and/or used to hide wall irregularities. Midway wallplates are a full 0.375" taller and wider than standard size wallplates.

Oversize Size Single-Gang



Note: Add 1.81" (46.0mm) for each additional gang. Oversized wallplates are used to conceal greater wall irregularities than those hidden by Midway wallplates. Oversized wallplates are a full 0.75" taller and wider than standard size wallplates.







T

### Decora Plus™

#### Features and Benefits

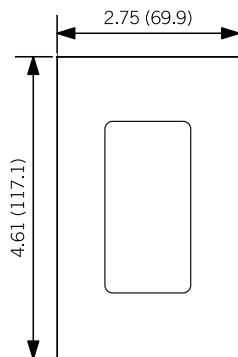
- Sleek, smooth contemporary styling with no mounting screws and no subplate screws for ease of installation and cleaning
- Decora® compatible — two-piece kit allows easy use with any Decora installation
- Constructed of durable polycarbonate to withstand abuse
- Screwless subplate offers ease of installation — exclusive “Hook n’ Snap” feature provides an easy, convenient and truly screwless wallplate installation

#### Screwless Snap-On Wallplates (with Screwless Subplate)

	Description	Color	Cat. No.		Description	Color	Cat. No.
	1-Gang	White Ivory Lt. Almond Gray Black Brown	80301-SW 80301-SI 80301-ST 80301-SGY 80301-SE 80301-S		4-Gang	White Ivory Lt. Almond Black Brown	80312-SW 80312-SI 80312-ST 80312-SE 80312
	2-Gang	White Ivory Lt. Almond Gray Black Brown	80309-SW 80309-SI 80309-ST 80309-SGY 80309-SE 80309-S		5-Gang	White Ivory Lt. Almond	80321-SW 80321-SI 80321-ST
	3-Gang	White Ivory Lt. Almond Black Brown	80311-SW 80311-SI 80311-ST 80311-SE 80311-S		6-Gang	White Ivory Lt. Almond	80326-SW 80326-SI 80326-ST

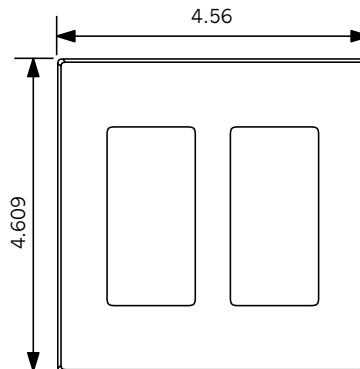
#### Dimensions for Screwless Snap-On Wallplates

80301-S



Note: Add 1.81" (46.0mm) for each additional gang

80309




Note: Add 1.81" (46.0mm) for each additional gang

## COMBINATION

### Combination Wallplates

Need a wallplate that does more than one job? Turn to Leviton's combination wallplate line. Leviton combination wallplates come in a variety of configurations and gangs; a broad selection of materials including aluminum, brass, stainless steel and plastic; and an assortment of colors. If you have a unique application, Leviton can also customize a wallplate for it.

#### Sample Combination Wallplates



T

Wallplates & Weather-Resistant Covers

### Single Receptacle Combination Wallplates

Plastic, Nylon and Metal									
Description	Color	Thermoset (Plastic)			Thermoplastic (Nylon)		Metal		
		Cat. No. STANDARD	Cat. No. MIDWAY	Cat. No. OVERSIZE	Cat. No. STANDARD	Cat. No. MIDWAY	Material Type	Cat. No. STANDARD	
2-Gang: 1-Toggle, 1-Single 1.406" dia. Hole 	White	88007	—	—	—	—	Stainless Steel Non-Magnetic S/S	84007	
	Ivory	86007	—	—	—	—		84007-40	
3-Gang: 2-Toggle, 1-Single 1.406" dia. Hole 							Non-Magnetic S/S	84088-40	
								84042-40	
4-Gang: 3-Toggle, 1-Single 1.406" dia. Hole 							Non-Magnetic S/S	84042-40	
								84146-40	
2-Gang: 1-Single 1.406" dia. Hole, 1-Duplex 	White	88046*	—	—	—	—	Non-Magnetic S/S	84146-40	
	Ivory	86046*	—	—	—	—			

\*Painted Metal Wallplates

### Duplex Receptacle Combination Wallplates







Plastic, Nylon and Metal									
Description	Color	Thermoset (Plastic)			Thermoplastic (Nylon)		Metal		
		Cat. No. STANDARD	Cat. No. MIDWAY	Cat. No. OVERSIZE	Cat. No. STANDARD	Cat. No. MIDWAY	Material Type	Cat. No. STANDARD	Cat. No. OVERSIZE
2-Gang: 1-Toggle, 1-Duplex 	White	88005	80505-W	88105	80705-W	PJ18-W	Aluminum	83005	—
	Ivory	86005	80505-I	86105	80705-I	PJ18-I	Polished Brass	81005-PB	—
	Lt. Almond	78005	80505-T	—	80705-T	PJ18-T	Stainless Steel	84005	—
	Gray	87005	—	—	80705-GY	—	Non-Magnetic S/S	84005-40	84105-40
	Black	—	—	—	80705-E	PJ18-E			
	Brown	85005	—	—	80705	—			
	Red	—	—	—	80705-R	—			
3-Gang: 2-Toggle, 1-Duplex 	White	88021	80521-W	80516-W	80721-W	PJ21-W	Brass	81021	—
	Ivory	86021	80521-I	80516-I	80721-I	PJ21-I	Non-Magnetic S/S	84021-40	84121-40
	Lt. Almond	78021	80521-T	80516-T	—	PJ21-T			
	Black	—	—	—	80721-E	—			
	Brown	85021	80521	80516	—	—			
4-Gang: 3-Toggle, 1-Duplex 	White	P38-W	—	—	80743-W	—	Stainless Steel	84043	—
	Ivory	P38-I	—	—	80743-I	—			
	Lt. Almond	P38-T	—	—	—	—			
	Brown	P38	—	—	—	—			

Continued on next page

## COMBINATION | Duplex Receptacle | Decora®/GFCI







Continued from previous page

### Duplex Receptacle Combination Wallplates

Plastic, Nylon and Metal  									
Description	Color	Thermoset (Plastic)			Thermoplastic (Nylon)		Metal		
		Cat. No. STANDARD	Cat. No. MIDWAY	Cat. No. OVERSIZE	Cat. No. STANDARD	Cat. No. MIDWAY	Material Type	Cat. No. STANDARD	Cat. No. OVERSIZE
5-Gang: 4-Toggle, 1-Duplex 	White Ivory	P48-W* P48-I*	—	—	—	—	Non-Magnetic S/S	S48-N	—
3-Gang: 1-Toggle, 2-Duplex 	White Ivory Brown	88047 86047 85047	—	—	80747-W 80747-I —	—	Non-Magnetic S/S	84047-40	84147-40
4-Gang: 2-Toggle, 2-Duplex 							Brass Non-Magnetic S/S	81045 84045-40	—
2-Gang: 1-Duplex, 1-Decora®/GFCI 	White Ivory Lt. Almond Gray Black Brown Red	80455-W 80455-I 80455-T — — 80455 —	—	—	80746-W 80746-I 80746-T 80746-GY 80746-E 80746 80746-R	PJ826-W PJ826-I PJ826-T — — — —	Non-Magnetic S/S	84455-40	—

\*Painted Metal Wallplates


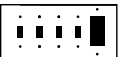

### Decora®/GFCI Combination Wallplates

Plastic, Nylon and Metal  							
Description	Color	Thermoset (Plastic)		Thermoplastic (Nylon)		Metal	
		Cat. No. STANDARD	Cat. No. MIDWAY	Cat. No. STANDARD	Cat. No. MIDWAY	Material Type	Cat. No. STANDARD
2-Gang: 1-Toggle, 1-Decora®/GFCI 	White Ivory Lt. Almond Gray Black Brown Red	80405-W 80405-I 80405-T 80405-GY 80405-E 80405 —	80605-W 80605-I 80605-T — — — —	80707-W 80707-I 80707-T 80707-GY 80707-E 80707 80707-R	PJ126-W PJ126-I PJ126-T — — PJ126 —	Stainless Steel	S126
3-Gang: 2-Toggle, 1-Decora®/GFCI 	White Ivory Lt. Almond Black Brown	80421-W 80421-I 80421-T — 80421	— — — — —	80745-W 80745-I — 80745-E —	PJ226-W PJ226-I PJ226-T — PJ226	Non-Magnetic S/S	84421-40
3-Gang: 2-Decora®/GFCI, 1-Toggle 	White Ivory Lt. Almond Brown	80431-W 80431-I 80431-T 80431	— — — —	80731-W 80731-I — —	— — — —		
4-Gang: 3-Toggle, 1-Decora®/GFCI 	White Ivory Lt. Almond Brown	P326-W P326-I P326-T P326	— — — —	80732-W 80732-I — —	— — — —		

Continued on next page





Continued from previous page

### Decora®/GFCI Combination Wallplates

Plastic, Nylon and Metal							
Description	Color	Thermoset (Plastic)		Thermoplastic (Nylon)		Metal	
		Cat. No. STANDARD	Cat. No. MIDWAY	Cat. No. STANDARD	Cat. No. MIDWAY	Material Type	Cat. No. STANDARD
4-Gang: 2-Toggle, 2-Decora®/GFCI 	White Ivory	P2262-W* P2262-I*	— —	— —	— —		
5-Gang: 4-Toggle, 1-Decora®/GFCI 						Non-Magnetic S/S	S426-N
2-Gang: 1-Duplex, 1-Decora®/GFCI 	White Ivory Lt. Almond Gray Black Brown Red	80455-W 80455-I 80455-T — — 80455 —	— — — — — — —	80746-W 80746-I 80746-T 80746-GY 80746-E 80746 80746-R	PJ826-W PJ826-I PJ826-T — — — —		

\*Painted Metal Wallplates

### Blank Combination Wallplates

Plastic, Nylon and Metal								
Description	Color	Thermoset (Plastic)			Thermoplastic (Nylon)		Metal	
		Cat. No. STANDARD	Cat. No. MIDWAY	Cat. No. OVERSIZE	Cat. No. STANDARD	Material Type	Cat. No. STANDARD	
2-Gang: 1-Toggle, 1-Blank Box Mount 	White Ivory Brown	88006 86006 85006	80506-W 80506-I 80506	— — —	— — —		Non-Magnetic S/S 84006-40	
2-Gang: 1-Toggle, 1-Blank Strap Mount 	White Ivory Lt. Almond Gray Red	— — — — —	— — — — —	— — — — —	80706-W 80706-I 80706-T 80706-GY 80706-R		Non-Magnetic S/S 84077-40	
3-Gang: 2-Toggle, 1-Blank Strap Mount 							Non-Magnetic S/S S214-N	
2-Gang: 1-Blank, 1-Decora®/GFCI Strap Mount 	White Ivory Lt. Almond Gray Black Brown	P1426-W* P1426-I* — — — —	80608-W 80608-I 80608-T — — 80608	— — — — — —	80708-W 80708-I 80708-T 80708-GY 80708-E 80708		Non-Magnetic S/S S1426-N	

\*Painted Metal Wallplates

Continued on next page

T  
Wallplates & Weather-Resistant Covers

## COMBINATION | Blank | Telephone and CATV

Continued from previous page

### Blank Combination Wallplates

Plastic, Nylon and Metal								
Description	Color	Thermoset (Plastic)			Thermoplastic (Nylon)		Metal	
		Cat. No. STANDARD	Cat. No. MIDWAY	Cat. No. OVERSIZE	Cat. No. STANDARD	Cat. No. MIDWAY	Material Type	Cat. No. STANDARD
2-Gang: 1-Blank, 1-Duplex, Box Mount 	White Ivory Brown	88008 86008 85008	80508-W 80508-I —	— 86108 —	— N138-I —	— — —		
2-Gang: 1-Blank, 1-Duplex, Strap Mount 	White Ivory	88087* 86087*	— —	— —	— —	— —	Non-Magnetic S/S	84087-40
2-Gang: 1-Blank, 1-Single 1.406" dia. Hole, Strap Mount 	White Ivory	88085* 86085*	— —	— —	— —	— —	Non-Magnetic S/S	84085-40



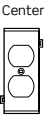
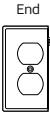




\*Painted Metal Wallplates

### Telephone and CATV Wallplates




Plastic, Nylon and Metal								
Description	Color	Thermoset (Plastic)			Thermoplastic (Nylon)		Metal	
		Cat. No. STANDARD	Cat. No. MIDWAY	Cat. No. OVERSIZE	Cat. No. STANDARD	Cat. No. MIDWAY	Material Type	Cat. No. STANDARD
2-Gang: 1-Toggle, 1-Phone/Cable 406" dia. Hole, Strap Mount 	White Ivory	88077 86077	— —	— —	— —	— —		
2-Gang: 1-Phone/Cable 406" dia. Hole, 1-Duplex, Strap Mount 	White Ivory	88078 86078	— —	— —	— —	— —	Non-Magnetic S/S	84078-40
2-Gang: 1-Phone/Cable 406" dia. Hole, 1-Decora, Strap Mount 	White Ivory	80479-W 80479-I	— —	— —	— —	— —		



### Thermoplastic and Metal Combination Specialty Wallplates

Thermoplastic (Nylon) Sectionals for Multi-Gang Installations*  			
		Center Panel	End Panel
Description		Cat. No.	Cat. No.
  Duplex Receptacle	White Ivory Lt. Almond	PSC8-W PSC8-I PSC8-T	PSE8-W PSE8-I PSE8-T
 Toggle Switch	White Ivory Lt. Almond	PSC1-W PSC1-I PSC1-T	PSE1-W PSE1-I PSE1-T
 Single Receptacle, 1.406" dia. Hole	White Ivory	PSC7-W PSC7-I	PSE7-W PSE7-I
 Blank, Strap Mount	White Ivory Lt. Almond	PSC14-W PSC14-I PSC14-T	PSE14-W PSE14-I PSE14-T
 Decora® Panels	White Ivory Lt. Almond	PSC26-W PSC26-I PSC26-T	PSE26-W PSE26-I PSE26-T







\*Outer dimensions of Wallplates created from two or more sectional panels will be the same as standard multi-gang plates

Horizontal Split Plate for Terminated Cable, Nylon and Metal  				
		Thermoplastic (Nylon)	Metal	
Description	Color	Cat. No.	Material Type	Cat. No.
 1-Gang, .625" dia. Hole with Grommet, .406" Inner dia.	White Ivory	N751-W N751-I	Stainless Steel	S751-N

**SPECIAL PURPOSE** | Hot Stamped and Engraved

## Special Purpose

### Hot Stamped and Engraved Wallplates

Nylon and Metal  							
		Thermoplastic (Nylon)			Metal		
Description	Color	Cat. No. STANDARD	Cat. No. STANDARD	Cat. No. MIDWAY	Material Type	Cat. No. STANDARD	
 1-Gang 1-Duplex Stamped and Engraved "Emergency"	Red	80703-RE <i>Engraved Black Letters</i>	80703-REW <i>Engraved White Letters</i>	PJ8-RE <i>Engraved Black Letters</i>	Non-Magnetic S/S	84003-E40 <i>Engraved Red Letters</i>	
 2-Gang 2-Duplex Stamped and Engraved "Emergency"	Red	80716-RE <i>Engraved Black Letters</i>	80716-REW <i>Engraved White Letters</i>	PJ82-RE <i>Engraved Black Letters</i>	Non-Magnetic S/S	84016-E40 <i>Engraved Red Letters</i>	
 1-Gang 1-Duplex Stamped and Engraved "Isolated Ground"	Orange	80703-IG <i>Engraved Black Letters</i>	—	PJ8-IG <i>Engraved Black Letters</i>	Non-Magnetic S/S	84003-IG <i>Engraved Black Letters</i>	
 2-Gang 2-Duplex Stamped and Engraved "Isolated Ground"	Orange	80716-IG <i>Engraved Black Letters</i>	—	—			
 1-Gang 1-Single 1.406" dia. Hole Stamped and Engraved "Isolated Ground"	Orange	80704-IG <i>Engraved Black Letters</i>	—	—			
 1-Gang 1-Decora® Stamped "Isolated Ground"	Orange	80401-IG <i>Engraved Black Letters</i>	—	—			
 1-Gang 1-Decora® and Engraved "Emergency"	Red	—	80401-REW <i>Engraved White Letters</i>	—	Non-Magnetic S/S	84401-E40 <i>Engraved Red Letters</i>	
 2-Gang 2-Decora® and Engraved "Emergency"	Red	—	80409-REW <i>Engraved White Letters</i>	—	Non-Magnetic S/S	84409-E40 <i>Engraved Red Letters</i>	
 1-Gang 1-Decora® Stamped "GFCI Protected"	White Ivory	80401-GFW 80401-GFI <i>Engraved Black Letters</i>	—	—	Non-Magnetic S/S	84003-G40 <i>Engraved Black Letters</i>	
 1-Gang 1-Decora® Stamped "Computer Only"	Ivory	80401-COI <i>Engraved Black Letters</i>	—	—			
 1-Gang 1-Toggle Stamped and Engraved "Emergency"	Red	80701-RE <i>Engraved Black Letters</i>	80701-REW <i>Engraved White Letters</i>	—	Non-Magnetic S/S	84001-E40 <i>Engraved Red Letters</i>	
 1-Gang 1-Duplex Stamped "Computer Only"	Orange	80703-COO <i>Engraved Black Letters</i>	—	—			

Wallplates & Weather-Resistant Covers



## CUSTOM WALLPLATES | How To Order

Continued from previous page

### How To Fill Out The Custom Wallplate Order Form

#### Step 1: Determine the Wallplate Catalog Number

The catalog number for a custom wallplate is determined as follows: a single-gang custom wallplate is Cat. No. 90001, a double-gang custom wallplate is Cat. No. 90002, a three-gang custom wallplate is Cat. No. 90003, and so on through the sequence to Cat. No. 90010 for a ten-gang custom wallplate. Enter the number in the space on the Order Form marked "CAT. NO." If you are ordering a standard metal wallplate for custom engraving, use the 90000 series number. If you are ordering a standard nylon wallplate for custom hot stamping, enter that wallplate's catalog number in the space on the Order Form marked "CAT. NO."

#### Step 2: Select the Wallplate Material

Choose the custom wallplate material desired from the Material Chart below. Enter the material code for the material selected in the space marked "MATERIAL CODE" on the Order Form. When ordering Custom Hot Stamped wallplates, enter NYLON.

Material	Material Code
Aluminum*	AL — No Engraving or Hot Stamping
Brass (Satin)	BR
Polished Brass	PB
Non-Magnetic Stainless Steel-Type 302/304	S3
Oversize Non-Magnetic Stainless Steel-Type 302/304*	S30
Painted Steel	S5
Oversize Painted Steel**	S50
Chrome	CRM
Raw Steel	RAW

\*6-Gang maximum size, standard size only.

\*\*4-Gang maximum size

#### Step 3: Determine the Quantity of the Wallplate Order

Enter the number of wallplates needed in the space marked "QUANTITY" on the Order Form.

#### Step 4: Determine the Custom Wallplate Configuration

The Wallplate Configuration Chart below shows all the configurations that can be specified for Leviton custom metal wallplates. Each configuration has a specific Configuration Code number in the lower right-hand corner of its corresponding space on the chart. Enter this configuration code in the center of the corresponding square on the Order Form Grid to match its desired position on the finished custom wallplate. If necessary refer to the Sample Order Form Grid on page T-23 for clarification on configurations and their placement.

Toggle Switch <b>01</b>	Duplex Receptacle <b>03</b>	Louvre Horizontal Mount <b>05</b>	Louvre Vertical Mount* <b>07</b>	Blank Box Mount <b>09</b>	Blank Strap Mount <b>11</b>
Decora/GFCI <b>13</b>	Single 1.406" dia. Receptacle <b>15</b>	1.60" dia. Hole <b>17</b>	2.15" dia. Hole** <b>19</b>	2.647" dia. Hole** <b>21</b>	.312" dia. Hole Strap Mount <b>23</b>
.312" dia. Hole Box Mount <b>25</b>	.406" dia. Hole Strap Mount <b>27</b>	.406" dia. Hole Box Mount <b>29</b>	.625" dia. Hole Strap Mount <b>31</b>	.625" dia. Hole Box Mount <b>33</b>	Interchangeable 1-Device Vertical <b>35</b>
Interchangeable 1-Device Horizontal <b>37</b>	Interchangeable 2-Device <b>39</b>	Interchangeable 3-Device <b>41</b>	2.460" dia. Hole 2-Gang Only** <b>47</b>	0.880" dia. Hole for Key Lock Power Switch** <b>49</b>	0.880" dia. Hole for Key Lock Power Switch**. Tamper-resistant screws and screwdriver included w/Key Lock configurations. Device mount unless specified otherwise. For 1-gang, order 84071-40.

Enter the code number for the configurations you select in the center box on each desired wallplate position on the Custom Wallplate Order Form.

\*3-Gang minimum.

\*\*2-Gang minimum

Continued on next page

Continued from previous page

### How To Fill Out The Custom Wallplate Order Form

#### Step 5: Select the Wallplate Color

For painted metal, select one of the following colors and enter its color code in the space marked "COLOR CODE" on the order form:

Color	Wallplate Color Code
Black	PE
Brown	PB
Gray	PG
Ivory	PI
Orange	PO
Red	PR
White	PW
Lt. Almond	PT
Antimicrobial - Clear*	AC

\*Only available on Stainless Steel. Contact Customer Service for lead time

#### Step 6: Enter Engraving Information

**NOTE: WE CAN ENGRAVE NYLON AND PAINTED AND UNPAINTED METAL WALLPLATES.** After completing steps 1-5:

- 6A) Type or clearly print the message(s) (i.e., TURN OFF) as you wish it to appear on the lines provided in the appropriate Grid box(es).
- 6B) Select the size of the letters you desire for the wallplate message from the dimensions shown below and enter that size in the space marked "LETTER SIZE" on the Order Form.
- 6C) Select the fill-in color for the message letters from the chart below and enter the code for the color chosen in the space marked "FILLER CODE."

Note: Nylon Plates — Engraving or Hot Stamping only on Stock Cat. Numbers

Filler Color Codes for Engraved Wallplates		Letter Size Gauge for Engraved Wallplates				
Color	Code	1/8"	3/16"	1/4"	5/16"	3/8"
Black	PE					
White	PW					
Red	PR					
No Filler	XX					

Note: Letters above shown actual size

#### Step 7: Enter Hot Stamping Information

7A) Select the message(s) desired from the Message Library below. Enter the message on the lines provided in the appropriate Grid box(es) where they should appear. The message will be stamped in 3/16"-high text.

##### HOT STAMPING MESSAGE LIBRARY FOR CUSTOM NYLON WALLPLATES

- |                    |             |                |                       |                 |
|--------------------|-------------|----------------|-----------------------|-----------------|
| 1. SHOWER          | 7. HEAT     | 13. ON         | 19. ISOLATED          | 25. EQUIP       |
| 2. VANITY          | 8. DATA     | 14. PROTECTED  | 20. GROUND            | 26. FLUORESCENT |
| 3. VOICE           | 9. COMPUTER | 15. OFF        | 21. CONDITIONED       | 27. OIL         |
| 4. ONLY            | 10. GFCI    | 16. OIL BURNER | 22. CONDITIONED POWER | 28. POWER       |
| 5. ISOLATED GROUND | 11. SURGE   | 17. PC         | 23. CRITICAL          | 29. UPS         |
| 6. EMERGENCY       | 12. FAN     | 18. DEDICATED  | 24. ELEC.             |                 |

7B) Select the fill-in color for the message letters from the chart below and enter the code for the color chosen in the space marked "FILLER CODE."

Filler Color Codes for Hot Stamping	
Color	Code
Black	XE
White	XW
Red	XR
No Filler	XX

To order nylon wallplates with custom hot stamped message, contact your Leviton salesman or customer service representative

8) Note: Sequential engraving is available. Consult factory for ordering instructions.

Continued on next page

## CUSTOM WALLPLATES | How To Order

Continued from previous page

### Custom Wallplate Order Form To order Custom Wallplates, please fill out this form and send to your Leviton representative

BILL TO _____	SHIP TO _____
_____	_____
_____	_____
_____	_____
P.O. # _____	PRICE _____

**STEP: 1** CAT. NO. \_\_\_\_\_ **STEP: 2** MATERIAL CODE pick one \_\_\_\_\_ (AL) (BR) (PB) (S3) (S30) (S5) (CRM) (RAW)

**STEP: 3** QTY. \_\_\_\_\_ **STEP: 4** WALLPLATE CONFIGURATION & MESSAGE LOCATION

(1)	(2)	(3)	(4)	(5)	(6)	(7)	(8)	(9)	(10)	(11)	(12)
<input type="checkbox"/>	<input type="checkbox"/>	<input type="checkbox"/>	<input type="checkbox"/>	<input type="checkbox"/>	<input type="checkbox"/>	<input type="checkbox"/>	<input type="checkbox"/>	<input type="checkbox"/>	<input type="checkbox"/>	<input type="checkbox"/>	<input type="checkbox"/>

**STEP: 5** WALLPLATE COLOR CODE \_\_\_\_\_ pick one > (PE) (PB) (PG) (PI) (PO) (PR) (PW) (PT) (AC)

**STEP: 6** ENGRAVING INFORMATION \_\_\_\_\_ pick one > (YES) (NO)  
 ENGRAVED FILLER CODE \_\_\_\_\_ pick one > (PE) (PB) (PG) (PI) (PO) (PR) (PW) (PT)  
 ENGRAVED LETTER SIZE \_\_\_\_\_ pick one > (1/8") (3/16") (1/4") (5/16") (3/8")

Engraving Information (Please print per corresponding gang number)



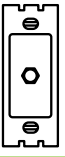
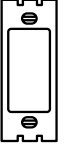
(1)	_____
(2)	_____
(3)	_____
(4)	_____
(5)	_____
(6)	_____
(7)	_____
(8)	_____
(9)	_____
(10)	_____
(11)	_____
(12)	_____





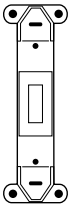
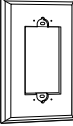


**STEP: 7** HOT STAMPING INFORMATION pick one \_\_\_\_\_ (YES) (NO)  
 HOT STAMPED FILLER CODE pick one \_\_\_\_\_ (XE) (XW) (XR) (XX)

**ADDITIONAL INFORMATION** (Use this space to add additional information that may be helpful.)

- TERMS**
- Please take care to complete your order carefully. Custom wallplates cannot be returned
  - Custom orders are shipped in three to four weeks
  - All engraving shall be centered within its corresponding gang unless specifically instructed to span across multiple gangs
  - All engravings on toggle configurations shall appear above the mounting screw holes unless specifically instructed otherwise
  - All engravings on GFCI/Decora® configurations shall appear below the mounting screw hole unless specifically instructed otherwise

### Adapters and Accessories

Decora Plus™ Standard Size Plastic Adapters  			
	Description	Color	Cat. No.
	CATV Jack	White Ivory Lt. Almond Gray Black	80381-W 80381-I 80381-T 80381-GY 80381-E
	Blank No Hole	White Lt. Almond Gray Black	80314-W 80314-T 80314-GY 80314-E

Plastic Adapters  			
	Description	Color	Cat. No.
	Dimmer Shaft .406" dia. Hole	White Ivory Lt. Almond Black Brown	80400-W 80400-I 80400-T 80400-E 80400
	Blank Decora® No Hole	White Ivory Lt. Almond Gray Black Brown	80414-W 80414-I 80414-T 80414-GY 80414-E 80414
	Blank Toggle No Hole	White Ivory Lt. Almond Gray Brown	80700-W 80700-I 80700-T 80700-GY 80700
	Wallbox Adapter: Extends shallow wallbox to fit GFCI/Decora® device	White Ivory Brown	6197-W 6197-I 6197
	Snap-in Grommet: Reduces 1.406" to 1.00" for use with single receptacle wallplates	Black	403-E
	Thermoplastic Yoke/Mounting Strap with Screws	White	404


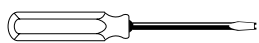
All devices are UL Listed and CSA Certified




Wallplates & Weather-Resistant Covers **T**

## ADAPTERS AND ACCESSORIES | Screws and Jewels

### Adapters and Accessories

Wallplate Screws		
Description	Color	Cat. No.
 Oval Head Milled Slot 5/16" Long - 6-32 Thread, 100 per Box	White Ivory Lt. Almond Gray Stainless Steel	88400-PRT 86400-PRT 78400-PRT 87400-PRT 84400-PRT
 Oval Head Milled Slot, 1/2" Long - 6-32 Thread, 100 per Box	White Ivory Lt. Almond Brown Stainless Steel	88000-PRT 86000-PRT 78000-PRT 85000-PRT 84000-PRT
 Oval Head Milled Slot 7/8" Long - 6-32 Thread, 100 per Box	White Ivory Lt. Almond	88500-PRT 86500-PRT 78500-PRT

Tamper-Resistant Spanner Head Wallplate Screws		
Description	Color	Cat. No.
 Spanner Head 1/2" Long - 6-32 Thread, 100 per Box	Stainless Steel	84000-T
 Screwdriver for Spanner Head or Tamper-Resistant Screws	Black	84000-TSD

Pilot Light Jewels		
Description	Color	Cat. No.
 Round Fits Single Receptacle Hole 1.375-1.405" dia.	Red Green	405-R 405-GR
 Rectangular Fits Toggle Switch Hole .406 x .925"	Red Green	406-R 406-GR
 Lampholder Assembly for use with Jewels or Louvre Plates — use with standard 2.5" box and 4 watt bulb (bulb not included)		2152

T

Wallplates & Weather-Resistant Covers



### Connectivity Device Plates

Dedicated to 46000 series devices, single-gang Leviton Voice/Data/CATV wallplates come in standard and Decora® style. They accommodate a Type “F”, Db9, Db15 or Bnc/Tnc “D” connectors and are constructed from an impact resistant, engineering grade polymer.

#### Sample Connectivity Device Plates



Voice/Data/CATV Standard Size Nylon and Metal				
		Thermoplastic (Nylon)		Metal
Description	Color	Cat. No.	Material Type	Cat. No.
1-Gang Type “F” Connector	White Ivory Lt. Almond	80781-W 80781-I 80781-T		
1-Gang Duplex Type “F” Connector	Ivory White Lt. Almond	80782-W 80782-I 80782-T		
1-Gang Db9 Data Connector			Non-Magnetic S/S	84441-40
1-Gang Db15 Data Connector			Non-Magnetic S/S	84442-40
1-Gang Bnc/Tnc “D” Connector			Non-Magnetic S/S	84444-40

## WEATHER-RESISTANT COVERS

### Weather-Resistant Covers

Leviton's full line of Raintight While In-Use and Weather-Resistant Covers are ruggedly constructed to seal out moisture, dust, debris and insects, while providing easy access to receptacles. Designed for decks, patios, porches and similar locations, they're more than a match for the vagaries of weather and allow homeowners to use power tools, trimmers, sprinkler systems and pumps with confidence and improved safety. They're also ideal for outdoor pools, hot tubs, landscape and holiday lighting, outdoor entertainment systems, fountains, vending machines and a host of other outdoor electrical applications.

#### Sample Weather-Resistant Covers



#### Features and Benefits

- Glass-filled thermoplastic cover and plate for outstanding impact resistance and durability
- UL 94-VO flammability rating
- Superior IP 64 suitability rating protects against dust particles and splashing water (on select covers)
- NEMA Type 3R enclosure rating ensures protection against rain, sleet and damage from external ice formation
- Pre-mounted heavy-duty gasket provides a weather-resistant seal which protects from moisture and adds to ease of installation
- Stainless steel hinge-pin, spring and mounting screws for excellent corrosion resistance
- Triple-combination screws accept Phillips, straight-blade or Robertson-head screwdrivers
- Oversized cover tab for easier opening with gloved hands
- Mounts to panel or FS/FD boxes
- Backed by a limited 2 or more year warranty
- 5980 and 5981 comply with 2014 NEC for "Extra Duty" applications hoods

## WEATHER-RESISTANT COVERS | Raintight While-In-Use Covers

### Telescoping Raintight While-in-Use Covers

#### Features and Benefits

- Tough UV rated thermoplastic construction resists scratching and corrosion
- Extends to while-in-use position for plugs
- Contracts to shut out insects and debris
- NEMA Type 3R Enclosure

#### Thermoplastic Vertical Mounting

Description	Mounting	Color	Cat. No.
 Duplex, Decora® and Single Receptacle with Smoke Cover	Vertical	White	T5979-W
	Vertical	Lt. Almond	T5979-T
	Vertical	Gray	T5979-GY
	Vertical	Brown	T5979



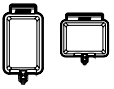
T5979-T

### Thermoplastic Raintight While-In-Use-Covers

#### Features and Benefits

- Impact-resistant thermoplastic construction
- Pre-installed gasket for easy, reliable installation
- Offset device opening (horizontal only) for easier cord exit
- Thermoplastic inserts prevent insect and debris accumulation
- NEMA Type 3R Enclosure

#### Vertical and Horizontal Mounting

Description	Mounting	Color	Cat. No.
 Decora®/GFCI with Adapter Plates for Duplex and Single Receptacle, Standard	Vertical	Gray	5980-UGY
	Vertical	Clear	5980-UCL
Decora®/GFCI, Extra Deep	Vertical	Gray	5977-DGY
	Vertical	Clear	5977-DCL
Single Receptacle, Extra Deep	Vertical	Gray	5978-DGY
	Vertical	Clear	5978-DCL
Decora®/GFCI Opening with Adapter Plates for Duplex and Single Receptacle, Standard	Horizontal	Gray	5981-UGY
	Horizontal	Clear	5981-UCL
Duplex Receptacle, Extra Deep	Horizontal	Gray	5996-DGY
Decora®/GFCI, Extra Deep	Horizontal	Gray	5997-DGY
	Horizontal	Clear	5997-DCL



5980-UCL



5981-UGY

T
 Wallplates & Weather-Resistant Covers



#### Related Products

Leviton's weather-resistant outdoor grade GFCIs are designed to withstand the elements with cold impact resistant face and buttons. **See page D-5 in the GFCIs and AFCIs section for more information.**

## WEATHER-RESISTANT COVERS | Raintight While-In-Use Covers

### Die-Cast Zinc Raintight While-In-Use Covers

#### Features and Benefits

- Powder-coated cast zinc construction resists scratching and corrosion
- Self-closing lid with stainless steel hinge
- Choice of vertical and horizontal mounting
- Includes duplex and Decora® plates, mounting hardware and gaskets
- NEMA Type 3R Enclosure
- Accepts standard padlock for increased security

#### Vertical and Horizontal Mounting

Description	Mounting	Color	Cat. No.
 Duplex and Decora® Plate Configurations	Vertical	White	M5979-W
	Vertical	Gray	M5979-GY
Duplex and Decora® Plate Configurations	Horizontal	Gray	M5999-GY

#### Testing and Code Compliance

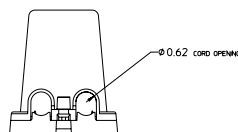
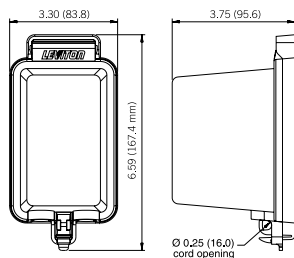
NEMA	UL	CSA	NEC
3R rated for use in wet or damp locations with cover closed Meets NEC® Section 406.8(B)(1) requirements	Full Compliance Section 410-57B for use in wet or damp locations with cover closed	Full Compliance Section 410-57B for use in wet or damp locations with cover closed	Full Compliance Section 410-57B for use in wet or damp locations with cover closed



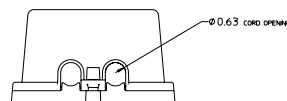
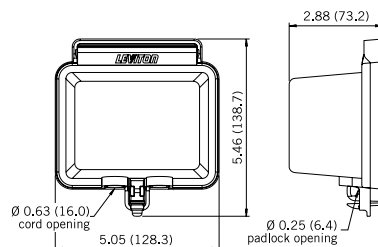
M5999-GY

#### Dimensions

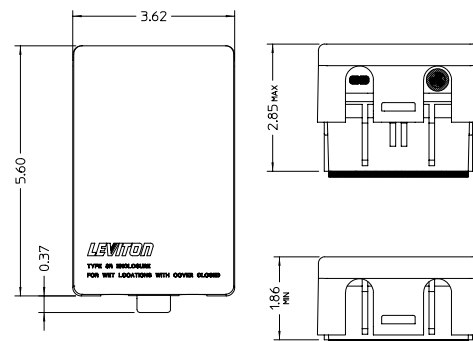
##### Vertical Mount Extra Deep



##### Horizontal Mount, Standard



##### Thermoplastic Telescoping



#### Related Products

Leviton's weather-resistant outdoor grade GFCIs are designed to withstand the elements with cold impact resistant face and buttons. **See page D-5 in the GFCIs and AFCIs section for more information.**

## WEATHER-RESISTANT COVERS | Thermoplastic Covers

### Weather-Resistant Covers

#### Features and Benefits

- Self-closing lid
- Vertical and horizontal mounting
- Impact-resistant thermoplastic covers and bases
- Weather-resistant gaskets
- Stainless steel springs



4976-GY

#### Thermoplastic

Description	Mounting	Color	Cat. No.
Duplex Receptacle or Combination Device, 1-Gang, Two Independent Lids	Horizontal Horizontal	White Gray	4976-W 4976-GY
Duplex Receptacle or Combination Device, 1-Gang for mounting on FS type box, Two Independent Lids	Horizontal	Gray	4976-FS
Duplex Receptacle or Combination Device, 1-Gang	Vertical Vertical	White Gray	4978-W 4978-GY
Single Receptacle, 1-Gang	Vertical	Gray	4979-GY
Single 20A or 30A Locking Receptacle, 1-Gang	Vertical	Gray	4980-GY

#### Blank Box Mounted Wallplates with Gasket

Description	Mounting	Cat. No.
1-Gang Aluminum, Box Mount	N/A	83014-EXT
2-Gang Aluminum, Box Mount	N/A	83025-EXT



83014-EXT

## WEATHER-RESISTANT COVERS | Nylon and Die-Cast Zinc

### Weather-Resistant Covers

Nylon and Metal			
Description	Color	Diameter Opening	Cat. No.
Nylon FS mount cover for use with 15A locking, and 15A and 20A straight blade, flanged inlets and outlets. IP64 rated.	Gray	1.72"	WP1
Nylon FS mount cover for use with 20A and 30A 3-, 4-, and 5-wire locking flanged inlets and outlets and 30A and 50A 3-wire power receptacles. IP64 rated.	Gray Yellow	2.25"	WP2-G WP2-Y
FS mount cover for use with 50A single locking receptacles. IP64 rated. Available in nylon or metal.	Gray Yellow	2.15"	7770* 7788-CR**
Nylon FS mount cover for use with 20A and 30A single locking receptacles. IP64 rated.	Gray Yellow	1.60"	7420-CRG 7420-CR

\*Cast Aluminum.  
\*\*Nylon



WP2



7420



4925-2

Die-Cast Zinc			
Description	Mounting	Cat. No.	
Single Receptacle 1-Gang	Horizontal	4925-2	
Decora®/GFCI, 1-Gang	Horizontal	4990	
	Vertical	4992	
Decora®/GFCI, 1-Gang for Mounting on FS-type Box	Horizontal	6196-FS	
	Vertical	6196-VFS	
Duplex Receptacle, 1-Gang	Vertical	4926	
Duplex Receptacle or Combination Device 1-Gang, Two Independent Lids	Horizontal	4970	
Weatherproof Wallplate and Switch 15A 120V AC	Horizontal or Vertical	1432	

Wallplates & Weather-Resistant Covers

# Wire Mesh Safety Grips



- Grips Selection Guide ..... U-2
- Pulling Grips ..... U-8
- Strain-Relief Grips ..... U-16
- Support Grips ..... U-23



## GRIP SELECTION

### Wire Mesh Safety Grips Selection Guide

#### A Large Selection of Wire Mesh Pulling, Strain-Relief and Support Grips

Leviton wire mesh safety grips are built tough to provide the strength, reliability and gripping force required for today's demanding wire management applications. They are designed to distribute stress over a large area so they can securely hold, pull or support the wire, rope, tubing or fiber optic cable to which they are applied.

Leviton wire mesh safety grips are flexible holding devices used to pull cable, rope, or tubing into place; to support it after it has been installed, to prevent cable pullout; or to provide strain-relief that reduces the arc of bend at points of wire connections or terminations. Available in a wide selection of style, weave, attachment and wire options designed to meet the highest standards for strength, flexibility, durability and longevity.

#### Features and Benefits

##### Pulling Grips

- Pulling grips are reusable tools for pulling insulated conductors and bare wires; cable, nylon and wire rope; fiber optic cable; etc. Both flexible eye and rotating eye attachments are available.

##### Strain-Relief Grips

- Strain-relief grips are used to connect cable or flexible conduit to electrical enclosures and equipment. This prevents pullout and bending due to tension at the inner conductors at the point of termination.

##### Support Grips

- Support grips distribute the weight of the vertical or sloping runs of electrical and fiber optic cable, metal rods, tubing or hose over the entire length of the grip so that the cable is not subject to damage. A variety of hangers and bales are available. These grips are also available in stainless steel for additional corrosion resistance.

#### Hazardous Locations

The following product categories are suitable for use in hazardous locations per Class I, Div. 2; Class II, Div. 1 & 2; and Class III, Div. 1 & 2 requirements.

Product Category	Type
Deluxe Cord Grips	Aluminum fitting

#### Flammability

Non-metallic Deluxe Cord Grips will not support combustion. The ratings are listed below.

Component	Rating
Wire Mesh Grip	94HB*
Fitting	94V**

\*A test method used by UL to determine rate of burning and/or extent and time of burning of self-supporting plastics in horizontal position (ASTM D 635-88, IEC 707-1981, ISO/DIS 1210.2).

\*\*A test method used by UL for measuring the comparative extinguishing characteristics of solid plastics in a vertical position (IEC 707-1981, ISO/DIS 1210.2)





### Wet Locations

The strain-relief grips listed below are suitable for use in wet locations so long as a listed sealing ring is used between the box and the fitting (sealing ring not included).

Product Category	Type
Deluxe Cord Grips, Nylon Cord Sealing Grips and Liquid-Tight Grips	Aluminum fitting Nylon fitting

### Types of Wire Mesh Safety Grips

Product	Description	Material	
Pulling Grips	Junior Duty	Galvanized steel wire	
	Light Duty	Galvanized steel wire	
	Medium Duty	Galvanized steel wire	
	Heavy Duty	Galvanized steel wire	
	Heavy Duty Swivel	Galvanized steel wire	
	Multi-Weave, Rotating Eye	Galvanized steel wire	
	Multi-Weave, Flexible Eye	Galvanized steel wire	
	High Strength	Galvanized steel wire	
	Slack, Offset Eye - Closed Mesh	Galvanized steel wire	
	Slack, Offset Eye - Split Lace	Galvanized steel wire	
	Slack, Offset Eye - Split Rod	Galvanized steel wire	
	Strain-Relief Grips	Wide Range (with Gasket)	Galvanized steel wire
		Nylon Cord Sealing Grips with Mesh	Nylon
Deluxe Cord Grips		Stainless steel wire	
Liquid-Tight (metallic cond.)		Stainless steel wire	
Liquid-tight (Non-Metallic Cond.)		Stainless steel wire	
Connection Wire		Galvanized steel	
Support Grips	Support Closed	Tinned bronze or stainless steel*	
	Support Closed, Heavy Duty, Long	Tinned bronze or stainless steel*	
	Support Split with Lace	Tinned bronze or stainless steel*	
	Support Split Lace, Heavy Duty, Long	Tinned bronze or stainless steel*	
	Support Split with Rod	Tinned bronze or stainless steel*	
	Bus Drop Grips	Galvanized steel wire	
	Safety Springs	Spring steel	

\*Stainless steel available on request. Contact your Leviton representative

### Testing and Code Compliance

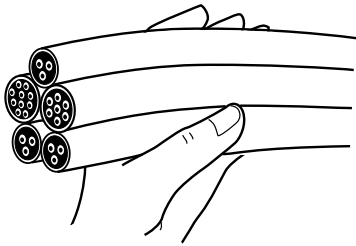
UL Listed	CSA Certified	NEC	JIC H 13.11
Control #965U, File #E-173944, and Control #16G5, File # E-176347	File #LR-702185	300-19 — Supporting cables in vertical raceways 351-2 — Liquid-tight flexible metal conduit installations 400-7 — Flexible cord installations 400-10 — Strain-relief at joints and terminals	Prevention of flexible hose failure

## GRIP SELECTION

### Selecting Proper Sized Pulling and Support Grips

Grip size is based on the outside diameter or circumference of the cable(s). Use Selection Table 1 to determine the Grip Diameter Range for one or more cables of equal diameter. Use Selection Table 2 to determine the Grip Diameter Range for cables of different diameters bundled together. (Note: In this case, the bundle must be measured.) For your convenience, the Reference Tables provide approximate values for flexible cord and AWG or MCM wire.

#### EQUAL DIAMETER CABLES



#### How to Select Proper Grip Size

- 1) Read across top line for number of cables in one grip
- 2) Read down for diameter of each cable
- 3) Read across line to Grip Diameter Range column.

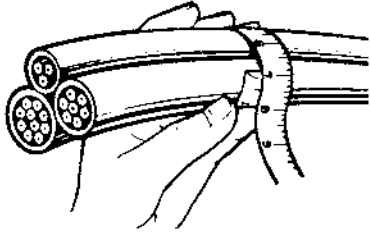
#### Example: For five cables bundled together, each with a diameter of 0.42"

- 1) Locate "5 Cables" column
- 2) Read down column to range (0.38"-0.48")
- 3) Read across line to Grip Diameter Range (1.00-1.25)

**Table 1: Decimal and Fractional Inch Cable Diameters — for One or More Cables of Equal Diameter**

1 Cable		2 Cables		3 Cables		4 Cables		Grip Diameter Range
0.25-0.37	$1/4$ - $3/8$	0.16-0.25	$1/64$ - $1/4$	0.15-0.22	$5/32$ - $7/32$	0.12-0.20	$1/8$ - $13/64$	.250-.375
0.37-0.50	$3/8$ - $1/2$	0.25-0.36	$1/4$ - $23/64$	0.22-0.33	$7/32$ - $21/64$	0.20-0.28	$13/64$ - $9/32$	.375-0.50
0.50-0.62	$1/2$ - $5/8$	0.27-0.36	$17/64$ - $23/64$	0.26-0.33	$17/64$ - $21/64$	0.24-0.28	$15/64$ - $9/32$	0.50-0.75
0.62-0.75	$5/8$ - $3/4$	0.36-0.45	$23/64$ - $29/64$	0.33-0.36	$21/64$ - $23/64$	0.28-0.31	$9/32$ - $5/16$	0.62-0.75
0.75-1.00	$3/4$ -1	0.45-0.60	$29/64$ - $39/64$	0.36-0.49	$23/64$ - $31/64$	0.31-0.42	$5/16$ - $27/64$	0.75-1.00
1.00-1.25	1-1 $1/4$	0.60-0.76	$39/64$ - $49/64$	0.49-0.63	$31/64$ - $5/8$	0.42-0.54	$27/64$ - $35/64$	1.00-1.25
1.25-1.50	1 $1/4$ -1 $1/2$	0.76-0.91	$49/64$ - $29/32$	0.63-0.76	$5/8$ - $49/64$	0.54-0.65	$35/64$ - $21/32$	1.25-1.50
1.50-1.75	1 $1/2$ -1 $3/4$	0.91-1.08	$29/32$ -1 $5/64$	0.76-0.89	$49/64$ - $57/64$	0.65-0.77	$21/32$ - $49/64$	1.50-1.75
1.75-2.00	1 $3/4$ -2	1.08-1.23	1 $5/64$ -1 $5/64$	0.89-1.02	$57/64$ -1 $1/64$	0.77-0.88	$49/64$ - $7/8$	1.75-2.00
2.00-2.50	2-2 $1/2$	1.23-1.54	1 $5/64$ -1 $35/64$	1.02-1.28	1 $1/64$ -1 $9/32$	0.88-1.00	$7/8$ -1	2.00-2.50
2.50-3.00	2 $1/2$ -3	1.54-1.84	1 $35/64$ -1 $27/32$	1.28-1.53	1 $9/32$ -1 $17/32$	1.10-1.32	1 $3/32$ -1 $21/64$	2.50-3.00
3.00-3.50	3-3 $1/2$	1.84-2.15	1 $27/32$ -2 $5/32$	1.53-1.79	1 $17/32$ -1 $51/64$	1.32-1.54	1 $21/64$ -1 $35/64$	3.00-3.50
3.50-4.00	3 $1/2$ -4	2.15-2.45	2 $5/32$ -2 $29/64$	1.79-2.05	1 $51/64$ -2 $3/64$	1.54-1.76	1 $35/64$ -1 $49/64$	3.50-4.00
5 Cables		6 & 7 Cables		8 Cables		9 Cables		Grip Diameter Range
0.11-0.14	$7/64$ - $9/64$	0.10-0.11	$3/32$ - $7/64$	0.09-0.10	$3/32$ - $7/64$	0.06-0.09	$1/16$ - $3/32$	.250-.375
0.14-0.25	$9/64$ - $1/4$	0.11-0.25	$7/64$ - $1/4$	0.10-0.20	$7/64$ - $13/64$	0.09-0.19	$3/32$ - $3/16$	.375-0.50
0.21-0.25	$7/32$ - $1/4$	0.19-0.22	$3/16$ - $7/32$	0.17-0.20	$11/64$ - $13/64$	0.15-0.19	$5/32$ - $3/16$	0.50-0.75
0.25-0.29	$1/4$ - $19/64$	0.22-0.26	$7/32$ - $17/64$	0.20-0.23	$13/64$ - $15/64$	0.19-0.22	$3/16$ - $7/32$	0.62-0.75
0.29-0.38	$19/64$ - $3/8$	0.26-0.34	$17/64$ - $11/32$	0.23-0.31	$15/64$ - $5/16$	0.22-0.31	$7/32$ - $5/16$	0.75-1.00
0.38-0.48	$3/8$ - $31/64$	0.34-0.43	$11/32$ - $7/16$	0.31-0.39	$5/16$ - $25/64$	0.29-0.36	$19/64$ - $23/64$	1.00-1.25
0.48-0.58	$31/64$ - $37/64$	0.43-0.52	$7/16$ - $33/64$	0.39-0.46	$25/64$ - $15/32$	0.36-0.43	$23/64$ - $7/16$	1.25-1.50
0.58-0.67	$37/64$ - $43/64$	0.52-0.60	$33/64$ - $39/64$	0.46-0.54	$15/32$ - $35/64$	0.43-0.49	$7/16$ - $31/64$	1.50-1.75
0.67-0.77	$43/64$ - $49/64$	0.60-0.69	$39/64$ - $11/16$	0.54-0.62	$35/64$ - $5/8$	0.49-0.57	$31/64$ - $37/64$	1.75-2.00
0.77-0.96	$49/64$ - $31/32$	0.69-0.86	$11/16$ - $55/64$	0.62-0.77	$5/8$ - $49/64$	0.57-0.72	$37/64$ - $23/32$	2.00-2.50
0.96-1.16	$31/32$ -1 $5/32$	0.86-1.03	$55/64$ -1 $1/32$	0.77-0.93	$49/64$ - $15/16$	0.72-0.86	$23/32$ - $55/64$	2.50-3.00
1.16-1.35	1 $5/32$ -1 $23/64$	1.03-1.20	1 $1/32$ -1 $13/64$	0.93-1.08	$15/16$ -1 $5/64$	0.86-1.00	$55/64$ -1	3.00-3.50
1.35-1.54	1 $23/64$ -1 $35/64$	1.20-1.37	1 $13/64$ -1 $3/8$	1.08-1.24	1 $5/64$ -1 $15/64$	1.00-1.14	1- $19/64$	3.50-4.00

### DIFFERENT DIAMETER CABLES



#### How to Measure Grip Circumference Range

- 1) Determine grip circumference range by measuring circumference of the entire bundle of cables to be held (as shown in illustration)

#### How to Select Proper Grip Size

**Example: For three different diameter cables bundled together with a measured circumference of 6.35"**

- 1) Read down "Inches (Decimal)" column for 6.35" (6.29-7.86 in.)
- 2) Read across line to Grip Diameter Range (2.00-2.50)
- 3) Read across line to Grip Diameter Range Column

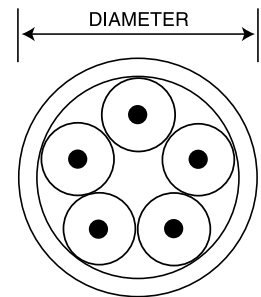
**Table 2: Grip Circumference Range — for Cables of Different Diameter**

Inches (Fractional)	Inches (Decimal)	Grip Diameter Range
$2 \frac{5}{32} - 1 \frac{11}{64}$	0.78-1.17	.250-.375
$1 \frac{11}{64} - 1 \frac{37}{64}$	1.17-1.57	.375-0.50
$1 \frac{37}{64} - 1 \frac{15}{16}$	1.57-1.94	0.50-.625
$1 \frac{15}{16} - 2 \frac{3}{8}$	1.94-2.37	0.62-0.75
$2 \frac{3}{8} - 3 \frac{5}{32}$	2.37-3.15	0.75-1.00
$3 \frac{5}{32} - 3 \frac{15}{16}$	3.15-3.94	1.00-1.25
$3 \frac{15}{16} - 4 \frac{23}{32}$	3.94-4.72	1.25-1.50
$4 \frac{23}{32} - 5 \frac{33}{64}$	4.72-5.51	1.50-1.75
$5 \frac{33}{64} - 6 \frac{19}{64}$	5.51-6.29	1.75-2.00
$6 \frac{19}{64} - 7 \frac{55}{64}$	6.29-7.86	2.00-2.50
$7 \frac{55}{64} - 9 \frac{7}{16}$	7.86-9.43	2.50-3.00
$9 \frac{7}{16} - 11 \frac{11}{64}$	9.43-11.01	3.00-3.50
$11 \frac{11}{64} - 12 \frac{37}{64}$	11.01-12.58	3.50-4.00

### Reference Table — Cord Diameters

For your convenience, the following are nominal overall diameters (in inches) for flexible cord.

Wire Size and Type	Conductors 2	Conductors 3	Conductors 4	Conductors 5
18 SO, STO	.36	.38	.41	.49
18 SJO, SJTO	.30	.32	.35	—
16 SO, STO	.39	.41	.44	.52
16 SJO, SJTO	.32	.34	.37	—
14 SO, STO	.52	.55	.59	.67
12 SO, STO	.60	.62	.68	.74
10 SO, STO	.65	.69	.74	.8
8 SO, STO	.83	.88	.99	1.08
6 SO, STO	.99	1.04	1.12	1.25



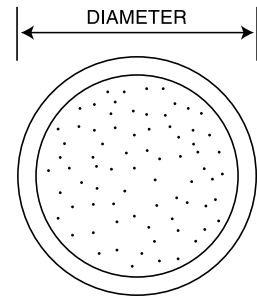
## GRIP SELECTION

### Selecting Proper Sized Pulling and Support Grips

#### Reference Table AWG or MCM Diameters

This table is to be used as a guide only. Sizes may vary by manufacturer.

AWG or MCM	Approx. Dia. (inches) THHN	Approx. Dia. (inches) THW
14	.105	.162
12	.122	.179
10	.153	.199
8	.201	.259
6	.257	.323
4	.328	.372
3	.356	.401
2	.388	.433
1	.450	.508
1/0	.491	.549
2/0	.537	.595
3/0	.588	.647
4/0	.646	.705
250	.716	.788
300	.771	.843
350	.822	.895
400	.869	.942
500	.955	1.03
600	1.06	1.14
700	1.13	1.21
750	1.16	1.25
1000	1.32	1.40



### Strength Information

The approximate breaking strength of any Leviton wire mesh safety grip is based on working load information established by our engineering laboratories. In making these determinations, it is not possible to cover all applications and operating conditions. Variables such as diameter, gripping surface, number of items gripped, tension, movement, attachments, abrasion, corrosion, prior use and abuse must be assessed by the user. Greater safety factors should be utilized when the conditions of application are vague or unknown.

For specific applications where strength and holding power are important, consult Leviton's Technical Services Department. To determine the recommended working load safety factor for listed cable grips, divide the approximate breaking strength by 5 for pulling grips and by 10 for support grips. Leviton maintains a 6 Sigma Safety Factor for this recommended working load (using average break strengths obtained on new grips under lab test conditions).

**Example: For pulling grips —  $33,000 \div 5 = 6,600$  lbs., which is the workload factor.**

**Example: For support grips —  $10,080 \div 10 = 1,008$  lbs., which is the workload factor.**

All warranties on product quality and performance are based on wire mesh safety grips that are properly stored and handled by the user, and grips that are maintained and inspected at a proper frequency in keeping with their use and condition.

Grip Cable Range — Fraction-Decimal-Millimeter Conversion		
Inches (Fractional)	Inches (Decimal)	Metric (mm)
$1/4$ - $23/64$	0.25-0.36	6.35-9.13
$3/8$ - $31/64$	0.37-0.49	9.52-12.30
$1/2$ - $39/64$	0.50-0.61	12.70-15.48
$5/8$ - $47/64$	0.62-0.74	15.88-18.65
$3/4$ - $63/64$	0.75-0.99	19.05-25.00
1- $1^{15/64}$	1.00-1.24	25.40-31.35
1 $1/4$ - $1^{31/64}$	1.25-1.49	31.75-37.70
1 $1/2$ - $1^{63/64}$	1.50-1.99	38.10-50.40
2- $2^{31/64}$	2.00-2.49	50.80-63.10
2 $1/2$ - $2^{63/64}$	2.50-2.99	63.50-75.80
3- $3^{31/64}$	3.00-3.49	76.20-88.50
3 $1/2$ - $3^{63/64}$	3.50-3.99	88.90-101.20

### Pulling Grips

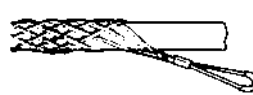
Leviton pulling grips are reusable tools for pulling bare conductors, insulated wires, synthetic rope, wire rope, and fiber optic cable. These grips do not damage the cable, as the tension remains uniform throughout the length of the grip. The mesh responds to fit either a single cable or a bundle of cables. Leviton pulling grips may be used for pulling cable on overhead or underground applications, for stringing service or communication lines into factories, for pulling wire through conduit, and for underground electrical pulls. Leviton pulling grips are woven in galvanized steel for greater strength and longer life. Leviton also offers pulling kits that come in a vinyl mat with pockets that can be rolled and tied.



**Bale Eye**  
Attachment flexes to follow line of pull with plastic tubing on bale.



**Flexible Rope Eye**  
Bale has no plastic tubing for better flexibility.



**Offset Flexible Eye**  
For easy attachment of the pulling line.



**Rotating Eye**  
For use in changing wire rope in large cranes and derricks.

### Single Weave Grips

#### Flexible Eye, Junior Duty

Cat. No.	Cable Dia. Range (inches)	Approximate (lbs.) Break Strength*	Mesh Length (inches)
L8500	0.25-0.36	1,700	4.25
L8501	0.37-0.49	1,700	7.0
L8502	0.50-0.61	1,700	8.5
L8503	0.62-0.74	2,800	10.0
L8504	0.75-0.99	4,100	10.0
L8505	1.00-1.24	4,100	11.5

\*To determine workload safety factor, divide approximate break strength by 5



**L8503**

Junior Duty Series Grips are indispensable tools for electricians with small job requirements. They are used to connect insulated wire bundles to pulling tape or to pull wire rope through conduit.

#### Flexible Eye, Junior Duty — Kit

Kit Cat. No.	Description
L8510	Kit includes one of each Cat. No. L8500, L8501, L8502, L8503, L8504, L8505

\*To determine workload safety factor, divide approximate break strength by 5



**L8511**

Light Duty Grips are the most economical pulling grips for many applications, such as industrial plant wiring, rewiring, and underground electrical pulls.

#### Flexible Rope Eye, Light Duty, Short

Cat. No.	Cable Dia. Range (inches)	Approximate (lbs.) Break Strength*	Mesh Length (inches)
L8511	0.50-0.61	3,400	12.75
L8512	0.62-0.74	4,100	14.0
L8513	0.75-0.99	4,100	14.75
L8514	1.00-1.24	5,800	16.5
L8515	1.25-1.49	5,800	17.0
L8516	1.50-1.74	7,500	20.0
L8517	1.75-1.99	10,000	23.5
L8518	2.00-2.49	10,000	23.0
L8519	2.50-2.99	13,000	23.75

\*To determine workload safety factor, divide approximate break strength by 5



## PULLING GRIPS | Single Weave | Multi-Weave Fiber Optic

### Flexible Rope Eye, Light Duty, Medium

Cat. No.	Cable Dia. Range (inches)	Approximate (lbs.) Break Strength*	Mesh Length (inches)
L8523	0.50-0.61	3,400	20.0
L8524	0.62-0.74	4,100	19.0
L8525	0.75-0.99	4,100	25.5
L8526	1.00-1.24	7,500	26.0
L8527	1.25-1.49	7,500	27.75
L8528	1.50-1.99	7,500	32.0
L8529	2.00-2.49	10,000	32.75
L8530	2.50-2.9	13,000	38.0
L8531	3.00-3.49	16,200	39.0
L8532	3.50-3.99	19,400	38.0

\*To determine workload safety factor, divide approximate break strength by 5

### Flexible Rope Eye, Light Duty, Medium — Kit

Kit Cat. No.	Description
L8540	Kit includes one of each Cat. No., L8525, L8526, L8528, L8529

\*To determine workload safety factor, divide approximate break strength by 5

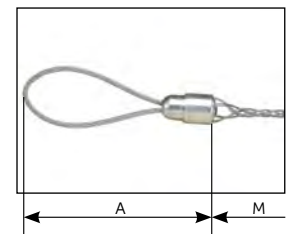
## Multi-Weave Fiber Optic Grips

Fiber optic pulling grips are used for installation of fiber optic communication lines. They easily install on cables and are reusable. Applications include underground, overhead, through-conduit and enclosure type pulls. Leviton fiber optic pulling grips are two-in-one reusable grips: the same tool features both a flexible eye and a swivel eye. The rounded, flexible eye attaches easily to pulling lines and allows smoother passage through tight spaces than needle-eye designs.

### Flexible/Swivel Eye

Cat. No.	Cable Dia. Range (inches)	Approx. (lbs.) Break Strength*	Length (inches)		
			Bale (Dim. A)	Mesh (Dim. M)	Nose Dia.
L8801	.10-.20	1,000	4.75	9	0.8
L8802	.21-.35	1,500	4.75	14	0.8
L8803	.35-.48	2,200	5.00	18	0.9
L8804	.42-.61	2,800	5.00	21	0.9
L8805	.53-.74	3,300	5.00	24	1.2
L8806	.64-.87	4,700	5.00	27	1.2

\*To determine workload safety factor, divide approximate break strength by 5



L8801

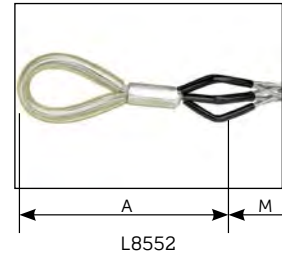
Fiber Optic Grips are made to pull delicate communication and data lines that have a much smaller cable diameter.

## PULLING GRIPS | Single/Double Weave Bale Eye Grips

### Single/Double Weave Bale Eye Grips

This series is recommended for heavy or rugged applications and is ideally suited for overhead and underground installations. They are offered in short, standard or long mesh lengths.

Medium Duty, Short						
Cat. No.	Cable Dia. Range (inches)	Nominal Grip Size (inches)	Approx. (lbs.) Break Strength*	Length (inches) Bale (Dim. A)	Mesh (Dim. M)	Eye Size (inches)
L8551	0.50-0.61	0.55	4,500	8	24.5	7/32
L8552	0.62-0.74	0.68	5,600	8	24.5	1/4
L8553	0.75-0.99	0.87	6,800	8	24.5	1/4
L8554	1.00-1.49	1.25	9,600	9	24.5	5/16
L8555	1.50-1.99	1.75	16,400	11	24.5	7/16
L8556	2.00-2.49	2.25	18,500	12	24.75	7/16
L8557	2.50-2.99	2.75	24,500	12	27.0	1/2
L8558	3.00-3.49	3.25	24,500	14	27.5	1/2
L8559	3.50-3.99	3.75	31,000	14	27.75	5/8



Medium Duty			
Cat. No.	Cable Dia. Range (inches)	Approx. (lbs.) Break Strength*	Mesh Length (inches)
L8541	0.37-0.49	2,500	13.5
L8542	0.50-0.74	3,400	16.0
L8543	0.75-0.99	5,500	20.0
L8544	1.00-1.24	8,100	26.0
L8545	1.25-1.49	8,100	30.0
L8546	1.50-1.99	8,100	36.0



**L8545**  
Single/Double Weave Pulling Grips are ideal for longer pull applications.

Medium Duty — Kit	
Kit Cat. No.	Description
L8550	Kit includes one of each Cat. No. L8541, L8542, L8543, L8544, L8545, L8546

Medium Duty, Standard Length						
Cat. No.	Cable Dia. Range (inches)	Nominal Grip Size (inches)	Approx. (lbs.) Break Strength*	Length (inches) Bale (Dim. A)	Mesh (Dim. M)	Eye Size (inches)
L8563	0.75-0.99	0.87	6,800	9	40.5	1/4
L8564	1.00-1.49	1.25	9,600	9	40.5	5/16
L8566	2.00-2.49	2.25	18,500	12	43.5	7/16
L8567	2.50-2.9	2.75	24,500	12	43.5	1/2
L8568	3.00-3.49	3.25	24,500	14	43.5	1/2
L8569	3.50-3.99	3.75	31,000	14	56.0	5/8

Medium Duty, Standard Length — Kit	
Kit Cat. No.	Description
L8560	Kit includes one of each Cat. No. L8563, L8564, L8566

Heavy Duty, Long				
Cat. No.	Cable Dia. Range (inches)	Nominal Grip Size (inches)	Approx. (lbs.) Break Strength*	Mesh (inches) (Dim. M)
L8573	1.00-1.49	1.25	11,600	48
L8575	2.00-2.49	2.25	19,400	48
L8576	2.50-2.99	2.75	25,900	48
L8577	3.00-3.49	3.25	25,900	48

Note: See installation instructions supplied with grip for recommended swivels, links and clamps or accessories listing.  
\*To determine workload safety factor, divide approximate break strength by 5

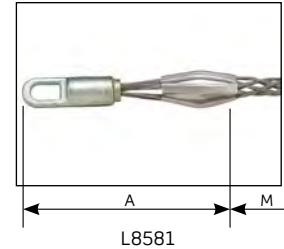


## PULLING GRIPS | Double Weave Rotating Eye Grips

### Double Weave — Rotating Eye Grips

These grips feature a double weave of galvanized steel strands for greater strength and added mesh contact with the cable. Leviton double weave pulling grips are designed to handle longer or heavier pulling jobs such as installation of underground cables, communication lines, and service lines. Double weave pulling grips have a forged steel compact rotating eye which can be attached to a swivel.

Heavy Duty, Short						
Cat. No.	Cable Dia. Range (inches)	Nominal Grip Size	Approx. (lbs.) Break Strength*	Length (inches)		Eye Size (inches)
				Bale (Dim. A)	Mesh (Dim. M)	
L8581	0.50-0.61	0.55	5,600	5	11	7/8
L8582	0.62-0.74	0.68	6,800	5	11	7/8
L8583	0.75-0.99	0.87	9,600	6	20	1
L8584	1.00-1.24	1.12	12,800	7	20	1 3/8
L8585	1.25-1.49	1.37	12,800	7	21	1 3/8
L8586	1.50-1.99	1.74	16,400	7	25	1 3/8
L8587	2.00-2.49	2.24	27,200	8	26	1 5/8
L8588	2.50-2.99	2.74	33,000	10	28	1 7/8
L8589	3.00-3.49	3.24	41,000	10	30	1 7/8
L8592	4.00-4.49	4.24	48,000	10	33	1 7/8



Note: See installation instructions supplied with grip for recommended swivels, links and clamps or accessories listing.  
\*To determine workload safety factor, divide approximate break strength by 5

Heavy Duty, Standard Length						
Cat. No.	Cable Dia. Range (inches)	Nominal Grip Size	Approx. (lbs.) Break Strength*	Length (inches)		Eye Size (inches)
				Bale (Dim. A)	Mesh (Dim. M)	
L8601	0.50-0.61	0.55	5,600	5	16	7/8
L8602	0.62-0.74	0.68	6,800	5	16	7/8
L8603	0.75-0.99	0.87	9,600	6	32	1
L8604	1.00-1.49	1.12	16,400	7	33	1 3/8
L8605	1.50-1.99	1.74	16,400	7	34	1 3/8
L8606	2.00-2.49	2.24	27,200	9	36	1 5/8
L8607	2.50-2.99	2.74	33,000	10	38	1 7/8
L8608	3.00-3.49	3.24	41,000	10	39	1 7/8
L8609	3.50-3.99	3.74	48,000	10	41	1 7/8
L8611	4.00-4.49	4.24	48,000	10	42	1 7/8
L8612	4.50-4.99	4.74	48,000	10	58	1 7/8
L8613	5.00-5.99	5.49	48,000	10	60	1 7/8
L8614	6.00-6.99	6.49	48,000	10	66	1 7/8

Note: See installation instructions supplied with grip for recommended swivels, links and clamps or accessories listing.  
\*To determine workload safety factor, divide approximate break strength by 5

Heavy Duty, Standard Length— Kit	
Kit Cat. No.	Description
L8600	Kit includes one of each Cat. No., L8603, L8604, L8605, L8606


## PULLING GRIPS | Multi- Weave Grips

### Multi-Weave Grips

Leviton multi-weave pulling grips are constructed of high strength galvanized steel strands and are designed for pulling aluminum or copper bare conductor, wire rope and insulated cables. These grips are used in applications such as distribution line stringing and overhead transmission. Multi-weave pulling Grips are available with a flexible or rotating eye which can be attached to a swivel. The forged steel flexible eye will thread through sheaves and blocks without binding, but is not a swivel and will not turn under tension. The rotating eye can turn to relieve pulling torque when tension is relaxed.


Rotating Eye							
Cat. No.	Cable Dia. Range (inches)	Nominal Grip Size	Approx. (lbs.) Break Strength*	Length (inches) Bale (Dim. A)	Mesh (Dim. M)	Color Code	Eye Size (inches)
L8621	0.25-0.49	3/8	6,800	5	26	Dk. Green	7/8
L8622	0.50-0.74	5/8	10,000	6	32	Brown	1
L8623	0.75-0.99	7/8	14,400	6	41	Lt. Blue	1
L8624	1.00-1.24	1 1/8	24,600	8	52	Gold	1 3/8
L8625	1.25-1.49	1 3/8	30,600	8	56	Black	1 5/8
L8626	1.50-1.74	1 5/8	30,600	9	60	Red	1 7/8
L8627	1.75-1.99	2	48,000	10	70	Dk. Blue	1 7/8
L8628	2.00-2.49	2 1/4	48,000	10	50	Yellow	1 7/8

\*To determine workload safety factor, divide approximate break strength by 5



Flexible Eye							
Cat. No.	Cable Dia. Range (inches)	Nominal Grip Size	Approx. (lbs.) Break Strength*	Length (inches) Bale (Dim. A)	Mesh (Dim. M)	Color Code	Eye Size (inches)
L8641	0.25-0.49	3/8	6,800	9	26	Dk. Green	1/4
L8642	0.50-0.74	5/8	10,000	9	32	Brown	5/16
L8643	0.75-0.99	7/8	14,400	11	41	Lt. Blue	3/8
L8644	1.00-1.24	1 1/8	24,600	12	52	Gold	1/2
L8645	1.25-1.49	1 3/8	30,600	12	56	Black	1/2
L8646	1.50-1.74	1 5/8	30,600	12	60	Red	1/2
L8647	1.75-1.99	2	48,000	15	70	Dk. Blue	5/8

Note: It is recommended that a swivel be used for release of torque during a pull. Use a connecting link when a swivel is not needed. Do not run grips or swivels over bullwheels while under tension. Do not use Multi-Weave for pulling rope. When higher loads are required, use Leviton's high strength-style pulling grips. See installation instructions supplied with grip for recommended swivels, links and clamps or accessories listing. \*To determine workload safety factor, divide approximate break strength by 5



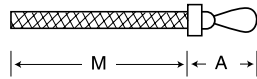
### High Strength Grips

High strength pulling grips are designed for situations where load and safety considerations require an extra high strength grip. They are most commonly used for attaching pulling lines to conductors, conductors to running boards, and conductor-to-conductor connections. These grips can be used for pulling bare or insulated conductor, wire rope or synthetic rope. A feed tube is used when assembling synthetic rope<sup>1</sup> into the high strength pulling grip and is required on the two largest grip sizes.

Multi-Weave Flexible Eye							
Cat. No.	Grip Range O.D. (inches) Rope*	Conductor (inches)	Approx. (lbs.) Break Strength**	Length (inches) Bale (Dim. A)	Mesh (Dim. M)	Color Code	Flexible Eye Size (inches)
L8660	0.25-0.65	0.19-0.37	6,500	10	24	Black	.218
L8661	0.50-0.90	0.38-0.62	14,000	13	26	Dk. Green	.375
L8662	0.75-1.10	0.63-0.87	20,000	14	48	Red	.437
L8663	1.00-1.50	0.88-1.12	30,600	15	60	Dk. Blue	.500
L8664	1.25-1.70	1.13-1.37	46,800	18	76	Yellow	.625
L8665	1.50-2.10	1.38-1.90	66,500	24	89	Aluminum	.750

\*For rope, select smallest size grip which meets required workload.

\*\*To determine workload safety factor, divide approximate break strength by 5

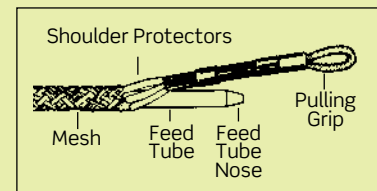


L8663

### SPOTLIGHT

#### Recommended Rope Assembly Using High Strength Feed Tube

- 1) Insert feed tube into high strength pulling grip
- 2) Insert rope end fully into feed tube
- 3) Hold rope in feed tube by pinning rope to the ground with end of tube. Pull mesh down onto feed so feed tube nose protrudes through shoulder protectors as shown
- 4) Push mesh to end of feed tube and pull feed tube through mesh. When tube is pulled, the mesh gripping action will hold rope in place
- 5) Position rope so that its end is inside the shoulder protectors. Remove slack from mesh by smoothing mesh tight to rope
- 6) Apply clamps to mesh end



## PULLING GRIPS | Slack Grips

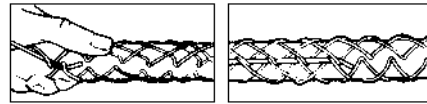
### Split-Lace/Split-Rod Attachments

(For use where end of cable is not accessible — *applies to slack grips only*)

Beginning at the end of the grip closest to the bale fitting, thread the lacing through the first two loops of the split, pulling the lace through until the ends are centered evenly. Cross the laces and thread them through the next two loops, and so on down the grip, being careful not to pull the lacing too tight. Spacing of the laced closure should be approximately the same as the mesh weave. When the end of grip is reached, twist the lacing strands tightly together, wrapping the ends of the lace around the grip and twisting again to secure. Excess length may be cut off. Split grips with rod closing are economical, since they are quickly installed, and are reusable. Simply wrap the grip around the cable and thread the rod through the loops using a corkscrew motion. To remove, pull the rod out and the grip is ready for re-use.



Split-Lace



Split-Rod

### Slack Grips

Slack grips are reusable grips used for pulling slack in underground cable preparatory to final placement. They may also be used for cable removal. Slack grips feature an offset eye for easy attachment to the pulling line.

#### Closed Mesh, Double Weave, Offset Eye, Heavy Duty, Medium

Cat. No.	Cable Dia. Range (inches)	Approx. (lbs.) Break Strength*	Mesh Length (inches)
L8671	0.75-0.99	3,000	13
L8672	1.00-1.24	4,200	16
L8673	1.25-1.49	5,500	17
L8674	1.50-1.74	7,400	18
L8675	1.75-1.99	11,000	19
L8676	2.00-2.49	11,000	20
L8677	2.50-2.99	11,000	21
L8678	3.00-3.49	16,000	22
L8679	3.50-3.99	16,000	23

\*To determine workload safety factor, divide approximate break strength by 5



L8671

#### Closed Mesh, Double Weave, Offset Eye, Heavy Duty, Long

Cat. No.	Cable Dia. Range (inches)	Approx. (lbs.) Break Strength*	Mesh Length (inches)
L8681	0.75-0.99	3,000	21
L8684	1.50-1.99	7,400	26
L8685	2.00-2.49	11,000	27
L8686	2.50-2.99	11,000	30

\*To determine workload safety factor, divide approximate break strength by 5

### Split Lace, Double Weave, Offset Eye, Heavy Duty, Medium

Cat. No.	Cable Dia. Range (inches)	Approx. (lbs.) Break Strength*	Mesh Length (inches)
L8691	0.75-0.99	3,000	13
L8692	1.00-1.24	4,100	16
L8693	1.25-1.49	4,100	17
L8694	1.50-1.74	5,500	18
L8695	1.75-1.99	7,300	19
L8696	2.00-2.49	7,300	20
L8697	2.50-2.99	7,300	21
L8699	3.50-3.99	11,000	23

\*To determine workload safety factor, divide approximate break strength by 5



L8703

### Split Lace, Double Weave, Offset Eye, Heavy Duty, Long

Cat. No.	Cable Dia. Range (inches)	Approx. (lbs.) Break Strength*	Mesh Length (inches)
L8703	1.25-1.49	4,100	24
L8705	2.00-2.49	7,300	27
L8706	2.50-2.99	7,300	30
L8707	3.00-3.49	9,200	33

\*To determine workload safety factor, divide approximate break strength by 5



L8711

### Split Rod, Single Weave, Offset Eye, Heavy Duty, Medium

Cat. No.	Cable Dia. Range (inches)	Approx. (lbs.) Break Strength*	Mesh Length (inches)
L8711	0.50-0.61	1,800	7
L8712	0.62-0.74	1,900	9
L8713	0.75-0.99	3,000	11
L8714	1.00-1.24	4,100	12
L8715	1.25-1.49	5,700	14
L8716	1.50-1.74	5,800	16
L8717	1.75-1.99	7,700	17
L8718	2.00-2.49	9,300	20
L8719	2.50-2.99	11,300	21
L8721	3.00-3.49	15,100	22
L8722	3.50-3.99	15,100	25

\*To determine workload safety factor, divide approximate break strength by 5



## STRAIN-RELIEF GRIPS | Wide-Range Grips | Cord Sealing Grips


### Strain-Relief Grips

Strain-relief grips are used to connect cords or cable to electrical enclosures and equipment. These grips prevent pullout due to tension and limit the arc of bend at the point of entry; strain is distributed over the length of mesh rather than concentrated at one point or transferred to the internal termination.

### Wide-Range Grips

Wide-range grips are recommended for use in the wiring of enclosures, power boxes, machine tools, and power centers. They include an insulated bushing (dust-tight).

Single Weave Galvanized Steel Mesh  				
Cat. No.	Cable Dia. Range (Inches)	NPT Size (Inches)	Mesh Length @ Nominal Dia. (Inches)	Minimum Distance Between Grips (Inches)
L7501	0.22-0.32	1/2	4	1 1/4
L7502	0.30-0.43	1/2	4 1/2	1 1/4
L7503	0.40-0.54	1/2	5 1/2	1 1/4
L7504	0.52-0.73	3/4	6 1/2	1 1/2
L7505	0.70-0.97	1	8	1 7/8
L7506	0.94-1.25	1 1/4	9	2 3/8
L7507	1.20-1.50	1 1/2	11	2 5/8
L7508	1.40-1.75	2	13	3 1/4
L7509	1.62-2.00	2 1/2	13 1/2	3 5/8
L7511	2.00-2.45	2 1/2	13 1/2	3 5/8





L7504  
Galvanized steel mesh

### Cord Sealing Grips

Cord sealing grips with mesh are nylon devices used to connect electrical cables to boxes, cabinets, pushbuttons, enclosures, etc. They are liquid-tight devices that are highly resistant to impact and corrosion. Non-metallic cord sealing grips will not support combustion. The ratings are: Wire Mesh Grip-94 HB and Fitting-94V-2.

Cord sealing grip products are suitable for use in wet locations so long as a listed sealing ring is used between the box and the fitting (sealing ring not included).

Nylon Cord Sealing Grips with Mesh, Straight and 90°   **					
Cat. No. Stainless Steel Mesh		Cat. No. Non-Metallic Mesh		Cable Dia. Range (Inches)	NPT (Form Size)
Straight	90°	Straight	90°		
L7521	—	L7522	L7524	.187-.250	1/2"
—	L7527	—	L7528	.250-.312	1/2"
—	L7532	—	L7533	.312-.375	1/2"
—	L7536	—	—	.375-.437	1/2" (F2)
L7538	L7541	L7539	L7542	.437-.500	1/2"
L7543*	L7544*	—	—	.500-.562	1/2"
L7545*	L7546*	—	—	.562-.625	1/2"
L7601	—	L7602	L7604	.187-.250	3/4"
L7605	—	—	—	.250-.375	3/4"
—	L7612	—	—	.375-.437	3/4"
—	—	—	L7551	.437-.562	3/4"



L7521  
Straight—SS mesh



L7527  
90°—SS mesh

\*Cable jacket may have to be stripped for clearance.

Note: F2, F3 and F4 are fitting form sizes.

\*\*Cord Sealing Grips with non-metallic mesh are UL Listed and CSA Certified.

Cord Sealing Grips with stainless steel mesh are CSA Certified only

Continued on next page

Continued from previous page

Nylon Cord Sealing Grips with Mesh, Straight and 90°   **					
Stainless Steel Mesh		Non-Metallic Mesh		Cable Dia. Range (Inches)	NPT (Form Size)
Straight	90°	Straight	90°		
L7552	L7554	L7553	L7555	.500-.625	3/4" (F3)
L7556	—	—	L7559	.562-.687	3/4"
L7561	L7563	L7562	—	.625-.750	3/4"
L7565*	L7566*	—	—	.687-.812	3/4"
L7567	—	L7568	L7569	.437-.562	1"
—	L7573	—	L7574	.500-.625	1"
—	L7582	—	—	.625-.750	1"
L7584	—	—	L7587	.687-.812	1" (F4)
L7588	—	—	L7592	.750-.875	1"
L7597	—	—	—	.875-1.000	1"



L7553  
Straight—nylon mesh

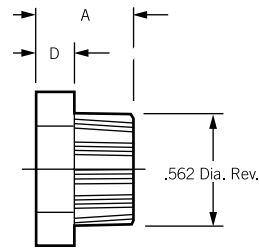
\*Cable jacket may have to be stripped for clearance.

Note: F2, F3 and F4 are fitting form sizes.

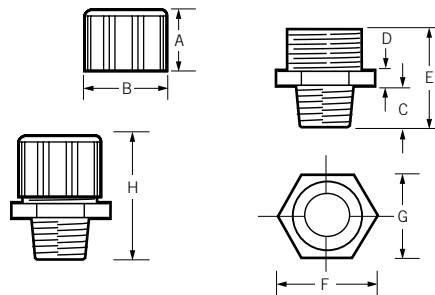
\*\*Cord Sealing Grips with non-metallic mesh are UL Listed and CSA Certified.  
Cord Sealing Grips with stainless steel mesh are CSA Certified only

### Nylon Cord-Sealing Fittings, Straight Body

Form 0



Form 1-5

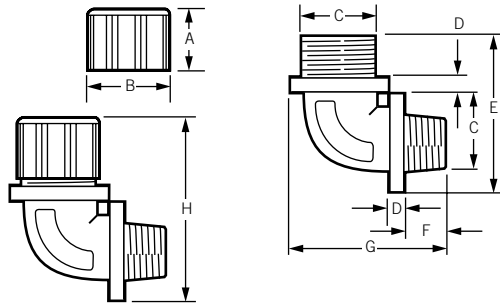


#### Dimensions for Nylon Cord-Sealing Fittings, Straight Body (units are in inches)

Form	NPT	A	B	C	D	E	F	G	H (Ref.)
0	1/4"	.500	.778	.370	.187	.921	.778	.687	1.25
1	3/8"	1.000	1.150	.500	.250	1.250	1.115	1.000	1.85
2	1/2"	1.000	1.300	.500	.300	1.450	1.250	1.100	2.00
3	3/4"	1.000	1.500	.550	.375	1.700	1.578	1.375	2.00
4	1"	1.000	1.850	.687	.375	1.800	1.900	1.650	2.12

### Cord Sealing Grips

#### Nylon Cord-Sealing Fittings, 90° Body



Dimensions for Nylon Cord-Sealing Fittings, 90° Body (units are in inches)

Form	NPT	A	B	C	D	E	F	G	H (Ref.)
1	3/8"	1.000	1.150	1.100	.187	1.812	.450	1.687	2.35
2	1/2"	1.000	1.300	1.165	.187	1.900	.578	1.820	2.40
3	3/4"	1.000	1.500	1.600	.187	2.421	.593	2.218	2.75
4	1"	1.000	1.850	1.850	.187	2.656	.800	2.700	3.00
5	1 1/4"	1.000	2.050	1.965	.187	2.859	.750	2.812	3.25

### Deluxe Cord Grips

Deluxe cord grips are woven of stainless steel mesh with an anodized aluminum body for corrosion resistance. They are offered in single/double weave construction to help absorb direct pulling, resist flexing and binding, and eliminate strain. Aluminum fittings are offered in a variety of NPT thread sizes. They are recommended for indoor or outdoor use where moisture may be present in the wiring of pendant stations, processing equipment, hand tools, and extension cord sets. They are UL Listed and CSA Certified. Deluxe cord grips are suitable for use in hazardous locations per Class I, Div. 2; Class II, Div. 1 and 2; and Class III, Div. 1 and 2. They are also suitable for use in wet locations as long as a listed sealing ring is used between the box and the fitting (sealing ring not included).

#### Single/Double Weave

Cat. No. Straight Male	Cat. No. 90° Male	Cat. No. 45° Male	Cat. No. Straight Female	Cable Dia. Range (Inches)	NPT Size
L7701	—	—	—	.187-.250	3/8"
L7702	—	—	—	.250-.312	3/8"
L7703	—	—	L7822	.312-.375	3/8"
L7704	—	—	—	.375-.437	3/8"
L7705	L7761	—	—	.187-.250	1/2"
L7706	—	L7802	—	.250-.375	1/2"
L7707	L7763	L7803	L7826	.375-.500	1/2"
L7708	L7764	L7804	L7827	.500-.625	1/2"
L7709	—	—	—	.625-.750	1/2"

Continued on next page



L7701  
Straight—Male





L7761  
90°—Male



## STRAIN-RELIEF GRIPS | Deluxe Cord Grips

Continued from previous page

Single/Double Weave  					
Cat. No. Straight Male	Cat. No. 90° Male	Cat. No. 45° Male	Cat. No. Straight Female	Cable Dia. Range (Inches)	NPT Size
L7711	L7765	L7805	—	.250-.375	3/4"
L7712	—	L7806	—	.375-.500	3/4"
L7700	L7767	L7807	L7831	.500-.625	3/4"
L7713	L7768	L7808	—	.625-.750	1"
L7714	—	—	—	.750-.875	1"
L7715	L7769	—	—	.437-.562	1"
L7716	—	—	L7833	.562-.687	1"
L7717	L7772	—	L7834	.625-.750	1"
L7718	—	—	—	.750-.875	1"
L7719	—	—	L7836	.875-1.000	1"
L7721	—	—	—	1.000-1.125	1"
L7722	—	—	—	1.125-1.250	1"
L7723	—	—	—	.750-.875	1 1/4"
L7724	—	—	—	.875-1.000	1 1/4"
L7725	—	—	—	1.000-1.125	1 1/4"
L7726	L7778	—	—	1.125-1.250	1 1/4"
L7727	—	—	—	1.250-1.375	1 1/4"
L7728	—	—	—	.750-.875	1 1/2"
L7729	L7782	—	—	.875-1.000	1 1/2"
L7731	—	—	—	1.000-1.125	1 1/2"
L7732	L7784	—	—	1.125-1.250	1 1/2"
L7733	L7785	—	—	1.250-1.375	1 1/2"
L8011	—	—	—	1.312-1.437	1 1/2"
L7770	—	—	—	1.437-1.562	1 1/2"
L7750	—	—	—	1.562-1.687	1 1/2"
L7760	—	—	—	1.687-1.812	1 1/2"
L7734	—	—	—	1.250-1.375	2"
L7736	—	—	—	1.500-1.625	2"
L7737	L7789	—	—	1.625-1.750	2"
—	L7791	—	—	1.750-1.875	2"
L7730	—	—	—	2.187-2.312	2"
L7739	—	—	—	1.75-1.875	2 1/2"
L7742	—	—	—	1.937-2.062	2 1/2"
L7743	—	—	—	2.062-2.187	2 1/2"
L7744	—	—	—	2.187-2.312	2 1/2"
L7745	—	—	—	1.688-1.812	3"
L7746	—	—	—	1.812-1.937	3"
L7747	—	—	—	1.937-2.062	3"
L7748	—	—	—	2.062-2.187	3"
L7751	—	—	—	2.312-2.437	3"
L7752	—	—	—	2.437-2.625	3"
L7754	—	—	—	2.812-3.000	3"
L7755	—	—	—	3.000-3.250	3"



L7802  
45°—Male

# Wire Mesh Safety Grips

STRAIN-RELIEF GRIPS



## STRAIN-RELIEF GRIPS | Liquid-Tight Grips | Connection Wire Mesh Grips

### Liquid-Tight Grips

Liquid-tight grips are woven stainless steel mesh with an anodized aluminum body for corrosion resistance. They are used to connect liquid-tight flexible metal conduit to electrical enclosures to prevent conduit pullout. Each fitting is supplied with an insulated throat to ensure conductor insulation and protect against damage caused by flexing, heat expansion and contraction. Liquid-tight grips are recommended in the wiring of motors and any electrical enclosure where liquid-tight conduit is subject to motion or strain. UL Listed and CSA Certified.

#### Liquid-Tight Grips for Metallic Conduit

Cat. No. Straight Male	Cat. No. 90° Male	Cat. No. 45° Male	Cat. No. Straight Female	Fitting Size (Inches)	Mesh Length (Inches)
—	—	L7931	L7951	3/8	2 5/8
L7902	L7916	L7932	—	1/2	3 7/8
L7903	L7917	—	L7953	3/4	4 3/8
L7904	L7918	—	L7954	1	5 1/4
L7905	L7919	—	—	1 1/4	5 5/8
L7906	L7921	—	—	1 1/2	5 3/4
L7907	L7922	—	—	2	7 1/2
L7908	—	—	—	2 1/2	9 5/8
L7911	L7924	—	—	3	10 5/8
L7912	—	—	—	4	12



L7902  
Straight—Male



L7922  
90°—Male




L7951  
Straight—Female



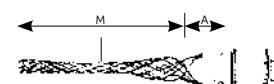
L7990  
90°—Male



L7965  
Straight—Male



L8003



#### Liquid Tight Grips for Non-Metallic Type "A" Flexible Conduit

Cat. No. Straight Male	Cat. No. 90° Male	Fitting Size (Inches)	Mesh Length (Inches)
L7962	L7990	1/2	10
—	L7967	3/4	10 1/2
—	L7968	1	12
L7965	L7969	1 1/4	17
—	L7971	1 1/2	21 1/2
L7970	L7972	2	24

### Connection Wire Mesh Grips

Connection wire mesh grips provide additional strain-relief for plugs and connectors used on portable equipment in commercial and institutional applications, and industrial plant and construction site areas which incur abnormally high abuse. Grips are made of galvanized steel.

#### Connection Wire Mesh Grips

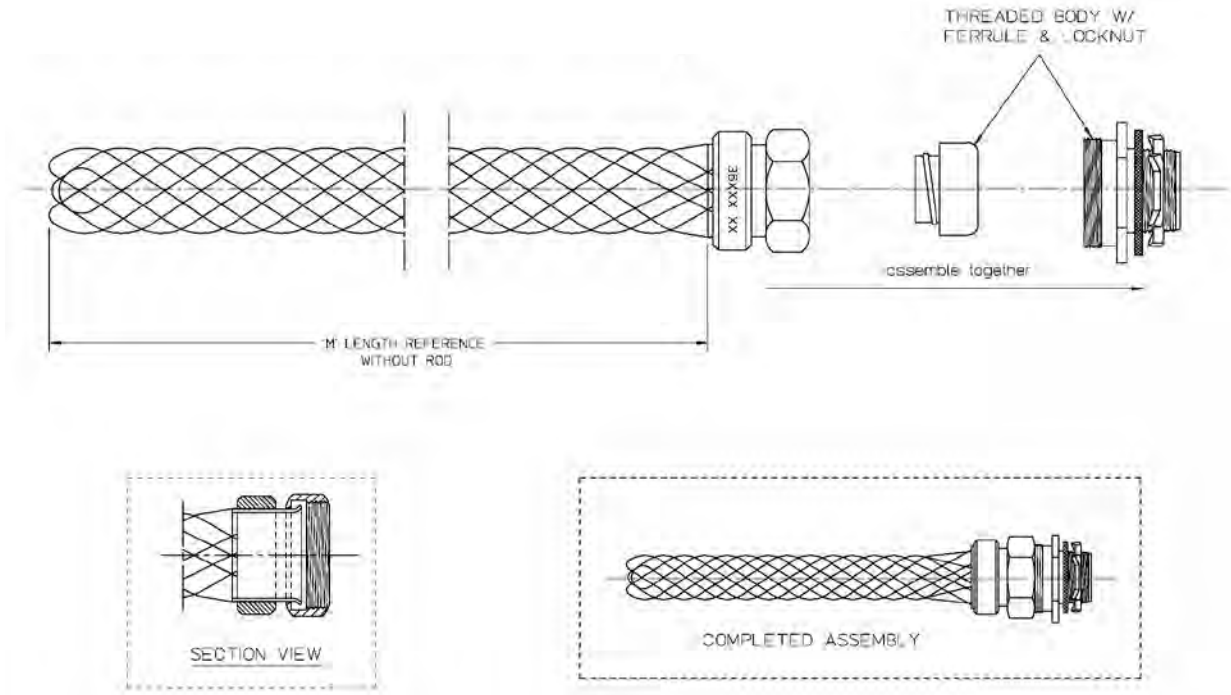
Cat No.	Cable Dia. Range (Inches)	Eye Dimensions (A) (Inches)	Mesh Length (M) (inches)
L8001	.30-.43	1 11/16	4 3/4
L8002	.40-.56	1 11/16	6
L8003	.52-.73	1 11/16	7
L8004	.70-.85	1 15/16	8 1/2
L8005	.82-1.00	1 15/16	8 1/2
L8006	.94-1.25	1 15/16	10 1/2



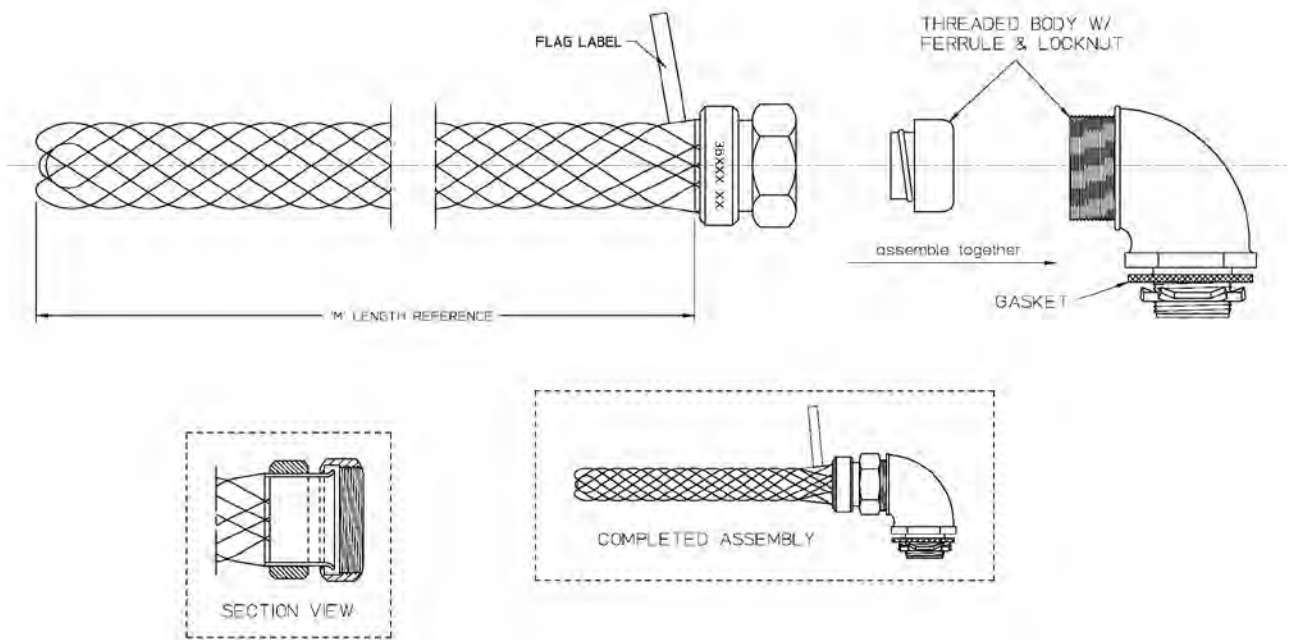
Wire Mesh Safety Grips

### Dimensions for Liquid Tight Grips

Cat. Nos. L7901, L7902, L7903, L7904, L7905, L7906, L7907, L7908, L7911, L7912



Cat. Nos. L7915, L7916, L7917, L7918, L7919, L7921, L7922, L7923, L7924



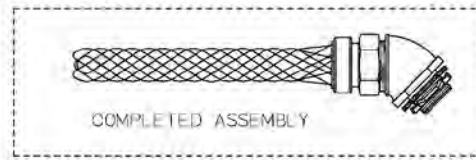
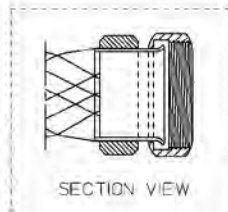
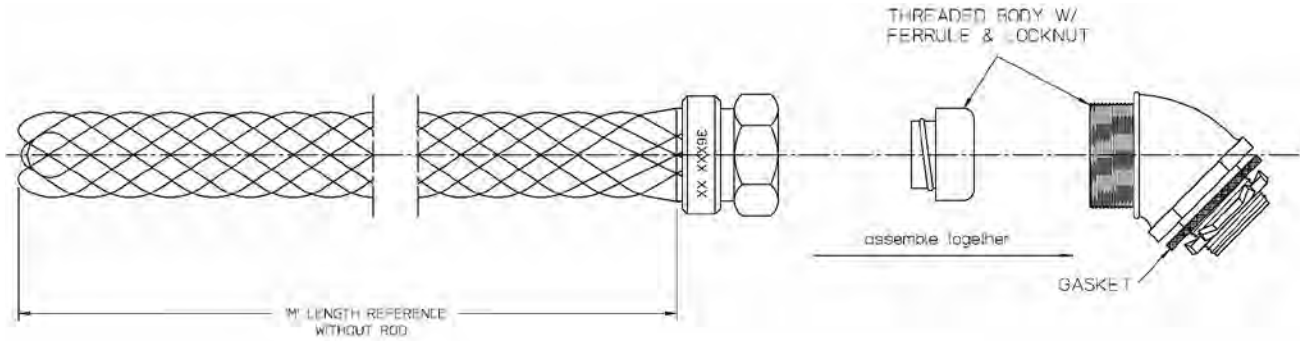
Continued on next page

## STRAIN-RELIEF GRIPS | Liquid-Tight Grip Dimensions

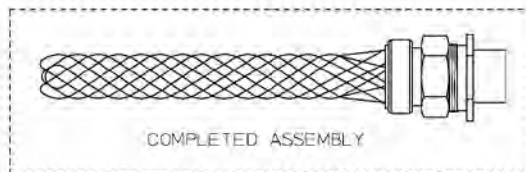
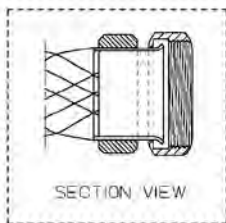
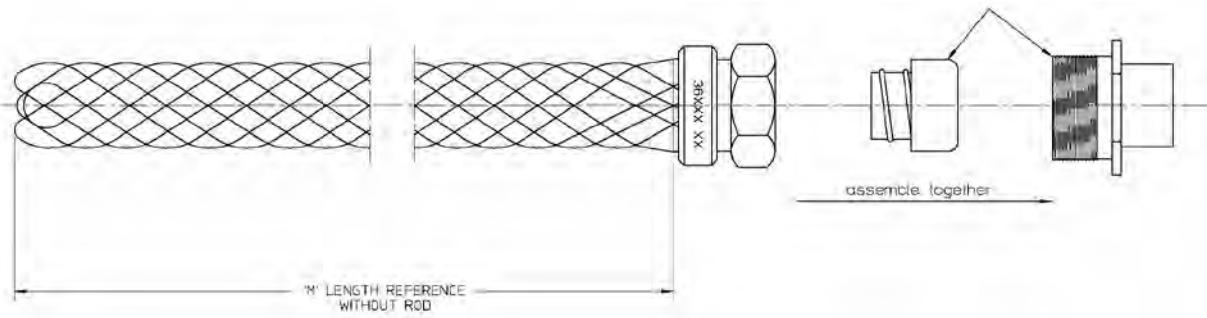
Continued from previous page

### Dimensions for Liquid Tight Grips

Cat. Nos. L7931, L7932, L7933, L7934, L7935, L7936, L7937, L7938, L7938, L7939, L7941



Cat. Nos. L7951, L7952, L7953, L7954



### Support Grips

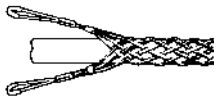
Support grips are designed to hold the weight of cable on vertical or sloping runs. They may be used indoors or outdoors to support electrical and fiber optic cable, metal rods and tubing. Leviton support grips are woven with tinned bronze wire. For applications requiring a greater degree of corrosion resistance, stainless steel wire is available on special order.



Single "U" Eye

#### Single "U" Eye

For use when cable is vertical and for applications where cable bends or where a single attachment is more advantageous for positioning.



Double "U" Eye

#### Double "U" Eye

For use when cable is vertical and extends through the grip without bending. Eyes may be fastened to open hooks, but should not be more than 15° from the axis of vertical cable. When eyes are supported equally, this attachment offers a fully balanced load.



Offset Eye

#### Offset Eye

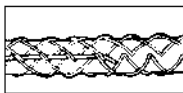
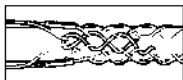
Similar to single eye applications, but for use when offset positioning is required.



Locking (Universal) Bale

#### Locking (Universal) Bale

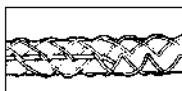
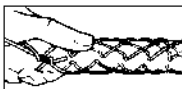
Adjustable and self-locking, this attachment fits around a beam, pipe or other continuous structural object. The bale wraps around the object and is securely anchored in the bar.



Split Lace

#### Split Lace

Beginning at the lead end of the grip, thread the lacing through the first two loops of the split, pulling the lace through until the ends are centered evenly. Cross laces and thread through the next two loops, and so on down the grip, being careful not to pull the lacing too tight. The spacing of the lace closure should be approximately the same as that of the mesh weave. When the end of grip is reached, twist the lacing strands tightly together; wrap the ends of the lace around the grip, and twist again to secure. Excess length may be cut off.



Split Rod

#### Split Rod

Split grips with rod closing install quickly and they are economical and reusable. Simply wrap the grip around the cable and thread the rod through the loops, using a corkscrew motion. To remove, pull the rod out and the grip is ready for re-use.

## SUPPORT GRIPS | Standard Closed Mesh

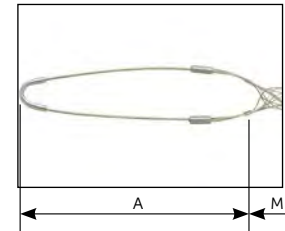
### Support Grips — Standard Closed Mesh

Standard closed mesh support grips are designed for loads up to 500 lbs. and vertical runs of no more than 100 feet. Heavy-duty closed mesh support grips are designed for loads in excess of 500 lbs. They are available in a variety of eye styles and cable ranges for supporting electrical cable, metal rods and tubing. Closed mesh support grips are used when the end of the cable is accessible. Mesh is made of tinned bronze material.

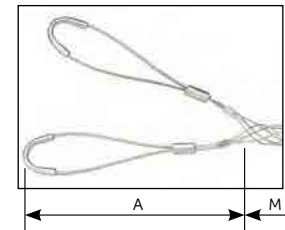
#### Single Eye, Single Weave

Cat. No.	Cable Dia. Range (Inches)	Approx. (lbs.) Break Strength*	Length (Inches) Bale (Dim. A)	Length (Inches) Mesh (Dim. M)
L9501	0.50-0.61	770	7	11
L9502	0.62-0.74	960	8	11
L9503	0.75-0.99	1,300	8	14
L9504	1.00-1.24	1,680	9	15
L9505	1.25-1.49	1,680	10	16
L9506	1.50-1.74	1,680	12	18
L9507	1.75-1.99	2,640	14	20
L9508	2.00-2.49	3,760	16	22
L9509	2.50-2.99	3,760	18	24
L9511	3.00-3.49	5,040	21	26
L9512	3.50-3.99	5,040	24	28


\*To determine workload safety factor, divide approximate break strength by 10



L9502  
Single Eye



L9515  
Double Eye



L9531  
Offset Eye

#### Double Eye, Single Weave

Cat. No.	Cable Dia. Range (Inches)	Approx. (lbs.) Break Strength*	Length (Inches) Bale (Dim. A)	Length (Inches) Mesh (Dim. M)
L9515	0.50-0.61	770	4	10
L9516	0.62-0.74	1,150	4	10
L9517	0.75-0.99	1,320	4	12
L9518	1.00-1.24	1,920	5	15
L9519	1.25-1.49	1,920	5	14.25
L9521	1.50-1.74	1,920	6	18
L9523	1.75-1.99	3,360	6	18
L9524	2.00-2.49	3,360	6	19
L9525	2.50-2.99	3,360	6	22
L9526	3.00-3.49	5,280	8	26.75

\*To determine workload safety factor, divide approximate break strength by 10

#### Offset Eye, Single Weave

Cat. No.	Cable Dia. Range (Inches)	Approx. (lbs.) Break Strength*	Length (Inches) Bale (Dim. A)	Length (Inches) Mesh (Dim. M)
L9531	0.50-0.61	770	4	11
L9532	0.62-0.74	960	4	11
L9533	0.75-0.99	960	4	14
L9534	1.00-1.24	1,680	5	15
L9535	1.25-1.49	1,680	5	14.25
L9536	1.50-1.74	1,680	5	18

\*To determine workload safety factor, divide approximate break strength by 10

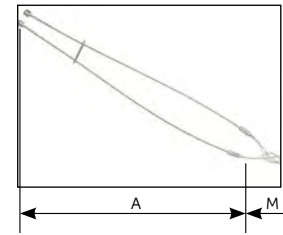
Continued on next page

## SUPPORT GRIPS | Standard Closed Mesh | Double Weave, Closed Mesh

Continued from previous page

Offset Eye, Single Weave				
Cat. No.	Cable Dia. Range (Inches)	Approx. (lbs.) Break Strength*	Length (Inches) Bale (Dim. A)	Length (Inches) Mesh (Dim. M)
L9537	1.75-1.99	2,640	6	20
L9538	2.00-2.49	3,760	6	21
L9539	2.50-2.99	3,760	8	24
L9542	3.50-3.99	5,040	9	28

Note: Support grips are also available in stainless steel—contact your Leviton Representative.  
 \*To determine workload safety factor, divide approximate break strength by 10



L9551  
Locking Bale


Locking Bale, Single Weave				
Cat. No.	Cable Dia. Range (Inches)	Approx. (lbs.) Break Strength*	Length (Inches) Bale (Dim. A)	Length (Inches) Mesh (Dim. M)
L9551	0.50-0.61	770	11	10
L9552	0.62-0.74	1,150	11	10
L9553	0.75-0.99	1,320	14	12
L9554	1.00-1.24	1,920	15	15
L9555	1.25-1.49	1,920	16	14.25
L9556	1.50-1.74	1,920	18	18
L9558	2.00-2.49	3,360	21	19
L9559	2.50-2.99	3,360	24	22

\*To determine workload safety factor, divide approximate break strength by 10

### Support Grips — Heavy Duty, Double Weave, Closed Mesh

Heavy duty support grips handle continuous loads of over 500 lbs. in vertical runs greater than 100 ft. for cable diameters from 3/4" to 4 1/2".

Single Eye, Heavy Long				
Cat. No.	Cable Dia. Range (Inches)	Approx. (lbs.) Break Strength*	Length (Inches) Bale (Dim. A)	Length (Inches) Mesh (Dim. M)
L9701	0.75-0.99	2,700	10	26
L9702	1.00-1.24	4,720	10	31.50
L9703	1.25-1.49	4,720	10	31
L9704	1.50-1.99	4,720	10	35



L9715  
Double Eye

Double Eye, Heavy Long				
Cat. No.	Cable Dia. Range (Inches)	Approx. (lbs.) Break Strength*	Length (Inches) Bale (Dim. A)	Length (Inches) Mesh (Dim. M)
L9711	0.75-0.99	2,700	10	26
L9712	1.00-1.25	4,720	10	29
L9713	1.25-1.49	4,720	10	31
L9714	1.50-1.99	4,720	10	35
L9715	2.00-2.49	10,080	10	37
L9716	2.50-2.99	10,080	10	39
L9717	3.00-3.49	10,080	10	41
L9718	3.50-3.99	13,120	10	45
L9719	4.00-4.49	13,120	10	47

\*To determine workload safety factor, divide approximate break strength by 10

## SUPPORT GRIPS | Split Lace, Single Weave


### Support Grips — Standard Split Lace, Single Weave

Split lace support grips are designed for loads up to 500 lbs. and vertical runs of no more than 100 feet. They are available in a variety of eye styles and cable ranges for supporting electrical cable, metal rods and tubing. Split lace grips are utilized when the end of the cable cannot be feasibly accessed and the support grip is intended for permanent installation. Mesh is made of tinned bronze material.

#### Single Eye

Cat. No.	Cable Dia. Range (Inches)	Approx. (lbs.) Break Strength*	Length (Inches) Bale (Dim. A)	Length (Inches) Mesh (Dim. M)
L9571	0.50-0.61	770	8	11
L9572	0.62-0.74	960	8	11
L9573	0.75-0.99	1,320	8	14
L9574	1.00-1.24	1,680	9	15
L9575	1.25-1.49	1,680	10	16
L9576	1.50-1.74	1,680	12	18
L9577	1.75-1.99	2,640	14	20
L9578	2.00-2.49	3,760	16	22
L9579	2.50-2.99	3,760	18	24
L9581	3.00-3.49	5,040	20	26
L9582	3.50-3.99	5,040	22	28

\*To determine workload safety factor, divide approximate break strength by 10




L9571  
Single Eye

#### Double Eye

Cat. No.	Cable Dia. Range (Inches)	Approx. (lbs.) Break Strength*	Length (Inches) Bale (Dim. A)	Length (Inches) Mesh (Dim. M)
L9585	0.50-0.61	770	4	11
L9586	0.62-0.74	1,150	4	11
L9587	0.75-0.99	1,320	4	14
L9588	1.00-1.24	1,920	5	15
L9589	1.25-1.49	1,920	5	16
L9591	1.50-1.74	1,920	5	18
L9592	1.75-1.99	3,150	6	20
L9593	2.00-2.49	3,360	6	22
L9595	3.00-3.49	5,280	8	26
L9596	3.50-3.99	5,280	8	28

\*To determine workload safety factor, divide approximate break strength by 10




L9585  
Double Eye

#### Offset Eye

Cat. No.	Cable Dia. Range (Inches)	Approx. (lbs.) Break Strength*	Length (Inches) Bale (Dim. A)	Length (Inches) Mesh (Dim. M)
L9601	0.50-0.61	770	4	11
L9602	0.62-0.74	960	4	10.50
L9603	0.75-0.99	960	4	14
L9604	1.00-1.24	1,680	5	15
L9605	1.25-1.49	1,680	5	14.25
L9606	1.50-1.74	1,680	5	18
L9608	2.00-2.49	3,760	8	22
L9609	2.50-2.99	3,760	8	24
L9612	3.50-3.99	5,040	9	28

Note: Support grips are also available in stainless steel — contact your Leviton Representative.

\*To determine workload safety factor, divide approximate break strength by 10



L9601  
Offset Eye



## SUPPORT GRIPS | Split Lace, Single Weave | Double Weave

Locking Bale				
Cat. No.	Cable Dia. Range (Inches)	Approx. (lbs.) Break Strength*	Length (Inches) Bale (Dim. A)	Length (Inches) Mesh (Dim. M)
L9621	0.50-0.61	770	18	11
L9622	0.62-0.74	1,150	18	11
L9623	0.75-0.99	1,320	18	14
L9624	1.00-1.24	1,920	18	15
L9625	1.25-1.49	1,920	18	16

\*To determine workload safety factor, divide approximate break strength by 10

### Support Grips — Heavy Duty Split Lace, Double Weave


Split lace support grips are designed for loads up to 500 lbs. and vertical runs of no more than 100 feet. They are available in a variety of eye styles and cable ranges for supporting electrical cable, metal rods and tubing. Split lace grips are utilized when the end of the cable cannot be feasibly accessed and the support grip is intended for permanent installation. Mesh is made of tinned bronze material.

Single Eye, Heavy, Long				
Cat. No.	Cable Dia. Range (Inches)	Approx. (lbs.) Break Strength*	Length (Inches) Bale (Dim. A)	Length (Inches) Mesh (Dim. M)
L9722	0.75-0.99	2,700	10	26
L9723	1.00-1.24	4,720	10	29
L9724	1.25-1.49	4,720	10	31
L9725	1.50-1.99	4,720	10	35

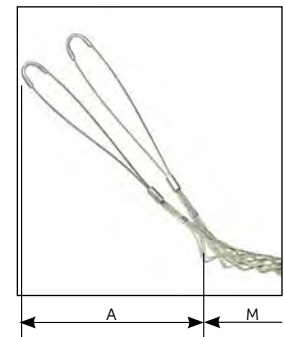
\*To determine workload safety factor, divide approximate break strength by 10

Double Eye, Heavy, Long				
Cat. No.	Cable Dia. Range (Inches)	Approx. (lbs.) Break Strength*	Length (Inches) Bale (Dim. A)	Length (Inches) Mesh (Dim. M)
L9731	0.75-0.99	2,700	10	26
L9732	1.00-1.24	4,720	10	29
L9733	1.25-1.49	4,720	10	31
L9734	1.50-1.99	4,720	10	35
L9735	2.00-2.49	10,080	10	37
L9736	2.50-2.99	10,080	10	39
L9737	3.00-3.49	10,080	10	41
L9738	3.50-3.99	13,120	10	45
L9739	4.00-4.49	13,120	10	47

\*To determine workload safety factor, divide approximate break strength by 10



L9621  
Locking Bale



L9731  
Double Eye

## SUPPORT GRIPS | Standard Split Rod, Single Weave

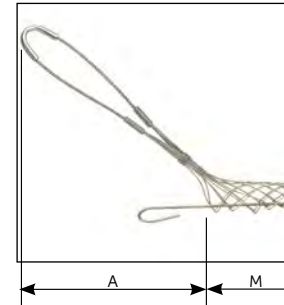
### Support Grips — Standard Split Rod, Single Weave

Split rod support grips are designed for loads up to 500 lbs. and vertical runs of no more than 100 feet. They are available in a variety of eye styles and cable ranges for supporting electrical cable, metal rods and tubing. Split rod support grips are utilized when the end of the cable cannot be feasibly accessed and the installation is temporary.

#### Single Eye

Cat. No.	Cable Dia. Range (Inches)	Approx. (lbs.) Break Strength*	Length (Inches) Bale (Dim. A)	Length (Inches) Mesh (Dim. M)
L9631	0.50-0.61	770	7	9
L9632	0.62-0.74	960	8	10
L9633	0.75-0.99	1,320	8	11
L9634	1.00-1.24	1,680	9	15
L9635	1.25-1.49	1,680	10	13.5
L9636	1.50-1.74	1,680	12	16
L9637	1.75-1.99	2,640	14	20
L9638	2.00-2.49	3,760	16	20
L9639	2.50-2.99	3,760	18	25
L9641	3.00-3.49	6,560	21	24
L9642	3.50-3.99	6,560	24	26

\*To determine workload safety factor, divide approximate break strength by 10




L9632  
Single Eye

#### Double Eye

Cat. No.	Cable Dia. Range (Inches)	Approx. (lbs.) Break Strength*	Length (Inches) Bale (Dim. A)	Length (Inches) Mesh (Dim. M)
L9651	0.50-0.61	770	4	9
L9652	0.62-0.74	1,150	4	9
L9653	0.75-0.99	1,320	4	11
L9654	1.00-1.24	1,920	5	13
L9655	1.25-1.49	1,920	5	15
L9656	1.50-1.74	1,920	5	16
L9657	1.75-1.99	3,150	6	17
L9658	2.00-2.49	3,360	6	20
L9659	2.50-2.99	3,360	6	22
L9661	3.00-3.49	7,520	8	24
L9662	3.50-3.99	7,520	8	26

\*To determine workload safety factor, divide approximate break strength by 10



L9651  
Double Eye

#### Offset Eye

Cat. No.	Cable Dia. Range (Inches)	Approx. (lbs.) Break Strength*	Length (Inches) Bale (Dim. A)	Length (Inches) Mesh (Dim. M)
L9671	0.50-0.61	770	4	9
L9672	0.62-0.74	960	4	9
L9673	0.75-0.99	960	4	11
L9674	1.00-1.24	1,680	5	13
L9675	1.25-1.49	1,680	5	15
L9676	1.50-1.74	1,680	5	16
L9677	1.75-1.99	2,640	6	17
L9678	2.00-2.49	3,760	6	20
L9679	2.50-2.99	3,760	6	22
L9681	3.00-3.49	5,040	8	24
L9682	3.50-3.99	5,040	8	26

\*To determine workload safety factor, divide approximate break strength by 10




L9671  
Offset Eye

## SUPPORT GRIPS | Standard Split Rod, Single Weave | Bus Drop

Locking Bale				
Cat. No.	Cable Dia. Range (Inches)	Approx. (lbs.) Break Strength*	Length (Inches) Bale (Dim. A)	Length (Inches) Mesh (Dim. M)
L9688	0.50-0.61	770	10	9
L9689	0.62-0.74	1,150	10	9
L9691	0.75-0.99	1,320	10	11
L9692	1.00-1.24	1,920	14	13
L9693	1.25-1.49	1,920	14	15
L9694	1.50-1.74	1,920	14	16
L9695	1.75-1.99	3,150	14	17
L9696	2.00-2.49	3,360	18	20
L9698	3.00-3.49	7,520	18	24

\*To determine workload safety factor, divide approximate break strength by 10



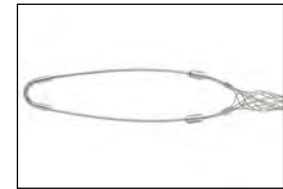
L9689 Locking Bale

### Support Grips — Bus-Drop


Bus-drop grips are used as cable support. They relieve any direct tension from the critical connection and absorb vibration and flexing. Bus-drop grips are woven of galvanized steel wire. They are offered with either locking bale or single eye attachments.

Locking Bale and Single Eye			
Cat. No. Single "U" Eye	Cat. No. Locking Bale	Cable Dia. Range (Inches)	Approx. (lbs.) Break Strength*
L7981	—	.220-.320	1,100
L7982	—	.300-.430	1,100
L7983	L7992	.410-.560	1,100
L7984	L7993	.530-.730	1,100
L7985	L7994	.700-.850	1,900
L7986	L7995	.820-1.00	1,900
L7987	—	.960-1.25	1,900

\*To determine workload safety factor, divide approximate break strength by 10



L7984 Single "U" Eye




L7992 Locking Bale

### Support Grips — Bus-Drop Accessories

Safety springs are used with bus-drop grips to relieve sudden strains on the cable system. To use with single eye-type grips, disassemble drawbar from coil, place through the eye, and replace the drawbar.

Safety Springs		
Description	Cat. No.	Length (Inches)
Zinc Plated, Max. Load 40 Lbs.	L7997	7.50
Zinc Plated, Max. Load 80 Lbs.	L7998	8.50



L7998 Safety Spring

## SUPPORT GRIPS | Fiber Optic, Single Weave

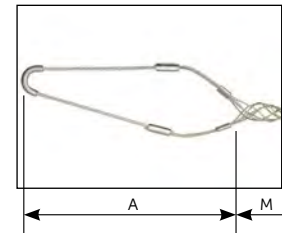
### Support Grips — Fiber Optic Grips, Single Weave

All Leviton fiber optic support grips are designed to wrap securely around fiber optic cable without damaging it. They are designed to reduce stress on cable in vertical, sloping, or horizontal positions. Single-eye or locking-bale style grips afford lasting support for a wide variety of applications where fiber optic cable is used.

#### Single Eye, Closed Mesh

Cat. No.	Cable Dia. Range (Inches)	Approx. (lbs.) Break Strength*	Length (Inches) Bale (Dim. A)	Length (Inches) Mesh (Dim. M)
L8807	.18-.25	300	3	1.7
L8808	.23-.32	300	3	2.5
L8809	.30-.39	300	4	2.5
L8811	.37-.48	300	5	4.0
L8812	.46-.58	400	6	4.0
L8813	.56-.71	600	7	5.5
L8814	.69-.88	800	8	6.0

\*To determine workload safety factor, divide approximate break strength by 10




L8807  
Single Eye—closed mesh

#### Single Eye, Split Rod

Cat. No.	Cable Dia. Range (Inches)	Approx. (lbs.) Break Strength*	Length (Inches) Bale (Dim. A)	Length (Inches) Mesh (Dim. M)
L8815	.18-.25	300	3	2.5
L8816	.23-.32	300	3	2.5
L8817	.30-.39	300	4	2.5
L8818	.37-.48	300	5	4.0
L8819	.46-.58	400	6	5.0
L8821	.56-.71	600	7	5.0
L8822	.69-.88	800	8	6.0

\*To determine workload safety factor, divide approximate break strength by 10

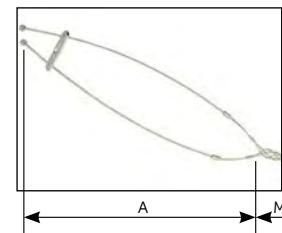


L8821  
Single Eye—split rod

#### Locking Bale, Closed Mesh

Cat. No.	Cable Dia. Range (Inches)	Approx. (lbs.) Break Strength*	Length (Inches) Bale (Dim. A)	Length (Inches) Mesh (Dim. M)
L8823	.18-.25	300	9	1.7
L8824	.23-.36	300	9	2.5
L8825	.30-.39	300	9	2.5
L8826	.37-.48	300	10	4.0
L8827	.46-.58	400	10	4.0
L8828	.56-.71	600	10	5.5
L8829	.69-.88	800	10	6.0

\*To determine workload safety factor, divide approximate break strength by 10



L8823  
Locking Bale

Dash numbers, indicating different product colors or other variations, are listed on the same page as the basic catalog numbers shown here, unless otherwise indicated.

Cat. No.	Page	Cat. No.	Page	Cat. No.	Page
000SL	M-28	4W006	R-67	5W320	R-47
00688	Q-33	4W254-BAX	R-68	5W370	R-47
00689	Q-33	4W254-BC1	R-68	5W597	R-28
00690	Q-33	4W254-BCM	R-66	5W710	R-47
00LVS	N-43	4W254-LPM	R-66	5W720	R-47
00PJ7	R-19	4W256	R-28	5W770	R-47
00PJ8	R-19	5D460	R-21	6	K-9
05261	Q-33	5D560	R-21	6A586	R-24
05361	Q-33	5EA20	Q-25	6A587	R-27
0A5FF	M-13	5EUJK	R-2	6ADPT	B-42
0A5FM	M-13	5ESJK	R2	6AS10	R-21
0A5MM	M-13	5F100	Q-13,R-49	6ASJK	R2
0PJ82	R-19	5G108	Q-21,R-4	6AUJK	R2
1FC1V	M-29	5G110	R-3	6AZ10	R-21
1FC2V	M-29	5G240	R-33	6D460	R-21
1K120	N-60	5G270	R-26	6D560	R-21
1K240	N-60	5G34A	R-33	6H460	R-21
1K277	N-60	5G34B	R-33	6L205 to 6L208	N-68
1O120	N-60	5G460	R-21	6L305 to 6L308	N-68
1O240	N-60	5G596-C48	R-24	6M202 to 6M204	N-68
1O277	N-60	5G596-Rxx	R-28	6M302 to 6M304	N-68
2FC1V	M-29	5G596-Uxx	R-24	6P201	N-67
2FC2V	M-29	5G597	R-27	6PSMT	N-67
2K208	N-61	5HHOM	Q-13	6S560	R-21
2K480	N-61	5L000-KAL	R-46	6W201	N-67
2KL	A-13	5L000-L0K	Q-5, Q-7,R-47	6W587	R-28
2L205 to 2L208	N-69	5LDCL	R-52	6X209 to 6X219	N-68
2L405 to 2L408	N-69	5LDLC	R-52	6X309 to 6X319	N-68
2M202 to 2M204	N-69	5LDSC	R-52	6Z460	R-21
2M402 to 2M404	N-69	5LPLC	R-53	7H201	N-67
2O208	N-61	5LPST	R-53	8C80L	R-64
2O480	N-61	5LPSC	R-53	10A06	P-25
2X209 to 2X216	N-69	5R100	R-46	10A07	P-25
2X409 to 2X416	N-69	5R1RU	R-46	10A11	P-25
3FC1V	M-29	5R1UE	R-45	14A00	P-42
3FC2V	M-29	5R1UL-CMT	R-46	14W	B-52, B-53, E-22, E-23, H-7, H-9
3KUMT	N-62	5R1UL-F03	R-45	14W04	B-52, H-7
3OUMT	N-62	5R1UM	R-44	14W07	B-53, H-7
3W101	B-46	5R2UL-CMT	R-46	14W15	B-52, H-7
3W102	B-46	5R2UL-F06	R-45	14W17	B-53, H-7
41OUB	N-65	5R2UM	R-44	14W33	B-53, H-7
41OUM	N-65	5R3UE	R-45	14W34	B-52, H-7
4DUBM	N-65	5R3UL	R-45	14W47	B-52, H-7
4DUMR	N-65	5R3UM	R-44	14W48	B-53, H-7
4FC1V	M-29	5R4UM	R-44	14W49	B-52, H-7
4FC2V	M-29	5RCMP	R-46	15CLF	J-24
4KUMR	N-63	5RCMR	R-46	15CLM	J-24
4M089	R-39	5S460	R-21	15GND	J-29
4OUMR	N-64	5T000	R-50	15D21-U to 15D24-U	J-5
4P38	T-17	5W110	R-47	15D22-G	J-29
4S089	R-11	5W120	R-47	15R21	J-6
4S255	R-26	5W170	R-47	15R22	J-6
4S256	R-27	5W310	R-47		

Cat. No.	Page	Cat. No.	Page	Cat. No.	Page
15S31	J-6	16R24-1U	J-11	21A06	P-25
15SDF	J-5	16R27	J-10	22L21	J-20
15SDM	J-5	16R28	J-10	22L22	J-20
15W04	B-52, H-7	16R29	J-10	22L23	J-20
15W07	B-53, H-7	16R30	J-10	22L24	J-20
15W16	B-52, H-7	16RSW	J-10	22L25	J-20
15W18	B-53, H-7	16S31	J-12	22L26	J-20
15W33	B-53, H-7	16SDF	J-8	22P21	J-21
15W34	B-52, H-7	16SDM	J-8	22P22	J-21
15W47	B-52, H-7	16V22 to 16V28	J-9	22R21 to 22R24	J-21
15W48	B-53, H-7	17A00	P-25	22R26	J-21
15W49	B-52, H-7	17CLF	J-24	22R28	J-21
16A21	J-12	17CLM	J-24	22W07	E-23, H-10
16A22	J-12	17D22	J-17	23A00	P-41
16A23	J-13	17D24	J-17	23CM	E-23, H-10
16A24	J-13	17P21	J-18	23L22 to 23L26	J-22
16A25-1	J-11	17P22	J-18	23P21	J-23
16A25-U	J-13	17R21 to 17R24	J-17	23P22	J-23
16A26-1	J-11	17S31	J-18	23R23	J-22
16A26-U	J-13	17V23	J-17	23R24	J-22
16A31 to 16A33	J-13	17V26	J-17	23W07	E-23, H-10
16A36	J-13	18A21 to 18A25	J-16	24CM	E-24, H-10
16CLF	J-24	18D21	J-14	24W04	E-22, H-9
16CLM	J-24	18D22	J-14	24W07	E-23, H-9
16D21	J-7	18D23	J-14	24W34	E-22, H-9
16D22	J-7	18D24	J-14	24W47	E-22, H-9
16D23	J-8	18D29	J-14	24W49	E-22, H-9
16D24	J-8	18D31	J-14	25W04	E-22, H-9
16D25	J-7	18D32	J-14	25W07	E-23, H-9
16D26	J-7	18D33	J-14	25W34	E-22, H-9
16D28	J-8	18F21	J-15	25W47	E-22, H-9
16D29	J-7	18F22	J-15	25W49	E-22, H-9
16D31	J-7	18P21	J-15	26CM	E-25, H-11
16D32	J-8	18P22	J-15	26W	E-23, E-24, H-9, H-10
16D33	J-8	18R21 to 18R24	J-15	26W07	E-23, H-9
16D34	J-7	19A00	P-25	26W08	E-23, H-10
16D35	J-7	19D22	J-19	26W09	E-24, H-10
16D37	J-8	19D24	J-19	26W10	E-24, H-10
16D40	J-9	19P21	J-19	26W47 to 26W49	E-23, H-10
16D41	J-9	19P22	J-19	26W74 to 26W76	E-24, H-10
16D44	J-7	19R21	J-19	26W81 to 26W83	E-24, H-10
16D45	J-7	19R22	J-19	27CM	E-25, H-11
16F21	J-11	20A00	P-20	27W07	H-9
16F22	J-11	20A04	P-25	27W08	E-23, H-10
16P21	J-12	20A07	P-25	27W09	E-24, H-10
16P22	J-12	20A30	P-25	27W10	E-24, H-10
16R19	J-11	20FC	J-41	27W47 to 27W49	E-23, H-10
16R20	J-11	20FP	J-41	27W74 to 27W76	E-24, H-10
16R21	J-9	20IS	J-41	27W81 to 27W83	E-24, H-10
16R22	J-9	20MC	J-41	28A00	P-25
16R23	J-10	20MP	J-41	28W	E-25, H-11
16R23-1U	J-11	20RS	J-41	28W08	E-25, H-11
16R24	J-10	21A05	P-25	28W09	E-25, H-11

Cat. No.	Page
28W47 to 28W49	E-25, H-11
28W74 to 28W77	E-25, H-11
28W81 to 28W83	E-25, H-11
29A00	P-41
29W08	E-25, H-11
29W09	E-25, H-11
29W47 to 29W49	E-25, H-11
29W74 to 29W77	H-11
29W81 to 29W83	E-25, H-11
30A00	P-41
31A00	P-42
33A00	P-25
35A00	P-34
35A14	P-34
36A00	P-36
36A05	P-25
37A00	P-34
38A00-1	P-35
38A00-2	P-35
38A04 to 38A06	P-35
38A14 to 38A16	P-35
39A00	P-36
40A00	P-34
41A10	R-33
41AB2	R-33
41AB6	R-31
41AW1	R-33
41AW2	R-33
41D10	R-33
41D1R	R-33
41D6A	R-31
41DBR	R-33
41DR2	R-33
41DR6	R-31
41DW1	R-33
41DW2	R-33
41LBL-00W	R-33, R-43
41LBL-60W	R-31, R-43
41MB2	R-34
41NB2	R-33
41NB6	R-31
42A00	P-27
44A02	P-25
44A03	P-25
45A00	P-27
45CM	E-22, H-9
46A00	P-27
47A00	P-27
47CM	E-22, H-9
47FTH	Q-9
48A00	P-27
49COP	J-29

Cat. No.	Page
49CSR	J-30
49DSF	J-29
49DSM	J-29
49DSR	J-29
49F31	J-27
49F44	J-27
49F53	J-27
49F64	J-27
49F77	J-27
49FR1	J-28
49FR2	J-28
49FSL	J-27
49GAS	J-29
49M31	J-27
49M44	J-27
49M53	J-27
49M64	J-27
49M77	J-27
49MR1	J-28
49MR2	J-28
49MSL	J-27
49PNR	J-29
50A00	P-27
50DCL	R-52
50DLC	R-52
50DSC	R-52
50DST	R-52
50PLC	R-53
50PSC	R-53
50PST	R-53
50W50	B-52, B-53, E-22, E-23, H-7, H-9
50W52	E-23, E-24, H-10
50W54	E-25, H-11
52CM	B-10
53CM	B-10
54A00	P-28
54DCL	R-52
54DLC	R-52
55	K-19
55A00	P-34
56A00 to 58A00	P-27
55A03	P-34
59A00	P-35
59W04	B-52, H-7
59W07	B-53, H-7
59W33	B-53, H-7
59W47	B-52, H-7
59W48	B-53, H-7
59W49	B-52, H-7
60A00	P-35
60IB	J-41

Cat. No.	Page
60IS	J-41
60W03	B-52, B-53, E-22, H-7, H-9, H-12
60W04	E-23, E-24, H-10, H-12
60W05	E-25, H-11, H-12
61	B-42
61A00	P-27
61SJK	R-2
61UJK	R-2
62DCL	R-52
62DCT	R-52
62DLC	R-52
62DSC	R-52
62DST	R-52
62PLC	R-53
62PSC	R-53
62PST	R-53
63A00	P-27
64W04	E-22, H-9
64W07	E-23, H-9
64W34	E-22, H-9
64W47	E-22, H-9
64W49	E-22, H-9
65	B-41
65A18	P-41
65A60	P-41
66W07	E-23, H-9
66W08	E-23, H-10
66W09	E-24, H-10
66W10	E-24, H-10
66W47 to 66W49	E-23, H-10
66W74 to 66W76	E-24, H-10
66W81 to 66W83	E-24, H-10
68A00	P-27
68W08	E-25, H-11
68W09	E-25, H-11
68W29	E-23, H-10
68W47 to 68W49	E-25, H-11
68W74 to 68W77	E-25, H-11
68W81 to 68W83	E-25, H-11
69	B-41
69A00	P-27
71A00	P-36
72A00	P-36
73A00	P-32
74A00	P-31
74W04	E-22, H-9
74W07	E-23, H-9
74W34	E-22, H-9
74W47	E-22, H-9
74W49	E-22, H-9
75A00	P-28



Cat. No.	Page
76W07	E-23, H-9
76W08	E-23, H-10
76W09	E-24, H-10
76W10	E-24, H-10
76W47 to 76W49	E-23, H-10
76W74 to 76W76	E-24, H-10
76W81 to 76W83	E-24, H-10
78A00	P-28
78W08	E-25, H-11
78W09	E-25, H-11
78W29	E-23, H-10
78W47 to 78W49	E-25, H-11
78W74 to 78W77	E-25, H-11
78W81 to 78W83	E-25, H-11
79A00	P-29
79W04	B-52, H-7
79W07	B-53, H-7
79W33	B-53, H-7
79W47	B-52, H-7
79W48	B-53, H-7
79W49	B-52, H-7
80W04	B-52, H-7
80W07	B-53, H-7
80W47	B-52, H-7
80W49	B-52, H-7
81A00-3	P-32, P-42
83A00	P-29
85W04	E-22, H-9
85W07	E-23, H-9
85W34	E-22, H-9
85W47	E-22, H-9
85W49	E-22, H-9
87W07	E-23, H-9
89A00	P-32
90A00	P-24
90W04	B-52, H-7
90W07	B-53, H-7
90W33	B-53, H-7
90W47	B-52, H-7
90W48	B-53, H-7
90W49	B-52, H-7
91A00	P-24
93A00	P-25
93W07	E-23, H-10
95A00	P-44
95A01	P-44
95A02	P-44
95A03-1	P-45
95A03-1T	P-41
95A04	P-46
95A05	P-45
95A09	P-44

Cat. No.	Page
95A10	P-46
95A11	P-45
95A12	P-44
95A13	P-45
95A14	P-45
95A16	P-46
95A18	P-44
95A20	P-38
95W04	E-22, H-9
95W07	E-23, H-9
95W34	E-22, H-9
95W47	E-22, H-9
95W49	E-22, H-9
97A00	P-25
97W07	E-23, H-9
97W08	E-23, H-10
97W09	E-24, H-10
97W10	E-24, H-10
97W47 to 97W49	E-23, H-10
97W74 to 97W76	E-24, H-10
97W81 to 97W83	E-24, H-10
99A00	P-24, P-31, P-48
99A10	P-23
99A16	P-24
99W08	E-25, H-11
99W09	E-25, H-11
99W47 to 99W49	E-25, H-11
99W74 to 99W77	E-25, H-11
99W81 to 99W83	E-25, H-11
100IB	J-41
100MP	J-41
100RB	J-41
101	B-45
101AN	B-45
102	B-45
110A00	P-38
111A00	P-38
112A00	P-38
113	B-46
113A00	P-39
114	B-46
114A00	P-39
114A01	P-39
115A00	P-38
115PR	B-45
115PV	B-45
116A00	P-38
117A00	P-37
118A00	P-38
119A00	P-38
120A00	P-37
121A00	P-37

Cat. No.	Page
122A00	P-37
123	B-45
123A00	P-37
124	K-19
124A00	P-37
125	B-42
125A00	P-39
126A00	P-39
128	B-42
157	K-19
165	K-13
167	K-19
223	B-5
267	K-19
274	B-42
275	B-64
278	B-62
279	B-62
287	B-64
320B4W	G-4
320B6W	G-4
320B7W	G-4
320C4W	G-4
320C6W	G-4
320C7W	G-4
320M6W	G-23
320M7W	G-23
320P4W	G-4
320P6W	G-4, G-23
320P7W	G-4, G-23
320R4W	G-4
320R6W	G-4
320R7W	G-4
321	B-45
330B4W	G-4
330B6W	G-4
330B7W	G-4
330C4W	G-4
330C6W	G-4
330C7W	G-4
330M6W	G-23
330M7W	G-23
330P4W	G-4
330P6W	G-4, G-23
330P7W	G-4, G-23
330R4W	G-4
330R6W	G-4
330R7W	G-4
341	K-11
357	K-11
360B4W	G-5
360B6W	G-5

Cat. No.	Page	Cat. No.	Page	Cat. No.	Page
360B7W	G-5	430B5W	G-4	466	K-2
360C4W	G-5	430B7W	G-4	467	K-2
360C6W	G-5	430B9W	G-4	476TL	Q-15
360C7W	G-5	430C12W	G-4	476TM	Q-15
360MF6W	G-24	430C5W	G-4	491RU	R-65
360MI6W	G-24	430C7W	G-4	492RU	R-65
360MI7W	G-24	430C9W	G-4	515AN	B-47
360P4W	G-5	430MF12W	G-23	515CA	B-47
360P6W	G-5, G-24	430MF5W	G-23	515CR	B-47
360P7W	G-5, G-24	430MF7W	G-23	515CV	B-47
360R4W	G-5	430MF9W	G-23	515PA	B-47
360R6W	G-5	430MI12W	G-23	515PR	B-47
360R7W	G-5	430MI5W	G-23	515PV	B-47
368	K-11	430MI7W	G-23	516	K-3
380	K-2	430MI9W	G-23	517	K-3
389	K-3	430P12W	G-4, G-23	520B5W	G-4
390	K-2	430P5W	G-4, G-23	520B7W	G-4
391	K-2	430P7W	G-4, G-23	520B9W	G-4
395	K-3	430P9W	G-4, G-23	520C5W	G-4
396	K-2	430R12W	G-4	520C7W	G-4
403	T-27	430R5W	G-4	520C9W	G-4
404	T-27	430R7W	G-4	520CA	B-47
405	T-28	430R9W	G-4	520CV	B-47
406	T-28	431	K-2	520MI5W	G-23
410L2	R-33	432C3WL	G-16	520MI7W	G-23
420	K-3	432P3WL	G-16	520MI9W	G-23
420B12W	G-4	452	K-2	520P5W	G-4, G-23
420B5W	G-4	453	K-2	520P7W	G-4, G-23
420B7W	G-4	460B12W	G-5	520P9W	G-4, G-23
420B9W	G-4	460B5W	G-5	520PA	B-47
420C12W	G-4	460B7W	G-5	520PV	B-47
420C5W	G-4	460B9W	G-5	520R5W	G-4
420C7W	G-4	460C12W	G-5	520R7W	G-4
420C9W	G-4	460C5W	G-5	520R9W	G-4
420MF12W	G-23	460C7W	G-5	523	K-3
420MF5W	G-23	460C9W	G-5	524	K-3
420MF7W	G-23	460MF12W	G-24	530B5W	G-4
420MF9W	G-23	460MF5W	G-24	530B7W	G-4
420MI12W	G-23	460MF7W	G-24	530B9W	G-4
420MI5W	G-23	460MF9W	G-24	530C5W	G-4
420MI7W	G-23	460MI12W	G-24	530C7W	G-4
420MI9W	G-23	460MI5W	G-24	530C9W	G-4
420P12W	G-4, G-23	460MI7W	G-24	530MF5W	G-23
420P5W	G-4, G-23	460MI9W	G-24	530MF7W	G-23
420P7W	G-4, G-23	460P12W	G-5, G-24	530MI5W	G-23
420P9W	G-4, G-23	460P5W	G-5, G-24	530MI7W	G-23
420R12W	G-4	460P7W	G-5, G-24	530MI9W	G-23
420R5W	G-4	460P9W	G-5, G-24	530P5W	G-4, G-23
420R7W	G-4	460R12W	G-5	530P7W	G-4, G-23
420R9W	G-4	460R5W	G-5	530P9W	G-4, G-23
423	A-23	460R7W	G-5	530R5W	G-4
430B12W	G-4	460R9W	G-5	530R7W	G-4

Cat. No.	Page	Cat. No.	Page	Cat. No.	Page
530R9W	G-4	1203-LH	A-12	1691	A-23
531	B-41	1203-PL	A-12	1754	C-6
554	K-16	1204	A-8	1755	C-6
555	K-16	1221-2	A-8	1865	A-23
560	K-17	1221-2KL	A-13	1901	T-3
560B5W	G-5	1221-7	A-12	1909	T-3
560B7W	G-5	1221-LH	A-12	2004 to 2006	K-13
560B9W	G-5	1221-PL	A-12	2152	T-28
560C5W	G-5	1221-S	A-9	2310 to 2316	E-7
560C7W	G-5	1222-2	A-8	2320 to 2326	E-7
560C9W	G-5	1222-2KL	A-13	2330 to 2336	E-7
560MF9W	G-24	1222-7	A-12	2340 to 2346	E-8
560MI5W	G-24	1222-PL	A-12	2350 to 2356	E-8
560MI7W	G-24	1222-S	A-9	2361	E-8
560MI9W	G-24	1223-2	A-8	2363	E-8
560P5W	G-5, G-24	1223-2KL	A-12	2371	E-8
560P7W	G-5, G-24	1223-7	A-12	2373	E-8
560P9W	G-5, G-24	1223-LH	A-12	2381	E-8
560R5W	G-5	1223-PL	A-12	2383	E-8
560R7W	G-5	1223-S	A-9	2410 to 2416	E-8
560R9W	G-5	1224-2	A-8	2420 to 2426	E-8
565	K-17	1224-2KL	A-13	2430 to 2436	E-8
570	K-17	1224-S	A-9	2440 to 2446	E-9
571	K-17	1228	B-5	2447	H-18
612	B-45	1241 to 1244	A-8	2450 to 2456	E-9
615CA	B-47	1254	B-13	2460 to 2466	E-9
615PA	B-47	1254-H	B-17, I-10	2510	E-9, E-24, H-10
615PV	B-47	1254-IG	B-17, I-10	2511 to 2516	E-9
617	B-46	1256	A-11	2520	E-9, E-24, H-10
620CA	B-47	1257	A-11	2521 to 2526	E-9
620CV	B-47	1260	A-11	2530	E-9, E-24, H-10
620PA	B-47	1262	A-11	2531	E-9
620PV	B-47	1281	A-11	2533	E-9
688-690	B-5	1282	A-11	2536	K-2
692	B-42	1285 to 1288	A-11	2537	K-2
694	B-42	1306	B-40	2545	E-9
697 to 699	B-42	1373	B-40	2546	E-9
830	B-60, B-64	1374	B-40	2547	H-18
905	K-11	1403	B-42	2610 to 2616	E-10
910	K-11	1406	B-42	2620	E-10
930	B-64	1420	L-18	2621	E-10
931	B-64	1432	T-34	2625F	E-10
1101 to 1104	A-6	1433	H-18	2626F	E-10
1105W	P-23	1447 to 1449	H-18	2630	E-10, E-25, H-11
1106W	P-23	1451	A-3	2631 to 2636	E-10
1111	P-23	1453	A-3	2640 to 2646	E-10
1201-2	A-8	1461	A-3	2650	E-10
1201-LH	A-12	1463	A-3	2651	A-3
1201-PL	A-12	1469	B-41	2653	A-3
1202-2	A-8	1533	H-18	2655	E-10
1202-PL	A-12	1547 to 1549	H-18	2656	E-10
1203-2	A-8	1689	A-23	2660 to 2666	E-11

Cat. No.	Page
2670 to 2676	E-11
2680 to 2686	E-11
2690 to 2696	E-11
2710 to 2716	E-12
2720 to 2726	E-12
2730	E-12, E-25, H-11
2731 to 2736	E-12
2740	E-12, E-25, H-11
2741 to 2746	E-12
2750 to 2756	E-13
2760 to 2766	E-13
2770 to 2776	E-13
2810	E-13, E-25, H-11
2811 to 2816	E-13
2820	E-13, E-25, H-11
2821 to 2826	E-13
2830	E-13, E-25, H-11
2831 to 2836	E-13
3031-2	A-9
3031-LHI	A-12
3031-PL	A-12
3032	A-8
3032-PL	A-12
3033	A-8
3051 to 3059	H-17, J-32
3060	H-17, J-32
3061	H-17, J-32
3099	H-17, J-32
3100B4W	G-5
3100B6W	G-5
3100B7W	G-5
3100C4W	G-5
3100C6W	G-5
3100C7W	G-5
3100MI4W	G-24
3100MI6W	G-24
3100MI7W	G-24
3100P4W	G-5, G-24
3100P6W	G-5, G-24
3100P7W	G-5, G-24
3100R4W	G-5
3100R6W	G-5
3100R7W	G-5
3125B6W	G-16
3125C6W	G-16
3125P6W	G-16
3125R6W	G-16
3152	K-15
3200	H-17, J-34
3241	H-17, J-34
3251	H-17, J-34
3254	B-17, I-10
3260	H-17, J-34

Cat. No.	Page
3261	H-17, J-34
3262	H-17, J-34
3263	H-17, J-34
3265	H-17, J-34
3300	H-17, J-34
3325	E-15
3326	E-15
3330	E-16, E-25, H-11
3331 to 3335	E-16
3352	K-16
3420	F-39
3430	E-16, E-25, H-11
3431 to 3435	E-16
3500	F-29
3520 to 3525	E-15
3720 to 3723	E-8
3756	E-8
3762C	E-17
3763C	E-17
3764C	E-17
3765C	E-17
3769	E-17
3771	E-17
3775	E-17
3777	E-17
3800	F-33
3801	F-35
3803	F-39
3812	F-38
3824	F-38
3848	F-38
3860 to 3863	F-39
3880	F-35
4005	K-16
4006	K-16
4010	K-16
4015	K-11
4017	K-11
4020	K-11
4032	K-11
4034	K-11
4063	K-16
4100B12W	G-5
4100B5W	G-5
4100B7W	G-5
4100B9W	G-5
4100C12W	G-5
4100C5W	G-5
4100C7W	G-5
4100C9W	G-5
4100MB7W	G-24
4100MB9W	G-24
4100MI12W	G-24

Cat. No.	Page
4100MI5W	G-24
4100MI7W	G-24
4100MI9W	G-24
4100P12W	G-5, G-24
4100P5W	G-5, G-24
4100P7W	G-5, G-24
4100P9W	G-5, G-24
4100R12W	G-5
4100R5W	G-5
4100R7W	G-5
4100R9W	G-5
4108W	Q-23, R-6
4125B6W	G-16
4125C6W	G-16
4125P6W	G-16
4125R6W	G-16
4155	K-18
4158	K-18
4254	B-17, I-10
4515	R-86
4520	R-86
4550	E-6
4560	E-6
4570	E-6
4579	E-6
4585-C	E-6
4585-CWP	E-28
4586-C	E-6
4586-CWP	E-28
4625A	R-20
4700	E-6
4702	E-6
4703	E-6
4710	E-6
4715-C	E-6
4715-CWP	E-28
4716-C	E-6
4716-CWP	E-28
4720	E-6
4729	E-6
4750	E-6
4760	E-6
4763	B-50
4765	B-50
4770	E-6
4779	E-6
4785	E-6
4786	E-6
4792 to 4795	E-27
4925	T-34
4925C	R-66
4926	T-34
4927	T-9

Cat. No.	Page	Cat. No.	Page	Cat. No.	Page
4928	T-9	5243	C-3	5342	B-11
4934	T-10	5245	C-3	5349	B-18
4937	B-46	5248	B-4	5351	B-11
4940L	R-65	5249	B-18	5352	B-10
4970	T-34	5250	B-18	5356	B-56
4976 to 4979	T-33	5251	B-11	5359	B-56
4980	E-9, E-13, E-15, T-33	5252	B-10	5361	B-10
4980L	R-65	5256	B-56	5361-CR	B-53, H-7
4990	T-34	5258	B-8	5361-IG	B-11
4992	T-34	5259	B-56	5362	B-10
5000	B-5	5261	B-10	5362-1P	B-12
5015	B-8	5261-CR	B-52, H-7	5362-2P	B-12
5028	B-8	5262	B-10	5362-IG	B-11
5029	B-8	5262-1P	B-12	5362-L	B-11
5031	B-19	5262-2P	B-12	5362-S	B-10, B-11
5032	B-50	5262-IG	B-11	5362-S1	B-12
5040	B-8	5262-L	B-11	5362-S2	B-12
5042	B-8	5262-S	B-10, B-11	5362-SG	B-10
5050	B-61	5262-S1	B-12	5366	B-50
5054	B-61	5262-S2	B-12	5369	B-50
5059	B-8	5262-SG	B-10	5371	B-60
5088	B-7	5266	B-49	5372	B-60
5089	B-7	5269	B-49	5373	B-61
5100	F-27	5278-C	B-49	5374	B-61
5100B5W	G-5	5278-CWP	B-58	5376	B-60
5100B7W	G-5	5278-FWP	B-58	5378	B-61
5100B9W	G-5	5279-C	B-49	5380	F-22
5100C5W	G-5	5279-CWP	B-58	5410	A-23
5100C7W	G-5	5279-FWP	B-58	5456	B-56
5100C9W	G-5	5280	F-22	5458	B-8
5100MB9W	G-24	5292	B-18	5459	B-56
5100M5W	G-24	5300-H	F-27, I-21	5461	B-10
5100M7W	G-24	5300-IPS	F-27	5461-CR	B-53, H-7
5100M9W	G-24	5302M	F-25, I-21	5462	B-10
5100P5W	G-5, G-24	5304M-1N	F-25, I-20	5462-IG	B-11
5100P7W	G-5, G-24	5304M-1S5	F-25, I-20	5466	B-50
5100P9W	G-5, G-24	5304M-1S7	F-25, I-21	5469	B-50
5100R5W	G-5	5304M-2N5	F-25, I-21	5478-C	B-50
5100R7W	G-5	5304M-2N7	F-25, I-20	5478-CWP	B-58
5100R9W	G-5	5304M-2S5	F-25, I-20	5479-C	B-50
5125B6W	G-16	5304-2S7	F-25, I-20	5479-CWP	B-58
5125C6W	G-16	5306M-1N5	F-25, I-21	5480	F-22
5125P6W	G-16	5306M-1N7	F-25, I-20	5490	F-22
5125R6W	G-16	5306M-1S	F-25, I-20	5500	R-80
5206	B-61	5306M-2N	F-25, I-21	5501-8	A-5
5207	B-61	5306M-2S	F-25, I-20	5501-LH	A-6
5224	C-3	5320	B-4	5502	A-5
5225	C-3	5325	B-21	5503	A-6
5226	C-3	5328	B-21	5505	R-80
5239	B-47	5334	C-3	5558	B-8
5240	B-47	5335	C-3	5585	B-7
5241	C-3	5336	C-3	5601	A-17
5242	B-11	5340	B-8	5601-Z	A-18

Cat. No.	Page	Cat. No.	Page	Cat. No.	Page
5602 to 5604	A-17	6197	T-27	7535	E-5
5611 to 5614	A-18	6210G	R-21	7540	E-5
5618	A-18	6234B	R-31	7545	E-5
5621 to 5624	A-20	6250	L-18	7556	E-14
5625 to 5627	C-5	6360CR	E-19	7557	E-14
5628	A-22	6361CR	E-19	7565	E-14
5629	A-22	6364CR	E-19	7567	E-14
5631	A-22	6365CR	E-19	7582	E-14
5633	A-22	6369CR	E-19	7715CR	E-20
5634	C-5	6370CR	E-19	7717CR	E-20
5636	C-5	6375CR	E-19	7764C	E-17
5638	A-22	6377CR	E-19	7765C	E-17
5639	A-22	6526	C-8	7770	E-17, E-18, E-19, E-20, T-34
5640 to 5643	C-5	6527	C-8	7788	E-17, E-18, E-19, E-20, T-34
5645	C-6	6602	L-4	8004	K-10
5649	A-22	6613	L-7	8052	K-15
5651	B-11	6615	L-7	8101	K-15
5657	A-21	6616	L-4	8110	K-14
5658	B-8	6627 to 6629	L-7	8200	B-15, I-4
5659	A-22	6630 to 6633	L-7	8200-C	B-16, I-5
5661	B-10	6637	L-7	8200-H	B-16, I-5
5661-CR	B-52, H-7	6639	L-4	8200-IG	B-16, I-5
5662	B-10	6641	L-3	8200-L	B-16, I-5
5666	B-49	6643	L-3	8200-PL	B-15, I-4
5669	B-49	6672	L-7	8200-SG	B-15, I-4
5685	A-21	6674	L-7	8210	B-15, I-4
5686	A-21	6683	L-4	8210-IG	B-16, I-5
5691 to 5694	A-20	6691	L-3	8215	B-51, I-23
5801	B-8	6693	L-3	8219	B-51, I-23
5821	B-8	6910G	R-26	8256	B-57, I-24
5822	B-8	7070	K-10	8259	B-57, I-24
5823	B-7	7080	K-10	8280	F-23, I-9
5824	B-7	7090	K-10	8300	B-15, I-4
5825	B-21	7092	K-10	8300-C	B-16, I-5
5842	B-19	7101	E-7	8300-H	B-16, I-5
5844	B-19	7102	E-7	8300-IG	B-16, I-5
5866	B-49	7210	E-7	8300-L	B-16, I-5
5869	B-49	7250	B-11	8300-OIG	B-16, I-5
5891	B-7	7251	B-11	8300-PL	B-15, I-4
5977 to 5978	T-31	7280	F-22	8300-SG	B-15, I-4
5980 to 5981	T-31	7310	E-15, E-23, H-10	8310	B-15, I-4
5996	T-31	7313	B-60	8310-OIG	B-16, I-5
5997	T-31	7314	E-15	8315	B-51, I-23
6017	B-51	7379	E-17	8319	B-51, I-23
6017-Y	B-51	7380	F-22	8330	B-63
6017-L	E-20	7408	E-15	8332	B-63
6018	B-51	7409	E-15	8350	B-63
6018-Y	B-51	7410	E-15, E-24, H-10	8352	B-63
6018-L	E-20	7411	E-15	8356	B-57, I-24
6031 to 6034	E-20	7413	E-15	8359	B-57, I-24
6110G	R-3	7420	E-9, E-13, E-15, T-34	8360	B-63
6151	L-18	7506	E-5	8362	B-63
6196	T-34	7526	E-5	8380	F-23, I-9

Cat. No.	Page	Cat. No.	Page	Cat. No.	Page
8381	F-23, I-9	9814	K-15	16241	B-23
8400	B-15, I-4	9820	K-9	16242	B-23
8415	B-51, I-23	9839	K-9	16251	B-23
8430	B-62	9860	K-21	16252	B-23
8432	B-62	9862 to 9865	K-21	16252-1	B-22
8450	B-62	9874	K-8	16252-2	B-22
8452	B-62	9875	K-8	16252-DIN	B-24
8456	B-57, I-24	9880	K-14	16252-L	B-24
8459	B-57, I-24	9882	K-14	16262	B-24
8460	B-63	9883	K-8	16262-HG	B-25, I-6
8462	B-63	9885	K-15	16262-IG	B-25, I-6
8480	F-23, I-11	9965	E-15	16262-PL	B-25, I-6
8490	F-23, I-11	10014	K-18	16262-SG	B-25, I-6
8600	B-15, I-4, T-17	10020	K-14	16292	B-19
8647	K-13	10025 to 10027	K-18	16341	B-23
8656	B-57, I-24	10028	K-14	16342	B-23
8659	B-57, I-24	10041	A-23	16351	B-23
8681	K-13	10045	K-15	16352	B-23
8684	K-18	10065	K-15	16352-1	B-22
8694	K-20	10083	K-10	16352-2	B-22
8746	K-20	10085	K-15	16352-L	B-24
8750	K-20	10091	K-16	16362	B-24
8751	K-20	10097	A-23	16362-HG	B-25, I-6
8756	K-20	12650	B-5	16362-IG	B-25, I-6
8765	K-20	12777	B-42	16362-PL	B-25, I-6
8806	K-20	13150	K-4	16362-SG	B-25, I-6
8827	K-8	13280	K-6	16441	B-23
8829	K-8	13351 to 13354	K-4	16451	B-23
8871	K-15	13357	K-4	16462	B-24
8875	K-14	13359	K-4	16641	B-21
8880	K-14	13451	K-4	16651	B-23
8980L	R-64	13452 to 13455	K-22	16662	B-24
9063	K-14	13464	K-2	16693	D-19, J-39
9151	B-50	13465	K-2	16694	D-19, J-39
9332	B-61	13518	K-3	16793	D-19, J-39
9346	K-10	13519	K-3	16794	D-19, J-39
9347	K-10	13550	K-2	18201	A-9
9350	K-15	13551	K-2	18201-C	A-6
9432	B-62	13556	K-2	18202	A-9
9450	B-61	13557	K-2	18202-C	A-6
9452	B-62	13652	K-4	18203	A-9
9460	B-62	13653	K-4	18203-C	A-6
9462	B-62	13654-S	K-6	18204	A-9
9530	B-60	13654-T	K-6	18204-C	A-6
9550	B-61	13654-EX	K-7	18221 to 18224	A-9
9630	B-60	13660 to 13662	K-6	18302	K-9
9650	B-61	15378-C	B-50	18315	K-15
9716	K-8	15378-CWP	B-58	18821	A-10
9726	K-8	15379-C	B-50	19062	K-14
9730	B-60	15656	B-56	19980	K-10
9750	B-61	15659	B-56	20025	K-19
9800	K-18	15678	B-49	20070	K-15
9805	K-18	15679	B-49	20403	E-21

Cat. No.	Page	Cat. No.	Page	Cat. No.	Page
21254	B-13	40214	R-17	41080-1WP	Q-23, R-5
21254-H	B-17, I-10	40223	R-17	41080-2BP	R-5
21254-IG	B-17, I-10	40226	R-17	41080-2EP	R-5
21414	E-21	40238	R-18	41080-2GP	R-5
21415	E-21	40244	R-18	41080-2IL	R-7
23000 to 23004	E-21, I-24	40249	R-18	41080-2IP	Q-23, R-5
23030 to 23034	E-21	40253	R-17	41080-2TL	R-7
23280	K-6	40257	R-17	41080-2TP	Q-23, R-5
23351	K-4	40258	R-18	41080-2WL	R-7
23452	K-24	40259	R-18	41080-2WP	Q-23, R-5
23453 to 23455	K-22	40278	R-20	41080-3BP	R-5
23464	K-2	40539	R-18	41080-3EP	R-5
23465	K-2	40544	R-18	41080-3GP	R-5
23518	K-3	40549	R-18	41080-3IP	Q-23, R-5
23519	K-3	40644	R-16	41080-3TP	Q-23, R-5
23652	K-4	40649	R-16	41080-3WP	Q-23, R-5
23653	K-4	40659	R-16	41080-4BP	R-5
23654	K-6	40681	R-16	41080-4EP	R-5
23660 to 23662	K-6	40682	R-16	41080-4GP	R-5
25249	B-18	40734	Q-21, R-36	41080-4IL	R-7
25349	B-18	40735	Q-21, R-37	41080-4IP	Q-23, R-5
25403	E-21	40782	Q-21	41080-4TL	R-7
25414	E-21	40830	Q-21, R-37	41080-4TP	Q-23, R-5
25415	E-21	40831	Q-21, R-37	41080-4WL	R-7
26115	L-4	40832 to 40839	Q-21, R-36	41080-4WP	Q-23, R-5
26719	K-25	40856	Q-38	41080-6BP	R-5
26720	K-25	40867	Q-38	41080-6EP	R-5
26725-2	K-27	40868	Q-38	41080-6GP	R-5
26725-2A	K-29	40949	R-16	41080-6IP	Q-23, R-5
26725-4	K-27	40951	Q-33	41080-6TP	Q-23, R-5
26725-4A	K-29	40952	Q-33	41080-6WP	Q-23, R-5
26730	K-31	40981	R-16	41080-IDW	R-4, R-43
26735	K-31	40982	R-16	41080-LEB	R-4, R-6, R-43
26740	K-31	40984	Q-36	41081	Q-23, R-7
26745	K-31	40985-0xx	Q-37, R-38	41084	Q-21
26800	K-29	40985-1Px	Q-37, R-38	41084-B	R-36
29816	K-8	40985-Cxx	Q-21, R-38	41084-F	R-37
32120	F-16	40986	Q-37	41084-S	R-57
32277	F-16	40987	Q-36	41085	R-57
32412	F-16	40988	Q-42	41087	R-8
37120	F-14	40989	Q-14, R-32	41089	R-11
37277	F-14	41010-SPW	R-71	41091	R-7
40050	R-35	41020-SPR	R-71	41100-HLD	R-31, R-33, R-43
40054	R-35	41030-OFT	R-71	41106-Rx6	Q-21, R-4
40066	R-35	41030-SMJ	R-11	41108	Q-21, R-4
40067	R-35	41054	R-20	41150	R-66
40070	R-42	41075	R-8, R-36	41188	R-67
40072	R-35	41080-1BP	R-5	41225	R-71
40089	R-26, R-35	41080-1EP	R-5	41290-D	R-39, R-58
40144	R-16	41080-1GP	R-5	41290-HD	R-39
40159	R-16	41080-1IP	Q-23, R-5	41290-SM	R-39, R-58
40201	R-20	41080-1TP	Q-23, R-5	41291-1x	R-40, R-59



Cat. No.	Page	Cat. No.	Page	Cat. No.	Page
41291-2C	R-40, R-59	42080-4TP	R-5	47605-4xx	Q-7
41291-2Q	R-40, R-59	42080-4TS	R-5	47605-ACx	Q-12
41291-2T	R-40, R-59	42080-4WL	R-7	47605-C5B	Q-17
41291-DB	R-39	42080-4WP	R-5	47605-Fxx	Q-7
41291-ZT	R-40, R-59	42080-4WS	R-5	47605-MDx	Q-5
41292-2B	R-40, R-59	42080-6x	R-5	47605-M28	Q-7
41292-2C	R-40, R-59	42080-8x	R-5	47605-M42	Q-7
41292-3x	R-39	42081	Q-23, R-7	47605-NDP	Q-12
41292-AE	R-39	42090	R-5	47605-PSx	Q-12
41292-DE	R-39	42120	F-16	47606	Q-16
41293-4x	R-40, R-59	42400	Q-13	47609-0xx	Q-18
41293-HD	R-39	42777-1	R-11	47609-4DP	Q-17
41294-2B	R-40, R-59	42777-2	R-11	47609-D5P	Q-17
41294-2C	R-40, R-59	42277-DY3	F-16	47609-EMP	Q-18
41294-2Q	R-40, R-59	43080	Q-23, R-6	47609-S10	Q-18
41294-ZT	R-40, R-59	43080-IDW	Q-23, R-6, R-43	47609-TSV	Q-17
41295-5B	R-40, R-59	43081-1L4	Q-23, R-6	47610	Q-35
41295-HD	R-39	43081-2L	R-6	47611-0C6	Q-16
41295-Vx	R-39	43105	Q-14	47611-5xx	Q-11
41296-MM	R-39, R-58	43108	Q-14	47611-8xx	Q-11
41297-SP	R-39	43112	Q-14	47611-C6B	Q-17
41297-XL	R-39	45224	R-71	47611-GT4	Q-11
41600	R-35	46596	D-20	47611-WG4	Q-11
41620	R-35	46700	R-71	47612-1SB	Q-14
41638	R-16	47112	Q-33	47612-6SB	Q-14
41641 to 41646	Q-24, R-8	47120	F-14	47612-CBK	Q-14
41647	Q-24, R-36	47277	F-14	47612-DBK	Q-13
41648	Q-24, R-36	47600	Q-13	47612-EBK	Q-13
41649	R-39, R-58	47602	Q-10	47612-FSB	Q-14
41650	B-18, R-8, R-20	47603	Q-16	47612-HBK	Q-13
41652	B-18, R-8, R-20	47603-0C5	Q-17	47612-HSB	Q-14
41658	R-16	47603-110	Q-18	47612-MMA	Q-13
41880	R-34	47603-12B	Q-18	47612-SBK	Q-13
42080-1x	R-5	47603-12M	Q-16	47612-UBK	Q-14
42080-2E	R-5	47603-12P	Q-16	47612-VSB	Q-13
42080-2G	R-5	47603-18B	Q-18	47613	Q-14
42080-2IL	R-7	47603-18M	Q-16	47615-NYL	Q-14
42080-2IP	R-5	47603-18P	Q-16	47615-PTT	R-41
42080-2IS	R-5	47603-1Gx	Q-15	47616-DSB	Q-17
42080-2TL	R-7	47603-24P	Q-16	47616-DSF	Q-17, Q-18
42080-2TP	R-5	47603-412	Q-16	47617	Q-33
42080-2TS	R-5	47603-8C1	Q-16	47689-00B	Q-17
42080-2WL	R-7	47603-DP6	Q-15	47689-OQP	R-26
42080-2WP	R-5	47603-TDM	Q-18	47690	Q-20
42080-2WS	R-5	47603-TSV	Q-15	47693	Q-18
42080-3x	R-5	47604	Q-5	48211	Q-31
42080-4E	R-5	47605-0DP	Q-12	48212	Q-12
42080-4G	R-5	47605-1xx	Q-5	48642 to 48646	B-45
42080-4IL	R-7	47605-21x	Q-5	48648	B-46
42080-4IP	R-5	47605-28x	Q-7	48900	R-71
42080-4IS	R-5	47605-2BP	Q-7	49005	R-67
42080-4TL	R-7	47605-2MG	Q-7	49006	R-67

Cat. No.	Page	Cat. No.	Page	Cat. No.	Page
49012 to 49014	R-30	49886-12F	R-63	54522	A-6
49018	R-30	49886-APD	R-63	54522-2	A-5
49103 to 49105	R-33	49886-BRx	R-62	54523	A-6
49200	R-35	49886-Cxx	R-62	54524	A-6
49222	R-11	49886-DLx	R-55	55050	B-62
49251	R-69	49886-DSC	R-55	55054	B-62
49252	R-66	49886-DWP	R-63	55208	F-5
49253	R-66	49886-FCC	R-62	55240	F-5
49254-BAx	R-68	49886-FCN	R-63	55480	F-5
49254-BC1	R-68	49886-FCS	R-41	55500	A-8, A-9, A-11, A-15
49254-BCM	R-66	49886-FCT	R-62	57120	F-11
49254-BPx	R-68	49886-FLA	R-62	57240	F-11
49254-LPM	R-66	49886-FSP	R-62	57277	F-11
49255-D	R-26	49886-GLS	R-62	57347	F-11
49255-H	R-26	49886-Lxx	R-62	57480	F-11
49255-L	R-26	49886-MCS	R-62	57600	F-11
49255-Q	R-26	49886-Pxx	R-62	59265	R-65
49255-R	R-28	49886-SCx	R-62	61110	R-3
49255-S	R-26	49886-SIS	R-41, R-62	62240	R-31
49256	R-27	49886-SMP	R-62	62460	R-21
49257	R-30, R-43	49886-SPD	R-62	69104	R-31
49258	R-66	49886-STP	R-62	69270	R-26
49260 to 49262	R-69	49886-SYR	R-63	69585	R-30, R-43
49265	R-65	49886-VFL	R-62	69586-C	R-24
49280	R-29	49886-WRE	R-63	69586-U	R-24
49300	R-66	49886-X3F	R-63	69586-R	R-28
49400	R-69	49887	R-56	69587-U	R-27
49553-066	Q-14, R-41	49910	R-11	70052	K-15
49553-110	Q-14, R-41	49990	R-55	74120	F-8
49553-55H	R-41	49991	R-54	74277	F-8
49553-64H	R-41	50240	F-5	75120	F-8
49553-814	Q-14, R-41	51005	F-32	75277	F-8
49553-AWL	Q-14	51010	F-32	78000	T-28
49553-BIX	Q-14	51015	F-32	78001	T-3
49553-KRN	Q-14	51020	F-32	78003	R-19, T-5
49553-TTH	R-41	51084	Q-24, R-4, R-43	78004	T-6
49560 to 49562	R-42	51110	F-19	78005	T-17
49605	Q-8	51120-1	F-17	78009	T-3
49660	Q-14	51120-3	F-17	78011	T-3
49687	B-41	51120-3R	F-5	78012	T-3
49800-680	R-63	51240	F-32	78013	T-6
49800-CON	R-63	52120	F-11	78014	R-19, T-8
49800-FAN	R-56, R-63	52240	F-11	78016	R-19, T-5
49800-FCC	R-63	52277	F-11	78021	T-17
49800-FTK	R-61	52412	F-11	78023	T-4
49800-LAK	R-61	52480	F-11	78025	R-19, T-8
49800-MSK	R-61	54501	A-5	78030	T-5
49800-MTK	R-61	54502	A-5	78036	T-4
49800-SMK	R-61	54503	A-6	78400	T-28
49816	K-8	54504	A-3, A-6	78500	T-28
49875	K-8	54521	A-6	78804	R-19
49886-03F	R-63	54521-2	A-5	80054	K-17

<b>Cat. No.</b>	<b>Page</b>	<b>Cat. No.</b>	<b>Page</b>	<b>Cat. No.</b>	<b>Page</b>
80301	Q-24, R-9, T-15	80609-0S	Q-24	81014	T-8
80309	Q-24, R-9, T-15	80611	T-13	81016	T-5
80311	T-15	80612	T-13	81017	T-6
80312	T-15	80700	T-27	81021	T-17
80314	T-27	80701	T-3	81023	T-4
80321	T-15	80701-RE	T-22	81025	T-8
80326	T-15	80703	E-27, R-19, T-5	81036	T-4
80381	T-27	80703-COO	T-22	81040	T-10
80400	L-4, T-27	80703-IG	T-22	81045	T-18
80401	Q-24, R-9, T-13	80703-RE	T-22	81079	T-10
80401-00x	Q-24, R-9	80704	R-19, T-6	81080	T-10
80401-0Nx	Q-24, R-9	80704-IG	T-22	81401	T-13
80401-COI	T-22	80705	T-17	81409	T-13
80401-GFx	T-22	80706	T-19	81411	T-13
80401-IG	T-22	80707	T-18	81412	T-13
80401-Nx	T-13	80708	T-19	81423	T-13
80401-NGY	R-9, T-13	80709	T-3	83001	T-3
80405	T-18	80711	T-3	83004	T-6
80407	T-13	80712	T-3	83005	T-17
80409	Q-24, R-9, T-13	80714	T-8	83009	T-3
80411	T-13	80716	R-19, T-5	83011	T-3
80412	T-13	80716-IG	T-22	83012	T-3
80414	R-8, T-27	80716-ORG	T-5	83013	T-6
80421	T-18	80716-RE	T-22	83014	T-8
80423	T-13	80718	T-7	83014-EXT	T-33
80431	T-18	80719	T-9	83016	T-5
80436	T-13	80720	T-9	83025-EXT	T-33
80455	T-18, T-19	80721	T-17	83026	T-10
80479	T-20	80723	T-4	83028	T-9
80501	T-3	80725	T-8	83401	T-13
80503	R-19, T-5	80726	T-10	83409	T-13
80504	R-19 T-6	80728	T-9	83411	T-13
80505	T-17	80730	T-5	84000	T-28
80506	T-19	80731	T-18	84001	T-3
80508	T-20	80732	T-18	84001-40	T-3
80509	T-3	80734	T-9	84001-A40	T-3
80511	T-3	80735	T-8	84001-E40	T-22
80512	T-3	80736	T-4	84003	T-5
80513	T-6	80743	T-17	84003-040	R-19
80514	T-8	80745	T-18	84003-40	E-27, T-5
80516	R-19, T-5, T-17	80746	T-18, T-19	84003-E40	T-22
80521	T-17	80747	T-18	84003-G40	T-22
80525	T-8	80781	R-18, T-29	84003-IG	T-22
80526	T-10	80782	R-18, T-29	84004-040	R-19
80528	T-9	81001	T-3	84004-40	E-6 T-6
80530	T-10	81003	T-5	84005	T-17
80533	T-8	81004	T-6	84006	T-19
80601	R-9, T-13	81005	T-17	84007	T-17
80601-0S	Q-24	81009	T-3	84009	T-3
80605	T-18	81011	T-3	84011	T-3
80608	T-19	81012	T-3	84012	T-3
80609	R-9, T-13	81013	T-6	84013	T-6

Cat. No.	Page
84014	R-19, T-8
84016	T-5
84016-040	R-19
84016-40	T-5
84016-E40	T-22
84017	T-6
84018	T-7
84019	T-9
84020-40	E-9, E-13, E-15, T-9
84021	T-17
84022	T-10
84023	T-4
84025	R-19, T-8
84026	T-10
84028	T-9
84030	T-5
84033	T-8
84034	T-9
84035	T-9
84036	T-4
84037	T-7
84039	T-10
84040	T-10
84041	T-5
84042	T-17
84043	T-17
84045	T-18
84047	T-18
84048 to 84050	T-4
84052	T-6
84055	T-5
84056	T-5
84057	T-9
84061	T-6
84062	T-6
84064	T-8
84065 to 84068	T-8
84070	T-4
84071 to 84073	A-13, T-7
84077	T-19
84078	T-20
84079	T-10
84080	T-10
84081	T-10
84085	T-20
84087	T-20
84088	T-17
84092	T-10
84101	T-3
84103	T-5
84104	T-6
84105	T-17
84109	T-3

Cat. No.	Page
84111	T-3
84112	T-3
84114	T-8
84116	T-5
84119	T-9
84121	T-17
84125	T-8
84130	T-5
84133	T-8
84134	T-9
84137	T-7
84146	T-17
84147	T-18
84400	T-28
84401-040	Q-24, R-9
84401-40	T-13
84401-A40	T-13
84401-E40	T-13
84409-040	Q-24, R-9
84409-40	T-13
84409-A40	T-13
84411	T-13
84412	T-13
84421	T-18
84423	T-13
84436	T-13
84441 to 84444	T-29
84455	T-18
85000	T-28
85001	T-3
85003	R-19, T-5
85004	R-19, T-6
85005	T-17
85006	T-19
85008	T-20
85009	T-3
85011	T-3
85012	T-3
85013	T-6
85014	R-19, T-8
85016	R-19, T-5
85018	T-7
85019	T-9
85021	T-17
85023	T-4
85025	R-19, T-8
85030	T-5
85033	T-8
85036	T-4
85041	T-5
85047	T-18
85052	T-6
85064	T-8

Cat. No.	Page
85101	T-3
85103	T-5
85109	T-3
85114	T-8
85116	T-5
86000	T-28
86001	T-3
86003	R-19, T-5
86004	R-19, T-6
86006	T-19
86007	T-17
86008	T-20
86009	T-3
86011	T-3
86012	T-3
86013	T-6
86014	R-19, T-8
86016	R-19, T-5
86017	T-6
86018	T-7
86019	T-9
86021	T-17
86023	T-4
86025	R-19, T-8
86030	T-5
86033	T-8
86034	T-9
86035	T-9
86036	T-4
86041	T-5
86046	T-17
86047	T-18
86052	T-6
86057	T-9
86062	T-6
86064	T-8
86077	T-20
86078	T-20
86085	T-20
86087	T-20
86101	T-3
86103	T-5
86105	T-17
86108	T-20
86109	T-3
86111	T-3
86113	T-7
86114	T-8
86116	T-5
86400	T-28
86500	T-28
86602	T-13
87001	T-3

<b>Cat. No.</b>	<b>Page</b>	<b>Cat. No.</b>	<b>Page</b>	<b>Cat. No.</b>	<b>Page</b>
87003	R-19, T-5	88116	T-5	AEC65	Q-26
87005	T-17	88400	T-28	AEC80	Q-26
87009	T-3	88500	T-28	AECSS	Q-29
87011	T-3	88601	T-13	AEH50	Q-29
87012	T-3	88602	T-13	AEHTK	Q-33
87014	R-19, T-8	89265	R-64	AEI55	Q-29
87016	R-19, T-5	95080	K-10	AEI65	Q-26
87025	R-19, T-8	95110	K-10	AEI80	Q-26
87400	T-28	97092	K-10	AEM65	Q-26
88000	T-28	A0001 to A0007	J-24	AEMRK	Q-33
88001	T-3	A0010	J-24	AEPHK	Q-29
88003	R-19, T-5	A0011	J-24	AEPI6	Q-26
88004	R-19, T-6	A1221	A-10	AEPI8	Q-26
88005	T-17	A1223	A-10	AEPI8	Q-26
88006	T-19	A15DC	L-45	AEPI8	Q-26
88007	T-17	A15DD	L-45	AEPI8	Q-26
88008	T-20	A15HL	L-45	AEPI8	Q-26
88009	T-3	A2034	O-10	AEPI8	Q-26
88011	T-3	A2055	O-10	AEPI8	Q-26
88012	T-3	A20DC	L-45	AEPI8	Q-26
88013	T-6	A20DD	L-45	AEPI8	Q-26
88014	R-19, T-8	A20HD	L-45	AEPI8	Q-26
88016	R-19, T-5	A20HL	L-45	AEPI8	Q-26
88017	T-6	A20UN	L-45	AEPI8	Q-26
88018	T-7	A2B1L	L-43	AEPI8	Q-26
88019	T-9	A2B3L	L-43	AEPI8	Q-26
88021	T-17	A2D1L	L-43	AEPI8	Q-26
88023	T-4	A2D3L	L-43	AEPI8	Q-26
88025	R-19, T-8	A2K3B	L-44	AEPI8	Q-26
88030	T-5	A2KFL	L-44	AEPI8	Q-26
88033	T-8	A3F5F	M-13	AEPI8	Q-26
88034	T-9	A3F5M	M-13	AEPI8	Q-26
88035	T-9	A3M5F	M-13	AEPI8	Q-26
88036	T-4	A3M5M	M-13	AEPI8	Q-26
88037	T-7	A5FF	M-13	AEPI8	Q-26
88041	T-5	A5FM	M-13	AEPI8	Q-26
88046	T-17	A5MM	M-13	AEPI8	Q-26
88047	T-18	A5621	A-23	AEPI8	Q-26
88052	T-6	A5623	A-23	AEPI8	Q-26
88057	T-9	A7003	M-7	AEPI8	Q-26
88062	T-6	A7810-000	N-71	AEPI8	Q-26
88064	T-8	A7810-PS1	N-75	AEPI8	Q-26
88077	T-20	A8332	N-75	AEPI8	Q-26
88078	T-20	A8810-000	N-71	AEPI8	Q-26
88085	T-20	A8810-PS1	N-75	AEPI8	Q-26
88087	T-20	A8812	N-71	AEPI8	Q-26
88101	T-3	A8814	N-73	AEPI8	Q-26
88103	T-5	A8911	N-75	AEPI8	Q-26
88105	T-17	AB100	R-4	AEPI8	Q-26
88109	T-3	AB200	R-4	AEPI8	Q-26
88111	T-3	AB300	R-4	AEPI8	Q-26
88113	T-7	AEAWS	Q-28	AEPI8	Q-26
88114	T-8	AEBC6	Q-26, Q-27	AEPI8	Q-26
				AFRBF	D-16
				AFSW1	D-16
				AFTR1	D-15, I-9
				AFTR1-HG	D-16
				AFTR2	D-15, I-9
				AFTR2-HG	D-16
				AM120	A-15
				AM320	A-15
				AP100	G-12
				AP60	G-12
				APP	L-47
				APPLC	R-53
				APPSC	R-53
				APSSC	R-53
				AWP00	L-56
				AWPOF	L-56
				AWRCG	L-54
				AWRMG	L-51
				AWRRG	L-51
				AWSCG	L-54
				AWSCT	L-54
				AWSMG	L-51
				AWSMT	L-51
				AWSRG	L-51
				AWSRT	L-51
				AWWCG	L-54
				AWWCT	L-54
				AWWMT	L-51
				AWWRG	L-51
				AWWRT	L-51
				BBG04	L-28, L-34
				BLO00	R-15
				BL186	R-15
				BLWP1	R-15
				BR15	B-7
				BR20	B-7

Cat. No.	Page	Cat. No.	Page	Cat. No.	Page
BWBC1	P-48	C6851	Q-36	CS8269	E-18
BWBC2	P-48	CA060	G-14	CS8275	E-18
BWBC4	P-48	CA100	G-14	CS8364C	E-18
BWDBF	P-48	CA320	G-14	CS8365C	E-18
BWDBM	P-48	CA343	G-14	CS8369	E-18
BWDPS	P-48	CA420	G-14	CS8375	E-18
BWEAR	P-48	CA520	G-14	CS8464C	E-18
BWEM2	P-48	CA530	G-14	CS8465C	E-18
BWIPS	P-48	CDA01	N-74	CS8469	E-18
BWIRA	P-48	CDA02	N-74	CS8475	E-18
BWIRI	P-48	CDE01	N-74	CSB1 to CSB4	A-5
BWIRL	P-48	CDE02	N-74	CTC08	N-74
BWRMT	P-48	CDF04	N-74	CTC12	N-74
BWRRR	P-48	COVER	H-12	CTC16	N-74
BWWFA	P-48	CPCAP	O-6	CTC30	N-74
BX100	G-5, G-11	CPCBX	O-6	CTC50	N-74
BX230	G-4, G-11	CPHD1	O-6	CTD01	N-74
BX60	G-5, G-11	CPHD2	O-6	CTD02	N-74
C0001	J-24	CPHG1	O-6	CTD04	N-74
C0110	Q-40	CPHG2	O-6	CTP-7	M-5, M-6, M-7
C0224-000	Q-24, Q-35	CPMBX	O-5	CTTEP	P-10
C0224-0CP	Q-35	CPMEX	O-6	CTV00	N-64
C0225-000	Q-35	CR015	B-8	CTV01	N-64, N-74
C0245 to C0248	Q-34	CR015-1P	B-12	CTV02	N-64, N-74
C0250 to C0253	Q-34	CR015-2P	B-12	CTV04	N-64, N-74
C0257	Q-35	CR020	B-8	CTV08	N-64, N-74
C0261	Q-34	CR020-1P	B-12	D32CK	L-34
C1253	R-25, R-66, R-68	CR020-2P	B-12	D4006	L-30
C1255	R-25	CR15	B-8	D4104	L-30
C1586	R-25	CR20	B-8	D4106	L-30
C1686	R-25	CRV50	N-64, N-74	D4200	L-30
C2406	Q-34	CS115	A-5	D4206	L-30
C2407	Q-35	CS120	A-5	D42AV	L-34
C2413	Q-34	CS215	A-5	D42CL	L-34
C2427	Q-34	CS220	A-5	D42CS	L-32
C2429	Q-35	CS315	A-6	D42ET	L-31
C2452	Q-34	CS320	A-6	D42IR	L-34, L-40
C2453	Q-35	CS415	A-6	D42LI	L-31
C2623	E-10	CS420	A-6	D42LO	L-31
C2651	E-10	CS6360C	E-18	D42MO	L-31
C2653	E-10	CS6361C	E-18	D42P1	L-31
C2680	Q-34	CS6364C	E-18	D42P4 to D42P9	L-31
C5007	Q-37	CS6365C	E-18	D42RL	L-31
C5009	Q-37	CS6369	E-18	D42SQ	L-31
C5052	Q-37	CS6370	E-18	D43P9	L-31
C5101	Q-38	CS6375	E-18	D4DMX	M-14
C5235	Q-37	CS6377	E-18	D6700	R-13
C5307	Q-37	CS8164C	E-18	D6701	R-13
C5405	Q-38	CS8165C	E-18	D6706	R-13
C5454	Q-38	CS8169	E-18	D670K	R-13
C5822	Q-38	CS8175	E-18	D6710	R-13
C5914	Q-14, Q-40	CS8264C	E-18	D6720	R-13
C5917	Q-40	CS8265C	E-18	D6721	R-13

Cat. No.	Page	Cat. No.	Page	Cat. No.	Page
D675E	R-13	GFM20	D-18, J-38	IED43	M-23
DCMSD	L-40	GFNL1	D-5, C-7	IEQ48	M-22
DCOUT	L-40	GFNL1-HG	C-7, D-7, H-7	IER24	M-22
DMX3P	M-13	GFNL2	C-7, D-5, C-7	IER48	M-22
DMX5P	M-13	GFNL2-HG	D-7, H-7	IER96	M-22
DMXSM	M-11	GFNT1	D-5	IP710	L-9
DR15S	B-23	GFNT1-DIN	D-10	IPDKT	L-23, N-4
DS100	A-31	GFNT1-F	D-8, H-8	IPE04	L-9
DS30	A-31	GFNT1-HF	D-8, H-8	IPF01	L-9
DS60	A-31	GFNT1-HG	D-7, H-7	IPF05	L-9
DS710	L-12	GFNT2	D-5	IPHS5	L-23, N-4
DSE06	L-12	GFNT2-DIN	D-10	IPI06	L-9
DSF01	L-12	GFNT2-F	D-8, H-8	IPI10	L-9
DSH06	L-12	GFNT2-HF	D-8, H-8	IPKIT	L-10
DSH08	L-12	GFNT2-HG	D-7, H-7	IPL06	L-9
DSKIT	L-13	GFPL1-PL	D-9, C-7	IPM06	L-9
DSL06	L-12	GFPL2-PL	D-9, C-7	IPM10	L-9
DSM10	L-12	GFRBF	D-5	IPQFK	L-10
DSX10	L-12	GFSW1	D-5, C-7	IPS02	L-22, N-3
DSX12	L-12	GFTA1	D-5	IPS05	L-22, N-3
EDSR	A-34	GFTA2	D-5	IPS06	L-22, N-3
EN928	P-48	GFTR1	D-5	IPS15	L-22, N-3
ENHAI	M-9	GFTR1-5L	D-9	IPSD6	L-22, N-3
ENHBI	M-9	GFTR1-F	D-8, H-8	IPV02	L-22, N-3
ENHBW	M-9	GFTR1-HF	D-8, H-8	IPV05	L-22, N-3
EVB32-H18	O-8, O-9	GFTR1-HG	D-9	IPV0R	L-22, N-3
EVB32-H25	O-8	GFTR1-IG	D-7, H-7	IPV15	L-22, N-3
EVB40	O-7	GFTR2	D-5	IPVD6	L-22, N-3
EVJ46	O-10	GFTR2-5L	D-9	IPX06	L-9
EVK05	O-7, O-8, O-11	GFTR2-F	D-8, H-8	IPX10	L-9
EVP32	O-9	GFTR2-HF	D-8	IPX12	L-9
EVPEd	O-9	GFTR2-HG	D-7, H-7	KB010	L-36
FDBX1 to FDBX3	H-4	GFTR2-IG	D-9	KB020 to KB024	L-37
FR1TH	M-27	GFWR1	D-5	KB031	L-37
FR2TH	M-27	GFWR2	D-5	KB032	L-37
FSHAT	R-51	GFWT1	D-5	KB050 to KB052	L-37
FSHBF	R-51	GFWT1-HG	D-7, H-7	KB100 to KB102	L-37
FSHHS	R-51	GFWT2	D-5	KB151	L-37
FSHMI	R-51	GFWT2-HG	D-7, H-7	KB152	L-37
FSHMR	R-51	GROMT	G-15	KCLCM	L-40
FSHRB	R-51	HKSWP	N-38, P-16	KIFC1 to KIFC3	L-40
FSHSL	R-51	HONEK	M-30	KLCDO	L-36
FSSMI	R-51	HONMK	M-30	KLCDP	L-36
FSSMR	R-51	HONSK	M-30	KLCK1	L-40
FSSRB	R-51	HUB	G-13	KRS	J-42
FSSSD	R-51	ICONS	R-2	KS031	L-38
FSSSL	R-51	IEC40	M-23	KS035	L-38
FTH00	Q-10	IEC43	M-23	KS061	L-38
G5262	D-6	IECM0	M-23	KS065	L-38
G5362	D-6	IED13	M-23	KS121	L-38
GFA15	D-18, J-37	IED15	M-23	KUS	J-42
GFA20	D-18, J-37	IED18	M-23	L7501 to L7509	U-16
GFM15	D-18, J-38	IED23	M-23	L7511	U-16

Cat. No.	Page	Cat. No.	Page	Cat. No.	Page
L7521 to L7528	U-16	L8573 to L8577	U-10	LEL36	M-26
L7532 to L7539	U-16	L8581 to L8589	U-11	LEL50	M-26
L7541 to L7546	U-16	L8592	U-11	LEMSB	N-78
L7551	U-16	L8600 to L8609	U-11	LEMSP	N-78
L7552 to L7559	U-17	L8611 to L8614	U-11	LF145	R-14
L7561 to L7563	U-17	L8621 to L8628	U-12	LFD10	M-31
L75651	U-17	L8641 to L8647	U-12	LFD20	M-31
L75661	U-17	L8660 to L8665	U-13	LFD32	M-31
L7567 to L7569	U-17	L8671 to L8679	U-14	LFD10	M-31
L7573	U-17	L8681 to L8686	U-14	LHUB8	L-40
L7574	U-17	L8691 to L8699	U-15	LI137	R-14
L7582 to L7588	U-17	L8703 to L8707	U-15	LI145	R-14
L7592	U-17	L8711 to L8719	U-15	LI150	R-14
L7597	U-17	L8721	U-15	LNR80	B-55, H-14
L7601 to L7605	U-16	L8722	U-15	LNR86	B-55, H-14
L7612	U-16	L8801 to L8806	U-9	LNR96	B-55, H-14
L7700	U-19	L8807 to L8809	U-30	LT111 to LT114	L-21
L7701 to L7709	U-18	L8811 to L8819	U-30	LTB02	L-19
L7711 to L7719	U-19	L8821 to L8829	U-30	LTB12	L-19
L7721 to L7729	U-19	L9501 to L9509	U-24	LTB15	L-19
L7730 to L7739	U-19	L9511 to L9519	U-24	LTB30	L-19
L7742 to L7748	U-19	L9521 to L9526	U-24	LTB60	L-19
L7750 to L7755	U-19	L9531 to L9536	U-24	LTBKT	L-19
L7760 to L7769	U-19	L9537 to L9539	U-25	LTT30	L-19
L7770 to L7778	U-19	L9542	U-25	LTT60	L-19
L7782 to L7789	U-19	L9551 to L9559	U-25	LURDW	P-32
L7791	U-19	L9571 to L9579	U-26	LURMD	P-32
L7802 to L7804	U-18	L9581 to L9589	U-26	LZ-PED	H-24
L7805 to L7808	U-19	L9591 to L9596	U-26	LZ-PEK	H-26
L7822 to L7827	U-18	L9601 to L9609	U-26	LZ-PEM	H-25
L7831 to L7836	U-19	L9612	U-26	LZ-PEP	H-27
L7902 to L7905	G-15, U-20	L9621 to L9625	U-27	LZ-PET	H-27
L7906 to L7908	U-20	L9631 to L9639	U-28	LZ-RED	H-28
L7911 to L7919	U-20	L9641	U-28	LZ-REK	H-30
L7921 to L7924	U-20	L9642	U-28	LZ-REM	H-29
L7931	U-20	L9651 to L9659	U-28	LZ-REP	H-31
L7932	U-20	L9661	U-28	LZ-REPK	H-32
L7951 to L7954	U-20	L9662	U-28	LZ-REPM	H-33
L7962 to L7969	U-20	L9671 to L9679	U-28	LZ-RET	H-31
L7970 to L7972	U-20	L9681	U-28	M1201 to M1203	A-15
L7981 to L7987	U-29	L9682	U-28	M1221 to M1223	A-15
L7990 to L7998	U-20	L9688	U-29	M1626	B-31, I-17
L8001 to L8006	U-20	L9689	U-29	M1626-HG	B-38, I-17
L8011	U-19	L9691 to L9698	U-29	M1626-IG	B-39
L8500 to L8505	U-8	L9701 to L9704	U-25	M1626-IL	B-38, I-17
L8510 to L8519	U-8	L9711 to L9719	U-25	M1626-PL	B-38, I-17
L8523 to L8529	U-9	L9722 to L9725	U-27	M1636	B-31
L8530 to L8532	U-9	L9731 to L9739	U-27	M1636-HG	B-38, I-17
L8540	U-9	LBSSW	N-80	M1636-IG	B-39
L8541 to L8546	U-10	LEL15	M-26	M1636-IL	B-38, I-17
L8550 to L8559	U-10	LEL19	M-26	M1636-PL	B-38, I-17
L8560 to L8569	U-10	LEL26	M-26	M3WSW-7ST	A-14



<b>Cat. No.</b>	<b>Page</b>	<b>Cat. No.</b>	<b>Page</b>	<b>Cat. No.</b>	<b>Page</b>
M3WSW-OST	A-14	MS303	A-26	N3004	M-3
M3WSW-WST	A-14	MS402	A-26	N3008	M-3
M5262	B-33	MS403	A-26	N3302	A-26
M5262-IG	B-33	MS4X	A-26	N3303	A-26
M5262-S	B-29	MS602	A-27	N33NC	A-27
M5262-SG	B-33	MS603	A-27	N3602	A-27
M5362	B-33	MSPSW-7S	A-14	N3603	A-27
M5362-IG	B-33	MSPSW-S	A-14, B-27, I-12	N36NC	A-27
M5362-S	B-29	MSPSW-WST	A-14	N5600	M-15
M5362-SG	B-33	MSPSW-XS	A-14	N6000	M-16
M5979	T-32	MSSMT	L-27, N-8	N600P	M-16
M5999	T-32	MSTWL	B-27, D-13, I-12	N7008	M-3
M8200	B-35, I-14	MT162	B-31	N7016	M-3
M8200-H	B-36, I-15	MT162-HG	B-38, I-17	N7024	M-3
M8200-IG	B-35, I-14	MT162-IG	B-39	N751	T-21
M8200-IL	B-36, I-15	MT162-IL	B-38, I-17	N7516	M-4
M8200-PL	B-35, I-14	MT163	B-31	N7524	M-4
M8200-SG	B-35, I-14	MT163-HG	B-38, I-17	N7532	M-4
M8300	B-35, I-14	MT163-IG	B-39	N7599-HF	I-8
M8300-H	B-36, I-15	MT163-IL	B-38, I-17	N7599-HG	I-7
M8300-IG	B-35, I-14	MT528	F-24	N7899-HE	I-7
M8300-IL	B-36, I-15	MT538	F-24	N7899-HF	I-8
M8300-PL	B-35, I-14	MT562-IG	B-33	N7899-HG	I-7
M8300-SG	B-35, I-14	MT562-S	B-29	N8000	M-17
MAC-3116	L-47	MT563-IG	B-33	NDS08-1	M-18
MAC-516	L-47	MT563-S	B-29	NDS08-2	M-19
MD820	B-38, I-17	MT728	F-24	NDS12-1	M-18
MD830	B-38, I-17	MT738	F-24	NDS12-2	M-19
MDS10	L-25, N-6	MT820	B-36, I-15	NPOXP	M-12
MDS15	L-25, N-6	MT820-IG	B-35, I-14	NPC2D-OFF	M-6, M-12
MDS30	A-31	MT820-IL	B-36, I-15	NPC2D-0M	M-12
MDT82	B-38, I-17	MT828	F-24, I-19	NPDLR	M-12
MDT83	B-38, I-17	MT830	B-36, I-15	O2C04	N-12
MGFN1-HG	D-12	MT830-IG	B-35, I-14	O2C05	N-12
MGFN2-HG	D-12	MT830-IL	B-36, I-15	O2C10	N-12
MGFT1-HG	D-12	MT838	F-24, I-19	O2C15	N-12
MGFT2-HG	D-12	MV121	R-77	O2C20	N-12
MH101	R-77	MV241	R-77	O3C10	N-13
MH122	R-77	MV242	R-77	O3C15	N-13
MIDSR	A-34	MX759	I-18	O3C20	N-13
MK240	N-66	MX789	I-18	O4C10	N-13
ML1 to ML3	E-26	MZD20	N-40	O4C15	N-13
MMSMT	N-67	MZD30	N-40	O4C20	N-13
MN759	I-18	N0501	M-13	ODC04	N-11
MN789	I-18	N1000	M-4	ODC05-MD	N-12
MO240	N-66	N1302	A-26	ODC05-UD	N-11
MRI15	B-35, I-14	N1303	A-26	ODC0P-00W	N-32
MRI20	B-35, I-14	N138	T-20	ODC0P-DOW	N-32
MRI82	B-15, I-4	N13NC	A-27	ODC0P-SOW	N-32
MRI83	B-15, I-4	N1RKT	M-4	ODC0P-OSW	N-55
MS2	B-57	N2404	M-24	ODC0S	N-9
MS302	A-26	N2408	M-24	ODC10-MD	N-12

Cat. No.	Page	Cat. No.	Page	Cat. No.	Page
ODC10-UD	N-11	OSSMT-MD	L-26, N-7	PJ11	T-6
ODC15	N-11	OSSMT-MQ	L-26, N-7	PJ126	T-18
ODC20	N-12	OSSMT-TM	L-26, N-7	PJ13	T-8
ODCCG	N-9, N-19, N-21, N-22	OSSNL	L-25, N-6	PJ18	T-17
ODS06	N-6	OSW12	N-23	PJ2	T-3
ODS0D	N-6	OSWCG	N-23, N-24	PJ21	T-17
ODS10	L-25, N-6	OSWHB	N-24	PJ226	T-18
ODS15	L-25, N-6	OSWLR	N-24	PJ23	T-8
ODSOD	L-25	OSWWG	L-25, L-27, N-6, N-8	PJ26	Q-24, R-9, T-13
ODW12	N-10	OSWWV	N-24	PJ262	Q-24, R-9, T-13
ODWHB	N-10	OSWWW	N-24	PJ263	T-13
ODWLR	N-10	P1020 to P1025	R-85	PJ264	T-13
ODWWV	N-10	P1040 to P1047	R-85	PJ3	T-3
OPB15	N-19, N-21, N-22, N-23, N-24, N-29	P1070 to P1074	R-85	PJ33	T-8
OPBCA	N-19, N-21, N-22, N-23, N-24, N-29	P1426	T-19	PJ4	T-3
OPP20	N-27	P22	T-7	PJ7	R-19, T-6
OSA20	N-28	P2262	T-19	PJ8	R-19, T-5
OSC04-I0	N-22	P326	T-18	PJ8-IG	T-5, T-22
OSC04-IS	N-55	P38	T-17	PJ8-RE	T-22
OSC04-RI	N-22	P48	T-18	PJ82	T-5
OSC05-M0	N-19	P8724	M-8	PJ82-RE	T-22
OSC05-RM	N-19	P8748	M-8	PJ826	T-18, T-19
OSC05-RU	N-21	P87WR	M-5, M-6	PLG1	G-14
OSC05-U0	N-21	PAR38	M-27	PPIC0-0	M-5
OSC10-M0	N-19	PAR56	M-27	PPIC0-C	M-6
OSC10-RM	N-19	PAR64	M-27	PPIC0-V	M-5
OSC10-RU	N-21	PARML	M-28	PPICS-V	M-6
OSC10-U0	N-21	PB101	J-42	PS110-1	N-30
OSC15	N-22	PB103	J-42	PS110-4	N-30
OSC20-M0	N-19	PC100	G-13	PS110-7	N-30
OSC20-MS	N-55	PC320	G-13	PS200	N-30
OSC20-RM	N-19	PC3430	G-13	PSC1	T-21
OSC20-RU	N-21	PC420	G-13	PSC14	T-21
OSC20-U0	N-21	PC520	G-13	PSC26	T-21
OSF10	N-17	PC530	G-13	PSC7	T-21
OSFCA	N-17	PC60	G-13	PSC8	T-21
OSFCG	N-18	PCATR	N-32, N-43	PSE1	T-21
OSFHD	N-17	PCCSD	N-32	PSE14	T-21
OSFHP	N-17	PCCxD	N-32	PSE26	T-21
OSFHS	N-17	PCCxS	N-32	PSE7	T-21
OSFHU	N-16	PCI65	Q-27	PSE8	T-21
OSFLN	N-18	PCIND-000	N-32, N-43	PST24	L-28
OSFLO	N-18	PCIND-0SV	N-32	RO800	N-50
OSFOA	N-18	PCORD	R-75, R-77	RO8BD	N-42
OSP15	N-28	PCOUT-000	N-32, N-43	RO8BF	N-42
OSP20	N-28	PCOUT-0SV	N-32	RO8TC	N-50
OSS10	L-25, N-6	PCSKY	N-32, N-43	R1600	N-50
OSSMD	L-27, N-8	PE100	L-48, M-25	R1616	N-50
OSSMT-Gx	L-27, N-8	PE200	L-48, M-25	R16TC	N-50
OSSMT-M3	L-27, N-7	PE300	L-48, M-25	R24BD	N-42
		PE400	L-48, M-25	R24BF	N-42
		PEAUX-12W	M-25, L-48	R32TC	N-50
		PJ1	T-3	R48TC	N-50

<b>Cat. No.</b>	<b>Page</b>	<b>Cat. No.</b>	<b>Page</b>	<b>Cat. No.</b>	<b>Page</b>
R9120	N-75	RMB81	L-41	SLIQD	N-55
RA060	G-15	RPIO6	L-11	SLIQS	N-55
RA100	G-15	RPM00	N-50	SLM00	N-55
RA320	G-15	RPM08	N-50	SO26	T-13
RA343	G-15	RPM16	N-50	SO262	T-13
RA420	G-15	RS110	N-31	SO263	T-13
RA520	G-15	RS115	A-3	SP316B4	G-16
RA530	G-15	RTD01	L-11	SP316B6	G-16
RAC00	N-43	RTF01	L-11	SP316C4	G-16
RC-1000xx	P-41	S/S	T-3, T-13	SP316C6	G-16
RC-1000xxZB	P-32, P-41	S126	T-18	SP316P4	G-16
RC-1500xxZB	P-32, P-41	S1426	T-19	SP316P6	G-16
RC-2000xx	P-41	S214	T-19	SP316R4	G-16
RC-2000xxZB	P-32, P-41	S426	T-19	SP316R6	G-16
RCD20	N-40	S48	T-18	SP332B6	G-16
RCD30	N-40	S480V	N-70	SP332C6	G-16
RDGSW	N-50	S54	T-9	SP332P6	G-16
RDGSW-4EX	N-40	S601 to S604	T-4	SP332R6	G-16
RDGSW-4FX	N-40	S701	T-10	SP363B6	G-16
RE00R	S-7	S73	T-6	SP363C6	G-16
RE151 to RE154	S-4	S746	T-10	SP363P6	G-16
RE634	S-4	S751	T-21	SP363R6	G-16
RE640	Q-22, S-12	S7599-HG	I-7	SP416B6	G-16
REA00	S-12	S7899-HG	I-7	SP416C6	G-16
REG15	S-6	S8120	N-70	SP416P6	G-16
REG20	S-6	S8JTS	N-70	SP416R6	G-16
REI06	S-7	S8UWH	N-70	SP432B6	G-16
REL06	S-7	SAA12	G-15	SP432C6	G-16
RELAY-1xx	N-50	SAB12	G-15	SP432P6	G-16
RELAY-2xB	N-50	SAB34	G-15	SP432R6	G-16
RELAY-2PL	N-43	SAC100	G-15	SP463B6	G-16
RELAY-2TB	N-50	SAC125	G-15	SP463C6	G-16
RELAY-347	N-43	SAC34	G-15	SP463P6	G-16
RELAY-BFM	N-50	SAD125	G-15	SP463R6	G-16
RELAY-L30	N-43	SBCS0	N-55	SP516B6	G-16
RER15	S-5	SBP00	N-55	SP516C6	G-16
RER20	S-5	SDS00	N-55	SP516P6	G-16
REWM1	S-9	SEN04	N-55	SP516R6	G-16
REWM2	S-9	SGAMP	Q-31	SP532B6	G-16
REWP1 to REWP4	Q-22, S-9	SGC65	Q-27	SP532C6	G-16
RGBAR	N-50	SGI65	Q-27	SP532P6	G-16
RH DU1	N-50	SGVCK	Q-31	SP532R6	G-16
RK15X	S-4, S-10	SGVSM	Q-31	SP563B6	G-16
RK634	S-4, S-10	SGVST	Q-31	SP563C6	G-16
RKDCD	S-7, S-10	SH000	M-32	SP563P6	G-16
RKDMD	S-7, S-10	SH081	R-75	SP563R6	G-16
RKG15	S-6, S-10	SH082	R-75	SRJ6	R-23
RKG20	S-6, S-10	SHD00	M-32	SRJET	R-23
RKR15	S-5, S-10	SHDIS	M-32	SRJPB	R-23
RKR20	S-5, S-10	SHH00	N-55	SSJ1	T-3
RLV08	N-50	SHXX0	M-32	SSJ11	T-7
RLV16	N-50	SIF00	N-55	SSJ13	T-8
RLVSW	N-40	SIFPD	N-55	SSJ2	T-3

Cat. No.	Page	Cat. No.	Page	Cat. No.	Page
SSJ26	T-13	TGM10	L-5	VRPD3	P-10
SSJ3	T-3	TS007	L-28	VRR15	P-10
SSJ7	T-6	TS901	P-48	VRS05	P-5
SSJ8	T-5	TT00R	L-14	VRS15	P-5
SSJ82	T-5	TTI06	L-14	VRUSB	P-10
SSJ83	T-5	TTKIT	L-14	W1000	R-73
SV161	R-75	TTKTR	L-14	W5320	B-4
SV162	R-75	TTM10	L-14	WBR15	B-7
T101R	N-67	TWR15	B-8	WBR20	B-7
T201E	N-67	TWR20	B-8	WCRMX-C1T	M-6, M-10
T47BF	R-50	UPDCL	R-53	WCRMX-x1	M-10
T47HS	R-50	UPDCT	R-53	WIRLNL	L-34
T4LBF	R-50	UPDLC	R-53	WP1	E-6, T-34
T4LHS	R-50	UPDSC	R-53	WP2	E-9, E-13, E-15, T-34
T5015	B-7	UPDST	R-53	WP459	H-12
T5020	B-7	UPPLC	R-53	WPG04	L-28, L-34
T5225	C-3	UPPSC	R-53	WS402	A-27
T5280	F-22	UPPST	R-53	WSC12	N-37, P-15
T5320	B-4	USB4P	C-6	WSD05	N-36, P-14
T5325	B-21	VP00R	L-16	WSD20	N-36, P-14
T5380	F-22	VP0SR	L-16	WSG15	N-36, P-14
T5625	C-5	VPE06	L-15	WSG5	N-36, P-14
T5630	Q-33	VPF01	L-16	WSP20	N-36, P-14
T5631	C-6	VPH06	L-16	WSS05	N-37, P-15
T5632	C-6, I-6	VPH08	L-16	WSS20	N-35, P-13
T5820	B-4	VPI06	L-15	WSSCC	N-36, P-13
T5825	B-21	VPKIT-Cx	L-17	WSTLT	N-38
T5832	C-6, I-6	VPKIT-MD	L-17, P-4, P-7	WSWDR	N-37, P-15
T5979	T-31	VPKIT-MS	L-17, P-5, P-7	WT599-HG	I-7
T5LBF	R-50	VPKIT-S4	P-7	WT899-HG	I-7
T5LHS	R-50	VPKIT-Z4	P-7	WTCVD	H-12
T5PLS	R-50	VPM10	L-15	WTCVS	H-12
T6525	C-8	VPS15	L-16	X3301	Q-38
T6XRB	R-50	VPSLB	P-7	X3324	Q-38
T7280	F-22	VPT24	L-20	X7299	C-7
T7380	F-22	VPTKT	L-20	X7591	C-7
T80301	T-15	VPX10	L-15	X7592	C-7
T8280	F-22	VPX12	L-15	X7592-HG	C-7, I-7
T8380	F-22	VPZLB	P-7	X7599-HF	I-8
TAHHR	M-23	VRCOP	P-10	X7599-HG	I-7
TAMDC	M-5, M-6, M-7	VRCPG	P-10	X7891	C-7
TAMON	M-5, M-6, M-7	VRCS1 to VRCS4	P-7	X7892	C-7
TBL03	L-18	VRCZ1	P-7	X7892-HG	C-7, I-7
TBR15	B-7	VRCZ4	P-7	X7899-HF	I-8
TBR20	B-7	VRE06	P-4	X7899-HG	I-7
TCORD	R-75	VRFO1	P-4	YBM05	N-71
TCR15	B-8	VRI06	P-4	Z1000	R-72
TCR20	B-8	VRI10	P-4	ZMDSW	N-43
TDR15	B-23	VRKIT	P-7	ZSC04	P-32
TDR20	B-23	VRMR1	P-10	ZSC15	P-32
TGIO6	L-5	VRMX1	P-4		
TGI10	L-5	VRPA1	P-10		

Brand Listing

W

a-2000® .....	W-2	opt-X® .....	W-5
atlas-X1™ .....	W-2	powerswitch® .....	W-5
black & white® .....	W-2	provolt™ .....	W-5
decora® .....	W-2	python® .....	W-5
decora plus™ .....	W-2	quickplate® .....	W-5
dimensions® .....	W-2	quickport® .....	W-6
duraport® .....	W-2	renoir™ II .....	W-6
dustguard® .....	W-3	renu® .....	W-6
evr-green® .....	W-3	rhino-hide® .....	W-6
excella® .....	W-3	sector® .....	W-6
eXtreme® .....	W-3	smartlockpro® .....	W-6
ez-MAX® .....	W-3	spec-Grade™ .....	W-6
fastCAM® .....	W-3	structured media® .....	W-6
fast-Cure® .....	W-3	sureSlide® .....	W-7
gigaMax® .....	W-3	toggetouch® .....	W-7
greenMAX® .....	W-4	trimatron™ .....	W-7
hi-fi™ .....	W-4	true touch® .....	W-7
illumatech® .....	W-4	versi-Duct® .....	W-7
iSeries™ .....	W-4	verifEye™ .....	W-7
lev-lok® .....	W-4	vertiGo® .....	W-7
levNet RF™ .....	W-4	vizia +® .....	W-7
lumina™ .....	W-4	vizia RF +® .....	W-7
omni™ .....	W-5	V-0-MAX® .....	W-7
omnistat™ .....	W-5	wetguard® .....	W-7
		Electronic Resources .....	W-8

Brand	Description	Page #(s)	Product
<b>a-2000®</b>	The a-2000® series of modular dimming cabinets combines theatrical-grade performance with the ability to dim a variety of architectural-type loads. It is the ideal solution for spaces requiring a single dimming source with a wide range of loads.	<b>L-42-45</b>	Dimming Cabinets
<b>atlas-X1™</b>	Atlas-X1™, our premium category-rated system, delivers the highest level of verified performance and reliability, offers tool-free termination for simplified installations, and is easily scalable for migrations up to 40GBASE-T. Atlas-X1™ is ideal for deployment in all types of mission-critical networks.	<b>R-2</b> <b>R-21</b> <b>R-26-27</b>	Category-Rated Connectors Patch Cords & Cable Assemblies Patch Panels
<b>black &amp; white®</b>	Our signature Black & White® series of industrial grade plugs and connectors combine features that facilitate simple, fast assembly with unsurpassed durability. The extra heavy-duty construction, superior electrical performance, and ergonomic design together make these the preferred choice for use in industrial and other hard-use applications.	<b>B-48-51</b> <b>E-5-18</b> <b>I-22-23</b>	Straight Blade Plugs & Connectors Locking Plugs & Connectors Hospital Grade Plugs & Connectors
<b>decora®</b>	As the hallmark brand of Leviton, Decora® set the industry standard for rocker-style products. With a signature appearance, Decora® electrical devices accentuate any home décor, complete with screwless wallplates for a chic finishing touch. Available in a wide variety of colors, there is a Decora® product to enhance any room in the home.	<b>A-16-18</b> <b>B-20-21</b> <b>C-4-8</b> <b>L-6-17</b> <b>L-19-21</b> <b>L-22-27</b> <b>N-3-8</b> <b>Q-24</b> <b>R-9</b> <b>R-16</b> <b>R-36</b> <b>T-11-14</b> <b>T-18-21</b>	Residential Switches Residential Receptacles Combination Devices Dimmers & Fan Speed Controls Timer Switches Occupancy/Vacancy Sensors Occupancy/Vacancy Sensors Wallplates & Multimedia Inserts Wallplates Telephone & Video Wallplates & Inserts QuickPort® AV Inserts Wallplates Combination Wallplates
<b>decora plus™</b>	Decora Plus™ devices combine the same designer styling of our Decora® series devices with a ruggedized platform required in commercial and industrial applications.	<b>A-19-22</b> <b>B-23</b> <b>B-24</b> <b>B-25</b> <b>B-30-31</b> <b>B-37-39</b> <b>I-6</b> <b>I-16-17</b> <b>T-11-12</b> <b>T-15</b>	Commercial Switches Commercial Receptacles Industrial Receptacles Hospital Receptacles Lev-Lok® Commercial Receptacles Lev-Lok® Industrial Receptacles Industrial Hospital Receptacles Lev-Lok® Industrial Hospital Receptacles Wallplates Screwless Snap-On Wallplates
<b>dimensions®</b>	Leviton's Dimensions® line of lighting controls includes scalable products for every need from stand alone systems through complete network environments. The D4000 system combines ease of operation, configuration, and installation, with a wide range of entry stations and accessories to provide a powerful and flexible lighting control solution. The D8000 with distributed processing and network topology brings the power, flexibility and reliability of networked computing to the lighting realm. A complete Dimensions® D8000 system may include LCD, pushbutton and slider stations, theatrical lighting consoles, dimming racks, relay cabinets, photocells and occupancy sensors.	<b>L-29-40</b>	Architectural Lighting
<b>duraport®</b>	DuraPort® Industrial Connectivity safeguards your network in severe conditions. IP67-rated DuraPort® resists moisture, dust, corrosion, acids, detergents, oils, and vibration, and is available in a variety of configurations and performance ratings.	<b>R-12-13</b>	Wallplates & Housings

Brand	Description	Page #(s)	Product
dustguard®	Dustguard® plugs and connectors feature resistance to the damaging effects of dirt, dust, metal filings and other airborne particulate matter that can seriously degrade electrical performance. They share many of the superior design features of Wetguard® plugs and connectors, offering a reliable source of electrical power where extended mechanical and electrical life are specified but moisture-resistance is not required.	H-18	Severe Duty Straight Blade and Locking Devices
evr-green®	The Evr-Green® line of electric vehicle supply equipment (EVSE) — also referred to as electric vehicle charging stations — consists of a variety of portable, residential and commercial use equipment. Designed with unparalleled safety features, this suite of products offers plug-in electric vehicle charging solutions for most any application.	O-2-11	Electric Vehicle Supply Equipment
excella®	For voice and data applications outside of North America, Excella® Series wallplates offer the convenience and flexibility of QuickPort® connectivity for British Standard electrical boxes. Excella® QuickPort® wallplates are compatible with all Leviton QuickPort® connectors: choose from category-rated UTP, shielded, A/V, or fiber connectors. Wallplates are available in 1-, 2-, and 4-port flat as well as 1- and 2-port angled designs. Connectors sold separately.	R-15	Wallplates & Housings
eXtreme®	Leviton's eXtreme® CAT 6A component-rated system delivers industry-leading performance for today's high bandwidth applications. Our connectors, patch panels, and patch cords have each been independently tested and verified by Intertek (ETL) to meet or exceed TIA 568-C.2 component performance. When combined with approved horizontal cable, this ensures greater permanent link and channel margins to support 10GBASE-T networks up to 500 MHz. Today's data centers require this exceptional performance for their critical short link applications.	R-2-3 R-31	QuickPort® CAT 6 & 6A UTP Connectors CAT 6 & 6A Patch Panels CAT 6 & 6A Patch Cords CAT 6 & 6A Cross Connect 110-Style Wiring
ez-MAX®	EZ-MAX® Plus relay lighting control panels combine power and performance in a compact and cost-effective 4/8-circuit and 16/24-circuit models. EZ-MAX® Plus is the ideal solution for smaller, stand-alone applications that do not require the field configuration or advanced networking features of larger panels.	N-41-43	Relay Control Panels
fastCAM®	FastCAM® pre-polished connectors provide precision mechanical termination of single-mode or multimode fiber. No proprietary tools, no epoxy and no time-consuming hand polishing required.	R-54 R-62	Connectors & Housings Fiber Optic Tools & Consumables
fast-Cure®	Leviton epoxy Fast-Cure® Connectors, available in LC, SC, and ST styles, are reliable, cost-effective fiber optic connectors with quick, adhesive termination. Connectors feature precision pre-radiused zirconia ferrules, high cable retention crimp, and patented non-optical disconnect spacer design. Available in multimode or singlemode versions.	R-55 R-60-61 R-63	Connectors & Housings Fiber Optic Tools & Consumables
gigaMax®	GigaMax® systems, comprised of CAT 5e connectors, patch panels and cords, are some of Leviton's most popular copper systems. Each system component adds exclusive performance-enhancing features and comes in numerous models to meet any application need. Both GigaMax® 5e+ & 5e UTP Systems offer 1000BASE-T performance for high-bandwidth applications and are known for their user-friendly features and long-term integrity.	R-4 R-12 R-21 R-41 R-43	QuickPort® CAT UTP Connectors DuraPort® Industrial Connectivity Cat 6A, 6, & 5e UTP Patch Cords Termination & Cutting Tools Labeling Solutions

Brand	Description	Page #(s)	Product
greenMAX®	GreenMAX® Relay Control Panels are built by the industry, for the industry. The GreenMAX® system provides maximum protection with the industry leading Short Circuit Current Rating and features a modular design for total installation flexibility and labor savings. Relay options include integrated dimming, daylight harvesting and smart metering capabilities for integrated lighting control. Designed for the contractor, specifier and end user, the GreenMAX® system offers the smart choice for performance, reliability, flexibility and energy savings of any relay control available.	N-44-50	Relay Control Panels
hi-fi™	The revolutionary Hi-Fi™ 2 distributed audio systems mount in a structured wiring enclosure for a clean, built-in installation using in-wall and in-ceiling speakers. The systems are available in different configurations, perfect for condos, homes, and light commercial. Plug into sources you already own, or use Bluetooth to stream music from a handheld device throughout the property. Utilize the free iOS app to control audio in every room, or tie the Hi-Fi™ 2 into a Leviton automation system for automation based audio controls.	P-44-46	Distributed Audio
illumatech®	IllumaTech® Slide and Rotary Controls feature traditional styling with state-of-the-art lighting controls for seamless dimming and enhanced ambiance.	L-9-11	Decora® Dimmers & Fan Speed Controls
iSeries™	The iSeries™ from Leviton provides intelligent, self-regulating dimmer modules that distribute control electronics throughout the rack with advanced functions for feedback.	M-20-24	High Density Dimming
lev-lok®	Leviton's revolutionary Lev-Lok® Modular Wiring Device System significantly reduces the installation time of switches and receptacles as compared to conventional wiring methods. The Lev-Lok® family of devices includes switches, receptacles, occupancy sensors, GFCIs and surge protective devices.	A-14-15 B-26-39 D-11-13 I-12-19	Commercial Switches Commercial & Industrial Receptacles GFCI Receptacles Hospital Grade Devices
levNet RF™	LevNet RF™ is Leviton's easy-to-install, wireless Energy Harvesting solution. Using wireless and energy harvesting technologies developed and licensed from EnOcean, LevNet RF™ solutions are maintenance-free; saving ongoing labor and material costs while reducing energy use. Wireless and energy harvesting technology means no new wiring, external power or batteries are required.	N-33-38 P-11-15	Energy Harvesting Wireless Systems Energy Harvesting Wireless Systems
lumina™	The Lumina™ energy management automation systems make homes or work facilities more energy efficient, saving energy in each major category of consumption. The primary focus is to save money with sophisticated lighting and temperature control. Based on schedule or event, automate systems including, HVAC, lighting, irrigation, ventilation, pumps, fountains, window coverings, and more. Turn off lights, fans, water heaters, and pool pumps when the property is unoccupied.	P-31-32 P-42	Lighting Control Temperature Control Monitoring



Brand	Description	Page #(s)	Product
omni™	An Omni™ security & automation system includes the coordination of safety, energy management, and entertainment devices. The UL-Listed security and fire systems detect intrusion, smoke, fire, carbon monoxide, water, vehicles, and other hazards. Integrate video surveillance, access control, wireless door locks, and back-up communication devices for a property that's accessible from a tablet or smartphone. Based on schedule or event, automate systems including security, access control, HVAC, lighting, irrigation, ventilation, pumps, fountains, window coverings, and more. Turn off lights, fans, water heaters, and pool pumps when the property is unoccupied.	P-20-25	Security and Automation
omnistat™	The most cost effective way to control energy usage is by managing the heating and cooling systems. Omnistat 2™ programmable communicating thermostats and Leviton load control modules add energy efficiency by adjusting temperatures, humidity levels, water heaters, table lamps, pumps, fans, and small appliances based on activity such as home, away, or vacation. Control gas, geothermal, radiant and many other energy sources. Tie into an automation system for remote access and control via event like window opening or occupancy.	P-30-32 P-40-41	Lumina™ Management Systems Thermostats
opt-X®	The Opt-X® selection of fiber enclosures, adapter plates, MTP cassettes, cable assemblies, and accessories has fiber connection and storage options for any project need. It includes rack- and wall-mount enclosure options and designs for both economical and high-end applications, with the option to build your own customized product. Opt-X® products simplify cable routing and organization and make for faster installations with pre-terminated systems.	R-29 R-44-49 R-62	Enclosures & Panels Enclosures & Panels, Accessories Fiber Optic Tools
powerswitch®	The Powerswitch® line of Safety Disconnect Switches, Manual Motor Controllers and Mechanical Interlocks are built to withstand the rigors of complex industrial environments. They are the ideal choice for environments with particulate laden air, environments that experience frequent washdowns, extreme temperature ranges and exposure to corrosive chemicals; all while addressing the needs of safety, reduced downtime and code compliance.	A-28-34 G-21-25	Safety Disconnect Switches & Switched Enclosures Mechanical Interlocks
provolt™	The Leviton Provolt™ Series combine line voltage occupancy sensor, power pack and photocell technology into a simple, self-contained energy management solution in one. An integrated photocell provides true Daylight Harvesting applications delivering savings on labor, time and materials.	N-11-15	Sensing Control
python®	The Python® line of hinged plugs and connectors were designed for quick assembly, durability and economy. Available in both industrial and hospital grades, OEMs and contractors alike will appreciate the ease of assembly without sacrificing quality and performance.	B-56-57 I-24	Industrial Plugs & Connectors Industrial Hospital Plugs & Connectors
quickplate®	QuickPlate® wallplates are designed to distribute data, phone and TV connections. They facilitate a variety of connectivity solutions for both residential and office applications. This unique preassembled wallplate design provides quick and easy installation.	Q-25	Phone & Data Port Wallplates

Brand	Description	Page #(s)	Product
<b>quickport®</b>	The QuickPort® system, Leviton's exclusive set of patch panels, connectors, wallplates, and surface-mount boxes, allows you to create the perfect mix of voice, data, video and audio. The QuickPort® family of connectors is compatible in any QuickPort® housing. This simple solution is ideal for any environment that has frequent moves, adds, and changes.	<b>B-18</b> <b>R-2-8</b> <b>R-10-11</b> <b>R-26-29</b> <b>R-36-37</b> <b>R-40</b> <b>R-57</b> <b>R-59</b> <b>Q-23-24</b>	Floor Jack Housing Connectors, Wallplates & Housings Wallplates & Housings Panels A/V Connectivity MOS A/V Connectivity Fiber Adapters MOS Adapters & Blank Modules Wallplates
<b>renoir™ II</b>	Unparalleled performance and elegant aesthetics make Renoir™ II a highly functional, yet elegant solution for architectural dimming control. Choose from Preset Slide with Thin Heat Sink, Preset Slide with Standard Heat Sink, or Rotary with Standard Heat Sink. Use metal finishes and standard Leviton colors to mix and match your own distinctive look.	<b>L-49-56</b>	Commercial Architectural Wallbox Dimmers
<b>renu®</b>	Renu® is the smart new way to update the look of a room in a snap, now and later. The Renu® collection includes switches, dimmers and outlets with faces you can update yourself whenever you're ready for a new look. Available in 20 popular paint colors, Renu® products can blend in or contrast with a room's walls or trim. Renu® turns the electrical device into a decorative, easy to change accessory.	<b>S-4</b> <b>S-5</b> <b>S-6</b> <b>S-7</b> <b>S-8</b> <b>S-12</b> <b>Q-22</b>	Switches Receptacles GFCI Devices Dimmers Wallplates & Color Change Kits Datacom Inserts and Adapter Ring Wallplates & Inserts
<b>rhino-hide®</b>	Rhino-Hide® high-amperage single pole connectors and receptacles are ideal for high-power connections in extreme environments, such as land-based oil-drilling and other temporary power distribution applications. They are capable of delivering up to 1,000 Volts AC or DC and up to 1,135 Amps of continuous power under the most extreme conditions.	<b>B-54-55</b> <b>H-13-14</b> <b>H-19-48</b> <b>J-2-29</b>	NEMA Wiring Devices LZ Series Multi-Pin Connectors Single Pole Connectors & Receptacles
<b>sector®</b>	Leviton's Sector® Intelligent Ballast and Lighting Control System combines several energy saving technologies — occupancy sensing, daylight harvesting and dimming — into one conveniently integrated system. This topology free system uses the same wiring type for all Sector® components and accessories making it one of the easiest lighting control systems to install. The Sector® family of products provides a scalable solution that offers maximum flexibility and maximum coverage in any application — from a single room to a campus of buildings.	<b>N-52-55</b>	Intelligent Digital Lighting Control System
<b>smartlockpro®</b>	SmartlockPro® brand offers a wide variety of AFCI's and GFCIs. SmartlockPro® Outlet Branch Circuit (OBC) AFCIs offer advanced technology to help protect against electrical fires resulting from arc-faults. All SmartlockPro® GFCIs are built with a patented reset lockout feature that blocks the Reset button if GFCI protection has been compromised.	<b>C-7</b> <b>D-3-5</b> <b>D-7</b> <b>D-8</b> <b>D-9</b> <b>D-10</b> <b>D-11-13</b> <b>D-14-16</b> <b>I-7-8</b> <b>I-9</b> <b>I-18</b>	Decora® GFCI-Protected Combination GFCI Self-Test GFCI Extra-Heavy Duty Self-Test GFCI Self-Test NAFTA GFCI with Professional Grade Lockout GFCI Self-Test DIN-Rail Lev-Lok® Self-Test GFCI Receptacles AFCI Devices Slim Series GFCI Receptacles AFCI Receptacles GFCI Receptacles
<b>spec-Grade™</b>	When the specs call for quality sound, rely on Leviton's award-winning Spec-Grade™ Sound indoor and outdoor speakers for technical innovation and value.	<b>Q-27</b>	In-Wall/Ceiling Sound Speakers
<b>structured media®</b>	Leviton Structured Media® enclosures provide a convenient termination location for wiring home runs from wall outlets, creating a distribution point for voice, data, audio, and video applications.	<b>Q-2-9</b> <b>Q-15-18</b>	Enclosures Compact & Standard Panels, Modules & Expansion Boards

Brand	Description	Page #(s)	Product
sureSlide®	Leviton's SureSlide® Decora® dimmers feature elegant styling that coordinates perfectly with the entire line of Decora® designer products. SureSlide® dimmers offer easy, precise slide control of lighting levels.	L-7-8	Decora® Dimmers & Fan Speed Controls
toggletouch®	Leviton's ToggleTouch® dimmers offer Toggle-switch simplicity and intuitiveness, with digital dimmer elegance and control all wrapped in a clean, classic aesthetic that blends with any décor. Updated features include a color-matched touch plate.	L-5	Traditional Dimmers & Fan Speed Controls
trimatron™	Leviton's Trimatron™ fan speed controls provide intuitive, full-range rotary control of ceiling fans-quietly.	L-4	Traditional Dimmers & Fan Speed Controls
true touch®	Providing the most advanced touch-technology, Leviton's True Touch® dimmers provide full-range dimming with the touch of a finger, as well as one touch for ON at preset, again for OFF, and touch and hold to dim and brighten.	L-14	Decora® Dimmers & Fan Speed Controls
versi-Duct®	The Leviton Versi-Duct® system is a versatile cable management solution for copper and fiber installations. The innovative system fits on any standard equipment rack, and accessories enable a wide range of cable management configurations.	R-64-65	Cable Management
verifEye™	VerifEye™ delivers comprehensive submetering solutions for complete energy monitoring, measurement and management. The VerifEye™ portfolio includes a broad line of submeters, communication products, and software solutions for cost effective scalability and key integration as the building blocks for any energy management program.	N-56-80	Submetering Solutions
vertiGo®	Leviton's patented VertiGO® Zero-U Patch Panels offer unprecedented versatility for a wide range of installations. VertiGO® can share mounting hardware with servers or other existing equipment, and where traditional cabinet space is lacking, VertiGO® can be mounted to a ladder tray, wire basket, directly to the wall, under a raised floor, or even onto modular furniture.	R-29	Patch Panels
vizia +®	Leviton's Vizia +® lighting controls offer an elegant, design for the ultimate in visual and tactile appeal. Digital technology adds precise control with features such as fade on/fades off, selectable fade rates and LED timeout options. The eco-friendly energy save mode allows the user to decrease the maximum brightness level to reduce energy and extend bulb life. Vizia +® lighting controls are compatible with Leviton's legendary Decora® brand devices and screwless snap-on wall plates.	L-15-17 L-20	Decora® Dimmers & Fan Speed Controls Decora® Programmable Digital Timer Switches
vizia RF +®	Vizia RF +® is the perfect image of "smart" lighting control, featuring Z-Wave® radio frequency technology and compatibility with Leviton's Decora® products. The robust radio frequency system offers one-touch control of lights and appliances, dramatic scene transitions, timed events and many desirable options that will enhance any home.	P-2-10	Home Automation
V-0-Max®	V-0-MAX® Industrial Grade Single Locking Receptacles are engineered for maximum performance with a UL 94 V-0 Flammability Rating. They provide for safe and uninterrupted operation of electrical equipment in demanding industrial, institutional and heavy duty commercial applications.	E-4 E-5 E-7-13	Locking Flush Receptacles Industrial Grade Black & White® 15A Locking Devices Industrial Grade Black & White® 20A & 30A Locking Devices
wetguard®	The Wetguard® family of watertight wiring devices consists of a comprehensive array of plugs, connectors, inlets, outlets, covers and an industry exclusive FD Box system that allows mounting of single-gang devices in multi-gang configurations.	B-52-53 E-22-25 H-2-12	Watertight Devices

## Mobile Apps

Visit [leviton.com/apps](http://leviton.com/apps) for download links to all our latest apps.



### Leviton 2 Go

The comprehensive new Leviton app allows you to search over 25,000 Leviton products, and also features a competitor cross reference tool, downloadable PDF's, instant live Leviton news notifications and more.



### Leviton Library

This great new literature app is the smart choice for mobile access to our catalogs, brochures, vertical literature, new product bulletins, line-cards, and more.



### Title 24

This critical regional app simplifies California Title24 2013 code requirements and organizes the information making it easily accessible and readily available on your smartphone or tablet.



### ASHRAE 90.1

This tool simplifies ASHRAE Standard 90.1 2010 lighting control requirements for new and retrofit projects. Search by application, article language and recommended Leviton solutions. View diagrams and summaries of the requirements met for recommended solutions. Examples of common applications include classrooms, offices, warehouses and retail spaces.



### Captain Code

The best solution for staying current on the NEC® is the New Leviton Captain Code app. This important electrical contractor information tool is searchable by market, product, or article. The app allows you to quickly identify and review code changes as it draws from three perspectives to provide clear and comprehensive code data.

## Electronic Literature Library

Download the latest Leviton catalogs and brochures, just use the QR codes below or visit [leviton.com/brochures](http://leviton.com/brochures)



### Corporate Brochures and Catalogs




Corporate Brochure



BitWise Brochure



NEW! L-300 Catalog



Commercial & Industrial Catalog



Leviton Solutions



MDU Solutions



### Connected Home



Residential Solutions 2014



Connected Home Catalog 2014



### Metering Solutions



Metering Solutions




Metering Product Guide



BillSuite



### Electrical Wiring Devices




Hospitality Solutions



Commercial & Industrial Leaded Devices



50 Amp Devices




Winery Solutions




Rhino-Hide®



Lev-Lok® Line Card




Educational Solutions



Healthcare Solutions



Lev-Lok® Devices



Single Pole Devices




Oil and Gas Solutions

Continued on next page

Continued from previous page



## Lighting Controls



Commercial Architectural Lighting Control Products



Entertainment Fixtures Selection Guide



SectorFlex Intelligent Digital Lighting Control Systems



Entertainment Dimmers Selection Guide



Entertainment Consoles Selection Guide



LevNet RF™ Product Selection Guide



Commercial Entertainment Products



Occupancy Sensors Product Selection Guide



GreenMAX® Relay Control Systems



Renoir™ II Product Selection Guide



Energy Management Solutions



Educational Solutions Guide



## Security & Automation



2013/2014 Product Guide



Building Management Solutions



Home Automation Solutions




Smart Grid Solutions



Entertainment Consoles Selection Guide



## Energy Management



Commercial Energy Management Products



## Network Solutions



Network Solutions US Catalog 2014



Network Solutions Non-US 2014



Network Solutions 2014-2015 (Spanish)

## L-300 Technical Information

This section of Leviton.com provides quick access to all the Industry standards, definitions, abbreviations, codes, pertinent product data, dimensional drawings and general product references. Just scan the QR code below on your mobile device or go to [leviton.com](http://leviton.com)



### L-300 Technical Information Index



List of Abbreviations



Associations, Organizations & Standards



Certifications and Markings



UL, CSA & NEMA Standards



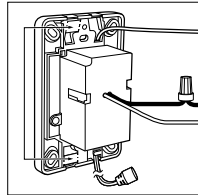
Switches, Dimmers & Receptacles




Enclosure Designators & Classifications



Materials Used in Wiring Devices



Circuit Wiring Diagrams



Horsepower Ratings



Diameter Ranges of Jacketed Cord



Telephone Wiring Devices



FAQ



NEMA Straight Blade Configurations



NEMA Locking Configurations



Switch Wiring Diagrams



Dimensions for Wallplates



ANSI Architectural Symbols

**Leviton Manufacturing Co., Inc.**

201 North Service Road, Melville, NY 11747-3138

Telephone: 1-800-323-8920

Fax: 1-800-832-9538

Tech Line: (8:30AM-7:00PM E.T. Monday-Friday) 1-800-824-3005

**Leviton Manufacturing of Canada, Ltd.**

165 Hymus Boulevard, Pointe Claire, Quebec H9R 1E9

Telephone: 1-800-469-7890

Fax: 1-800-563-1853

**Leviton S. de R.L. de C.V.**

Lago Tana 43, Mexico DF, Mexico CP 11290

Telephone: (+52) 55-5082-1040

Fax: (+52) 55-5386-1797

Visit our website at [www.leviton.com](http://www.leviton.com)