



Wiremold

CRFB Series™ Round Recessed Floor Boxes

Multi-Service Floor Boxes for Raised & Wood Floors








Wiremold® CRFB Series Floor Box is a round recessed floor box designed to meet the functionality and flexibility requirements of the raised and wood floor markets. CRFB Series Floor Boxes have multiple trade size KO's located on the sides and bottom of the box to feed four separate compartments that can accommodate multiple combinations of power, communication, and audio/video services. The surface style covers are made from cast aluminum and are available in black, brass, nickel, bronze or gray finishes.

CRFB Series Floor Boxes can also be field configured to accommodate power only, communication only, audio visual only, or combinations of all three services. CRFB Series Floor boxes applications include: open office environments, conference rooms, schools, stages, and altars.



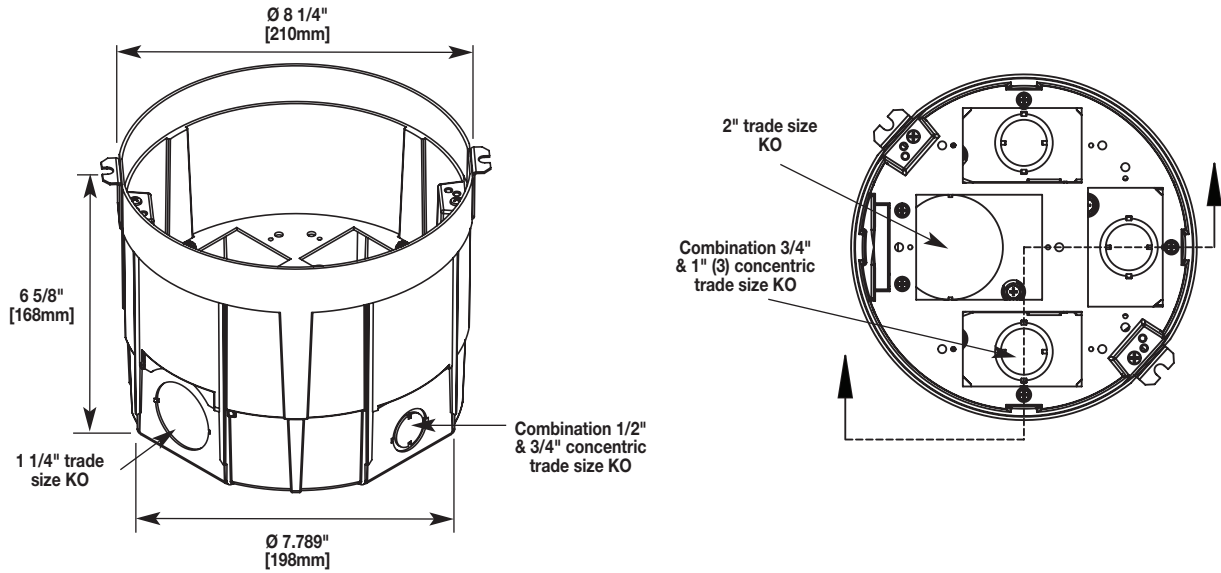
CRFB Series Floor Boxes can now accept either Evolution™ Series Poke-Thru Covers or the new CRFB Series Floor Box Covers.

FEATURES & BENEFITS

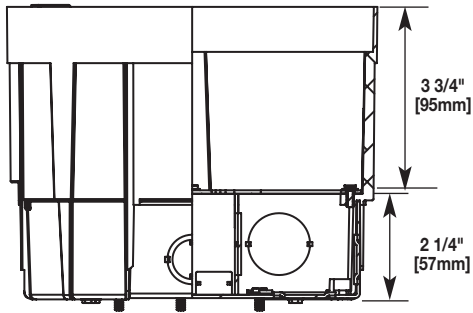
- **Locking tabs help secure box to floor panel.** This allows for quick and easy installation.
- **Prewired and custom plate options.** Prewired units reduce labor costs for field installation. Consult the factory for more information on custom plates or prewired options.
- **Large multi-compartment boxes.** Provides adequate wiring capacity and easily isolates power and communication services.
- **Ease of installation.** CRFB Series Floor Boxes are designed to be installed before or after floor coverings have been installed.
- **Accepts the Evolution™ Series Poke-Thru Covers.**  The CRFB Series Floor Box has been designed to accept the round 8" Evolution Series Poke-Thru Covers, increasing the ability to match aesthetics throughout the building.
- **Configurable.**  CRFB Series Floor Boxes can be field-configured or reconfigured to accommodate power only, communication only, audio/video only, or combinations of all three power, communication and audio/video in a single floor box unit.
- **Flexible box design.** Flexible box design has been improved with a tunnel feature that allows for the two outer compartments to be used for a single service, while the other two compartments are used for different services.
- **Range of Conduit sizes.**  Wide range of knockouts 1/2", 3/4", 1-1/4" and 2" trade size allow for most conduit sizes.
- **Meets ADA Accessibility Guidelines.**  Wide trim flange is designed to meet the ADA Accessibility Guidelines as it pertains to ADA Standard 4.5 which addresses changes in floor and ground surface levels. The poke-thru trim flanges are beveled so the slope is no greater than 1:2 ratio.
- **Fits into diffuser openings.** CRFB Series Floor Boxes are designed to be installed in a standard round diffuser opening. **NOTE:** Most raised floor system manufacturers precut their panels to fit round diffusers.
- **Audio/video ready.**  CRFB Series Floor Boxes have been designed to accept a wide range of audio/video devices from most manufacturers.
- **Compatible with wood floors.**  CRFB Series Floor Boxes are designed to be used in wood floor applications such as: stages, altars, and balconies.
- **Meets Buy American Act.**  The CRFB Series floor boxes are manufactured in the United States and comply with all BAA (Buy American Act) and NAFTA (North American Free Trade Act) requirements.
- **TopGuard™ Protection.** Integral design component that prevents water, dirt, and debris from entering power and communication compartments. Meets and exceeds all UL scrub water exclusion requirements for tile and carpet floors.
- **Datacom connectivity options.** Accepts industry standard proprietary devices from a wide range of manufacturers to provide a seamless and aesthetically pleasing interface for voice, data, audio, and video applications at the point-of-use.
- **Listed by Underwriters Laboratories Inc. to U.S. and Canadian safety standards for raised floors and wood floors.**
- **Meets NEC Section 300-22(C).** The AC, AF, SAF, and CRFB Series Floor Boxes are suitable for use in air handling spaces and raised floor plenums.

CRFB Series Floor Box Assembly Details

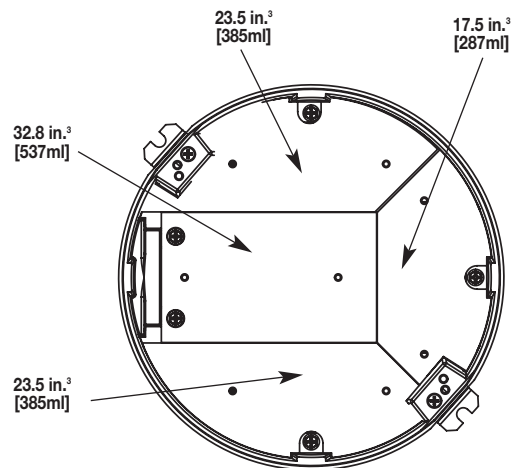
The CRFB Series Floor Box housing is die-cast aluminum construction with stamped steel bottom plate.




COMPARTMENT DEPTH




COMPARTMENT VOLUMES



CRFB Series four-compartment configurable box.

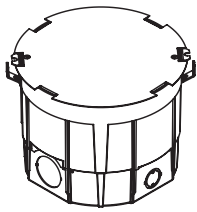
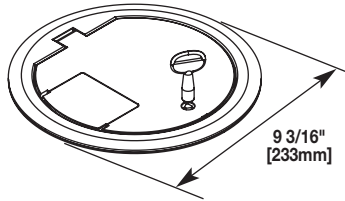
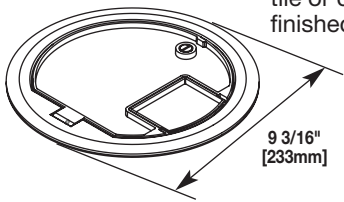
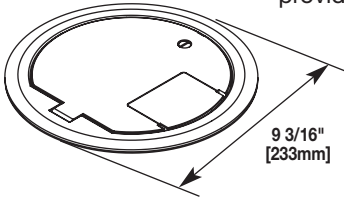
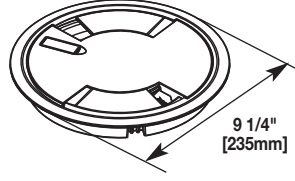
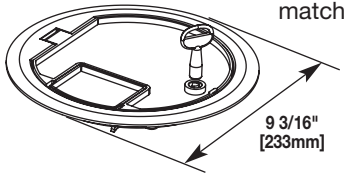
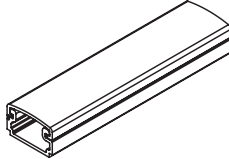
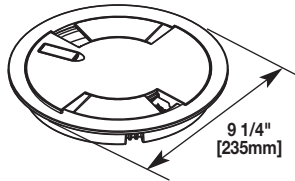


New egress design for CRFB Series Floor Box Covers offers larger wire/cable egress with locking feature.



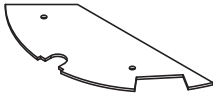
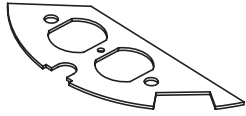



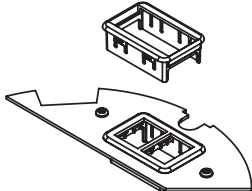
Cables egress from a CRFB Series Floor Box with Evolution Series Poke-Thru Cover.

CRFB Series Floor Box Product Information

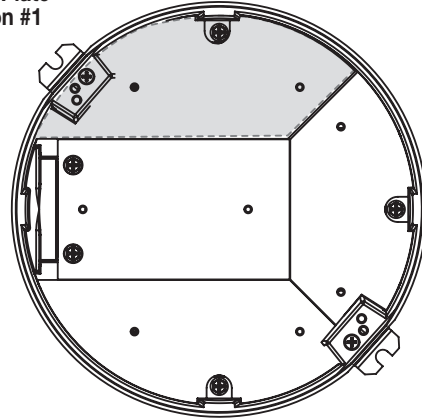
Catalog No./Item	Description/Specifications	Catalog No./Item	Description/Specifications
<p>CRFB4</p> 	<p>CRFB Housing – Die-cast aluminum construction with stamped steel bottom plate. Includes 3 duplex receptacle plates, 1 center communication plate and 3 cable pass through grommets for 1" trade size tunnel.</p> <p>NOTE: Floor thickness range (including floor covering) 3/8" - 2" [9.5mm - 51mm].</p>	<p>CRFBBTCBKTR CRFBBTCBSTR CRFBBTCNKTR CRFBBTCBZTR CRFBBTCGYTR</p> <p>Tamper Resistant Surface Style Cover Assembly – Available in die cast aluminum with a painted black (BK), brass (BS), nickel (NK), bronze (BZ) or gray (GY) finish. No cutouts are provided. Lid has built-in key locking feature for tamper resistance.</p> 	<p>CRFBCTCBK CRFBCTCBS CRFBCTCNK CRFBCTCBZ CRFBCTCGY</p> <p>Surface Style Cover Assembly – Available in die cast aluminum with a painted black (BK), brass (BS), nickel (NK), bronze (BZ) or gray (GY) finish. Insert areas allow for tile or carpet cutouts to match finished floor.</p> 
<p>CRFBBTCBK CRFBBTCBS CRFBBTCNK CRFBBTCBZ CRFBBTCGY</p> 	<p>Surface Style Cover Assembly – Available in die cast aluminum with a painted black (BK), brass (BS), nickel (NK), bronze (BZ) or gray (GY) finish. No cutouts are provided for floor coverings.</p>	<p>8CTCGY* 8CTCBK* 8CTCBS* 8CTCBZ* 8CTCNK*</p> <p>Surface Style Cover Assembly – Die-cast aluminum cover assembly. Cover assembly is available in the following painted finishes: (BK) black, (GY) gray, (NK) nickel, (BS) brass, or (BZ) bronze.</p> 	<p>CRFBCTCBKTR CRFBCTCBSTR CRFBCTCNKTR CRFBCTCBZTR CRFBCTCGYTR</p> <p>Tamper Resistant Surface Style Cover Assembly – Available in die cast aluminum with a painted black (BK), brass (BS), nickel (NK), bronze (BZ) or gray (GY) finish. Lid has built-in key locking feature for tamper resistance. Insert areas allow for tile or carpet cutouts to match finished floor.</p> 
<p>CRFB-TUN</p> 	<p>Tunnel – Tunnel allows the two outer compartments to be utilized for one service while the center two compartments are utilized for other services.</p>	<p>8CTGY* 8CTBK* 8CTBS* 8CTBZ* 8CTNK*</p> <p>Flush Style Cover Assembly – Die-cast aluminum cover assembly. Cover assembly is available in the following painted finishes: (BK) black, (GY) gray, (NK) nickel, (BS) brass, or (BZ) bronze.</p> 	

* Add suffix "TR" to the end of the part number to indicate tamper-resistant cover assembly. Tamper-resistant versions are secured with a single tamper-resistant screw.

CRFB Series Device Plates for Location 1 Ordering Information

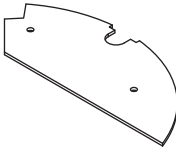
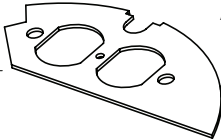

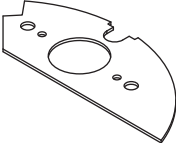
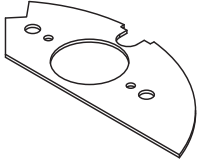
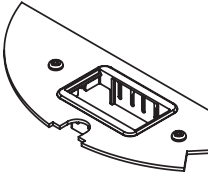
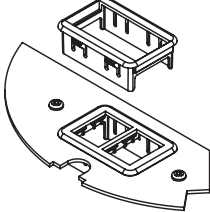
Catalog No./Item	Description/Specifications
CRFB-B-1 	Blank Device Plate #1 – Used to close off unused gang.
CRFB-D-1 	Duplex Device Plate – Accepts standard 15A and 20A Duplex Receptacles.
CRFB-GFI-1 	GFCI/Decorator Plate – Accepts standard GFCI or Decorator Style Receptacles.
CRFB-SR1-1 	1.39" [35mm] Device Plate – Accepts single device 1.39" [35mm].
CRFB-AB-1 	Communication Device Plate – Accepts two (2) ports of communication devices. Includes one (1) Wiremold CM Series Open System adapter and inserts.
CRFB-RT-1 	Communication Device Plate – Accepts two (2) ports of communication devices. Includes one (1) Ortronics® Series II and one (1) TracJack adapter.

Device Plate
Location #1

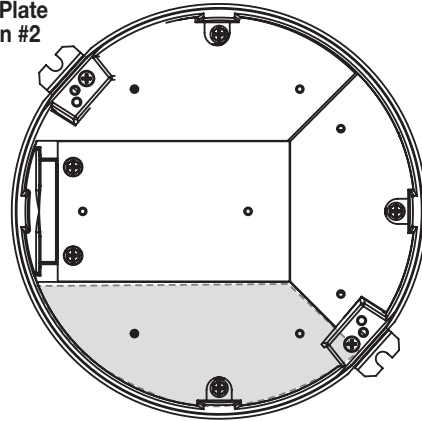


NOTE: Standard sizes for device plates for Plate Location 1 are 6 11/32" [161mm] x 2 3/4" [62mm].

CRFB Series Device Plates for Location 2 Ordering Information


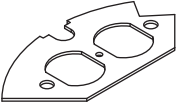
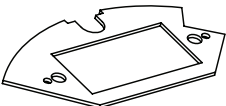
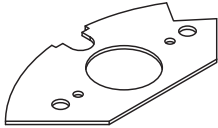
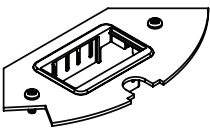
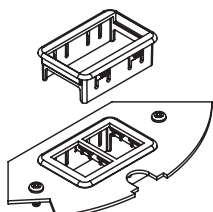
Catalog No./Item	Description/Specifications
CRFB-B-2 	Blank Device Plate #2 – Used to close off unused gang.
CRFB-D-2 	Duplex Device Plate – Accepts standard 15A and 20A Duplex Receptacles.
CRFB-GFI-2 	GFCI/Decorator Plate – Accepts standard GFCI or Decorator Style Receptacles.
CRFB-SR1-2 	1.39" [35mm] Device Plate – Accepts single device 1.39" [35mm].
CRFB-SR2-2 	1.6" [41mm] Device Plate – Accepts single device 1.6" [41mm]. NOTE: When using a 30A device, egress opening must be located directly over receptacle.
CRFB-AB-2 	Communication Device Plate – Accepts two (2) ports of communication devices. Includes one (1) Wiremold CM Series Open System adapter and inserts.
CRFB-RT-2 	Communication Device Plate – Accepts two (2) ports of communication devices. Includes one (1) Ortronics® Series II and one (1) TracJack adapter.

Device Plate Location #2

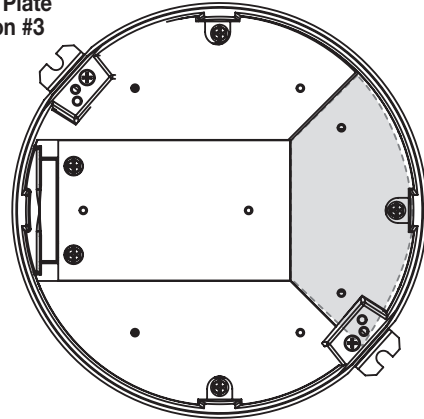


NOTE: Standard sizes for device plates for Plate Location 2 are 5 7/32" [132mm] x 2 3/4" [62mm].

CRFB Series Device Plates for Location 3 Ordering Information

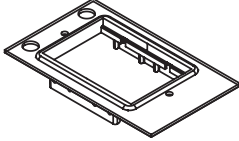
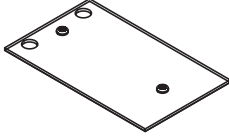
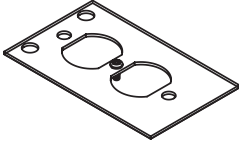
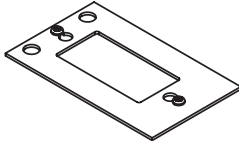
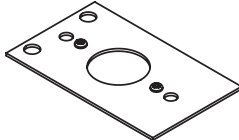
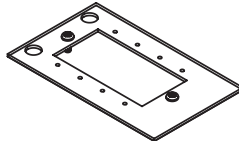
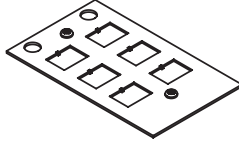
Catalog No./Item	Description/Specifications
CRFB-B-3 	Blank Device Plate #3 – Used to close off unused gang.
CRFB-D-3 	Duplex Device Plate – Accepts standard 15A and 20A Duplex Receptacles.
CRFB-GFI-3 	GFCI/Decorator Plate – Accepts standard GFCI or Decorator Style Receptacles.
CRFB-SR1-3 	1.39" [35mm] Device Plate – Accepts single device 1.39" [35mm].
CRFB-AB-3 	Communication Device Plate – Accepts two (2) ports of communication devices. Includes one (1) Wiremold CM Series Open System adapter and inserts.
CRFB-RT-3 	Communication Device Plate – Accepts two (2) ports of communication devices. Includes one (1) Ortronics® Series II and one (1) TracJack adapter.

Device Plate Location #3

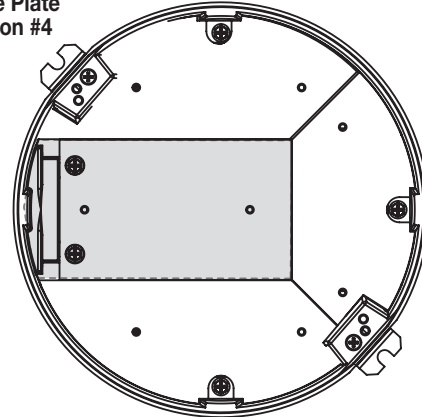


NOTE: Standard sizes for device plates for Plate Location 3 are 5 7/32" [132mm] x 2 3/4" [62mm].

CRFB Series Device Plates for Location 4 Ordering Information

Catalog No./Item	Description/Specifications
CRFB-BEZ6A-4 	Center 6A Comm Bezel – 6A communications plate. Includes: one (1) 6A Wiremold Open System Bezel, one (1) Ortronics® Series II Bezel, one (1) Ortronics® TracJack Bezel. Modular jacks sold separately.
CRFB-B-4 	Center Blank Plate – Used to close off unused gang.
CRFB-D-4 	Center Duplex Plate – Accepts standard 15A and 20A Duplex Receptacles.
CRFB-GFI-4 	Center Decorator Style Plate – Accepts standard GFCI or Decorator Style Receptacles.
CRFB-SR1-4 	Center 1.39" [35mm] Device Plate – Single Device 1.39" [35mm].
CRFB-MAAP-4 	Extron® MAAP Plate – Holds 4 Extron® Electronics MAAP device plates.
CRFB-6COM-4 	Center Communications Plate – Communications plate with six (6) RJ knockouts. Modular keystone jacks sold separately.

Device Plate Location #4



NOTE: Standard sizes for device plates for Plate Location 4 are 5 7/32" [132mm] x 2 3/4" [62mm].



Wiremold

WIREMOLD

U.S. and International:

60 Woodlawn Street • West Hartford, CT 06110
1-800-621-0049 • FAX 860-232-2062 • Outside U.S. 860-233-6251

Canada:

570 Applewood Crescent • Vaughan, Ontario L4K 4B4
1-800-723-5175 • FAX 905-738-9721

