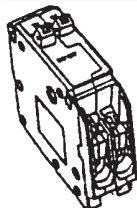


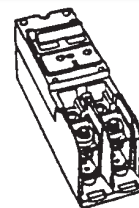
# BREAKER CROSS REFERENCE CHART



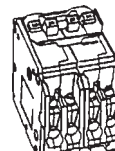
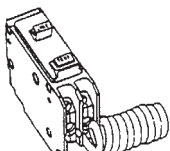
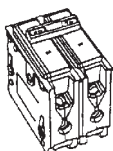
# EATON | Cutler-Hammer

## BREAKER CROSS REFERENCE

### REPLACEMENT FOR THESE BRANDS



Locke#	Part#	Type	ITE	GTE	GS	CROUSE-HINDS	BRYANT	AMERICAN SWITCH
P1675	A120	1/2" SP 20A	X	X	X	X	X	X
P0152	B02020	TWIN 1" SP 20A	X	X	X	X	X	X
P0153	B03020	TWIN 1" SP20-30A	X	X	X	X	X	X
P0175	BR2020	TWIN 1" SP20-20A	X	X	X	X	X	X
P1677	A230	1" 2P 30A	X	X	X	X	X	X
P1678	A240	1" 2P 40A	X	X	X	X	X	X
P1679	A250	1" 2P 50A	X	X	X	X	X	X
P0149	BR115	1" SP 15A	X	X	X	X	X	X
P0150	BR120	1" SP 20A	X	X	X	X	X	X
P0151	BR130	1" SP 30A	X	X	X	X	X	X
P0171	BR140	1" SP 40A	X	X	X	X	X	X
P0172	BR150	1" SP 50A	X	X	X	X	X	X
P0154	BR220	2" 2P 20A	X	X	X	X	X	X
P0155	BR230	2" 2P 30A	X	X	X	X	X	X
P0156	BR240	2" 2P 40A	X	X	X	X	X	X
P0157	BR250	2" 2P 50A	X	X	X	X	X	X
P0158	BR260	2" 2P 60A	X	X	X	X	X	X
P0159	BR270	2" 2P 70A	X	X	X	X	X	X
P0160	BR2BO	2" 2P BOA	X	X	X	X	X	X
P0161	BR290	2" 2P 90A	X	X	X	X	X	X
P0162	BR2100	2" 2P 100A	X	X	X	X	X	X
P0163	BR2125	2" 2P 125A	X	X	X	X	X	X
P0921	BR320	3" 3P 20A	X	X	X	X	X	X
P0922	BR330	3" 3P 30A	X	X	X	X	X	X
P0923	BR340	3" 3P 40A	X	X	X	X	X	X
P0924	BR350	3" 3P 50A	X	X	X	X	X	X
P0925	BR360	3" 3P 60A	X	X	X	X	X	X
P0926	BR3100	3" 3P 100A	X	X	X	X	X	X
P0170	GFCB120	1" SP 20A GFI	X	X	X	X	X	
P0174	GFCB130	1" SP 30A GFI	X	X	X	X	X	
P0188	GFCB220	2" 2P 20A GFI	X	X	X	X	X	
P0189	GFCB230	2" 2P 30A GFI	X	X	X	X	X	
P0190	BJ2200	2P 200 MCB					X	
P0191	BJ2225	2P 225 MCB					X	
P2765	BQC220220	Two 2P 20A/20A					X	
P2766	BQC220230	Two 2P 20A/30A					X	
P2767	BQC220240	Two 2P 20A/40A					X	
P2768	BQC220250	Two 2P 20A/50A					X	
P2769	BQC230230	Two 2P 30A/30A					X	
P2770	BQC230240	Two 2P 30A/40A					X	
P2771	BQC230250	Two 2P 30A/50A					X	



P / ELECTRIC

# CORdS, AdApTERS, GFCI, STRIPs ANd SuRGE pROTECTORS

**LEVITON®**

## AUTOMATIC RESET GFCI CORD SETS AND EXTENSION CORD



- Comply with NEC Code article #305-6A mandating GFCI protection for temporary wiring at construction sites & other areas where permanently wired GFCIs are not available.
- Conforms with OSHA regulation CFR 1926.404b (i) (ii) for construction sites.
- 14/3 SJTW-A high-visibility yellow cable
- Ground fault and open neutral protection.
- Water-resistant enclosure. Sealed by ultrasonic welding, surpasses 4 hour UL submergence test.
- Complies with UL Standard 943.

**Locke#**

**T3111** 66591-6C 6' 15A GFCI Cord Set



**T3112** 66891-3 3' 20A GFCI Cord Set



**AMERICAN**  
INSULATED WIRE CORP.

## OUTDOOR/INDOOR EXTENSION CORDS



300 VOLT, UL Listed  
All weather, Extra Flexible,  
Oil Resistant, -40 Degrees C

Locke#	Vendor#	Description	Length	Color	Power
T2470	2271	16/3 SJTW-A	25'	Orange	13A 125V 1625W
T2471	2273	16/3 SJTW-A	50'	Orange	13A 125V 1625W
T2472	2275	16/3 SJTW-A	100'	Orange	10A 125V 1250W
T2473	2275	14/3 SJTW-A	25'	Orange	15A 125V 1875W
T2474	2281	14/3 SJTW-A	50'	Orange	15A 125V 1875W
T2475	2283	14/3 SJTW-A	100'	Orange	13A 125V 1625W
T0291	2285	12/3 SJTW-A	50'	Orange	15A 125V 1875W
T0280	2294	12/3 SJTW-A	100'	Orange	15A 125V 1875W

**LEVITON®**

## 3 OUTLET PLUG-IN ADAPTER



**Locke#**

**P4599** 697-I 3 Outlet Plug-In Adapter

**LEVITON®**

## PLUG ADAPTER



**Locke#**

**P4600** 274 Plug adapter

**LEVITON®**

## PLUG-IN MULTIPLE OUTLET SURGE SUPPRESSOR



**Locke#**

**P4149** 3500PT 6 Outlet Box with Phone & Surge Suppressor

**LEVITON®**

## MULTIPLE OUTLET STRIP SURGE SUPPRESSOR



**Locke#**

**P4147** S1000-OPS 6 Outlet Strip with Surge Suppressor

**EATON**

Powering Business Worldwide

## POWER STRIPS NO SURGE PROTECTION



6 Grounded Outlets and a built-in circuit breaker. UL/cUL Listed.

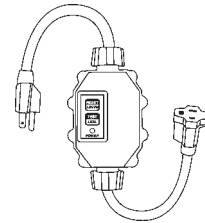
**Locke#**

**P8591** PSXVAL6AC4 4' Cord

**P8590** PSXVAL6AC8 8' Cord

**ERICSON**  
safety electrical specialties

## GFCI CORD SET

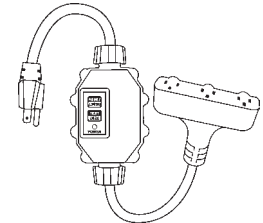


**Locke#**

**T2482** 1080-14-2S Molded-On Plug & Connector GFCI Cord Set

**ERICSON**  
safety electrical specialties

## TRI-TAP GFCI



**Locke#**

**T2483** 1080-12-2TT 3 Outlet PVC Molded Connector & Plug

## GFCI QUAD



**Locke#**

**T2484** 30334052 15A 125V GFCI Protected Quad Outlet

**P / ELECTRIC**



Powering Business Worldwide

## AC POWER/PHONE SURGE PROTECTOR



6' Cord. \$75,000 connected equipment Warranty. 330 V Clamping Voltage, EMI/RFI Noise Filter up to 40dB, 125 Vac, 15A, 60Hz, 1875W, UL/cUL Listed.

- 1080 Joules
- 72 kA Max Peak Current
- 7 Outlets with Sliding Safety Covers

Locke#

P8584 SMAX7T AC & Phone Surge



Powering Business Worldwide

## AC POWER/COAX SURGE PROTECTOR



6' Cord. \$75,000 connected equipment Warranty. 330 V Clamping Voltage, EMI/RFI Noise Filter up to 40dB, 125 Vac, 15A, 60Hz, 1875W, UL/cUL Listed.

- 1080 Joules
- 72 kA Max Peak Current
- 7 Outlets with Sliding Safety Covers

Locke#

P8583 SMAX7C AC & Coax Surge



Powering Business Worldwide

## AC POWER/PHONE/COAX SURGE PROTECTOR



6' Cord. \$75,000 connected equipment Warranty. 330 V Clamping Voltage, EMI/RFI Noise Filter up to 40dB, 125 Vac, 15A, 60Hz, 1875W, UL/cUL Listed.

- 2160 Joules
- 144 kA Max Peak Current
- 8 Outlets with Sliding Safety Covers

Locke#

P8582 SMAX8TC AC Power/Phone/Coax Surge



Powering Business Worldwide

## AC POWER/PHONE/COAX CABLE/NETWORK SURGE PROTECTOR



Cord Length of 6' and offer a \*\$150,000 Warranty. Ratings include: 330 V Clamping Voltage, EMI/RFI Noise Filter up to \*\*58dB, 125 Vac, 15A, 60Hz, 1875W, UL/cUL Listed.

- 4320 Joules
- 288 kA Max Peak Current
- Protects AC Power/Phone/ Coax Cable/ Network
- 12 Outlets (4 fixed, 8 rotating for extra plug-in space)

Locke#

P8580 SULT12TC AC Power/Phone/Coax Cable/Network Surge Protector



Powering Business Worldwide

## AC POWER/COAX CABLE SURGE PROTECTOR



\$50,000 Warranty. 540 Joules, 36 kA Max Peak Current, 330 V Clamping Voltage, EMI/RFI Noise Filter up to 40dB, 125 Vac, 15A, 60Hz, 1875W, UL/cUL Listed.

Locke#

P8586 SMICRO1C Single AC & Coax Wall Mount Surge



Powering Business Worldwide

## AC POWER/PHONE SURGE PROTECTOR



\$50,000 Warranty. 540 Joules, 36 kA Max Peak Current, 330 V Clamping Voltage, EMI/RFI Noise Filter up to 40dB, 125 Vac, 15A, 60Hz, 1875W, UL/cUL Listed.

Locke#

P8585 SMICRO1T Single AC & Phone Wall Mount Surge



Powering Business Worldwide

## AC POWER/PHONE SURGE PROTECTOR



\$50,000 Warranty. 540 Joules, 36 kA Max Peak Current, 330 V Clamping Voltage, EMI/RFI Noise Filter up to 40dB, 125 Vac, 15A, 60Hz, 1875W, UL/cUL Listed. Wall Mount

Locke#

P8588 SMICRO6T AC & Phone Surge



Powering Business Worldwide

## AC POWER/PHONE SURGE PROTECTOR



Cord Length of 6' and offer a \*\$150,000 Warranty. Ratings include: 330 V Clamping Voltage, EMI/RFI Noise Filter up to \*\*58dB, 125 Vac, 15A, 60Hz, 1875W, UL/cUL Listed.

- 2160 Joules
- 144 kA Max Peak Current
- Protects AC Power/ Phone
- 8 Rotating Outlets (for extra plug-in space)

Locke#

P8581 SULT8T AC/Phone Surge



Powering Business Worldwide

## AC SURGE PROTECTOR CONSTRUCTION SERIES DURABLE METAL HOUSING



7 Outlets and a Cord Length of 6'. Ratings include: 1080 Joules, 72 kA Max Peak Current, 330 V Clamping Voltage, EMI/RFI Noise Filter up to 40dB, 125 Vac, 15A, 60Hz, 1875W, UL/cUL Listed.

Locke#

P8589 SCONST7 Surge Protector

P / ELECTRIC



Powering Business Worldwide

## WHOLE HOME AC SURGE PROTECTION



AC Power Protection, LED Status Indication, a Limited Lifetime Warranty, and are suitable for Indoor/Outdoor applications when properly installed. Ratings include: 400 V Clamping Voltage, UL/cUL® Listed, <1 Nanosecond response time, 120/240 Vac, 50/60 Hz.

\*\$75,000 connected equipment 2,880 Joules (Total) 180,000 Amps (Max surge current)

### Locke#

**P6858** CHSPT2ULTRA Whole Home Surge Protection

**P6859** CHSPFMKIT Flush Mount kit for **P6858**



Powering Business Worldwide

## WHOLE HOME SURGE PROTECTION 3-PACK AC/Cable/Phone



Limited Lifetime Warranty and are suitable for Indoor cable or phone applications when properly installed. Ratings include: UL/cUL Listed, <1 Nanosecond response time.

**AC** \$75,000 connected equipment 2,880 Joules (Total) 180,000 Amps (Max surge current)

**Cable** Protects 2 quad shield cables  
 • 20 kA Max Surge Current  
 • DC breakdown voltage 145 V  
 • \*\$10,000 Warranty

**Phone** Protects 4 telephone lines  
 • 80 kA Max Surge Current  
 • DC breakdown voltage 230 V  
 • Ring 90–120 Vac / Tone 48–52 Vdc  
 • \*\$10,000 Warranty

### Locke#

**P6854** CHSPT23PACK Whole Home Surge Protection 3-Pack



Powering Business Worldwide

## SURGE ARRESTER BREAKER

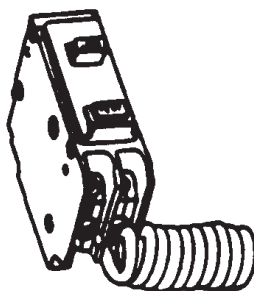


For use on single-phase, 120/240v AC systems. This surge arrester plugs into a single-phase PowerMaster loadcenter & occupies two 1" pole spaces. When the green LED light goes out, the device needs to be replaced. This device is suitable for Category "C" service entry locations installed in accordance with NEC Article 280. The CSA2P is ideal for protecting appliances such as: refrigerators, microwaves & home computers.

### Locke#

**P6283** BRSURGE TVSS Circuit Breaker, Surge Arrester

## Eaton | Cutler-Hammer GFCI BREAKERS 120 VOLTS AC - 10,000 AIC TYPE GFCB



1 Pole Breakers, 1" Wide

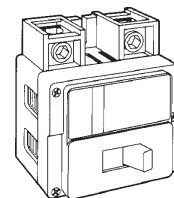
Locke#		Amp Rating
<b>P3911</b>	GFCB115	15 Amp
<b>P0170</b>	GFCB120	20 Amp
<b>P0174</b>	GFCB30	30 Amp

### 120/240V AC 10,000 AIC - GFCB

2 Pole Breakers - 2" Wide

Locke#		Amp Rating
<b>P0188</b>	GFCB220	20 Amp
<b>P0189</b>	GFCB230	30 Amp
<b>P3106</b>	GFCB240	40 Amp
<b>P5033</b>	GFCB250	50 Amp
<b>P5094</b>	GFCB260	60 Amp


## Eaton | Cutler-Hammer TYPE BW MAIN BREAKERS



2 Pole Breakers, 2" Wide  
 For P5011, P5010, P5009, P5012, P5014, P5015, P5016, P5017

Locke#		Amp Rating
<b>P5018</b>	BW2150	150A 2 pole Main Circuit Breaker 10KAIC
<b>P5019</b>	BW2200	200A 2 pole Main Circuit Breaker 10KAIC
<b>P5060</b>	BW2225	225A 2 pole Main Circuit Breaker 10KAIC
<b>P9028</b>	CSR2200N	200A 2 pole Main Circuit Breaker 25KAIC

## Eaton | Cutler-Hammer TYPE BJ BREAKER 120/240v AC, 10,000 AIC



2 Pole Breakers, 2" Wide, 120/240V AC

Locke#		Amp Rating
<b>P0199</b>	BJ2150	150 Amp
<b>P0190</b>	BJ2200	200 Amp
<b>P0191</b>	BJ2225	225 Amp

## Eaton | Cutler-Hammer 240V CIRCUIT BREAKERS




Locke#		Amp Rating
<b>P6027</b>	CCV2150	150Amp 2P
<b>P6026</b>	CCV2200	200Amp 2P
<b>P6025</b>	CC3150	150Amp 3P
<b>P6028</b>	CC3200	200Amp 3P
<b>P6029</b>	CC3225	225Amp 3P

P | ELECTRIC



# LOAD CENTER CIRCUIT BREAKERS

## EATON | Cutler-Hammer PLUG-ON CIRCUIT BREAKERS TYPE A BREAKERS 1 Pole Breakers, 1/2" per Breaker



Locke#	Rating
P1675	A-120 20 Amp

### Two 1 Pole Breakers, 1" per Breaker, Center Clip



Locke#	Rating
P3905	BD-1515 15/15 Amp
P3906	BD-1520 15/20 Amp
P0152	BD-2020 20/20 Amp
P0153	BD-3020 30/20 Amp
P0176	BR-1515 15/15 Amp
P0175	BR-2020 20/20 Amp

### 2 Pole Breakers, 1" per Breaker



Locke#	Rating
P1677	A-230 30 Amp
P1678	A-240 40 Amp
P1679	A-250 50 Amp

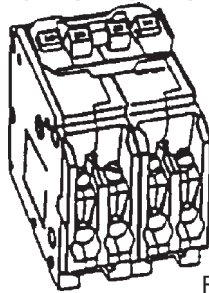
## EATON | Cutler-Hammer TYPE A MULTI-BREAKERS WITH COMMON TRIP CENTER & OUTER POLES



240V AC, 10,000 AIC (1/2" per pole)


Locke#	Rating
P0933	BQC2202120 20 Amp
P0934	BQC2302120 20/30 Amp
P0935	BQC2402120 20/40 Amp
P0936	BQC2502120 20/50 Amp

## EATON | Cutler-Hammer TYPE BQC MULTI-BREAKERS WITH COMMON TRIP CENTER AND OUTER POLES 240 VOLTS AC - 10,000 AIC (1/2" per pole)



Locke#	Rating
P2765	BQC220220 20/20 Amp
P2766	BQC220230 20/30 Amp
P2767	BQC220240 20/40 Amp
P2768	BQC220250 20/50 Amp
P2769	BQC230230 30/30 Amp
P2770	BQC230240 30/40 Amp
P2771	BQC230250 30/50 Amp

## EATON | Cutler-Hammer FILLER PLATE FOR FPE LOADCENTERS




Locke#	Rating
P5850	NCFS 1/2" Filler Plate for FPE Loadcenters

## EATON | Cutler-Hammer F.P.E. STAB-LOK CIRCUIT BREAKERS

For Stab-Lok Loadcenters  
Stab-In

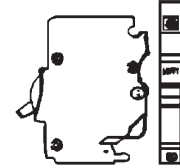
TYPES NA AND NC BREAKERS  
120/240, 240 VOLTS AC - 10,000,  
22,000 AIC

### 1 Pole, Type NA, 1" Per Breaker



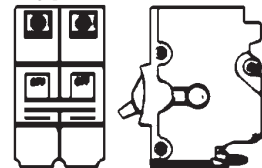
Locke#	Rating
P1738	20 20 Amp
P0196	30 30 Amp

### 1 Pole, Type NC, 1/2" Per Breaker



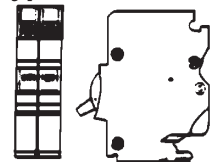
Locke#	Rating
P1744	020 20 Amp
P0197	030 30 Amp

### 2 Pole, Type NA. 2" Per Breaker



Locke#	Rating
P3975	220 20 Amp
P1782	230 30 Amp
P1783	240 40 Amp
P1784	250 50 Amp
P1785	2P60 60 Amp
P1787	2P100 100 Amp

### 2 Pole, Type NC, 1" Per Breaker



Locke#	Rating
P3977	0220 20 Amp
P1790	0230 30 Amp
P0198	0240 40 Amp
P1792	0250 50 Amp



# LOAD CENTER CIRCUIT BREAKERS

## ZINSCO PLUG-ON TYPE R BREAKERS 120/240, 240v, 10,000 AIC



Two 1-Pole Breakers in One ¾" Space

Locke#	Rating
P1716 R38-20	20 Amp

## 2-POLE BREAKERS



Locke#	Rating
P1721 RC38-20	20 Amp
P1722 RC38-30	30 Amp
P0194 RC38-40	40 Amp
P3105 RC38-50	50 Amp
P1725 RC38-60	60 Amp

## ZINSCO 2 POLE THICK BREAKERS

Locke#	Rating
P3101 QC-30	30 Amp 2 Pole
P3102 QC-40	40 Amp 2 Pole
P4270 QC-50	50 Amp 2 Pole

## ZINSCO 1 POLE THICK BREAKERS

Locke#	Rating	BOLT ON
P3103 QB-20	20 Amp	2 Pole

## REPLACEMENT FOR ZINSCO 120/240, 240V AC 10,000 AIC

1-Pole Breakers

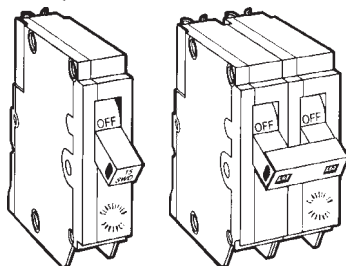


Locke#	Rating
P1726 Q-20	20 Amp
P0195 Q-30	30 Amp

## 2-POLE BREAKERS

Locke#	Rating
P1735 QCAL-60	60 Amp
P1736 QCAL-100	100 Amp

## E.T.N | Cutler-Hammer FOR USE AS REPLACEMENT CIRCUIT BREAKERS FOR CERTAIN SQUARE D® TYPE QO®



UL LISTED CIRCUIT BREAKERS  
UL CLASSIFIED

### NOTES:

1. Breaker terminals are Al/Cu and suitable for use with 60°C or 75°C ampacity wire.
2. Caution: Cutler-Hammer Classified Breakers must not be used in series rated systems or in applications above 10,000 AIC. They can only be installed in Square D® Type QO® Load Centers.

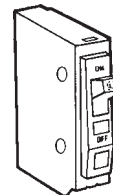
Square D® and QO® are registered trademarks of the Square D Company.

### FOR USE ONLY IN SQUARE D® QO®

- 3 Position Trip
- One Year Warranty
- HACR Rated 15-60 amps
- SWD Rated 15 and 20 amps, single-pole

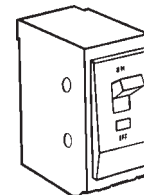
Locke#	Amps	Challenger Catalog Number	Replaces Square D® Catalog Number
P4674	15 amp	CHQ155	Q0155
P4675	20 amp	CHQ120	Q0120
P6350	20 amp	CHQ120GF	Q0120GFI
P4676	30 amp	CHQ130	Q0130
P6351	30 amp	CHQ130GF	Q0130GFI
P4677	40 amp	CHQ140	Q0140
P4678	50 amp	CHQ150	Q0150
P4679	15 amp	CHQ215	Q0215
P4680	20 amp	CHQ220	Q0220
P6352	20 amp	CHQ220GF	Q0220GFI
P6346	25 amp	CHQ225	Q0225
P4681	30 amp	CHQ230	Q0230
P6353	30 amp	CHQ230GF	Q0230GFI
P6347	35 amp	CHQ235	Q0235
P4682	40 amp	CHQ240	Q0240
P6348	45 amp	CHQ245	Q0245
P4683	60 amp	CHQ250	Q0250
P6355	50 amp	CHQ250GF	Q0250GFI
P4684	60 amp	CHQ260	Q0260

## E.T.N | Cutler-Hammer SQUARE D® SINGLE POLE, 1 SPACE, QO® CIRCUIT BREAKER WITH VISI-TRIP® INDICATOR



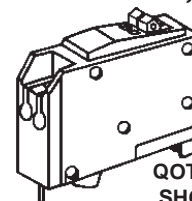
Locke#	Rating
P1500 QO115C	1 Pole, 15Amp
P1501 QO120C	1 Pole, 20Amp
P1502 QO130L	1 Pole, 30Amp

## SQUARE D® 2 POLE, 2 SPACES QO® CIRCUIT BREAKER WITH VISI-TRIP® INDICATOR



Locke#	Rating
P1503 QO220C	2 Pole 20A
P1504 QO230C	2 Pole 30A
P1505 QO240C	2 Pole 40A
P1506 QO250C	2 Pole 50A
P1507 QO260C	2 Pole 60A
P1508 QO2100	2 Pole 100A

## SQUARE D® TWIN CIRCUIT BREAKERS QO® TANDEM CIRCUIT BREAKER 2-SINGLE POLES, 1 SPACE



Locke#	Rating
P1509 QOT2020	1 Pole Twin 20A (New Style)

P / ELECTRIC

# LOAD CENTER CIRCUIT BREAKERS

## EATON | Cutler-Hammer CUTLER-HAMMER CL BREAKERS

Have been classified by UL  
for use "in the following

loadcenters:

Crouse - Hinds


General Electric

ITE / Siemens

Murray

Thomas & Betts

Square D Homeline



Locke#	Model#	DESCRIPTION
P1316	CL115	1P 15A
P1317	CL120	1P 20A
P1318	CL220	2P 20A
P1319	CL230	2P 30A
P1320	CL240	2P 40A
P1321	CL250	2P 50A
P1322	CL115AF	1P 15A Arc Fault
P1323	CL120AF	1P 20A Arc Fault
P1324	CL120GF	1P 20A GFCI

## SQUARE D® TYPE HOM®



Locke#	Model#	DESCRIPTION
P6901	HOM115	1 Pole 15a Homeline
P6902	HOM120	1 Pole 20a Homeline
P6907	HOMT2020	2 Pole 20a TWIN Homeline
P6903	HOM220	2 Pole 20a Homeline
P6904	HOM230	2 Pole 30a Homeline
P6905	HOM240	2 Pole 40a Homeline
P6906	HOM250	2 Pole 50a Homeline
P6915	HOM260	2 Pole 60a Homeline
P6916	HOM2100	2 Pole 100a Homeline

## EATON | Cutler-Hammer BAB TYPE BOLT-ON CIRCUIT BREAKERS

### Single Pole 120/240 Volts AC



Locke#	Model#	DESCRIPTION
P3083	BAB-1020	20 Amp
P3084	BAB-1030	30 Amp

### Two Pole 120/240 Volts AC



Locke#	Model#	DESCRIPTION
P3081	BAB2020	20A
P3085	BAB2030	30A
P3086	BAB2040	40A
P5350	BAB2050	50A
P6365	BAB2060	60A
P6366	BAB2100	100A

### Three Pole 240 Volts AC



Locke#	Model#	DESCRIPTION
P5059	BAB-3020H	20A
P3087	BAB-3030H	30A
P3088	BAB-3040H	40A
P3089	BAB-3050H	50A
P6367	BAB-3060H	60A
P6368	BAB-3100H	100A

## EATON | Cutler-Hammer REPLACEMENT FOR PUSHMATIC CIRCUIT BREAKERS




Locke#	Model#	DESCRIPTION
P6908	UBIP115	1 Pole 15 Amp Pushmatic Replacement
P6909	UBIP120	1 Pole 20 Amp Pushmatic Replacement
P6913	UBIP2020	20 Amp TWIN Pushmatic Replacement
P6910	UBIP220	2 Pole, 20A Pushmatic Replacement
P6911	UBIP230	2 Pole, 30A Pushmatic Replacement
P6912	UBIP240	2 Pole, 40A Pushmatic Replacement
P6917	UBIP250	2 Pole, 50A Pushmatic Replacement
P6918	UBIP260	2 Pole, 60A Pushmatic Replacement

## Q LINE PLUG-IN CIRCUIT BREAKERS

### SINGLE POLE


Type THQP  
½" Module



Locke#	Model#	DESCRIPTION
P3435	THQP115	15 Amp 120/240VAC
P3436	THQP120	20 Amp 120/240VAC
P3437	THQP130	30 Amp 120/240VAC

### TWO POLE 1"


Type THQP  
1" Module  
TWO POLE: Incorporates  
Internal Common Trip Bar



Locke#	Model#	DESCRIPTION
P3438	THQP220	20 Amp 120/240VAC
P3439	THQP230	30 Amp 120/240VAC
P3440	THQP240	40 Amp 120/240VAC
P3441	THQP250	50 Amp 120/240VAC

### TWO POLE 2"

Type THQP  
2" Module  
TWO POLE: Incorporates  
Internal Common Trip Bar



Locke#	Model#	DESCRIPTION
P3442	THQL2160	60 Amp 120/240VAC
P3443	THQL2100	100 Amp 120/240VAC



## E.T.N | Cutler-Hammer METER PACK

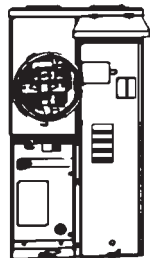
Main Lugs Required. Use P5056 or P5057  
1 Per Phase & Neutral  
Single Phase, 3 Wire, 120/240  
Volts AC  
For use with Plug-On Tenant  
Mains  
125 & 200 Amp Meter  
Stations, Ringless.  
Underground Only



### Locke#

- P3052** 1MP2122RRL 2 Meter Stations  
125 Amp Main  
use **P0162** or **P0163** breaker
- P3053** 1MP4124RRL 4 Meter Stations  
125 Amp Main  
use **P0162** or **P0163** breaker
- P6645** 1MP6126RRL 6 Meter Stations  
125 Amp Main  
use **P0162** or **P0163** breaker
- P6791** 1MP6206RRL 6 Meter Stations  
200 Amp Main  
use **P6026** or **P6027** breaker
- P6361** 1MP4206RRL 4 Meter Stations  
200 Amp Main  
use **P6026** or **P6027** breaker
- P6362** 1MP2204RRL 2 Meter Stations  
200 Amp Main  
use **P6026** or **P6027** breaker

## E.T.N | Cutler-Hammer METER/PANEL COMBINATION 1P-100A, 1P-200A




Main Breaker Factory  
Installed  
Single Phase, 3 Wire,  
120/240 Volts AC  
10,000 AIC, NEMA 3R, Ring  
Style

### Locke#

- P3056** MBE48B200BTS 4/8, 2/4  
**200A Main Ampacity**
- P2721** MBEB200BTS **200A** Main  
breaker included, 10KAIC, No  
Distribution
- P5949** MBT48B150BTS **150A**, 4/8  
Meter Breaker, Overhead Or  
Underground Feed
- P5948** MBE1224B100BTS **100A**,  
12/24 Meter Breaker, OH/UG.
- P5951** MBT48B200BTS **200A**, 4/8  
Meter Breaker, OH/UG
- P5953** MBT48B125BTS **125A**, 4/8  
Meter Breaker, OH/UG

## E.T.N | Cutler-Hammer METER-BREAKER



**P5511**

**P6285**

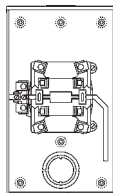
Single Phase, 3 Wire, 120/240, 120/208 Volts  
AC  
10,000 AIC, NEMA 3R, Rainproof, with Hub  
Provisions- Overhead or Underground  
Service. Order Main Breaker Separately

Locke#

	1 Pole	2 Pole
	BR/BD	BR/BD

- P5511** MBE24L125BTS 2/4 1/2  
**125A** Main Ampacity, MLO, AIC  
Dependent, No Main
- P6285** MBE816P200BTS  
**200A**  
Uses **P5018** or **P5019** Main,  
Provision for Main, AIC  
Dependent

## E.T.N | Cutler-Hammer METER SOCKET



### Locke#

- P4019** UGTE4213BCH  
200A, 5 Terminal, SM Hub  
Open, OH/UG, 19"x13"x5"

*CoMPare our  
PriCes anD  
save!  
WhY PaY MoRe?*

## E.T.N | Cutler-Hammer MECHANICAL LUG KITS FOR METER PACKS Cu/Al, 1 Per Package

### Locke#

- P5056** IMPLK1 (2) #2/0-250 MCM,  
or (1) #6-600 MCM per O & N
- P5057** IMPLK3 (2) 250 - 500  
MCM per O & N

## E.T.N | Cutler-Hammer LABELS FOR LOADCENTERS

### Locke#

- P6857** BRMS circuit ID strip

## E.T.N | Cutler-Hammer SCREWS FOR LOADCENTERS

### Locke#

- P6856** LCCSCS 6 pk screws for  
loadcenter cover

## E.T.N | Cutler-Hammer CIRCUIT DIRECTORY FOR BR LOADCENTER

### Locke#

- P0148** TCD 4 in x 4 in x .5 in,  
adhesive backed

## E.T.N | Cutler-Hammer SPA PANEL GFCI BREAKER



### Locke#

- P4342** CH60SPA Spa Panel with  
2P60 GFCI Breaker
- P6884** CH50SPA Spa Panel with  
50A CH GFCI Breaker





## Locke Supply/ Eaton Electrical Panelboard Stocking Program.

**QUESTIONS THAT MUST  
BE ANSWERED BEFORE  
QUOTING A PANELBOARD  
FROM STOCK.**

**Ampere Rating?**

**Main Breaker or Main Lug?**

**Top Feed or Bottom Feed?**

**Single Phase or 3 Phase?**

**Voltage?**

**Aluminum or Copper Bus?**  
(We stock Aluminum; Copper is Special Order)

**Branch Breakers?**

**Sub-Feed Breaker or Lugs?**

**NEMA 1 Indoor or NEMA 3R  
Outdoor Enclosure?**

**If NEMA 1; Surface or Flush Trim?**

**Service Entrance Rated?**

**Interrupting Capacity (AIC)?**  
(If an AIC rating larger than we stock is required the panel must be custom built)

**System Rating (AIC) Fully Rated  
or Series Rated?**



### EATON | Cutler-Hammer NEMA 1 PANELBOARD ENCLOSURE



Locke#	Model	Dimensions
P1559	EZB2036RBS	20x36" Panelboard Enclosure Nema 1
P1660	EZB2042RBS	20x42" Panelboard Enclosure Nema 1
P1661	EZB2048RBS	20x48" Panelboard Enclosure Nema 1
P1662	EZB2060RBS	20x60" Panelboard Enclosure Nema 1
P1663	EZB2072RBS	20x72" Panelboard Enclosure Nema 1
P1664	EZB2090RBS	20x90" Panelboard Enclosure Nema 1

### EATON | Cutler-Hammer NEMA 1 TRIMS



Locke#	Model	Dimensions
P8531	EZT2036S	36" Surface Mount Panelboard Trim
P8532	EZT2036F	36" Flush Mount Panelboard Trim
P8533	EZT2048S	48" Surface Mount Panelboard Trim
P8534	EZT2048F	48" Flush Mount Panelboard Trim
P8535	EZT2060S	60" Surface Mount Panelboard Trim
P8536	EZT2060F	60" Flush Mount Panelboard Trim
P8537	EZT2072S	72" Surface Mount Panelboard Trim
P8538	EZT2072F	72" Flush Mount Panelboard Trim

### EATON | Cutler-Hammer NEMA 3R ENCLOSURES

Locke#	Model	Dimensions
P8539	GWP2036PR	36" Nema 3R Panelboard Enclosure
P8540	GWPBQ2048PR	48" Nema 3R Panelboard Enclosure
P8592	GWPBQ2060PR	60" Nema 3R Panelboard Enclosure
P8541	GWPBQ2072PR	72" Nema 3R Panelboard Enclosure

### EATON | Cutler-Hammer PANELBOARD INTERIORS



**(ALUMINUM BUS  
ONLY; COPPER BUS  
SPECIAL ORDER)**

Locke#	Model	Dimensions
P8520	PRL1A1100X18A	1 PH 100A 240V 18 Circuit Interior
P8521	PRL1A1225X30A	1 PH 225A 240V 30 Circuit Interior
P8522	PRL1A1225X42AS	1 PH 225A 240V 42 Circuit Interior Short *
P8523	PRL1A1400X42A	1 PH 400A 240V 42 Circuit Interior
P8524	PRL1A3100X18A	3 PH 100A 120/208V or 120/240V B Phase Hi Leg 18 Circuit Interior
P8525	PRL1A3225X30A	3 PH 225A 120/208V or 120/240V B Phase Hi Leg 30 Circuit Interior
P8526	PRL1A3225X42AS	3 PH 225A 120/208V or 120/240V B Phase Hi Leg 42 Circuit Interior Short*
P8527	PRL1A3225X42A	3 PH 225A 120/208V or 120/240V B Phase Hi Leg 42 Circuit Interior
P8528	PRL1A3400X42A	3 PH 400A 120/208V or 120/240V B Phase Hi Leg 42 Circuit Interior
P8578	PRL2A3100X18A	3 PH 100A 480V 18 Circuit Interior
P8579	PRL2A3225X30A	3 PH 225A 480V 30 Circuit Interior
P8529	PRL2A3225X42AS	3 PH 225A 480V 42 Circuit Interior Short *
P8530	PRL2A3400X42A	3 PH 400A 480V 42 Circuit Interior

\* Will Not Accept Sub-Feed Lugs or Bottom Feed Breakers

**P / ELECTRIC**

**EATON | Cutler-Hammer  
MAIN OR SUB-FEED  
BREAKER KITS**

Locke#	
<b>P8542</b>	BKED100T 100A 240V 2 or 3 Pole Top Feed Main Breaker Kit 65K AIC
<b>P8543</b>	BKED125T 125A 240V 2 or 3 Pole Top Feed Main Breaker Kit 65K AIC
<b>P8544</b>	BKED150T 150A 240V 2 or 3 Pole Top Feed Main Breaker Kit 65K AIC
<b>P8545</b>	BKED200T 200A 240V 2 or 3 Pole Top Feed Main Breaker Kit 65K AIC
<b>P8546</b>	BKED225T 225A 240V 2 or 3 Pole Top Feed Main Breaker Kit 65K AIC
<b>P8547</b>	BKED200B 200A 240V 2 or 3 Pole Bottom Feed Main Breaker Kit 65K AIC
<b>P8548</b>	BKED225B 225A 240V 2 or 3 Pole Bottom Feed Main Breaker Kit 65K AIC
<b>P8549</b>	BKFD100T 100A 480V 2 or 3 Pole Top Feed Main Breaker Kit 35K AIC
<b>P8550</b>	BKFD200T 200A 480V 2 or 3 Pole Top Feed Main Breaker Kit 35K AIC
<b>P8551</b>	BKFD225T 225A 480V 2 or 3 Pole Top Feed Main Breaker 35K AIC
<b>P8552</b>	BKFD200B 200A 480V 2 or 3 Pole Bottom Feed Main Breaker Kit 35K AIC
<b>P8553</b>	BKFD225B 225A 480V 2 or 3 Pole Bottom Feed Main Breaker Kit 35K AIC
<b>P8554</b>	BKGD400T 400A 240/480V 2 or 3 Pole Top Feed Main Breaker Kit 35K AIC
<b>P8555</b>	BKGD400B 400A 240/480V 2 or 3 Pole Bottom Feed Main Breaker Kit 35K AIC

**EATON | Cutler-Hammer  
MAIN OR SUB-FEED LUG  
KITS**

Locke#	
<b>P8556</b>	LUGKIT100 100A 2 or 3 Pole Lug Kit
<b>P8557</b>	LUGKIT225 225A 2 or 3 Pole Lug Kit
<b>P8558</b>	LUGKIT400 400A 2 or 3 Pole Lug Kit

**EATON | Cutler-Hammer  
SERVICE ENTRANCE  
KITS**

Locke#	
<b>P8559</b>	SEK1/2 Service Entrance Kit For 100A-225A Panelboards
<b>P8560</b>	SEK4/6 Service Entrance Kit For 400A Panelboards

**EATON | Cutler-Hammer  
BRANCH CIRCUIT  
BREAKERS  
120/208V OR 120/240V B PHASE HI  
LEG**

Locke#	
<b>P3083</b>	BAB1020 1 Pole 20A Bolt On Breaker 10K AIC
<b>P8561</b>	BAB1015 1 Pole 15A Bolt On Breaker 10K AIC
<b>P3084</b>	BAB1030 1 Pole 30A Bolt On Breaker 10K AIC
<b>P3081</b>	BAB2020 2 Pole 20A Bolt On Breaker 10K AIC
<b>P3085</b>	BAB2030 2 Pole 30A Bolt On Breaker 10K AIC
<b>P8562</b>	BAB2035 2 Pole 35A Bolt On Breaker 10K AIC
<b>P3086</b>	BAB2040 2 Pole 40A Bolt On Breaker 10K AIC
<b>P8563</b>	BAB2045 2 Pole 45A Bolt On Breaker 10K AIC
<b>P5350</b>	BAB2050 2 Pole 50A Bolt On Breaker 10K AIC
<b>P6365</b>	BAB2060 2 Pole 60A Bolt On Breaker 10K AIC
<b>P6366</b>	BAB2100 2 Pole 100A Bolt On Breaker 10K AIC
<b>P5059</b>	BAB3020H 3 Pole 20A Bolt On Breaker 10K AIC
<b>P3087</b>	BAB3030H 3 Pole 30A Bolt On Breaker 10K AIC
<b>P3088</b>	BAB3040H 3 Pole 40A Bolt On Breaker 10K AIC
<b>P3089</b>	BAB3050H 3 Pole 50A Bolt On Breaker 10K AIC
<b>P6367</b>	BAB3060H 3 Pole 60A Bolt On Breaker 10K AIC
<b>P6368</b>	BAB3100 3 Pole 100A Bolt On Breaker 10K AIC

**EATON | Cutler-Hammer  
BRANCH CIRCUIT  
BREAKERS  
277/480V**

Locke#	
<b>P8564</b>	GHQ1020 1 Pole 20A Bolt On Breaker 14K AIC
<b>P8565</b>	GHB2020 2 Pole 20A Bolt On Breaker 14K AIC
<b>P8566</b>	GHB2030 2 Pole 30A Bolt On Breaker 14K AIC
<b>P8567</b>	GHB2040 2 Pole 40A Bolt On Breaker 14K AIC
<b>P8568</b>	GHB2050 2 Pole 50A Bolt On Breaker 14K AIC
<b>P8569</b>	GHB2060 2 Pole 60A Bolt On Breaker 14K AIC
<b>P8570</b>	GHB2100 2 Pole 100A Bolt On Breaker 14K AIC
<b>P8571</b>	GHB3020 3 Pole 20A Bolt On Breaker 14K AIC
<b>P8572</b>	GHB3030 3 Pole 30A Bolt On Breaker 14K AIC
<b>P8573</b>	GHB3040 3 Pole 40A Bolt On Breaker 14K AIC
<b>P8574</b>	GHB3050 3 Pole 50A Bolt On Breaker 14K AIC
<b>P8575</b>	GHB3060 3 Pole 60A Bolt On Breaker 14K AIC
<b>P8576</b>	GHB3100 3 Pole 100A Bolt On Breaker 14K AIC



**P  
/ ELECTRIC**

# MOTOR CONTROL S & pARTS

## E.T.N | Cutler-Hammer MOTOR STARTER



120v Coil  
3-phase Magnetic Freedom Series

### Locke#

<b>P2895</b>	ECN05A1AAA	00 Motor Starter
<b>P2896</b>	ECN0501AAA	0 Motor Starter
<b>P2897</b>	ECN0511AAA	1 Motor Starter
<b>P2898</b>	ECN0521AAA	2 Motor Starter
<b>P2899</b>	ECN0531AAA	3 Motor Starter

## E.T.N | Cutler-Hammer COVER MOUNTED CONTROLS



Fig. 1



Fig. 2

### Locke#

<b>P2900</b>	C400GK3	Hand Off Auto Kit (Fig. 1)
<b>P2901</b>	C400GK1	Start Stop Kit (Fig. 1)
<b>P2902</b>	C400T3	Flush Mount Start Button (Fig. 2)

## E.T.N | Cutler-Hammer START STOP STATION



### Locke#

<b>P2903</b>	10250H5200	Nema 1 Start Stop Station
--------------	------------	---------------------------

## E.T.N | Cutler-Hammer COIL FOR STARTERS

### Locke#

<b>P2918</b>	9-2703-1	120V Coil for size 1-2 Starter
<b>P2919</b>	9-2703-2	240V Coil for size 1-2 Starter
<b>P2920</b>	9-2703-3	480V Coil for size 1-2 Starter
<b>P2921</b>	9-2756-1	120V Coil for size 3 Starter

## E.T.N | Cutler-Hammer PUMP PANEL

3-phase Magnetic Freedom Series



### Locke#

<b>P2904</b>	ECN5412AAC	30A Size 1 Pump Panel 120v
<b>P2905</b>	ECN5422AAE	60A Size 2 Pump Panel 120v
<b>P2906</b>	ECN5432AAG	100A Size 3 Pump Panel 120v
<b>P1680</b>	ECN5412CAC6	30A Size 1 Pump Panel 480v
<b>P1681</b>	ECN5422CAE6	60A Size 3 Pump Panel 480v
<b>P1682</b>	ECN5432CAG	100A Size 3 Pump Panel 480v

## E.T.N | Cutler-Hammer CONTROL TRANSFORMER



240/480 PRI  
120 SEC, Type MTE

### Locke#

<b>P2909</b>	C0050E2A	50VA Transformer
<b>P2910</b>	C0100E2A	100VA Transformer

## E.T.N | Cutler-Hammer BREAKER LOCK OFF



### Locke#

<b>P6286</b>	BHLW1	1 Pole Breaker Lock Off
<b>P6287</b>	BHLW2	2 Pole Breaker Lock Off

## E.T.N | Cutler-Hammer PADLOCKABLE BREAKER LOCK



### Locke#

<b>P0293</b>	BRLW	Padlockable breaker lock
--------------	------	--------------------------

## E.T.N | Cutler-Hammer HEATER SELECTION TABLE

Locke Code	Vendor Code	AMPERAGE				Starter Size
		A	B	C	D	
<b>P2925</b>	H2006B-3	1.79	2.16	2.53	2.9	00-2
<b>P2926</b>	H2008B-3	3.23	3.9	4.56	5.23	00-2
<b>P2927</b>	H2009B-3	4.55	5.5	6.45	7.4	00-2
<b>P2928</b>	H2010B-3	6.75	8.17	9.59	11	00-2
<b>P2929</b>	H2011B-3	9.14	10.8	12.4	14	00-2
<b>P2930</b>	H2012B-3	14	16.9	19.9	22.8	00-2
<b>P2931</b>	H2013B-3	18.7	22.7	26.7	30.7	00-2
<b>P2932</b>	H2014B-3	23.5	28.5	33.5	38.5	00-2
<b>P2933</b>	H2015B-3	29	34	39.1	44.1	2
<b>P2934</b>	H2016B-3	39.6	45.5	51.5	57.4	2
<b>P2935</b>	H2017B-3	53.9	60.9	67.9	74.9	2
<b>P2942</b>	H2021-3	45.7	51.2	56.7	62.1	3
<b>P2943</b>	H2022-3	62.2	69.7	77.1	84.6	3

## E.T.N | Cutler-Hammer BOLT-ON HUBS



NEW STYLE

For Cutler Hammer, Power Master, Safety Switches or 125 Amp NEMA 3R Panels

### Locke#

<b>P5026</b>	DS075H1	¾" Bolt-On Hub
<b>P5027</b>	DS100H1	1" Bolt-On Hub
<b>P5028</b>	DS125H1	1¼" Bolt-On Hub
<b>P5029</b>	DS150H1	1½" Bolt-On Hub
<b>P5030</b>	DS200H1	2" Bolt-On Hub
<b>P5031</b>	DS200H2	2" Hub for <b>200 Amp Panels</b>
<b>P5032</b>	DS250H2	2½" Bolt-On Hub for <b>200 Amp+ Panels</b>
<b>P5093</b>	DS300H2	3" Bolt-On Hub for <b>200 Amp+ Panels</b>

## E.T.N | Cutler-Hammer BOLT-ON HUBS



OLD STYLE

For 2, 4, 6, and 8 circuit panels and meter breaker panels

Locke#	Conduit Size
<b>P0285</b>	RH75 ¾" Bolt-On Hub
<b>P0286</b>	RH100 1" Bolt-On Hub
<b>P0287</b>	RH125 1¼" Bolt-On Hub
<b>P0288</b>	RH150 1½" Bolt-On Hub
<b>P0289</b>	RH200 2" Bolt-On Hub

P / ELECTRIC



# LOAD CENTER ACCESSORIES

## EATON | Cutler-Hammer MAIN LUG



For 225 Ampere Max.  
Load center

Locke#

P5034 BRL200 200 Amp 2 Pole

## EATON | Cutler-Hammer LUG BLOCK



Locke#

P5035 BRSF125 125 Amp

P5036 BRS225 225 Amp, 2 Pole

## EATON | Cutler-Hammer 3 POLE LUG BLOCK



Locke#

P5061 3BRSF150 150A #14-#2/0 Cu,  
or #8-#3/0 Al

P5037 3BRS225 225A #14-#2/0 Cu,  
or #8-#3/0 Al

## EATON | Cutler-Hammer 3/0 ADD-A-LUG

Add-on neutral or Ground Lug

Locke#

P1376 NL30 Neutral or Ground Lug

## EATON | Cutler-Hammer SOLID NEUTRAL KIT For Safety Switches



Locke#

P0225 DS400NK For P0224 & P0223

P3073 DG200NK For P3071 & P3072

## EATON | Cutler-Hammer MECHANICAL INTERLOCK FOR BR BREAKERS



Intended to lock out a BR  
style Main Breaker when  
backfeeding a BR style  
breaker from a generator.

**Will not work with 150A and  
200A BW style Main Breakers!**

Locke#

P0291 BRML BR Interlock

## EATON | Cutler-Hammer DOOR LOCK FOR BR & CH LOADCENTERS



Locke#

P0292 TDL Door lock for BR & CH

## EATON | Cutler-Hammer GROUND BAR



Locke#

P6288 GBK5 5 Count

P5022 GBK10 10 Count

P5023 GBK14 14 Count

P6290 GBK1420 14 Count

P6291 GBK2120 20 Count

P6296 17-21110 125A Neutral Base,  
2 Needed Per Ground Bar

P6297 17-21109 225A Neutral Base,  
2 Needed Per Ground Bar

## EATON | Cutler-Hammer BR TYPE HANDLE TIE BAR



Type BR

Locke#

P0290 BHT Handle Tie Bar

## EATON | Cutler-Hammer FILLER PLATE



Locke#

P0940 BRFP Filler Plate for 1 Type  
BR 1" Space

P1346 CHFP Filler Plate for 1 Type  
CH 3/4" Space

## EATON | Cutler-Hammer CIRCUIT BREAKER HOLD DOWN KIT

Locke#

P5024 BRHDK125 150/200A Kit

P5025 BREQS125 125A Kit



## ARC WARNING LABEL

**Warning**  
Potential Arc-Flash  
hazards exist while  
working on this  
energized equipment

Locke#

P5433 VL-7 Arc Flash labels, 2 per

## EATON | Cutler-Hammer 3PH 480V TP-1 DELTA TRANSFORMERS



Aluminum Windings

Locke#

P8502 V48M28T45EE 45 KVA NEMA  
1, 3 Phase, 4B0D x 208Y1120.

P8503 V48M28T75EE 75 KVA NEMA  
1, 3 Phase, 480D x 208Y1120.

P8504 V48M28T12EE 112 KVA  
NEMA 1, 3 Phase, 480D x  
208Y1120.

P8506 V48M28T15EE 15 KVA NEMA  
1, 3 Phase, 480D x 208Y1120.

P8507 V48M28T30EE 30 KVA NEMA  
1, 3 Phase, 480D x 208Y1120.

P9907 WS38 15, 30, & 45 KVA  
Weather Shield For N3R Rating

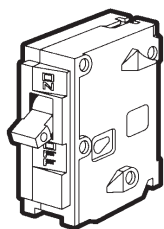
P9908 WS39 75 KVA Weather  
Shield For N3R Rating

P9909 WS19 112 KVA Weather  
Shield For N3R Rating



# CIRCUIT BREAKERS

## SIEMENS TYPE Q PLUG ON CIRCUIT BREAKERS

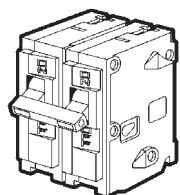


TYPE Q 120/240 Volts AC  
10,000A IR

### 1 Pole Breakers 1" Per Breaker

**Locke#**

P5168	Q115	15 Amp
P5169	Q120	20 Amps
P5170	Q130	30 Amps



### 2 Pole Breakers 2" Per Breaker

**Locke#**

P5174	Q220	20 Amps
P5175	Q230	30 Amps
P5176	Q240	40 Amps
P5177	Q250	50 Amps
P5178	Q260	60 Amps
P5187	Q2100	100 Amps
P5188	Q2125	125 Amps

## SIEMENS COMBINATION ARC FAULT BREAKERS



Detects all three possible types of arc fault: line-to-ground, line-to-neutral and series

**Locke#**

P6798	Q115AFC	15A, 1P Comb AFCI
P6799	Q120AFC	20A, 1P Comb AFCI

## SIEMENS TYPE Q PLUG ON CIRCUIT BREAKERS



120/240 Volts AC, 10,000A IR 2" Per Breaker,  
(CT= Common Trip)

**Locke#**

P5189	Q22020	2-2 Pole 20 Amp
P5190	Q23030	2-2 Pole 30 Amp
P5191	Q24030	1-2 Pole 30A - 1-2 Pole 40A
P5193	Q22030CT	2-1 Pole 20A - 1-2 Pole 30A
P5194	Q22040CT	2-1 Pole 20A - 1-2 Pole 40A
P5195	Q22050 CT	2-1 Pole 20A - 1-2 Pole 50A

## SIEMENS 1 POLE ARC FAULT BREAKER



**Locke#**

P6756	Q115AF	15A, 1P ARC Fault
P6757	Q120AF	20A, 1P ARC Fault

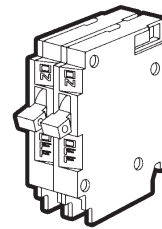
## SIEMENS PLUG ON BREAKER CROSSOVER



**Locke#**

P5198	QN2200R	200 Amp Main Circuit Breaker
-------	---------	------------------------------

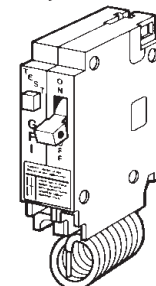
## SIEMENS DUAL 1 POLE BREAKER 1" PER BREAKER



**Locke#**

P5184	Q2020	20 Amps
P5186	Q2020NC	Non-Interchangeable

## SIEMENS GFCI CIRCUIT BREAKERS TYPE QF 120/240 VOLTS AC 10,000A IR



### 1 POLE BREAKERS 1" PER BREAKER

**Locke#**

P5217	QF120	20 Amp, 1 Pole, 1" Per Breaker, Type QF
-------	-------	---

### 2 POLE BREAKERS 2" PER BREAKER

**Locke#**

P6602	QF260	60 Amp, 2 Pole, 1" Per Breaker, Type QF
-------	-------	---

## SIEMENS 277/480V BRANCH BREAKERS

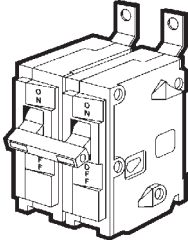
**Locke#**

P5797	BQD3203	3 Pole 20 Amp Breaker 480V
P5800	BQD3503	3 Pole 50 Amp Breaker 480V
P5803	BQD3100	3 Pole 100 Amp Breaker 480V

P / ELECTRIC

## SIEMENS

### BOLT-ON CIRCUIT BREAKERS TYPE B 120/240 VOLTS AC 10,000A IR



#### 1 POLE BREAKERS 1" PER BREAKER

**Locke#**

<b>P5208</b>	B120	20 Amp, 1 Pole, 1" Per Breaker, Type B
<b>P5209</b>	B130	30 Amp, 1 Pole, 1" Per Breaker, Type B

#### 2 POLE BREAKERS 2" PER BREAKER

**Locke#**

<b>P5210</b>	B230	30 Amp, 2 Pole, 2" Per Breaker, Type B
<b>P5211</b>	B240	40 Amp, 2 Pole, 2" Per Breaker, Type B

#### 3 POLE BREAKERS 3" PER BREAKER

**Locke#**

<b>P5212</b>	B320	20 Amp, 3 Pole, 3" Per Breaker, Type B
<b>P5213</b>	B330	30 Amp, 3 Pole, 3" Per Breaker, Type B
<b>P5214</b>	B340	40 Amp, 3 Pole, 3" Per Breaker, Type B
<b>P5215</b>	B350	50 Amp, 3 Pole, 3" Per Breaker, Type B

## SIEMENS

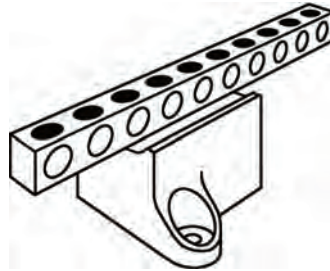
### 120/240V 120/208V BRANCH BREAKERS

**Locke#**

<b>P5816</b>	B220	2 Pole 20 Amp Breaker 208/240V
<b>P5817</b>	B250	2 Pole 50 Amp Breaker 208/240V
<b>P5818</b>	B260	2 Pole 60 Amp Breaker 208/240V
<b>P5823</b>	B310	3 Pole 100 Amp Breaker 208/240V



### ALUMINUM ISOLATED GROUND BAR



7 Tap; 14 to 2/0 awg; 6061.T6 aluminum alloy; 4.61 Inch; 2.31 Inch w x 2.13 Inch

**Locke#**

<b>P5434</b>	GBA20-7	Aluminum isolated ground bar
--------------	---------	------------------------------



### TYPE 1 AND TYPE 3R CONTROL CABINETS Double Door



- Low carbon steel
- Hinged doors

**Locke#**

<b>P3090</b>	MO363616DDCT	NEMA 3R 36x36x16 Double Door Control Cabinet
<b>P3091</b>	MO484816DDCT	NEMA 3R 48x48x16 Double Door Control Cabinet



### LIGHTNING ARRESTERS



CASE DIMENSIONS: 4 1/2" x 2 1/4"

**SPECIFICATIONS**

Type of Design: Silicon Oxide Varistor  
Maximum current: 100,000 amps  
Maximum energy: 1500 joules  
Maximum number of surge: Unlimited  
Response time 1 milliamper test: 5 nanoseconds  
Response time to clamp 10,000 amps: 10 nanoseconds  
Response time to clamp 50,000 amps: 25 nanoseconds  
Leak current at double rated voltage: none  
Leads: 36" #12 3kv Str.  
Case material: PVC  
Nipple: 1/2" Thread  
Lock nut and Washer furnished

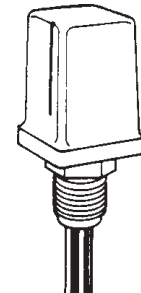
**Locke#**

<b>P1314</b>	LA302R	Lightning Arrester for 110/240 Volt Residential use
<b>P1315</b>	LA603	Arrester for 440-600v 3 Phase, 3 or 4 Wire Service



### SINGLE PHASE LIGHTNING ARRESTER

2 POLE, 3 PHASE



**Locke#**

<b>P4801</b>	AG2401C	120/240 single phase lightning arrester
--------------	---------	---

**Thank You For Your Business!**