



Premium Electrical Products & Accessories



**COMPARE
THE QUALITY**

At **Voltec Power & Lighting**, we know and understand that growth is directly related to new products. We strive to provide new and innovative products that positively impacts your ability to expand your market share and enhance your margins.

As we continue to provide knowledgeable, prompt, efficient and friendly customer service, our goal is to surpass your expectations. Voltec Power & Lighting is where quality and value come together!

Innovative Products

Industry Leader in Custom Products



Breadth of Line




Compare the Quality



Table of Contents

<i>E-ZEELock® Locking Connector</i>	4-6
<i>Outdoor 300V Extension Cords</i>	7-8
<i>Kwik Kustom Extension Cords</i>	8
<i>ALL-FLEX™ Extension Cords</i>	9-10
<i>Outdoor 600V Extension Cords</i>	10
<i>Kustom Kords Extension Cords/Quote Form</i>	11-12
<i>Adapters</i>	13-14
<i>Portable GFCIs</i>	15
<i>Adapters - Quad Box</i>	16
<i>Temporary Power</i>	16-17
<i>Temporary Lighting</i>	18
<i>Wiring Devices</i>	19
<i>Surge/Power Strips</i>	20
<i>Household/Workbench Cords</i>	20
<i>Replacement Cords for Power Tools</i>	21
<i>Range & Dryer Cords</i>	22
<i>Garbage Disposal & AC Power Supply Cords</i>	23
<i>Cord Reels</i>	24
<i>LED Lighting</i>	25-29
<i>Incandescent Worklights</i>	30
<i>Incandescent Trouble Lights with Retractable Reels</i>	31-32
<i>Fluorescent Worklights</i>	32
<i>Halogen Worklights</i>	33
<i>Heavy Duty Halogen Worklights</i>	34
<i>Dusk to Dawn Security Lighting</i>	35-36
<i>Booster Cables</i>	37
<i>RV Adapters/Extension Cords with E-ZEEGRIP™</i>	38-39
<i>RV Planograms</i>	40
<i>RV Adapters</i>	41
<i>RV Adapters, Extension Cords and Power Supply Cords</i>	42
<i>Product Replacement Parts</i>	43
<i>NEMA Chart</i>	44
<i>Glossary</i>	45-49
<i>Wiring Device Cross Reference</i>	50
<i>Regional Warehouse Contact Information</i>	51
<i>Warranty, Return of Goods, & Shipping Policies</i>	52
<i>Index of Parts</i>	53-55

Voltec Power & Lighting Regional Distribution Warehouses

Chino, California
Orlando, Florida
Chicago, Illinois
Newark, New Jersey
Dallas, Texas
Houston, Texas
Seattle, Washington
 See Page 53 for Contact Information



AFFILIATES

The information contained in this catalog is presented solely as a guide to product selection and is reliable to the best of our knowledge. Any printing errors are subject to correction in future releases or reprints of this catalog. Voltec Power & Lighting has taken precautions at the time of publication, to ensure the accuracy of the data and specifications presented herein, but reserves the right to modify, append or change the specifications of any and all products contained within this catalog at any time and without prior notice.

Exclusively from
Voltec Power &
Lighting

E-ZEE LOCK®

LOCKING CONNECTOR



Keeping You Connected
with E-ZEE LOCK®



Locking Your Cord is E-ZEE as 1 ▪ 2 ▪ 3

1



Plug E-ZEE LOCK® Connector into male plug




Extension Cord is Locked

2



Close E-ZEE LOCK® latching mechanism onto the cable of the male plug. (Must attach to the cable, not the male plug)

3



Twist E-ZEE LOCK® to a Locking Fit

- cULus Listed
- Securely connects power cords to stop annoying, unwanted disconnects
- Adds additional locking strength with a nylon arm, which is virtually unbreakable
- Extension cords are available with power indicator light
- Adapters are available with E-ZEELOCK®

JOB SITE TOUGH

COMPARE THE QUALITY

LIMITED LIFETIME WARRANTY

VOLTEC
POWER & LIGHTING





PRO SERIES product





Check out our E-ZEELOCK® visual by video

Outdoor 300V SJTW Extension Cords -40°F to 140°F

 3-Conductor 300V SJTW Extension Cords with E-ZEELOCK™ and Lighted End 										
ITEM PN#	CORD LENGTH	WIRE GAUGE	WIRE TYPE	WIRE COLOR	OUTLETS	PLUG TYPE	RECEPTACLE TYPE	POWER RATING AMPS	WATTS	PACK QTY
05-00111	25ft	14/3	SJTW	Orange/Black	1	5-15P	5-15R	15	1875	12
05-00112	50ft	14/3	SJTW	Orange/Black	1	5-15P	5-15R	15	1875	6
05-00113	100ft	14/3	SJTW	Orange/Black	1	5-15P	5-15R	13	1625	3
05-00105	25ft	12/3	SJTW	Yellow/Blue	1	5-15P	5-15R	15	1875	12
05-00106	50ft	12/3	SJTW	Yellow/Blue	1	5-15P	5-15R	15	1875	4
05-00107	100ft	12/3	SJTW	Yellow/Blue	1	5-15P	5-15R	15	1875	2
05-00118	50ft	10/3	SJTW	Yellow/Black	1	5-15P	5-15R	15	1875	1
05-00119	100ft	10/3	SJTW	Yellow/Black	1	5-15P	5-15R	15	1875	1



All Weather Outdoor 300V SJEOW Extension Cords -58°F to 228°

 3-Conductor 300V SJEOW Extension Cords with E-ZEELOCK® and Lighted End 										
ITEM PN#	CORD LENGTH	WIRE GAUGE	WIRE TYPE	WIRE COLOR	OUTLETS	PLUG TYPE	RECEPTACLE TYPE	POWER RATING AMPS	WATTS	PACK QTY
05-00141	25ft	12/3	SJEOW	Blue	1	5-15P	5-15R	15	1875	12
05-00142	50ft	12/3	SJEOW	Blue	1	5-15P	5-15R	15	1875	4
05-00143	100ft	12/3	SJEOW	Blue	1	5-15P	5-15R	15	1875	2



E-ZEELOCK (continued) **Adapters**
LOCKING CONNECTOR

PRO SERIES product



20 Amp Generator "W" Adapter with Lighted Ends and Clear Plug



ITEM PN#	CORD LENGTH	WIRE GAUGE	WIRE TYPE	WIRE COLOR	OUTLETS	PLUG TYPE	RECEPTACLE TYPE	POWER RATING AMPS	WATTS	PACK QTY
04-00214	2ft	10/4-10/3	STW	Yellow	3	L14-30P	5-20R	20	2500	4
04-00215	2ft	10/3	STW	Yellow	3	TT30P	5-20R	20	2500	4
04-00216	2ft	10/3	STW	Yellow	3	L5-30P	5-20R	20	2500	4
04-00217	2ft	10/3	STW	Yellow	3	L5-20P	5-20R	20	2500	4

See page 14 for detail images.



Locking Plug to U-Ground Connector and U-Ground Plug to Locking Connector



ITEM PN#	CORD LENGTH	WIRE GAUGE	WIRE TYPE	WIRE COLOR	OUTLETS	PLUG TYPE	RECEPTACLE TYPE	POWER RATING AMPS	WATTS	PACK QTY
04-00092	1ft	12/3	STW	Yellow	1	L5-20P	5-15R	15	1875	10
04-00093	1ft	12/3	STW	Yellow	1	5-15P	L5-20R	15	1875	10



Multi-Purpose Cord Lock Adapter Clip Strip



ITEM PN#	CORD LENGTH	WIRE GAUGE	WIRE TYPE	WIRE COLOR	OUTLETS	PLUG TYPE	RECEPTACLE TYPE	POWER RATING AMPS	WATTS	PACK QTY
04-00491	1ft	12/3	STW	Yellow	1	5-15P	5-15R	15	1875	6



- ✓ **Tested for Strength You can Count On!**
- ✓ **Durable Nylon Locking Arm**



- ✓ **Prevents Unwanted Disconnects**



Outdoor 300V SJTW Extension Cords -40°F to 140°F

3-Conductor 300V SJTW Extension Cords




ITEM PN#	CORD LENGTH	WIRE GAUGE	WIRE TYPE	WIRE COLOR	OUTLETS	PLUG TYPE	RECEPTACLE TYPE	POWER RATING AMPS	WATTS	PACK QTY
05-00108	25ft	16/3	SJTW	Yellow	1	5-15P	5-15R	13	1625	12
05-00109	50ft	16/3	SJTW	Yellow	1	5-15P	5-15R	13	1625	12
05-00110	100ft	16/3	SJTW	Yellow	1	5-15P	5-15R	10	1250	6



3-Conductor 300V SJTW Extension Cords with Lighted End



ITEM PN#	CORD LENGTH	WIRE GAUGE	WIRE TYPE	WIRE COLOR	OUTLETS	PLUG TYPE	RECEPTACLE TYPE	POWER RATING AMPS	WATTS	PACK QTY
05-00341	25ft	14/3	SJTW	Orange/Black	1	5-15P	5-15R	15	1875	12
05-00342	50ft	14/3	SJTW	Orange/Black	1	5-15P	5-15R	15	1875	6
05-00343	100ft	14/3	SJTW	Orange/Black	1	5-15P	5-15R	13	1625	3
05-00364	25ft	12/3	SJTW	Yellow/Blue	1	5-15P	5-15R	15	1875	12
05-00365	50ft	12/3	SJTW	Yellow/Blue	1	5-15P	5-15R	15	1875	4
05-00366	100ft	12/3	SJTW	Yellow/Blue	1	5-15P	5-15R	15	1875	2
05-00350	50ft	10/3	SJTW	Yellow/Black	1	5-15P	5-15R	15	1875	1
05-00351	100ft	10/3	SJTW	Yellow/Black	1	5-15P	5-15R	15	1875	1



3-Conductor 300V SJTW Extension Cords with E-ZEELOCK™ and Lighted End



ITEM PN#	CORD LENGTH	WIRE GAUGE	WIRE TYPE	WIRE COLOR	OUTLETS	PLUG TYPE	RECEPTACLE TYPE	POWER RATING AMPS	WATTS	PACK QTY
05-00111	25ft	14/3	SJTW	Orange/Black	1	5-15P	5-15R	15	1875	12
05-00112	50ft	14/3	SJTW	Orange/Black	1	5-15P	5-15R	15	1875	6
05-00113	100ft	14/3	SJTW	Orange/Black	1	5-15P	5-15R	13	1625	3
05-00105	25ft	12/3	SJTW	Yellow/Blue	1	5-15P	5-15R	15	1875	12
05-00106	50ft	12/3	SJTW	Yellow/Blue	1	5-15P	5-15R	15	1875	4
05-00107	100ft	12/3	SJTW	Yellow/Blue	1	5-15P	5-15R	15	1875	2
05-00118	50ft	10/3	SJTW	Yellow/Black	1	5-15P	5-15R	15	1875	1
05-00119	100ft	10/3	SJTW	Yellow/Black	1	5-15P	5-15R	15	1875	1

PRO SERIES product



3-Conductor 300V SJTW Extension Cord with Lighted Power Block



ITEM PN#	CORD LENGTH	WIRE GAUGE	WIRE TYPE	WIRE COLOR	OUTLETS	PLUG TYPE	RECEPTACLE TYPE	POWER RATING AMPS	WATTS	PACK QTY
05-00120	25ft	14/3	SJTW	Orange/Black	3	5-15P	5-15R	15	1875	12
05-00121	50ft	14/3	SJTW	Orange/Black	3	5-15P	5-15R	15	1875	6
05-00122	100ft	14/3	SJTW	Orange/Black	3	5-15P	5-15R	13	1625	3
05-00123	25ft	12/3	SJTW	Yellow/Blue	3	5-15P	5-15R	15	1875	8
05-00124	50ft	12/3	SJTW	Yellow/Blue	3	5-15P	5-15R	15	1875	4
05-00125	100ft	12/3	SJTW	Yellow/Blue	3	5-15P	5-15R	15	1875	2



Outdoor 300V SJTW Extension Cords -40°F to 140°F



3-Conductor 300V SJTW Extension Cord with Locking Connectors



ITEM PN#	CORD LENGTH	WIRE GAUGE	WIRE TYPE	WIRE COLOR	OUTLETS	PLUG TYPE	RECEPTACLE TYPE	POWER RATING		PACK QTY
								AMPS	WATTS	
05-00127	50ft	12/3	SJTW	Yellow	1	L5-20P	L5-20R	20	2500	4
05-00128	50ft	12/3	SJTW	Yellow/Blue	1	L5-20P	L5-20R	20	2500	4
05-00129	100ft	12/3	SJTW	Yellow	1	L5-20P	L5-20R	15	1875	2
05-00130	100ft	12/3	SJTW	Red/Black	1	L5-20P	L5-20R	15	1875	2
05-00131	100ft	12/3	SJTW	Yellow/Blue	1	L5-20P	L5-20R	15	1875	2
05-00333	100ft	10/3	SJTW	Yellow/Black	1	L5-20P	L5-20R	20	2500	1

Kwik Kustom 300V SJTW Extension Cords -40°F to 140°F



Stand Out From The Crowd. Available in stock.



3-Conductor 300V SJTW Color Extension Cords with Lighted End



ITEM PN#	CORD LENGTH	WIRE GAUGE	WIRE TYPE	WIRE COLOR	OUTLETS	PLUG TYPE	RECEPTACLE TYPE	POWER RATING		PACK QTY
								AMPS	WATTS	
05-00114	50ft	12/3	SJTW	FL Green/Black	1	5-15P	5-15R	15	1875	4
05-00116	100ft	12/3	SJTW	FL Green/Black	1	5-15P	5-15R	15	1875	2
05-00115	50ft	12/3	SJTW	Red/Black	1	5-15P	5-15R	15	1875	4
05-00117	100ft	12/3	SJTW	Red/Black	1	5-15P	5-15R	15	1875	2
05-00152	50ft	12/3	SJTW	Pink/Lime Green	1	5-15P	5-15R	15	1875	4
05-00153	100ft	12/3	SJTW	Pink/Lime Green	1	5-15P	5-15R	15	1875	2
05-00158	50ft	12/3	SJTW	Red/White/Blue	1	5-15P	5-15R	15	1875	4
05-00159	100ft	12/3	SJTW	Red/White/Blue	1	5-15P	5-15R	15	1875	2
05-00160	100ft	12/3	SJTW	Red/White/Blue	1	L5-20P	L5-20R	15	1875	2
05-00347	25ft	12/3	SJTW	Blue/Yellow	1	5-15P	5-15R	15	1875	12
05-00348	50ft	12/3	SJTW	Blue/Yellow	1	5-15P	5-15R	15	1875	4
05-00349	100ft	12/3	SJTW	Blue/Yellow	1	5-15P	5-15R	15	1875	2

CORD IDENTITY PREVENTS CORD LOSS.



For more Kustom information see page 11.



Why Voltec's SJEOW is Superior?




ALL-FLEX™ products are uncompromised and provide greater flexibility over a longer working life than most of the other products.


Voltec's ALL-FLEX™ SJEOW extension cords are made to withstand the most extreme conditions. With a temperature rating of -58°F to +228°F this cord can be used in freezing cold winters and sweltering hot summers. Our cords also resist the negative effects of oil, water, weather, abrasion and ozone, while providing a unit that weighs considerably less than rubber cords. Our ALL-FLEX™ products are all cULus listed.




All Weather Outdoor 300V SJEOW Extension Cords -58°F to 228°F

ALL-FLEX™ 3-Conductor 300V SJEOW Extension Cords with Lighted End 										
ITEM PN#	CORD LENGTH	WIRE GAUGE	WIRE TYPE	WIRE COLOR	OUTLETS	PLUG TYPE	RECEPTACLE TYPE	POWER RATING AMPS	WATTS	PACK QTY
05-00134	15ft	16/3	SJEOW	Blue	1	5-15P	5-15R	13	1625	12
05-00135	25ft	16/3	SJEOW	Blue	1	5-15P	5-15R	13	1625	12
05-00136	50ft	16/3	SJEOW	Blue	1	5-15P	5-15R	13	1625	12
05-00137	100ft	16/3	SJEOW	Blue	1	5-15P	5-15R	10	1250	6
05-00361	25ft	14/3	SJEOW	Blue	1	5-15P	5-15R	15	1875	12
05-00362	50ft	14/3	SJEOW	Blue	1	5-15P	5-15R	15	1875	6
05-00363	100ft	14/3	SJEOW	Blue	1	5-15P	5-15R	13	1625	3
05-00358	25ft	12/3	SJEOW	Blue	1	5-15P	5-15R	15	1875	12
05-00359	50ft	12/3	SJEOW	Blue	1	5-15P	5-15R	15	1875	4
05-00360	100ft	12/3	SJEOW	Blue	1	5-15P	5-15R	15	1875	2
05-00356	50ft	10/3	SJEOW	Blue	1	5-15P	5-15R	15	1875	1
05-00357	100ft	10/3	SJEOW	Blue	1	5-15P	5-15R	15	1875	1



ALL-FLEX™ 3-Conductor 300V SJEOW Extension Cords with E-ZEELock™ and Lighted End 										
ITEM PN#	CORD LENGTH	WIRE GAUGE	WIRE TYPE	WIRE COLOR	OUTLETS	PLUG TYPE	RECEPTACLE TYPE	POWER RATING AMPS	WATTS	PACK QTY
05-00141	25ft	12/3	SJEOW	Blue	1	5-15P	5-15R	15	1875	12
05-00142	50ft	12/3	SJEOW	Blue	1	5-15P	5-15R	15	1875	4
05-00143	100ft	12/3	SJEOW	Blue	1	5-15P	5-15R	15	1875	2



ALL-FLEX™ 3-Conductor 300V SJEOW Locking Extension Cords 										
ITEM PN#	CORD LENGTH	WIRE GAUGE	WIRE TYPE	WIRE COLOR	OUTLETS	PLUG TYPE	RECEPTACLE TYPE	POWER RATING AMPS	WATTS	PACK QTY
05-00231	100ft	12/3	SJEOW	Black	1	L5-20P	L5-20R	15	1875	2



All Weather Outdoor 300V SJEOW Extension Cords -58°F to 228°F



3-Conductor 300V SJEOW Extension Cord with Power Block and Lighted End										
ITEM PN#	CORD LENGTH	WIRE GAUGE	WIRE TYPE	WIRE COLOR	OUTLETS	PLUG TYPE	RECEPTACLE TYPE	POWER RATING AMPS	WATTS	PACK QTY
05-00147	25ft	12/3	SJEOW	Blue	3	5-15P	5-15R	15	1875	8
05-00148	50ft	12/3	SJEOW	Blue	3	5-15P	5-15R	15	1875	4
05-00149	100ft	12/3	SJEOW	Blue	3	5-15P	5-15R	15	1875	2

All Weather Outdoor 600V SEOW Extension Cords -58°F to 228°F



3-Conductor 600V SEOW Locking Extension Cords										
ITEM PN#	CORD LENGTH	WIRE GAUGE	WIRE TYPE	WIRE COLOR	OUT-LETS	PLUG TYPE	RECEPTACLE TYPE	POWER RATING AMPS	WATTS	PACK QTY
06-00180	50ft	10/3	SEOW	Black	1	L6-30P	L6-30R	30	7500	1
06-00181	100ft	10/3	SEOW	Black	1	L6-30P	L6-30R	25	6250	1

Outdoor 600V STW Extension Cords -40°F to 140°



3-Conductor 600V STW Extension Cords										
ITEM PN#	CORD LENGTH	WIRE GAUGE	WIRE TYPE	WIRE COLOR	OUTLETS	PLUG TYPE	RECEPTACLE TYPE	POWER RATING AMPS	WATTS	PACK QTY
06-00162	50ft	12/3	STW	Yellow	1	5-15P	5-15R	15	1875	2
06-00163	100ft	12/3	STW	Yellow	1	5-15P	5-15R	15	1875	2



3-Conductor 600V STW Locking Extension Cords										
ITEM PN#	CORD LENGTH	WIRE GAUGE	WIRE TYPE	WIRE COLOR	OUTLETS	PLUG TYPE	RECEPTACLE TYPE	POWER RATING AMPS	WATTS	PACK QTY
06-00167	50ft	12/3	STW	Yellow	1	L5-20P	L5-20R	20	2500	2
06-00168	100ft	12/3	STW	Yellow	1	L5-20P	L5-20R	15	1875	2

Customized Cords

CORD IDENTITY PREVENTS CORD LOSS

Customize and Tailor Fit Your Extension Cord to Benefit Your Need.

- Advertise your Company Name.
- Prevent Loss of cords from jobsite.
- Identify a color or stripe to a specific length and gauge.
- Provide a safe work area with high visibility colors.

Choose from many Custom Colors

- Customize a color to meet your preference.
- Company Colors
- Personal Choice

Choose from Single or Double Striping

- Clearly add identification to cords with striping.
- The color and stripe combinations are endless.
- Single stripe
- DOUBLE stripe

Choose to Personalize and Advertise with Custom Identification

- Keep cords on the jobsite. Choose from a standard indent wheel or ink printed.
- Company Name & Phone No.
- "Property of ABC"

Choose Custom Logo Cords

- Add your company logo or pattern*

* Call for additional information.

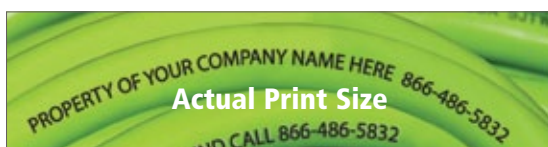

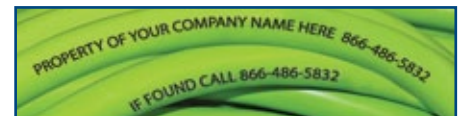
Choose Plug and Receptacle Ends

- Choose any of our standard plugs and receptacles to fit your exact need.
- Molded ends come in a variety of custom colors.

Choose Unique Features

- E-ZEELock™ Locking Connector - prevents annoying disconnects
- Illuminated Ends - timesaver, quickly shows you've got power.

Call Us at 1-866-4-VOLTEC or go to:
www.voltec-industries.com
Custom Quote Forms available online.







Kustom Quote Form


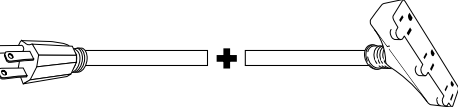
Distributor: _____ Prepared By: _____
Customer: _____ Date: _____


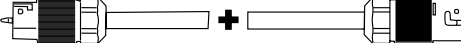
Quantity: _____ **Gauge:** _____ **Cord Type:** _____ **OPTIONS:** (Circle Yes or No)
 ___ of 25ft _____ 16/3 _____ SJTW 300V _____ E-ZEELock®: Yes/No
 ___ of 50ft _____ 14/3 _____ SJEOW 300V _____ GFCI: Yes/No
 ___ of 100ft _____ 12/3 _____ STW 600V _____
 ___ of feet _____ 10/3 _____ SEOW 600V _____
 _____ 6/3, 8/1 _____

Choose Plug:


___ NEMA 5-15P  


___ NEMA L5-20P  




___ NEMA 5-15P  


___ 50A Plug  

Choose Receptacle:

___ NEMA 5-15R 

___ NEMA L5-20R 

___ NEMA 5-15R(3) 



___ 50A Receptacle 

Custom Imprinting: (Circle Yes or No)

Standard Indent: Yes/No OR Custom ink print: Yes/No
 Custom ink print color: Black/White

Custom Text: (maximum characters 125)
 1 line: _____

Stripes and Colors:

No Stripe: _____ Single Stripe: _____ Double Stripe: _____ Stripe Color: _____
 Cord Color: _____
 Connector/Plug: Clear Lighted: Yes/No or Color: _____

NOTE: Color charts are for reference only. Colors may not be exact match to cord color.



Adapters

PRO SERIES product


E-ZEELOCK		Multi-Purpose Cord Lock Adapter E-ZEELOCK® Clip Strip								UL
ITEM PN#	CORD LENGTH	WIRE GAUGE	WIRE TYPE	WIRE COLOR	OUTLETS	PLUG TYPE	RECEPTACLE TYPE	POWER RATING AMPS WATTS	PACK QTY	
04-00491	1ft	12/3	STW	Yellow	1	5-15P	5-15R	15 1875	6	




ALL-FLEX		3-Outlet Adapter with Lighted Power Block								cUL US
ITEM PN#	CORD LENGTH	WIRE GAUGE	WIRE TYPE	WIRE COLOR	OUTLETS	PLUG TYPE	RECEPTACLE TYPE	POWER RATING AMPS WATTS	PACK QTY	
04-00089	2ft	12/3	SEOW	Blue	3	5-15P	5-15R	15 1875	6	



		3-Outlet Adapter with Lighted Power Block								cUL US
ITEM PN#	CORD LENGTH	WIRE GAUGE	WIRE TYPE	WIRE COLOR	OUTLETS	PLUG TYPE	RECEPTACLE TYPE	POWER RATING AMPS WATTS	PACK QTY	
04-00088	2ft	14/3	SJTW	Orange/Black	3	5-15P	5-15R	15 1875	6	
04-00090	2ft	12/3	STW	Yellow	3	5-15P	5-15R	15 1875	6	



		3-Outlet Adapter with Locking Plug and Lighted Power Block								UL
ITEM PN#	CORD LENGTH	WIRE GAUGE	WIRE TYPE	WIRE COLOR	OUTLETS	PLUG TYPE	RECEPTACLE TYPE	POWER RATING AMPS WATTS	PACK QTY	
04-00091	2ft	12/3	STW	Yellow	3	L5-20P	5-15R	15 1875	6	



		U-Ground "Y" Adapter with Lighted Ends								ETL
ITEM PN#	CORD LENGTH	WIRE GAUGE	WIRE TYPE	WIRE COLOR	OUTLETS	PLUG TYPE	RECEPTACLE TYPE	POWER RATING AMPS WATTS	PACK QTY	
04-00094	2ft	12/3	STW	Yellow	2	5-15P	5-15R	15 1875	12	



		"Y" Adapter with Locking Plug with Lighted Ends								ETL
ITEM PN#	CORD LENGTH	WIRE GAUGE	WIRE TYPE	WIRE COLOR	OUTLETS	PLUG TYPE	RECEPTACLE TYPE	POWER RATING AMPS WATTS	PACK QTY	
04-00095	2ft	12/3	STW	Yellow	2	L5-20P	L5-20R	20 2500	12	



		U-Ground "W" Adapter with Lighted Ends								ETL
ITEM PN#	CORD LENGTH	WIRE GAUGE	WIRE TYPE	WIRE COLOR	OUTLETS	PLUG TYPE	RECEPTACLE TYPE	POWER RATING AMPS WATTS	PACK QTY	
04-00096	2ft	12/3	STW	Yellow	3	5-15P	5-15R	15 1875	12	



		"W" Adapter with Locking Plug and Lighted Ends								ETL
ITEM PN#	CORD LENGTH	WIRE GAUGE	WIRE TYPE	WIRE COLOR	OUTLETS	PLUG TYPE	RECEPTACLE TYPE	POWER RATING AMPS WATTS	PACK QTY	
04-00097	2ft	12/3	STW	Yellow	3	L5-20P	L5-20R	20 2500	12	








Adapters

PRO SERIES product




E-ZEELOCK 20 Amp Generator "W" Adapter with Lighted Ends and Clear Plug										
ITEM PN#	CORD LENGTH	WIRE GAUGE	WIRE TYPE	WIRE COLOR	OUTLETS	PLUG TYPE	RECEPTACLE TYPE	POWER RATING		PACK QTY
								AMPS	WATTS	
04-00214	2ft	10/4-10/3	STW	Yellow	3	L14-30P	5-20R	20	2500	4
04-00215	2ft	10/3	STW	Yellow	3	TT30P	5-20R	20	2500	4
04-00216	2ft	10/3	STW	Yellow	3	L5-30P	5-20R	20	2500	4
04-00217	2ft	10/3	STW	Yellow	3	L5-20P	5-20R	20	2500	4




Locking Plug to U-Ground Connector										
ITEM PN#	CORD LENGTH	WIRE GAUGE	WIRE TYPE	WIRE COLOR	OUTLETS	PLUG TYPE	RECEPTACLE TYPE	POWER RATING		PACK QTY
								AMPS	WATTS	
04-0092N	1ft	12/3	STW	Yellow	1	L5-20P	5-15R	15	1875	10

U-Ground Plug to Locking Connector										
ITEM PN#	CORD LENGTH	WIRE GAUGE	WIRE TYPE	WIRE COLOR	OUTLETS	PLUG TYPE	RECEPTACLE TYPE	POWER RATING		PACK QTY
								AMPS	WATTS	
04-0093N	1ft	12/3	STW	Yellow	1	5-15P	L5-20R	15	1875	10



E-ZEELOCK Locking Plug to U-Ground Connector										
ITEM PN#	CORD LENGTH	WIRE GAUGE	WIRE TYPE	WIRE COLOR	OUTLETS	PLUG TYPE	RECEPTACLE TYPE	POWER RATING		PACK QTY
								AMPS	WATTS	
04-00092	1ft	12/3	STW	Yellow	1	L5-20P	5-15R	15	1875	10

E-ZEELOCK U-Ground Plug to Locking Connector										
ITEM PN#	CORD LENGTH	WIRE GAUGE	WIRE TYPE	WIRE COLOR	OUTLETS	PLUG TYPE	RECEPTACLE TYPE	POWER RATING		PACK QTY
								AMPS	WATTS	
04-00093	1ft	12/3	STW	Yellow	1	5-15P	L5-20R	15	1875	10



3-Outlet Wall Tap Adapters							
ITEM PN#	COLOR	OUTLETS	PLUG TYPE	RECEPTACLE TYPE	POWER RATING		PACK QTY
					AMPS	WATTS	
04-00085	Clear with Light	3	5-15P	5-15R	15	1875	25
04-00087	Yellow	3	5-15P	5-15R	15	1875	25



15



PORTABLE GFCI

Ground Fault Circuit Interrupters

Voltec has a full line of portable GFCI adapters, including right angle and in-line configurations, to fit every application. Choose from both 15 Amp u-ground and 20 Amp locking configurations. GFCI's protect the user from an electrical shock resulting from an unequal flow of electricity caused by current leakage. The Occupational Safety and Health Administration (OSHA) regulations state "it is the employer's responsibility to provide GFCI's on all 120 volt, single phase, 15 and 20 Amp receptacles on job sites that are not part of the permanent wiring of the structure." All of Voltec's GFCI's meet or exceed all UL, cUL and OSHA requirements.

15AMP Right Angle GFCI with Lighted Power Block

ITEM PN#	CORD LENGTH	WIRE GAUGE	WIRE TYPE	WIRE COLOR	OUTLETS	PLUG TYPE	RECEPTACLE TYPE	POWER RATING AMPS	WATTS	PACK QTY
04-00101	2ft	12/3	SJTW	Yellow/Blue	3	5-15P	5-15R	15	1875	6



15AMP In-Line GFCI with Power Block

ITEM PN#	CORD LENGTH	WIRE GAUGE	WIRE TYPE	WIRE COLOR	OUTLETS	PLUG TYPE	RECEPTACLE TYPE	POWER RATING AMPS	WATTS	PACK QTY
04-00105	2ft	12/3	SJTW	Yellow/Black	3	5-15P	5-15R	15	1875	6



20AMP In-Line GFCI with Lighted Power Block

ITEM PN#	CORD LENGTH	WIRE GAUGE	WIRE TYPE	WIRE COLOR	OUTLETS	PLUG TYPE	RECEPTACLE TYPE	POWER RATING AMPS	WATTS	PACK QTY
04-00102	3ft	12/3	STW	Yellow/Blue	3	5-15P	5-15R	15	1875	6



20AMP In-Line GFCI with Lighted Ends

ITEM PN#	CORD LENGTH	WIRE GAUGE	WIRE TYPE	WIRE COLOR	OUTLETS	PLUG TYPE	RECEPTACLE TYPE	POWER RATING AMPS	WATTS	PACK QTY
04-00103	3ft	12/3	STW	Yellow/Blue	1	5-15P	5-15R	15	1875	6



20AMP In-Line GFCI with Lighted Locking Ends

ITEM PN#	CORD LENGTH	WIRE GAUGE	WIRE TYPE	WIRE COLOR	OUTLETS	PLUG TYPE	RECEPTACLE TYPE	POWER RATING AMPS	WATTS	PACK QTY
04-00104	3ft	12/3	STW	Yellow/Blue	1	L5-20P	L5-20R	20	2500	6



PRO SERIES product



20 AMP In-Line GFCI with Locking Connector and E-ZEELOCK®

ITEM PN#	CORD LENGTH	WIRE GAUGE	WIRE TYPE	WIRE COLOR	OUTLETS	PLUG TYPE	RECEPTACLE TYPE	POWER RATING AMPS	WATTS	PACK QTY
04-0092G	3ft	12/3	STW	Yellow/Blue	1	L5-20P	5-15R	15	1875	6
04-0093G	3ft	12/3	STW	Yellow/Blue	1	5-15P	L5-20R	15	1875	6



15 AMP Grounded GFCI Outlet Adapter

ITEM PN#	CORD LENGTH	WIRE GAUGE	WIRE TYPE	COLOR	OUTLETS	PLUG TYPE	RECEPTACLE TYPE	POWER RATING AMPS	WATTS	PACK QTY
04-00106				Black	1	5-15P	5-15R	15	1875	6



Adapters - Quad Box

PRO SERIES product



Quad Box with In-Line GFCI										
ITEM PN#	CORD LENGTH	WIRE GAUGE	WIRE TYPE	WIRE COLOR	OUTLETS	PLUG TYPE	RECEPTACLE TYPE	POWER RATING AMPS	WATTS	PACK QTY
04-00107	3ft	12/3	STW	Yellow	4	5-15P	4 x 5-20R	15	1875	4
04-00108	3ft	12/3	STW	Yellow	4	5-15P	2ea 5-20R 2 ea L5-20R	15	1875	4
• GFCI Protected					• Weather Proof Receptacle Covers					
• NEMA 3R Rated					• 20 AMP Rated GFCI Protection					

Temporary Power

The **Voltec T-BOX™** is made with the highest quality components to withstand rugged environments and exposure. They are cETLus listed as a Temporary Portable Power Distribution Center rated NEMA 3R for use in wet and damp locations, meeting all new GFCI standards.

Voltec offers a variety of items for your temporary power needs. Applications include construction sites, entertainment industry, fairs, carnivals, party rental, and convention centers. We offer heavy-duty power cords featuring 50 Amp plugs and connectors.



NEMA 3R Rated For Outdoor Use • Wet and Damp Locations
 CETLUS Intertek Listed 5000285
 Conforms to UL STD. 508
 CERTIFIED to CSA STD. C22.2 NO. 14

Commercial Power Distribution Center

Temporary Power Box									
ITEM PN#	DESCRIPTION	POWER INLET	POWER OUTLET	GFCI	NO. GFCI	RECEPTACLES QTY	RECEPTACLES TYPE	CIRCUIT BREAKER PROTECTED	PACK QTY
09-00375	Locking	50AMP 125/250V	50AMP 125/250V	Yes	3	6	L5-20R	Yes	1
				No				1	
09-0T376	U-Ground	50AMP 125/250V	50AMP 125/250V	Yes	3	6	5-20R	Yes	1
				No				1	
09-00675	Locking	50AMP 125/250V	50AMP 125/250V	Yes	6	6	L5-20R	Yes	1
				No				1	
09-0T676	U-Ground	50AMP 125/250V	50AMP 125/250V	Yes	6	6	5-20R	Yes	1
				No				1	



09-00675 - Locking
 09-0T676 - U-Ground T-Slot

Six (6) Auto Reset GFCI Modules
 Six (6) Circuit Breaker Protection
 Six (6) 20 Amp Receptacles

For Outdoor Use, Wet and Damp Locations

- Six(6) 20 Amp Outlets Circuit Breaker protected
- 30 Amp 250V Receptacle Circuit Breaker protected
- 50 Amp Inlet and Outlet Recessed for Safety
- Circuit breaker Protection for ALL outlets
- Weatherproof covers on all outlets, inlets and circuit breaker panel

Repair parts & service available in Chino, California



09-00375 - Locking
 09-0T376 - U-Ground T-Slot

Three (3) Auto Reset GFCI Modules
 Three (3) Circuit Breaker Protection
 Six (6) 20 Amp Receptacles

Temporary Power

Vinyl Temporary Power Cords -40° to 140°F

ITEM PN#	CORD LENGTH	WIRE GAUGE	WIRE TYPE	WIRE COLOR	OUTLETS	PLUG TYPE	RECEPTACLE TYPE	POWER RATING AMPS	WATTS	PACK QTY
09-00214	50ft	6/3-8/1	STOW	Black	1	50AMP	50AMP	50	12500	1
09-00215	100ft	6/3-8/1	STOW	Black	1	50AMP	50AMP	40	10000	1



Temporary Power Cords -58° to 228°F

ITEM PN#	CORD LENGTH	WIRE GAUGE	WIRE TYPE	WIRE COLOR	OUTLETS	PLUG TYPE	RECEPTACLE TYPE	POWER RATING AMPS	WATTS	PACK QTY
09-00431	50ft	6/3-8/1	SEOW	Black	1	50AMP	50AMP	50	12500	1
09-00432	100ft	6/3-8/1	SEOW	Black	1	50AMP	50AMP	40	10000	1



Vinyl Temporary "Y" Adapter -40° to 140°F

ITEM PN#	CORD LENGTH	WIRE GAUGE	WIRE TYPE	WIRE COLOR	OUTLETS	PLUG TYPE	RECEPTACLE TYPE	POWER RATING AMPS	WATTS	PACK QTY
09-00435	2ft	6/3-8/1	STOW	Black	2	50AMP	50AMP	50	12500	1



Emergency Response STW Cord -40° to 140°F

ITEM PN#	CORD LENGTH	WIRE GAUGE	WIRE TYPE	WIRE COLOR	OUTLETS	PLUG TYPE	RECEPTACLE TYPE	POWER RATING AMPS	WATTS	PACK QTY
09-00437	10ft	6/3-8/1	STW	Black	1	14-50P	50AMP	50	12500	2



PRO SERIES product

400W Metal Halide - Temporary Area Light - Pulse Start



ITEM PN#	CORD LENGTH	WIRE GAUGE	WIRE TYPE	WIRE COLOR	BULB BASE	INPUT VOLTAGE	BULB RATING	PLUG TYPE	PACK QTY
08-00400	3ft	18/3	SJTW	Black	A39	120/208V 240/277V	400	5-15P	1



PRO SERIES product

75W LED Temporary Area Work Light



ITEM PN#	CORD LENGTH	WIRE GAUGE	WIRE TYPE	WIRE COLOR	BULB TYPE	INPUT VOLTAGE	LUMEN	PLUG TYPE	PACK QTY
08-00403	3ft	18/3	SJTW	Black	COB	120/277V	9100	5-15P	1



PRO SERIES product

100W LED Temporary Area Work Light




ITEM PN#	CORD LENGTH	WIRE GAUGE	WIRE TYPE	WIRE COLOR	BULB TYPE	INPUT VOLTAGE	LUMEN	PLUG TYPE	PACK QTY
08-00404	10ft	18/3	SJTW	Black	SMD	100/277V AC 50-60Hz	12,000	5-15P	1



Temporary Lighting

Light Strings - **Voltec's** wide variety of light strings are the perfect solution to your temporary lighting needs at locations such as construction sites, parking lots, marinas and tree lots. Light strings are available in 50 or 100 ft lengths and are made with heavy-duty molded 150 watt sockets, which are spaced every ten feet. All of our light strings have pre-assembled plastic or metal cages which saves you time, as well as the cost of installation.




LED Light String with Plastic Cage

PRO SERIES product



ITEM PN#	CORD LENGTH	WIRE GAUGE	WIRE TYPE	WIRE COLOR	BULB WATTS	OUTLETS	PLUG TYPE	RECEPTACLE TYPE	TOTAL LUMEN	KELVIN RATING	PACK QTY
08-01187LED	50ft	14/3	SJTW	Yellow	10	5	5-15P	5-15R	4250	6500	1
08-01188LED	100ft	14/3	SJTW	Yellow	10	10	5-15P	5-15R	8500	6500	1

- Bulbs Included
- 850 Lumen per Bulb
- Limited Warranty



U-Ground Light Strings with Plastic Cage



ITEM PN#	CORD LENGTH	WIRE GAUGE	WIRE TYPE	WIRE COLOR	BULB WATTS	OUTLETS	PLUG TYPE	RECEPTACLE TYPE	POWER RATING AMPS	WATTS	PACK QTY
08-00187	50ft	14/2	SJTW	Yellow	150	5	1-15P	N/A	15	1875	1
08-00188	100ft	14/2	SJTW	Yellow	150	10	1-15P	N/A	13	1625	1
08-01187	50ft	14/3	SJTW	Yellow	150	5	5-15P	5-15R	15	1875	1
08-01188	100ft	14/3	SJTW	Yellow	150	10	5-15P	5-15R	13	1625	1
08-00189	50ft	12/3	SJTW	Yellow	150	5	5-15P	5-15R	15	1875	1
08-00190	100ft	12/3	SJTW	Yellow	150	10	5-15P	5-15R	15	1875	1
08-00193	50ft	12/3	STW	Yellow	150	5	5-15P	5-15R	15	1875	1
08-00194	100ft	12/3	STW	Yellow	150	10	5-15P	5-15R	15	1875	1

PRO SERIES product



Locking Light Strings with Plastic Cage



ITEM PN#	CORD LENGTH	WIRE GAUGE	WIRE TYPE	WIRE COLOR	BULB WATTS	OUTLETS	PLUG TYPE	RECEPTACLE TYPE	POWER RATING AMPS	WATTS	PACK QTY
08-00191	50ft	12/3	SJTW	Yellow	150	5	L5-20P	L5-20R	20	2500	1
08-00192	100ft	12/3	SJTW	Yellow	150	10	L5-20P	L5-20R	15	1875	1



U-Ground Light Strings with Metal Cage



ITEM PN#	CORD LENGTH	WIRE GAUGE	WIRE TYPE	WIRE COLOR	BULB WATTS	OUTLETS	PLUG TYPE	RECEPTACLE TYPE	POWER RATING AMPS	WATTS	PACK QTY
08-00197	50ft	12/3	SJTW	Yellow	150	5	5-15P	5-15R	15	1875	1
08-00198	100ft	12/3	SJTW	Yellow	150	10	5-15P	5-15R	15	1875	1
08-00199	50ft	12/3	STW	Yellow	150	5	5-15P	5-15R	15	1875	1
08-00200	100ft	12/3	STW	Yellow	150	10	5-15P	5-15R	15	1875	1

PRO SERIES product



Locking Light Strings with Metal Cage

PRO SERIES product



ITEM PN#	CORD LENGTH	WIRE GAUGE	WIRE TYPE	WIRE COLOR	BULB WATTS	OUTLETS	PLUG TYPE	RECEPTACLE TYPE	POWER RATING AMPS	WATTS	PACK QTY
08-00202	100ft	12/3	STW	Yellow	150	10	L5-20P	L5-20R	20	2500	1



Light String Replacement Cages

ITEM PN#	DESCRIPTION	PACK QTY
08-00203	Plastic Cage for Light String	20
08-00204	Metal Cage for Light String	20





08-00025
10 WATT LED Replacement Bulb

Parts & Bulbs available. See page 43.






Wiring Devices





We carry Bryant, Marinco and Leviton product. For manufacturer's cross reference, see page 52.

Thermal Plastic Housing					
ITEM PN#	PLUG/RECEPTACLE	TYPE	MATERIAL	PLUG/RECEPTACLE	PACK QTY
12-00244	Plug	5-15P	Nylon		10
12-00245	Receptacle	5-15R	Nylon		10



Rubber Wet Guard® Housing					
ITEM PN#	PLUG/RECEPTACLE	TYPE	MATERIAL	PLUG/RECEPTACLE	PACK QTY
12-00344L	Receptacle	5-15P	Rubber/Nylon		10
12-00345L	Plug	5-15R	Rubber/Nylon		10




Nylon Male Plugs					
ITEM PN#	PLUG	POWER RATING AMPS	MATERIAL	NEMA	PACK QTY
12-00223	1-15P	15	Nylon		10
12-00225	5-15P	15	Nylon		10
12-00227	5-20P	20	Nylon		10
12-00229	L5-20P	20	Nylon		10
12-00231	L6-20P	20	Nylon		10
12-00233	L5-30P	30	Nylon		10
12-00235	L6-30P	30	Nylon		10
12-00237	L14-20P	20	Nylon		10
12-00239	L14-30P	30	Nylon		10
12-00242	50AMP	50	Nylon		1
12-00244	5-15P	15	Nylon		10

Nylon Female Connectors					
ITEM PN#	RECEPTACLE	POWER RATING AMPS	MATERIAL	NEMA	PACK QTY
12-00224	1-15R	15	Nylon		10
12-00226	5-15R	15	Nylon		10
12-00228	5-20R	20	Nylon		10
12-00230	L5-20R	20	Nylon		10
12-00232	L6-20R	20	Nylon		10
12-00234	L5-30R	30	Nylon		10
12-00236	L6-30R	30	Nylon		10
12-00238	L14-20R	20	Nylon		10
12-00240	L14-30R	30	Nylon		10
12-00243	50AMP	50	Nylon		1
12-00245	5-15R	15	Nylon		10



Surge & Power Strips



Power Strip cUL US										
ITEM PN#	CORD LENGTH	WIRE GAUGE	WIRE TYPE	WIRE COLOR	OUTLETS	PLUG TYPE	RECEPTACLE TYPE	POWER RATING AMPS	WATTS	PACK QTY
11-00223	6ft	14/3	SJT	White	6	5-15P	5-15R	15	1875	12



Surge Tri-Tap and Power Strips cUL US										
ITEM PN#	CORD LENGTH	WIRE GAUGE	WIRE TYPE	WIRE COLOR	OUTLETS	PLUG TYPE	RECEPTACLE TYPE	JOULES	PACK QTY	
11-00224	TriTap				3	5-15P	5-15R	750	12	
11-00225	4	14/3	SJT	Grey	6	5-15P	5-15R	750	12	
11-00226	6	14/3	SJT	Yellow	6	5-15P	5-15R	1050	6	
11-00227	6	14/3	SJT	Yellow	8	5-15P	5-15R	1050	6	

Household Cords



3-Outlet 2 Conductor SPT-2 Extension Cords cUL US										
ITEM PN#	CORD LENGTH	WIRE GAUGE	WIRE TYPE	WIRE COLOR	OUTLETS	PLUG TYPE	RECEPTACLE TYPE	POWER RATING AMPS	WATTS	PACK QTY
01-00002	6ft	16/2	SPT-2	White	3	1-15P	1-15R	13	1625	25
01-00004	9ft	16/2	SPT-2	White	3	1-15P	1-15R	13	1625	25
01-00006	12ft	16/2	SPT-2	White	3	1-15P	1-15R	13	1625	25
01-00008	15ft	16/2	SPT-2	White	3	1-15P	1-15R	13	1625	25
01-00001	6ft	16/2	SPT-2	Brown	3	1-15P	1-15R	13	1625	25
01-00003	9ft	16/2	SPT-2	Brown	3	1-15P	1-15R	13	1625	25
01-00005	12ft	16/2	SPT-2	Brown	3	1-15P	1-15R	13	1625	25
01-00007	15ft	16/2	SPT-2	Brown	3	1-15P	1-15R	13	1625	25



3-Outlet 3 Conductor SPT-2 Extension Cords cUL US										
ITEM PN#	CORD LENGTH	WIRE GAUGE	WIRE TYPE	WIRE COLOR	OUTLETS	PLUG TYPE	RECEPTACLE TYPE	POWER RATING AMPS	WATTS	PACK QTY
01-00013	8ft	16/3	SPT-2	White	3	5-15P	5-15R	13	1625	25
01-00016	15ft	16/3	SPT-2	White	3	5-15P	5-15R	13	1625	25
01-00012	8ft	16/3	SPT-2	Brown	3	5-15P	5-15R	13	1625	25
01-00015	15ft	16/3	SPT-2	Brown	3	5-15P	5-15R	13	1625	25

Workbench Cords



3-Conductor Workbench SJTW Extension Cord cUL US										
ITEM PN#	CORD LENGTH	WIRE GAUGE	WIRE TYPE	WIRE COLOR	OUTLETS	PLUG TYPE	RECEPTACLE TYPE	POWER RATING AMPS	WATTS	PACK QTY
02-00034	10ft	16/3	SJTW	Black	1	5-15P	5-15R	13	1625	24



3-Outlet Workbench SJTW Extension Cord cUL US										
ITEM PN#	CORD LENGTH	WIRE GAUGE	WIRE TYPE	WIRE COLOR	OUTLETS	PLUG TYPE	RECEPTACLE TYPE	POWER RATING AMPS	WATTS	PACK QTY
02-00037	6ft	14/3	SJTW	Orange/Black	3	5-15P	5-15R	15	1875	12

Replacement Cords for Power Tools

Voltec's selection of power supply and replacement cords are compatible with most power tool and appliance manufacturers specifications. All of our power supply cords are UL listed with many carrying the cUL approval for Canada as well.


2 Conductor SJOW Repair Cord cUL US								
ITEM PN#	CORD LENGTH	WIRE GAUGE	WIRE TYPE	WIRE COLOR	PLUG TYPE	POWER RATING AMPS	WATTS	PACK QTY
03-00045	9ft	18/2	SJOW	Black	1-15P	10	1250	25
03-00047	9ft	16/2	SJOW	Black	1-15P	13	1625	25
03-00447	50ft	16/2	SJOW	Black	1-15P	13	1625	6
03-00048	9ft	14/2	SJOW	Black	1-15P	15	1625	20



3 Conductor Locking SJTW Repair Cord cUL US								
ITEM PN#	CORD LENGTH	WIRE GAUGE	WIRE TYPE	WIRE COLOR	PLUG TYPE	POWER RATING AMPS	WATTS	PACK QTY
03-00059	50ft	16/3	SJTW	Black	L5-20P	13	1625	12



Rubber 3 Conductor SJ Repair Cords cUL US								
ITEM PN#	CORD LENGTH	WIRE GAUGE	WIRE TYPE	WIRE COLOR	PLUG TYPE	POWER RATING AMPS	WATTS	PACK QTY
03-00060	9ft	18/3	SJ	Black	5-15P	10	1250	25
03-00062	9ft	16/3	SJ	Black	5-15P	13	1625	25
03-00063	50ft	16/3	SJ	Black	5-15P	13	1625	6
03-00066	9ft	14/3	SJ	Black	5-15P	15	1875	24



Rubber 3 Conductor Locking SJ Repair Cords cUL US								
ITEM PN#	CORD LENGTH	WIRE GAUGE	WIRE TYPE	WIRE COLOR	PLUG TYPE	POWER RATING AMPS	WATTS	PACK QTY
03-00064	9ft	16/3	SJ	Black	L5-20P	13	1625	25
03-00065	50ft	16/3	SJ	Black	L5-20P	13	1625	6



Range and Dryer SRDT Cords

At **Voltec** we stock a full line of 3 wire SRDT cords manufactured with molded on right angle plugs. The 3 wire cords are required for homes built before 1996. Choose 3 wire cords for existing installation or replacement of damaged cords. Our 3 wire cords come standard with ring connectors, in your choice of plugs rated from 30–50 amps, and are available in 4 and 6-foot lengths.



3-Wire 30AMP 125/250V Dryer Cord Kits with Ring Terminals ^{UL}									
ITEM PN#	CORD LENGTH	WIRE GAUGE	WIRE TYPE	WIRE COLOR	PLUG TYPE	RECEPTACLE TYPE	POWER RATING		PACK QTY
							AMPS	WATTS	
03-00067	4ft	10/3	SRDT	Grey	10-30P	Ring Terminal	30	3750/7500	12
03-00069	6ft	10/3	SRDT	Grey	10-30P	Ring Terminal	30	3750/7500	12



3-Wire 40AMP 125/250V Range Cord Kits with Ring Terminals ^{UL}									
ITEM PN#	CORD LENGTH	WIRE GAUGE	WIRE TYPE	WIRE COLOR	PLUG TYPE	RECEPTACLE TYPE	POWER RATING		PACK QTY
							AMPS	WATTS	
03-00070	4ft	8/2-10/1	SRDT	Grey	10-50P	Ring Terminal	40	5000/10000	12
03-00072	6ft	8/2-10/1	SRDT	Grey	10-50P	Ring Terminal	40	5000/10000	12



3-Wire 50AMP 125/250V Range Cord Kits with Ring Terminals ^{UL}									
ITEM PN#	CORD LENGTH	WIRE GAUGE	WIRE TYPE	WIRE COLOR	PLUG TYPE	RECEPTACLE TYPE	POWER RATING		PACK QTY
							AMPS	WATTS	
03-00073	4ft	6/2-8/1	SRDT	Grey	10-50P	Ring Terminal	40	6250/12500	12
03-00075	6ft	6/2-8/1	SRDT	Grey	10-50P	Ring Terminal	40	6250/12500	12



4-Wire 30AMP 125/250V Dryer Cord Kits with Ring Terminals ^{UL}									
ITEM PN#	CORD LENGTH	WIRE GAUGE	WIRE TYPE	WIRE COLOR	PLUG TYPE	RECEPTACLE TYPE	POWER RATING		PACK QTY
							AMPS	WATTS	
03-00076	4ft	10/4	SRDT	Black	14-30P	Ring Terminal	30	3750/7500	12
03-00078	6ft	10/4	SRDT	Black	14-30P	Ring Terminal	30	3750/7500	12



4-Wire 40AMP 125/250V Range Cord Kits with Ring Terminals ^{UL}									
ITEM PN#	CORD LENGTH	WIRE GAUGE	WIRE TYPE	WIRE COLOR	PLUG TYPE	RECEPTACLE TYPE	POWER RATING		PACK QTY
							AMPS	WATTS	
03-00079	4ft	8/2-10/2	SRDT	Black	14-50P	Ring Terminal	40	5000/10000	12
03-00081	6ft	8/2-10/2	SRDT	Black	14-50P	Ring Terminal	40	5000/10000	12



4-Wire 50AMP 125/250V Range Cord Kits with Ring Terminals ^{UL}									
ITEM PN#	CORD LENGTH	WIRE GAUGE	WIRE TYPE	WIRE COLOR	PLUG TYPE	RECEPTACLE TYPE	POWER RATING		PACK QTY
							AMPS	WATTS	
03-00082	4ft	6/2-8/2	SRDT	Black	14-50P	Ring Terminal	50	6250/12500	12
03-00084	6ft	6/2-8/2	SRDT	Black	14-50P	Ring Terminal	50	6250/12500	12

Garbage Disposal/AC Power Supply Repair Cords

SPT-3 Replacement Cords

We recommend these power cords for use with electrical appliances such as garbage disposals and equipment with electrical motors that accept flat parallel wire. **Voltec's** repair cords are constructed with 3-conductor wire, and are provided to you with a choice of molded-on straight or right angle style plugs.

Heavy-Duty Power Supply Cords

Our heavy-duty power supply cords are made to replace used and worn out cords on most portable power tools. Available in 3-conductor, these cords feature molded plugs for added strength and durability. Choose from a selection of oil resistant, water resistant, or temperature resistant outer jacket compounds.


Air Conditioning/Major Appliance

3 Conductor Right Angle Plug Extension Cord									UL US
ITEM PN#	CORD LENGTH	WIRE GAUGE	WIRE TYPE	WIRE COLOR	PLUG TYPE	RECEPTACLE TYPE	POWER RATING AMPS	POWER RATING WATTS	PACK QTY
01-00041	9ft	14/3	SPT-3	Grey	5-15P	5-15R	15	1875	12




Garbage Disposal/Power Supply Cords

3 Conductor SPT-3 Repair Cords									UL US
ITEM PN#	CORD LENGTH	WIRE GAUGE	WIRE TYPE	WIRE COLOR	PLUG TYPE	POWER RATING AMPS	POWER RATING WATTS	PACK QTY	
03-00049	3ft	16/3	SPT-3	Grey	5-15P	13	1625	25	
03-00050	6ft	16/3	SPT-3	Grey	5-15P	13	1625	25	
03-00051	8ft	16/3	SPT-3	Grey	5-15P	13	1625	25	



3 Conductor Right Angle SPT-3 Replacement Cords									UL US
ITEM PN#	CORD LENGTH	WIRE GAUGE	WIRE TYPE	WIRE COLOR	PLUG TYPE	POWER RATING AMPS	POWER RATING WATTS	PACK QTY	
03-00052	3ft	16/3	SPT-3	Grey	5-15P	13	1625	25	
03-00054	6ft	16/3	SPT-3	Grey	5-15P	13	1625	25	
03-00055	8ft	16/3	SPT-3	Grey	5-15P	13	1625	25	



Cord Reels

Open retractable cord reels assist in providing a well organized work area. They are available in numerous lengths and configurations for your exacting demands. Mounting hardware included.



3-Outlet Retractable Reel with Indoor Style Receptacles

ITEM PN#	REEL TYPE	CORD LENGTH	WIRE GAUGE	WIRE TYPE	WIRE COLOR	OUTLETS	PLUG TYPE	RECEPTACLE TYPE	POWER RATING AMPS	WATTS	PACK QTY
07-00282	2	30ft	16/3	SJTW	Yellow	3	5-15P	5-15R	10	1250	4

- Heavy Duty Metal Reel
- Mounting Hardware Included



PRO SERIES product

3-Outlet Retractable Reels with Outdoor Style Receptacles

ITEM PN#	REEL TYPE	CORD LENGTH	WIRE GAUGE	WIRE TYPE	WIRE COLOR	OUTLETS	PLUG TYPE	RECEPTACLE TYPE	POWER RATING AMPS	WATTS	PACK QTY
07-00283	3	50ft	14/3	SJTW	Yellow	3	5-15P	5-15R	13	1625	2
07-00284	3	50ft	12/3	SJTW	Yellow	3	5-15P	5-15R	15	1875	2

- 3-Way Wall/Ceiling/Bench Mount
- Mounting Hardware Included
- 5-Locking Positions
- 3-Outlet Power Block
- Convenient Carry Handle
- Resettable Circuit Breaker



UNDERSTANDING THE CHANGING WORLD OF

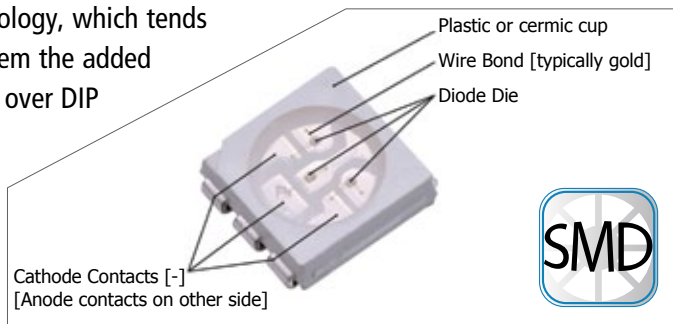


Choosing an LED technology is like choosing the right winter coat to wear: there are different models that provide more or less features depending on what you might need. Once you decide the features you want from your LED, you can easily choose the package type accordingly. The “package type” refers to the way an LED’s semiconductor die—similar to the filament in an incandescent—is packaged inside LED devices for different applications.

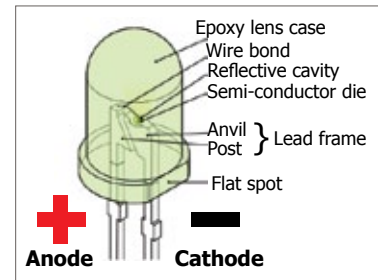
UNDERSTANDING THE CHANGING WORLD OF LED

SMD (SURFACE MOUNTED DEVICE)

The SMD chips, or "Surface Mounted Device" chips, have become very popular due to their versatility. This SMD is very powerful for color combinations, as opposed to the DIP technology, which can only display one color per device. The technology does not take the bullet shaped design from DIP LEDs, and is closer to that of a flat, square computer chip. These chips are much smaller in comparison to the DIP technology, which tends to give them the added versatility over DIP diodes.




DIP (DUAL IN-LINE PACKAGE)



Dual In-Line Package LED (DIP) technology has been around for more than 50 years, and is likely what you think of when you picture an LED. Though it is old, DIP LEDs are far from outdated as they are still used extensively today for large signs and displays. The widespread use of DIP LEDs came about due to their long life-span and intense brightness. DIP LEDs are highly recognizable by their "pill" or "bullet" shaped design ($\leq 5\text{mm}$ wide), and the long contacts that extend from the bottom of the LED which can be easily soldered or inserted into a bread board.

COB (CHIP ON BOARD)

The most recent LED development has been "Chip On Board" or COB technology. COB and SMD can be similar because like SMD, COB chips have multiple diodes on the same "wafer" or chip.



However, this is where the similarities end. In fact, on every COB chip there are multiple diodes; typically 9 or more. The other big difference between COB and SMD technology lies in the fact that while SMD requires a circuit for every diode included on the chip, COB devices only have 1 circuit and 2 contacts for the entire chip regardless of the number of diodes. This single circuit design, regardless of the number of diodes on the chip, leads to simplicity for the rest of any COB LED device. Perhaps even more important than the simplicity aspect, COB also leads to improved lumen-per-watt ratios in comparison to other LED technologies such as DIP and SMD.



LED Lights



Super Bright White Light With Low Heat Output & Lightweight




3 Watt LED Aluminum Pen Light PRO SERIES product

ITEM PN#	LUMEN	BATTERY TYPE	PACK QTY
08-00617	220	(3x) AAA Included	12
• High Power COB LED Light		• Heavy Duty Aluminum Housing	
• Heavy Duty Magnetic Pocket Clip			



Tactical LED Flash Light with Pocket Clip

ITEM PN#	LUMEN	BATTERY TYPE	TRAY PACK QTY
08-00618	120	(1) AA Included	12
• Super Bright High Power LED		• Stainless Steel Clip	
• Rated IP66 Water Resistant		• Uses 1 AA Battery (Included)	
• Super Bright White Light with Low Heat Output			



8 Watt Telescopic LED Work Light with Spot Light

ITEM PN#	LUMEN	BATTERY TYPE	PACK QTY
08-00622	150	(3x) AAA (not included)	12
• High Power SMD LED		• 90° Degree Angle Head	
• Telescopes Automatic On/Off		• Magnetic Base	
• Super Bright White Light with Low Heat Output			



High Power Hands-Free LED Head Lamp PRO SERIES product

ITEM PN#	LUMEN	BATTERY TYPE	PACK QTY
08-00693	600	(3x) AAA (Included)	6
• 5 Light Settings (Hi/Med/Low/Flash/SOS)		• Barrel Attachment	
• 4 Color Light Filters		• Heavy Duty Adjustable Headstrap	
• Aerospace Grade Aluminum Body		• Adjustable Settings for Light Direction	
• Super Bright White Light with Low Heat Output			



High Power Hands-Free LED Head Lamp PRO SERIES product

ITEM PN#	LUMEN	BATTERY TYPE	PACK QTY
08-00692	120	(3x) AAA (Included)	6
• Super Bright High Power 3W COB LED		• Adjustable Head Lamp for Light Direction	
• 3 Light Settings (Hi/Low/Flashing)		• Uses 3 AAA Replaceable Batteries	
• Super Bright White Light with Low Heat Output			



Easy Conversion to LED



30 Element LED Screw In Module PRO SERIES product

ITEM PN#	LUMEN	PACK QTY
08-00620	500	6
• High Power SMD LED		• Low Heat Output
• Easily Converts Trouble Light to LED		• Convenient Hanging Hook
• Super Bright White Light with Low Heat Output		



LIMITED WARRANTY

COMPARE THE QUALITY

27


VOLTEC
POWER & LIGHTING

Super Bright White Light With Low Heat Output & Lightweight

LED Lights

20 Element LED Work Light with Outlet in Handle

ITEM PN#	LUMEN	CORD LENGTH	GAUGE	WIRE TYPE	WIRE COLOR	PLUG TYPE	PACK QTY
08-00621	350	6ft	16/3	SJTW	Black	5-15P	6
• High Power SMD LED				• Dual Hanging Hooks			
• Grounded Outlet in Handle				• Magnet Included			



3 Watt LED Aluminum Work Light *PRO* SERIES product

ITEM PN#	LUMEN	BATTERY TYPE	PACK QTY
08-00624	250/300	(4) AAA Not Included	6
• High Power COB LED		• 250 Lumen Telescopic Body Light on Low	
• 300 Lumen Spot Light		• Heavy Duty Aluminum Alloy Housing	
• 300 Lumen Telescopic Body Light on High		• Magnetic Base	



3 Watt Rechargeable LED Work Light *PRO* SERIES product

ITEM PN#	LUMEN	BATTERY TYPE	LED LIFE SPAN	RUN TIME	CHARGE TIME	PACK QTY
08-00626	300	3.7V Lithium Rechargeable	50,000 hours	2	4	6
• Super Bright High Power COB LED			• Conjunction Pivots 80°			
• Includes AC/DC Charger			• Hook Twists 360° and Pivots 180°			
• Light Head Twists 180°			• Magnetic Base			



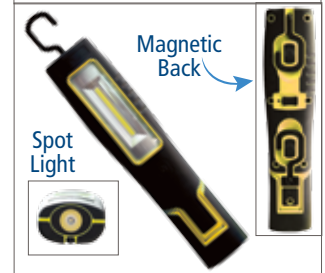
5 Watt LED Handheld Work Light *PRO* SERIES product

ITEM PN#	LUMEN	CORD LENGTH	GAUGE	WIRE TYPE	WIRE COLOR	PLUG TYPE	PACK QTY
08-00627	500	6ft	18/2	SJT	Black	1-15P	6
• Super Bright High Power COB LED Light				• ON/OFF Button with Indicator Light			
• Hanging Hook & Heavy Duty Magnet on Back				• Solid Non-Slip Grip			



3 Watt Rechargeable LED Work Light *PRO* SERIES product

ITEM PN#	LUMEN	BATTERY TYPE	LED LIFE SPAN	RUN TIME	CHARGE TIME	PACK QTY
08-00628	350	3.7V Lithium Rechargeable	50,000 hours	4	4	6
• 100 Lumen Spotlight		• Magnet on Base and Back of Light				
• 350 Lumen Body Light		• Dual Twisting Hanging Hooks				
• Durable Rubber Housing		• IP54 Rated				



10 Watt AC LED Work Light with Outlet in Handle *PRO* SERIES product

ITEM PN#	LUMEN	CORD LENGTH	GAUGE	WIRE TYPE	WIRE COLOR	PLUG TYPE	LED LIFE SPAN	PACK QTY
08-00629	1200	6ft	16/3	SJTW	Black	5-15P	50,000 hours	2
• 10 Watt High Power COB LED				• Magnet on Back				
• Grounded Outlet in Handle				• Super Bright White Light with Low Heat Output				
• Dual Hanging Hooks								




LED Lights

 Super Bright White Light With Low Heat Output & Lightweight




15 Watt Rechargeable LED Work Light PRO SERIES product

ITEM PN#	LUMEN	BATTERY TYPE	LED LIFE SPAN	RUN TIME in HOURS	CHARGE TIME	PACK QTY
08-00600	800	3.7V 8800mAh Lion	50,000 hours	4-Hi 6-Lo	5hrs	4
<ul style="list-style-type: none"> • 15 Watt High Power COB LED • AC and USB Ports • Rugged and Shock Resistant • 60° Degree Swivel Water Resistant Lamp Head IP54 		<ul style="list-style-type: none"> • 2A USB Power Bank • Magnetic Base 				



Multi-Service Rechargeable LED Light Bar

ITEM PN#	LUMEN	BATTERY TYPE	AC PLUG TYPE	LED LIFE SPAN	PACK QTY
08-00688	1200	4000MAH 3.7V	1-15P	50,000 hours	2
<ul style="list-style-type: none"> • Foam Covered Handles Extend Out 52" - • High Power 120 SMD LED Lights • 3-Way Light-Hi/Med/Red Alert Flashing 		<ul style="list-style-type: none"> • Aluminum Body and ABS Construction • AC/DC Power Adapter & Car Charger Included • Hidden Support Legs Convert Light to Tri-Stand 			




LED Light with Cord Reel



OUTLET IN HANDLE

Retractable Cord Reel with 10 Watt LED Work Light PRO SERIES product

ITEM PN#	LUMEN	CORD LENGTH	WIRE GAUGE	WIRE TYPE	WIRE COLOR	OUTLETS	PLUG TYPE	RECEPTACLE TYPE	POWER RATING AMPS	WATTS	PACK QTY
07-00260	1200	50ft	16/3	SJTW	Yellow	1	5-15P	5-15R	10	1250	2
<ul style="list-style-type: none"> • Outlet in Handle • Dual Hanging Hooks 						<ul style="list-style-type: none"> • Magnet on Light • Circuit Breaker Protected 					



LIMITED WARRANTY

COMPARE THE QUALITY

29

VOLTEC POWER & LIGHTING

PRO SERIES LED Work Lights

12 Watt Rechargeable LED Work Light PRO SERIES product

ITEM PN#	LUMEN	BATTERY TYPE	LED LIFE SPAN	RUN TIME	CHARGE TIME	PACK QTY
08-00717	1500	Lithium Rechargeable	50,000 hours	2	2.5	2
• Lithium Rechargeable Batteries		• Super Bright White Light with Low Heat Output				
• 12 Watt High Power COB LED		• Quick Head Adjustment				
• 100% Die Cast Aluminum Housing		• On/Off Switch				
• Replacement Charger and Batteries Available - See page 45.						



14 Watt AC LED Portable Work Light PRO SERIES product

ITEM PN#	LUMEN	CORD LENGTH	GAUGE	WIRE TYPE	WIRE COLOR	PLUG TYPE	LED LIFE SPAN	PACK QTY
08-00718	1100	3ft	18/3	SJTW	Black	5-15P	50,000 hours	2
• 14 Watt High Power COB LED		• Super Bright White Light with Low Heat Output						
• 100% Die Cast Aluminum Housing		• Compact Design						
• On/Off Switch		• Quick Head Adjustment						



22 Watt AC LED Portable Work Light PRO SERIES product

ITEM PN#	LUMEN	CORD LENGTH	GAUGE	WIRE TYPE	WIRE COLOR	PLUG TYPE	LED LIFE SPAN	PACK QTY
08-00719	1900	3ft	18/3	SJTW	Black	5-15P	50,000 hours	2
• 22 Watt High Power COB LED		• Super Bright White Light with Low Heat Output						
• 100% Die Cast Aluminum Housing		• Compact Design						
• On/Off Switch		• Quick Head Adjustment						



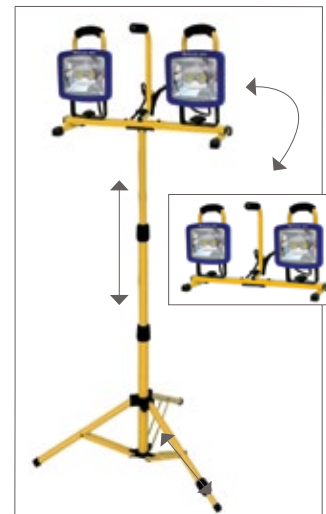
44 Watt AC LED Portable Work Light PRO SERIES product

ITEM PN#	LUMEN	CORD LENGTH	GAUGE	WIRE TYPE	WIRE COLOR	PLUG TYPE	LED LIFE SPAN	PACK QTY
08-00720	4200	3ft	18/3	SJTW	Black	5-15P	50,000 hours	2
• 44 Watt High Power COB LED		• Super Bright White Light with Low Heat Output						
• 100% Die Cast Aluminum Housing		• Compact Design						
• On/Off Switch		• Quick Head Adjustment						



88 Watt AC Dual LED Tripod Work Light PRO SERIES product

ITEM PN#	LUMEN	CORD LENGTH	GAUGE	WIRE TYPE	WIRE COLOR	PLUG TYPE	LED LIFE SPAN	PACK QTY
08-00716	8400	5ft	18/3	SJTW	Black	5-15P	50,000 hours	2
• 88 Watt Dual High Power COB LEDs		• Rugged Diecast Aluminum Housing & Face Frame						
• 2 in 1 Removeable H-Base		• Extendable Tripod with Extension Leg						
• Quick Head Adjustment		• 2 - On/Off Switches						



 All LED Work Lights feature Easy Quick-Head Adjustment



Incandescent Trouble Lights

Voltec incandescent worklights provide durability and practicality. Constructed from tough PVC, these lights can withstand the rigors of a tough work environment.



Plastic Shade Work Lights cUL US

ITEM PN#	CORD LENGTH	WIRE GAUGE	WIRE TYPE	WIRE COLOR	BULB RATING	PLUG TYPE	PACK QTY
08-00256	6ft	18/2	SJT	Yellow	75	1-15P	4
08-00181	25ft	18/2	SJT	Yellow	75	1-15P	4



Metal Shade Work Lights cUL US

ITEM PN#	CORD LENGTH	WIRE GAUGE	WIRE TYPE	WIRE COLOR	PLUG TYPE	BULB RATING	PACK QTY
08-00257	25ft	18/3	SJT	Yellow	5-15P	75	4
08-00258	50ft	18/3	SJT	Yellow	5-15P	75	6



Metal Shade Work Light with Outlet in Handle cUL US

ITEM PN#	CORD LENGTH	WIRE GAUGE	WIRE TYPE	WIRE COLOR	OUTLETS	PLUG TYPE	RECEPTACLE TYPE	BULB RATING	PACK QTY
08-00183	6ft	16/3	SJT	Yellow	1	5-15P	5-15R	75	4
08-00184	25ft	16/3	SJT	Yellow	1	5-15P	5-15R	75	4
08-00185	50ft	16/3	SJT	Yellow	1	5-15P	5-15R	75	6



PRO SERIES product

Industrial Metal Shade Work Light with Outlet in Handle cUL US

ITEM PN#	CORD LENGTH	WIRE GAUGE	WIRE TYPE	WIRE COLOR	OUTLETS	PLUG TYPE	RECEPTACLE TYPE	BULB RATING	PACK QTY
08-00382	25ft	12/3	SJTW	Yellow	1	5-15P	5-15R	100	6



Easily Convert Incandescent Work Lights To **LED**

See page 26. PN#08-00620

Incandescent Trouble Lights with Retractable Reels

Voltec's incandescent retractable reels are constructed of tough ABS or heavy duty steel and mount easily for use in any work environment. Mounting hardware included.

Metal Guard Work Light Retractable Reel with Outlet in Handle



ITEM PN#	REEL TYPE	CORD LENGTH	WIRE GAUGE	WIRE TYPE	WIRE COLOR	OUTLETS	BULB RATING	PLUG TYPE	RECEPTACLE TYPE	POWER RATING AMPS	WATTS	PACK QTY
07-00253	2	35ft	16/3	SJTW	Yellow	1	75	5-15P	5-15R	10	1250	4

- Grounded Outlet in Handle
- Durable Metal Guard
- Resettable Circuit Breaker
- High Visibility Cord Color
- Mounting Hardware Included



PRO SERIES product

Industrial Metal Guard Work Light Retractable Reel with Outlet in Handle



ITEM PN#	REEL TYPE	CORD LENGTH	WIRE GAUGE	WIRE TYPE	WIRE COLOR	OUTLETS	BULB RATING	PLUG TYPE	RECEPTACLE TYPE	POWER RATING AMPS	WATTS	PACK QTY
07-00254	3	50ft	16/3	SJTW	Yellow	1	75	5-15P	5-15R	13	1625	2

- 3-Way Wall/Ceiling/Bench Mount
- Mounting Hardware Included
- 5-Locking Positions
- Convenient Carry Handle
- Resettable Circuit Breaker



For Replacement Parts & Bulbs Available, See Page 43

Fluorescent Retractable Reels

Voltec's fluorescent retractable reels are constructed of tough ABS or heavy duty steel and mount easily for use in any work environment. Mounting hardware included.

PRO SERIES product

13 Watt Fluorescent Angle Light Retractable Reel and Outlet in Handle



ITEM PN#	REEL TYPE	CORD LENGTH	WIRE GAUGE	WIRE TYPE	WIRE COLOR	OUTLETS	BULB RATING	PLUG TYPE	RECEPTACLE TYPE	POWER RATING AMPS	WATTS	PACK QTY
07-00249	2	35ft	16/3	SJTW	Yellow	1	13w	5-15P	5-15R	10	1250	4

- Magnet Included

- Mounting Hardware Included



Fluorescent Retractable Reels

PRO SERIES product



13W Fluorescent Angle Light Retractable Reel with Magnet and Outlet in Handle



ITEM PN#	REEL TYPE	CORD LENGTH	WIRE GAUGE	WIRE TYPE	WIRE COLOR	OUTLETS	BULB RATING	PLUG TYPE	RECEPTACLE TYPE	POWER RATING AMPS	WATTS	PACK QTY
07-00250	3	50ft	16/3	SJTW	Yellow	1	13w	5-15P	5-15R	10	1250	2
<ul style="list-style-type: none"> • 3-Way Wall/Ceiling/Bench Mount • Mounting Hardware Included 						<ul style="list-style-type: none"> • Convenient Carry Handle • Resettable Circuit Breaker 						

Fluorescent Work Lights

Fluorescent – Cold to the touch and energy efficient, our fluorescent work lights come in 13 and 26-watt tube and angle styles. The units are equipped with SVT, SJT, and SJTW cords. These lights are available with 2 and 3-conductor plugs. Some lights are also available with 3-conductor grounding outlets in the handles. All lights utilize a standard 13-watt compact fluorescent bulb, which is included with each fixture, (the 26 watt accepts two 13 watt bulbs). Our fluorescent work lights are UL and cULus approved.



13 Watt Compact Fluorescent Tube Lights



ITEM PN#	CORD LENGTH	WIRE GAUGE	WIRE TYPE	WIRE COLOR	BULB WATTS	PLUG TYPE	PACK QTY
08-00264	25ft	18/2	SJT	Yellow	13	1-15P	6

Professional Fluorescent Worklights

Designed to provide maximum lighting for the working professional. A durable compact casing to maneuver into the most tighest of spots. Ergonomic handle makes it quite comfortable for lengthy hold times. Hang light using one of the dual rotating hooks positioned on either end gaining all-way positioning.

PRO SERIES product



13 Watt Compact Fluorescent Angle Light with Outlet in Handle



ITEM PN#	CORD LENGTH	WIRE GAUGE	WIRE TYPE	WIRE COLOR	OUTLETS	PLUG TYPE	RECEPTACLE TYPE	BULB RATING	PACK QTY
08-00207	6ft	16/3	SJT	Yellow	1	5-15P	5-15R	13	4
08-00268	25ft	16/3	SJT	Yellow	1	5-15P	5-15R	13	6
<ul style="list-style-type: none"> • Dual Rotating Hooks 					<ul style="list-style-type: none"> • Magnet in Handle on 08-00268 only. 				



26 Watt Electronic Compact Fluorescent Angle Light with Outlet in Handle



ITEM PN#	CORD LENGTH	WIRE GAUGE	WIRE TYPE	WIRE COLOR	OUTLETS	PLUG TYPE	RECEPTACLE TYPE	BULB RATING	PACK QTY
08-00270	25ft	16/3	SJT	Yellow	1	5-15P	5-15R	26 (2x13)	6
<ul style="list-style-type: none"> • Dual Rotating Hooks 					<ul style="list-style-type: none"> • Magnet in Handle 				

Halogen Work Lights

Halogen Portable Work Light

ITEM PN#	MAX WATTAGE	CORD LENGTH	WIRE GAUGE	WIRE TYPE	WIRE COLOR	PLUG TYPE	ON/OFF SWITCH	PACK QTY
08-00209	500	1ft	18/3	SJTW	Black	5-15P	No	4

- S-Style Base
- Bulb(s) Included



Halogen Portable Work Light with Locking Plug

ITEM PN#	MAX WATTAGE	CORD LENGTH	WIRE GAUGE	WIRE TYPE	WIRE COLOR	PLUG TYPE	ON/OFF SWITCH	PACK QTY
08-00219	500	3ft	16/3	SJTW	Black	L5-20P	No	6

- S-Style Base
- Insulated Foam Handles
- Bulb(s) Included



4 in 1 Halogen Work Light

ITEM PN#	MAX WATTAGE	CORD LENGTH	WIRE GAUGE	WIRE TYPE	WIRE COLOR	PLUG TYPE	ON/OFF SWITCH	PACK QTY
08-00610	250	3ft	18/3	SJTW	Black	5-15P	Yes	6

- S-Style Base
- Hook, Clamp, and Stake Option
- Bulb(s) Included



Halogen Tripod Work Light

ITEM PN#	MAX WATTAGE	CORD LENGTH	WIRE GAUGE	WIRE TYPE	WIRE COLOR	PLUG TYPE	ON/OFF SWITCH	PACK QTY
08-00211	1000	3ft	18/3	SJTW	Black	5-15P	Yes	2

- Extendable Tripod
- Bulb(s) Included



For Replacement Parts & Bulbs Available, See Page 43

Heavy Duty Halogen Work Lights

PRO SERIES product

Heavy Duty Halogen Portable Work Light



ITEM PN#	MAX WATTAGE	CORD LENGTH	WIRE GAUGE	WIRE TYPE	WIRE COLOR	PLUG TYPE	ON/OFF SWITCH	PACK QTY
08-00609	500	3ft	18/3	SJTW	Black	5-15P	Yes	6
<ul style="list-style-type: none"> H-Base Design Heavy Duty Face Frames 				<ul style="list-style-type: none"> Insulated Foam Handles Bulb(s) Included 				

Optional Base Magnet for Select Models

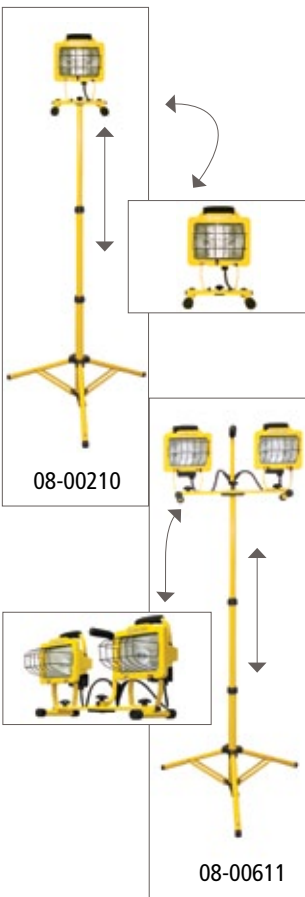
08-00314	Single Halogen Base Magnet
----------	----------------------------



Our Halogen Tripod Work Lights Feature The Removable H-Base

PRO SERIES product

Heavy Duty Halogen Tripod Work Lights



ITEM PN#	MAX WATTAGE	CORD LENGTH	WIRE GAUGE	WIRE TYPE	WIRE COLOR	PLUG TYPE	ON/OFF SWITCH	PACK QTY
08-00210	500	5ft	18/3	SJTW	Black	5-15P	Yes	2
08-00611	1000	5ft	18/3	SJTW	Black	5-15P	Yes	2
<ul style="list-style-type: none"> Extendable Tripod Tripod Features 2 in 1 Removable H-Base H-Base Design 				<ul style="list-style-type: none"> Heavy Duty Face Frames Insulated Foam Handles Bulb(s) Included 				



2 in 1 FEATURE
Removable H-Base



500 Watt Halogen Bulbs (6-Pack)



ITEM PN#	MAX WATTAGE	Description	PACK QTY
08-00631	500	6-Pack 500 Watt Halogen Bulbs	6
<ul style="list-style-type: none"> T-3 Halogen Bulbs Rough Service Extra Thick Filament 		<ul style="list-style-type: none"> 4,000 Hour Bulb Life Individually Packed 	

For Replacement Parts & Bulbs Available, See Page 43

Dusk to Dawn Security Lighting

Voltec's Dusk to Dawn Lights are perfect for lighting dark, secluded areas. They are manufactured with corrosion resistant die cast aluminum housing and an optional mounting arm is available. We offer them in four different styles, Fluorescent, Metal Halide, High Pressure Sodium and the latest technology, LED. Some applications for these lights include barns, side roads, pathways, or any other place where dependable security light is needed. No matter what your need, **Voltec's** Dusk to Dawn Security lights have you covered.

70W Metal Halide Security Light cULus							
ITEM PN#	MAX WATTAGE	LIGHT COLOR	BALLAST	BULB TYPE	REFLECTOR SIZE	OPTIONAL ARM	PACK QTY
08-00432	70	White	120V	70W Metal Halide	10"	Yes	4
<ul style="list-style-type: none"> 70 Watt Metal Halide Bulb 10" aluminum reflector with acrylic lens 				<ul style="list-style-type: none"> 120 V Electronic Ballast with CDS Photocell Replaceable Twist-Lock Photocell 			



65W Fluorescent Security Light cULus							
ITEM PN#	MAX WATTAGE	LIGHT COLOR	BALLAST	BULB TYPE	REFLECTOR SIZE	OPTIONAL ARM	PACK QTY
08-00434	65	White	120V	65W Fluorescent	10"	Yes	4
<ul style="list-style-type: none"> 65 Watt CFL Security Light 10" aluminum reflector with acrylic lens 				<ul style="list-style-type: none"> 120 V Electronic Ballast with CDS Photocell 65W Compact Fluorescent Bulb Included 			



70W High Pressure Sodium Security Light cULus							
ITEM PN#	MAX WATTAGE	LIGHT COLOR	BALLAST	BULB TYPE	REFLECTOR SIZE	OPTIONAL ARM	PACK QTY
08-00435	70	Amber	120V/60HZ	65W Fluorescent	10"	Yes	4
<ul style="list-style-type: none"> 70 Watt HPS Bulb Included 10" aluminum reflector with acrylic lens 				<ul style="list-style-type: none"> 120V/60HZ Electronic Ballast Replaceable Twist-Lock Photocell 			



150W High Pressure Sodium Security Light cULus							
ITEM PN#	MAX WATTAGE	LIGHT COLOR	BALLAST	BULB TYPE	REFLECTOR SIZE	OPTIONAL ARM	PACK QTY
08-00436	150	Amber	120V/60HZ	150W HPS	12"	Yes	2
<ul style="list-style-type: none"> 150 Watt HPS Bulb Included 12" aluminum reflector with acrylic lens 				<ul style="list-style-type: none"> 120V/60HZ Electronic Ballast Replaceable Twist-Lock Photocell 			



Dusk to Dawn



100W Metal Halide Security Light e UL US							
ITEM PN#	MAX WATTAGE	LIGHT COLOR	BALLAST	BULB TYPE	REFLECTOR SIZE	OPTIONAL ARM	PACK QTY
08-00437	100	White	120V	100W Metal Halide	12"	Yes	2
<ul style="list-style-type: none"> • 100 Watt Metal Halide Bulb Included • 12" Aluminum Reflector with Acrylic Lens 				<ul style="list-style-type: none"> • 120V Ballast • Replaceable Twist-Lock Photocell 			



150W Pulse Start Metal Halide Security Light e UL US							
ITEM PN#	MAX WATTAGE	LIGHT COLOR	BALLAST	BULB TYPE	REFLECTOR SIZE	OPTIONAL ARM	PACK QTY
08-00438	150	White	120V	150W Metal Halide	12"	Yes	2
<ul style="list-style-type: none"> • 150 Watt Metal Halide Bulb Included • 12" Aluminum Reflector with Acrylic Lens 				<ul style="list-style-type: none"> • 120V Ballast • Replaceable Twist-Lock Photocell 			

LED Dusk to Dawn



Super Bright White Light With Low Heat Output & Lightweight



33W, 4200 Lumen COB LED Security Light							
ITEM PN#	MAX WATTAGE	LIGHT COLOR	INPUT VOLTAGE	BULB TYPE	REFLECTOR SIZE	OPTIONAL ARM	PACK QTY
08-00450	33	White	120-277V	COB	Sealed	Yes	4
<ul style="list-style-type: none"> • 33W COB LED Bulb Included • Acrylic Prismatic Reflector • Aluminum Die-Cast Heat Dissipating Fins 				<ul style="list-style-type: none"> • 120-277VAC 50/60HZ • Durable Polyester Power Coating • Replaceable Twist-Lock Photocell (120V) 			



Extension Arm for Security Lighting			
ITEM PN#	LENGTH	DESCRIPTION	PACK QTY
08-00431	21"	Extension Arm with Mounting Hardware Included	12

Booster Cables

Voltec offers a full line of durable booster cables. These cables are resistant to extreme temperatures, oil and chemicals. They are available in medium-duty 10 and 8 AWG as well as heavy-duty 6 and 4 AWG, and extra-heavy duty 2 AWG. We offer these in a variety of lengths to match every need.

Booster Cables

ITEM PN#	GAUGE	CORD LENGTH	WIRE COLOR	CLAMP TYPE	PACK QTY
10-00224	10	12ft	Red/Black	Light Duty Clamp	6
10-00273	8	12ft	Yellow/Black	Medium Duty Side/Top Clamp	6
10-00275	6	16ft	Orange/Black	Medium Duty Side/Top Clamp	6
10-00307	4	16ft	Blue/Black	Medium Duty Side/Top Clamp	6



PRO Booster Cables

PRO SERIES product

ITEM PN#	GAUGE	CORD LENGTH	WIRE COLOR	CLAMP TYPE	PACK QTY
10-00277	4	20ft	Blue/Black	Heavy Duty Parrot Jaw Clamp	4
10-00276	2	20ft	Black	Heavy Duty Parrot Jaw Clamp	2



Commercial Grade Booster Cable

PRO SERIES product

ITEM PN#	GAUGE	CORD LENGTH	WIRE COLOR	CLAMP TYPE	PACK QTY
10-00320	1	25ft	Red/Black	Heavy Duty Industrial Clamp	4

PRO SERIES product



PRO SERIES product




PRO SERIES product



Replacement Booster Clamps

ITEM PN#	CLAMP RATING	CLAMP TYPE	PACK QTY
10-00301	400Amp Clamp (Pair)	Medium Duty Side/Top Clamp	12
10-00302	500Amp Clamp (Pair)	Heavy Duty Parrot Jaw Clamp	12
10-00303	800Amp Clamp (Pair)	Heavy Duty Industrial Clamp	12



RV Adapters with **E-ZEEGRIP™**

PRO SERIES product

Voltec's Power and Lighting's Patented E-ZEEGRIP™ series combines quality power products with innovative features that make using your RV cords and adapters easier to use! Our handle is large and ergonomic for a comfortable grip, and is replaceable. The handle sits flat into junction boxes enabling it to close completely for safety.

E-ZEEGRIP



Available in:



Offering the Smart Choice



- ▶ **UL and cUL approvals** (where applicable) for a product you can trust
- ▶ **Ergonomic Design Allows for Easier Grip**
- ▶ **Replaceable Nylon Handle**
- ▶ **Handle Folds Down to Fit Flush with Electrical Enclosures**



15-30 AMP Adapter with **E-ZEEGRIP™**

PRO SERIES product

ITEM PN#	CORD LENGTH	WIRE GAUGE	WIRE TYPE	WIRE COLOR	OUTLETS	PLUG TYPE	RECEPTACLE TYPE	POWER RATING AMPS WATTS	PACK QTY
16-00502	12in	10/3	STW	Blue/Yellow	1	5-15	TT-30	15 1875	10



30-15 AMP Adapter with **E-ZEEGRIP™**

PRO SERIES product

ITEM PN#	CORD LENGTH	WIRE GAUGE	WIRE TYPE	WIRE COLOR	OUTLETS	PLUG TYPE	RECEPTACLE TYPE	POWER RATING AMPS WATTS	PACK QTY
16-00503	12in	10/3	STW	Blue/Yellow	1	TT-30	5-15	15 1875	10



30-50 AMP Adapter with **E-ZEEGRIP™**

PRO SERIES product

ITEM PN#	CORD LENGTH	WIRE GAUGE	WIRE TYPE	WIRE COLOR	OUTLETS	PLUG TYPE	RECEPTACLE TYPE	POWER RATING AMPS WATTS	PACK QTY
16-00504	18in	10/3	STW	Blue/Yellow	1	TT-30	14-50	30 3750	10



50-30 AMP Adapter with **E-ZEEGRIP™**

PRO SERIES product

ITEM PN#	CORD LENGTH	WIRE GAUGE	WIRE TYPE	WIRE COLOR	OUTLETS	PLUG TYPE	RECEPTACLE TYPE	POWER RATING AMPS WATTS	PACK QTY
16-00505	18in	10/3	STW	Blue/Yellow	1	14-50	TT-30	30 3750	10



30 AMP Generator Adapter with **E-ZEEGRIP™**

PRO SERIES product

ITEM PN#	CORD LENGTH	WIRE GAUGE	WIRE TYPE	WIRE COLOR	OUTLETS	PLUG TYPE	RECEPTACLE TYPE	POWER RATING AMPS WATTS	PACK QTY
16-00506	18in	10/3	STW	Blue/Yellow	1	L5-30	TT-30	30 3750	10
16-00526	18in	10/3	STW	Blue/Yellow	1	L14-30	TT-30	30 3750	10




16-00506

16-00526


For additional Generator Adapters see page 14.

RV Adapters & Extension Cords with **E-ZEE GRIP**™

30 AMP RV Extension Cord with **E-ZEE GRIP™** 

ITEM PN#	CORD LENGTH	WIRE GAUGE	WIRE TYPE	WIRE COLOR	OUTLETS	PLUG TYPE	RECEPTACLE TYPE	POWER RATING AMPS	WATTS	PACK QTY
16-00507	15ft	10/3	STW	Blue/Yellow	1	TT-30	TT-30	30	3750	4
16-00508	25ft	10/3	STW	Blue/Yellow	1	TT-30	TT-30	30	3750	2
16-00509	50ft	10/3	STW	Blue/Yellow	1	TT-30	TT-30	30	3750	1



50 AMP RV Extension Cord with **E-ZEE GRIP™** 


ITEM PN#	CORD LENGTH	WIRE GAUGE	WIRE TYPE	WIRE COLOR	OUTLETS	PLUG TYPE	RECEPTACLE TYPE	POWER RATING AMPS	WATTS	PACK QTY
16-00510	15ft	6/3-8/1	STW	Blue/Yellow	1	14-50	14-50	50	12500	2
16-00511	30ft	6/3-8/1	STW	Blue/Yellow	1	14-50	14-50	50	12500	1



RV Locking Extension Cords with **E-ZEE GRIP**™



LOCKING 30 AMP & 50AMP RECEPTACLES

RV Extension Cord with Locking Tight Female Receptacle 

ITEM PN#	CORD LENGTH	WIRE GAUGE	WIRE TYPE	WIRE COLOR	OUTLETS	PLUG TYPE	RECEPTACLE TYPE	PACK QTY
16-00584	25ft	10/3	STW	Blue/Yellow	1	TT-30	L5-30	2
16-00585	35ft	10/3	STW	Blue/Yellow	1	TT-30	L5-30	2
16-00586	25ft	6/3-8/1	STW	Blue/Yellow	1	14-50	SS2-50	2
16-00587	35ft	6/3-8/1	STW	Blue/Yellow	1	14-50	SS2-50	2



RV Conversion Cords with Locking Tight Female Receptacle

16-00588	25ft	10/3	STW	Blue/Yellow	1	TT-30	SS2-50	2
16-00589	25ft	10/3	STW	Blue/Yellow	1	14-50	L5-30	2

RV Locking Adapters with **E-ZEE GRIP**™

RV Adapters with Locking Tight Female Receptacle

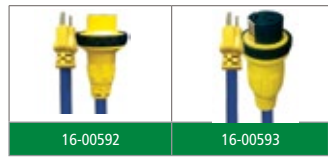
16-00590	2ft	10/3	STW	Blue/Yellow	1	TT-30	L5-30	10
16-00591	2ft	10/3	STW	Blue/Yellow	1	TT-30	SS2-50	10
16-00592	2ft	10/3	STW	Blue/Yellow	1	5-15	L5-30	10
16-00593	2ft	10/3	STW	Blue/Yellow	1	5-15	SS2-50	10



RV Locking Molded Adapters

Heavy Duty Molded Adapters

ITEM PN#	OUTLETS	PLUG TYPE	RECEPTACLE TYPE	PACK QTY
16-00594	1	5-15	L5-30	10
16-00595	1	TT30	L5-30	10
16-00596	1	5-15	SS2-50	10
16-00597	1	TT30	SS2-50	10



E-ZEE GRIP Replacement Handle
See Page 43.

RV Plan-O-Grams

Voltec Power and Lighting's E-ZEEGRIP™ Cord and Adapters set provides a complete electrical offering in a convenient display. This E-ZEEGRIP™ set combines a full selection of electrical cords and adapters as well as a few features to make the shopping experience easy! Voltec's E-ZEEGRIP™ set works well as an end cap or as stand alone display.

Voltec Premium Retail Set - PN# 16-02000 Includes the following:

PN#	Description	Set Qty
16-00500	15M-30F Round Park Adapter	10
16-00501	30M-15F Round Park Adapter	10
16-00502	1Ft 15M-30F Dog Bone Adapter w/ E-ZEEGRIP Handle	3
16-00503	1Ft 30M-15F Dog Bone Adapter w/ E-ZEEGRIP Handle	3
16-00504	18 In 30M-50F Dog Bone Adapter w/ E-ZEEGRIP Handle	3
16-00505	18 In 50M-30F Dog Bone Adapter w/ E-ZEEGRIP Handle	3
16-00506	18 In 30 Amp 3 Prong Generator Adapter w/ E-ZEEGRIP Handle	3
16-00526	18 In 30 Amp 4 Prong Generator Adapter w/ E-ZEEGRIP Handle	3
16-00548	Replacement Ezeegrip Handle For 30 Amp Cords	5
16-00549	Replacement Ezeegrip Handle For 50 Amp Cords	5
16-00590	2 Ft 30M-50F Locking Dog Bone Adapter w/ E-ZEEGRIP Handle	3
16-00591	2 Ft 50M-30F Locking Dog Bone Adapter w/ E-ZEEGRIP Handle	3
16-00592	2 Ft 15M-30F Locking Dog Bone Adapter w/ E-ZEEGRIP Handle	3
16-00552	1 Ft 15M-30F Dog Bone Adapter	10
16-00553	1 Ft 30M-15F Dog Bone Adapter	10
16-00554	18 In 30M-50F Dog Bone Adapter	10
16-00555	18 In 50M-30F Dog Bone Adapter	10
16-00558	25 Ft 30 Amp RV Extension Cord	4
16-00508	25 Ft 30 Amp RV Extension Cord w/ E-ZEEGRIP Handle	2
16-00584	25 Ft 30 Amp Locking RV Extension cord w/ E-ZEEGRIP Handle	2
16-00561	30 Ft 50 Amp RV Extension Cord	2
16-00511	30 Ft 50 Amp RV Extension Cord w/ E-ZEEGRIP handle	2
16-00586	25 Ft 50 Amp Locking RV Extension Cord w/ E-ZEEGRIP Handle	2



- E-ZEEGRIP Display Sign
- Re-order Hang Tags
- Wire Baskets for Traditional Adapters

Voltec Standard Retail Set - PN# 16-01000 Includes the following:

PN#	Description	Set Qty
16-00500	15M-30F Round Park Adapter	10
16-00501	30M-15F Round Park Adapter	10
16-00502	1Ft 15M-30F Dog Bone Adapter w/ E-ZEEGRIP Handle	3
16-00503	1Ft 30M-15F Dog Bone Adapter w/ E-ZEEGRIP Handle	3
16-00504	18 In 30M-50F Dog Bone Adapter w/ E-ZEEGRIP Handle	6
16-00505	18 In 50M-30F Dog Bone Adapter w/ E-ZEEGRIP Handle	3
16-00506	18 In 30 Amp 3 Prong Generator Adapter w/ E-ZEEGRIP Handle	3
16-00526	18 In 30 Amp 4 Prong Generator Adapter w/ E-ZEEGRIP Handle	3
16-00548	Replacement Ezeegrip Handle For 30 Amp Cords	5
16-00549	Replacement Ezeegrip Handle For 50 Amp Cords	5
16-00552	1Ft 15M-30F Dog Bone Adapter	10
16-00553	1Ft 30M-15F Dog Bone Adapter	10
16-00554	18 In 30M-50F Dog Bone Adapter	10
16-00555	18 In 50M-30F Dog Bone Adapter	10
16-00558	25 Ft 30 Amp RV Extension Cord	4
16-00508	25 Ft 30 Amp RV Extension Cord w/ E-ZEEGRIP Handle	2
16-00561	30 Ft 50 Amp RV Extension Cord	2
16-00511	30Ft 50 Amp RV Extension Cord w/ E-ZEEGRIP Handle	2



- E-ZEEGRIP Display Sign
- Re-order Hang Tags
- PDQ Tray Packs for Adapters

RV Adapters

Voltec Power and Lighting has over ten years of distribution experience and draws strength from over twenty years of manufacturing. Our commitment to quality has earned us both ISO 13485 and ISO 9001 ratings for quality control and excellence in manufacturing. We are also a UL registered firm, with products listed for UL, cUL, and ULus. Voltec

Power and Lighting reaches into professional markets for PRO users in many categories, giving us a broad product offering for both the front of the store, into service areas.


Voltec Power and Lighting manufactures a full line of RV products, from molded adapters and cords to inverters and generator adapters. Our patented E-ZEEGRIP® series offers a premium product to customers with ungraded features at a great price. Our point of purchase displays and NEW E-ZEEGRIP® set make marketing easy! This year, Voltec introduces our new line of RV locking products with our patented E-ZEEGRIP® handle.

Park Adapters

ITEM PN#	OUTLETS	PLUG TYPE	RECEPTACLE TYPE	PACK QTY
16-00500	1	5-15	TT-30	10/100
16-00501	1	TT-30	5-15	10/100
16-00550	1	5-15	TT-30	10/100
16-00551	1	TT-30	5-15	10/100

Park Generator Adapter


16-00516	1	L5-30	TT-30	10/50
16-00517	1	L14-30	TT-30	10/50

 For additional Generator Adapters see page 14.



Heavy Duty Molded Adapters

ITEM PN#	OUTLETS	PLUG TYPE	RECEPTACLE TYPE	PACK QTY
16-00582	1	TT-30	14-50	10/50
16-00583	1	14-50	TT-30	10/50



30 & 50 AMP Replacement Heads



ITEM PN#	DESCRIPTION	PACK QTY
16-00580	Male TT-30 Replacement Head	10/50
16-00581	Female TT-30 Replacement Head	10/50
16-00578	Male 14-50 Replacement Head	10/50
16-00579	Female 14-50 Replacement Head	10/50



Flat Wire Adapters

ITEM PN#	CORD LENGTH	GAUGE	PLUG TYPE	RECEPTACLE TYPE	PACK QTY
16-00568	12in	10/3	5-15	TT-30	10
16-00569	12in	10/3	TT-30	5-15	10
16-00570	18in	10/3	TT-30	14-50	10
16-00571	18in	10/3	14-50	TT-30	10



RV Adapter and Extension Cords Traditional Series

15-30 AMP Adapter

ITEM PN#	CORD LENGTH	WIRE GAUGE	WIRE TYPE	WIRE COLOR	OUTLETS	PLUG TYPE	RECEPTACLE TYPE	POWER RATING AMPS WATTS	PACK QTY
16-00552	12in	10/3	STW	Black	1	5-15	TT-30	15 1875	10



30-15 AMP Adapter

ITEM PN#	CORD LENGTH	WIRE GAUGE	WIRE TYPE	WIRE COLOR	OUTLETS	PLUG TYPE	RECEPTACLE TYPE	POWER RATING AMPS WATTS	PACK QTY
16-00553	12in	10/3	STW	Black	1	TT-30	5-15	15 1875	10



30-50 AMP Adapter

ITEM PN#	CORD LENGTH	WIRE GAUGE	WIRE TYPE	WIRE COLOR	OUTLETS	PLUG TYPE	RECEPTACLE TYPE	POWER RATING AMPS WATTS	PACK QTY
16-00554	18in	10/3	STW	Black	1	TT-30	14-50	30 3750	10



50-30 AMP Adapter

ITEM PN#	CORD LENGTH	WIRE GAUGE	WIRE TYPE	WIRE COLOR	OUTLETS	PLUG TYPE	RECEPTACLE TYPE	POWER RATING AMPS WATTS	PACK QTY
16-00555	18in	10/3	STW	Black	1	14-50	TT-30	30 3750	10



30 AMP and 50 AMP RV Extension Cord

ITEM PN#	CORD LENGTH	WIRE GAUGE	WIRE TYPE	WIRE COLOR	OUTLETS	PLUG TYPE	RECEPTACLE TYPE	POWER RATING AMPS WATTS	PACK QTY
16-00557	10ft	10/3	STW	Black	1	TT-30	TT-30	30 3750	4
16-00558	25ft	10/3	STW	Black	1	TT-30	TT-30	30 3750	2
16-00559	50ft	10/3	STW	Black	1	TT-30	TT-30	30 3750	1
16-00561	30ft	6/3-8/1	STW	Black	1	14-50	14-50	50 12500	2



RV Power Supply Cords

30 AMP Right Angle Power Supply Cord

ITEM PN#	CORD LENGTH	WIRE GAUGE	WIRE TYPE	WIRE COLOR	OUTLETS	PLUG TYPE	POWER RATING AMPS WATTS	PACK QTY
16-00562	25ft	10/3	STW	Black	1	TT-30	30 3750	2
16-00566	35ft	10/3	STW	Black	1	TT-30	30 3750	2



50 AMP Right Angle Power Supply Cord

ITEM PN#	CORD LENGTH	WIRE GAUGE	WIRE TYPE	WIRE COLOR	OUTLETS	PLUG TYPE	POWER RATING AMPS WATTS	PACK QTY
16-00563	30ft	6/3-8/1	STW	Black	1	14-50	50 12500	2



30 AMP Right Angle Male and Female Pigtail

ITEM PN#	CORD LENGTH	WIRE GAUGE	WIRE TYPE	WIRE COLOR	OUTLETS	PLUG TYPE	POWER RATING AMPS WATTS	PACK QTY
16-00564	18in	10/3	STW	Black	1	TT-30 Male	30 3750	10
16-00565	18in	10/3	STW	Black	1	TT-30 Female	30 3750	10



Replacement Parts

Work Light Replacement Parts

ITEM PN#		PACK QTY
08-00286	Metal Replacement Bulb Guard	12
08-00287	Industrial Metal Replacement Bulb Guard	12
08-00290	Trouble Light Replacement Head w/ Metal Cage	6
08-00401	Replacement Wire Guard for 400W Metal Halide	1



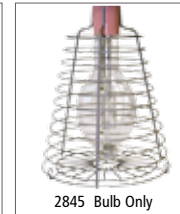

10 Watt LED Bulb

ITEM PN#	DESCRIPTION	CALVIN RATING	LUMENS	LAMPLIFE (HRS)	PACK QTY
08-00025	LED "A19"	6500K	850	35,000	1



Replacement Bulbs

ITEM PN#		BULB RATING	PACK QTY
7760	Rough Service "A" Bulb	75W	2/10
7759	Rough Service "A" Bulb	100W	2/10
00365	60W Silicone Coated Bulb	60W	30/120
00378	75W Silicone Coated Bulb	75W	30/120
00391	100W Silicone Coated Bulb	100W	30/120
PL13/41	Compact Fluorescent Bulb - 65K	13W	20/200
08-00802	200W Halogen Bulb	200W	10
Q500T3/CL	500W Halogen Bulb	500W	25/250
Q250T3/CL	250W Halogen Bulb	250W	25/250
2845	400W Metal Halide Bulb Pulse Start	400W	1/6
08-00631	6-Pack 500W Halogen Bulbs	500W	12/72



Battery and Charger Replacement

PN#	DESCRIPTION	PACK QTY
08-01717	08-00712 Lithium Rechargeable Battery	1
08-02717	08-00717 Replacement Charger	1

E-ZEE GRIP 2 Pack Replacement Handle

16-00548	Yellow Replacement Handle for 30AMP	5/50
16-00549	Yellow Replacement Handle for 50AMP	5/50



NEMA Chart

**2 Pole,
2 Wire**

VOLTAGE	LINE#	15 AMPERE		20 AMPERE		30 AMPERE		50 AMPERE		60 AMPERE	
		CONNECTOR	PLUG	CONNECTOR	PLUG	CONNECTOR	PLUG	CONNECTOR	PLUG	CONNECTOR	PLUG
125V	1										
250V	2										

**2 Pole,
3 Wire,
Grounding**

VOLTAGE	LINE#	15 AMPERE		20 AMPERE		30 AMPERE		50 AMPERE		60 AMPERE	
		CONNECTOR	PLUG	CONNECTOR	PLUG	CONNECTOR	PLUG	CONNECTOR	PLUG	CONNECTOR	PLUG
125V	5										
250V	6										
277V	7										

**3 Pole,
3 Wire**

VOLTAGE	LINE#	15 AMPERE		20 AMPERE		30 AMPERE		50 AMPERE		60 AMPERE	
		CONNECTOR	PLUG	CONNECTOR	PLUG	CONNECTOR	PLUG	CONNECTOR	PLUG	CONNECTOR	PLUG
125V/250V	10										
3 ϕ Δ 250V	11										

**3 Pole,
3 Wire,
Grounding**

VOLTAGE	LINE#	15 AMPERE		20 AMPERE		30 AMPERE		50 AMPERE		60 AMPERE	
		CONNECTOR	PLUG	CONNECTOR	PLUG	CONNECTOR	PLUG	CONNECTOR	PLUG	CONNECTOR	PLUG
125V/250V	14										
3 ϕ Δ 250V	15										

**4 Pole,
4 Wire**

VOLTAGE	LINE#	15 AMPERE		20 AMPERE		30 AMPERE		50 AMPERE		60 AMPERE	
		CONNECTOR	PLUG	CONNECTOR	PLUG	CONNECTOR	PLUG	CONNECTOR	PLUG	CONNECTOR	PLUG
3 ϕ Y 120/208V	18										

**Locking
Plugs and
Receptacles**

VOLTAGE	LINE#	15 AMPERE		20 AMPERE		30 AMPERE		50 AMPERE		60 AMPERE	
		CONNECTOR	PLUG	CONNECTOR	PLUG	CONNECTOR	PLUG	CONNECTOR	PLUG	CONNECTOR	PLUG
125V	L1										
250V	L2										
125V	L5										
250V	L6										
277V, A.C.	L7										
480V	L8										
600V	L9										
125V/250V	L14										

Glossary

Conductor Color Codes

Function	NA - North America (US/Canada)	IEC - International
L = Line (Hot)	Black	Brown
N = Neutral	White	Light Blue
E = Earth (Ground)	Green or Green/Yellow	Green/Yellow
4th Conductor	Red	-
5th Conductor	Yellow	-
6th Conductor	Orange	-

Technical Data

Full Load Current Values

Current Values Based on Usual Speed and Normal Torque

For full load currents of 206V and 200V motors, increase corresponding 220V value above by 6% and 10% respectively.

Motor Horse Power AC	Rated Motor Voltage – 110V to 120V			Rated Motor Voltage – 220V to 240V		
	Direct Current	Single-Phase AC	Three-Phase (Induction) AC	Direct Current	Single-Phase AC	Three-Phase (Induction) AC
.25	2.9 Amps	5.8 Amps	-	1.5 Amps	2.9 Amps	-
.33	3.6	7.2	-	1.8	3.5	-
.25	5.2	9.8	4.0 Amps	2.6	4.9	2.0 Amps
3.4	7.4	13.8	5.6	3.7	6.9	2.8
1	9.4	16.0	7.2	4.7	8.0	3.6
1.5	13.2	20.0	10.4	6.6	10.0	5.2
2	17.0	24.0	13.6	8.5	12.0	6.8
3	25.0	34.0	-	12.2	17.0	9.6
5	40.0	56.0	-	20.0	28.0	15.2
7.5	58.0	80.0	-	29.0	40.0	22.0
10	76.0	100.0	-	38.0	50.0	28.0

Current Carrying Capacity of Flexible Cords

Based on Ambient Temperature of 30°C (86°F)

Amperage shown is for not more than three conductors in a cord. If cord has from four to six conductors, decrease the values shown.

†The ampacities under subheading A are applicable to three-conductor cords and four-conductor cords with three conductors carrying current. The ampacities under subheading B are applicable to two-conductor cords and three-conductor cords with two conductors carrying current.

AWG Wire Size	Thermoplastic Types ST, STO, SJT, SJTO SVT, SVTO, SPT		Types HPD, HPN, HSJ HSO
	A†	B†	
18	7 Amps	10 Amps	10 Amps
17	-	-	12
16	10	13	15
14	15	18	20
12	20	25	30
10	25	30	35
8	35	40	-
6	45	55	-

NOTE: On extension cords over 50 feet, derate by two wire sizes.

Glossary

Amperage Ratings for Metric Copper

Copper Size mm ³	ETSA	Western European*
0.50	3.0 Amps	6.0 Amps
0.75	7.5	10.0
1.00	10.0	12.0
1.50	15.0	16.0
2.50	20.0	20.0

*General use ratings only. Check with appropriate approval agency for specific applications, as ratings vary from country to country.

Glossary of Terms

<p>AWG Abbreviation for American Wire Gauge.</p> <p>AWM Designation for appliance wiring material.</p> <p>Alternating Current Electric current that continually reverses its direction. It is expressed in cycles per second (hertz of Hz).</p> <p>Ambient Temperature The temperature of a medium (gas or liquid) surrounding the object.</p> <p>American Wire Gauge (AWG) A standard system for designating wire diameter. Also referred to as the Brown and Sharpe (B&S) wire gauge.</p> <p>Ampacity (See Current Carrying Capacity).</p> <p>Ampere The unit of current. One ampere is the current flowing through one ohm of resistance at one volt potential.</p> <p>Anneal Relief of mechanical stress through heat and gradual cooling. Annealing copper renders it less brittle.</p> <p>Audio Frequency the range of frequencies audible to the human ear. Usually 20-20,000 Hz.</p> <p>Basic Protection A commonly used industry term for partial surge protection, usually a single MOV protecting line-to-neutral (see Full Protection).</p> <p>Braid A fibrous or metallic group of filaments interwoven in cylindrical form to form a covering over one or more wires.</p> <p>Breakdown Voltage The voltage at which the insulation between conductors breaks down.</p> <p>Bunch Stranding A group of wires of the same diameter twisted together without a predetermined pattern.</p> <p>Cabling The twisting together of two or more insulated conductors to form a cable.</p>	<p>Capacitance The ability of a dielectric material between conductors to store electricity when a difference of potential exists between the conductors. The unit of measurement is the farad, which is the capacitance value that will store a charge of one coulomb when a one-volt potential difference exists between the conductors. In AC, one farad is the capacitance value that will permit one ampere of current when the voltage across the capacitor changes at a rate of one volt per second.</p> <p>Circuit (Electric) The complete path of an electrical current. When the continuity is broken, it is called an open circuit; when continuity is maintained, it is called a closed circuit.</p> <p>Clamp To hold the current or voltage at a specific fixed level.</p> <p>Cold Flow Permanent deformation of the insulation due to mechanical force or pressure (not due to heat softening).</p> <p>Color Code A system for circuit identification through use of solid colors and contrasting tracers.</p> <p>Compound An insulating or jacketing material made by mixing two or more ingredients.</p> <p>Concentricity In a wire or cable, the measurement of the location of the center of the conductor with respect to the geometric center of the surrounding insulation.</p> <p>Conductor An insulated wire suitable for carrying electrical current.</p> <p>Contacts The parts of the connector that actually carry the electrical current, and are touched together or separated to control the flow.</p>
---	--

Glossary of Terms

Continuity Check	A test to determine whether electrical current flows continuously throughout the length of a single wire or individual wires in a cable.
Cord	A flexible insulated wire.
Corona	Ionization of air surrounding a conductor caused by the influence of high voltage. Causes deterioration of insulation materials.
Crazing	The minute cracks on the surface of plastic materials.
CSA	Abbreviation for Canadian Standards Association, a non-profit, independent organization that operates a listing service for electrical and electronic materials and equipment. The Canadian counterpart of the Underwriters Laboratories.
Current Carrying Capacity	The maximum current an insulated conductor can safely carry without exceeding its insulation and jacket temperature limitations.
Dielectric Strength	The voltage that an insulation can withstand before breakdown occurs. Usually expressed as a voltage gradient (such as volts per mil).
Direct Capacitance	The capacitance measured directly from conductor to conductor through a single insulating layer.
Direct Current	An electric current that flows in only one direction.
Drain Wire	In a cable, the uninsulated wire laid over the component or components and used as a ground connection.
Drawing	In wire manufacture, pulling metal through a die or series of dies to reduce diameter to a specified size.
Electromagnetic	Unwanted signals picked up and transmitted over electrical lines, caused by varying magnetic fields.
Eccentricity	Like concentricity, a measure of the center of a conductor's location with respect to the circular cross-section of the insulation. Expressed as a percentage of displacement of one circle within the other.
Elongation	The fractional increase in length of a material stressed in tension.

Glossary

Energy Capacity	The heat absorption capacity to absorb electrically generated heat, expressed in joules, or watt-seconds.
Filler	(1) A material used in multiconductor cables to occupy large interstices formed by the assembled conductors. (2) An inert substance added to a compound to improve properties or decrease cost.
Flame Resistance	The ability of a material not to propagate flame once the heat source is removed.
Flex Life	The measurement of the ability of a conductor or cable to withstand repeated bending.
Frequency	The number of times an alternating current repeats its cycle in one second. (See Hertz)
Gauge	A term used to denote the physical size of a wire.
Ground	An electrical term meaning to connect to the earth or other large conducting body to serve as an earth, thus making a complete electrical circuit.
HPN	Parallel heater cord, typically neoprene-type insulation.
Harness	An arrangement of wires and cables, usually with many breakouts, which have been tied together or pulled into a rubber or plastic sheath, used to interconnect an electrical circuit.
Hertz (Hz)	A term replacing cycles per second as an indication of frequency.
High Potential	A test designed to check the integrity of a conductor's insulation by applying a specified high voltage.
Hybrid Circuit	A surge suppressor that uses a combination of two or more types of electronic devices to provide additional or multi-stage surge protection (most surge protection use only MOVs).
Hz	Abbreviation for hertz.
Impedance	The total opposition that a circuit offers to the flow of alternating current or any other varying current at a particular frequency. It is a combination of resistance R and reactance X, measured in ohms.

Glossary

Glossary of Terms

Inductance	The property of a circuit or circuit element that opposes a change in current flow, thus causing current changes to lag behind voltage changes. It is measured in henrys.	Primary Insulation	The first layer of non-conductive material applied over a conductor, whose prime function is to act as electrical insulation.
Insulation	A material having high resistance to the flow of electric current. Often called a dielectric in radio frequency cable.	Put-Up	Packaging of finished wire or cable.
Jacket	An outer non-metallic protective covering applied over an insulated wire or cable.	Rated Voltage	The maximum voltage at which an electrical component can operate for extended periods without undue degradation or safety hazard.
Jumper Cable	A short flat cable inter-connecting two wiring boards or devices.	Resistance	A measure of the difficulty in moving electrical current through a medium when voltage is applied, measured in ohms.
Lay	The length measured along the axis of a wire or cable required for a single strand (in stranded wire) or conductor (in cable) to make one complete turn about the axis of the conductor or cable.	S	Heavy-duty, rubber-insulated portable cord. Stranded copper conductors with separator and individual rubber insulation. Two or more color-coded conductors cabled with filler, wrapped with separator and rubber jacketed overall. 600 V.
Longitudinal Shield	A tape shield, flat or corrugated, applied longitudinally with the axis of the core being shielded.	SEOW	Thermoplastic elastomer (TPE) insulated conductors. Water flame, oil, abrasion, ultraviolet resistant for outdoor use.
L-N	An abbreviation for line-to-neutral, the location for the most common type of power surge (see Full Protection).	SJ	Junior hard service, rubber-insulated pendant or portable cord. Same construction as type S, but 300 V. Jacket thickness smaller.
MTW	Thermoplastic insulated machine tool wire.	SJEOW	Same as SJ, with Thermoplastic elastomer (TPE) jacket and insulated conductors. Water, flame, oil, abrasion, ultraviolet resistant for outdoor use.
Multiconductor	More than one conductor within a single cable complex.	SJEOOW	Same as SJEOW, but with oil resistant inner and outer jacketing.
Mylar	A synthetic compound with high dielectric qualities made by Du-pont® and used extensively in the wire and cable industry.	SJO	Same as SJ, but neoprene, oil-resistant compound outer jacket. Can also be made "water resistant". 300 V, 60°C, 75°C, or 90°C.
Noise	A term for unwanted electrical signals on the power line.	SJOOW	All rubber, oil, water, flame, abrasion resistant in/out jacket. 300 V, -40°C to 90°C.
Noise Filter	An electronic component, usually a capacitor, designed to minimize unwanted electrical signals.	SJT	Junior hard service thermoplastic insulated conductors with overall thermoplastic jacket, 300 V, 60°C, 75°C, or 90°C. Indoor use.
Ohm	A unit of electrical resistance.	SJTO	Same as SJT, but oil-resistant thermoplastic outer jacket.
Peak Current	Another term for energy capacity.	SJTW	Same as SJT, but outdoor water-resistant outer jacket.
Picosecond	One trillionth of a second.		
Plasticizer	A chemical agent added to plastics to make them softer and more pliable.		
Potting	The sealing of a cable termination or other component with a liquid that thermosets into an elastomer.		

Glossary

Glossary of Terms

SO	Hard service cord. Same construction as type S, except thicker oil-resistant neoprene jacket. 600 V, 60°C to 90°C.	Shield	A sheet, screen, or braid of metal, usually copper, aluminum, or other conducting material, placed around or between electric circuits or cables or their components to contain any unwanted radiation, or to keep out any unwanted interference.
SOOW	All rubber, oil, water, flame, abrasion resistant indoor/outdoor jacket. 600 V, -40°C to 90°C.	Spacing	Distance between the closest edges of two adjacent conductors.
SP-1	All rubber, parallel-jacketed, two-conductor light-duty cord for pendant or portable use. 300 V.	Spark Test	A test designed to locate pin-holes in the insulation of a wire or cable by application of high voltage for a very short period of time while the wire is being drawn through the electrode field.
SP-2	Same as SP-1, but heavier construction, with or without a third conductor for grounding purposes. 300 V.	Spiral Wrap	The helical wrap of a tape over a core.
SP-3	Same as SP-2, but heavier construction for refrigerators or room air conditioners. 300 V.	Strand	A single uninsulated wire.
SPT-1	Same as SP-1, except all-thermoplastic. 300 V. With or without third conductor for grounding.	Stranded Conductor	A conductor composed of groups of wires twisted together.
SPT-2	Same as SP-2, except all-thermoplastic. 300 V. With or without third conductor for grounding.	Tensile Strength	The pull stress required to break a given specimen.
SPT-3	Same as SP-3, except all-thermoplastic. 300 V. With or without third conductor for grounding.	Thermoplastic	A material that softens when heated and becomes firm on cooling. Example: PVC (plastic).
ST	Hard service cord, jacketed. Same as type S, except all-plastic construction. 600 V, 60°C to 105°C.	Thermoset	A material that hardens or sets when heat is applied and that, once set, cannot be resoftened by heating. The application of heat is called "curing." Example: rubber.
STO	Same as ST, but with oil-resistant thermoplastic outer jacket. 600 V, 60°C to 105°C.	UL	Abbreviation for Underwriters Laboratories, a non-profit independent organization that operates a listing service for electrical and electronic materials and equipment.
STW	Same as ST, but indoor/outdoor water-resistant outer jacket.	UL 497A	The UL standard covering the basis for UL listing of surge controls for phone lines.
SVT	All plastic construction. Light-duty vacuum cleaner cord. With or without third conductor for ground purposes only. 300 V, 60°C to 105°C.	UL 452	The UL standard covering the basis for UL listing of CATV lines.
Separator	Pertaining to wire and cable, a layer of insulating material such as textile, paper, mylar, etc., which is placed between a conductor and its dielectric, between a cable jacket and the components it covers, or between various components of a multiple-conductor cable. It can be utilized to improve stripped qualities, roundness, and/or flexibility, or can offer additional mechanical or electrical protection to the components it separates.	Voltage	The term most often used in place of electromotive force, potential, potential difference, or voltage drop to designate the electrical pressure that exists between two points and is capable of producing a current when a closed circuit is connected between two points.
		VW-1	A flammability rating established by Underwriters Laboratories for wires and cables that pass a specially designed vertical flame test, formerly designated FR-1. Typically used for individual conductors or parallel-type constructions.

Wiring Device - Cross Reference

Thermal Plastic Housing			
VOLTEC PN#	BRYANT PN#	MARINCO PN#	LEVITON PN#
12-00244B	5965B		
12-00245B	5969B		

Rubber Wet Guard® Housing			
VOLTEC PN#	BRYANT PN#	MARINCO PN#	LEVITON PN#
12-00344L			0138SO-2878
12-00345L			0B39SO-2865

Nylon Plugs			
VOLTEC PN#	BRYANT PN#	MARINCO PN#	LEVITON PN#
12-00225	5266N	5266	061-5266-00C
12-00227	5366NP	5366	061-5366-00C
12-00229	70520NP	205P	061-02311-000
12-00231	70620NP	206P	061-02321-000
12-00233	70530NP	305P	061-02611-000
12-00235	70630NP	306P	061-02621-000
12-00237	71420NP	2014P	061-02411-000
12-00239	71430NP	3014P	061-02711-000
12-00242		CS6365N	
12-00242V			
12-00244YL			000-515PV-000 Yellow
12-00244BL			000-515PV-000

Nylon Connectors			
VOLTEC PN#	BRYANT PN#	MARINCO PN#	LEVITON PN#
12-00224	9755N		000-115PR
12-00226	5269NC	5269	061-05269-00C
12-00228	5369NC	5369	061-05369-00C
12-00230	70520NC	205C	065-02313-000
12-00232	70620NC	206C	065-02323-000
12-00234	70530NC	305C	165-02613-000
12-00236	70630NC	306C	165-C2623-000
12-00238	71420NC	2014C	165-02413-000
12-00240	71430NC	3014C	165-02713-000
12-00243		CS6364N	
12-00243V			
12-00245YL			000-515CV-000 Yellow
12-00245BL			000-515CV-000

Corporate Office and Satellite Warehouse Locations:

Corporate Office 13885 Ramona Ave Chino, CA 91710 Office: 909-606-1991 Fax: 909-606-0281 Toll Free: 866-4VOLTEC (486-5832)
Construction Product Sales 1814 Beach St Broadview, IL 60155 Office: 800-837-2771 Fax: 800-837-1329
Christy and Associates 2412 Lynx Lane Orlando, FL 32804 Office: 407-896-1800 Fax: 407-895-0046
Satellite Sales 192 Clifford St Newark, NJ 07105 Office: 973-465-4343 Fax: 973-589-4631
Construction Agents Northwest 177 South Orcas Seattle, WA 98108 Office: 206-762-5450 Fax: 206-767-6804
Burrus & Matthews, Inc. 2221 Vanco Drive Irving, Texas 75061 Office: 972-438-8881 Fax: 972-438-229
Burrus & Matthews, Inc. 3800 Mcilhenny Houston, Texas 77004 Office: 713-659-3511 Fax: 713-659-2176

Warranty



Limited Lifetime Warranty:

For the lifetime of this product, if it fails due to a manufacturing defect, return it to Voltec for a free replacement. This warranty is limited to the replacement of the product only and no other warranty, liability or responsibility is implied or expressed.



Limited Warranty:

If the product fails during the 1 year warranty period due to a manufacturing defect, return it to Voltec for a free replacement. This warranty is limited to the replacement of the product only and no other warranty, liability or responsibility is implied or expressed.

Returns and Shipping Policy

Return Goods Authorization (RGA):

If the product fails during the warranty period, due to a manufacturing defect, return it to Voltec for a free replacement. This warranty is limited to the replacement of the product only and no other warranty, liability or responsibility is implied or expressed. Before returning any item to Voltec, an RGA number must be obtained directly from Voltec. Any item returned to Voltec without an RGA number will not be inspected and will be sent back to the original sender. Once an RGA is received, the item will be inspected, and if the item is deemed to be a manufacturing defect, a replacement will be sent to the customer on behalf of Voltec. If an RGA is received and deemed to be customer abuse, and not a manufacturing defect, this item will be sent back the customer at the customer's expense.

Shipping Policy:

Voltec's prepaid freight policy applies only to continental US addresses. All prepaid orders will be sent out at Voltec's discretion either using UPS ground or any major trucking line's. Purchase orders that do not reach Voltec's prepaid minimum will be charged to the customers account. For any freight prepay and add orders, Voltec will only be responsible for shipping UPS ground. If the customer requires an expedited service, or something other than UPS Ground, then the customer will have to provide their courier account number.



Index of Parts

Item No.	Page No.	Pack Qty.	MasterCarton Weight	UPC# 8-03058-
01-00001	20	25	8.82	00001-1
01-00002	20	25	8.82	00002-8
01-00003	20	25	11.46	00003-5
01-00004	20	25	11.46	00004-2
01-00005	20	25	14.33	00005-9
01-00006	20	25	14.33	00006-6
01-00007	20	25	16.53	00007-3
01-00008	20	25	16.53	00008-0
01-00012	20	25	22.05	00012-7
01-00013	20	25	22.05	00013-4
01-00015	20	25	39.46	00015-8
01-00016	20	25	39.46	00016-5
01-00041	23	18	19.85	00041-7
02-00034	20	24	24.26	00034-9
02-00037	20	12	30.21	00037-0
03-00045	21	25	11	00045-5
03-00047	21	25	11	00047-9
03-00048	21	20	48	00048-6
03-00049	23	25	7.5	00049-3
03-00050	23	25	14.55	00050-9
03-00051	23	25	19.4	00051-6
03-00052	23	25	7.72	00052-3
03-00054	23	25	14.77	00054-7
03-00055	23	25	19.84	00055-4
03-00059	21	12	46	00059-2
03-00060	21	25	22	00060-8
03-00062	21	25	22	00062-2
03-00063	21	6	37	00063-9
03-00064	21	25	23	00064-6
03-00065	21	6	37	00065-3
03-00066	21	24	38	00066-0
03-00067	22	12	15.88	00067-7
03-00069	22	12	20.73	00069-1
03-00070	22	12	18.07	00070-7
03-00072	22	12	24.24	00072-1
03-00073	22	12	22.05	00073-8
03-00075	22	12	29.99	00075-2
03-00076	22	12	22.27	00076-9
03-00078	22	12	26.46	00078-3
03-00079	22	12	22.75	00079-0
03-00081	22	12	30.64	00081-3
03-00082	22	12	30.86	00082-0
03-00084	22	12	43.42	00084-4
03-00447	21	6	24	00547-4
04-00085	14	25	4.5	00085-1
04-00087	14	25	4.5	00087-5
04-00088	13	25	14	00088-2
04-00089	13	6	4.95	00089-9
04-00090	13	6	5.1	00090-5
04-00091	13	6	5.1	00091-2
04-00092	14	10	5.73	00092-9
04-0092G	15	6	8.6	01092-5
04-0092N	14	10	5	00492-7
04-00093	14	10	5.73	00093-6
04-0093G	15	6	8.5	01093-2
04-0093N	14	10	5	00493-4
04-00094	13	18	21	00094-3
04-00095	13	18	30	00095-0
04-00096	13	12	18.96	00096-7

Item No.	Page No.	Pack Qty.	MasterCarton Weight	UPC# 8-03058-
04-00097	13	12	25.36	00097-4
04-00101	15	6	6.61	00101-8
04-00102	15	6	11	00102-5
04-00103	15	6	10	00103-2
04-00104	15	6	10	00104-9
04-00105	15	6	9	01105-5
04-00106	15	6		01106-2
04-00107	16	4		01107-6
04-00108	16	4		01108-3
04-00200	14	12	18.96	01000-3
04-00201	14	12	18.96	01001-0
04-00214	6, 14	4		01214-4
04-00215	6, 14	4		01215-1
04-00216	6, 14	4		01216-8
04-00217	6, 14	4		01217-5
04-00491	6, 13	6	4.45	00491-0
05-00105	7	12	43	00105-6
05-00106	7	4	26.9	00106-3
05-00107	7	2	26.9	00107-0
05-00108	7	12	24.7	00108-7
05-00109	7	12	44.98	00109-4
05-00110	7	6	48.95	00110-0
05-00111	7	6	1653	00111-7
05-00112	7	6	30.64	00112-4
05-00113	7	3	29.75	00113-1
05-00114	8	4	26.9	00114-8
05-00115	8	4	26.9	00115-5
05-00116	8	2	26.9	00116-2
05-00117	8	2	26.9	00117-9
05-00118	7	1	12	00118-6
05-00119	7	1	24	00119-3
05-00120	7	12	34.18	00120-9
05-00121	7	6	33.08	00121-6
05-00122	7	4	44.1	00122-3
05-00123	7	8	29.5	00123-0
05-00124	7	4	28.21	00124-7
05-00125	7	2	26.45	00125-4
05-00127	8	4	26.9	00127-8
05-00128	8	4	26.9	00128-5
05-00129	8	2	26.9	00129-2
05-00130	8	2	26.9	00130-8
05-00131	8	2	26.9	00131-5
05-00134	9	12	12.66	00134-6
05-00135	9	12	20	00135-3
05-00136	9	12	38	00136-0
05-00137	9	6	40	00137-7
05-00141	5,9	12	42	00141-4
05-00142	5,9	4	27	00142-1
05-00143	5,9	2	26	00143-8
05-00147	10	8	28	00147-6
05-00148	10	4	26	00148-3
05-00149	10	2	26.66	00149-0
05-00152	8	4	26.9	00152-0
05-00153	8	2	26.9	00153-7
05-00158	8	4	30	00158-2
05-00159	8	2	29	00159-9
05-00160	8	2	30	00160-5
05-00231	9	2	27	00367-8
05-00333	8	1	13	00333-3

Index of Parts

Item No.	Page No.	Pack Qty.	MasterCarton Weight	UPC# 8-03058-
05-00341	7	12	15	00370-8
05-00342	7	12	30	00371-5
05-00343	7	6	30	00373-9
05-00347	8	12	47	00447-7
05-00348	8	12	30	00348-7
05-00349	8	6	29	00349-4
05-00350	7	1	12.5	00350-0
05-00351	7	1	24.05	00351-7
05-00356	9	1	28	00356-2
05-00357	9	1	28	00357-9
05-00358	9	12	39.24	00358-6
05-00359	9	4	25.13	00359-3
05-00360	9	2	24.47	00360-9
05-00361	9	6	15.43	00361-6
05-00362	9	6	27.56	00362-3
05-00363	9	3	26.23	00363-0
05-00364	7	12	43	00364-7
05-00365	7	4	26.9	00365-4
05-00366	7	2	26.9	00666-2
06-00162	10	2	41.45	00162-9
06-00163	10	2	39.89	00163-6
06-00167	10	2	39.89	00167-4
06-00168	10	2	39.89	00168-1
06-00180	10	1	28	00680-8
06-00181	10	1	28	00681-5
07-00244	29	4		01244-1
07-00245	29	4		01245-8
07-00249	34	4	45.97	00249-7
07-00250	34	2	36	00250-3
07-00253	31	4	44	00253-4
07-00254	31	2	37	00254-1
07-00260	28	4	37	01260-1
07-00282	24	24	38.9	00282-4
07-00283	24	2	31.38	00283-1
07-00284	24	2	34.92	00284-8
08-00025	43			00000-?
08-00181	30	10	17.63	00181-0
08-00183	30	8	17.28	00183-4
08-00184	30	8	20.94	00184-1
08-00185	30	6	28.65	00185-8
08-00187	18	1		00187-2
08-00188	18	1		00188-9
08-00189	18	1	9.48	00189-6
08-00190	18	1	17.42	00190-2
08-00191	18	1	25.35	00191-9
08-00192	18	1	25.35	00192-4
08-00193	18	1	13.89	00193-3
08-00194	18	1	25.35	00194-0
08-00197	18	1	14.99	00197-1
08-00198	18	1	25.36	00198-8
08-00199	18	1	14.99	00199-5
08-00200	18	1	28	00200-8
08-00202	18	1	28	00202-2
08-00203	18	20	4.85	00203-9
08-00204	18	20	7.27	00204-6
08-00207	32	6	12.35	00207-7
08-00209	33	4	14.5	00209-1
08-00210	34	2	19	00210-7
08-00211	33	2	28	00211-4
08-00219	33	6	28	00219-0

Item No.	Page No.	Pack Qty.	MasterCarton Weight	UPC# 8-03058-
08-00256	30	6	7.96	00256-5
08-00257	30	6	13.7	00257-2
08-00258	30	6	22.76	00258-9
08-00264	32	6	12.16	00264-0
08-00268	33	6	22.76	00268-8
08-00270	33	6	23.21	00270-1
08-00286	43	12	4.42	00286-2
08-00287	43	12	9.28	00287-9
08-00290	43	6	11.27	00290-9
08-00382	30	6	30.21	00382-1
08-00400	17	1	21.45	01400-1
08-00401	43	1	2.6	01401-8
08-00403	17	2		01403-9
08-00404	17	2		01404-9
08-00431	36	12		01436-
08-00432	35	4		01432-2
08-00434	35	4		01434-6
08-00435	35	4		01435-3
08-00436	35	4		00000-0
08-00437	36	2		00000-0
08-00438	36	2		00000-0
08-00450	36	4		01450-6
08-00431	38	12		00000-?
08-00600	28	2		01600-5
08-00609	34	6	24	00609-9
08-00610	33	2	19	00610-5
08-00611	34	2	28	00611-2
08-00617	26	12		00617-4
08-00618	26	12		00618-1
08-00619	28	12		01619-7
08-00620	26	6	5.7	01620-3
08-00621	27	6	8.85	01621-0
08-00622	26	12	4	01622-7
08-00624	27	6	6.4	01624-1
08-00626	27	6	9.1	01626-5
08-00627	27	6		00627-3
08-00628	27	6		00628-0
08-00631	34	6		00631-0
08-00688	28	2		00688-4
08-00692	26	6		00692-1
08-00693	26	6		00693-7
08-00716	29	2		00716-4
08-00717	29	2		00717-1
08-00718	29	2		00718-8
08-00719	29	2		00719-?
08-00720	29	2		00720-1
08-01187	18	1		01187-1
08-01187LED	18	1		01287-8
08-01188LED	18	1		01288-5
08-01712	43	1/50		01712-5
08-02712	43	1/50		02712-?
09-00214	17	1	40	00214-5
09-00215	17	1	80	00215-2
09-00375	16	1	29.5	00375-3
09-0T376	16	1	43.65	00376-0
09-00431	17	1	35	00431-6
09-00432	17	1	70	00432-3
09-00435	17	1	7	00435-4
09-00437	17	2		00437-8
09-00675	16	1	29.5	00675-4

Index of Parts

Item No.	Page No.	Pack Qty.	MasterCarton Weight	UPC# 8-03058-
09-0T676	16	1	29.5	00676-1
10-00224	37	6	29	00224-4
10-00273	37	6	25	00273-2
10-00275	37	6	33	00275-6
10-00276	37	2	27.6	00276-3
10-00277	37	4	41.3	00277-0
10-00301	37	12	10.7	00301-2
10-00302	37	12	14.3	00302-9
10-00303	37	12	24	00303-6
10-00307	37	6	28.98	00307-4
10-00320	37	4	72	00320-3
11-00223	20	12	31.967	00223-7
11-00224	20	12	31.967	02224-2
11-00225	20	12	31.967	02225-9
11-00226	20	6	31.967	02226-6
11-00227	20	6	31.967	02227-3
16-00500	41	10/100	31.68	00500-9
16-00501	41	10/100	22.68	00501-6
16-00502	38	10	6.6	00502-3
16-00503	38	10	6.6	00503-0
16-00504	38	10	14.9	00504-7
16-00505	38	10	14.08	00505-4
16-00506	38	10	16	00506-1
16-00507	39	4	19.58	00507-8
16-00508	39	2	14.52	00508-5
16-00509	39	1	15	00509-2
16-00510	39	4	24	00510-8
16-00511	39	1	27	00511-5
16-00516	41	50	7	00516-0
16-00517	41	10/50		00000-?
16-00526	38	10	13	01126-0
16-00548	45	10	4	00548-1
16-00549	45	10	4.5	00549-5
16-00550	41	10/100	21	00550-4
16-00551	41	10/100	22	00551-1
16-00552	42	10	6.6	00552-8
16-00553	42	10	6.6	00553-5
16-00554	42	10	14.9	00554-2
16-00555	42	10	14.08	00555-9
16-00557	42	4	13	00557-3
16-00558	42	2	14.77	00558-0
16-00559	42	1	14.5	00559-7
16-00561	42	2	24.25	00561-0
16-00562	42	2	72.75	00562-7
16-00563	42	2	35.27	00563-4
16-00564	42	10	5.95	00564-1
16-00565	42	10	5.95	00565-8
16-00566	42	10	79.36	00566-5
16-00568	41	10	8.5	00568-9
16-00569	41	10	8.5	00569-6
16-00570	41	10	15.5	00570-2
16-00571	41	10	9.5	00571-9
16-00578	41	50	21	00578-8
16-00579	41	50	22	00579-5
16-00580	41	10/50	19.5	00580-1
16-00581	41	10/50	20.5	00581-8
16-00582	41	10/50	34	00582-5
16-00583	41	10/50	37	00583-2

Item No.	Page No.	Pack Qty.	MasterCarton Weight	UPC# 8-03058-
16-00584	39	2	16	00584-9
16-00585	39	2	21	00585-6
16-00586	39	2	39	00586-3
16-00587	39	2	54	00587-0
16-00588	39	2	17	00588-7
16-00589	39	2	16.5	00589-4
16-00590	39	10	16.5	00590-0
16-00591	39	10	22	00591-7
16-00592	39	10	13.5	00592-4
16-00593	39	10		00593-1
16-00594	39	10		00594-8
16-00595	39	10		00595-5
16-00596	39	10		00596-2
16-00597	39	10		00597-9
16-001000	40		Standard Planogram	
16-002000	40		Premium Planogram	



Corporate Office
 13885 Ramona Avenue
 Chino, CA 91710
 909.606.1991 tel
 909.606.0281 fax



Order by Phone Monday-Friday, 7 AM to 5 PM PST

1-866-4-VOLTEC (486-5832)

Email: customer_service@voltec-industries.com

For Complete Resource Visit Our Website

www.voltec-industries.com

Regional Distribution Warehouses

Chino, California
 Orlando, Florida
 Chicago, Illinois
 Newark, New Jersey
 Dallas, Texas
 Houston, Texas
 Seattle, Washington



March 2017

