


Accessories and Spare Parts

For 3RT2, 3RH2 Contactors and Contactor Relays




Selection

Terminals, Covers, Adapters, Connectors



Sealable Covers

 <p>3RT29 16-4MA10</p>	For contactors	Version	Order No.	PU (UNIT, SET, M)	PS*	Weight approx.
	Type					
	■ Sizes S00 and S0 ^① 3RT2 . 1, 3RT2 . 2, 3RH2 . Sealable covers for preventing manual operation					
			3RT29 16-4MA10	1	5 units	0.010




Connection Modules for Contactors with Screw Terminals

 <p>3RT19 26-4RD01</p>  <p>3RT19 00-4RE01</p>	■ Sizes S00 and S0						
	Adapters for contactors			Screw terminals 			
	Ambient temperature $T_{u \max.} = 60^{\circ}\text{C}$			Screw terminals			
	3RT2 . 1, 3RH2 .	Size S00, rated operational current I_e at AC-3/460 V: 20 A		3RT19 16-4RD01	1	1 unit	0.020
	3RT2 . 2	Size S0, rated operational current I_e at AC-3/460 V: 21 A		3RT19 26-4RD01	1	1 unit	0.200
Plugs for contactors							
3RT2 . 1, 3RT2 . 2, 3RH2 .	Size S00, S0		3RT19 00-4RE01	1	1 unit	0.025	

Coil Terminal Modules

 <p>3RT29 26-4RA11</p>	■ Size S0					
	3RT2 . 2	Connection from top	3RT29 26-4RA11	1	1 unit	0.010
		Connection from below	3RT29 26-4RB11	1	1 unit	0.010
		Connection diagonally	3RT29 26-4RC11	1	1 unit	0.010
				Spring-type terminals 		
3RT2 . 2	Connection from top	3RT29 26-4RA12	1	1 unit	0.010	
	Connection from below	3RT29 26-4RB12	1	1 unit	0.010	

Covers for Contactors with Ring Lug Terminal Connection

 <p>3RT29 16-4EA13</p>  <p>3RT29 26-4EB13</p>	■ Size S00					
				Ring lug terminal connection 		
	3RT2 . 1, 3RH2 .	Covers for ring lug terminal connections Single covers	3RT29 16-4EA13	1	10 units	0.001
■ Size S0						
3RT2 . 2	Covers for ring lug terminal connections Set for one device, comprising 4 single covers	3RT29 26-4EB13	1	1 unit	0.005	

① Exception: contactors and contactor relays with auxiliary switch block mounted onto the front.