

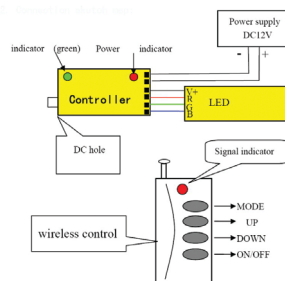
### Features:

- Pre-applied 3M tape allows for fast, hassle free installation.
- Field cuttable every 2" or 3 LED's.
- Low profile for discreet locations.
- Easy connectors allow for simple plug and play installation.
- UV rays and infrared wavelength are non existent.
- Sold in 16' rolls.**
- Remote control and adapter required.

### Electrical:

- Elite LED tape light is offered with a 100W 12V driver (LB100-DC-12V-100-120) that can power one run at 16' (5m).
- Elite LED color changing RGB tape light controller has 11 different modes and can be controlled via a remote control device. (part number LB101 Controller).
- Forward Voltage Drop: 1.92-2.2 V
- RGB Controller is designed for LED lighting control. It requires the use of a power supply and can power up to 32'. An amplifier is recommended for runs longer than 32'.

- The product's working voltage must be 12V DC or it will be damaged.
- The wireless control should be powered by a size 23A battery.
- Please connect according to the wiring diagram.
- The red indicator light shows the system is powered up. The green indicator light shows that controller is receiving signal from the remote.
- UP and DOWN button works only when the controller is in color changing mode.
- One wireless control matches one controller. Other wireless remotes will not work.
- One RGB controller can control max 32' of Flexible LED Strip, otherwise an amplifier is necessary.



**50,000 hrs**  
RATED LIFE

**16'**  
Maximum  
Continuous Run



LED  
TAPE

LB-LED FLEXIBLE LED TAPE LIGHT

### Interconnector

- LB101-ACC-4
- LB101-ACC-5
- LB101-ACC-6
- LB101-ACC-7



### Power Connector

- LB101-ACC-8
- LB101-ACC-9
- LB101-ACC-10
- LB101-ACC-11



### Remote Controller

LB101-CONTROLLER

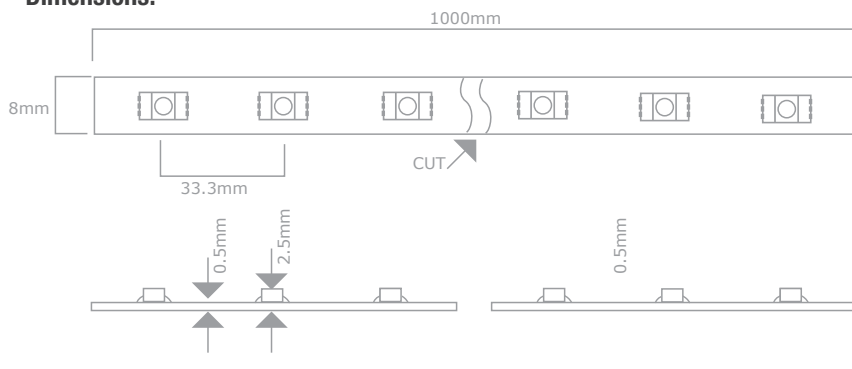
### RGB amplifier

LB101-ACC-AMP

### Coupling

LB101-ACC-3

### Dimensions:



For Hardwired Drivers go to page 434

TYPE	COLOR	VOLTAGE	CURRENT (MA)	POWER (W/FT)	VIEW ANGLE	LM/FT	# OF DIODES/ FT	ACCESSORIES
LB101-15F-RGB	RED	12V DC	<200					LB101-ACC-3 Coupling
	GREEN	12V DC	<200					LB101-ACC-4 4" interconnector
	BLUE	12V DC	<200					LB101-ACC-5 24" interconnector
	RGB	12V DC	<600	<4.4	100°	109	18	LB101-ACC-6 48" interconnector LB101-ACC-7 60" interconnector LB101-ACC-8 4" Power connector LB101-ACC-9 24" Power connector LB101-ACC-10 48" Power connector LB101-ACC-11 60" Power connector
								LB101-CONTROLLER 11 Mode Remote Controller
								LB101-ACC-AMP RGB amplifier
								LB100-DC-12V-100-120 100W DC Hardwire Driver

Due to the changes of constant improvement in LED technology, all details are subject to change without notice. Consult factory for up to date information.

## DIMMABLE COMPACT LED DC 12V/24V ELECTRONIC DRIVERS

TYPE	Input(277V)	Output
LB100-DR-12V-30W	1@30 Watts	12V DC
LB100-DR-12V-60W	1@60 Watts	12V DC
LB100-DR-12V-100W	1@100 Watts	12V DC
LB100-DR-24V-96W	1@96 Watts	24V DC



### LB100-ACC-MC Male Power Cable Connector

Must be ordered with Magnetic Driver

## DIMMABLE COMPACT LED DC 120V MAGNETIC DRIVERS

### APPROXIMATE SIZES AND WEIGHT

TYPE	Input(120V)	Output	Depth	Height	Width
LB100-DC-12-40-120*	1@40 Watts	12V DC	2-3/4"	5"	2"
LB100-DC-12-60-120*	1@60 Watts	12V DC	2-1/2"	6"	2-3/4"
LB100-DC-12-100-120	1@100 Watts	12V DC	2-1/2"	6"	2-3/4"
LB100-DC-24-40-120*	1@40 Watts	24V DC	2-3/4"	5"	2"
LB100-DC-24-60-120*	1@60 Watts	24V DC	2-1/2"	6"	2-3/4"
LB100-DC-24-100-120	1@100 Watts	24V DC	2-1/2"	6"	2-3/4"
LB100-DC-24-150-120	1@150 Watts	24V DC	3"	9.8"	3"
LB100-DC-24-200-120	1@200 Watts	24V DC	3"	9.8"	3"

Note:


\*Class2 Dimmable LED DC Magnetic Transformer

## DIMMABLE COMPACT LED DC 277V MAGNETIC DRIVERS

### APPROXIMATE SIZES AND WEIGHT

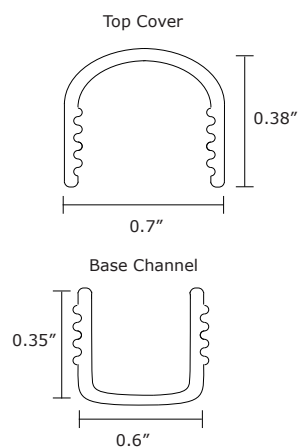
TYPE	Input(277V)	Output	Depth	Height	Width
LB100-DC-12-40-277	1@40 Watts	12V DC	2-3/4"	5"	2"
LB100-DC-12-60-277	1@60 Watts	12V DC	2-1/2"	6"	2-3/4"
LB100-DC-12-100-277	1@100 Watts	12V DC	2-1/2"	6"	2-3/4"
LB100-DC-24-40-277	1@40 Watts	24V DC	2-3/4"	5"	2"
LB100-DC-24-60-277	1@60 Watts	24V DC	2-1/2"	6"	2-3/4"
LB100-DC-24-100-277	1@100 Watts	24V DC	2-1/2"	6"	2-3/4"

## Mini Channel Mounting System



### Dimensions

Length: 50"  
Height: 1/2"  
Width: 3/4"



### Features

Easy to snap together top and bottom design

### Finish

- LB100-BC-AL (Aluminium- Base Channel)
- LB100-BC-WH (White- Base Channel)
- LB100-BC-CL (Clear- Base Channel)
- LB100-TC-CL (Clear- Top Cover)
- LB100-TC-CLF (Clear Frosted- Top Cover)
- LB100-TC-WH (White- Top Cover)
- LB100-TC-WF (White Frosted- Top Cover)