

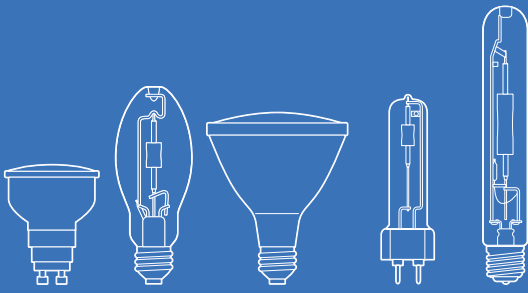


# Lasting color

ConstantColor<sup>®</sup> CMH<sup>®</sup> Lamps  
make the difference



imagination at work



ConstantColor<sup>®</sup> ceramic metal halide lighting brings the world to life, thanks to exceptional color rendition that persists through the life of the lamp. And that's just one of the advantages of GE's CMH<sup>®</sup> technology. ConstantColor<sup>®</sup> CMH<sup>®</sup> lamps combine high energy efficiency, superb lumen maintenance, and long life to reduce operating and replacement costs.



## Delivering consistent color and controllable light

Whether the application is retail, industrial, or outdoor, your surroundings look crisp and bright with ConstantColor<sup>®</sup> ceramic metal halide lamps. ConstantColor<sup>®</sup> CMH<sup>®</sup> provides excellent color rendering, up to 94 CRI, revealing the vibrant colors of everything it illuminates.

ConstantColor<sup>®</sup> CMH<sup>®</sup> delivers this high color rendering for the life of the lamp, thanks to innovative arc tube construction that eliminates changes in color output. The result: uniformly consistent, high-quality white light wherever you need it.



# High energy efficiency through the life of the lamp

ConstantColor® ceramic metal halide lamps are an outstanding choice for energy efficiency. With ratings as high as 95 lumens per watt, ConstantColor® CMH® lamps are 20 percent more efficient than quartz metal halide and 4 to 5 times more efficient than halogen lamps. And with lumen maintenance at 80+ percent through the life of the lamp, you get more of the light you are paying for.

Energy efficiency is just one way ConstantColor® CMH® lamps reduce your energy bills. Because they are more efficient and produce less heat, they cut cooling costs as well.



CMH® MR16 Precise™ lamps are GE's smallest ceramic metal halide reflector lamps.

# Designed from the start for the long run

Install it and forget about it. That's one of the advantages of using ConstantColor® ceramic metal halide lighting.

With lamp life of up to 24,000 hours, you can cross replacement off your weekly maintenance list and can keep your ladders, lifts, and scaffolding in storage.



# Lighting that saves energy and illuminates your environment

With lighting representing more than 20 percent of energy consumed globally, installing long-lasting ConstantColor® ceramic metal halide lamps is the energy efficient choice.

ConstantColor® CMH® lamps have higher lumens per system watt ratings than comparable alternatives. This gives you the option of installing lamps with lower power consumption or using fewer lamps.



Another plus: long-lasting CMH® lamps offer extended relamping times, which means fewer lamp replacements.

## Lighting options across the board

Thanks to the wide and growing offering of shapes and sizes that are part of the ConstantColor® ceramic metal halide family, designers can create innovative lighting solutions for ordinary spaces and accommodate the most demanding applications.




Photography by: Fisher Marantz Stone

RETAIL



INDUSTRIAL




Martin van Koolbergen, AIA, IALD, LC, LEED® AP

OUTDOOR

# Innovations in ceramic metal halide design

With our patented arc tube technology, GE engineers have taken ceramic metal halide technology to the next level, boosting reliability, significantly extending life, and accommodating a broad range of wattages.




## Variable End Wall Thickness

Another advantage of our patented arc tube design is the variable wall construction, enabled by single piece injection molded endplugs, which allows us to produce exceptionally small light sources that are both powerful and long-lasting.

The wall in the light emitting zone is thin for high light transmission.

Wall thickness in the corrosion zone is doubled, providing a longer corrosion path for longer life and better lumen maintenance.



## New Dose Technology

GE engineers have introduced a new chemical combination for the halide dose of the arc tube. The 4,000K color temperature dose has significantly lower corrosion properties, greatly extending lifetime ratings.



# Lighting that stands apart

## Why Settle for Halogen?

ConstantColor® ceramic metal halide lamps outperform halogen lighting from virtually every angle. They last up to five times as long and are 4 to 5 times more energy efficient.



## CMH® – Halogen Comparison Examples

### CMH® 20W

	CMH® 20	Halogen 75
System power consumed	22W	75W
Burn hours per year	5000	5000
Energy costs (kWh)	\$0.10	\$0.10
Energy consumption per year	110 kWh	375 kWh
Energy costs per year	\$11.00	\$37.50
CO <sub>2</sub> emission per year from operation	47.3 kg	161.25 kg

Assumes conversion rate of 0.43 kg CO<sub>2</sub> per kWh


71% reduction  
in energy costs

### CMH® 39W

	CMH® 39	Halogen 100
System power consumed	43W	100W
Burn hours per year	5000	5000
Energy costs (kWh)	\$0.10	\$0.10
Energy consumption per year	215 kWh	500 kWh
Energy costs per year	\$21.50	\$50.00
CO <sub>2</sub> emission per year from operation	92.45 kg	215 kg

Assumes conversion rate of 0.43 kg CO<sub>2</sub> per kWh

57% reduction  
in energy costs



GE ChromaFit® lamps were the first CMH® lamps to be rated for 24,000 hours.

# The next generation in performance— ConstantColor® CMH® Ultra

Today, ceramic metal halide lamps combine efficiency, durability, color rendering, lumen maintenance, and color temperature. And with the introduction of each new product in the ConstantColor® line, the future of ceramic metal halide gets even brighter.

Because colors are rendered more accurately, interiors look better. And they look better longer, thanks to enhanced lumen maintenance that delivers up to 33 percent more light output than standard CMH® at end of life.

When you install ConstantColor® Ultra CMH® lamps, you get extended 16,500-hour life for Ultra 39W lamps and 18,000-hour life for Ultra 70W lamps.

*ConstantColor® CMH® Ultra: the clear choice for new store builds or for relamping existing store fixtures.*

## Better Colors, Higher Lumen Maintenance, Longer Life

Feature	CMH® Ultra Performance	Benefit
Excellent Color	GU6.5, 930, G8.5/G12	Products look more attractive and colors more vibrant
Improved Lumen Maintenance	Up to 33% extra lumen output vs. standard CMH®	Extends service life and relamp cycles Improved lumen maintenance keeps stores brighter longer
Long Life	16,500-18,000 hours	Extends lamp replacement cycles and saves maintenance costs

- 70 Watt compatible with both electronic and magnetic ballast;  
39 Watt with electronic ballast
- 39 Watt vertical +/- 60 degrees;  
70 Watt universal burning position



# Everything looks better in white light

Businesses can display their merchandise in the most flattering light possible with ConstantColor® ceramic metal halide. Products look more attractive and colors more vibrant—and thanks to our extensive variety of lighting choices, the design possibilities are endless. Retailers can combine display lighting, spot and track lighting, and floodlighting for maximum effect.



Photography by: Fisher Marantz Stone



# A well-lit retail space displays your vibrant colors

The decision to install ConstantColor® ceramic metal halide lighting says a lot about your business philosophy. It says, "I plan for the long term."

Because color is uniform from lamp to lamp, your ceilings and displays will look clean and bright. And because ConstantColor® CMH® lamps have consistent color performance and high lumen maintenance, they will continue to look clean and bright.



An AT&T Store uses ConstantColor® CMH® lamps to create a comfortable, visually appealing atmosphere.

Long-lasting, energy-efficient ConstantColor® CMH® lamps lower overall cost of ownership, thanks to lower energy bills and reduced maintenance costs.



# Restaurant combines style and energy efficiency

Atmosphere. That's what most restaurateurs look for in their lighting. But for Akasha Richmond, the driving force behind AKASHA, a hip new all-natural restaurant in Culver City, California, energy efficiency was equally important. That's why she broke new ground by turning to ConstantColor® CMH® lamps to create AKASHA's signature look.

Although ceramic metal halide lamps are still unusual in the restaurant industry, Richmond likes the warm, intimate atmosphere it produces. At the same time, GE's CMH® lamps are reducing her overall energy consumption by approximately 77 percent compared to MR16 and halogen lamps.

"The lighting design and quality of light throughout AKASHA is beautiful," says Richmond."



Lighting in the bar area creates a warm atmosphere with superior quality and a precise distribution of light.



AKASHA's cutting-edge lighting solution sets the standard for quality ceramic metal halide lighting.

The lighting design creates visual drama by accentuating the large steel beams scattered throughout the restaurant's interior.



A close-up shot of a light source in the bar area shows the innovative use of ceramic metal halide technology.





AKASHA's ceramic metal halide-based lighting design offers an energy efficient lighting system that still maintains an incandescent look and feel.

# Industrial lighting without the compromises

In an industrial setting, the challenge has always been to provide accurate, controllable lighting, all while minimizing overall costs.

ConstantColor® ceramic metal halide lamps help companies achieve both those goals. ConstantColor® CMH® open-rated lamps provide the lamp-to-lamp color uniformity and excellent color over life required for crisp illumination. At the same time, they deliver high operating efficiencies. They are 10 to 20 per cent more efficient than standard metal halide.



Open-rated elliptical lamps feature a protective shroud, allowing for use in open fixtures.



Antti Hiltunen / VALOA design

## See the outdoors in a new light

Their high efficiency, stability, and long service life make ConstantColor® ceramic metal halide lamps the ideal choice for outdoor applications. In street lighting, its lamp-to-lamp uniformity and high color rendering increase visibility for pedestrians and motorists alike. ConstantColor® CMH® lamps are also an excellent option for monument and architectural floodlighting, thanks to their extended color stability, long life, and low heat. In addition, their color temperature readily complements a variety of building materials.

Located in a recreational area of Tampere, Finland, the Naistenlahti Power Plant is using its lakeside position to showcase a dramatic new look. Much of the lighting is provided by GE ConstantColor® CMH® 39-watt through 250-watt ceramic metal halide lamps.



Antti Hiltunen / VALOA design

Effective and high-quality lighting creates a magical atmosphere in the city center of Rovaniemi, Finland. An indirect street lighting system on top of each column features GE 150-watt ConstantColor® CMH® 3000 K ceramic metal halide lamps, selected for their excellent color qualities.



Photography by: John Bartelstone Photography

The African Burial Ground National Monument in Manhattan in New York City features discreet grade-recessed uplights, with GE 20-watt ConstantColor® CMH® MR16 lamps, that draw the eye to ceremonial court symbols. Trees are illuminated with grade-recessed GE 39-watt CMH® PAR20 uplights.

# ConstantColor® CMH® Product Selection

Bulb Shape	Base	LET	OP	Watts	MOL (in)	LCL (in)	Order Code	Description	ANSI Ballast Type	Case Qty	CBCP	Rated Life (hrs)	Initial Lumens	Mean Lumens	Color Temp K	CRI	Additional Information
<b>Constant Color® CMH® Metal Halide Lamps</b>																	
<b>CMH® MR16 ULTRA</b>																	
MR16	GX10	O	U	39	2.28		62292	CMH39MR16UL93/SP	C130/M130	12	16000	16500	2200		3000	90	12 Spotlight, UV Control, Vertical +/- 60 degrees
		O	U	39	2.28		62293	CMH39MR16UL93/FL	C130/M130	12	5500	16500	2200		3000	90	25 Floodlight, UV Control, Vertical +/- 60 degrees
		O	U	39	2.28		62294	CMH39MR16UL93WFL	C130/M130	12	3000	16500	2200		3000	90	40 Wideflood, UV Control, Vertical +/- 60 degrees
<b>CMH® MR16</b>																	
MR16	GX10	O	U	20	2.28		85101	CMH20MR16/830/SP	C156/M156	12	9000	12000	1000		3000	81	12 Spotlight, UV Control
		O	U	20	2.28		85110	CMH20MR16/830/FL	C156/M156	12	2900	12000	1000		3000	81	25 Floodlight, UV Control
		O	U	20	2.28		97638	CMH20MR16/830WFL	C156/M156	12	1500	12000	1000		3000	81	40 Wideflood, UV Control
		O	U	39	2.28		71488	CMH39MR16/930/SP	C130/M130	12	16000	10000	2200		3000	90	12 Spotlight, UV Control
		O	U	39	2.28		71489	CMH39MR16/930/FL	C130/M130	12	5500	10000	2200		3000	90	25 Floodlight, UV Control
		O	U	39	2.28		71490	CMH39MR16/930WFL	C130/M130	12	3000	10000	2200		3000	90	40 Wideflood, UV Control
		O	U	39	2.28		71491	CMH39MR16/942/SP	C130/M130	12	16000	12000	2200		4000	92	12 Spotlight, UV Control
		O	U	39	2.28		71492	CMH39MR16/942/FL	C130/M130	12	5500	12000	2200		4000	92	25 Floodlight, UV Control
		O	U	39	2.28		71493	CMH39MR16/942WFL	C130/M130	12	3000	12000	2200		4000	92	40 Wideflood, UV Control
<b>CMH® PAR Integral Ballast</b>																	
PAR38	E26	O	U	23	5.35		76224	CMHi23P38SP/ECO		6	28000	12000	1400		3000	81	10 Spotlight, UV Control
		O	U	23	5.35		76225	CMHi23P38FL/ECO		6	6000	12000	1400		3000	81	25 Floodlight, UV Control
		O	U	23	5.35		76226	CMHi23P38WFL/ECO		6	2800	12000	1400		3000	81	36 Wideflood, UV Control
<b>CMH® PAR</b>																	
PAR20	E26	O	U	20	3.60		29485	CMH20PAR20/SP	C156/M156	15	13000	12000	1000		3000	81	8 Spotlight, UV Control
		O	U	20	3.60		29486	CMH20PAR20/FL	C156/M156	15	3750	12000	1000		3000	81	25 Floodlight, UV Control
PAR30L	E26	O	U	20	4.75		29487	CMH20PAR30/SP10	C156/M156	6	19800	12000	1200		3000	81	10 Spotlight, UV Control
		O	U	20	4.75		29488	CMH20PAR30/SP15	C156/M156	6	14500	12000	1200		3000	81	15 Spotlight, UV Control
		O	U	20	4.75		29489	CMH20PAR30/FL25	C156/M156	6	4900	12000	1200		3000	81	25 Floodlight, UV Control
PAR20	E26	O	U	39	3.60		42068	CMH39UPAR20FL25	C130/M130	15	7500	10000	2100		3000	86	25 Floodlight, UV Control
		O	U	39	3.60		42069	CMH39UPAR20SP10	C130/M130	15	22000	10000	2100		3000	86	10 Spotlight, UV Control
		O	U	39	3.60		96526	CMH39PAR20/NSP4K	C130/M130	15	19450	10000	1950		4200	90	10 Spotlight, UV Control
		O	U	39	3.60		96527	CMH39PAR20/FL4K	C130/M130	15	6950	10000	1950		4200	90	25 Floodlight, UV Control
PAR30L	E26	O	U	39	4.75		42066	CMH39PAR30L/SP15	C130/M130	6	29000	10000	2400		3000	81	15 Spotlight, UV Control
		O	U	39	4.75		42067	CMH39PAR30L/FL25	C130/M130	6	11000	10000	2400		3000	81	25 Floodlight, UV Control
		O	U	39	4.75		45066	CMH39/PAR30LSP10	C130/M130	6	39600	10000	2400		3000	81	10 Spotlight, UV Control
		O	U	39	4.75		96528	CMH39PAR30LNSP4K	C130/M130	6	36700	10000	2225		4200	89	10 Spotlight, UV Control
		O	U	39	4.75		96529	CMH39PAR30L/SP4K	C130/M130	6	26900	10000	2225		4200	89	15 Spotlight, UV Control
		O	U	39	4.75		96530	CMH39PAR30L/FL4K	C130/M130	6	10200	10000	2225		4200	89	25 Floodlight, UV Control
		O	U	70	4.75		22152	CMH70PAR30L830SP	C139/M98	6	43000	13000	4700		3000	82	15 Spotlight, UV Control
		O	U	70	4.75		22159	CMH70PAR30L830FL	C139/M98	6	10000	13000	4700		3000	82	40 Floodlight, UV Control
		PAR38	E26	O	U	70	5.31		45675	CMH70PAR38SP/ECO	C98/M139/M143	6	40000	10000	4800		3000
O	U			70	5.31		45677	CMH70PAR38FL/ECO	C98/M139/M143	6	14000	10000	4800		3000	82	25 Floodlight, UV Control
O	U			70	5.31		45679	CMH70PAR38WF/ECO	C98/M139/M143	6	4400	10000	4800		3000	82	60 Wide Floodlight, UV Control
O	U			100	5.31		45680	CMH100PAR38SPECO	C90/M90/M140	6	45000	10000	6500		3000	81	15 Spotlight, UV Control
O	U			100	5.31		45681	CMH100PAR38FLECO	C90/M90/M140	6	15000	10000	6500		3000	81	25 Floodlight, UV Control
O	U			100	5.31		45682	CMH100PAR38WFECO	C90/M90/M140	6	5500	10000	6500		3000	81	60 Wide Floodlight, UV Control
<b>CMH® Elliptical</b>																	
BD17	E26	E	U	70	5.43	3.37	22119	CMH70/U/830/MED	M139/M98/C98	6		15000	6300	4100	3000	80	Clear
		E	U	70	5.43	3.37	22124	CMH70/C/U/830MED	M139/M98/C98	6		15000	6000	4000	3000	80	Coated
		E	U	100	5.43	3.37	22127	CMH100/U/830/MED	C90/M90/M140	6		10000 V 15000 H	9200	6600 V 6400 H	3000	83	Clear
		E	U	100	5.43	3.37	22137	CMH100/C/U830MED	C90/M90/M140	6		10000 V 15000 H	8700	6300	3000	83	Coated

Bulb Shape	Base	LET	OP	Watts	MOL (in)	LCL (in)	Order Code	Description	ANSI Ballast Type	Case Qty	CBCP	Rated Life (hrs)	Initial Lumens	Mean Lumens	Color Temp K	CRI	Additional Information
<b>Constant Color® CMH® Metal Halide Lamps</b>																	
<b>CMH® Elliptical Open-Rated</b>																	
ED17	E26	O	U	70	5.43	3.37	31069	CMH70U830MED/O	M143/M98/C98	6		15000	5700	4100	3000	80	Clear
		O	U	70	5.43	3.37	31070	CMH70CU830MED/O	M143/M98/C98	6		15000	5700	4100	3000	80	Coated
		O	U	70	5.43	3.37	31073	CMH70U942MED/O	M143/M98/C98	6		15000	5500	4200	4000	90	Clear
		O	U	70	5.43	3.37	31074	CMH70CU942MED/O	M143/M98/C98	6		15000	5200	4000	4000	90	Coated
		O	U	150	5.43	3.37	31065	CMH150U830MED/O	C102/M142	6		12000	12900	9500	3000	80	Clear
		O	U	150	5.43	3.37	31066	CMH150CU830MED/O	C102/M142	6		12000	11900	8800	3000	80	Coated
		O	U	150	5.43	3.37	31067	CMH150U942MED/O	C102/M142	6		15000	12000	9000	4200	90	Clear
		O	U	150	5.43	3.37	31068	CMH150CU942MED/O	C102/M142	6		15000	11000	8300	4200	90	Coated
<b>CMH® Single-Ended G12 ULTRA</b>																	
T6	G12	E	U	39	3.56	2.18	79399	CMH39/930G12ULR	C130/M130	12		16500*	3600	3060	3000	87	UV Control
		E	U	70	3.56	2.18	73056	CMH70U930G12ULR	C139/M139	12		18000*	6400	5300	3000	87	UV Control
<b>CMH® Single-Ended G12</b>																	
T4.5	G12	E	U	20	3.56	2.18	29703	CMH20T/U/830/G12	C156/M156	12		12000	1600	1200	3000	81	UV Control
		E	U	39	3.56	2.18	20153	CMH39TUV/U830G12	C130/M130	12		15000	3400	2300	3000	84	UV Control
		E	U	39	3.56	2.18	29696	CMH39T/U/942/G12	C130/M130	12		15000	3200	2600	4000	88	UV Control
T6	G12	E	U	70	3.56	2.18	20016	CMH70TU/830/G12	C139/M139	12		15000	6200	4700	3000	83	UV Control
		E	U	70	3.56	2.18	20023	CMH70TU/942/G12	C139/M139	12		15000	6300	4700	4200	91	UV Control
		E	U	150	3.93	2.18	20017	CMH150TU/830/G12	C142/M102	12		12000	14000	11000	3000	82	UV Control
		E	U	150	3.93	2.18	20018	CMH150TU/942/G12	C142/M102	12		12000	13000	11000	4200	94	UV Control
<b>CMH® Double-Ended TD</b>																	
T6	Rx7s	E	H45	70	4.50	2.25	92587	CMH70/TD/830RX7S	M85/M139	12		15000	7000	5600	3000	81	UV Control
		E	H45	70	4.50	2.25	92588	CMH70/TD/942RX7S	M85/M139	12		15000	7000	5600	4200	88	UV Control
T7	Rx7s	E	H45	150	5.37	2.62	92589	CMH150TD830RX7S	M81/M142	12		15000	14000	11500	3000	80	UV Control
		E	H45	150	5.37	2.62	92590	CMH150TD942RX7S	M81/M142	12		15000	14000	11500	4200	93	UV Control
<b>CMH® GU6.5 ULTRA</b>																	
T4	GU6.5	E	U	39	2.05	1.18	62291	CMH39ULR930GU6.5	C130/M130	12		16500*	3500	2835	3000	87	UV Control, Vertical +/- 60 degrees
<b>CMH® GU6.5</b>																	
T4	GU6.5	E	U	20	2.05	1.18	85086	CMH20T/U830GU6.5	C156/M156	12		12000	1615	1066	3000	81	UV Control
		E	U	39	2.05	1.18	71484	CMH39T/U930GU6.5	C130/M130	12		10000	3400	2300	3000	88	UV Control
		E	U	39	2.05	1.18	71487	CMH39T/U942GU6.5	C130/M130	12		12000	3400	2600	4000	90	UV Control
<b>CMH® Mini ULTRA</b>																	
T4.5	G8.5	E	U	39	3.37	2	79400	CMH39/930G8.5ULR	C130/M130	12		16500*	3600	3060	3000	87	UV Control, Vertical +/- 60 degrees
		E	U	70	3.37	2.00	73057	CMH70U930G8.5ULR	C139/M139	12		18000*	6200	5140	3000	88	UV Control
<b>CMH® Mini's</b>																	
T4.5	G8.5	E	U	20	3.37	2.00	92696	CMH20TCU830/G8.5	C156/M156	12		12000	1650	1090	3000	81	UV Control
		E	U	39	3.37	2.00	90352	CMH39TCU830/G8.5	C130/M130	12		15000	3400	2300	3000	84	UV Control
		E	U	39	3.37	2.00	29698	CMH39TCU942/G8.5	C130/M130	12		15000	3200	2600	4000	88	UV Control
		E	U	70	3.37	2.00	92585	CMH70TCU830G8.5	C139/M139	12		15000	6200	4400	3000	83	UV Control
		E	U	70	3.37	2.00	29701	CMH70TCU942/G8.5	C139/M139	12		15000	6200	4600	4200	90	UV Control
<b>CMH® Chromafit™</b>																	
T15	E39	E	U	250	9.75	5.75	93357	CMH250/U/830/R	S50/M168	12		24000	25000	20000	3000	85	
ED18	E39	E	U	400	9.75	5.75	93295	CMH400/U/830/R	S51/M169	12		20000	41000	31300	3000H 3600V	82H 80V	
<b>High-Watt CMH® SPXX</b>																	
ED28	EX39	O	V	250	8.31	5.00	48429	CMH250/V/PA/O		12		20000	23000	18400	4100	90	Clear
		O	V	250	8.31	5.00	48432	CMH250C/V/PA/O		12		20000	22000	17600	4100	90	Coated
ED37	EX39	O	V	320	11.31	7.00	17264	CMH320/V/PA/O		6		20000	31000	24800	4100	90	Clear
		O	V	320	11.31	7.00	17267	CMH320C/V/PA/O		6		20000	30000	24000	4100	90	Coated
		O	V	350	11.31	7.00	20035	CMH350/V/PA/O		6		20000	33000	26400	4000	90	Clear
		O	V	350	11.31	7.00	20036	CMH350C/V/PA/O		6		20000	32000	25600	4000	90	Coated
		O	V	400	11.31	7.00	49911	CMH400C/V/PA/O		6		20000	39000	31200	3700	92	Coated
		O	V	400	11.31	7	17259	CMH400/V/PA/O		6		20000	37000	29600	4200	90	Clear
		O	V	400	11.31	7	17260	CMH400C/V/PA/O		6		20000	36000	28800	4200	90	Coated

\* On EL Ballast only.

Prod Code	Description	Application	'A'	"B"	Frame Size
<b>CMH® Ballasts</b>					
<b>Pulse Start Ballasts for Ceramic Metal Halide</b>					
86885	GEP175MLTAC3-5	1-175W PS M137 OR m 152 Quad (120/208/240/277V)	2	4	3.94 x 2.8
78525	GEP175TRIAC3-5	1-175W PS M137 Tri Tap (120/277/347V)	2.17	3.62	3.94 x 2.8
86876	GEP17548TAC3-5	1-175W PS M137 or M152 480V (120/480V)	2	4	3.94 x 2.8
63419	GEP200MLTAE4-5	1- 200W PS M136 Quad (120/208/240/277V) EISA	1.97	3.68	4.75 x 4.25
78526	GEP200TRIAC3-5	1- 200W PS M136 Tri-Tap (120/277/347V)	2.48	3.94	3.94 x 2.8
63421	GEP250ML5AEE4-5	1- 250W PS M138 or M153 5-Tap (120/208/240/277/480V) EISA	2.18	4.3	4.75 x 4.25
86935	GEP250MLTAC4-5	1- 250W PS M138 or M153 Quad (120/208/240/277V)	2	3	4.75 x 4.25
63082	GEP250MLTAE4-5	1-250W PS M138 or M153 Quad (120/208/240/277V) EISA	2.18	4.4	4.75 x 4.25
78527	GEPTRIAC4-5	1-250W PS M138 Tri-Tap (120/277/347V)	1.5	3.23	4.75 x 4.25
86926	GEP25048TAC4-5	1-250W PS M138 or M153 480V (120/480V)	2	3	4.75 x 4.25
63081	GEP25048TAE4-5	1- 250W PS M138 or M153 480 EISA	2.18	4.3	4.75 x 4.25
63423	GEP320ML5AEE4-5	1- 320W PS M132 or M154 5-Tap (120/208/240/277/480V) EISA	2.19	4.3	4.75 x 4.25
86959	GEP320MLTAC4-5	1- 320W PS M132 or M154 Quad (120/208/240/277V)	2	4	4.75 x 4.25
63084	GEP320MLTAE4-5	1- 320W PS M132 or 154 Quad (120/208/240/277V) EISA	2.19	4.2	4.75 x 4.25
78528	GEP320TRIAC4-5	1- 320W PS M132 Tri Tap (120/277/347V)	1.77	3.5	4.75 x 4.25
86952	GEP32048TAC4M-5	1-320W PS M132 480V	2	4	4.75 x 4.25
63083	GEP32048TAE4-5	1- 320W PS M132 or M154 480 EISA	2.19	4.2	4.75 x 4.25

Prod Code	Description	Application	'A'	"B"	Frame Size
<b>Pulse Start Ballasts for Ceramic Metal Halide (continued)</b>					
63425	GEP350ML5AEE4-5	1- 350W PS M131 5-Tap (120/208/240/277/480V) EISA	2.36	4.45	4.75 x 4.25
86984	GEP350MLTAC4-5	1- 350W PS M131 Quad (120/208/240/277V)	2	4	4.75 x 4.25
63085	GEP350MLTAE4-5	1- 350W PS M131 Quad (120/208/240/277V) EISA	2.32	4.4	4.75 x 4.25
78529	GEP350TRIAC4-5	1- 350W PS M131 Tri Tap (120/277/347V)	1.77	3.5	4.75 x 4.25
63424	GEP35048TAE4-5	1- 350W PS M131 480 EISA	2.32	4.4	4.75 x 4.25
63426	GEP400ML5AEE4-5	1- 400W PS M135 or M155 5-Tap (120/208/240/277/480V) EISA	2.32	4.25	4.75 x 4.25
87008	GEP400MLTAC4-5	1- 400W PS M131 or M155 Quad (120/208/240/277V)	2	3.8	4.75 x 4.25
63088	GEP400MLTAE4-5	1- 400W PS M135 or M155 Quad (120/208/240/277V) EISA	2.32	4.2	4.75 x 4.25
78530	GEP400TRIAC4-5	1- 400W PS 135 Tri Tap (120/277/347V)	2.05	3.7	4.75 x 4.25
63087	GEP400TRIAEE4-5	1- 400W PS M135 or M155 Tri Tap (120/277/347V) EISA	2.32	4.2	4.75 x 4.25
86999	GEP40048TAC4-5	1- 400W PS 135 or M155 480V	2	4	4.75 x 4.25
63086	GEP40048TAE4-5	1- 400W PS M135 or M155 480 EISA	2.32	4.25	4.75 x 4.25
46934	GEP750MLTAC5-5	1- 750W PS M149 Quad (120/208/240/277V)	3	5	6 x 4.25
78531	GEP750TRIAC4-5	1- 750W PS M149 Tri-Tap (120/277/347V)	2.8	4.5	6 x 4.25
46936	GEP75048TAC5-5	1- 750W PS M149 480V	3	5	6 x 4.25
72282	GEP1000ML5AC5-5	1- 1000W PS M141 5 Tap (120/208/240/277/480V)	2.83	5.2	6 x 4.25
72281	GEP1000MLTAC5-5	1- 1000W PS M141 Quad (120/208/240/277V)	2.83	5.08	6 x 4.25
78532	GEP1000TRIAC5-5	1- 1000W PS M141 Tri Tap (120/277/347V)	2.8	4.5	6 x 4.25

Prod Code	Description	Application	Watts	L	W	H	Weight (oz)	Add'l Information
<b>eHID Ballasts</b>								
<b>UltraMax®</b>								
63042	GEMH20-MSJ-MV	1- 20W M/C156 (120/277V) eHID Bottom Leads w/Studs	24	3.27	2.99	1.56	18	Recessed Can
63043	GEMH20-MSF-MV	1- 20W M/C156 (120/277V) eHID w/ Side Leads and feet	24	3.35	3.10	1.20	16	Track/Can
87490	GEMH20-MLF-20	1-20W M/C156 (120V) side exit w/ feet	23	3.70	1.60	1.00	6	Track
74115	GEMH20-MC-120	1-20W M/C156 (120V) side exit	23	3.00	1.30	1.10	6	Track
63044	GEMH39-MSJ-MV	1- 39W M/C130 (120/277V) eHID Bottom Leads w/Studs	44	3.35	3.10	1.20	16	Recessed Can
63045	GEMH39-MSF-MV	1- 39W M/C130 (120/277V) eHID Side Leads w/ feet	44	3.35	3.10	1.20	16	Track/Can
87501	GEMH39-MSF-120	1-39W M/C130 (120V) feet side exit	43	3.70	3.00	1.20	6	Track
74116	GEMH39-MC-120	1-39W M/C130 (120V) side exit	43	3.00	1.30	1.10	6	Track
75378	GEMH39-MCM-120	1-39W M/C130 (120V) side exit Metal Can	43	3.50	1.30	1.20	6	Track
87546	GEMH70-SLJ-MV	1-70W M98, M/C143 (120V) Studs/ Bottom leads	77	7.30	2.60	2.20	4	Recessed Can
87531	GEMH70-MSF-120	1-70W M98, M/C143 (120V) feet side exit	77	3.70	3.00	1.20	4	Recessed Can
87561	GEMH100-SLJ-MV	1-100W M90, M/C140 (120/277V) Studs/Bottom leads	107	7.30	2.60	2.20	4	Recessed Can
87576	GEMH150-SLJ-MV	1-150W M102, M/C142 (120/277V) Studs/Bottom leads	164	7.30	2.60	2.20	4	Recessed Can

GE offers several warranties for our CMH® product offering, including the UltraMax® Total Performance System Warranty. This warranty guarantees performance when used with GE ConstantColor® lamps.

Contact your GE Representative for specific warranty details.  
[www.gelighting.com/warranty](http://www.gelighting.com/warranty)

[www.gelighting.com](http://www.gelighting.com)



**⚠ R Warning:** This lamp can cause serious skin burn and eye inflammation from shortwave ultraviolet radiation if outer envelope of the lamp is broken or punctured. Do not use where people will remain for more than a few minutes unless adequate shielding or other safety precautions are used. Lamps that will automatically extinguish when the outer envelope is broken or puncture are commercially available.

Information is subject to change without notice.

For the most up-to-date product information, see [www.gelighting.com](http://www.gelighting.com).

All values are design or typical values when measured under laboratory conditions, and GE makes no warranty or guarantee, express or implied, that such performance will be obtained under end-user conditions.

©2012 General Electric Company  
 Printed in the USA  
 PC79452