

RDC/QS Guide

REGIONAL DISTRIBUTION CENTER STOCK AND
QUICK-SHIP PRODUCT GUIDE

EFFECTIVE OCTOBER 1, 2014

COLUMBIA LIGHTING

ALERA LIGHTING

PRESCOLITE

HUBBELL INDUSTRIAL LIGHTING

HUBBELL OUTDOOR LIGHTING

SPAULDING LIGHTING

STERNER LIGHTING SYSTEMS

SPORTSLITER SOLUTIONS

KIM LIGHTING

ARCHITECTURAL AREA LIGHTING

BEACON PRODUCTS

DUAL-LITE

COMPASS PRODUCTS



HUBBELL
Lighting

The Hubbell Lighting Advantage

From lighting design to warranty, Hubbell Lighting is grounded in serving our customers needs. We understand that there is no one size fits all, especially for unique applications. We are your turnkey solution for fixtures and controls that span the full spectrum of lighting technologies. We also provide comprehensive retrofit lighting and controls solutions to help customers choose the best lighting systems and controls, including measurable energy cost reduction. We'll even finance their entire lighting upgrade project, including labor and materials.

Industry Leading Product Lines

The product lines you offer to your customers are a direct reflection of your business. Our products encompass the most prestigious portfolio of brand names in the lighting industry with leading positions in the markets we serve.



Innovative Product Leadership

The fast-evolving technology landscape is fundamentally changing the lighting marketplace. Hubbell Lighting's investment in EnergyStar and DesignLights Consortium (DLC)-qualified solid-state lighting fixtures and controls and is helping to create the next generation of innovative new products that will help your customers save money, reduce maintenance costs and improve our environment. To access our comprehensive offering of solid-state lighting products visit www.hubbellighting.com/LED.



Ease of Doing Business

Providing you the products and information you need quickly and effectively is critical to your success. Hubbell Lighting's healthy inventory of stocked and Quick-Ship products supported by online tools, best-in-class customer support and easy-to-do-business terms and conditions are all designed to keep you focused on what matters.

Tools For Growth

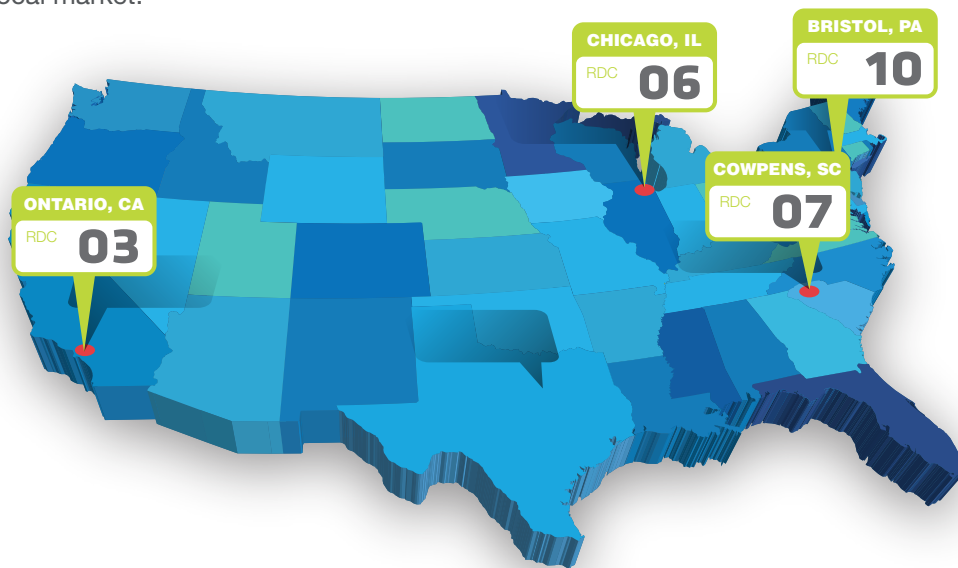
Our distributor partner benefits are designed to strengthen your business and promote your growth. Turning inventory is a lot easier with our commitment to business planning, joint sales calls, marketing and merchandising support. Our Alliance Distributor Program is power-packed with tools you can leverage to meet your sales goals.

Service Solutions

Hubbell Lighting's healthy inventory of stock and Quick-Ship enabled products are reinforced by our strong commitment to making it easy to do business with us. Online tools, superior customer support and easy terms are all designed to provide you with the products and information you need to help grow your sales.

Regional Distribution Centers

Hubbell Lighting's Regional Distribution Centers (RDC) are strategically located across the United States to ensure the products you need arrive on time, every time. Each RDC stocks different product inventory based on the unique needs of your local market.



Quick-Ship

Our QS10 and now QS5 programs are comprised of a vast collection of fast-available SKUs in as little as five days.

- Features a simple ordering process - no special nomenclature required - simply mark your PO as Quick Ship.
- It is not necessary to split POs when ordering Quick Ship and RDC items.
- Maximum quantities are noted either by brand or by product. This maximum quantity is on a per project basis. If you require larger quantities, we generally will be able to accommodate your customer. Please contact your local representative.
- Lead-time begins when the factory receives a clean order after credit approval. Quick Ship items originate from manufacturing facilities. Please check with your Hubbell representative for approximate transit times.
- Specific brand guidelines may apply as noted.
- In today's world, LED/Solid State Lighting is continually evolving. As we continue to offer the most up-to-date products, please check www.hubbellighting.com for the most current QS and stock item information.

* Products included in the RDC and Quick-Ship program are subject to change without notice. Material in the RDC is available for shipment within 24 hours - or consolidation for your weekly 3S shipment to stock. Lead times are 5 working days (QS5 and Kim NOW), 10 working days (QS10) and 20 working days (LT20).

Ease of Doing Business



3S Scheduled Stock Shipments

Distributor locations that consistently do at least \$60,000 in business annually with Hubbell Lighting are eligible to participate in our 3S Scheduled Stock Shipment program.

- Receive all your orders in a regularly scheduled weekly stock shipment
- More consistent flow of materials improves your warehouse efficiency
- Reduces number of shipments received, which means higher fill rates, less frequent handling, minimized damage
- Faster shipping to contractors/end-users reduces lead-time for distributor stock

Electronic Transaction Tools

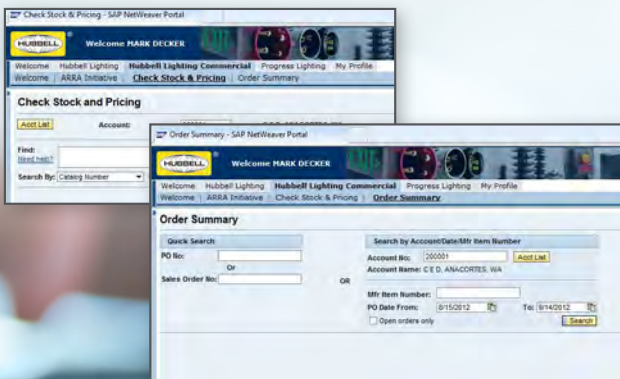
A proven leader in electronic data transfer, as recognized with our Platinum Level status in IDEA's industry data warehouse (IDW) Bands of Excellence program, Hubbell Lighting supports your business through fast, up-to-date electronic master data, giving you instant access to purchasing and product marketing content and directly supported by EDI transaction capabilities to improve efficiency.

www.hubbell.com/Home/EBusiness/EDI.htm



MyHubbell.com

Your 24/7 online distributor portal to check orders and inventory, review shipping status. MyHubbell.com puts the answers at your fingertips.



Electronic Marketing Tools

Whether you're on the road or at the computer, you can find the latest Hubbell lighting product information including editable specification sheets, photometry and brochures at www.hubbellighting.com or via our Apple iOS or Android apps directly from your mobile device. With thousands of visitors on our sites monthly, Alliance Distributor Partners are also prominently featured in our "Find a Distributor" section to drive sales to your door.



Distributor's Electronic Price Guide

Your Hubbell Lighting Agent can now provide you a customized pricing guide tailored with only the products you stock and distribute, arming your sales team and customers with a flexible easy reference tool for field use.

Distributor's Online Cross Reference Tool

Enter a competitor's SKU; get the Hubbell Lighting equivalent instantly.

www.hubbellighting.com/resources/cross_reference/



ExpressLine

ExpressLine is your pass to the fast lane with counter-ready, contractor-friendly ExpressLine SKUs in more than 30 product series.

Add retail-smart, easy-to-read packaging with relevant product information and you're driving inventory turns ... fast.

Tools For Growth

Hubbell Lighting is about creating growth together. Our createchange® Retrofit Lighting & Controls Solutions demonstrate the value of a lighting retrofit to your customers in real dollars. Cash Flow Positive Financing provides real-world solutions to get lighting projects funded.



createchange® Retrofit Lighting & Controls Solutions

Createchange® is your headquarters for retrofit lighting solutions from concept through project implementation. Hubbell Lighting's collection of createchange® retrofit lighting and controls solutions, tools and resources are all designed to help your customers maximize energy savings while improving the quality of lighting. Visit www.hubbellighting.com/solutions/retrofit/ to find online tools and calculators.



Cash Flow Positive Financing Solutions for Lighting Projects

Taking advantage of the money-saving opportunities of a lighting retrofit project has never been easier with Hubbell Lighting's Cash Flow Positive financing program. Hubbell Capital can fund your customer's entire lighting upgrade including labor and materials, while in many cases still providing a positive cash flow from day one. Check out www.hubbellighting.com/resources/financing/ for the complete story.

Table of Contents

6" & 8" Triple, Quad Tube	34-35	LiteFrame	36-42
Architektur	33-35	LiteFrame CFL	40-41
ArchiTrak	51	LiteFrame LED Trims	39
Area Lighting	83-86, 91	LiteFrame Low Voltage Trims & Accessories	42
Area Lighting LED	81-83, 97-98, 109	LiteFrame Square	38
Bollards	86, 98	LiteStep Quick Ship	51
Ceiling Mount Outdoor	71-72	Lowbays HID	55
Direct/Indirect Fluorescent	27-31	Marker Lights (FFA) LED	58
D2LED & A2LED Quick Ship List	33	Motion Sensors	77
Dusk-to-Dawn Lighting	73	Mounting Brackets & Adapters	74
Dusk-to-Dawn Lighting LED	72	Parabolics	8
Emergency Lighting	110-135	Poles, Pole Accessories	87-89, 99
Emergency Lighting Accessories	131	Quartz Floodlighting	62
Exit Signs	119-127, 132-133	Recessed Architectural Fluorescent	4-7
FireTight	43-44	Recessed Architectural LED	1
Floodlighting	61-64, 102	Remote Heads	127-130, 134-135
Floodlighting LED	61-63, 79, 100, 102	Retroficient	36
Fluorescent Accessories	25	Retroficient Quick Ship	42
Garage LED	81	Roadway Lighting LED	77, 109
Grow Light LED	53	Severe Location Lighting	56-57
Hazardous Location Lighting	56	Site/Roadway Lighting	97-98
High Bays Fluorescent	17-20	Sportslighting	92-95
Highbay HID	58	Strip/Industrial Fluorescent	16, 21-23
Highbay HID Accessories	55	Strip/Industrial Fluorescent Accessories	16, 21-23
Highbay LED	53	Strips/Industrial LED	3
Inverters	116-119	Surface Mount Fluorescent	7, 10, 24
Lampholders	75	Undercabinet Lighting	13
Landscape Lighting	76, 100-104	Vaportites	58, 73
Landscape Lighting Accessories	104-105	Vaportites LED	57, 73
Landscape Lighting LED	74-75, 100-104	Vaportites Non-metallic	59
Lensed Troffers	9-12	Wall Light	13-14
Lensed Troffers LED	2-3	Wallpacks/Wall Mounted	66-70, 80-81
Lensed Troffers Replacement Parts	9-12	Wallpacks/ Wall Mount LED	65-66,68-69, 79-80 99
Lightvault Accessories	105	Wet Location High Bay	24
LiteBox	45-50	Wet Location Industrial Fluorescent	24
LiteBox 6" Line Voltage	47-49	Wet Location Industrial LED	4
LiteBox Accessories	50	Worklights	62
LiteBox CFL	46	Wraps	14-15
LiteBox LED	45-46	Wraps LED	2
LiteBox Quick Ship	51	Wraps Replacement Parts	14-15
LiteBox Sloped Ceilings	50		

Brand Alphanumeric Index

Columbia Lighting	1-25	Sportsliter Solutions	92-95
Alera Lighting	26-32	Kim Lighting	96-105
Prescolite	33-51	Architectural Area Lighting	106-107
Hubbell Industrial Lighting	52-59	Beacon Products	108-109
Hubbell Outdoor Lighting	60-77	Dual-Lite	110-131
Spaulding	78-89	Compass Products	132-135
Sterner Lighting Systems	90-91	Index	136-147





LSER - Serrano® LED Architectural Luminaire



10-Day Quick Ship Ordering Guide
Order Limit Per Fixture Selection: 100

LSER	-		G	-		-	U	-	
MODEL	COLOR TEMP	CEILING TYPE	SHIELDING	OPTIONS					
LSER Serrano® LED Architectural Luminaire	35 3500K 40 4000K	G Grid ¹	C Contour	C388 3-Wire Flex C488 4-Wire Flex C588 5-Wire Flex ELL14 Emergency Battery Pack, 1400 Lumen ²					
SIZE	LUMEN OUTPUT	DRIVER		VOLTAGE					
22 2' x 2' 24 2' x 4'	LW Low Watt ML Medium Lumen HL High Lumen VL Very High Lumen	E Fixed Output ED 0-10V Dimming		U 120V-277V					



¹ For drywall, order G with Flange Kit Accessory.
² For compatibility with Dual-Lite LiteGear™ inverters in lieu of installed Battery Pack, contact Hubbell Lighting Representative.




LTRE - Transition® Enclosed LED High Efficiency Architectural Lensed



10-Day Quick Ship Ordering Guide
Order Limit Per Fixture Selection: 100

LTRE	-		G	-	RFA	-	U	-	
MODEL	COLOR TEMP	CEILING TYPE	SHIELDING	OPTIONS					
LTRE Transition® Enclosed LED High Efficiency Architectural Lensed	35 3500K 40 4000K	G Grid Lay-in ¹	RFA Ribbed Frosted Acrylic	C388 3-Wire Flex C488 4-Wire Flex C588 5-Wire Flex ELL14 Emergency Battery Pack, 1400 Lumen ²					
SIZE	LUMEN OUTPUT	DRIVER		VOLTAGE					
22 2' x 2' 24 2' x 4'	LW Low Watt (2x4 only) ML Medium Lumen HL High Lumen (2x2 only) VL Very High Lumen (2x2 only)	E Fixed Output ED 0-10V Dimming		U 120V-277V					

¹ For drywall, order G with Flange Kit Accessory.
² For compatibility with Dual-Lite LiteGear™ inverters in lieu of installed Battery Pack, contact Hubbell Lighting Representative.



LJT - LED Lensed Troffer



Regional Distribution Center Stock List



Part Number	Catalog Number	UPC Code	Description	CA 03	IL 06	PA 10	SC 07	Wt. each	# on Pallet	Price
93048975	LJT22-35HLG-FSA12-EDU	078531121228	LED 2X2 Lensed Troffer, 3500K, 3800 Lumens, 0-10V Dimming Driver	•	•	•	•	20.0	36	
93053880	LJT22-40HLG-FSA12-EDU	078531123185	LED 2X2 Lensed Troffer, 4000K, 3800 Lumens, 0-10V Dimming Driver		•		•	20.0	36	
93048976	LJT24-35MLG-FSA12-EDU	078531121235	LED 2X4 Lensed Troffer, 3500K, 4800 Lumens, 0-10V Dimming Driver	•	•	•	•	20.0	26	
93053881	LJT24-40MLG-FSA12-EDU	078531123192	LED 2X4 Lensed Troffer, 4000K, 4800 Lumens, 0-10V Dimming Driver		•		•	20.0	26	



10-Day Quick Ship Ordering Guide

Order Limit Per Fixture Selection: 100

LJT	-		G	-	FS	-		U	-	
MODEL LJT LED Lensed Troffer	COLOR TEMP 35 3500K 40 4000K	CEILING TYPE G Grid ¹	SHIELDING A12 Pattern 12 Acrylic Lens A12125 Pattern 12 Acrylic Lens, 0.125" Nominal	OPTIONS C388 3-Wire Flex C488 4-Wire Flex C588 5-Wire Flex ELL14 Emergency Battery Pack Installed, 1400 Lumen ²	SIZE 22 2' x 2' 24 2' x 4'	LUMEN OUTPUT LW Low Watt (2x4 only) ML Medium Lumen HL High Lumen VL Very High Lumen XL Extra High Lumen (2x4 only)	DOOR FS White Flush Steel	DRIVER E Fixed Output ED 0-10V Dimming	VOLTAGE U 120V-277V	

¹ For hard ceilings use flange kit accessory.
² For compatibility with Dual-Lite LiteGear[®] inverters in lieu of EL Battery Pack, contact Hubbell Lighting Representative.




LAW - LED Wraparound



Regional Distribution Center Stock List



Part Number	Catalog Number	UPC Code	Description	CA 03	IL 06	PA 10	SC 07	Wt. each	# on Pallet	Price
93058502	LAW2-35LW-EDU	078531124229	LED 2' Wrap, 3500K, 2250 Lumens, 0-10V Dimming Driver		•			8.0	110	
93058503	LAW2-40LW-EDU	078531124236	LED 2' Wrap, 4000K, 2250 Lumens, 0-10V Dimming Driver		•		•	8.0	110	
93056100	LAW4-40ML-EDU	078531123840	LED 4' Wrap, 4000K, 4500 Lumens, 0-10V Dimming Driver		•		•	14.0	55	
93055614	LAW4-35ML-EDU	078531123635	LED 4' Wrap, 3500K, 4500 Lumens, 0-10V Dimming Driver		•			14.0	55	



LLHV - LED Lensed Troffers



Regional Distribution Center Stock List

Part Number	Catalog Number	UPC Code	Description	CA 03	IL 06	PA 10	SC 07	Wt. each	# on Pallet	Price
93052470	LLHV4-40M-WST-EDU	078531024000	LED 4', 120-277V, 2 Drivers		●	●		20.0	30	
93052471	LLHV4-40H-WST-EDU	078531024017	LED 4', 120-277V, 3 Drivers		●	●		20.0	24	



10-Day Quick Ship Ordering Guide

Order Limit Per Fixture Selection: 100

LLHV	4	-		-		ST	-		U	-	
MODEL LLHV VersaBay® LED High Bay	COLOR TEMP 35 3500K 40 4000K		REFLECTOR N Narrow Distribution W Wide Distribution			UPLIGHT ST Solid Top (no uplight)		DRIVER E Fixed Output ED 0-10V Dimming	VOLTAGE U 120V-277V		OPTIONS C6TL15_ 6' Cord and Twist-Lock™ Plug 15A (Add Voltage: 1=120, 2=277) C6TL20_ 6' Cord and Twist-Lock™ Plug 20A (Add Voltage: 1=120, 2=277) C6P151 6' Cord and Straight Blade Plug 15A, 120V ELL14 Emergency Battery Pack Installed, 1400 Lumen ¹
SIZE 4 4'	LUMEN OUTPUT M Medium Lumen H High Lumen										

¹ ELL14 reduces max ambient temperature to 40°C. If combined with lens max is 30°C.



LCS - LED Striplight



Regional Distribution Center Stock List

Part Number	Catalog Number	UPC Code	Description	CA 03	IL 06	PA 10	SC 07	Wt. each	# on Pallet	Price
93052240	LCS4-35ML-EDU	078531122294	LED 4' Striplight, 3500K, 5000 Lumens, 0-10V Dimming Driver		●			9.0	66	
93056105	LCS4-40ML-EDU	078531123888	LED 4' Striplight, 4000K, 5000 Lumens, 0-10V Dimming Driver		●		●	9.0	66	



LXEM - LED Enclosed & Gasketed Luminaire

35 SCHEDULED
STOCK
SHIPMENTS

Regional Distribution Center Stock List



Part Number	Catalog Number	UPC Code	Description	CA 03	IL 06	PA 10	SC 07	Wt. each	# on Pallet	Price
93055613	LXEM4-35ML-RFA-EU	078531123666	LED 4' Vapor Tight, 3500K, 4900 Lumens		●			14.0	30	



SER - Serrano® Recessed Architectural Luminaire

QS
10

10-Day Quick Ship Ordering Guide

Order Limit Per Fixture Selection: 100

SER	-	-	G	-	C	-	-	-	-	-
MODEL SER Serrano® Recessed Architectural Luminaire	NO. OF LAMPS 1 One 2 Two 3 Three	CEILING TYPE G Grid	BALLAST E Electronic T8, 0.88 Ballast Factor, Instant Start EP Electronic T5, T5HO, 1.0 Ballast Factor or T8, 0.88 Ballast Factor, Programmed Start ETT Electronic Twin Tube, Instant Start EPTT Electronic Twin Tube, Programmed Start 3E 3-Lamp Electronic T8, Instant Start 3EP 3-Lamp Electronic T8, Programmed Start	VOLTAGE U 120V-277V 347 347V (T5 and T8 only)	OPTIONS EL Emergency Battery Pack, T8 EL5 Emergency Battery Pack, T5 EL141 Emergency Battery Pack, 1400 Lumens 1-Lamp T8 C388 3-Wire Flex C488 4-Wire Flex					
SIZE 14 1' x 4' 22 2' x 2' 24 2' x 4'	LAMP TYPE 17 2', T8: 17 Watt 24 2', T5HO: 24 Watt 28 4', T5: 28 Watt 32 4', T8 ¹ 40TT Twin Tube Compact, 2G11 Base: 40 Watt	SHIELDING C Contour	REFLECTOR P Performance F Full	LAMPS F830 30K 78+CRI T8 Lamps Installed F835 35K 78+CRI T8 Lamps Installed F841 41K 78+CRI T8 Lamps Installed F0830 30K 82CRI 32W T8 Lamps Installed F0835 35K 82CRI 32W T8 Lamps Installed F0841 41K 82CRI 32W T8 Lamps Installed F5830 30K 85CRI T5 or T5HO Lamps Installed F5835 35K 85CRI T5 or T5HO Lamps Installed F5841 41K 85CRI T5 or T5HO Lamps Installed FTT830 30K 82CRI 40W TT Lamps Installed FTT835 35K 82CRI 40W TT Lamps Installed FTT841 41K 82CRI 40W TT Lamps Installed						

¹ Capable of operating 32, 30, 28 or 25 Watt T8 only.



EPC - Full Distribution Luminaire



Regional Distribution Center Stock List

Part Number	Catalog Number	UPC Code	Description	CA 03	IL 06	PA 10	SC 07	Wt. each	# on Pallet	Price
EPC000007	EPC22-224G-SH-EPU-F5835	078531015848	2x2 24W T5HO 2-Lamp With 1.0 BF Ballast 24W T5HO Lamp, and Shield Lens			•		25.0	44	
EPC000031	EPC24-228G-SH-EPU-F5835	078531121266	2x4 28W T5 2-Lamp With 1.00 BF Ballast 28W T5 Lamp, and Shield Lens	•	•	•	•	25.0	22	
EPC000032	EPC24-232G-SH-EU-F0835	078531121273	2x4 32W T8 2-Lamp With 0.88 BF Ballast 80 CRI 32W T8 Lamp, and Shield Lens		•		•	25.0	22	



10-Day Quick Ship Ordering Guide

Order Limit Per Fixture Selection: 150

EPC	24	-	2		G	-	SH					
MODEL EPC e.poc® Full Distribution Luminaire	NO. OF LAMPS 2 Two			CEILING TYPE G Grid	SHIELDING SH Shield Profile			VOLTAGE U 120V-277V 347 347V (E and EP only)		OPTIONS C388 3-Wire Flex EL Emergency Battery Pack, T8 EL5 Emergency Battery Pack, T5 EL141 Emergency Battery Pack, 1400 Lumens 1-Lamp T8		
SIZE 24 2' x 4'	LAMP TYPE 28 4', T5: 28 Watt 32 4', T8 ¹	BALLAST E Electronic T8, 0.88 Ballast Factor, Instant Start E104 Electronic T8, 1.04 Ballast Factor, Instant Start (2-lamp only) EP Electronic T5, T5HO, 1.0 Ballast Factor or T8, 0.88 Ballast Factor, Programmed Start EP95 Electronic T5, 0.95 Ballast Factor, Programmed Start			LAMPS INSTALLED (REQUIRED) F830 30K 78+CRI 32W T8 Lamps Installed F835 35K 78+CRI 32W T8 Lamps Installed F841 41K 78+CRI 32W T8 Lamps Installed FO830 30K 82CRI 32W T8 Lamps Installed FO835 35K 82CRI 32W T8 Lamps Installed FO841 41K 82CRI 32W T8 Lamps Installed F5830 30K 85CRI T5 or T5HO Lamps Installed F5835 35K 85CRI T5 or T5HO Lamps Installed F5841 41K 85CRI T5 or T5HO Lamps Installed							

¹ Capable of operating 32, 30, 28 or 25 Watt T8 only.



STE - Stratus Recessed Direct/Indirect



Regional Distribution Center Stock List

Part Number	Catalog Number	UPC Code	Description	CA 03	IL 06	PA 10	SC 07	Wt. each	# on Pallet	Price
93029796	STE22-217G-MPO-EU	078531017415	2 x 2, 2-L, Metal Perf. Basket w/Overlay, 120-277V T8 Elec Ballast	●	●	●	●	12.0	24	
93029798	STE22-240TTG-MPO-EPTTU-C388	078531017477	2 x 2, 2-L, Metal Perf. Basket w/Overlay, 120-277V Twin Tube, Elec Prog Start Ballast, 3 Wire Flex		●			12.0	24	
93029800	STE22-240TTG-MPO-ETTU	078531017408	2 x 2, 2-L, Metal Perf. Basket w/Overlay, 120-277V Twin Tube, Elec Ballast	●	●	●		12.0	24	
93029801	STE22-317G-MPO-EU	078531017439	2 x 2, 3-L, Metal Perf. Basket w/Overlay, 120-277V T8 Elec Ballast		●	●		12.0	24	
93029804	STE24-232G-MPO-EU	078531017385	2 x 4, 2-L, Metal Perf. Basket w/Overlay, 120-277V T8 Elec Ballast	●	●	●	●	20.0	14	
93030408	STE24-232G-MPO-EPU	078531017446	2 x 4, 2-L, Metal Perf. Basket w/Overlay, 120-277V T8 Elec Prog Start Ballast	●	●	●	●	20.0	14	
93029803	STE24-332G-MPO-3EU	078531017378	2 x 4, 3-L, Metal Perf. Basket w/Overlay, 120-277V T8 Elec Ballast	●	●	●	●	20.0	14	
93030410	STE24-332G-MPO-3EPU	078531017460	2 x 4, 3-L, Metal Perf. Basket w/Overlay, 120-277V T8 Elec Prog Start Ballast	●	●	●		20.0	14	
93029802	STE24-332G-MPO-EU	078531017392	2 x 4, 3-L, Metal Perf. Basket w/Overlay, 120-277V T8 Elec (2 Ballasts)	●	●	●	●	20.0	14	
93043912	STE24-332G-MPO-EU-FO841	078531023409	2x4, 3-L, Metal Perf. Basket w/Overlay, 120-277V T8 Elec Ballast (2 Ballasts), T8 Lamps installed		●			20.0	14	
93030962	Kit - STE/TRA 2x4 Dust Guard	078531017507	Dust Guard Kit, 4ft fixtures			●		1.0	N/A	



5-Day Quick Ship Ordering Guide

Order Limit Per Fixture Selection: 100

STE			G	MPO		U		
MODEL	NO. OF LAMPS IN CROSS SECTION	CEILING TYPE	BALLAST	OPTIONS	SIZE	LAMP TYPE	SHIELDING	VOLTAGE
STE Stratus Recessed Indirect	2 Two 3 Three	G Grid Lay-in	E Electronic T8, Instant Start EP Electronic T5, T5HO, or T8, Programmed Start ETT Electronic Twin Tube, Instant Start 3E 3-Lamp Electronic T8, Instant Start 3EP 3-Lamp Electronic T8 or T5, Programmed Start	EL Emergency Battery Pack, T8 EL5 Emergency Battery Pack, T5 EL141 Emergency Battery Pack, 1400 Lumens 1-Lamp T8 F830 30K 78+CRI 17 or 32W T8 Lamps Installed F835 35K 78+CRI 17 or 32W T8 Lamps Installed F841 41K 78+CRI 17 or 32W T8 Lamps Installed FO830 30K 82CRI 17 or 32W T8Lamps Installed FO835 35K 82CRI 17 or 32W T8Lamps Installed FO841 41K 82CRI 17 or 32W T8Lamps Installed F5830 30K 85CRI T5 or T5HOLamps Installed F5835 35K 85CRI T5 or T5HOLamps Installed F5841 41K 85CRI T5 or T5HOLamps Installed FTT830 30K 82CRI 40W TT Lamps Installed FTT835 35K 82CRI 40W TT Lamps Installed FTT841 41K 82CRI 40W TT Lamps Installed C388 3-Wire Flex C488 4-Wire Flex	22 2' x 2' 24 2' x 4'	17 2', T8: 17 Watt 24 2', T5HO: 24 Watt 28 4', T5: 28 Watt 32 4', T8 ¹ 40TT Twin Tube Compact, 2G11 Base: 40 Watt (2-Lamp only)	MPO Metal Perf w/Overlay	U 120V-277V 347 347V (T5 and T8 only)

¹ Capable of operating 32, 30, 28 or 25 Watt T8 only.



TRA - Transition® High Efficiency Architectural Lensed

QS7 10-Day Quick Ship Ordering Guide
Order Limit Per Fixture Selection: 100

TRA				G	CLO				
MODEL	NO. OF LAMPS IN CROSS SECTION	CEILING TYPE	BALLAST	OPTIONS					
TRA Transition® High Efficiency Architectural Lensed	2 Two 3 Three	G Grid Lay-in	E Electronic T8, Instant Start EP Electronic T5, T5HO, or T8, Programmed Start ETT Electronic Twin Tube, Instant Start EPTT Electronic Twin Tube, Programmed Start 3E 3-Lamp Electronic T8, Instant Start 3EP 3-Lamp Electronic T8 or T5, Programmed Start E104 Electronic T8, 1.04 Ballast Factor, Instant Start	EL Emergency Battery Pack, T8 EL5 Emergency Battery Pack, T5 EL141 Emergency Battery Pack, 1400 Lumens 1-Lamp T8 F830 30K 78+CRI 17 or 32W T8 Lamps Installed F835 35K 78+CRI 17 or 32W T8 Lamps Installed F841 41K 78+CRI 17 or 32W T8 Lamps Installed F0830 30K 82CRI 17 or 32W T8 Lamps Installed F0835 35K 82CRI 17 or 32W T8 Lamps Installed F0841 41K 82CRI 17 or 32W T8 Lamps Installed F5830 30K 85CRI T5 or T5HO Lamps Installed F5835 35K 85CRI T5 or T5HO Lamps Installed F5841 41K 85CRI T5 or T5HO Lamps Installed FTT830 30K 82CRI 40W TT Lamps Installed FTT835 35K 82CRI 40W TT Lamps Installed FTT841 41K 82CRI 40W TT Lamps Installed C388 3-Wire Flex C488 4-Wire Flex	SIZE	LAMP TYPE	SHIELDING	VOLTAGE	
		CLO Clear Linear Prism Acrylic with Overlay	U 120V-277V 347 347V (T5 and T8 only)						
	22 2' x 2' 24 2' x 4'	17 2', T8: 17 Watt 24 2', T5HO: 24 Watt 28 4', T5: 28 Watt 32 4', T8 ¹ 40TT Twin Tube Compact, 2G11 Base: 40 Watt (2-Lamp only)							


¹ Capable of operating 32, 30, 28 or 25 Watt T8 only.



ZPT - Zero Plenum Troffer

QS7 10-Day Quick Ship Ordering Guide
Order Limit Per Fixture Selection: 100

ZPT	2	G		EP	U
MODEL	NO. OF LAMPS	CEILING TYPE	REFLECTOR	VOLTAGE	
ZPT Zero Plenum® Troffer	2 Two	G Grid Lay-in	O Open (N/A with PRF) R Ribbed Curve S Smooth Curve	U 120V-277V 347 347V (T5 only)	
	SIZE	LAMP TYPE	SHIELDING	BALLAST	OPTIONS
	22 2' x 2' 24 2' x 4'	14 2', T5: 14 Watt 24 2', T5HO: 24 Watt 28 4', T5: 28 Watt 54 4', T5HO: 54 or 51 Watt	LSR Linear Prismatic Lens with Surface Relief Diffuser PRF Metal Perf w/ Overlay	EP Electronic T5, 1.00 Ballast Factor (28W or 54W)	C38890 3-Wire Flex, 90° Connector EL5 Emergency Battery Pack (N/A 2 x 2) F5835 35K 85CRI T5 or T5HO Lamps Installed F5841 41K 85CRI T5 or T5HO Lamps Installed
ACCESSORIES (ORDER SEPARATELY)					
ZPTSMK22 ZPT Surface Mounting Kit (2' x 2')					
ZPTSMK24 ZPT Surface Mounting Kit (2' x 4')					



P4D - High Performance Parabolic

3 SCHEDULED
STOCK
SHIPMENTS

Regional Distribution Center Stock List

Part Number	Catalog Number	UPC Code	Description	CA 03	IL 06	PA 10	SC 07	Wt. each	# on Pal- let	Price
P4D00162	P4D22-232U6G-MA33-AV-EU	078531006501	2 x 2, 2-L, 9 Cell MA Lvr, 120-277V T8 Elec Ballast, Air w/Vanes			•		32.0	28	
P4D00120	P4D22-232U6G-MA33-S-EU	078531043445	2 x 2, 2-L, 9 Cell MA Lvr, 120-277V T8 Elec Ballast, Static	•	•	•	•	32.0	28	
P4D00156	P4D24-232G-MA26-S-EU	078531043704	2 x 4, 2-L, 12 Cell MA Lvr, 120-277V T8 Elec Ballast, Static	•	•	•	•	32.0	16	
P4D00157	P4D24-332G-MA36-AV-3EU	078531043711	2 x 4, 3-L, 18 Cell MA Lvr, 120-277V 3-L T8 Elec Ballast, Air w/Vanes			•		33.0	16	
P4D00146	P4D24-332G-MA36-S-3EU	078531043483	2 x 4, 3-L, 18 Cell MA Lvr, 120-277V 3-L T8 Elec Ballast, Static	•	•	•	•	33.0	16	
93043905	P4D24-332G-MA36-S-3EPU	078531023331	2x4, 3-L, 18 Cell MA Lvr, 120-277V 3-L T8 Elec Prog Start Ballast, Static		•			33.0	16	
P4D00138	P4D24-332G-MA36-S-EU	078531043414	2 x 4, 3-L, 18 Cell MA Lvr, 120-277V T8 Elec (2 Ballasts), Static	•	•	•	•	35.0	16	
93057986	P4D24-332G-MA36-S-3EU- F835	078531124120	2 x 4, 3-L, 18 Cell MA Lvr, 120-277V 3-L T8 Elec Ballast, Static, T8 Lamps Installed		•	•	•	34.0	16	
93057987	P4D24-332G-MA36-S-3EU- F835-C388	078531124137	2 x 4, 3-L, 18 Cell MA Lvr, 120-277V 3-L T8 Elec Ballast, Stat, T8 Lamps Installed, 3 Wire Flex	•	•		•	34.0	16	
93057988	P4D24-332G-MA36-S-3EU- F841	078531124144	2x4, 3-L, 18 Cell MA Lvr, 120-277V 3-L T8 Elec Ballast, Static, T8 Lamps Installed		•			34.0	16	
P4D00147	P4D24-432G-MA48-S-4EU	078531043490	2 x 4, 4-L, 32 Cell, 120-277V 4-L T8 Elec Ballast, Static		•	•	•	34.0	16	
P4D019047.16PK1	LVR P4D24 3X6 MA HK BAG	078531044985	Louver for 2 x 4, 18 cell, MA		•	•		10.0	N/A	

QS75 5-Day Quick Ship Ordering Guide

Order Limit Per Fixture Selection: 150

P4D	-		G	-	MA	-		-	S	-		U	-	
MODEL P4D High Performance Parabolic	NO. OF LAMPS 2 Two 3 Three	CEILING TYPE G Grid	CELLS WIDE BY CELLS LONG 33 3 x 3 (2' x 2' only) 36 3 x 6 (2' x 4' 3-Lamp only)	BALLAST E 2-Lamp Electronic T8, Instant Start 3E 3-Lamp Electronic T8, Instant Start EP T8, Programmed Start 3EP 3-Lamp T8, Programmed Start	VOLTAGE U 120V-277V 347 347V	SIZE 22 2' x 2' 24 2' x 4'	LAMP TYPE 17 2', T8: 17 Watt 32 4', T8 ¹ 32U6 U-Bent, 6" Leg Spacing T8: 32 Watt (2-Lamp only)	LOUVER FINISH MA Matte Anodized Low Iridescent Semi-Specular Aluminum (Std.)	AIR HANDLING S Static	OPTIONS F835 35K 78+CRI Full Wattage T8 Lamps Installed F841 41K 78+CRI Full Wattage T8 Lamps Installed F0835 35K 82CRI Full Wattage T8 Lamps Installed F0841 41K 82CRI Full Wattage T8 Lamps Installed C388 3-Wire Flex C488 4-Wire Flex EL Emergency Battery Pack EL141 Emergency Battery Pack, 1400 Lumens 1-Lamp T8				

¹ Capable of operating 32, 30, 28 or 25 Watt T8 only.



ST8 - Shallow Specification Lensed Troffers



Regional Distribution Center Stock List

Part Number	Catalog Number	UPC Code	Description	CA 03	IL 06	PA 10	SC 07	Wt. each	# on Pallet	Price
HS241519F000000	ST824-232G-FSA12125-EU	078531006853	2 x 4, 2-L, 120-277V T8 Elec Ballast, .125" Lens	●	●	●	●	22.0	24	
HS341519G000000	ST824-332G-FSA12125-3EU	078531006884	2 x 4, 3-L, 120-277V 3-L T8 Elec Ballast, .125" Lens		●	●	●	22.0	24	
93043895	ST824-332G-FSA12125-3EPU	078531023416	2x4, 3-L, 120-277V 3-L T8 Elec Prog Start Ballast, .125" Lens		●			22.0	24	
HS341519F000000	ST824-332G-FSA12125-EU	078531006877	2 x 4, 3-L, 120-277V T8 Elec (2 Ballasts), .125" Lens		●		●	25.0	24	
93043896	ST824-332G-FSA12125-EPU	078531023423	2x4, 3-L, 120-277V T8 Elec Prog Start (2) Ballasts, .125" Lens		●			22.0	24	




5-Day Quick Ship Ordering Guide

Order Limit Per Fixture Selection: 200

ST8	-		G	-	FS	-		U	-	
MODEL	NO. OF LAMPS	CEILING TYPE	SHIELDING		VOLTAGE					
ST8 Low Profile Specification Troffer	2 Two 3 Three (N/A 1 x 4) 4 Four (N/A 1 x 4 or 2 x 2)	G Grid	A12 Pattern 12 Acrylic Lens A12125 Pattern 12 Acrylic Lens, 0.125" Nominal		U 120V-277V 347 347V					
SIZE	LAMP TYPE	DOOR	BALLAST		OPTIONS					
14 1' x 4'	17 2', T8: 17 Watt	FS White Flush Steel	E Electronic T8, Instant Start		F835 35K 78+CRI Full Wattage T8 Lamps Installed					
22 2' x 2'	32 4', T8 ¹		3E 3-Lamp Electronic T8, Instant Start		F841 41K 78+CRI Full Wattage T8 Lamps Installed					
24 2' x 4'	32U6 U-Bent, 6" Leg Spacing T8: 32 Watt (2-lamp only)		4E 4-Lamp Electronic T8, Instant Start		F0835 35K 82CRI Full Wattage T8 Lamps Installed					
			EP Electronic T8, Programmed Start		F0841 41K 82CRI Full Wattage T8 Lamps Installed					
			3EP 3-Lamp Electronic T8, Programmed Start		EL Emergency Battery Pack ²					
			4EP 4-Lamp Electronic T8, Programmed Start		EL141 Emergency Battery Pack, 1400 Lumens 1-Lamp T8					
					C388 3-Wire Flex					
					C488 4-Wire Flex					

¹ Capable of operating 32, 30, 28 or 25 Watt T8 only.
² 2 x 2 with 2 ballasts and EL N/A as Quick Ship.



JT8- Lensed Troffers



Regional Distribution Center Stock List

Part Number	Catalog Number	UPC Code	Description	CA 03	IL 06	PA 10	SC 07	Wt. each	# on Pallet	Price
JT243119FTP0000	JT822-232U6G-FSA12-EU	078531005603	2 x 2, 2-L, 120-277V T8 Elec Ballast	●	●	●	●	16.0	36	
JT241519F000000	JT824-232G-FSA12125-EU	078531006914	2 x 4, 2-L, 120-277V T8 Elec Ballast, .125" Lens	●	●	●	●	20.0	26	
JT24111BL000000	JT824-232G-FSA12-ELWU	078531011765	2x4, 2-L, 120-277V T8 Elec Low Wattage Ballast			●		20.0	26	
JT241119F000000	JT824-232G-FSA12-EU	078531005610	2 x 4, 2-L, 120-277V T8 Elec Ballast	●	●	●	●	20.0	26	
93057975	JT824-232G-FSA12-EU-F835-C388	078531124014	2 x 4, 2-L, 120-277V T8 Elec Ballast, 3 Wire Flex, T8 Lamps Installed	●			●	24.0	26	
JT341519G000000	JT824-332G-FSA12125-3EU	078531006815	2 x 4, 3-L, 120-277V 3-L T8 Elec Ballast, .125" Lens		●	●	●	20.0	26	
JT34111BM000000	JT824-332G-FSA12-3ELWU	078531010867	2x4, 3-L, 120-277V 3-L T8 Elec Low Wattage Ballast			●		20.0	26	
93043898	JT824-332G-FSA12-3EPU	078531023447	2x4, 3-L, 120-277V 3-L T8 Elec Prog Start Ballast		●			20.0	26	
JT341119G000000	JT824-332G-FSA12-3EU	078531005627	2 x 4, 3-L, 120-277V 3-L T8 Elec Ball.	●	●	●	●	20.0	26	
93057976	JT824-332G-FSA12-3EU-F835	078531124021	2 x 4, 3-L, 120-277V 3-L T8 Elec Ballast, T8 Lamps Installed		●		●	23.0	26	
93057977	JT824-332G-FSA12-3EU-F835-C388	078531124038	2 x 4, 3-L, 120-277V 3-L T8 Elec Ballast, T8 Lamps Installed, 3 Wire Flex	●	●		●	24.0	26	
93057978	JT824-332G-FSA12-3EU-F841	078531124045	2 x 4, 3-L, 120-277V 3-L T8 Elec Ball., T8 Lamps Installed		●		●	23.0	26	
JT341119F000000	JT824-332G-FSA12-EU	078531005634	2 x 4, 3-L, 120-277V T8 Elec (2 Ballasts)	●	●	●	●	24.0	26	
93046045	JT824-332SM-FSA12-3EU	078531121105	2 x 4 Surface Mount, 3-L 120-277V T8 Elec Ballast		●			24.0	9	
JT441119H000000	JT824-432G-FSA12-4EU	078531005641	2 x 4, 4-L, 120-277V 4-L T8 Elec Ballast	●	●	●	●	18.0	26	
93057980	JT824-432G-FSA12-4EU-F835	078531124069	2 x 4, 4-L, 120-277V 4-L T8 Elec Ballast, T8 Lamps Installed		●	●	●	23.0	26	
93057981	JT824-432G-FSA12-4EU-F835-C388	078531124076	2 x 4, 4-L, 120-277V 4-L T8 Elec Ballast, T8 Lamps Installed, 3 Wire Flex	●	●		●	24.0	26	
93057982	JT824-432G-FSA12-4EU-F841	078531124083	2 x 4, 4-L, 120-277V 4-L T8 Elec Ballast, T8 41K Lamps Installed		●		●	23.0	26	
93057983	JT824-432G-FSA12-4EU-F841-C388	078531124090	2 x 4, 4-L, 120-277V 4-L T8 Elec Ballast, T8 41K Lamps Installed, 3 Wire Flex		●	●	●	24.0	26	
JT441119F000000	JT824-432G-FSA12-EU	078531005658	2 x 4, 4-L, 120-277V T8 Elec (2 Ballasts)	●	●	●	●	24.0	26	
93046044	JT824-432SM-FSA12-4EU	078531121099	2 x 4 Surface Mount, 4-L 120-277V T8 Elec Ballast		●			24.0	9	
JT2499000800000	DR&SHLD JT824 FS A12	078531012632	2 x 4 Replacement Door Assembly with Lens			●		5.0	N/A	
003334.00	A12.095 22.500-22.500	078531004781	2 x 2 Replacement Lens		●	●		1.0	N/A	
003335.00	A12.095 22.500-46.562	078531004774	2 x 4 Replacement Lens		●	●		2.0	N/A	
003312.00	A12.125	078531022891	2 x 4 Replacement Lens		●	●		2.5	N/A	



JT8 - Lensed Troffers

QS75 5-Day Quick Ship Ordering Guide
Order Limit Per Fixture Selection: 200

JT8				G	FS			U	
MODEL	NO. OF LAMPS	CEILING TYPE			SHIELDING	VOLTAGE		OPTIONS	
JT8 Dedicated T8 Lensed Troffer	2 Two 3 Three 4 Four (2 x 4 only)	G Grid			A12 Pattern 12 Acrylic Lens A12125 Pattern 12 Acrylic Lens, 0.125" Nominal	U 120V-277V 347 347V		F835 35K 78+CRI Full Wattage T8 Lamps Installed F841 41K 78+CRI Full Wattage T8 Lamps Installed FO835 35K 82CRI Full Wattage T8 Lamps Installed FO841 41K 82CRI Full Wattage T8 Lamps Installed EL Emergency Battery Pack ² EL141 Emergency Battery Pack, 1400 Lumens 1-Lamp T8 C388 3-Wire Flex C488 4-Wire Flex	
SIZE	LAMP TYPE	DOOR		BALLAST					
22 2' x 2' 24 2' x 4'	17 2', T8: 17 Watt 32 4', T8 ¹ 32U6 U-Bent, 6" Leg Spacing T8: 32 Watt (2 lamps)	FS White Flush Steel		E Electronic T8, Instant Start 3E 3-Lamp Electronic T8, Instant Start 4E 4-Lamp Electronic T8, Instant Start EP Electronic T8, Programmed Start 3EP 3-Lamp Electronic T8, Programmed Start 4EP 4-Lamp Electronic T8, Programmed Start					

¹ Capable of operating 32, 30, 28 or 25 Watt T8 only.
² 2 x 2 with 2 ballasts and EL N/A as Quick Ship.



4PS - Specification Grade Lensed Troffers

3S SCHEDULED
STOCK
SHIPMENTS

Regional Distribution Center Stock List

Part Number	Catalog Number	UPC Code	Description	CA 03	IL 06	PA 10	SC 07	Wt. each	# on Pallet	Price
HW241519F000000	4PS24-232G-FSA12125-EU	078531009106	2 x 4, 2-L, 120-277V T8 Elec Ballast, .125" Lens	•	•	•	•	22.0	18	
HW341519G000000	4PS24-332G-FSA12125-3EU	078531009113	2 x 4, 3-L, 120-277V 3-L T8 Elec Ballast, .125" Lens		•			23.0	18	
HW341519F000000	4PS24-332G-FSA12125-EU	078531009120	2 x 4, 3-L, 120-277V T8 Elec (2 Ballasts), .125" Lens		•			25.0	18	


QS
10

10-Day Quick Ship Ordering Guide

Order Limit Per Fixture Selection: 150

4PS	-			G	-				U	-	
MODEL 4PS Specification Grade Static Troffer	NO. OF LAMPS 2 Two 3 Three 4 Four (2 x 4 only)	CEILING TYPE G Grid	SHIELDING A12 Pattern 12 Acrylic Lens A12125 Pattern 12 Acrylic Lens, 0.125" Nominal	VOLTAGE U 120V-277V 347 347V (T8 only)	SIZE 22 2' x 2' 24 2' x 4'	LAMP TYPE 32 4', T8 ¹ 32U6 U-Bent, 6" Leg Spacing T8: 32 Watt (2 lamps) 40TT Twin Tube Compact, 2G11 Base: 40 Watt (2 or 3 lamps)	DOOR FS White Flush Steel RA White Regressed Aluminum	BALLAST E Electronic T8, Instant Start 3E 3-Lamp Electronic T8, Instant Start 4E 4-Lamp Electronic T8, Instant Start EP Electronic T8, Programmed Start 3EP 3-Lamp Electronic T8, Programmed Start 4EP 4-Lamp Electronic T8, Programmed Start ETT Electronic Twin Tube, Instant Start	OPTIONS F835 35K 78+CRI Full Wattage T8 Lamps Installed F841 41K 78+CRI Full Wattage T8 Lamps Installed FO835 35K 82CRI Full Wattage T8 Lamps Installed FO841 41K 82CRI Full Wattage T8 Lamps Installed EL Emergency Battery Pack, T8 EL141 Emergency Battery Pack, 1400 Lumens 1-Lamp T8 C388 3-Wire Flex C488 4-Wire Flex		


¹ Capable of operating 32, 30, 28 or 25 Watt T8 only.



BIL - Integrated Sensor for Stairwell Applications

3S SCHEDULED STOCK SHIPMENTS Regional Distribution Center Stock List

Part Number	Catalog Number	UPC Code	Description	CA 03	IL 06	PA 10	SC 07	Wt. each	# on Pallet	Price
BIL000002	BIL4-232-EPU	078531016807	4', 2-L, 32W T8, Elec Ballast		●	●		9.0	N/A	



SA - Wall Brackets

3S SCHEDULED STOCK SHIPMENTS Regional Distribution Center Stock List

Part Number	Catalog Number	UPC Code	Description	CA 03	IL 06	PA 10	SC 07	Wt. each	# on Pallet	Price
34241019F000000	SA4-232-EU	078531006792	2-4' T8, 4', 120-277V Elec Ballast	●	●	●	●	13.0	24	



UC - Undercabinet

3S SCHEDULED STOCK SHIPMENTS Regional Distribution Center Stock List

Part Number	Catalog Number	UPC Code	Description	CA 03	IL 06	PA 10	SC 07	Wt. each	# on Pallet	Price
93047671	UC24-117-EU	078531023690	2', 1-L, 17W T8, Elec Ballast		●	●	●	6.0	224	
93047672	UC36-125-EU	078531023706	3', 1-L, 25W T8, Elec Ballast	●	●	●	●	6.0	140	
93047673	UC48-132-EU	078531023713	4', 1-L, 32W T8, Elec Ballast	●	●	●	●	8.0	112	



W - Wall Mount Light

3S SCHEDULED STOCK SHIPMENTS Regional Distribution Center Stock List

Part Number	Catalog Number	UPC Code	Description	CA 03	IL 06	PA 10	SC 07	Wt. each	# on Pallet	Price
24222019F000000	W2-217-EU	078531010294	2-2' T8, 2', 120-277V T8 Elec Ballast Less Switch, Less Convenience Outlet	●	●	●	●	6.0	N/A	
24241019F000000	W4-232-EU	078531007287	2-4' T8, 4', 120-277V T8 Elec Ballast Less Switch, Less Convenience Outlet	●	●	●	●	13.0	N/A	



WAL - Wall Mount



Regional Distribution Center Stock List

Part Number	Catalog Number	UPC Code	Description	CA 03	IL 06	PA 10	SC 07	Wt. each	# on Pallet	Price
DS241019F000000	WAL4-232-EU	078531006068	2-4' T8, 4', 120-277V T8 Elec Ballast	●	●	●	●	16.0	55	




AD - Corridor Wraparounds



Regional Distribution Center Stock List

Part Number	Catalog Number	UPC Code	Description	CA 03	IL 06	PA 10	SC 07	Wt. each	# on Pallet	Price
22141019F000000	AD4-132-EU	078531006327	1-4'T8, 4', 120-277V T8 Elec Ballast			●		10.0	56	
22241019F000000	AD4-232-EU	078531006334	2-4'T8, 4', 120-277V T8 Elec Ballast	●		●		10.0	56	




WC - Specification Grade Wraparounds



Regional Distribution Center Stock List

Part Number	Catalog Number	UPC Code	Description	CA 03	IL 06	PA 10	SC 07	Wt. each	# on Pallet	Price
CD241019F000000	WC4-232-EU	078531006075	2-4'T8, 4', 120-277V T8 Elec Ballast	●	●	●	●	13.0	48	
CD441019H000000	WC8-232-4EU	078531006822	4-4'T8, 8', 120-277V 4-L T8 Elec Ballast		●			26.0	36	
CF341019G000000	WCW4-332-3EU	078531006341	3-4'T8, 4', 120-277V 3-L T8 Elec Ballast	●		●		14.0	33	
CF441019H000000	WCW4-432-4EU	078531006082	4-4'T8, 4', 120-277V 4-L T8 Elec Ballast	●	●	●		16.0	28	
CD8013802000000	SHLD ASY WC 4FT	078531000998	WC Replacement Lens - 4'		●	●		3.1	54	
CF8013803000000	SHLD ASY WCW 4FT	078531001001	WCW Replacement Lens		●	●		10.0	80	



AW- Wraparounds

3S SCHEDULED
STOCK
SHIPMENTS

Regional Distribution Center Stock List


Part Number	Catalog Number	UPC Code	Description	CA 03	IL 06	PA 10	SC 07	Wt. each	# on Pallet	Price
CY222019F000000	AWN2-217-EU	078531009984	2-2'T8, 2', 120-277V T8 Elec Ballast		●	●	●	8.0	110	
CY241019F000000	AWN4-232-EU	078531004859	2-4'T8, 4', 120-277V T8 Elec Ballast	●	●	●	●	14.0	55	
93043931	AWN4-232-EPU	078531023508	2-4'T8, 4', 120-277V T8 Elec Prog Start Ballast	●	●			14.0	55	
CY24101BL000000	AWN4-232-ELWU	078531011857	2-4' T8, 4', 120-277V T8 Elec Low Wattage Ballast	●		●		14.0	55	
CY441019H000000	AWN8-232-4EU	078531005979	4-4'T8, 8', 120-277V 4-L T8 Elec Ballast	●	●	●		26.0	30	
93015558	AWN8-232-4ELWU	078531012441	4-4' T8, 8', 120-277V 4-L T8 Elec Low Wattage Ballast			●		26.0	30	
CL341019G000000	AWW4-332-3EU	078531004866	3-4'T8, 4', 120-277V 3-L T8 Elec Ballast	●	●	●	●	14.0	33	
CL441019H000000	AWW4-432-4EU	078531004873	4-4'T8, 4', 120-277V 4-L T8 Elec Ballast	●	●	●	●	14.0	33	
CY8092746000000	SHLD AWN 4FT	078531001148	AWN Replacement Lens		●	●		10.0	100	
CL8092721000000	SHLD AWW 4FT	078531001155	AWW Replacement Lens		●	●		5.0	66	

QS₁₀ 10-Day Quick Ship Ordering Guide

Order Limit Per Fixture Selection: 100

			32		U	EL
MODEL	SIZE		LAMP TYPE		VOLTAGE	OPTIONS
AWN 8 ⁵ / ₁₆ " Wide	4 4'		32 4', T8 ¹		U 120V-277V	EL Emergency Battery Pack
AWW 14 ⁵ / ₈ " Wide	8 8' (AWN only)				347 347V	EL141 Emergency Battery Pack, 1400 Lumens 1-Lamp T8
	NO. OF LAMPS IN CROSS SECTION		BALLAST			
	2 Two		E Electronic Instant Start			
	3 Three (AWW only)		3E 3-Lamp Electronic T8, Instant Start			
	4 Four (AWW only)		4E 4-Lamp Electronic T8, Instant Start			
			EP Electronic T8, Programmed Start			
			3EP 3-Lamp Electronic T8, Programmed Start			
			4EP 4-Lamp Electronic T8, Programmed Start			

¹ Capable of operating 32, 30, 28 or 25 Watt T8 only.



CSR - Industrials

3 SCHEDULED
STOCK
SHIPMENTS

Regional Distribution Center Stock List

Part Number	Catalog Number	UPC Code	Description	CA 03	IL 06	PA 10	SC 07	Wt. each	# on Pallet	Price
56241719F910000	CSR4-232-ST-EU	078531004934	2-4' T8, 4', 120-277V T8 Elec Ballast, Solid Reflector	•	•	•	•	11.0	48	
5624171BL910000	CSR4-232-ST-ELWU	078531011918	2-4' T8, 4', 120-277V T8 Elec Low Wattage Ballast, Solid Reflector			•		11.0	48	
55441719H910000	CSR8-232-ST-4EU	078531004941	2-4' T8, 8', 120-277V 4-L T8 Elec Ballast, Solid Reflector	•	•	•	•	20.0	27	
56275719F910000	CSR8-296T8-ST-EU	078531005986	2-8' T8, 8', 120-277V T8 Elec Ballast, Solid Reflector		•	•		26.0	27	
562092935000000	CSRWG4	078531740139	4' Wire Guard for CSR series	•	•	•	•	2.5	N/A	
985084348700000	CSZT	078531740146	Zip T-Hanger - 1/2" spacer		•	•	•	0.2	N/A	



10-Day Quick Ship Ordering Guide

Order Limit Per Fixture Selection: 100

CSR	-		-		-		U	-	EL
MODEL CSR Industrial	NO. OF LAMPS 2 Two 3 Three (T8 only)	REFLECTOR TYPE ST Solid Top Reflector U Apertured Reflector for 5% Uplight (Solid Reflector not recommended with HO units)	VOLTAGE U 120V-277V 347 347V (T8 only)	OPTIONS EL Emergency Battery Pack (T8 only) EL141 Emergency Battery Pack, 1400 Lumens 1-Lamp T8	SIZE 4 4' 8 8'	LAMP TYPE 32 4', T8 ¹ 96HO 8', T12: 110 or 95 Watt	BALLAST E Electronic, Instant Start 3E 3-Lamp Electronic T8 (32W), Instant Start 4E 4-Lamp Electronic T8 (32W), Instant Start EP Electronic, Programmed Start, T8 3EP 3-Lamp Electronic T8, Programmed Start 4EP 4-Lamp Electronic T8, Programmed Start		

¹ Capable of operating 32, 30, 28 or 25 Watt T8 only.



LHA- Industrial Fluorescent High Bay



Regional Distribution Center Stock List

Part Number	Catalog Number	UPC Code	Description	CA 03	IL 06	PA 10	SC 07	Wt. each	# on Pallet	Price
LHA000016	LHA4-454-NST-4EPU	078531022464	4-4' T5, 4', 120-277V 4-L T5 Elec Ballast, Narrow Distribution, Solid Reflector		●	●		22.0	30	
LHA000017	LHA4-454-NU-4EPU	78531022112	4-4' T5, 4', 120-277V 4-L T5 Elec Ballast, Narrow Distribution, Uplight Reflector	●	●	●	●	22.0	30	
LHA000019	LHA4-454-NU-4EPU-F554841	78531022129	4-4' T5, 4', 120-277V 4-L T5 Elec Ballast, 54 Watt Lamps Installed, Narrow Distribution, Uplight Reflector	●	●		●	23.0	30	
LHA000024	LHA4-632-NST-3EHLU	078531022471	6-4' T8, 4', 120-277V (2) 3-L T8 HL Elec Ballast, Narrow Distribution, Uplight Reflector		●			24.0	24	
LHA000025	LHA4-632-NU-3EHLU	78531022136	6-4' T8, 4', 120-277V (2) 3-L T8 HL Elec Ballast Narrow Distribution, Uplight Reflector	●	●	●	●	24.0	24	
LHA000027	LHA4-632-NU-3EHLU-FO841	078531022143	6-4' T8, 4', 120-277V (2) 3-L T8 HL Elec Ballast 82 CRI T8 Lamps Installed, Narrow Distribution, Uplight Reflector		●			25.0	24	
LHA000040	LHA4-654-NST-24EPU	078531022488	6-4' T5, 4', 120-277V 2 & 4-L T5 Elec Ballast Narrow Distribution, Solid Reflector	●	●	●	●	26.0	24	
93043290	LHA4-654-NST-24EPU-F554841	078531023256	6-4' T5, 4', 120-277V 2 & 4-L T5 Elec Ballast, 54W-T5 Lamps Installed Narrow Distribution, Solid Reflector			●		26.0	24	
LHA000041	LHA4-654-NU-24EPU	078531022150	6-4' T5, 4', 120-277V 2 & 4-L T5 Elec Ballast, Narrow Distribution, Uplight Reflector	●	●	●	●	26.0	24	
LHA000043	LHA4-654-NU-24EPU-F554841	078531022167	6-4' T5, 4', 120-277V 2 & 4-L T5 Elec Ballast, 54 Watt Lamps Installed, Narrow Distribution, Uplight Reflector	●	●	●	●	26.0	24	



5-Day Quick Ship Ordering Guide

Order Limit Per Fixture Selection: 150

LHA	4	-		-		-		-	U	-	
SIZE 4 4'	NO. OF LAMPS 4 Four 6 Six		REFLECTOR N Narrow Distribution W Wide Distribution	UPLIGHT ST Solid Top U Uplight		VOLTAGE U 120V-277V 347 347V		OPTIONS EL141 Emergency Battery Pack, T8, 1400 Lumens EL5H Emergency Battery Pack, T5, 1250 Lumens F3C5 3-Conductor Cord F4C5 4-Conductor Cord F3C10 3-Conductor Cord, 10' F4C10 4-Conductor Cord, 10'			
MODEL LHA Industrial Fluorescent High Bay	LAMP TYPE 32 4', T8 ¹ 54 4', T5HO: 54 or 51 Watt	BALLAST LHA4-454 4EP (1) 4-Lamp Electronic T5HO, Programmed Start LHA4-654 24EP (1) 2-Lamp and (1) 4-Lamp Electronic T5HO, Programmed Start LHA4-432 4EHL (1) 4-Lamp Electronic T8, High Light Output, Instant Start (N/A 480V) LHA4-632 3EHL (2) 3-Lamp Electronic T8, High Light Output, Instant Start 3EPHL (2) 3-Lamp Electronic T8, High Light Output, Programmed Start				LAMPS INSTALLED T8 F841 4100K 78+CRI 32W T8 F850 5000K 78+CRI 32W T8 T5HO F554841 54 Watt, 85 CRI, 4100K F554850 54 Watt, 85 CRI, 5000K					

¹ Capable of operating 32, 30, 28 or 25 Watt T8 only.



LHV - Linear High Bays

3 SCHEDULED
STOCK
SHIPMENTS

Regional Distribution Center Stock List

Part Number	Catalog Number	UPC Code	Description	CA 03	IL 06	PA 10	SC 07	Wt. each	# on Pallet	Price
93014378	LHV4-432-M4R-ST-4EHLU	078531019372	4-4' T8, 4', 120-277V 4-L T8 HL Elec Ballast		●			22.0	30	
93038457	LHV4-432-M4RU-4EHLU-FO850	078531022914	4-4' T8, 4', 120-277V 4-L T8 HL Elec Ballast 80 CRI T8 Lamps Installed		●			24.0	30	
LHV000004	LHV4-454-GWU-4EPU-F5841	078531011086	4-4' T5, 4', 120-277V 4-L T5 Elec Ballast, White Reflector T5 Lamps Installed		●			23.0	30	
93014379	LHV4-454-M4RST-4EPU	078531011703	4-4' T5, 4', 120-277V 4-L T5 Elec Ballast, Solid Top Reflectors			●		22.0	30	
LHV000003	LHV4-454-M4RU-4EPU	078531011024	4-4' T5, 4', 120-277V 4-L T5 Elec Ballast, Uplight Reflector	●	●	●	●	22.0	30	
LHV000002	LHV4-454-M4RU-4EPU-F5841	078531011079	4-4' T5, 4', 120-277V 4-L T5 Elec Ballast, T5 Lamps Installed		●	●	●	23.0	30	
93057984	LHV4-632-GWU-3EHLU-F841	078531124106	6-4' T8, 4', 120-277V (2) 3-L T8 HL Elec Ballast T8 Lamps Installed, White Reflector		●			23.0	24	
LHV000009	LHV4-632-M4RU-3EHLU	078531011048	6-4' T8, 4', 120-277V (2) 3-L T8 HL Elec Ballast,	●	●	●	●	24.0	24	
93057985	LHV4-632-M4RU-3EHLU-F841	078531124113	6-4' T8, 4', 120-277V (2) 3-L T8 HL Elec Ballast 70CRI T8 Lamps Installed		●		●	25.0	24	
LHV000029	LHV4-632-M4RU-3EHLU-FO850	078531016845	6-4' T8, 4', 120-277V (2) 3-L T8 HL Elec Ballast 80 CRI T8 Lamps Installed		●			25.0	24	
LHV000007	LHV4-654-GWU-24EPU-F5841	078531011109	6-4' T5, 4', 120-277V 2 & 4-L T5 Elec Ballast T5 Lamps Installed, White Reflector		●		●	25.0	24	
93020453	LHV4-654-M4RST-24EPU-F5841	078531016296	6-4' T5, 4', 120-277V 2 & 4-L T5 Elec Ballast, T5 Lamps Installed Solid Top Reflector				●	26.0	24	
LHV000006	LHV4-654-M4RU-24EPU	078531011031	6-4' T5, 4', 120-277V 2 & 4-L T5 Elec Ballast	●	●	●	●	26.0	24	
LHV000005	LHV4-654-M4RU-24EPU-F5841	078531011093	6-4' T5, 4', 120-277V 2 & 4-L T5 Elec Ballast, T5 Lamps Installed		●	●	●	26.0	24	
LHVOS1360	LHVOS1360	078531023584	Occupancy/Daylight Sensor, with a 360° lens, 120/277/347V, One Relay	●	●	●	●	25.0	N/A	
LHVQM10	LHVQM10	078531012526	Aircraft Cable Hangers, 10' (pair)	●	●	●	●	0.6	N/A	
LHVQM20	LHVQM20	078531012991	Aircraft Cable Hangers, 20' (pair)		●		●	1.2	N/A	
LHVQM5	LHVQM5	078531012670	Aircraft Cable Hangers, 5' (pair)	●	●	●	●	0.5	N/A	
LHVSP	LHVSP	078531011338	Side Panels (pair)		●			5.0	N/A	
LHVSPM5	LHVSPM5	078531012656	Single Point Mounting Kit, Includes Aircraft Cable, 5' (pair)		●	●		5.0	N/A	
LHVTH	LHVTH	078531012649	Tong Hanger (pair)	●	●	●	●	0.6	N/A	
LHVWG4-4	LHVWG4-4	078531012625	Cage Wireguard, 4-L, White	●	●	●	●	5.0	N/A	
LHVWG4-6	LHVWG4-6	078531012618	Cage Wireguard, 6-L, White	●	●	●	●	5.0	N/A	
C6P15-120	C6P15-120	078531016111	Cord and Plug Kit (white), 6 ft Straight Blade Nema 5-15P, 15 amp, 120V		●			0.8	N/A	
C6TL15-120	C6TL15-120	078531016098	Cord and Plug Kit (white), 6 ft Twist Lock Nema L5-15P, 15 amp, 120V		●			0.8	N/A	
C6TL15-277	C6TL15-277	078531016104	Cord and Plug Kit (white), 6 ft Twist Lock Nema L7-15P, 15 amp, 277V		●			0.8	N/A	



LHV - Linear High Bays



Regional Distribution Center Stock List

Part Number	Catalog Number	UPC Code	Description	CA 03	IL 06	PA 10	SC 07	Wt. each	# on Pallet	Price
VersaBay Shielding Accessories										
LHVS4-CA	LHVS4-CA		LHV 4 lamp Shielding kit, includes frame and clear acrylic lens		●				N/A	
LHV4SPJ	LHV4SPJ	078531016142	Side Panels and End Jaw (pair) for 4 lamp		●			2.5	N/A	
LHV4CA	LHV4CA	078531016203	Clear Acrylic Lens for 4 lamp		●			2.5	N/A	
LHVS4-WG	LHVS4-WG		LHV 4 lamp Shielding kit, includes frame and flat wire guard		●				N/A	
LHV4SPJ	LHV4SPJ	078531016142	Side Panels and End Jaw (pair) for 4 lamp		●			2.5	N/A	
LHV4FWG	LHV4FWG	078531016173	Flat Wire Guard for 4 lamp		●			2.5	N/A	
LHVS4-CAWG	LHVS4-CAWG		4 lamp Shielding kit, includes frame, clear acrylic lens and flat wire guard		●					
LHV4SPJ	LHV4SPJ	078531016142	Side Panels and End Jaw (pair) for 4 lamp		●			2.5		
LHV4FWG	LHV4FWG	078531016173	Flat Wire Guard for 4 lamp		●			2.5	N/A	
LHVS6-CA	LHVS6-CA		LHV 6 lamp Shielding kit, includes frame and clear acrylic lens		●					
LHV6SPJ	LHV6SPJ	078531016159	Side Panels and End Jaw (pair) for 6 lamp		●			2.5	N/A	
LHV6CA	LHV6CA	078531016210	Clear Acrylic Lens for 6 lamp		●			2.5	N/A	
LHVS6-WG	LHVS6-WG		LHV 6 lamp Shielding kit, includes frame and flat wire guard		●					
LHV6SPJ	LHV6SPJ	078531016159	Side Panels and End Jaw (pair) for 6 lamp		●			2.5	N/A	
LHV6FWG	LHV6FWG	078531016180	Flat Wire Guard for 6 lamp		●			2.5	N/A	
LHVS6-CAWG	LHVS6-CAWG		6 lamp Shielding kit, includes frame, clear acrylic lens and flat wire guard		●				N/A	
LHV6SPJ	LHV6SPJ	078531016159	Side Panels and End Jaw (pair) for 6 lamp		●			2.5		
LHV6CA	LHV6CA	078531016210	Clear Acrylic Lens for 6 lamp		●			2.5	N/A	
LHV6FWG	LHV6FWG	078531016180	Flat Wire Guard for 6 lamp		●			2.5	N/A	



LHV - Linear High Bays



5-Day Quick Ship Ordering Guide

Order Limit Per Fixture Selection: 150

LHV		4										
SIZE		4 4'	NO. OF LAMPS		REFLECTOR		UPLIGHT		VOLTAGE		OPTIONS	
4 4'		4 Four 6 Six		M4R 95% Reflective Specular Aluminum (Narrow Beam) GW Gloss White (Wide Beam)		ST Solid Top U Uplight		U 120V-277V 347 347V 480 480V ²		EL141 Emergency Battery Pack, T8, 1400 Lumens (120-277V) EL5H Emergency Battery Pack, T5, 1250 Lumens (120-277V) F3C5 3-Conductor Cord F4C5 4-Conductor Cord F3C10 3-Conductor Cord, 10' F4C10 4-Conductor Cord, 10'		
MODEL		LAMP TYPE		BALLAST				LAMPS INSTALLED				
LHV VersaBay® Fluorescent High Bay		32 4'; T8 ¹ 54 4'; T5HO: 54 or 51 Watt		LHV4-454 4EP (1) 4-Lamp Electronic T5HO, Programmed Start LHV4-654 24EP (1) 2-Lamp and (1) 4-Lamp Electronic T5HO, Programmed Start LHV4-432 4EHL (1) 4-Lamp Electronic T8, High Light Output, Instant Start (N/A 480V) LHV4-632 3EHL (2) 3-Lamp Electronic T8, High Light Output, Instant Start 3EPHL (2) 3-Lamp Electronic T8, High Light Output, Programmed Start ³				T8 F0841 4100K 82CRI 32W T8 F0850 5000K 82CRI 32W T8 T5HO F5841 4100K 85CRI F5850 5000K 85CRI				

¹ Capable of operating 32, 30, 28 or 25 Watt T8 only.
² 480V option on T5HO units only.
³ N/A in 347V.



KL - Specification Grade Industrials


3S SCHEDULED STOCK SHIPMENTS Regional Distribution Center Stock List

Part Number	Catalog Number	UPC Code	Description	CA 03	IL 06	PA 10	SC 07	Wt. each	# on Pallet	Price
72241819F910000	KL4-232-U-EU	078531006471	2-4' T8, 4', 120-277V T8 Elec Ballast, Apertured Reflector	●	●	●	●	15.0	21	
820268450000000	KLWG4	078531007478	4' Wire Guard for KL series	●	●	●	●	3.2	N/A	
984084190000000	KHC	078531000875	Two 24" chain assemblies for K and KL	●	●	●	●	0.3	N/A	

QS 10 10-Day Quick Ship Ordering Guide Order Limit Per Fixture Selection: 50

KL					U	
MODEL KL Premium Industrial	NO. OF LAMPS 2 Two 3 Three	REFLECTOR TYPE U Apertured Uplight Reflector ST Solid Top	VOLTAGE U 120V-277V 347 347V (T8 only)	OPTIONS EL Emergency Battery Pack EL5 Emergency Battery Pack, T5 EL141 Emergency Battery Pack, 1400 Lumens 1-Lamp T8		
SIZE 4 4' 8 8'	LAMP TYPE 32 4', T8 ¹ 54 4', T5HO: 54 or 51 Watt 96T8 8', T8: 59 Watt (2-Lamp only) 96T8HO 8', T8: 86 Watt (2-Lamp only)	BALLAST E Electronic, Instant Start 3E 3-Lamp Electronic T8 (32W), Instant Start 4E 4-Lamp Electronic T8 (32W), Instant Start EP Electronic, Programmed Start, T5HO or T8 3EP 3-Lamp Electronic T5HO or T8, Programmed Start 4EP 4-Lamp Electronic T5HO or T8, Programmed Start				
ACCESSORIES (ORDER SEPARATELY) KLEC Full Depth Endcap (pair) KZT Zip-Tee Hanger KLRU4 4' 5% Uplight Reflector Only KTH Slide Clamp Tong Hanger		Instant Start ballasts available for 32 and 96T8. Programmed Start ballasts available for all except 96T8.				

¹ Capable of operating 32, 30, 28 or 25 Watt T8 only.



K - Heavy Duty Striplights

3S SCHEDULED STOCK SHIPMENTS Regional Distribution Center Stock List

Part Number	Catalog Number	UPC Code	Description	CA 03	IL 06	PA 10	SC 07	Wt. each	# on Pallet	Price
80241009F910000	K4-232-EU	078531007034	2-4' T8, 4', 120-277V T8 Elec Ballast		●		●	16.0	72	
93025871	K8-296HO-EPU	078531016913	2-8' T12HO, 8', 120-277V Ballast	●	●	●	●	19.0	36	
93032673	K8-296T8HO-EPU	078531017699	2-8' T8HO, 8', 120-277V Elec.Prog Start Ballast		●			19.0	36	
984084190000000	KHC	078531000875	Two 24" chain assemblies for K and KL	●	●	●	●	0.3	N/A	



SS - Staggered Strips



Regional Distribution Center Stock List

Part Number	Catalog Number	UPC Code	Description	CA 03	IL 06	PA 10	SC 07	Wt. each	# on Pallet	Price
FS000039	SS4-132-EU	078531044602	1-4' T8, 4', 120-277V T8 Elec Ballast				●	9.0	72	
FS000040	SS4-232-EU	078531044619	2-4' T8, 4', 120-277V T8 Elec Ballast				●	9.0	72	



CS - Striplights



Regional Distribution Center Stock List

Part Number	Catalog Number	UPC Code	Description	CA 03	IL 06	PA 10	SC 07	Wt. each	# on Pallet	Price
04122009F910000	CS2-117-EU	078531008079	1-2' T8, 2', 120-277V T8 Elec Ballast			●		4.0	176	
04222009F910000	CS2-217-EU	078531004996	2-2' T8, 2', 120-277V T8 Elec Ballast		●	●	●	4.0	176	
041220007910000	CS2-220-L120	078531023164	2-2' T12, 2', 120V T12 LPF Ballast			●		4.0	176	
04231009F910000	CS3-225-EU	078531005009	2-3' T8, 3', 120-277V T8 Elec Ballast	●	●	●	●	7.0	88	
04141009F910000	CS4-132-EU	078531006280	1-4' T8, 4', 120-277V T8 Elec Ballast	●	●	●	●	9.0	77	
04241009F910000	CS4-232-EU	078531005016	2-4' T8, 4', 120-277V T8 Elec Ballast	●	●	●	●	9.0	77	
93022153	CS4-232-EPU	078531016609	2-4' T8, 4', 120-277V T8 Elec Prog Start Ballast	●	●			9.0	77	
93038454	CS4-254-EPU	078531022969	2-4' T5, 4', 120-277V T5 Elec Ballast		●	●		9.0	77	
0424100BL910000	CS4-232-ELWU	078531012458	2-4' T8, 4', 120-277V T8 Elec Low Wattage Ballast			●		9.0	77	
03241009F910000	CS8-132-EU	078531009151	2-8' T8, 8', 120-277V T8 Elec Ballast		●	●		17.0	77	
03441009H910000	CS8-232-4EU	078531005023	4-8' T8, 8', 120-277V 4-L T8 Elec Ballast	●	●	●	●	17.0	77	
0344100BN910000	CS8-232-4ELWU	078531011949	4-8' T8, 8', 120-277V 4-L T8 Elec Low Wattage Ballast			●		17.0	77	
04275009F910000	CS8-296T8-EU	078531005795	2-8' T8, 8', 120-277V T8 Elec Ballast	●	●	●	●	17.0	77	
0427500AS910000	CS8-296-EU120	078531008543	2-8' T12, 8', 120V Magnetic DOE Compliant Ballast		●			17.0	77	
93038455	CS8-254-4EPU	078531022976	4-8' T5, 8', 120-277V 4-L T5 Elec Ballast		●			17.0	77	
984084158000000	CSHC	078531000868	Two 14" chain assemblies for CS and CSR	●	●	●	●	0.2	N/A	
745013602000000	CSR4	078531001575	4' symmetric reflector, white, solid top	●	●	●	●	2.0	N/A	
745013603000000	CSRU4	078531001582	4' symmetric reflector, white, uplight		●			2.0	N/A	
982092925000000	CSWG4	078531000882	4' Wire Guard for CS series	●	●	●	●	1.0	N/A	
985084348700000	CSZT	078531740146	Zip T-Hanger - 1/2" spacer		●	●	●	0.2	N/A	



CS - Striplights

QS 10 10-Day Quick Ship Ordering Guide

Order Limit Per Fixture Selection: 100

CS					U	EL
MODEL	SIZE	NO. OF LAMPS IN CROSS SECTION	LAMP TYPE	BALLAST	VOLTAGE	OPTIONS
CS Straight-Sided Utility Channel	2 2' 4 4' 8 8'	1 One 2 Two	17 2', T8: 17 Watt 32 4', T8 ¹	E Electronic T8, Instant Start 4E 4-Lamp Electronic T8, Instant Start EP Electronic T8, Programmed Start 4EP 4-Lamp Electronic T8, Programmed Start	U 120V-277V 347 347V	EL Emergency Battery Pack EL141 Emergency Battery Pack, 1400 Lumens 1-Lamp T8
						ACCESSORIES (ORDER SEPARATELY)
						CSRA4 4' Asymmetric Reflector
						CSRU4 4' Symmetric Reflector 5% Uplight

¹ Capable of operating 32, 30, 28 or 25 Watt T8 only.



CH-1-L Striplights

3 SCHEDULED STOCK SHIPMENTS Regional Distribution Center Stock List

Part Number	Catalog Number	UPC Code	Description	CA 03	IL 06	PA 10	SC 07	Wt. each	# on Pallet	Price
841120007000000	CH1.5-115-L120	078531840228	1-1.5' T12, 1.5', 120V T12 LPF Ballast			●		3.0	156	
84122009F910000	CH2-117-EU	078531005047	1-2' T8, 2', 120-277V T8 Elec Ballast		●	●	●	3.0	156	
841220007000000	CH2-120-L120	078531840235	1-2' T12, 2', 120V T12 LPF Ballast		●	●	●	3.0	156	
84131009F910000	CH3-125-EU	078531005054	1-3' T8, 3', 120-277V T8 Elec Ballast			●		7.0	156	
84141009F910000	CH4-132-EU	078531005061	1-4' T8, 4', 120-277V T8 Elec Ballast	●	●	●	●	7.0	156	
841410003910000	CH4-140-L120	078531840259	1-4' T12, 4', 120V T12 LPF Ballast			●		5.0	156	
83241009F910000	CH8-132-EU	078531005078	2-4' T8, 8', 120-277V T8 Elec Ballast			●		17.0	96	
845034020000000	CHRA4	078531011970	4' Asymmetric Reflector (1-lmp only)			●		1.9	N/A	
980929240000000	CHWG4	078531002954	Wire Guard, 4' for CH Strip	●	●	●		10.0	N/A	



XEW - Enclosed/Gasketed High Bay



Regional Distribution Center Stock List

Part Number	Catalog Number	UPC Code	Description	CA 03	IL 06	PA 10	SC 07	Wt. each	# on Pallet	Price
XEW00021	XEW4-454-CA-W-4EPU	078531123598	4-4' T5, 4', 120-277V 4-L T5 Elec Program Start Ballast, Wide, Clear Acrylic Lens		●			25.0	21	
XEW00019	XEW4-454-CA-N-4EPU	078531123581	4-4' T5, 4', 120-277V 4-L T5 Elec Program Start Ballast, Narrow, Clear Acrylic Lens		●			25.0	21	
XEW00022	XEW4-654-CA-W-24EPU	078531123604	6-4' T5, 4', 120-277V 2 & 4-L T5 Elec Program Start Ballast, Wide, Clear Acrylic Lens		●			25.0	21	
XEW00023	XEW4-632-CA-W-3EHLU	078531123611	6-4' T8, 4', 120-277V (2) 3-L T8 HL Elec Ballast, Wide, Clear Acrylic Lens		●			25.0	21	
XEWFSBSS	XEWFSBSS	078531123659	Flexible Surface Mount Bracket, Pair		●			2.0		



XEM - Low Profile Enclosed/Gasketed Industrials



Regional Distribution Center Stock List

Part Number	Catalog Number	UPC Code	Description	CA 03	IL 06	PA 10	SC 07	Wt. each	# on Pallet	Price
93049168	XEM4-232-RA-EU	078531023720	Vapor Tight 2-4'T8, 4', 120-277V T8 Elec Ballast, Fiberglass Housing	●	●	●	●	14.0	55	
93049169	XEM8-232-RA-4EU	078531023737	Vapor Tight 4-4'T8, 8', 120-277V 4-L T8 Elec Ballast, Fiberglass Housing	●	●	●	●	29.0	45	
93049170	XEM8-296T8HO-RA-EPU	078531023744	Vapor Tight 2-8'T8HO, 8', 120-277V 4-L T8 Elec Program Start Ballast, Fiberglass Housing		●	●		29.0	45	




10-Day Quick Ship Ordering Guide

Order Limit Per Fixture Selection: 50

XEM		2				U	
MODEL	SIZE	NO. OF LAMPS IN CROSS SECTION	LAMP TYPE	BALLAST	VOLTAGE	OPTIONS	
XEM Low Profile Enclosed and Gasketed Fiberglass Industrial	4 4' 8 8'	2 Two	32 4; T8 ¹ 48T8HO 4; T8HO: 44 Watt 96T8 8; T8: 59 Watt 96T8HO 8; T8HO: 86 Watt	E Electronic T8, Instant Start 4E 4-Lamp Electronic T8, Instant Start EP Electronic, Programmed Start 4EP 4-Lamp Electronic, Programmed Start	U 120V-277V 347 347V (T8 only)	TP Tamper Proof Screws SSL Stainless Steel Latches	
			LENS TYPE	BALLAST FACTOR			
			RA Ribbed Acrylic (Standard)	Blank 0.88BF (Standard)			

¹ Capable of operating 32, 30, 28 or 25 Watt T8 only.

Accessories

 Regional Distribution Center Stock List											
Part Number	Catalog Number	UPC Code	Description	CA 03	IL 06	PA 10	SC 07	Wt. each	# on Pallet	Price	
FK14	FK14	078531000745	1 × 4 Flange Kit	•	•	•	•	5.0	N/A		
FK22	FK22	078531000752	2 × 2 Flange Kit	•	•	•	•	5.0	N/A		
FK24	FK24	078531038991	2 × 4 Flange Kit	•	•	•	•	5.0	N/A		
GLH5	GLH5	078531012700	5' Adjustable Cable Kit	•	•	•	•	0.3	N/A		
GLH10	GLH10	078531013127	10' Adjustable Cable Kit	•	•		•	0.4	N/A		
980000011000000	S18	078531000790	18" Stem and Canopy	•	•	•	•	8.0	N/A		
980000010000000	SS18	078531003456	18" Stem only	•	•	•	•	5.0	N/A		
TBC10K	TBC	078531017606	Tall Ballast Cover, For Field Installed Battery Packs			•		8.0	N/A		





PLK-Plank



10-Day Quick Ship Ordering Guide

Order Limit 1000' Linear Feet (See Alera Express Brochure for Limitations and Details.)

PLK					CM				U		MW	
MODEL PLK Plank	LAMP TYPE & PROFILE 1T5 1 T5 Lamp 2T5 2 T5 Lamps 3T5 3 T5 Lamps 1T5HO 1 T5HO Lamp 2T5HO 2 T5HO Lamps 3T5HO 3 T5HO Lamps 1T8 1 T8 Lamp 2T8 2 T8 Lamps 3T8 3 T8 Lamps	DISTRIBUTION COVER Blank 70% Up/30% Down 0/100 0% Up/100% Down ² 20/80 20% Up/80% Down ² 40/60 40% Up/60% Down ² 85/15 85% Up/15% Down ² CLC Center Lamp Cover A/V Mode ²	SUSPENSION LENGTH 48 48" 96 96"	SHIELDING WCB White Cross Baffle ¹ WCBS White Cross Baffle-High Efficiency Without Standard Overlay	VOLTAGE U 120V-277V	FINISH MW Matte White	BALLAST E Electronic, Instant Start (Std. for T8) EP Electronic, Programmed Start (Std. for T5 & T5HO, optional for T8) ELW Electronic T8, 0.77BF, Low Watt, Instant Start EPLW Electronic T8, 0.77BF, Low Watt, Programmed Start ED_ADVMK10 Electronic Dimming, Must Specify Voltage, Advance, Mark10 Powerline, 2T8 only ³ EDUADVMK7 Universal Voltage, Electronic Dimming, Advance Mark7(0-10v) 2T8 only	OPTIONS DC Dust Cover (T8 only), Not available with CLC ² LR Left/Right Switching (2-Lamp only) IBOB Inboard/Outboard Switching (3-Lamp only) EL One T8 Emergency Battery Pack ^{2,5} EL5 One T5(HO) Battery Pack ^{3,5} EL5H One High Lumen Emergency Battery Pack ^{3,5} F0841 With T8 4100K Lamp Installed F5841 With T5/T5HO 4100K Lamp Installed F0835 With T8 3500K Lamp Installed F5835 With T5/T5HO 3500K Lamp Installed EMC Emergency Circuit ⁴ NLC Night Light Circuit ⁴				
ROW LENGTH 4 4' Single 8 8' Single 12 12' Single — Indicate row length over 12' in 4' increments	HOUSING TYPE Blank Solid (Std.) PFST Perforated Strip	MOUNTING METHOD CM Adjustable Aircraft Cable Mount (Std.)	Specifications apply. Please see Alera Express Program Rules page. ¹ Includes .020 thick white overlay. ² Dust cover not available when using these optical distribution covers. Distribution varies with lamp and/or shielding. ³ Specify voltage. ⁴ EMC/NLC is installed in right-hand side of 8' unit. Consists of 1 lamp ballast and one power drop. EMC/NLC is not available for dimming on Alera Express. ⁵ See Alera Express Program Rules page for emergency battery pack information. General Note: Not all options are available in every possible configuration.									



CVL-Curv Louvered



10-Day Quick Ship Ordering Guide

Order Limit 1000' Linear Feet (See Alera Express Brochure for Limitations and Details.)

CVL					LD				U		MW	
MODEL CVL Cúrv Louvered	DISTRIBUTION Blank 60% Uplight, 40% Downlight 0/100 0% Uplight, 100% Downlight ¹ 20/80 20% Uplight, 80% Downlight ¹ 40/60 40% Uplight, 60% Downlight ¹ 85/15 85% Uplight, 15% Downlight ¹ CLC Center Lamp Cover A/V Mode ¹	SHIELDING LD Low Iridescent Semi-Specular Louver (Std.)	VOLTAGE U 120V-277V	FINISH MW Matte White	BALLAST E Electronic, Instant Start (Std. for T8) EP Electronic, Programmed Start (Std. for T5 & T5HO, optional for T8) ELW Electronic T8, 0.77BF, Low Watt, Instant Start EPLW Electronic T8, 0.77BF, Low Watt, Programmed Start ED_ADVMK10 Electronic Dimming, Must Specify Voltage, Advance, Mark10 Powerline, 2T8 only EDUADVMK7 Universal Voltage, Electronic Dimming, Advance Mark7(0-10v) 2T8 only	OPTIONS DC Dust Cover (T8 and T5 with standard distribution only) ¹ SCE Sculpted End Cap (5 3/16" each) LR Left/Right Switching (2-Lamp only) IBOB Inboard/Outboard Switching (3-Lamp only) EL One T8 Emergency Battery Pack ^{2,4} EL5 One T5(HO) Battery Pack ^{2,4} EL5H One High Lumen Emergency Battery Pack ^{2,4} F0841 With T8 4100K Lamp Installed F5841 With T5/T5HO 4100K Lamp Installed F0835 With T8 3500K Lamp Installed F5835 With T5/T5HO 3500K Lamp Installed EMC Emergency Circuit ³ NLC Night Light Circuit ³						
ROW LENGTH 4 4' Single 8 8' Single — Indicate row length over 8' in 4' increments	LAMP TYPE & PROFILE 1T5 1 T5 Lamp 2T5 2 T5 Lamps 3T5 3 T5 Lamps 1T5HO 1 T5HO Lamp 2T5HO 2 T5HO Lamps 3T5HO 3 T5HO Lamps 1T8 1 T8 Lamp 2T8 2 T8 Lamps 3T8 3 T8 Lamps	MOUNTING METHOD CM Adj. Aircraft Cable Mount	ADJUSTABLE CABLE LENGTH 48 48" 96 96"	Specifications apply. Please see Alera Express Program Rules page. ¹ Dust cover not available when using these optical distribution covers. Distribution varies with lamp and/or shielding. ² Specify voltage. ³ EMC/NLC is installed in right-hand side of 8' unit. Consists of 1 lamp ballast and one power drop. EMC/NLC is not available for dimming on Alera Express. ⁴ See Alera Express Program Rules page for emergency battery pack information. General Note: Not all options are available in every possible configuration.								

CVRL- Curv Radial Lens



10-Day Quick Ship Ordering Guide

Order Limit 1000' Linear Feet (See Alera Express Brochure for Limitations and Details.)

CVRL - [] - [] - [] - [] - [] - [] U - MW - []

MODEL	LAMP TYPE & PROFILE	DISTRIBUTION	MOUNTING METHOD	VOLTAGE	FINISH	OPTIONS
CVRL Cürv Radial Lens	1T5 1 T5 Lamp ¹ 2T5 2 T5 Lamps ¹ 3T5 3 T5 Lamps ¹ 1T5HO 1 T5HO Lamp ¹ 2T5HO 2 T5HO Lamps ¹ 3T5HO 3 T5HO Lamps ¹ 1T8 1 T8 Lamp 2T8 2 T8 Lamps 3T8 3 T8 Lamps	Blank 60% Up/ 40% Down 0/100 0% Up/ 100% Down ² 20/80 20% Up/ 80% Down ² 40/60 40% Up/ 60% Down ² 85/15 85% Up/ 15% Down ² CLC Center Lamp Cover AV Mode ²	CM48 48" Adjustable Aircraft Cable Mount CM96 96" Adjustable Aircraft Cable Mount	U 120V-277V	MW Matte White	DC Dust Cover (T8 and T5 with standard distribution only) ² SCE Sculpted End Cap (5 3/16" each) LR Left/Right Switching (2-Lamp only) IBOB Inboard/Outboard Switching (3-Lamp only) EL One T8 Emergency Battery Pack ^{3,5} EL5 One T5(HO) Battery Pack ^{3,5} EL5H One High Lumen Emergency Battery Pack ^{3,5} F0841 With T8 4100K Lamp Installed F5841 With T5/T5HO 4100K Lamp Installed F0835 With T8 3500K Lamp Installed F5835 With T5/T5HO 3500K Lamp Installed EMC Emergency Circuit ⁴ NLC Night Light Circuit ⁴
ROW LENGTH 4 4' Single 8 8' Single Indicate row length over 8' in 4' increments				BALLAST		
				E Electronic, Instant Start (Std. for T8) EP Electronic, Programmed Start (Std. for T5 & T5HO, optional for T8) ELW Electronic T8, 0.77BF, Low Watt, Instant Start EPLW Electronic T8, 0.77BF, Low Watt, Programmed Start ED_ADV MK10 Electronic Dimming, Must Specify Voltage, Advance, Mark10 Powerline, 2T8 only EDUADV MK7 Universal Voltage, Electronic Dimming, Advance Mark7(0-10v) 2T8 only		

Specifications apply. Please see Alera Express Program Rules page.

¹ T5(HO) at risk for socket shadow in downlight component.

² Dust cover not available when using these optical distribution covers. Distribution varies with lamp and/or shielding.

³ Specify voltage.

⁴ EMC/NLC is installed in right-hand side of 8' unit. Consists of 1 lamp ballast and one power drop. EMC/NLC is not available for dimming on Alera Express.

⁵ See Alera Express Program Rules page for emergency battery pack information.



CVRB- Curv Radial Baffle



10-Day Quick Ship Ordering Guide

Order Limit 1000' Linear Feet (See Alera Express Brochure for Limitations and Details.)

[] - [] - [] - [] - [] - [] U - MW - []

MODEL	LAMP TYPE & PROFILE	DISTRIBUTION	MOUNTING METHOD	VOLTAGE	FINISH	OPTIONS
CVRB Cürv Radial Baffle CVRPB Cürv Radial Perf Baffle	1T5 1 T5 Lamps 2T5 2 T5 Lamps 3T5 3 T5 Lamps 1T5HO 1 T5HO Lamp 2T5HO 2 T5HO Lamps 3T5HO 3 T5HO Lamps 1T8 1 T8 Lamp 2T8 2 T8 Lamps 3T8 3 T8 Lamps	Blank 60% Up/ 40% Down 0/100 0% Up/ 100% Down ¹ 20/80 20% Up/ 80% Down ¹ 40/60 40% Up/ 60% Down ¹ 85/15 85% Up/ 15% Down ¹ CLC Center Lamp Cover AV Mode ¹	CM48 48" Adjustable Aircraft Cable Mount CM96 96" Adjustable Aircraft Cable Mount	U 120V-277V	MW Matte White	DC Dust Cover (T8 and T5 with standard distribution). Not available with CLC ¹ SCE Sculpted End Cap (5 3/16" each) LR Left/Right Switching (2-Lamp only) IBOB Inboard/Outboard Switching (3-Lamp only) EL One T8 Emergency Battery Pack ^{2,4} EL5 One T5(HO) Battery Pack ^{2,4} EL5H One High Lumen Emergency Battery Pack ^{2,4} F0841 With T8 4100K Lamp Installed F5841 With T5/T5HO 4100K Lamp Installed F0835 With T8 3500K Lamp Installed F5835 With T5/T5HO 3500K Lamp Installed EMC Emergency Circuit ³ NLC Night Light Circuit ³
ROW LENGTH 4 4' Single 8 8' Single Indicate row length over 8' in 4' increments				BALLAST		
				E Electronic, Instant Start (Std. for T8) EP Electronic, Programmed Start (Std. for T5 & T5HO, optional for T8) ELW Electronic T8, 0.77BF, Low Watt, Instant Start EPLW Electronic T8, 0.77BF, Low Watt, Programmed Start ED_ADV MK10 Electronic Dimming, Must Specify Voltage, Advance, Mark10 Powerline, 2T8 only EDUADV MK7 Universal Voltage, Electronic Dimming, Advance Mark7(0-10v) 2T8 only		

Specifications apply. Please see Alera Express Program Rules page.

¹ Dust cover not available when using these optical distribution covers. Distribution varies with lamp and/or shielding.

² Specify voltage.

³ EMC/NLC is installed in right-hand side of 8' unit. Consists of 1 lamp ballast and one power drop. EMC/NLC is not available for dimming on Alera Express.

⁴ See Alera Express Program Rules page for emergency battery pack information.



CV- Curv

QS 10 10-Day Quick Ship Ordering Guide
 Order Limit 1000' Linear Feet (See Alera Express Brochure for Limitations and Details.)

CV							U	MW	
MODEL		HOUSING TYPE		ADJUSTABLE CABLE LENGTH (CM)		VOLTAGE		FINISH	OPTIONS
CV Cúrv		PERF Perforated (1T8 not recommended on suspended unit) S Solid		48 48" 96 96"		U 120V-277V		MW Matte White	DC Dust Cover (T8 and T5 with standard distribution only) SCE Sculpted End Cap (5 3/16" each) LR Left/Right Switching (2-Lamp only) IBOB Inboard/Outboard Switching (3-Lamp only) EL One T8 Emergency Battery Pack ^{1,3} EL5 One T5(HO) Battery Pack ^{1,3} EL5H One High Lumen Emergency Battery Pack ^{1,3} FO841 With T8 4100K Lamp Installed F5841 With T5/T5HO 4100K Lamp Installed FO835 With T8 3500K Lamp Installed F5835 With T5/T5HO 3500K Lamp Installed EMC Emergency Circuit ² NLC Night Light Circuit ²
ROW LENGTH	LAMP TYPE & PROFILE	MOUNTING METHOD		BALLAST					
4 4' Single 8 8' Single 12 12' Single — Indicate row length over 12' in 4' increments Note: Rows over 12' will be configured by Alera. Example: 16' will be (2) 8'. Alternate configurations: contact factory.	1T5 1 T5 Lamp 2T5 2 T5 Lamps 3T5 3 T5 Lamps (N/A WM) 1T5HO 1 T5HO Lamp 2T5HO 2 T5HO Lamps 3T5HO 3 T5HO Lamps (N/A WM) 1T8 1 T8 Lamp (Solid only) 2T8 2 T8 Lamps 3T8 3 T8 Lamps (N/A WM) 4T8 4 T8 Lamps (N/A WM)	CM Adjustable Aircraft Cable Mount WM Wall Mount		E Electronic, Instant Start (Std. for T8) EP Electronic, Programmed Start (Std. for T5 & T5HO, optional for T8) ELW Electronic T8, 0.77BF, Low Watt, Instant Start EPLW Electronic T8, 0.77BF, Low Watt, Programmed Start ED_ADVMK10 Electronic Dimming, Must Specify Voltage, Advance, Mark10 Powerline, 2T8 only EDUADVMK7 Universal Voltage, Electronic Dimming, Advance Mark7(0-10v) 2T8 only					
General Note: Not all options are available in every possible configuration. Specifications apply. Please see Alera Express Program Rules page. ¹ Specify voltage. ² EMC/NLC is installed in right-hand side of 8' unit. Consists of 1 lamp ballast and one power drop. EMC/NLC is not available for dimming on Alera Express. ³ See Alera Express Program Rules page for emergency battery pack information.									



CVSL- curVista

QS 10 10-Day Quick Ship Ordering Guide
 Order Limit 1000' Linear Feet (See Alera Express Brochure for Limitations and Details.)

							U	MW	
MODEL	DISTRIBUTION	ADJUSTABLE CABLE LENGTH (CM)	OVERLAY	VOLTAGE	FINISH	OPTIONS			
CVSL curVista Solid Baffle CVPL curVista Perf Baffle	Blank 70% Uplight, 30% Downlight 50/50 50% Uplight, 50% Downlight ¹ 40/60 40% Uplight, 60% Downlight ¹ (Will vary with lamp and shielding options)	48 48" 96 96"	Blank None (Std.) OLAY Acrylic Lens Overlay ¹ (Above baffles; for dust cover see Options)	U 120V-277V	MW Matte White	DC Dust Cover (T8 and T5 with standard distribution only) ¹ SCE Sculpted End Cap (5 3/16" each) LR Left/Right Switching (2-Lamp only) IBOB Inboard/Outboard Switching (3-Lamp only) EL One T8 Emergency Battery Pack ^{2,4} EL5 One T5(HO) Battery Pack ^{2,4} EL5H One High Lumen Emergency Battery Pack ^{2,4} FO841 With T8 4100K Lamp Installed F5841 With T5/T5HO 4100K Lamp Installed FO835 With T8 3500K Lamp Installed F5835 With T5/T5HO 3500K Lamp Installed EMC Emergency Circuit ³ NLC Night Light Circuit ³	BALLAST		
ROW LENGTH	LAMP TYPE & PROFILE	MOUNTING METHOD		ED_ADVMK10 Electronic Dimming, Must Specify Voltage, Advance, Mark10 Powerline, 2T8 only EDUADVMK7 Universal Voltage, Electronic Dimming, Advance Mark7(0-10v) 2T8 only					
4 4' Single 8 8' Single — Indicate row length over 8' in 4' increments Note: Rows over 8' will be configured by Alera. Example: 16' will be (2) 8'. Alternate configurations: contact factory.	1T5 1 T5 Lamps (WM only) 2T5 2 T5 Lamps 3T5 3 T5 Lamps (N/A WM) 4T5 4 T5 Lamps (N/A WM) 1T5HO 1 T5HO Lamp (WM only) 2T5HO 2 T5HO Lamps 3T5HO 3 T5HO Lamps (N/A WM) 4T5HO 4 T5HO Lamps (N/A WM) 1T8 1 T8 Lamp (WM only) 2T8 2 T8 Lamps 3T8 3 T8 Lamps (N/A WM) 4T8 4 T8 Lamps (N/A WM)	CM Adjustable Aircraft Cable Mount (Std.) WM Wall Mount							
General Note: Not all options are available in every possible configuration. Specifications apply. Please see Alera Express Program Rules page. ¹ Dust cover not available when using these optical distribution covers. Distribution varies with lamp and/or shielding. ² Specify voltage. ³ EMC/NLC is installed in right-hand side of 8' unit. Consists of 1 lamp ballast and one power drop. EMC/NLC is not available for dimming on Alera Express. ⁴ See Alera Express Program Rules page for emergency battery pack information.									



PAL- Paleta



10-Day Quick Ship Ordering Guide

Order Limit 1000' Linear Feet (See Alera Express Brochure for Limitations and Details.)

PAL						U	MW		
MODEL PAL Paleta	LAMP TYPE & PROFILE 1T5 1 T5 Lamp (WM only) ¹ 2T5 2 T5 Lamps ¹ 3T5 3 T5 Lamps (N/A WM) ¹ 4T5 4 T5 Lamps (N/A WM) ¹ 1T5HO 1 T5HO Lamp (WM only) ¹ 2T5HO 2 T5HO Lamps ¹ 3T5HO 3 T5HO Lamps (N/A WM) ¹ 4T5HO 4 T5HO Lamps (N/A WM) ¹ 1T8 1 T8 Lamp (WM only) 2T8 2 T8 Lamps 3T8 3 T8 Lamps (N/A WM) 4T8 4 T8 Lamps (N/A WM)	MOUNTING METHOD CM Adj. Aircraft Cable Mount	ADJUSTABLE CABLE LENGTH (CM) 48 48" 96 96"	VOLTAGE U 120V-277V	FINISH MW Matte White	OPTIONS DC Dust Cover (T8 and T5 with standard distribution only) ¹ LR Left/Right Switching (2-Lamp only) IBOB Inboard/Outboard Switching (3-Lamp only) EL One T8 Emergency Battery Pack ^{2,4} EL5 One T5(HO) Battery Pack ^{2,4} EL5H One High Lumen Emergency Battery Pack ^{2,4} F0841 With T8 4100K Lamp Installed F5841 With T5/T5HO 4100K Lamp Installed F0835 With T8 3500K Lamp Installed F5835 With T5/T5HO 3500K Lamp Installed EMC Emergency Circuit ³ NLC Night Light Circuit ³			
ROW LENGTH 4 4' Single 8 8' Single — Indicate row length over 8' in 4' increments		DISTRIBUTION Blank 70% Uplight, 30% Downlight 50/50 50% Uplight, 50% Downlight ¹ 20/80 20% Uplight, 80% Downlight ¹ 5/95 5% Uplight, 95% Downlight ¹		BALLAST E Electronic, Instant Start (Std. for T8) EP Electronic, Programmed Start (Std. for T5 & T5HO, optional for T8) ELW Electronic T8, 0.77BF, Low Watt, Instant Start EPLW Electronic T8, 0.77BF, Low Watt, Programmed Start ED_ADV MK10 Electronic Dimming, Must Specify Voltage, Advance, Mark10 Powerline, 2T8 only EDUADV MK7 Universal Voltage, Electronic Dimming, Advance Mark7(0-10v) 2T8 only ⁵					
Note: Rows over 8' will be configured by Alera. Example: 16' will be (2) 8'. Alternate configurations: contact factory.		General Note: Not all options are available in every possible configuration. Specifications apply. Please see Alera Express Program Rules page. ¹ Dust cover not available when using these optical distribution covers. Distribution varies with lamp and/or shielding. ² Specify voltage. ³ EMC/NLC is installed in right-hand side of 8' unit. Consists of 1 lamp ballast and one power drop. EMC/NLC is not available for dimming on Alera Express. ⁴ See Alera Express Program Rules page for emergency battery pack information.							




SLS- Solaris



10-Day Quick Ship Ordering Guide

Order Limit 1000' Linear Feet (See Alera Express Brochure for Limitations and Details.)

SLS			CM		LD		U	MW	
MODEL SLS Solaris	LAMP TYPE & PROFILE 1T5 1 T5 Lamp 2T5 2 T5 Lamps 3T5 3 T5 Lamps 1T5HO 1 T5HO Lamp 2T5HO 2 T5HO Lamps 3T5HO 3 T5HO Lamps 1T8 1 T8 Lamp 2T8 2 T8 Lamps 3T8 3 T8 Lamps	MOUNTING METHOD CM Adjustable Aircraft Cable Mount	SHIELDING LD Low Iridescent Semi-Specular Louver	VOLTAGE U 120V-277V	FINISH MW Matte White	OPTIONS DC Dust Cover (T8 and T5 with standard distribution only) ¹ LR Left/Right Switching (2-Lamp only) IBOB Inboard/Outboard Switching (3-Lamp only) EL One T8 Emergency Battery Pack ^{2,4} EL5 One T5(HO) Battery Pack ^{2,4} EL5H One High Lumen Emergency Battery Pack ^{2,4} F0841 With T8 4100K Lamp Installed F5841 With T5/T5HO 4100K Lamp Installed F0835 With T8 3500K Lamp Installed F5835 With T5/T5HO 3500K Lamp Installed EMC Emergency Circuit ³ NLC Night Light Circuit ³			
ROW LENGTH 4 4' Single 8 8' Single 12 12' Single — Indicate row length over 12' in 4' increments	DISTRIBUTION Blank 60% Uplight, 40% Downlight 0/100 0% Uplight, 100% Downlight ¹ 20/80 20% Uplight, 80% Downlight ¹ 40/60 40% Uplight, 60% Downlight ¹ 85/15 85% Uplight, 15% Downlight ¹ CLC Center Lamp Cover for A/V Mode ¹	ADJUSTABLE CABLE LENGTH 48 48" 96 96"	BALLAST E Electronic, Instant Start (Std. for T8) EP Electronic, Programmed Start (Std. for T5 & T5HO, optional for T8) ELW Electronic T8, 0.77BF, Low Watt, Instant Start EPLW Electronic T8, 0.77BF, Low Watt, Programmed Start ED_ADV MK10 Electronic Dimming, Must Specify Voltage, Advance, Mark10 Powerline, 2T8 only EDUADV MK7 Universal Voltage, Electronic Dimming, Advance Mark7(0-10v) 2T8 only						
Note: Rows over 12' will be configured by Alera. Example: 16' will be (2) 8'. Alternate configurations: contact factory.		General Note: Not all options are available in every possible configuration. Specifications apply. Please see Alera Express Program Rules page. ¹ Dust cover not available when using these optical distribution covers. Distribution varies with lamp and/or shielding. ² Specify voltage. ³ EMC/NLC is installed in right-hand side of 8' unit. Consists of 1 lamp ballast and one power drop. EMC/NLC is not available for dimming on Alera Express. ⁴ See Alera Express Program Rules page for emergency battery pack information.							



ALS-Allegro



10-Day Quick Ship Ordering Guide

Order Limit 1000' Linear Feet (See Alera Express Brochure for Limitations and Details.)

ALS				CM		LD		U		MW	
MODEL	ALS Allegro	LAMP TYPE & PROFILE	1T5 1 T5 Lamp 2T5 2 T5 Lamps 3T5 3 T5 Lamps 1T5HO 1 T5HO Lamp 2T5HO 2 T5HO Lamps 3T5HO 3 T5HO Lamps 1T8 1 T8 Lamp 2T8 2 T8 Lamps 3T8 3 T8 Lamps	MOUNTING METHOD	CM Adjustable Aircraft Cable Mount	SHIELDING	LD Low Iridescent Semi-Specular Louver	VOLTAGE	U 120V-277V	OPTIONS	DC Dust Cover (T8 and T5 with standard distribution only) ¹ LR Left/Right Switching (2-Lamp only) IBOB Inboard/Outboard Switching (3-Lamp only) EL One T8 Emergency Battery Pack ^{2,4} ELS One T5(HO) Battery Pack ^{2,4} EL5H One High Lumen Emergency Battery Pack ^{2,4} FO841 With T8 4100K Lamp Installed F5841 With T5/T5HO 4100K Lamp Installed FO835 With T8 3500K Lamp Installed F5835 With T5/T5HO 3500K Lamp Installed EMC Emergency Circuit ³ NLC Night Light Circuit ³
ADJUSTABLE CABLE LENGTH	48 48" 96 96"	FINISH	MW Matte White	BALLAST		ROW LENGTH	4 4' Single 8 8' Single 12 12' Single — Indicate row length over 12' in 4' increments Note: Rows over 12' will be configured by Alera. Example: 16' will be (2) 8'. Alternate configurations: contact factory.	DISTRIBUTION	Blank 60% Uplight, 40% Downlight 0/100 0% Uplight, 100% Downlight ¹ 20/80 20% Uplight, 80% Downlight ¹ 40/60 40% Uplight, 60% Downlight ¹ 85/15 85% Uplight, 15% Downlight ¹ CLC Center Lamp Cover for A/V Mode ¹	E Electronic, Instant Start (Std. for T8) EP Electronic, Programmed Start (Std. for T5 & T5HO, optional for T8) ELW Electronic T8, 0.77BF, Low Watt, Instant Start EPLW Electronic T8, 0.77BF, Low Watt, Programmed Start ED_ADV MK10 Electronic Dimming, Must Specify Voltage, Advance, Mark10 Powerline, 2T8 only EDUADV MK7 Universal Voltage, Electronic Dimming, Advance Mark7(0-10v) 2T8 only	
General Note: Not all options are available in every possible configuration. Specifications apply. Please see Alera Express Program Rules page. ¹ Dust cover not available when using these optical distribution covers. Distribution varies with lamp and/or shielding. ² Specify voltage. ³ EMC/NLC is installed in right-hand side of 8' unit. Consists of 1 lamp ballast and one power drop. EMC/NLC is not available for dimming on Alera Express. ⁴ See Alera Express Program Rules page for emergency battery pack information.											

ALERA EXPRESS PROGRAM RULES

ORDERING WITHIN THE ALERA EXPRESS PROGRAM

- Mark order as "ALERA EXPRESS".
- Specify "SINGLES" or "ROW" on order.
- Only products listed on Alera Express qualify for 10-day shipment.
- Product will ship within 10 working days of receipt of complete order, after credit approval. This will be standard procedure if the product meets the requirements listed.
- Order will be entered and, if requested, released in parallel with a 24-hour "Record" Job Drawing. Some Express configurations are also available using the Architectus drawing program; these drawings can be created online in 3 minutes or less. If "Approval" Job Drawings are required these must be submitted and approved prior to entering an order on the Alera Express 10-day ship program.
- All Alera Express products are provided with Matte White finish on housings and end caps.
- Universal voltage (120V-277V) generic ballasts are provided as part of the Alera Express program, however, a voltage must be designated (120V or 277V) when the EL option is specified. Alera Lighting reserves the right to use, at its discretion, either a universal voltage ballast wired to the dedicated EL voltage or to select a generic dedicated voltage ballast for single or row products including one or more -EL.
- For NYC and other special considerations, please contact the factory.
- Orders submitted to Alera Lighting Customer Service by 3:30 p.m. EST will be entered the same business day. Order Entry will contact the local Alera representative with any questions or clarifications required to process the order.
- Orders exceeding 1,000', please contact factory.
- Lamps can be ordered to ship installed. See Options for each product family.

END CAPS AND HANGERS

- Standard end caps are flat matte white and are offered on all Alera Express products.
- Optional Sculpted End Caps in matte white are available for CV, CV WM, CVL, CVSL, CVPL, CVPL WM, CVRL, CVRB and CVSL WM. To order optional SCE end caps for the above products, add suffix "- SCE" to the end of the unit or row catalog number.
- Adjustable Cable Mount 48" or 96" aircraft cables are available as an option to Alera Express. Select the appropriate catalog number from the product listing to purchase this option.

SWITCHING , CIRCUITS , BATTERY PACKS AND EMC/NLC

The factory will determine the number of wires and circuits required to configure each row and will include this information on the project drawings. Simply tell us what your needs are as follows:

- No switching of the lamps: No suffix required.
- Inboard/Outboard (three lamps in cross section with switching): IBOB.
- Left/Right (two lamps in cross section with switching): LR.
- To designate one low profile generic factory installed battery pack add the suffix "-EL"; provides (1) 8' housing with (1) EL.
- To designate two low profile generic factory installed battery pack add the suffix "-2EL"; provides (2) 8' housings, each with (1) EL.
- To designate a battery pack for a 4ft single unit, add the suffix SGL-EL. Example: CVL-4-2T8-CM48-LD-E120-MW-SGL-EL
 - Not available in 12' housing lengths. Not available in 4' housing length that is part of a row. Battery pack is available for a 4' single mounted fixture. For projects with multiple battery packs, each pack will be installed in a separate 8' housing.
 - Each emergency battery pack will operate one lamp in cross section for up to 90 minutes. (EL) indicated up to 450 lumens for T8; (EL5) indicated up to 700 lumens for T5(HO); (EL5H) indicated up to 1250 lumens for T8, T5(HO).
- One lamp battery pack is installed on the right hand side of an 8' fixture for linear rows. For multiple battery packs per row, indicate quantity prior to designation. Example: 2EL provides (2) 8' units each with (1) battery pack. One lamp battery pack can be installed on a single mounted 4' fixture for 1,2,3T8 or 1,2 T5(HO). Select (EL) for T8 up to 450 lumens. Select (EL5) for T5(HO) up to 700 lumens. Select (EL5H) for T8 and T5(HO) for up to 1250 lumens. Emergency battery packs are not available on Alera Express for 12' single fixtures.
- Specific 120V or 277V is required for single or row products which include the -EL option. Primary ballasts supplied may be either universal voltage wired to specified voltage or a dedicated voltage. See Ordering section above. Voltage must be provided when ordered.
- For other generic battery pack requirements contact factory.
- EMC and NLC are installed on the right hand side of an 8ft fixture.
- For full Alera Lighting terms & conditions, please visit www.aleralighting.com.

** One battery pack is installed on the right hand side of an 8' fixture for linear rows. Alera Express does not include battery pack installation on a 12' fixture. Contact factory for further clarification. For projects with multiple battery packs, each battery pack is installed on a separate 8' housing. For rows where more than one EL is desired, add qty. prior to designation. Example: 2EL provides (2) 8' units each with (1) battery pack. Single circuit 4' fixtures requiring one emergency battery pack can be installed for the following lamp type profile: 1,2,3 T8 or 1,2 T5(HO). Note: the 4' fixture must be a single mount and cannot be included in a row. Each emergency battery pack will operate one lamp in cross section for up to 90 minutes. (EL) indicated up to 450 lumens for T8; (EL5) indicated up to 700 lumens for T5(HO); (EL5H) indicated up to 1250 lumens for T8, T5(HO).

2" LED Downlight

3S SCHEDULED STOCK SHIPMENTS Regional Distribution Center Stock List

Part Number	Catalog Number	UPC Code	Description	CA 03	IL 06	PA 10	SC 07	Wt. each	# on Carton	Price
BG1437200	D2FRM	785235429987	Optional Mounting Frame for D2LED	●				3.5	2	
BG1437300	D2ICAT	785235429993	Optional IC Rated Air Tight housing for D2LED	●				7.5	1	

QS 5 5-Day Quick Ship Ordering Guide Order Limit Per Fixture Selection: 20 Pieces or Less

D2LED		2D9LED	9L	30K	8	MD25			
J-TUBE ASSEMBLY	VOLTAGE	LIGHT ENGINE	OUTPUT	LED COLOR	CRI	BEAM ANGLE	REFLECTOR FINISH	REFLECTOR COLORS	
D2LED 2" J-Tube Assembly with 0-10 Dimming standard	Blank 120V 277 277V	2D9LED 2" Open Reflector/Light Engine Assembly	9L 900 Lumens 12L 1200 Lumens	30K 3000 Kelvin 35K 3500 Kelvin	8 Nominal 80+ CRI	WFL45 Spun Aluminum reflector with a 45° wide flood distribution MD25 Spun Aluminum reflector with a 25° medium distribution FL35 Spun Aluminum reflector with a 35° flood distribution WW Wall Wash	Blank Specular	Blank Clear Alzak	

*Reflector finishes other than clear specular are not QS items.

QS 10 10-Day Quick Ship Ordering Guide Order Limit Per Fixture Selection: 50 Pieces or Less

D2LED		2D9LED	9L	30K	8	MD25			WT
J-TUBE ASSEMBLY	VOLTAGE	LIGHT ENGINE	OUTPUT	LED COLOR	CRI	BEAM ANGLE	REFLECTOR FINISH	REFLECTOR COLORS	REFLECTOR OPTIONS
D2LED 2" J-Tube Assembly with 0-10 Dimming standard A2LED 2" J-Tube Assembly with 0-10 Dimming standard	Blank 120V 277 277V	2D9LED 2" Open Reflector/Light Engine Assembly	9L 900 Lumens 12L 1200 Lumens	30K 3000 Kelvin 35K 3500 Kelvin	8 Nominal 80+ CRI	WFL45 Spun Aluminum reflector with a 45° wide flood distribution MD25 Spun Aluminum reflector with a 25° medium distribution FL35 Spun Aluminum reflector with a 35° flood distribution WW Wall Wash	Blank Specular	Blank Clear Alzak	WT White trim

*Reflector finishes other than clear specular are not QS items.




4" Vertical CFL Open Downlights

Part Number	Catalog Number	UPC Code	Description	CA 03	IL 06	PA 10	SC 07	Wt. each	# on Carton	Price
BG948000	D432EB	785235046992	4", (1) 26 or 32W triple tube 4-pin, multi-volt electronic ballast (32W Lutron only)				●	6.5	2	

4" Vertical CFL Reflector

35 SCHEDULED STOCK SHIPMENTS Regional Distribution Center Stock List

Part Number	Catalog Number	UPC Code	Description	CA 03	IL 06	PA 10	SC 07	Wt. each	# on Carton	Price
BG949600	4D5	785235047005	4" Alzak Reflector				●	0.86	1	




6" & 8" Triple Tube Horizontal Housings, multi-volt electronic ballasts

Part Number	Catalog Number	UPC Code	Description	CA 03	IL 06	PA 10	SC 07	Wt. each	# on Carton	Price
BE827500	CFT632HEB	785235221078	6" (1) 26/32/42W	●	●	●	●	6.6	1	
BE827700	CFT832HEB	785235221092	8" (1) 26/32/42W	●	●		●	6.6	1	
BG117700	CFTD832HEB	785235112840	8" (2) 26/32/42W	●			●	7.0	1	

6" & 8" Triple Tube Horizontal Reflectors

Part Number	Catalog Number	UPC Code	Description	CA 03	IL 06	PA 10	SC 07	Wt. each	# on Carton	Price
BG1227900	STF602H	785235046947	6" Self trim clear Alzak	●	●	●	●	0.7	1	
BG1239800	STF602HWT	785235047036	6" White trim clear Alzak	●			●	0.7	1	
BE831600	STF602HWW	785235113274	6" Self trim clear Alzak wall washer	●			●	0.8	1	
BG1228000	STF802H	785235046954	8" Self trim clear Alzak	●			●	1.0	2	
BG1240000	STF802HSS	785235047050	8" Self trim Semi-Specular Alzak	●				1.0	2	
BG1228100	STFD802H	785235046961	8" Self trim clear Alzak, two lamp	●			●	1.46	2	




6" & 8" Quad Tube Horizontal Housings, Multi-volt Electronic Ballasts

Part Number	Catalog Number	UPC Code	Description	CA 03	IL 06	PA 10	SC 07	Wt. each	# on Carton	Price
BE602600	CFR626EB	785235220866	6" (2) 26W Quad	●	●	●	●	6.5	2	
BG280900	CFR6126EB	785235429122	6" (2) 26W Quad	●				7.0	2	
BE864500	CFR826UEB	785235900102	8" (2) 26W Quad	●			●	6.6	1	

6" & 8" Horizontal Quad Tube Reflectors

Part Number	Catalog Number	UPC Code	Description	CA 03	IL 06	PA 10	SC 07	Wt. each	# on Carton	Price
BG1227500	ST372A	785235046916	6" Self trim clear Alzak	●	●	●	●	0.5	2	
BG1227700	ST492A	785235046930	8" Self trim clear Alzak	●			●	0.8	2	



6" & 8" Vertical Triple Tube Housings with Multivolt HPF electronic ballast

35 SCHEDULED STOCK SHIPMENTS **Regional Distribution Center Stock List**

Part Number	Catalog Number	UPC Code	Description	CA 03	IL 06	PA 10	SC 07	Wt. each	# on Carton	Price
BG123600	CFT632EB	785235051071	6" (1) 26/32/42W	•	•	•	•	5.3	2	
BG124000	CFT832EB	785235221047	8" (1) 26/32/42W	•			•	5.0	2	

6" & 8" Vertical Quad & Triple Tube Reflectors

Part Number	Catalog Number	UPC Code	Description	CA 03	IL 06	PA 10	SC 07	Wt. each	# on Carton	Price
BE681800	STF602	785235101363	6" Self trim clear Alzak	•	•	•	•	0.9	1	
BE681900	STF602WT	785235113724	6" White trim clear Alzak	•			•	0.9	1	
BE680800	STF802	785235101370	8" Self trim clear Alzak	•			•	0.9	2	

All Non-Stocked Architektur Standard, DM & EM Only 4", 6", 8" & 9" Horizontal and Vertical CFL Housings & Clear Spec Trims are Quick Ship. Excludes Cross Baffle

QS 10 **10-Day Quick Ship Ordering Guide**
Order Limit Per Fixture Selection: 50 Pieces or Less



Retrofitter LiteFrame Commercial LED Housing



Regional Distribution Center Stock List

Part Number	Catalog Number	UPC Code	Description	CA 03	IL 06	PA 10	SC 07	Wt. each	# on Carton	Price
BG1482900	RLC6LED120	785235429948	6" Commercial retrofit LED housing, 120V	●				4.66	1	
BG1483000	RLC6LED120 DM	785235429962	6" Commercial retrofit LED housing, 120V w/0-10V dimming to 10%	●				4.66	1	
BG1483100	RLC6LED277	785235429955	6" Commercial retrofit LED housing, 277V	●				4.66	1	
BG1483200	RLC6LED277 DM	785235429979	6" Commercial retrofit LED housing, 277V w/0-10V dimming to 10%	●				4.66	1	



10-Day Quick Ship Ordering Guide
Order Limit Per Fixture Selection: 50 Pieces or Less

All Non Stocked Retrofitter LiteFrame Commercial Housings are Quick Ship.



Retrofitter LiteFrame LED Housing

Part Number	Catalog Number	UPC Code	Description	CA 03	IL 06	PA 10	SC 07	Wt. each	# on Carton	Price
BG1501800	RLF6LEDG4	785235430180	6" High Efficacy LED Retrofit Housing with 0-10V dimming to 10%	●				5	1	
BG1501900	RLF8LEDG4	785235430197	8" High Efficacy LED Retrofit Housing with 0-10V dimming to 10%	●	●			5	1	



10-Day Quick Ship Ordering Guide
Order Limit Per Fixture Selection: 50 Pieces or Less

All Non Stocked Retrofitter LiteFrame LED Housings are Quick Ship. Except HDM & 2DM



LiteFrame Commercial LED Housing

Part Number	Catalog Number	UPC Code	Description	CA 03	IL 06	PA 10	SC 07	Wt. each	# on Carton	Price
BG1468700	LC6LED120	785235429269	6" Commercial LED housing, 120V	●	●		●	5.58	2	
BG1468800	LC6LED120DM	785235429276	6" Commercial LED housing, 120V 0-10% dimming	●	●		●	5.58	2	
BG1521600	LC6LED120DMEM	785235430876	6" Commercial LED housing, 120V 0-10% dimming	●				11.125	1	
BG1471800	LC6LED277	785235429283	6" Commercial LED housing, 277V	●	●		●	5.58	2	
BG1471900	LC6LED277DM	785235429290	6" Commercial LED housing, 277V 0-10% dimming	●	●		●	5.58	2	
BG1521700	LC6LED277DMEM	785235430883	6" Commercial LED housing, 120V 0-10% dimming	●				11.125	1	
BG1525000	LC6LED8120	785235430968	6" Commercial 120V LED housing for the LED8 & LED9	●			●	6	2	
BG1525100	LC6LED8277	785235430975	6" Commercial 277V LED housing for the LED8 & LED9	●			●	6	2	




LiteFrame Commercial LED Trims

35 SCHEDULED STOCK SHIPMENTS Regional Distribution Center Stock List

Part Number	Catalog Number	UPC Code	Description	CA 03	IL 06	PA 10	SC 07	Wt. each	# on Carton	Price
BG1468400	6LCLED535K8	785235429238	6" Commercial LED Light Engine Assembly, 1000 lumens, 3500 Kelvin, 80 CRI	●	●			1.72	1	
BG1497301	6LCLED535K8WT	785235430005	6" Commercial LED Light Engine Assembly, 1000 lumens, 3500 Kelvin, 80 CRI with white trim	●				1.72	1	
BG1468500	6LCLED635K8	785235429245	6" Commercial LED Light Engine Assembly, 1400 lumens, 3500 Kelvin, 80 CRI	●	●			1.72	1	
BG1497401	6LCLED635K8WT	785235430012	6" Commercial LED Light Engine Assembly, 1400 lumens, 3500 Kelvin, 80 CRI with white trim	●				1.72	1	
BG1497601	6LCLED635K8WHWT	785235430036	6" Commercial LED Light Engine Assembly, 1400 lumens, 3500 Kelvin, 80 CRI with white reflector	●				1.72	1	
BG1468600	6LCLED735K8	785235429252	6" Commercial LED Light Engine Assembly, 1600 lumens, 3500 Kelvin, 80 CRI	●	●			1.72	1	
BG1497501	6LCLED735K8WT	785235430029	6" Commercial LED Light Engine Assembly, 1600 lumens, 3500 Kelvin, 80 CRI with white trim	●	●			1.72	1	
BG1525900	6LCLED835K8	785235430982	6" Commercial LED Light Engine Assembly, 2400 lumens, 35 Kelvin, 80 CRI	●				3.77	1	
BG1526000	6LCLED935K8	785235409999	6" Commercial LED Light Engine Assembly, 3000 Lumens, 35 Kelvin, 80 CRI	●				3.77	1	

QS5 5-Day Quick Ship Ordering Guide
Order Limit Per Fixture Selection: 20 Pieces or Less

LC6LED	120	6LCLED	7	30K	8	WH	WT
HOUSING	VOLTAGE	TRIM	OUTPUT	KELVIN	CRI	REFLECTOR COLOR	REFLECTOR OPTION
LC6LED 6" LED Housing LC6LED8 6" LED Housing for the LED8 & LED9	120 120V 277 277V	6LCLED 6" Open Reflector/ Light Engine Assembly	5 Nominal 1000 Lumens delivered 6 Nominal 1400 Lumens delivered 7 Nominal 1600 Lumens delivered 8 Nominal 2400 Lumens delivered 9 Nominal 3000 Lumens delivered	27K 2700 Kelvin 30K 3000 Kelvin 35K 3500 Kelvin 40K 4000 Kelvin	8 Nominal 80+ CRI	WH White	WT WW EM



LiteFrame LED Square Housing

35 SCHEDULED STOCK SHIPMENTS


Regional Distribution Center Stock List

Part Number	Catalog Number	UPC Code	Description	CA 03	IL 06	PA 10	SC 07	Wt. each	# on Carton	Price
BG1501400	LF4SQLEDG4	785235430142	4" High Efficacy LED Square Housing with 0-10V dimming to 10%	●	●			6.45	2	
BG1501500	LF4SQLEDG4WW	785235430159	4" High Efficacy LED Square Wall Wash Housing with 0-10V dimming to 10%	●	●			6.45	1	
BG1501600	LF6SQLEDG4	785235430166	6" High Efficacy LED Square Housing with 0-10V dimming to 10%	●	●			5.64	2	
BG1501700	LF6SQLEDG4WW	785235430173	6" High Efficacy LED Square Wall Wash Housing with 0-10V dimming to 10%	●				5.66	1	



10-Day Quick Ship Ordering Guide
Order Limit Per Fixture Selection: 50 Pieces or Less

All Non Stocked LiteFrame Squares LED Housings are Quick Ship. Except HDM & 2DM



LiteFrame LED Housing

Part Number	Catalog Number	UPC Code	Description	CA 03	IL 06	PA 10	SC 07	Wt. each	# on Carton	Price
BG1500800	LF4LEDG4	785235430081	4" High Efficacy LED Housing with 0-10V dimming to 10%	●	●			6.6	2	
BG1512900	LF4LEDG4EMR	785235430708	4" High Efficacy LED Remote Emergency Battery Pack Housing with 0-10V dimming to 10%	●				10.68	1	
BG1500700	LF6LEDG4	785235430074	6" High Efficacy LED Housing with 0-10V dimming to 10%	●	●	●	●	5.15	2	
BG1502500	LF6LEDG4WW	785235430333	6" High Efficacy LED Wall Wash Housing with 0-10V dimming to 10%	●	●			5.15	1	
BG1503200	LF6LEDG4EM	785235430326	6" High Efficacy LED Remote Emergency Battery Pack Housing with 0-10V dimming to 10%	●				9.97	1	
BG1502600	LF6LED8G4120	785235430227	6" High Efficacy 3000 lumen LED Housing with 0-10V dimming to 10%, 120V	●				5.15	2	
BG1502700	LF6LED8G4277	785235430234	6" High Efficacy 3000 lumen LED Housing with 0-10V dimming to 10%, 277V	●	●			5.15	2	
BG1502000	LF8LEDG4	30785235430272	8" High Efficacy LED Housing with 0-10V dimming to 10%	●				5.24	2	
BG1502100	LF8LED8G4120	30785235430203	8" High Efficacy 3000 lumen LED Housing with 0-10V dimming to 10%, 120V	●				5.24	2	
BG1502200	LF8LED8G4277	785235430210	8" High Efficacy 3000 lumen LED Housing with 0-10V dimming to 10%, 277V	●	●			5.24	2	



LiteFrame LED Trims



Regional Distribution Center Stock List

Part Number	Catalog Number	UPC Code	Description	CA 03	IL 06	PA 10	SC 07	Wt. each	# on Carton	Price
BG1501000	4LFLED5G435K	785235430104	4" Open Reflector/LED Light Engine Assembly, 1100 lumens, 3500 Kelvin	●	●			3.03	1	
BG1508901	4LFLED5G435KWT	785235430340	4" Open Reflector/LED Light Engine Assembly, 1100 lumens, 3500 Kelvin with white trim	●				4.4	1	
BG1502400	4LFLED7G435K	785235430258	4" Open Reflector/LED Light Engine Assembly, 2000 lumens, 3500 Kelvin	●				4.4	1	
BG1500900	6LFLED5G435K	785235430098	6" Open Reflector/LED Light Engine Assembly, 1100 lumens, 3500 Kelvin	●	●			3	1	
BG1509101	6LFLED5G435KWT	785235430364	6" Open Reflector/LED Light Engine Assembly, 1100 lumens, 3500 Kelvin with white trim	●				3	1	
BG1513000	6LFLED6G435K	785235430753	6" Open Reflector/LED Light Engine Assembly, 1500 lumens, 3500 Kelvin	●				3	1	
BG1513001	6LFLED6G435KWT	785235430760	6" Open Reflector/LED Light Engine Assembly, 1500 lumens, 3500 Kelvin with white trim	●				3	1	
BG1502300	6LFLED7G435K	785235430241	6" Open Reflector/LED Light Engine Assembly, 2000 lumens, 3500 Kelvin	●	●			3	1	
BG1509201	6LFLED7G435KWT	785235430371	6" Open Reflector/LED Light Engine Assembly, 2000 lumens, 3500 Kelvin with white trim	●				3	1	
BG1513100	6LFLED7G440K	785235430715	6" Open Reflector/LED Light Engine Assembly, 2000 lumens, 4000 Kelvin	●				3	1	
BG1513101	6LFLED7G440KWT	785235430777	6" Open Reflector/LED Light Engine Assembly, 2000 lumens, 4000 Kelvin with white trim	●				3	1	
BG1513200	8LFLED7G435K	785235430784	8" Open Reflector/LED Light Engine Assembly, 2000 lumens, 3500 Kelvin	●				3.5	1	




10-Day Quick Ship Ordering Guide

Order Limit Per Fixture Selection: 50 Pieces or Less

LF4LEDG4		4LFLED7G4		30K		WH	WT
HOUSING		TRIM		LED COLOR TEMP	REFLECTOR FINISH	REFLECTOR COLORS	REFLECTOR OPTIONS
LF4LEDG4	4" High Efficacy LED Housing with 0-10V Dimming to 10%	4LFLED5G4	4" Open Reflector/Light Engine Assembly, 1100 lumen module	30K 3000 Kelvin, 80 CRI	Blank Alzak Semi-Diffuse	Blank Clear Alzak	WT White Trim
LF6LEDG4	6" High Efficacy LED Housing with 0-10V Dimming to 10%, for 1100, 1500, or 2000 Lumen module	4LFLED6G4	4" Open Reflector/Light Engine Assembly, 1500 lumen module	35K 3500 Kelvin, 80 CRI		WH White Paint	TRG Trim Ring Gasket (factory installed)
LF6LEDG4EM	6" High Efficacy LED Remote Emergency Battery Pack Housing with 0-10V dimming to 10%	4LFLED7G4	4" Open Reflector/Light Engine Assembly, 2000 lumen module	40K 4000 Kelvin, 80 CRI			WW Wall Wash
LF6LED8G4*	6" High Efficacy 3000 lumen LED Housing with 0-10V dimming to 10%	6LFLED5G4	6" Open Reflector/Light Engine Assembly, 1100 lumen module				EM Emergency Battery Pack with integral test switch and indicator light
LF8LEDG4	8" High Efficacy LED Housing with 0-10V Dimming to 10%, for 1100, 1500, or 2000 Lumen module	6LFLED6G4	6" Open Reflector/Light Engine Assembly, 1500 lumen module				
LF8LED8G4*	8" High Efficacy 3000 lumen LED Housing with 0-10V dimming to 10%	6LFLED7G4	6" Open Reflector/Light Engine Assembly, 2000 lumen module				
		6LFLED8G4	6" Open Reflector/Light Engine Assembly, 3000 lumen module				
		8LFLED5G4	8" Open Reflector/Light Engine Assembly, 1100 lumen module				
		8LFLED6G4	8" Open Reflector/Light Engine Assembly, 1500 lumen module				
		8LFLED7G4	8" Open Reflector/Light Engine Assembly, 2000 lumen module				
		8LFLED8G4	8" Open Reflector/Light Engine Assembly, 3000 lumen module				

*Can only be used with corresponding 3000 lumen module trim




LifeFrame Square Compact Fluorescent Housing

3 SCHEDULED STOCK SHIPMENTS Regional Distribution Center Stock List

Part Number	Catalog Number	UPC Code	Description	CA 03	IL 06	PA 10	SC 07	Wt. each	# on Carton	Price
BG1423600	LF4SQCFH132EB	785235428859	4" Horizontal 1-lamp 26/32/42W Triple Tube housing	●				4.0	2	
BG1423700	LF4SQCFH132EBWW	785235428866	4" Horizontal 1-lamp 26/32/42W Triple Tube wall washer housing	●				4.0	2	
BG1423800	LF6SQCFH132EB	785235428873	6" Horizontal 1-lamp 26/32/42W Triple Tube housing	●				4.0	2	

LifeFrame Square Compact Fluorescent Trims

Part Number	Catalog Number	UPC Code	Description	CA 03	IL 06	PA 10	SC 07	Wt. each	# on Carton	Price
BG1426400	4SQCFH1	785235428897	4" Alzak semi-diffuse reflector	●				.65	1	
BG1426600	4SQCFH1WW	785235428958	4" Alzak semi-diffuse wall washer reflector	●				.73	1	



LifeFrame Compact Fluorescent Housings

Part Number	Catalog Number	UPC Code	Description	CA 03	IL 06	PA 10	SC 07	Wt. each	# on Carton	Price
BG743600	LF6CFH213EB	785235128247	6" horizontal, 2-lamp 13W Quad tube housing	●				4.7	2	
BG744300	LF6CFH218EB	785235128254	6" horizontal, 2-lamp 18W Quad tube housing	●				4.5	2	
BG745000	LF6CFH226EB	785235128261	6" horizontal, 2-lamp 26W Quad tube housing	●	●	●	●	9.4	2	
BG946500	LF6CFH132EB	785235041423	6" horizontal, 1-lamp 26/32/42W Triple tube housing	●	●		●	4.7	2	
BG749200	LF6CFV32EB	785235128292	6" vertical, 26/32/42W Triple tube housing	●	●	●	●	8.7	2	
BG747800	LF8CFH226EB	785235128278	8" horizontal, 2-lamp 26W quad tube housing	●			●	4.3	2	
BG748500	LF8CFH132EB	785235128285	8" horizontal, 1-lamp 26/32/42W triple tube housing	●			●	4.3	2	
BG934300	LF8CFH232EB	785235041379	8" horizontal, 2-lamp, 26/32/42W Triple tube housing	●			●	4.3	2	
BG749900	LF8CFV32EB	785235128308	8" vertical, 1-lamp 26/32/42W triple tube housing	●			●	3.8	2	


LiteFrame Compact Fluorescent Trims

3 SCHEDULED STOCK SHIPMENTS Regional Distribution Center Stock List

Part Number	Catalog Number	UPC Code	Description	CA 03	IL 06	PA 10	SC 07	Wt. each	# on Carton	Price
BG1078000	6CFH	785235044615	6" horizontal, 2-lamp CF, clear Alzak	●	●	●	●	3.1	6	
BG1077900	6CFH1	785235044608	6" horizontal, 1-lamp clear Alzak for triple tube housing	●	●		●	3.1	6	
BG1077800	6CFV	785235044592	6" vertical, 2-lamp CF, clear Alzak	●	●	●	●	3.7	6	
BG1077801	6CFVWT	785235045766	6" vertical, 2-lamp CF, clear Alzak with white trim	●	●			3.7	6	
BG1078300	8CFH	785235044646	8" horizontal, 2-lamp Quad CF, clear Alzak	●			●	4.8	6	
BG1078200	8CFH1	785235044639	8" horizontal, 1-lamp Triple CF, clear Alzak	●			●	4.8	6	
BG1078100	8CFV	785235044622	8" vertical CF, clear Alzak	●			●	5.6	6	

QS 10 10-Day Quick Ship Ordering Guide
Order Limit Per Fixture Selection: 50 Pieces or Less

LF6CFH226EB		6CFH		WT					
HOUSING		HOUSING OPTIONS		REFLECTORS		REFLECTOR COLORS		REFLECTOR OPTIONS	
LF6CFH132EB	6" (1) 26/32/42W Triple tube, multi-volt electronic ballast (120-277V)	DM	Electronic dimming ballast to 5%, 4-wire, 0-10V, (120V thru 277V)	6CFH	6" Alzak semi-diffuse reflector (2-lamp)	BLANK	Clear Alzak	WW	Wall Wash
LF6CFH213EB	6", (2) 13W Quad, multi-volt electronic ballast (120-277V)			6CFH1	6" Alzak semi-diffuse reflector (1-lamp)			WT	White flange (Alzak only)
LF6CFH218EB	6", (2) 18W Quad, multi-volt electronic ballast (120-277V)			8CFH	8" Alzak semi-diffuse reflector (2-lamp Quad or Twin)			TRG	Trim Ring Gasket (Factory installed)
LF6CFH226EB	6", (2) 26W Quad, multi-volt electronic ballast (120-277V)			8CFH1	8" Alzak semi-diffuse reflector (1-lamp Triple tube)				
LF8CFH132EB	8" (1) 26/32/42W Triple tube, multi-volt electronic ballast (120-277V)			8CFHT	8" Alzak semi-diffuse reflector (2-lamp Triple)				
LF8CFH213EB	8", (2) 13W Quad, multi-volt electronic ballast (120-277V)								
LF8CFH218EB	8", (2) 18W Quad, multi-volt electronic ballast (120-277V)								
LF8CFH226EB	8", (2) 26W Quad, multi-volt electronic ballast (120-277V)								
LF8CFH232EB	8" (2) 32/42W Triple tube, multi-volt electronic ballast (120-277V)								



Low Voltage 4" Housings with Magnetic Ballast

Part Number	Catalog Number	UPC Code	Description	CA 03	IL 06	PA 10	SC 07	Wt. each	# on Carton	Price
BE551300	LVH4 120V	785235101400	Non IC 75W	●				8.5	1	

Low Voltage Trims & Accessories

35 SCHEDULED STOCK SHIPMENTS Regional Distribution Center Stock List

Part Number	Catalog Number	UPC Code	Description	CA 03	IL 06	PA 10	SC 07	Wt. each	# on Carton	Price
BE570001	LV1W	785235170550	White diecast baffle with Matte White reflector	●				1.7	1	
KA139901	LV1B	785235102803	Black Alzak reflector	●				1.0	1	
KA140001	LV1C	785235102827	Clear Alzak reflector	●				1.7	1	
KA139801	LV1	785235101424	Black diecast baffle	●				1.2	1	
BE569901	LV1WBF	785235102889	White diecast baffle	●				1.2	1	
KA140201	LV2	785235170611	Adjustable black baffle	●				1.3	1	
KA140301	LV2B	785235103220	Adjustable black Alzak reflector	●				1.1	1	
BE570201	LV2W	785235170659	Adjustable white reflector	●				1.1	1	
KA140601	LV3	785235101448	Adjustable oval spot	●				1.0	1	
KA140701	LV4	785235103046	Fixed pinhole spot	●				2.0	1	
BG165101	LV50L	785235112949	Shower light	●				3.0	1	
KA140901	LV6	785235103060	Eyelid wall washer, black baffle	●				1.2	1	
KA141001	LV7	785235101462	White eyeball	●				1.1	1	
KA141101	LV8	785235101486	Black regressed eyeball	●				1.4	1	

QS 10 **10-Day Quick Ship Ordering Guide** Order Limit Per Fixture Selection: 50 Pieces or Less All LiteFrame Incandescent Housings & Clear Spec Trims are Quick Ship. Excludes LVH4.

QS 10 **10-Day Quick Ship Ordering Guide** Order Limit Per Fixture Selection: 50 Pieces or Less

RLF6CF32EB	DM	6CFV		CR
HOUSING	HOUSING OPTIONS	REFLECTORS	REFLECTOR COLORS	LENS SPLAY COLOR OPTIONS
RLF6CFV32EB 6" (1) 26/32/42W Triple tube, multi-volt electronic ballast (120-277V) RLF8CFV32EB 8" (1) 26/32/42W Triple tube, multi-volt electronic ballast (120-277V)	DM Electronic Analog Dimming Ballast to 5% 4-wire, 0-10V (120-277V)	6CFV 6" Alzak Semi-Diffuse 8CFV 8" Alzak Semi-Diffuse	BLANK Clear ALZAK Alzak	CR Clear Alzak

RETROFICIENT



FireTight™ 6" Fire-Resistant Housings



Regional Distribution Center Stock List

Part Number	Catalog Number	UPC Code	Description	CA 03	IL 06	PA 10	SC 07	Wt. each	# on Carton	Price
BG590700	FT6	785235301527	6", FireTight Incandescent Line Voltage non-IC rated housing	●				11.0	1	
BG590800	FT6CF	785235041393	6", FireTight Compact Fluorescent non-IC rated housing	●				16.0	1	
BG1332000	FT6QLIC	785235429177	6" FireTight LED, IC rated for QuickLink	●				16.2	1	

FireTight™ 6" Trims

Part Number	Catalog Number	UPC Code	Description	CA 03	IL 06	PA 10	SC 07	Wt. each	# on Carton	Price
BG233800	TA60	785235514316	6" White eyeball	●				0.7	6	
BG234100	TAW65	785235514323	6" White regressed eyeball	●				0.9	6	
BG234200	TB60	785235514330	6" Stepped black baffle	●			●	1.2	12	
BG234300	TBW60	785235514347	6" Stepped white baffle	●	●	●	●	0.2	12	
BG234500	TBW61	785235514354	6" Long-neck white baffle	●	●	●	●	0.2	12	
BG234600	TBW62	785235514378	6" High wattage white baffle		●			0.2	12	
BG234800	TL60	785235514385	6" Drop Opal shower trim. non-metallic flange. Wet location listed.				●	1.7	6	
BG235000	TL62	785235514408	6" Fresnel shower trim. non-metallic flange. Wet location listed.		●			0.8	6	
BG235100	TL63	785235514415	6" Domed polycarbonate shower trim. Wet location listed.		●			0.5	6	
BG235200	TL64	785235514422	6" White albalite flush glass shower trim. Wet location listed.	●			●	0.5	6	
BG235600	TO6	785235517188	6" White cone	●	●			0.2	12	
BG235700	TO60C	785235514460	6" Clear anodized reflector	●			●	0.2	12	
BG236000	TO61	785235514477	6" White open splay	●	●		●	0.2	12	
BG236200	TO62	785235514484	6" White open trim	●				0.4	12	
BG236300	TO63WL	785235514491	6" White open shower trim.	●				0.2	12	
BE120201	TL42	785235161800	6" Fresnel glass with reflector 60W A-19	●				1.4	6	

FireTight 4" Fire Resistant Housings

35 SCHEDULED STOCK SHIPMENTS Regional Distribution Center Stock List

Part Number	Catalog Number	UPC Code	Description	CA 03	IL 06	PA 10	SC 07	Wt. each	# on Carton	Price
BG590500	FT4LV	78523501541	4" Fire-Resistant Housing	●				17.2	1	

FireTight 4" & 5" Fire Resistant Trims

Part Number	Catalog Number	UPC Code	Description	CA 03	IL 06	PA 10	SC 07	Wt. each	# on Carton	Price
BG203100	TA120WBF	785235182133	4" White baffle	●				0.4	6	
BG203200	TA120BF	785235182140	4" Black baffle	●				0.4	6	
BG203600	TA120E	785235182188	4" Eyeball w/ white interior	●				0.4	6	
BG239200	TA55	785235160100	5" White regressed eyeball	●				0.5	6	
BG239500	TL51	785235514156	5" Drop opal shower trim, wet location listed	●				1.1	6	
BG202100	TA12WBF	785235182034	White baffle	●				0.4	6	
BG202200	TA12BF	785235182041	Black baffle	●				0.4	6	
BG202300	TA12C	785235182058	Clear anodized reflector	●				0.4	6	
BG202700	TA12PS	785235182096	Pinhole spot	●				0.4	6	
BG202500	TA12E	785235182072	Eyeball w/ black interior	●				0.5	6	



4" LED Downlight New & Retrofit Applications

35 SCHEDULED STOCK SHIPMENTS

Regional Distribution Center Stock List

Part Number	Catalog Number	UPC Code	Description	CA 03	IL 06	PA 10	SC 07	Wt. each	# on Carton	Price
BG1445100	LB4LEDA30K WH	785235429078	4" White trim, 120V w/ dimming to 20% 9W LED module 3000K	●				1.33	6	



6" LED Downlight New & Retrofit Applications

Part Number	Catalog Number	UPC Code	Description	CA 03	IL 06	PA 10	SC 07	Wt. each	# on Carton	Price
BG1488400	LB6LEDA8L30K WH	785235429726	6" White trim, 800 Lumen LED up to 15% dimming, 3000K	●			●	4.2	8	
BG1477800	LB6LEDA10L30K WH	785235429337	6" White trim, 120V w/ dimming to 15% 1000 Lumen 3000K	●			●	1.5	8	
BG1477900	LB6LEDA10L35K WH	785235429344	6" White trim, 120V w/ dimming to 15% 1000 Lumen 3500K	●			●	1.5	8	



Round LED Surface Mount

Part Number	Catalog Number	UPC Code	Description	CA 03	IL 06	PA 10	SC 07	Wt. each	# on Carton	Price
BG1505100	LBSLEDA10L30K9 WH	785235430128	Surface Mount LED Module 1000 Lumens, 30 Kelvin 90 CRI	●	●	●	●			



Square LED Surface Mount

Part Number	Catalog Number	UPC Code	Description	CA 03	IL 06	PA 10	SC 07	Wt. each	# on Carton	Price
BG1521300	LBSQLEDA10L30K9 WH	785235430869	Square Surface Mount LED Module 1000 Lumens, 30 Kelvin, 90 CRI	●			●			

QS₁₀

10-Day Quick Ship Ordering Guide

Order Limit Per Fixture Selection: 50 Pieces or Less

LBC6	W	WH
HOUSING	MOUNTING	FINISH OPTIONS
LBC6 6" cylinder housing	W Wall Mount, Down P Pendant Mount S Surface Mount CM Cord Mount	WH White BL Black Z Zet BA Brushed Aluminum BZ Bronze



LiteBox®
6" LED QuickLink IC/Non-IC Housing

3 SCHEDULED STOCK SHIPMENTS

Regional Distribution Center Stock List

Part Number	Catalog Number	UPC Code	Description	CA 03	IL 06	PA 10	SC 07	Wt. each	# on Carton	Price
BG1443200	DBXQL	785235428989	6", QuickLink LED housing for new construction. Dual labeled for IC/ non-IC.	●				4.9	8	



LiteBox®
6" Line Voltage Dual Labeled IC/ Non-IC Housings

Part Number	Catalog Number	UPC Code	Description	CA 03	IL 06	PA 10	SC 07	Wt. each	# on Carton	Price
BG1443000	DBX	785235428712	6", line voltage housing for new construction. Dual labeled for IC/ non-IC.	●	●	●	●	4.2	8	
BG1443100	DBXQC	785235428972	6", line voltage housing for new construction. Dual labeled for IC/ non-IC, quick connect.	●	●		●	4.2	8	
BG233700	RMNICD	785235514309	6", line voltage remodel housing. Dual labeled for IC/ non-IC.	●	●		●	3.3	6	



LiteBox® 6" Compact Fluorescent IC/AirShield™ Rated Downlights

Part Number	Catalog Number	UPC Code	Description	CA 03	IL 06	PA 10	SC 07	Wt. each	# on Carton	Price
BG1443600	IBX26ICAT	785235429023	6" 26W CFL housing IC/AirShield	●				7.0	8	



LiteBox®
6" Line Voltage Dual Labeled IC/ Non-IC Trims

Part Number	Catalog Number	UPC Code	Description	CA 03	IL 06	PA 10	SC 07	Wt. each	# on Carton	Price
BG233800	TA60	785235514316	White eyeball	●				0.7	6	
BG234100	TAW65	785235514323	White regressed eyeball	●				0.9	6	
BG236300	TO63WL	785235514491	White open shower, wet location listed.	●				0.2	12	

6" Line Voltage Trims Dual Labeled IC/ Non-IC & High Wattage IC Rated Trims

35 SCHEDULED STOCK SHIPMENTS Regional Distribution Center Stock List

Part Number	Catalog Number	UPC Code	Description	CA 03	IL 06	PA 10	SC 07	Wt. each	# on Carton	Price
BG234200	TB60	785235514330	Stepped black baffle	●			●	1.2	12	
BG234300	TBW60	785235514347	Stepped white baffle	●	●	●	●	0.2	12	
BG234500	TBW61	785235514354	Long-neck white baffle	●	●	●	●	0.2	12	
BG234600	TBW62	785235514378	High wattage white baffle		●			0.2	12	
BG234800	TL60	785235514385	Drop Opal shower. non-metallic flange. Wet location listed.				●	1.7	6	
BG234900	TL61	785235514392	Glass drop opal shower. Wet location listed.	●				2.0	6	
BG235000	TL62	785235514408	Fresnel shower. non-metallic flange. Wet location listed.		●			0.8	6	
BG235100	TL63	785235514415	Domed polycarbonate shower. Wet location listed.		●			0.5	6	
BG235200	TL64	785235514422	White Albalite flush glass shower. Wet location listed.	●			●	0.5	6	
BG235600	TO6	785235517188	White cone	●	●			0.2	12	
BG235700	TO60C	785235514460	Clear anodized reflector (Not for DBXMRI)	●			●	0.2	12	
BG236000	TO61	785235514477	White open splay	●	●		●	0.2	12	
BG236200	TO62	785235514484	White open trim	●				0.4	12	

LiteBox® 6" Line Voltage IC Rated Shallow Plenum Housings

Part Number	Catalog Number	UPC Code	Description	CA 03	IL 06	PA 10	SC 07	Wt. each	# on Carton	Price
BG1467000	IBXS	785235429221	6" line voltage shallow plenum IC rated, remodel housing	●				4.12	6	

LiteBox® 6" Line Voltage IC Rated Shallow Plenum Trims

35 SCHEDULED STOCK SHIPMENTS **Regional Distribution Center Stock List**

Part Number	Catalog Number	UPC Code	Description	CA 03	IL 06	PA 10	SC 07	Wt. each	# on Carton	Price
BG237100	TA61	785235514576	White eyeball	●				0.7	6	
BG237400	TBW63	785235514590	Stepped white baffle	●				0.2	12	
BG237500	TO65	785235514606	White open trim	●				0.2	12	



LiteBox® 5" Line Voltage IC and non-IC Rated Trims

Part Number	Catalog Number	UPC Code	Description	CA 03	IL 06	PA 10	SC 07	Wt. each	# on Carton	Price
BG239200	TA55	785235160100	White regressed eyeball	●				0.5	6	
BG238300	TB53	785235514132	Black baffle metal flange	●				0.2	12	
BG238400	TBW53	785235514149	White baffle metal flange	●				1.0	12	
BG239500	TL51	785235514156	Drop opal shower trim, wet location listed	●				1.1	6	
BG239300	TB54	785235514200	Black baffle metal flange	●				0.2	12	
BG239400	TBW54	785235514217	White baffle metal flange	●				1.1	12	



LiteBox® 4" Low Voltage IC and non-IC Trims

35 SCHEDULED STOCK SHIPMENTS **Regional Distribution Center Stock List**

Part Number	Catalog Number	UPC Code	Description	CA 03	IL 06	PA 10	SC 07	Wt. each	# on Carton	Price
BG202100	TA12WBF	785235182034	White baffle	●				0.4	6	
BG202200	TA12BF	785235182041	Black baffle	●				0.4	6	
BG202300	TA12C	785235182058	Clear anodized reflector	●				0.4	6	
BG202500	TA12E	785235182072	Eyeball w/ black interior	●				0.5	6	
BG202700	TA12PS	785235182096	Pinhole spot	●				0.4	6	



LiteBox® 4" Line Voltage IC and non-IC Housings

Part Number	Catalog Number	UPC Code	Description	CA 03	IL 06	PA 10	SC 07	Wt. each	# on Carton	Price
BG977600	BX4-120	785235043618	4", line voltage non-IC housing for new construction.	●				4.9	6	
BG1475100	IBX4-120	785235430722	4", line voltage IC housing for new construction. AirShield™ rated	●			●	6.7	4	
BG202900	RMN4-120	785235182355	4", line voltage non-IC remodel housing.	●				0.8	6	



LiteBox® 4" Line Voltage IC and non-IC Trims

Part Number	Catalog Number	UPC Code	Description	CA 03	IL 06	PA 10	SC 07	Wt. each	# on Carton	Price
BG203100	TA120WBF	785235182133	White baffle	●				0.4	6	
BG203200	TA120BF	785235182140	Black baffle	●				0.4	6	
BG203400	TA120C	785235182164	Clear anodized reflector	●				0.4	6	



LiteBox® 6" & 8" Housings for 9° to 45° Sloped Ceilings

Part Number	Catalog Number	UPC Code	Description	CA 03	IL 06	PA 10	SC 07	Wt. each	# on Carton	Price
BG977700	SCIBX	785235043625	6", 45° sloped ceiling line voltage IC rated housing for new construction.	●				5.0	1	



LiteBox® 6" 45° Sloped Ceiling Trims

35 SCHEDULED STOCK SHIPMENTS Regional Distribution Center Stock List

Part Number	Catalog Number	UPC Code	Description	CA 03	IL 06	PA 10	SC 07	Wt. each	# on Carton	Price
BG204100	TSC6WBF	785235182232	White baffle	●				1.0	6	



LiteBox® 6" & 8" Housings for 9° to 45° Sloped Ceilings

Part Number	Catalog Number	UPC Code	Description	CA 03	IL 06	PA 10	SC 07	Wt. each	# on Carton	Price
BG204300	SCIBX8	785235182256	8", 45° sloped ceiling line voltage IC rated housing for new construction. AirShield™ rated	●				6.0	1	



LiteBox® 8" 45° Sloped Ceiling Trims

Part Number	Catalog Number	UPC Code	Description	CA 03	IL 06	PA 10	SC 07	Wt. each	# on Carton	Price
BG204600	TSC8WBF	785235044493	White baffle	●				2.0	1	



LiteBox® Accessories

Part Number	Catalog Number	UPC Code	Description	CA 03	IL 06	PA 10	SC 07	Wt. each	# on Carton	Price
BG939700	ICBOX	785235041355	Recessed Enclosure for non-IC housings in IC applications				●	1.0	1	



Downlighting Accessories

Part Number	Catalog Number	UPC Code	Description	CA 03	IL 06	PA 10	SC 07	Wt. each	# on Carton	Price
AE101000	B6	785235208567	Set of two bar hangers for ceiling joists up to 24" centers	●	●	●	●	0.9	1	
BE767500	B24	785235103633	Set of two 24" bar hangers for T-bar ceilings	●	●	●	●	1.6	1	
SA201000	FSDFI	785235514712	Fuse kit for field installation	●	●		●	1.0	1	
BE766300	PKT-301	785235156011	Converts bar hangers to supports for 24"x24" T-bar grid	●				0.3	1	



10-Day Quick Ship Ordering Guide
Order Limit Per Fixture Selection: 50 Pieces or Less

ORDERING INFORMATION

SLLLED | **SLLLED135KBL** | **35K** | **BL** | | |

HOUSING	LED COLOR TEMP	HOUSING FINISH	HOUSING OPTION	HOUSING ACCESSORIES
SLLLED1 High output 13W LED step light SLLLED2 Recessed 13W LED step light SLLLED3 Residential 9W LED step light	35K 3500 Kelvin 50K 5000 Kelvin	WH White BL Black Z Zet (Metallic Silver) BZ Bronze	Blank 120V 277 277V	SLMB Dry wall bar hanger installation kit SLD12CMB Concrete mounting box SLLLED1 and SLLLED2 SLD3CMB Concrete mounting box SLLLED3

NOTES

* See spec sheet or www.prescolite.com for LiteGear Compatibility Matrix

ArchiTrak®

All ArchiTrak products are stocked except the following:

Catalog Number	Description
AKT6LED3	6" 14W Track Mounted LED 120V-277V
AKTSLED3/4	6" 14W OR 28W Track Mounted
AKTQ24T	Two 24W T5 HO Miniature bi-pin HO wall wash. Quest, Zet only
AKTCLS	Current Limiter Device





LED Highbay

HBL Series Highbay

HBL STOCK AVAILABLE AS OF 12-1-2014

3 SCHEDULED STOCK SHIPMENTS

Regional Distribution Center Stock List

Part Number	Catalog Number	UPC Code	Description	CA 03	IL 06	PA 10	SC 07	Wt. each	Ctn. Qty.	Price
HBL72LUNN5KW070NDWH	HBL-72LU-NN-5K-W-070-ND-WH	785988031283	HBL LED Highbay, 72 LED, No Mount, 5K, Wide, Non Diming, White		●			28	EA	
HBL72LUNN5KN070NDWH	HBL-72LU-NN-5K-N-070-ND-WH	785988031290	HBL LED Highbay, 72 LED, No Mount, 5K, Narrow, Non Diming, White		●			28	EA	
HBA2B	HBA2B	785988031306	Pendant, 3/4", White		●			28	EA	



LED Highbay

HBL Series Highbay



10-Day Quick Ship Ordering Guide

Order Limit Per Fixture Selection: 50

HBL	-		-	U	-	A	-	2	-		-		-	070	-	ND	-		-		
SERIES						MOUNT		HUB				DISTRIBUTION									COLORS
HBL LED Highbay						A Pendant		2 3/4" Hub				N Narrow W Wide									GR Gray WH White
NUMBER OF LEDS														DRIVE CURRENT							
60L 60 High brightness LEDs 72L 72 High brightness LEDs														070 700 MA							
						VOLTAGE						COLOR TEMPERATURE									DIMMING
						U 120 - 277V						3K 3000K 4K 4000K 5K 5000K									ND Non-Dimming
																					OPTIONS
																					Fx Fusing (Replace "x" with voltage - Refer to spec sheet for more info.) ENCA Frosted Acrylic Protective Lens ENCG Glass Protective Lens OCS(X) Occupancy Sensor WG Zinc Plated Wire Gaurd WIHUBB Wireless Control System

Notes: Voltage must be specified for Fusing and Occupancy Sensor compatibility. Refer to product spec sheet for 480V specification requirements

Accessories - Order Separately

Catalog Number	Description
HOOK/LOOP	Fixture Mounting Hook
BLA-C4HLPX	Cord and Plug Set
LG2S	DUAL-LITE 250 VA LiteGear Emergency Lighting Inverter

Note: One (1) LED Highbay per LG2S

- Notes:**
- OCS unavailable with ENCA or ENCG options
 - OCS and WIHUBB options can not be specified together



NutriLED LED Grow Light

NUTRILED STOCK AVAILABLE AS OF 12-1-14

35 SCHEDULED STOCK SHIPMENTS Regional Distribution Center Stock List

Part Number	Catalog Number	UPC Code	Description	CA 03	IL 06	PA 10	SC 07	Wt. each	Ctn. Qty.	Price
NGL12	NGL-12	785988031153	NutriLED Two Foot		●			4.0	1	
NGL24	NGL-24	785988031160	NutriLED Four Foot		●			8.0	1	
CIC3	C-IC-3	785988031177	Interconnect Cord 3 Foot		●			0.5	10	
CIC12	C-IC-12	785988031184	Interconnect Cord 12 Foot		●			1.0	1	
CP12120	C-P-12-120	785988031191	Power Cord 12 foot 120v straight blade (NEMA 5-15P)		●			1.0	1	
CP12277	C-P-12-277	785988031214	Power Cord 12 foot 277v Twist-Loc (NEMA L5-15P)		●			1.0	1	
CHW12	C-HW-12	785988031238	Power Cord Hard Wire 12 foot		●			1.0	1	
NLAC1	NLAC1	785988031245	Aircraft cable, single point, 48 inches		●			0.5	1	
NLAC2	NLAC2	785988031252	Aircraft cable, dual point, 48 inches		●			0.5	1	
CPTC25	C-P-TEE-25	785988031276	Power Cord Tee Connectors (Pack of 25)		●			2.0	25	

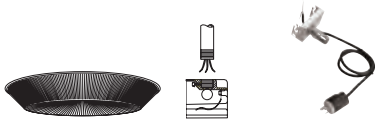


ExpressLine High and Low Bays Include Lamp



35 SCHEDULED STOCK SHIPMENTS Regional Distribution Center Stock List

Part Number	Catalog Number	UPC Code	Description	CA 03	IL 06	PA 10	SC 07	Wt. each	Ctn. Qty.	Price
BL400PHB	BL-400P-HB	785988011254	Highbay, 16" Enclosed reflector, 400w PS, White, with Lamp & Hook	●			●	27.0	EA	
BL400PLBEX	BL-400P-LB-EX	785988308040	Lowbay, 16" Enclosed reflector, 400w PS, White, with Lamp, Hook & EX Socket	●			●	26.0	EA	



Industrial Accessories

35 SCHEDULED STOCK SHIPMENTS Regional Distribution Center Stock List

Part Number	Catalog Number	UPC Code	Description	CA 03	IL 06	PA 10	SC 07	Wt. each	Ctn. Qty.	Price
HOOKLOOP	HOOKLOOP	785988452552	Hook/ Loop, 3/4, Male, Combo	●	●	●	●	0.5	EA	
BLAC4HLP4	BLA-C4HLP4	785988647927	Accessory, 4' Cord with Hook/Loop, 277V & Twist lock plug		●			1.0	EA	



Industrial Grade Superbay Ballast Housing



Regional Distribution Center Stock List

Part Number	Catalog Number	UPC Code	Description	CA 03	IL 06	PA 10	SC 07	Wt. each	Ctn. Qty.	Price
BLA400P8WHEX	BLA-400P8-WH-EX	785988010714	Superbay Housing, BL, 400w PS, Quad-Tap, White, EX Socket	●	●	●	●	20.5	EA	
BLA400P8WHEXQSS	BLA-400P8-WH-EX-QSS	785988030781	Superbay Housing, BL, 400w PS, Quad-Tap, White, Qtz, EX Socket		●			20.5	EA	



Industrial Superbay Optical Assemblies



Regional Distribution Center Stock List

Part Number	Catalog Number	UPC Code	Description	CA 03	IL 06	PA 10	SC 07	Wt. each	Ctn. Qty.	Price
BLBI	BL-BI	785988409402	14" Optic, Superbay reflector, Econo-grade		●	●	●	2.5	EA	
BLLB1	BL-LB1	785988409419	Optic, Superbay lowbay, 23" Acrylic enclosed reflector		●	●	●	5.2	EA	
BLLR14	BL-LR-14	785988409501	14" Lens enclosure assembly		●			2.0	EA	
BLPA2	BL-PA2	785988582907	16" Optic, Superbay reflector, Open acrylic					3.5	EA	
BLPKENC	BL-PK-ENC	785988209958	16" Lens, Acrylic					1.3	EA	
BLWA22	BL-WA22	785988409471	22" Optic, Superbay reflector, Open acrylic		●			8.0	EA	
WA2ENC	WA2-ENC	785988305766	Bottom lens for WA22, Flat acrylic		●			2.6	EA	
CHLM	CH-LM	785988305759	Optic, Lowbay LM refractor		●			12.0	EA	



Industrial Superbay Unit Pack, Includes Lamp



Regional Distribution Center Stock List

Part Number	Catalog Number	UPC Code	Description	CA 03	IL 06	PA 10	SC 07	Wt. each	Ctn. Qty.	Price
BL400P8WAEXUPL	BL-400P8-WA22-WH-EX-UPL	785988011445	Superbay unit pack, 400w PS, Quad-Tap, WA22, EX, w/ Lamp	●				28.0	EA	
BL400PVBCEXUPL	BL-400P8-BC-EX-UPL	785988018277	Superbay unit pack, 400w PS, Five-Tap, BC, EX, w/ Lamp				●	23.0	EA	
BL400P8LB1WHUPL	BL-400P8-LB1-WH-UPL-EX	785988030835	Superbay unit pack, 400w PS, Quad-Tap, LB1, w/ Lamp, EX Socket				●	24.0	EA	



Kemlux III Severe Location Fixture Components



Regional Distribution Center Stock List

Part Number	Catalog Number	UPC Code	Description	CA 03	IL 06	PA 10	SC 07	Wt. each	Ctn. Qty.	Price
KSA2B	KSA2B	785988770168	Pendant, 3/4"		●			6.0	EA	
KSD4B	KSD4B	785988770199	Stanchion, 25°, 1 1/4"		●			6.0	EA	
KG17	KG17	785988007752	Globe 5 1/2"		●			5.0	EA	
KG25	KG25	785988007769	Globe 7 3/4", Low watt		●			9.5	EA	
KG40	KG40	785988190041	Globe 7 3/4", High watt		●			9.5	EA	
KSAG17	KSAG17	785988770229	5 1/2" Guard, Aluminum		●			1.2	EA	
KAG25S	KAG25S	785988770250	7 3/4" Stainless steel guard, Low watt		●			4.0	EA	
KPA40	KPA40	785988770212	Angled reflector		●			6.0	EA	
KPSD40	KPSD40	785988770205	Straight reflector		●			6.0	EA	



Kemlux III Class I Division 2 Hazardous Location Fixture Components



Regional Distribution Center Stock List


Part Number	Catalog Number	UPC Code	Description	CA 03	IL 06	PA 10	SC 07	Wt. each	Ctn. Qty.	Price
KHA2B	KHA2B	785988770120	Pendant 3/4"		●			4.0	EA	
KHDP170	KHDP170	785988190157	KH Series "D" size tank, 175w PS, Quad-Tap, Class I Div 2		●			20.0	EA	
KG17	KG17	785988007752	Globe 5 1/2"		●			5.0	EA	
KG25	KG25	785988007769	Globe 7 3/4", Low watt		●			8.0	EA	
KG40	KG40	785988190041	Globe 7 3/4", High watt		●			9.5	EA	
KHAG17	KHAG17	785988770243	5 1/2" Guard, Aluminum		●			3.0	EA	
KAG25S	KAG25S	785988770250	7 3/4" Stainless steel guard, Low watt		●			4.6	EA	
KPA40	KPA40	785988770212	Angled reflector		●			4.0	EA	
KPSD40	KPSD40	785988770205	Straight reflector		●			4.0	EA	



Kemlux II Class II Division I Hazardous Location Fixture Components

3 SCHEDULED STOCK SHIPMENTS Regional Distribution Center Stock List

Part Number	Catalog Number	UPC Code	Description	CA 03	IL 06	PA 10	SC 07	Wt. each	Ctn. Qty.	Price
KG	K-G	785988006359	Globe, KS/KH, 6" dia x 9" deep		●			5.0	EA	
KL	K-L	785988006373	12" Refractor, KS/KH, Glass, Symm		●			5.0	EA	



LED Vaportites

3 SCHEDULED STOCK SHIPMENTS Regional Distribution Center Stock List

Part Number	Catalog Number	UPC Code	Description	CA 03	IL 06	PA 10	SC 07	Wt. each	Ctn. Qty.	Price
VL15A	VL15A	785988019632	Lens for VLED, Flat acrylic		●			0.2	EA	
VL15LG	VL15LG	785988030842	Globe for VLED, Frosted glass		●			0.0	EA	
V8LU15	V-8LU-15	785988019649	Housing, 20w LED		●			2.0	EA	



Incandescent Vaportites

3 SCHEDULED STOCK SHIPMENTS Regional Distribution Center Stock List

Part Number	Catalog Number	UPC Code	Description	CA 03	IL 06	PA 10	SC 07	Wt. each	Ctn. Qty.	Price
VAP	VAP	785988190287	Box adapter, Ceiling plate, 4"		●			1.0	EA	
VCG15	VCG-15	785988514106	Accessory, Guard, 150w, Cast aluminum		●		●	1.0	EA	
VFB15	VFB-15	785988519255	Housing, 150w		●		●	1.0	EA	
VFB30	VFB-30	785988519309	Housing, 300w		●			0.5	EA	
VG15	VG-15	785988522651	Globe, Clear glass, 150w	●	●		●	2.0	EA	
VG30	VG-30	785988522705	Globe, Clear glass, 300w		●			0.5	EA	
VP2	VP-2	785988190485	Pendant mount splice box, 3/4" NPT		●			0.7	EA	
VRGP-100	VRGP-100	783936810058	Globe, 150w max incan, Ruby, Tmp		●			2.0	EA	
VW1	VW-1	785988533107	Wall mount arm adapter		●			1.0	EA	
VX2	VX-2	785988533206	Ceiling mount, 3/4"		●			0.7	EA	



Non-Metallic Vaportites



Regional Distribution Center Stock List

Part Number	Catalog Number	UPC Code	Description	CA 03	IL 06	PA 10	SC 07	Wt. each	Ctn. Qty.	Price
0460541B	0460541B	785988008902	Lamp, 32W SYLV CF32DT/E/IN/830		●			0.2	EA	
0460542B	0460542B	785988008919	Lamp, 42W SYLV CF42DT/E/IN/830		●			0.2	EA	
0460543B	0460543B	785988008896	Lamp, 26W SYLV CF26DT/E/IN/830		●			0.2	EA	
0460547B	0460547B	785988019502	Lamp, 18W SYLV CF18DT/E/IN/827		●			0.2	EA	
NV2AG	NV2AG	783936009544	Pendant mount splice box		●			0.5	EA	
NV2BG	NV2BG	783936009575	Wall mounting arm adapter		●			0.5	EA	
NV2FG18	NV2FG18	783936009612	Fixture, Non-metallic, Cap, Ballast/Socket, 18W		●			1.1	EA	
NV2FG26	NV2FG26	783936009629	Fixture, Non-metallic, Cap, Ballast/Socket, 26W		●			1.1	EA	
NV2FG32	NV2FG32	783936009636	Fixture, Non-metallic, Cap, Ballast/Socket, 32W		●			1.1	EA	
NV2FG42	NV2FG42	783936009643	CFL, 42W, Fixture body		●			1.1	EA	
NV2GG	NV2GG	783936009599	Guard		●			0.3	EA	
NV2IG15	NV2IG15	783936009582	Incandescent fixture body		●			0.6	EA	
NV2XG	NV2XG	783936009551	Ceiling mount splice box		●			0.7	EA	



AW Series LED Marker Lights



Regional Distribution Center Stock List

Part Number	Catalog Number	UPC Code	Description	CA 03	IL 06	PA 10	SC 07	Wt. each	Ctn. Qty.	Price
AWDP3120	AW-D-P-3-120	785988012862	Marker light, LED, FAA, Dual head, 3/4" and 1" Hub, Red	●				7.0	EA	
AWSP3120	AW-S-P-3-120	785988012855	Marker light, LED, FAA, Single head, 3/4" and 1" Hub, Red	●				4.0	EA	



Lightwatt® Industrial Low Bay Includes Lamp



Regional Distribution Center Stock List

Part Number	Catalog Number	UPC Code	Description	CA 03	IL 06	PA 10	SC 07	Wt. each	Ctn. Qty.	Price
LWP150P8AWH	LWP-150P8-A-WH	785988011780	Lowbay, Lightwatt, Pendant, 150w PS, Acrylic, White				●	19.0	EA	







ALF Linear LED Floodlight



3S SCHEDULED STOCK SHIPMENTS Regional Distribution Center Stock List

Part Number	Catalog Number	UPC Code	Description	CA 03	IL 06	PA 10	SC 07	Wt. each	Ctn. Qty.	Price
ALF12LU5KBZ	ALF-12LU-5K-BZ	785988020713	Flood, Linear, 23w LED, 120-277V, Wide, Bronze	●	●	●	●	8.0	EA	
ALF6LU5KBZ	ALF-6LU-5K-BZ	785988109168	Flood, Linear, 11w LED, 120-277V, Wide beam, Bronze	●	●	●	●	4.0	EA	



F Series LED Floodlights



3S SCHEDULED STOCK SHIPMENTS Regional Distribution Center Stock List

Part Number	Catalog Number	UPC Code	Description	CA 03	IL 06	PA 10	SC 07	Wt. each	Ctn. Qty.	Price
FSL7	FSL-7	785988030675	Flood, 27w LED, 120-277V, Wide beam, Bronze	●	●	●	●	4.6	EA	
FSL7PC1	FSL-7-PC1	785988030736	Flood, 27w LED, 120V, Wide beam, Bronze, PC	●	●		●	4.6	EA	
FML14	FML-14	785988030682	Flood, 53w LED, 120-277V, Wide beam, Bronze	●	●	●	●	7.7	EA	
FML14PC1	FML-14-PC1	785988030743	Flood, 53w LED, 120V, Wide beam, Bronze, PC	●	●	●		7.7	EA	
FLL28L	FLL-28L	785988030934	Flood, 100w LED, 120-277V, Wide beam, Bronze	●	●	●	●	20.0	EA	
FXL56L	FXL-56L	785988030941	Flood, 200w LED, 120-277V, Wide beam, Bronze	●	●	●	●	32.0	EA	



Quartzlitter® LED Flood



3S SCHEDULED STOCK SHIPMENTS Regional Distribution Center Stock List

Part Number	Catalog Number	UPC Code	Description	CA 03	IL 06	PA 10	SC 07	Wt. each	Ctn. Qty.	Price
QL10WLED	QL-10WLED	785988010356	Floodlight, Square housing, 10w LED, 120V, Gray	●				5.0	EA	



Quartzliter® Floods

3 SCHEDULED STOCK SHIPMENTS

Regional Distribution Center Stock List

Part Number	Catalog Number	UPC Code	Description	CA 03	IL 06	PA 10	SC 07	Wt. each	Ctn. Qty.	Price
QL1505	QL-1505	785988464487	Quartzliter, 900-1500w, Gray, Less lamp	●	●	●	●	6.0	EA	
QL505	QL-505	785988464340	Quartzliter, 300- 500w, Gray, Less lamp	●	●	●	●	4.0	EA	
QL505BZ	QL-505-BZ	785988465682	Quartzliter, 300-500w, Bronze, Less lamp		●			4.0	EA	
QL-5G	QL-5G	785988991839	Wire guard for QL505 Series, Plated	●				1.0	EA	



Quartz Worklights

3 SCHEDULED STOCK SHIPMENTS

Regional Distribution Center Stock List

Part Number	Catalog Number	UPC Code	Description	CA 03	IL 06	PA 10	SC 07	Wt. each	Ctn. Qty.	Price
QWL1000T	QWL-1000T	785988019151	Quartz worklight, 2 x 500w, 120V Tripod mount, "2 in 1" design, 5' cord set with individual switching, Protective guards, with lamps		●	●		27.0	EA	
QWL150C	QWL-150C	785988004683	Quartz worklight, 150w, 120V, Clamp/hook mount, 5' cord set with switch, Protective guard, with lamp		●			2.0	EA	
QWL500S	QWL-500S	785988004690	Quartz worklight, 500w, 120V, Hand stand, 5' cord set with switch, 2 Lamps- 500w / 300w included		●			4.0	EA	



"Q" Series Quartz

3 SCHEDULED STOCK SHIPMENTS

Regional Distribution Center Stock List

Part Number	Catalog Number	UPC Code	Description	CA 03	IL 06	PA 10	SC 07	Wt. each	Ctn. Qty.	Price
Q150B	Q-150-B	785988465736	Quartz, 150w, 120V, Bronze, with Lamp		●	●		1.5	EA	
Q150W	Q-150-W	785988465743	Quartz, 150w, 120V, White, with Lamp	●				1.5	EA	
Q300B	Q-300-B	785988465712	Quartz, 300w, 120V, Bronze, with Lamp		●	●		2.6	EA	
Q300W	Q-300-W	785988465729	Quartz, 300w, 120V, White, with Lamp	●				2.6	EA	
Q500B	Q-500-B	785988465699	Quartz, 500w, 120V, Bronze, with Lamp	●	●	●	●	3.0	EA	
Q500W	Q-500-W	785988465705	Quartz, 500w, 120V, White, with Lamp		●	●		3.0	EA	



Facade Floods

Regional Distribution Center Stock List

Part Number	Catalog Number	UPC Code	Description	CA 03	IL 06	PA 10	SC 07	Wt. each	Ctn. Qty.	Price
F042F8	F-042F8	785988005598	Flood, Façade, 42w CFL, 120-277V, with Lamp	●				6.0	EA	
F050H1	F-050H1	785988206346	Flood, Façade, 50w PS, 120V, with Lamp	●				8.0	EA	
F070H1	F-070H1	785988206353	Flood, Façade, 70w PS, Quad-Tap, with Lamp	●				11.0	EA	
F070S1	F-070S1	785988206315	Flood, Façade, 70w HPS, 120V, with Lamp	●				5.0	EA	
F100H1	F-100H1	785988206360	Flood, Façade, 100w PS, Quad-Tap, with Lamp		●	●	●	11.0	EA	
F150S1	F-150S1	785988206339	Flood, Façade, 150w HPS, 120V, with Lamp	●	●	●		6.0	EA	



Microliter® Floodlights

Regional Distribution Center Stock List

Part Number	Catalog Number	UPC Code	Description	CA 03	IL 06	PA 10	SC 07	Wt. each	Ctn. Qty.	Price
MIC0070H358	MIC-0070H-358	785988670321	Flood, Compact, 70w PS, Quad-Tap, Bronze, with Lamp			●			12.0	EA
MIC0070S651	MIC-0070S-651	785988670109	Flood, Compact, 70w HPS, 120V, Bronze, with Lamp		●				12.0	EA
MIC0100H358	MIC-0100H-358	785988670116	Flood, Compact, 100w PS, Quad-Tap, Bronze, with Lamp		●		●		13.0	EA
MIC0150P338	MIC-0150P-338	785988007929	Flood, Compact, 150w PS, Quad-Tap, Narrow beam, Bronze, with Lamp		●				14.0	EA
MIC0150P358	MIC-0150P-358	785988007912	Flood, Compact, 150w PS, Quad-Tap, Medium beam, Bronze, with Lamp	●	●	●	●		14.0	EA



Miniliter® LED Floods



5-Day Quick Ship Ordering Guide Order Limit Per Fixture Selection: 15

CATALOG NUMBER	DESCRIPTION	CCT	LUMENS	WATTS
MHS-Y-30LU-5K-W-BZ	Flood, Yoke, 30 LED, 120-277V, Wide Beam, Bronze	5000K	6164	71

10-Day Quick Ship Ordering Guide Order Limit Per Fixture Selection: 15

MHS	-		-	30L		U	-		-		-	BZ	-	
SERIES		MOUNTING		NUMBER OF LEDs		VOLTAGE		CCT		BEAM		FINISH		OPTIONS
MHS Miniliter®		Y Yoke K Knuckle		30L 30 LEDs		U 120-277V		4K 4000K 5K 5000K		M 4x4 N 2x2 W 6x6		BZ Bronze		PC1 Button photocontrol, 120V PC4 Button photocontrol, 277V



Miniliter® V Floodlight Series

35 SCHEDULED STOCK SHIPMENTS

Regional Distribution Center Stock List

Part Number	Catalog Number	UPC Code	Description	CA 03	IL 06	PA 10	SC 07	Wt. each	Ctn. Qty.	Price
MHSK250P8	MHS-K250P8	785988008018	Flood, Knuckle, 250w PS, Quad-Tap, Bronze, with Lamp	●		●		27.0	EA	
MHSK400P8	MHS-K400P8	785988007981	Flood, Knuckle, 400w PS, Quad-Tap, Bronze, with Lamp		●	●	●	31.0	EA	
MHSY150P8	MHS-Y150P8	785988007974	Flood, Yoke, 150w PS, Quad-Tap, Bronze, with Lamp		●			21.0	EA	
MHSY150S8	MHS-Y150S8	785988698752	Flood, Yoke, 150w HPS, Quad-Tap, Bronze, with Lamp	●				23.0	EA	
MHSY250P8	MHS-Y250P8	785988007967	Flood, Yoke, 250w PS, Quad-Tap, Bronze, with Lamp	●	●	●	●	22.0	EA	
MHSY250S8	MHS-Y250S8	785988698745	Flood, Yoke, 250WHPS, Quad-Tap, Bronze, with Lamp		●	●		24.0	EA	
MHSY400P5	MHS-Y400P5	785988007950	Flood, Yoke, 400w PS, 480V, Bronze, with Lamp	●				26.0	EA	
MHSY400P8	MHS-Y400P8	785988007936	Flood, Yoke, 400w PS, Quad-Tap, Bronze, with Lamp	●	●	●	●	26.0	EA	
MHSY400S5	MHS-Y400S5	785988698707	Flood, Yoke, 400w HPS, 480V, Bronze, with Lamp	●				28.0	EA	
MHSY400S8	MHS-Y400S8	785988698714	Flood, Yoke, 400w, HPS, Quad-Tap, Bronze, with Lamp	●	●	●		28.5	EA	



Magnuliter® Floodlight MV Series

35 SCHEDULED STOCK SHIPMENTS

Regional Distribution Center Stock List

Part Number	Catalog Number	UPC Code	Description	CA 03	IL 06	PA 10	SC 07	Wt. each	Ctn. Qty.	Price
MVK1000H268	MVK-1000H-268	785988656455	Flood, Knuckle, 1000w MH, Quad-Tap, Bronze, with Lamp		●	●		47.0	EA	
MVM1000H265 ¹	MVM-1000H-265	785988655793	Flood, Yoke, 1000w MH, 480V, Bronze, with Lamp		●			44.0	EA	
MVM1000H268 ¹	MVM-1000H-268	785988652372	Flood, Yoke, 1000w MH, Quad-Tap, Bronze, with Lamp	●	●	●	●	44.0	EA	

¹ Cord on MVM style only included

QS₁₀ 10-Day Quick Ship Ordering Guide

Order Limit Per Fixture Selection: 15

MV SERIES — Vertical lamp position. Features wide, uniform beam distribution. (Coverage is four times set back distance)

CATALOG NUMBER	MOUNT	PHOTOMETRY NEMA/IES H° X V°	WATTAGE	WEIGHT LBS. (KG)	EPA FT ² (M ²)
MVM-0400P-268	Trunnion mount, Bronze	7(146°) x 6(119°)	400 PSMH	41 (18.6)	2.3 (.22)
MVM-0400P-268-LP	Trunnion mount, Bronze, Lamp	7(146°) x 6(119°)	400 PSMH	41 (18.6)	2.3 (.22)



LNC2-12LU

LNC2-18LU

LNC2® LED Wallpacks



Regional Distribution Center Stock List

Part Number	Catalog Number	UPC Code	Description	CA 03	IL 06	PA 10	SC 07	Wt. each	Ctn. Qty.	Price
LNC212LU5K31	LNC2-12LU-5K-3-1	785988030071	Wallpack, Zero uplight, 28w LED 120-277V, 5000K, III, Bronze	•	•	•	•	7.0	EA	
LNC212LU5K31PC1	LNC2-12LU-5K-3-1-PC-1	785988030088	Wallpack, Zero uplight, 28w LED 120V, 5000K, III, Bronze, PC	•	•	•		7.0	EA	
LNC218LU5K31	LNC2-18LU-5K-3-1	785988021031	Wallpack, Zero uplight, 45w LED 120-277V, 5000K, III, Bronze	•	•	•	•	7.0	EA	
LNC218LU5K31PC1	LNC2-18LU-5K-3-1-PC-1	785988030347	Wallpack, Zero uplight, 45w LED 120V, 5000K, III, Bronze, PC	•	•	•		7.0	EA	



10-Day Quick Ship Ordering Guide

Order Limit Per Fixture Selection: 15

LNC2	-		-		-	1	-	
SERIES	NUMBER OF LEDS/SOURCE/VOLTAGE		CCT	IES DISTRIBUTION	FINISH	OPTIONS		
LNC2 LNC2 no uplight	12LU 12 LEDs, 29w input, Universal voltage 120-277V	18LU 18 LEDs, 45w input, Universal voltage 120-277V	4K 4000K nominal 5K 5000K nominal	3 Type III 4 Type IV	1 Bronze	PC1 Button photo-control, 120V PC4 Button photo-control, 277V		



LNC-5LU

LNC-7LU

LNC-9LU

LNC® LED Wallpacks



Regional Distribution Center Stock List

Part Number	Catalog Number	UPC Code	Description	CA 03	IL 06	PA 10	SC 07	Wt. each	Ctn. Qty.	Price
LNC5LU5K	LNC-5LU-5K	785988020645	Wallpack, Zero uplight, LED 13w, 120-277V, Bronze	•	•	•	•	4.0	EA	
LNC5LU5KPC	LNC-5LU-5K-PC	785988020652	Wallpack, Zero uplight, LED 13w, 120V, PC, Bronze	•	•	•		4.0	EA	
LNC7LU5K31	LNC-7LU-5K-3-1	785988020669	Wallpack, LNC, 16w LED, 120-277V, 5K, III, Bronze	•	•	•	•	4.0	EA	
LNC9LU5K31	LNC-9LU-5K-3-1	785988020683	Wallpack, LNC, 21w LED, 120-277V, 5K, III, Bronze	•	•	•	•	4.0	EA	



LNC® LED Wallpacks



QS7.5 5-Day Quick Ship Ordering Guide

Order Limit Per Fixture Selection: 15

CATALOG NUMBER	DESCRIPTION	CCT	WT. EACH	LUMENS	WATTS
LNC-7LU-5K-3-1-PC1	Wallpack, No uplight, LNC, 16w LED, 120-277V, Type III, Bronze, Photocontrol	5000K	4.0	1140	16
LNC-9LU-5K-3-1-PC1	Wallpack, No uplight, LNC, 21w LED, 120-277V, Type III, Bronze, Photocontrol	5000K	7.0	1460	21

QS10 10-Day Quick Ship Ordering Guide

Order Limit Per Fixture Selection: 15

SERIES	NUMBER OF LEDs/SOURCE/VOLTAGE	CCT	IES DISTRIBUTION	FINISH	OPTIONS
LNC	7LU 7 LEDs, 16w input, 120-277V 9LU 9 LEDs, 21w input, 120-277V	4K 4000K nominal 5K 5000K nominal	3 Type III 4 Type IV	1 Bronze 2 Black 3 Gray 4 White 5 Platinum	PC(X) Button photo-control, replace X with voltage, specify 1-120V, 2-208V, 3-240V, 4-277V



ALF Linear LED Wallpacks



3 SCHEDULED STOCK SHIPMENTS Regional Distribution Center Stock List

Part Number	Catalog Number	UPC Code	Description	CA 03	IL 06	PA 10	SC 07	Wt. each	Ctn. Qty.	Price
ALFW6LU5KBZ	ALFW-6LU-5K-BZ	785988020621	Flood, Wall, 11w LED, 120-277V, Wide, Bronze	●		●		5.0	EA	
ALFW6LU5KBZPC	ALFW-6LU-5K-BZ-PC	785988020638	Flood, Wall, 11w LED, 120V, PC, Wide, Bronze	●		●		5.0	EA	



NRG® – 1100 Full Cut-off Wallpacks

3 SCHEDULED STOCK SHIPMENTS Regional Distribution Center Stock List

Part Number	Catalog Number	UPC Code	Description	CA 03	IL 06	PA 10	SC 07	Wt. each	Ctn. Qty.	Price
NRG1111W	NRG-1111-W	785988004348	Wallpack, Compact, Zero uplight, 100w PS, 120/277/347V, White, with Lamp	●				12.0	EA	
NRG1112W	NRG-1112-W	785988004386	Wallpack, Compact, Zero uplight, 100w HPS, 120/277/347V, White, with Lamp	●				10.0	EA	
NRG1143W	NRG-1143-W	785988004409	Wallpack, Compact, Zero uplight, 42w CFL 120-277V, White, with Lamp	●				7.0	EA	
NRG1151W	NRG-1151-W	785988004300	Wallpack, Compact, Zero uplight, 50w PS, 120/277V, White, with Lamp	●				9.0	EA	
NRG1171B	NRG-1171-B	785988004317	Wallpack, Compact, Zero uplight, 70w PS, 120/277/347V, Bronze, with Lamp	●				11.0	EA	
NRG1171W	NRG-1171-W	785988004324	Wallpack, Compact, Zero uplight, 70w PS, 120/277/347V, White, with Lamp	●				11.0	EA	
NRG1172W	NRG-1172-W	785988004362	Wallpack, Compact, Zero uplight, 70w HPS, 120/277/347V, White, with Lamp	●				9.0	EA	



Perimaliter III® LED Wallpack Series



3 SCHEDULED STOCK SHIPMENTS Regional Distribution Center Stock List

Part Number	Catalog Number	UPC Code	Description	CA 03	IL 06	PA 10	SC 07	Wt. each	Ctn. Qty.	Price
PGM330LU4KBZ	PGM3-30LU-4K-BZ	785988029693	Wallpack, Glass refractor, LED, 4000K, 120-277V, Bronze	●	●	●		12.0	EA	
PGM330LU5KBZ	PGM3-30LU-5K-BZ	785988029686	Wallpack, Glass refractor, LED, 5000K, 120-277V, Bronze	●	●	●	●	21.0	EA	
PVL330LU4KBZ	PVL3-30LU-4K-BZ	785988029679	Wallpack, Polycarbonate refractor, LED, 4000K, 120-277V, Bronze	●	●	●		12.0	EA	
PVL330LU5KBZ	PVL3-30LU-5K-BZ	785988029662	Wallpack, Polycarbonate refractor, LED, 5000K, 120-277V, Bronze	●	●	●		12.0	EA	

QS 10 10-Day Quick Ship Ordering Guide Order Limit Per Fixture Selection: 15

<input type="text"/>	-	<input type="text" value="30LU"/>	-	<input type="text"/>	-	<input type="text" value="3"/>	-	<input type="text" value="BZ"/>	-	<input type="text"/>
SERIES	NUMBER OF LEDS/SOURCE/VOLTAGE		CCT	DRIVE CURRENT	FINISH	OPTIONS				
PGM3 Glass Refractor PVL3 Polycarbonate Refractor	30LU	30 LEDs, 120-277V	4K 4000K nominal 5K 5000K nominal	BLANK-700mA 035-350mA	BZ Bronze	PC1 Button photo-control, 120V PC4 Button photo-control, 277V				



Perimaliter® III PVL Series Polycarbonate Refractor Wallpacks

3 SCHEDULED STOCK SHIPMENTS Regional Distribution Center Stock List

Part Number	Catalog Number	UPC Code	Description	CA 03	IL 06	PA 10	SC 07	Wt. each	Ctn. Qty.	Price
PVL3070S18BZ	PVL3-070S-18-BZ	785988005895	Wallpack, 70w HPS, Quad-Tap, Bronze	●				13.0	EA	
PVL3070S18BZL	PVL3-070S-18-BZ-L	785988005901	Wallpack, 70w HPS, Quad-Tap, Bronze, with Lamp		●			13.0	EA	
PVL3100P18BZL	PVL3-100P-18-BZ-L	785988005918	Wallpack, 100w PS, Quad-Tap, Bronze, with Lamp			●		15.0	EA	
PVL3100S18BZ	PVL3-100S-18-BZ	785988005925	Wallpack, 100w HPS, Quad-Tap, Bronze	●				18.0	EA	
PVL3100S18BZL	PVL3-100S-18-BZ-L	785988005932	Wallpack, 100w HPS, Quad-Tap, Bronze, with Lamp			●		18.0	EA	
PVL3150P18BZ	PVL3-150P-18-BZ	785988008452	Wallpack, 150w PS, Quad-Tap, Bronze			●		20.0	EA	
PVL3150P18BZL	PVL3-150P-18-BZ-L	785988008469	Wallpack, 150w PS, Quad-Tap, Bronze, with Lamp	●	●	●	●	20.0	EA	
PVL3150S18BZ	PVL3-150S-18-BZ	785988005956	Wallpack, 150w HPS, Quad-Tap, Bronze	●				18.0	EA	
PVL3150S18BZL	PVL3-150S-18-BZ-L	785988005963	Wallpack, 150w HPS, Quad-Tap, Bronze, with Lamp	●		●		18.0	EA	
PVL3150S51BZL	PVL3-150S-51-BZ-L	785988007844	Wallpack, 150w HPS, Quad-Tap, Bronze, with Lamp		●	●		13.0	EA	
PVL3242F18BZL	PVL3-242F-18-BZ-L	785988015948	Wallpack, 2x42w CFL, Quad-Tap, Bronze, with Lamp	●		●		12.0	EA	
PVL3242F18BZL2BOC	PVL3-242F-18-BZ-L-2BOC	785988015955	Wallpack, 2x42w CFL, Quad-Tap, with two 0°C batteries, Bronze, with Lamps		●			17.0	EA	
PVL3V	PVL-3V	785988012077	Visor, Zero upright, Bronze, PVL3/ PGL/ PRS/ PGS		●			6.0	EA	




Perimaliter III® PGL Series - Glass Refractor Wallpacks



35 SCHEDULED STOCK SHIPMENTS

Regional Distribution Center Stock List

Part Number	Catalog Number	UPC Code	Description	CA 03	IL 06	PA 10	SC 07	Wt. each	Ctn. Qty.	Price
80033990104	800-3399-0104	785988391646	Replacement refractor/door Assy for PGM, Bronze	●	●	●	●	8.0	EA	
PGL250P1281LP	PGL-250P-128-1-LP	785988566662	Wallpack, 250w PS, Quad-Tap, Bronze, with Lamp		●	●		28.0	EA	
PGL350P1281LP	PGL-350P-128-1-LP	785988566679	Wallpack, 350w PS, Quad-Tap, Bronze, with Lamp		●	●	●	30.3	EA	
PGM3070S18BZ	PGM3-070S-18-BZ	785988008582	Wallpack, 70w HPS, Quad-Tap, Bronze	●				23.0	EA	
PGM3100P18BZL	PGM3-100P-18-BZ-L	785988005789	Wallpack, 100w PS, Quad-Tap, Bronze, with Lamp		●			25.0	EA	
PGM3100S18BZ	PGM3-100S-18-BZ	785988008605	Wallpack, 100w HPS, Quad-Tap, Bronze		●			24.0	EA	
PGM3150P18BZ	PGM3-150P-18-BZ	785988019236	Wallpack, 150w PS, Quad-Tap, Bronze			●		25.0	EA	
PGM3150P18BZL	PGM3-150P-18-BZ-L	785988008568	Wallpack, 150w PS, Quad-Tap, Bronze, with Lamp	●	●	●	●	25.0	EA	
PGM3150S18BZ	PGM3-150S-18-BZ	785988005796	Wallpack, 150w HPS, Quad-Tap, Bronze	●				25.0	EA	
PGM3150S18BZL	PGM3-150S-18-BZ-L	785988005819	Wallpack, 150w HPS, Quad-Tap, Bronze, with Lamp		●			25.0	EA	
PGM3250P18BZ	PGM3-250P-18-BZ	785988019243	Wallpack, 250w PS, Quad-Tap, Bronze			●		27.0	EA	
PGM3250P18BZL	PGM3-250P-18-BZ-L	785988008575	Wallpack, 250w PS, Quad-Tap, Bronze, with Lamp	●	●	●	●	27.0	EA	
PGM3250S18BZ	PGM3-250S-18-BZ	785988005864	Wallpack, 250w HPS, Quad-Tap, Bronze	●				33.0	EA	
PGM3250S18BZL	PGM3-250S-18-BZ-L	785988005871	Wallpack, 250w HPS, Quad-Tap, Bronze, with Lamp				●	33.0	EA	




WGH LED Series - Low Profile Glass Refractor Wallpack



35 SCHEDULED STOCK SHIPMENTS

Regional Distribution Center Stock List

Part Number	Catalog Number	UPC Code	Description	CA 03	IL 06	PA 10	SC 07	Wt. each	Ctn. Qty.	Price
WGH110L4KUM	WGH-110L-4K-U-M	785988031139	Wallpack, Glass refractor, 54w LED, 120-277V, Medium, 4000K	●	●	●	●	12.0	EA	
WGH225L4KUL	WGH-225L-4K-U-L	785988031146	Wallpack, Glass refractor, 100w LED, 120-277V, Large, 4000K	●	●	●	●	12.0	EA	




WGH Series – Horizontal Lamp Low Profile Wallpacks



Regional Distribution Center Stock List

Part Number	Catalog Number	UPC Code	Description	CA 03	IL 06	PA 10	SC 07	Wt. each	Ctn. Qty.	Price
WGH70H	WGH-70H	785988465842	Wallpack, Glass refractor, 70w PS, Quad-Tap, Bronze, with Lamp		●		●	9.0	EA	
WGH100H	WGH-100H	785988465859	Wallpack, Glass refractor, 100w PS, Quad-Tap, Bronze, with Lamp	●	●	●	●	10.0	EA	
WGH150P	WGH-150P	785988005680	Wallpack, Glass refractor, 150w PS, Quad-Tap, Bronze, with Lamp	●	●	●	●	11.8	EA	
WGH150S	WGH-150S	785988465934	Wallpack, Glass refractor, 150w HPS, Quad-Tap, Bronze, with Lamp	●	●	●		17.0	EA	
WGH250P	WGH-250P	785988005697	Wallpack, Glass refractor, 250w PS, Quad-Tap, Bronze, with Lamp	●	●	●	●	34.0	EA	
WGH400P	WGH-400P	785988005727	Wallpack, Glass refractor, 400w PS, Quad-Tap, Bronze, with Lamp	●	●	●	●	37.0	EA	
WGH84F	WGH-84F	785988005642	Wallpack, Glass refractor, Quad-Tap, Bronze, with 2x42w CFL lamps	●				10.0	EA	



Compact WPH Refractor Wallpacks



Regional Distribution Center Stock List

Part Number	Catalog Number	UPC Code	Description	CA 03	IL 06	PA 10	SC 07	Wt. each	Ctn. Qty.	Price
WPH100S	WPH-100S	785988465873	Polycarbonate refractor, 100w HPS, 120V, Bronze, with Lamp		●			8.0	EA	
WPH70S	WPH-70S	785988465866	Polycarbonate refractor, 70w HPS, 120V, Bronze, with Lamp	●				16.0	EA	



NRG® LED Decorative Compact Wallpack



Regional Distribution Center Stock List

Part Number	Catalog Number	UPC Code	Description	CA 03	IL 06	PA 10	SC 07	Wt. each	Ctn. Qty.	Price
NRG312LU5KBZ	NRG-312LU-5K-BZ	785988030026	Wallpack, 18w LED, 120-277V, 5000K, Bronze	●	●	●	●	6.0	EA	
NRG312LU5KBZPC	NRG-312LU-5K-BZ-PC	785988030033	Wallpack, 18w LED, 120V, PC, 5000K, Bronze	●	●	●	●	6.0	EA	



NRG® 300B Vandal Resistant Perimeter Wallpacks



35 SCHEDULED STOCK SHIPMENTS

Regional Distribution Center Stock List

Part Number	Catalog Number	UPC Code	Description	CA 03	IL 06	PA 10	SC 07	Wt. each	Ctn. Qty.	Price
NRG301B	NRG-301B	785988656714	Wallpack, Vandal resistant, 50w HPS, 120V, with Lamp, Bronze	●				6.0	EA	
NRG301BPC	NRG-301B-PC	785988465811	Wallpack, Vandal resistant, 50w HPS, 120V, PC, with Lamp, Bronze	●	●	●		5.0	EA	
NRG304B	NRG-304B	785988567164	Wallpack, Vandal resistant, 42w CFL, 120V, with Lamp, Bronze	●	●	●		5.0	EA	
NRG304BMS	NRG-304B-MS	785988019175	Wallpack, Vandal resistant, 42w CFL, 120V, with Motion sensor, Lamp, Bronze	●				5.0	EA	
NRG304BPC	NRG-304B-PC	785988465835	Wallpack, Vandal resistant, 42w CFL, 120V, PC, with Lamp, Bronze	●	●	●		4.0	EA	
NRG304BPCW	NRG-304B-PC-W	785988005611	Wallpack, Vandal resistant, 42w CFL, 120V, PC, White, with Lamp, Bronze	●				6.0	EA	
NRG306BPC	NRG-306B-PC	785988567102	Wallpack, Vandal resistant, 26w CFL, 120V, PC, with Lamp, Bronze	●				6.0	EA	
NRG306BPCW	NRG-306B-PC-W	785988005628	Wallpack, Vandal resistant, 26w CFL, 120V, PC, White, with Lamp, Bronze	●				6.0	EA	
NRG307B	NRG-307B	785988567157	Wallpack, Vandal resistant, 70w HPS, 120V, with Lamp, Bronze	●	●			6.0	EA	
NRG307BPC	NRG-307B-PC	785988465828	Wallpack, Vandal resistant, 70w HPS, 120V, PC, with Lamp, Bronze	●	●	●	●	6.0	EA	
NRG350B	NRG-350B	785988567133	Wallpack, Vandal resistant, 50w PS, 120V, with Lamp, Bronze	●	●			5.0	EA	
NRG350BPC	NRG-350B-PC	785988567126	Wallpack, Vandal resistant, 50w PS, PC, 120V, with Lamp, Bronze	●	●	●		5.0	EA	



NRG® 200B Decorative Compact Wallpacks*



35 SCHEDULED STOCK SHIPMENTS

Regional Distribution Center Stock List

Part Number	Catalog Number	UPC Code	Description	CA 03	IL 06	PA 10	SC 07	Wt. each	Ctn. Qty.	Price
NRG204B	NRG-204B	785988019304	Wallpack, Decorative compact, 42w CFL, 120-277V, Bronze, Lamp	●				6.0	EA	
NRG204BMS	NRG-204BMS	785988020328	Wallpack, Decorative compact, 42w CFL, 120V Motion sensor, Bronze, Lamp	●				7.0	EA	
NRG204BPC	NRG-204B-PC	785988021311	Wallpack, Decorative compact, 42w CFL, 120V, Photocontrol, Bronze, Lamp	●				6.0	EA	
NRG206BPC	NRG-206B-PC	785988022298	Wallpack, Decorative compact, 26w CFL, 120V, Photocontrol, Bronze, Lamp	●				6.0	EA	
NRG250B	NRG-250B	785988025274	Wallpack, Decorative compact, 50w PS, 120V, Bronze, Lamp	●				6.0	EA	
NRG250BPC	NRG-250B-PC	785988026281	Wallpack, Decorative compact, 50w PS, 120V, Photocontrol, Bronze, Lamp	●				6.0	EA	

* Subject to availability



GSL Garage/Surface LED Series



Regional Distribution Center Stock List

Part Number	Catalog Number	UPC Code	Description	CA 03	IL 06	PA 10	SC 07	Wt. each	Ctn. Qty.	Price
GSL15L	GSL-15L	785988030972	Garage/Canopy/Ceiling mount, 55w, 4000K, Symmetric/Asymmetric distribution, Gray	•	•	•		13.8	EA	
GSL21L	GSL-21L	785988030989	Garage/Canopy/Ceiling mount, 75w, 4000K, Symmetric/Asymmetric distribution, Gray	•	•	•		13.8	EA	



NRG® 4000 LED Lumasquare® Series



Regional Distribution Center Stock List


Part Number	Catalog Number	UPC Code	Description	CA 03	IL 06	PA 10	SC 07	Wt. each	Ctn. Qty.	Price
NRG-4-30LU-4K-BZ	NRG-4-30LU-4K-BZ	785988030972	Ceiling Mount, 71w, 30LED, 4000K, 120-277V, Bronze, DLC listed SKU	•	•	•		13.9	EA	
NRG-4-30LU-4K-BZ	NRG-4-30LU-5K-BZ	785988030989	Ceiling Mount, 71w, 30LED, 5000K, 120-277V, Bronze	•	•	•		13.9	EA	



5-Day Quick Ship Ordering Guide

Order Limit Per Fixture Selection: 15

CATALOG NUMBER	DESCRIPTION	CCT	WT. EACH	LUMENS	WATTS
NRG-4-30LU-4K-035-BZ	Ceiling mount, 35w, 30 LEDs, 120-277V, Bronze	4000K	13.9	3355	35w
NRG-4-30LU-5K-035-BZ	Ceiling mount, 35w, 30 LEDs, 120-277V, Bronze	5000K	13.9	3543	35w




NRG® 4000 Lumasquare® Series



10-Day Quick Ship Ordering Guide

Order Limit Per Fixture Selection: 15

CATALOG NUMBER	DESCRIPTION	WT. EACH	WATTS
NRG-401	Ceiling mount, 10" Sq, 50w HPS, 120V, with Lamp	7.0	50
NRG-413P8	Ceiling mount, 14" Sq, 100w PS, Quad-Tap, with Lamp	17.0	100
NRG-415P8	Ceiling mount, 14" Sq, 150w PS, Quad-Tap, with Lamp	19.0	150



S Series Vandal Resistant

3S SCHEDULED STOCK SHIPMENTS

Regional Distribution Center Stock List

Part Number	Catalog Number	UPC Code	Description	CA 03	IL 06	PA 10	SC 07	Wt. each	Ctn. Qty.	Price
S942F	S9-42F	785988005116	Surface square, 9" Wet location, 42w CFL, 120-277V, Low profile, Polycarbonate refractor, TP screws, Lamp	●				1.0	EA	
S970H	S9-70H	785988005086	Surface square, 9" Wet location, 70w PS, Quad-Tap, Polycarbonate refractor, TP screws, Lamp, Bronze	●	●	●	●	10.3	EA	
S12100H	S12-100H	785988005123	Surface square, 12" Wet location, 100w PS, Quad-Tap, Polycarbonate refractor, TP screws, Lamp, Bronze	●	●	●		15.0	EA	
S12150P	S12-150P	785988008483	Surface square, 12" Wet location, 150w PS, Quad-Tap, Polycarbonate refractor, TP screws, Lamp, Bronze		●	●	●	16.0	EA	



R Series Vandal Resistant

3S SCHEDULED STOCK SHIPMENTS

Regional Distribution Center Stock List

Part Number	Catalog Number	UPC Code	Description	CA 03	IL 06	PA 10	SC 07	Wt. each	Ctn. Qty.	Price
R12100H	R12-100H	785988005215	Surface round, 12" Wet location, 100w PS, Quad-Tap, Polycarbonate refractor, TP screws, Lamp, Bronze	●				15.0	EA	
R970H	R9-70H	785988005178	Surface round, 9" Wet location, 70w PS, Quad-Tap, Polycarbonate refractor, TP screws, Lamp, Bronze	●				10.0	EA	
R970S	R9-70S	785988005185	Surface round, 9" Wet location, 70w HPS, Quad-Tap, Polycarbonate refractor, TP screws, Lamp, Bronze	●				10.0	EA	



Multi-purpose Dusk-to-Dawn LED



3S SCHEDULED STOCK SHIPMENTS

Regional Distribution Center Stock List

Part Number	Catalog Number	UPC Code	Description	CA 03	IL 06	PA 10	SC 07	Wt. each	Ctn. Qty.	Price
DDL9L1	DDL-9L1	785988030699	Dusk-to-Dawn multi-purpose, 40w LED, 5000K, 120V, Gray, with Arm	●	●	●	●	7	EA	
DDL140L1	DDL-140L1	785988031122	Dusk-to-Dawn multi-purpose, 43.5w, 5000K, High lumen, 120V, Gray, with Arm	●	●	●	●	7	EA	
DDL56L4K1NA	DDL-56L-4K-1-NA	785988030699	Dusk-to-Dawn multi-purpose, 30w LED, 4000K, 120V, Gray, no Arm	●	●	●	●	6	EA	



DD Series – Dusk to Dawn



Regional Distribution Center Stock List

Part Number	Catalog Number	UPC Code	Description	CA 03	IL 06	PA 10	SC 07	Wt. each	Ctn. Qty.	Price
DDR100S	DDR-100S	785988466146	30" Alum arm, 12" Head, 100w HPS, 120V, Kit with lamp		●			7.0	EA	
DDR150S	DDR-150S	785988466153	30" Alum arm, 12" Head, 150w HPS 120V, Kit with lamp		●	●		7.0	EA	
DDR5AP	DDR-5AP	785988466184	Replacement optical assembly with latches for DDR fixtures		●			2.0	EA	
DDS100P	DDS-100P	785988012060	24" Alum arm, 12" Screw-on optics, 100w PS, 120V, Kit with lamp, UL approved	●	●	●	●	6.0	EA	
DDS100PL	DDS-100PL	785988020997	24" Alum arm, 12" Latch-on optic, 100w PS, 120V, with lamp	●				6.0	EA	
DDS100S	DDS-100S	785988466122	24" Alum arm, 12" Screw-on optics, 100w HPS, 120V, Kit with lamp, UL approved		●	●		5.0	EA	
DDS150S	DDS-150S	785988466139	24" Alum arm, 12" Screw-on optics, 150w HPS, 120V, Kit with lamp, UL approved	●	●	●	●	7.0	EA	
DDS65F	DDS-65F	785988014248	24" Alum arm, 12" Screw-on optics, 65w CFL, 120V, Kit with lamp, UL approved		●		●	4.0	EA	
DDS70S	DDS-70S	785988466115	24" Alum arm, 12" Screw-on optics, 70w HPS, 120V, Kit with lamp, UL approved				●	5.0	EA	



LED Vaportites



Regional Distribution Center Stock List

Part Number	Catalog Number	UPC Code	Description	CA 03	IL 06	PA 10	SC 07	Wt. each	Ctn. Qty.	Price
VBGL1	VBGL-1	785988030651	Ceiling mount vaportite, 12w LED, 120-277V, Platinum Silver	●	●			3.5	EA	
VWGL1	VWGL-1	785988030668	Wall mount vaportite, 12w LED, 120-277V, Platinum Silver	●	●	●	●	3.6	EA	

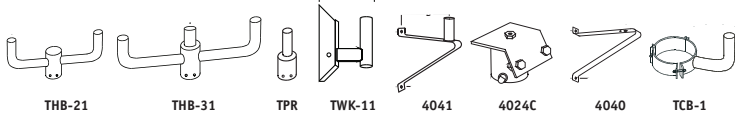


Wet Location Vaportites



Regional Distribution Center Stock List

Part Number	Catalog Number	UPC Code	Description	CA 03	IL 06	PA 10	SC 07	Wt. each	Ctn. Qty.	Price
VBGG-150	VBGG-150	785988467167	Globe & guard, 150w Incandescent, Ceiling/pendant, Platinum	●	●	●	●	3.0	EA	
VWGG-150	VWGG-150	785988467181	Globe & guard, 150w Incandescent, Wall box, Platinum	●	●	●	●	3.5	EA	



Mounting Brackets & Accessories

3 SCHEDULED STOCK SHIPMENTS Regional Distribution Center Stock List

Part Number	Catalog Number	UPC Code	Description	CA 03	IL 06	PA 10	SC 07	Wt. each	Ctn. Qty.	Price
4024C	4024C	785988310326	Slipfitter, 2 3/8" Tenon	•	•	•	•		2.0	
4040	4040	785988310555	Bracket, Wall mount	•	•	•	•		5.0	
4041	4041	785988310579	Bracket, Wall mount	•	•	•	•		7.0	
TCB1	TCB-1	785988496501	Pole clamp-on bracket, Bronze		•				15.0	
THB21	THB-21	785988498420	Accessory, Flood, Tenon, Two, Bronze	•	•	•	•		12.0	
THB31	THB-31	785988498437	Accessory, Flood, Tenon, Three, Bronze		•				30.0	
TPR3	TPR-3	785988500451	Accessory, Flood, Tenon, Reducer, Pole, Bronze		•				8.0	
TPR4	TPR-4	785988500505	Accessory, Flood, Tenon, Reducer, Pole, Bronze		•				9.0	
TWK11	TWK-11	785988502202	Bracket, Wall mount		•	•			15.0	



12V LED Lightscaper® Fixtures



3 SCHEDULED STOCK SHIPMENTS Regional Distribution Center Stock List

Part Number	Catalog Number	UPC Code	Description	CA 03	IL 06	PA 10	SC 07	Wt. each	Ctn. Qty.	Price
CB150	CB-150	785988015931	150ft, #14 low energy cable, Soft jacket		•	•		6.0	EA	
CB75	CB-75	785988015924	75ft, #14 low energy cable, Soft jacket		•			4.0	EA	
COAB	CO-AB	785988015757	Cone, Antique bronze, 1.5w LED, 12V, Complete kit: Connector, spike & deck mounts, and 4ft fixture cable		•	•		2.0	EA	
COAG	CO-AG	785988015764	Cone, Antique green, 1.5w LED, 12V, Complete kit: Connector, spike & deck mounts, and 4ft fixture cable	•		•		2.0	EA	
ELAB	EL-AB	785988015870	Eyelid, Antique bronze, 1.5w LED, 12V, 6ft fixture cable & connector	•		•		1.0	EA	
ELPT	EL-PT	785988015887	Eyelid, Pewter, 1.5w LED, 12V, 6ft fixture cable & connector		•			1.0	EA	
FLAB	FL-AB	785988015900	Flood, Antique bronze, 3w LED, 12V, Complete kit: Connector, spike & deck mounts, and 4ft fixture cable	•	•	•	•	2.0	EA	
GNAB	GN-AB	785988015771	Greenville, Antique bronze, 1.5w LED, 12V, Complete kit: Connector, spike & deck mounts, and 4ft fixture cable	•		•		2.8	EA	
LVT56	LVT56	785988015917	Power center, 120-to-12V, 56w max, 3ft grounded cord set, Photocontrol and multiple settings, Non-metallic housing	•	•	•		4.0	EA	
RDAB	RD-AB	785988015832	Reidville, Antique bronze, 1.5w LED, 12V, Complete kit: Connector, spike & deck mounts, and 4ft fixture cable	•				3.3	EA	



12V LED Lightscaper® Fixtures



35 SCHEDULED STOCK SHIPMENTS

Regional Distribution Center Stock List

Part Number	Catalog Number	UPC Code	Description	CA 03	IL 06	PA 10	SC 07	Wt. each	Ctn. Qty.	Price
RDPT	RD-PT	785988015849	Reidville, Pewter, 1.5w LED, 12V, Complete kit: Connector, spike & deck mounts, and 4ft fixture cable	●				3.3	EA	
REPT	RE-PT	785988015894	Recessed uplight, Pewter, 3w LED, 12V, 4ft fixture cable & connector	●	●	●		1.5	EA	
SAPT	SA_PT	785988015825	Saturn, Pewter, 1.5w LED, 12V, Complete kit: Connector, spike & deck mounts, and 4ft fixture cable			●		2.8	EA	
SSAB	SS-AB	785988015856	Sea Shell, Antique bronze, Adjustable head, 1.5w LED, 12V, Complete kit: Connector, spike & deck mounts, and 4ft fixture cable	●				2.0	EA	
SSAG	SS-AG	785988015863	Sea Shell, Antique green, 1.5w LED, 12V, Complete kit: Connector, spike & deck mounts, and 4ft fixture cable, adjustable head			●		2.0	EA	

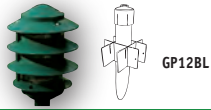


PAR Lampholders

35 SCHEDULED STOCK SHIPMENTS

Regional Distribution Center Stock List

Part Number	Catalog Number	UPC Code	Description	CA 03	IL 06	PA 10	SC 07	Wt. each	Ctn. Qty.	Price
103	103	785988202102	Lampholder, Natural aluminum, 150w max PAR 38, Wet location	●	●			1.0	EA	
103-7	103-7	785988202195	Lampholder, Gray, 150w max PAR 38, Wet location	●	●			1.3	EA	
10371	103-71	785988465767	Shielded lampholder, Bronze, 150w max PAR 38, Wet location				●	1.0	EA	
10372	103-72	785988202249	Shielded lampholder, Black, 150w max PAR 38, Wet location		●			1.0	EA	
306	306	785988204069	Lampholder, Gray, 300/500w PAR56 end prong lamp by others, Wet location	●				3.0	EA	
30813M	308-13-M	785988204588	Bullet lampholder, Shalda green, 150w max PAR/BR40, Down aiming	●				2.3	EA	
30913ML	309-13-ML	785988309139	Bullet lampholder, Shalda green, 175w max PAR/BR40, Univ. aiming	●				4.0	EA	
30914ML	309-14-ML	785988205110	Bullet lampholder, Black, 175w max PAR38/BR40, Univ. aiming	●			●	4.0	EA	
309M51ML	309-M51-ML	785988781010	Bullet lampholder, Bronze, 175w max PAR38/BR40, Univ. aiming	●	●		●	3.0	EA	
309M54ML	309-M54-ML	785988465781	Bullet lampholder, White, 175w max PAR/BR40, Univ. aiming	●				3.0	EA	
309ML	309-ML	785988205004	Bullet lampholder, Gray, 175w max PAR38/BR40, Univ. aiming	●				3.0	EA	
309VGML	309-VG-ML	785988204885	Bullet lampholder, Verdi, 175w PAR 38/BR40, Univ. aiming	●				2.0	EA	
S302	S-302	785988473854	Slip-fitter, Pole top, 1/2" Hub, 2 3/8" Slip fit, Gray		●			1.0	EA	
S302M51	S-302-M51	785988473861	Slip-fitter, Pole top, 1/2" Hub, 2 3/8" Slip fit, Bronze		●	●		1.0	EA	



Louverlights – 120V



Regional Distribution Center Stock List

Part Number	Catalog Number	UPC Code	Description	CA 03	IL 06	PA 10	SC 07	Wt. each	Ctn. Qty.	Price
583G	583-G	785988217656	Louver light, Shalda green, 60w max, 3 Tier, Polycarbonate				●	2.0	EA	
GP12BL	GP12BL	785988009817	Ground post, Non-metallic, Removeable cap with 1/2" top hub, Stabilizer kit, Black				●	2.0	EA	



RU Recessed Uplights



Regional Distribution Center Stock List

Part Number	Catalog Number	UPC Code	Description	CA 03	IL 06	PA 10	SC 07	Wt. each	Ctn. Qty.	Price
RU100G	RU100G	785988015627	Guard, Non-metallic lens protection for RU100, Bronze	●				3.0	EA	
RU100P8	RU100P8	785988015603	Non-metallic recessed uplight, 100w PS, Quad-Tap, Bronze, with Lamp	●				14.5	EA	
RU100WW	RU100WW	785988015641	Lamp shield, Wall wash, Internal mount for RU100	●				1.0	EA	
RU70G	RU70G	785988015610	Guard, Non-metallic lens protection for RU70, Bronze	●				2.0	EA	
RU70P8	RU70P8	785988015597	Non-metallic recessed uplight, 70w PS, Quad-Tap, Bronze, with Lamp	●				10.0	EA	
RU70WW	RU70WW	785988015634	Lamp shield, Wall wash, Internal mount for RU70	●				1.0	EA	



Photo Controls



Regional Distribution Center Stock List

Part Number	Catalog Number	UPC Code	Description	CA 03	IL 06	PA 10	SC 07	Wt. each	Ctn. Qty.	Price
PBT1	PBT-1	785988260119	Photo control, 120V, Button type	●	●	●	●	0.5	EA	
PBT234	PBT-234	785988260157	Photo control, 208/240/277V, Button type	●	●	●	●	0.5	EA	



Motion Sensors/ Kits

35 SCHEDULED STOCK SHIPMENTS

Regional Distribution Center Stock List

Part Number	Catalog Number	UPC Code	Description	CA 03	IL 06	PA 10	SC 07	Wt. each	Ctn. Qty.	Price
M2LH	M2LH	785988466429	Motion sensor kit, 120V, 300w max, 2 lampholders, Cover, 130° sensor range, Bronze, Non-metallic	●				1.2	EA	
MO	MO	785988466405	Motion sensor only, 500w, 120V, 130° sensor range, Bronze	●				0.7	EA	
MOW	MO-W	785988466412	Motion sensor only, 500w, 120V, 130° sensor range, White				●	1.0	EA	
S2LH	S2LH	785988465798	Motion sensor kit, 120V, 300w max, 2 lampholders, Cover, 270° sensor range, Bronze	●	●		●	2.0	EA	
SO	SO	785988465804	Motion sensor only, 500w, 120V, 270° sensor range, Bronze	●	●			1.5	EA	
SOW	SO-W	785988466306	Motion sensor only, 500w, 120V, 270° sensor range, White	●	●			1.5	EA	



Decorative Quartz Motion Sensors/ Kits



35 SCHEDULED STOCK SHIPMENTS

Regional Distribution Center Stock List

Part Number	Catalog Number	UPC Code	Description	CA 03	IL 06	PA 10	SC 07	Wt. each	Ctn. Qty.	Price
R2LHQ	R2LH-Q	785988012039	Decorative motion sensor kit, 2x75w quartz, Lamps included, 130° detection range, Bronze	●				1.5	EA	
R2LHQW	R2LH-Q-W	785988015658	Decorative motion sensor kit, 2x75w quartz, Lamps included, 130° detection range, White	●				1.5	EA	



Roadway LED Series**



QS₁₀

10-Day Quick Ship Ordering Guide

Order Limit Per Fixture Selection: 15

[]	-	[]	-	[]	-	[]	-	[]	[]	[]
SERIES		NUMBER OF LEDS		CCT		IES DIST.		PHOTOCONTROL RECEPTACLE		FINISH
RM-30LU RL-60LU		30 LEDS, RM 60 LEDS, RL		4K 4000K 5K 5000K		2 Type II 3 Type III 4 Type IV		2 None 3 Yes		GR Gray

**January 2015 QS Availability





Arceos ARF LED Floods**



10-Day Quick Ship Ordering Guide

Order Limit Per Fixture Selection: 15 (Contact factory for larger quantities)

<input type="text"/>	-	<input type="text"/>	-	<input type="text"/>	-	<input type="text"/>	-	<input type="text"/>	-	<input type="text"/>
SERIES	MOUNTING	CCT	DRIVE CURRENT	BEAM	VOLTAGE	FINISH	OPTIONS			
ARF1 10L	Y Yoke	4K 4000K	BLANK-700mA	M Medium	U 120-277V	DB Bronze	PC1 Photocontrol 120V			
ARF2 20L	K Knuckle	5K 5000K		N Narrow	PC4 Photocontrol 277V					
ARF3 42L				W Wide						
ARF4 84L										



Laramie® Floodlight LFL Series



10-Day Quick Ship Ordering Guide

Order Limit Per Fixture Selection: 15

<input type="text"/>	-	<input type="text"/>	-	<input type="text"/>	-	<input type="text"/>	-	<input type="text"/>	-	<input type="text"/>
SERIES	MOUNTING	WATTAGE	OPTIC	VOLTAGE	FINISH	OPTIONS				
LFL Laramie Flood Large	Y Yoke K Knuckle	1000H 1000w	VW Vertical Wide	8 Quad-Tap® (120, 208, 240, 277V)	BZ Bronze	LP Lamp included				



Laredo® LED Wallpacks**



Regional Distribution Center Stock List

Part Number	Catalog Number	UPC Code	Description	CA 03	IL 06	PA 10	SC 07	Wt. each	Ctn. Qty.	Price
LMC30LU4K31	LMC-30LU-4K-3-1	785988030521	30LED, 71w, 120-277V, 700mA, 4000K, Type III, Bronze	•	•	•		22.0	EA	
LMC30LU5K31	LMC-30LU-5K-3-1	785988030521	30LED, 71w, 120-277V, 700mA, 5000K, Type III, Bronze	•	•	•		22.0	EA	



10-Day Quick Ship Ordering Guide

Order Limit Per Fixture Selection: 15

<input type="text"/>	-	<input type="text"/>	-	<input type="text"/>	-	<input type="text"/>	-	<input type="text"/>	-	<input type="text"/>
SERIES	NUMBER OF LEDS	CCT	IES DIST.	DRIVE CURRENT	FINISH	OPTIONS				
LMC Laredo Medium	30LU 30 LEDs, 120-277V	4K 4000 5K 5000	3 Type III 4 Type IV	BLANK 700mA 035 350mA	BZ Bronze	PC1 Photocontrol 120V PC4 Photocontrol 277V				

**January 2015 QS Availability




Laredo® Architectural Wallpacks



QS₁₀ 10-Day Quick Ship Ordering Guide
Order Limit Per Fixture Selection: 15

LMC	-		-		-	
SERIES		WATTAGE/SOURCE		FINISH		OPTIONS
LMC Laredo Medium		PULSE START METAL HALIDE 100P8 100w, Quad tap 150P8 150w, Quad tap COMPACT FLUORESCENT 42F8 42w, 120-277V 84F8 84w, 120-277V		1 Bronze 2 Black 3 Gray 4 White 5 Platinum		LP Lamp included



Compact Geometric Wall Sconces



3^S SCHEDULED STOCK SHIPMENTS Regional Distribution Center Stock List

Part Number	Catalog Number	UPC Code	Description	CA 03	IL 06	PA 10	SC 07	Wt. each	Ctn. Qty.	Price
QSPC13LU5KBZ	QSPC-13LU-5K-BZ	785988019403	Compact Quarter sphere, 23w LED, 120-277V, 5000K, Bronze		•			8.0	EA	
TRPC13LU5KBZ	TRPC-13LU-5K-BZ	785988019762	Compact Trapezoid sconce, 23w LED, 120-277V, 5000K, Bronze	•			•	8.0	EA	
QSPC70P8PL	QSPC-70P8-PL	785988018369	Compact Quarter sphere, 70w PS, Quad-Tap, Platinum, Lamp	•				10.0	EA	
TRPC42F8BZ	TRPC-42F8-BZ	785988018451	Compact Trapezoid, 42w CFL, Quad-Tap, Bronze, Lamp	•				6.0	EA	
TRPC42F9BZBOC	TRPC-42F9-BZ-BOC	785988018482	Compact Trapezoid, 42w CFL, 120/277V, Battery back-up, Bronze, Lamp	•				8.0	EA	




Geometric LED Wall Sconces**



QS₁₀ 10-Day Quick Ship Ordering Guide
Order Limit Per Fixture Selection: 15

TRP	-	30L	-		-	U	-		-	
SERIES		NUMBER OF LEDs		CCT		IES DIST.		VOLTAGE		FINISH
TRP Trapezoid		30L 30 LEDs		4K 4000K 5K 5000K		3 Type III 4 Type IV		U 120-277V		BL Black DB Dark Bronze GR Gray PS Platinum WH White
										OPTIONS
										PC1 Photocontrol 120V PC4 Photocontrol 277V

**January 2015 QS Availability



Geometric CFL Wall Sconces



Regional Distribution Center Stock List

Part Number	Catalog Number	UPC Code	Description	CA 03	IL 06	PA 10	SC 07	Wt. each	Ctn. Qty.	Price
TRP84F8WTBZ	TRP-84F8-WT-BZ	785988019496	Regular Trapezoid sconce, 2x42w CFL, Quad, Wide throw, Bronze, Lamps				•	18.0	EA	



Arceos ARS LED Series



10-Day Quick Ship Ordering Guide

Order Limit Per Fixture Selection: 15

SERIES	NUMBER OF LEDS	CCT	DRIVE CURRENT	IES DIST.	FINISH	VOLTAGE	OPTIONS
ARS Arceos Small	24L 24 LEDs 36L 36 LEDs	4K 4000K 5K 5000K	BLANK 700mA	5M Type V Square 5R Type V Rectangle	BL Black DB Dark Bronze GR Gray PS Platinum WH White	U 120-277V	LP Lamp included



Cimarron LED Series Luminaire



Regional Distribution Center Stock List

Part Number	Catalog Number	UPC Code	Description	CA 03	IL 06	PA 10	SC 07	Wt. each	Ctn. Qty.	Price
CL1A60LU5K3DB	CL1-A-60LU-5K-3-DB	785988030552	Cimarron 60 LED, 5000K CCT, Type III, Bronze		•	•		48	EA	
CL1A90LU5K3DB	CL1-A-90LU-5K-3-DB	785988030354	Cimarron 90 LED, 5000K CCT, Type III, Bronze		•	•		48	EA	
CL1A90LU5K4DB	CL1-A-90LU-5K-4-DB	78598803036	Cimarron 90 LED, 5000K CCT, Type IV, Bronze		•	•		48	EA	



Cimarron LED Series Luminaire



5-Day Quick Ship Ordering Guide
Order Limit Per Fixture Selection: 15

CATALOG NUMBER	DESCRIPTION	CCT	WT. EACH	LUMENS	WATTS
CL1-A-60LU-4K-3-DB	Cimarron 60 LED, Type III, Bronze	4000K	48	11468	140
CL1-A-60LU-4K-4-DB	Cimarron 60 LED, Type IV, Bronze	4000K	48	12038	140
CL1-A-60LU-5K-4-DB	Cimarron 60 LED, Type IV, Bronze	5000K	48	13185	140
CL1-A-90LU-4K-3-DB	Cimarron 90 LED, Type III, Bronze	4000K	48	16973	210
CL1-A-90LU-4K-4-DB	Cimarron 90 LED, Type IV, Bronze	4000K	48	18521	210



10-Day Quick Ship Ordering Guide
Order Limit Per Fixture Selection: 15 (Contact factory for larger quantities)

SERIES	MOUNTING	NUMBER OF LEDs	VOLTAGE	CCT	DISTRIBUTION	COLOR
CL1 Cimarron LED	A Arm mount construction (6" straight rigid arm included & acceptable for 90° configurations)	60L 60 High brightness LEDs 90L 90 High brightness LEDs	U Universal 120V-277V, 50/60 Hz 5 480V, 60 Hz	4K 4000K 5K 5000K	3 Type III 4 Type IV	BL Black DB Dark Bronze PS Platinum Silver

CIMARRON CL1 ADJUSTABLE MOUNTING ARMS

CATALOG NUMBER	DESCRIPTION	WT. EACH
ARM-CL-K-S-XX	10" adjustable arm	5.75 (2.6)



Single Cimarron LED and 4" Square Straight Steel Pole Combo

Includes 6" Straight Arm



Regional Distribution Center Stock List

Part Number	Catalog Number	UPC Code	Description	CA 03	IL 06	PA 10	SC 07	Wt. each	Master Ctn Qty	Price
CLPC160LU5K320	CLPC-1-60LU-5K-3-20		Single, 60LU, 5K, 140w LED, Type III, with 20' SSS pole, Dark Bronze		●	●			EA	
CLPC160LU5K325	CLPC-1-60LU-5K-3-25		Single, 60LU, 5K, 140w LED, Type III, with 25' SSS pole, Dark Bronze		●	●			EA	
CLPC190LU5K320	CLPC-1-90LU-5K-3-20		Single, 90LU, 5K, 210w LED, Type III, with 20' SSS pole, Dark Bronze		●	●			EA	
CLPC190LU5K325	CLPC-1-90LU-5K-3-25		Single, 90LU, 5K, 210w LED, Type III, with 25' SSS pole, Dark Bronze		●	●			EA	
CLPC190LU5K420	CLPC-1-90LU-5K-4-20		Single, 90LU, 5K, 210w LED, Type IV, with 20' SSS pole, Dark Bronze		●	●			EA	
CLPC190LU5K425	CLPC-1-90LU-5K-4-25		Single, 90LU, 5K, 210w LED, Type IV, with 25' SSS pole, Dark Bronze		●	●			EA	



Twin Cimarron LED and 4" Square Straight Steel Pole Combo

Includes 6" Straight Arms



3 SCHEDULED STOCK SHIPMENTS Regional Distribution Center Stock List

Part Number	Catalog Number	UPC Code	Description	CA 03	IL 06	PA 10	SC 07	Wt. each	Master Ctn Qty	Price
CLPC260LU5K320	CLPC-2-60LU-5K-3-20		Twin, 60LU, 5K, 140w LED, Type III, with 20' SSS pole, Dark Bronze		•	•			EA	
CLPC260LU5K325	CLPC-2-60LU-5K-3-25		Twin, 60LU, 5K, 140w LED, Type III, with 25' SSS pole, Dark Bronze		•	•			EA	
CLPC290LU5K320	CLPC-2-90LU-5K-3-20		Twin, 90LU, 5K, 210w LED, Type III, with 20' SSS pole, Dark Bronze		•	•			EA	
CLPC290LU5K325	CLPC-2-90LU-5K-3-25		Twin, 90LU, 5K, 210w LED, Type III, with 25' SSS pole, Dark Bronze		•	•			EA	
CLPC290LU5K420	CLPC-2-90LU-5K-4-20		Twin, 90LU, 5K, 210w LED, Type III, with 20' SSS pole, Dark Bronze		•	•			EA	
CLPC290LU5K425	CLPC-2-90LU-5K-4-25		Twin, 90LU, 5K, 210w LED, Type III, with 25' SSS pole, Dark Bronze		•	•			EA	




Cimarron LED CL1S Pedestrian Scale



QS 10 10-Day Quick Ship Ordering Guide

Order Limit Per Fixture Selection: 15 (Contact factory for larger quantities)

SERIES	NO. OF LEDS	VOLTAGE	CCT	COLOR	OPTIONS
CL1S Cimarron LED Pedestrian Scale	32L 32 High brightness LEDs 48L 48 High brightness LEDs	U Universal 120V-277V, 50/60 Hz	4K 4000K, 70 CRI 5K 5000K, 67 CRI	BL Black DB Dark Bronze PS Platinum Silver	RPA3 3" Round pole adapter RPA4 4" Round pole adapter
MOUNTING		DISTRIBUTION			
A 4" straight arm attached to housing complete with quick-mount plate		3 Type III 4 Type IV 5M Type V Medium			



Cimarron Series Die-Cast Luminaire

Includes 6" Straight Arm & Lamp
(6" arm acceptable for 90° configuration)



3 SCHEDULED STOCK SHIPMENTS Regional Distribution Center Stock List

Part Number	Catalog Number	UPC Code	Description	CA 03	IL 06	PA 10	SC 07	Wt. each	Master Ctn Qty	Price
CR1AP25H3FQDBL	CR1-A-P25-H3-F-Q-DB-L	785988 01116 2	250w PS, Type III, Quad-Tap, Dark Bronze, with Lamp		•			39.0	EA	
CR1AP40H3FQDBL	CR1-A-P40-H3-F-Q-DB-L	785988 01118 3	400w PS, Type III, Quad-Tap, Dark Bronze, with Lamp		•	•		42.0	EA	
CR1AP40H4FQDBL	CR1-A-P40-H4-F-Q-DB-L	785988 01119 3	400w PS, Type IV, Quad-Tap, Dark Bronze, with Lamp		•	•		42.0	EA	



QS₁₀

10-Day Quick Ship Ordering Guide
Order Limit Per Fixture Selection: 25 (Contact factory for larger quantities)

CR1 - [] - [] - [] - F - [] - [] - []

SERIES	SOURCE/WATTAGE	LAMP ORIENT./DISTR.	LENS	COLOR	OPTIONS
CR1 Cimarron	PULSE START METAL HALIDE	H3 Horiz. III - hydroformed H4 Horiz. IV - multi-piece	F Flat	DB Dark Bronze BL Black WH White GR Gray PS Platinum Silver	W(X) Wiring prep (replace X with voltage: 1-120, 2-208, 3-240, 4-277) RPA3 Round pole adapter (3 1/4-3 3/4") RPA4 Round pole adapter (3 7/8-4 1/2") RPA6 Round pole adapter (6") L Lamp
MOUNTING	P15 150w (ED-28 mogul base) P17 175w (ED-28 mogul base) P25 250w (ED-28 mogul base) P32 320w (ED-28 mogul base) P40 400w (ED-28 mogul base)		VOLTAGE Q1 Quad-Tap* 120/208/240/277V 0 No Ballast		

1 Factory wired for highest voltage unless specified
Note Mounting A acceptable for 90 degree configurations
NOTE: All poles to be drilled with #2 pattern



Single Cimarron and 4" Square Straight Steel Pole Combo
Includes 6" Straight Arm & Lamp



3S SCHEDULED STOCK SHIPMENTS Regional Distribution Center Stock List

Part Number	Catalog Number	UPC Code	Description	CA 03	IL 06	PA 10	SC 07	Wt. each	Master Ctn Qty	Price
CRPC1P25H320	CRPC-1-P25-H3-20		Single, 250w PS, Type III, Quad-Tap with 20' SSS pole - Dark Bronze		•				EA	
CRPC1P40H320	CRPC-1-P40-H3-20		Single, 400w PS, Type III, Quad-Tap with 20' SSS pole - Dark Bronze		•	•			EA	
CRPC1P40H325	CRPC-1-P40-H3-25		Single, 400w PS, Type III, Quad-Tap with 25' SSS pole - Dark Bronze		•	•			EA	
CRPC1P40H420	CRPC-1-P40-H4-20		Single, 400w PS, Type IV, Quad-Tap with 20' SSS pole - Dark Bronze		•	•			EA	
CRPC1P40H425	CRPC-1-P40-H4-25		Single, 400w PS, Type IV, Quad-Tap with 25' SSS pole - Dark Bronze		•	•			EA	



Twin Cimarron and 4" Square Straight Steel Pole Combo
Includes 6" Straight Arms & Lamps



3S SCHEDULED STOCK SHIPMENTS Regional Distribution Center Stock List

Part Number	Catalog Number	UPC Code	Description	CA 03	IL 06	PA 10	SC 07	Wt. each	Master Ctn Qty	Price
CRPC2P25H320	CRPC-2-P25-H3-20		Twin, 250w PS, Type III, Quad-Tap with 20' SSS pole - Dark Bronze		•				EA	
CRPC2P40H320	CRPC-2-P40-H3-20		Twin, 400w PS, Type III, Quad-Tap with 20' SSS pole - Dark Bronze		•	•			EA	
CRPC2P40H325	CRPC-2-P40-H3-25		Twin, 400w PS, Type III, Quad-Tap with 25' SSS pole - Dark Bronze		•	•			EA	
CRPC2P40H420	CRPC-2-P40-H4-20		Twin, 400w PS, Type IV, Quad-Tap with 20' SSS pole - Dark Bronze		•	•			EA	
CRPC2P40H425	CRPC-2-P40-H4-25		Twin, 400w PS, Type IV, Quad-Tap with 25' SSS pole - Dark Bronze		•	•			EA	



Raven RCS Series Luminaire



10-Day Quick Ship Ordering Guide

Order Limit Per Fixture Selection: 20 (Contact factory for larger quantities)

RCS	-		-		-	F	-	Q	-		-	
SERIES		SOURCE/WATTAGE		LAMP ORIENT./DISTR.		LENS		COLOR		OPTIONS		
RCS Raven Small (100-400w)		PULSE START METAL HALIDE		H2 Horiz. II (hydroformed)		F Flat		BL Black		W(X) Wiring prep (replace X with voltage: 1-120, 2-208, 3-240, 4-277)		
		P25 250w (ED-28)		H3 Horiz. III (hydroformed)				DB Dark Bronze		RPA3 Round pole adapter (3 1/4-3 3/4")		
		P40 400w (ED-28)		H4 Horiz. IV (multi-piece)						RPA4 Round pole adapter (3 7/8-4 1/2")		
				H5 Horiz. V (hydroformed)						RPA5 Round pole adapter (5")		
										RPA6 Round pole adapter (6")		
MOUNT				VOLTAGE								
A4 Arm mount (includes 4" rigid arm)				Q¹ Quad-Tap [®] 120/208/240/277V								
A10² Arm mount (includes 10" rigid arm)												
0 No arm or wall bracket (only order without arm or wall bracket when they are ordered as an accessory)												
								Note: 1 Factory wired for highest voltage unless specified 2 Required for 90° configurations				



Raven RCL Series Luminaire



10-Day Quick Ship Ordering Guide

Order Limit Per Fixture Selection: 15 (Contact factory for larger quantities)

RCL	-		-	P1K	-		-	F	-		-	DB	-	
SERIES		SOURCE/WATTAGE		LAMP ORIENT./DISTR.		LENS		COLOR		OPTIONS				
RCL Raven Large (400-1000w)		PULSE START METAL HALIDE		H3P Horiz. III - Performance series (segmented)		F Flat		DB Dark Bronze		RPA3 Round pole adapter (3 1/4-3 3/4")				
		P1K 1000w (BT-37)		H4 Horiz. IV (multi-piece)						RPA4 Round pole adapter (3 7/8-4 1/2")				
										RPA5 Round pole adapter (5")				
										RPA6 Round pole adapter (6")				
MOUNT				VOLTAGE										
A4 Arm mount (includes 4" rigid arm)				Q¹ Quad-Tap [®] 120/208/240/277V										
A10² Arm mount (includes 10" rigid arm)				5 480V										
0 No arm or wall bracket (only order without arm or wall bracket when they are ordered as an accessory)														
								Note: 1 Factory wired for highest voltage unless specified 2 Required for 90° configurations						



MSV M-PULSIVE™



10-Day Quick Ship Ordering Guide

Order Limit Per Fixture Selection: 25 (Contact factory for larger quantities)

MSV	-		-		-	F	-		-		-	
SERIES	SOURCE/WATTAGE	LAMP ORIENT./DISTR.	LENS	COLOR	OPTIONS							
MSV M-Pulsive	PULSE START METAL HALIDE	V3P Vert. III - segmented V5P Vert. V (square) - segmented	F Flat Glass	BL Black (textured) DB Dark Bronze (textured)	RPA3 Round pole adapter (3 1/4 - 3 3/4") RPA4 Round pole adapter (3 7/8 - 4 1/2") RPA5 Round pole adapter (5") RPA6 Round pole adapter (6") L Lamp							
MOUNT	P40 400w (BT-37 mogul base) P1K 1000w (BT-37 mogul base)											
A4 Arm mount (includes 4" rigid arm) A10¹ Arm mount (includes 10" rigid arm) 0 No arm or wall bracket (only order without arm or wall bracket when they are ordered as an accessory)												
						VOLTAGE						
						Q² Quad-Tap [*] 120/208/240/277V 5 480V						
<p>NOTE: All poles to be drilled with #2 pattern</p> <p>1 Required for 90° and 120° configurations 2 Factory wired for highest voltage unless specified</p>												



Fresno Round Bollard



5-Day Quick Ship Ordering Guide

Order Limit Per Fixture Selection: 10

CATALOG NUMBER	DESCRIPTION	CCT	WT. EACH	LUMENS	WATTS
FN2-24LU-3K-DB	Fresno 24 LED round bollard, Symetric distribution, Bronze	3500K	32	1,644	46
FN2-24LU-5K-DB	Fresno 24 LED round bollard, Symetric distribution, Bronze	5000K	32	1,947	46



Fresno Square or Round Bollard



10-Day Quick Ship Ordering Guide

Order Limit Per Fixture Selection: 6

	-		-	DO	-	Q	-	DB	-	
SERIES	SOURCE/WATTAGE	OPTICS	VOLTAGE	COLOR	OPTIONS					
FN1 Fresno Square FN2 Fresno Round	PSMH P10 100w (ED-17) LED	DO Dual reflector with cone (standard)	Q¹ Quad-Tap 120/208/240/277V	DB Dark Bronze	L² Lamp					
	12LU-3K 12 LEDs, 31w, asymmetric distribution, 3500K, 120-277V, 50/60 Hz 12LU-5K 12 LEDs, 31w, asymmetric distribution, 5000K, 120-277V, 50/60 Hz 24LU-3K 24 LEDs, 62w, symmetric distribution, 3500K, 120-277V, 50/60 Hz 24LU-5K 24 LEDs, 62w, symmetric distribution, 5000K, 120-277V, 50/60 Hz									
						<p>1 Factory wired for highest voltage unless specified, HID only 2 HID only</p>				



Square Straight Steel Poles

(pole shaft prepared with #2 hole pattern on all four sides for Cimarron and Raven luminaires and includes three covers for any unused sides)



Regional Distribution Center Stock List

Part Number	Catalog Number	UPC Code	Description	CA 03	IL 06	PA 10	SC 07	VA 08	Wt. each	Master Ctn Qty	Price
SSS-20-40-1-RDC	SSS-20-40-1-RDC		Complete 20' pole assembly (includes 20' x 4" x 11 gauge pole shaft, anchor bolt set, anchor bolt template, square base cover, pole cap), Dark bronze powder paint finish	•	•	•				EA	
SSS20401W2	SSS-20-40-1-W2	785988 01570 2	20' x 4" x 11 gauge pole shaft	•	•	•			160.0	EA	
TAB30M38	TAB-30-M38	785988 49698 3	3/4" x 30" x 3" anchor bolt set (four individual bolts)	•	•	•	•		16.0	EA	
27701349904	27701349904	785988 01482 8	anchor bolt template (INCLUDES MULTIPLE BOLT CIRCLE PATTERNS - DO NOT USE ON OTHER POLE DESIGNS)	•	•	•	•		0.1	EA	
SBC4DB	SBC4-DB	785988 72747 6	4" square base cover (10 1/2" square x 5" deep)	•	•	•	•		2.5	EA	
20102389702	20102389702	785988 00448 5	4" square pole cap	•	•	•	•		0.3	EA	
SSS-25-40-1-RDC	SSS-25-40-1-RDC		Complete 25' pole assembly (includes 25' x 4" x 11 gauge pole shaft, anchor bolt set, anchor bolt template, square base cover, pole cap), Dark bronze powder paint finish		•	•				EA	
SSS25401W2	SSS-25-40-1-W2	785988 01571 9	25' x 4" x 11 gauge pole shaft		•	•			238.0	EA	
TAB30M38	TAB-30-M38	785988 49698 3	3/4" x 30" x 3" anchor bolt set (four individual bolts)	•	•	•	•		16.0	EA	
27701349904	27701349904	785988 01482 8	anchor bolt template (INCLUDES MULTIPLE BOLT CIRCLE PATTERNS - DO NOT USE ON OTHER POLE DESIGNS)	•	•	•	•		0.1	EA	
SBC4DB	SBC4-DB	785988 72747 6	4" square base cover (10 1/2" square x 5" deep)	•	•	•	•		2.5	EA	
20102389702	20102389702	785988 00448 5	4" square pole cap	•	•	•	•		0.3	EA	
SSS-30-50-7-RDC	SSS-30-50-7-RDC		Complete 30' pole assembly (includes 30' x 5" x 7 gauge pole shaft, anchor bolt set, anchor bolt template, square base cover, pole cap), Dark bronze powder paint finish					•		EA	
SSS30507W2	SSS-30-50-7-W2	785988 01571 9	30' x 5" x 7 gauge pole shaft					•	238.0	EA	
TAB36M38	TAB-36-M38	785988 49693 8	1" x 36" x 4" anchor bolt set (four individual bolts)	•	•	•	•	•	16.0	EA	
27701349904	27701349904	785988 01482 8	anchor bolt template (INCLUDES MULTIPLE BOLT CIRCLE PATTERNS - DO NOT USE ON OTHER POLE DESIGNS)	•	•	•	•	•	0.1	EA	
SBC5DB	SBC5-DB	785988 72749 0	5" square base cover (10 1/2" square x 5" deep)					•	2.5	EA	
20102389802	20102389802	785988 00449 2	5" square pole cap					•	0.3	EA	

Confirm luminaire EPA and wind loading for geographic suitability of all poles



Square Straight Steel Poles

(pole shaft prepared with #2 hole pattern on all four sides for Cimarron, Raven and MSV luminaires and includes three covers for any unused sides)

QS 10 10-Day Quick Ship Ordering Guide

Order Limit Per Fixture Selection: 25

CROSS SECTION

- SSS-16-40-1
- SSS-20-40-1
- SSS-25-40-1
- SSS-30-50-7

LUMINAIRE MOUNTING TYPE¹

- A2⁴ Side - single
- B2 Side - double at 90°
- C2 Side - double at 180°
- D2 Side - triple at 90°
- F2 Side - quad at 90°
- TR³ Removable tenon (2 3/8 x 4 1/4)
- TA Tenon (2 3/8" OD)
- TB Tenon (2 7/8" OD)

OPTIONS

- Q18² 15 Amp GFCI receptacle and cover
- Q40 Vibration damper
- LAB Less anchor bolts

FINISH

- BL Black
- DB Dark Bronze
- GR Gray
- PS Platinum Silver
- WH White

- DRILL PATTERNS: Compatible for Cimarron, MSV M-PULSIVE & Raven luminaires
- Specify option location using logic found in pole introduction pages in the PSG; The location of all options must start a minimum of six inches above the hand hole and be located one foot apart from one another; Consult factory for any exceptions
- Removable tenon used in conjunction with side arm mounting, specify desired arm configuration first followed by "TR" notation
Example: SSS-25-40-1-C2-TR-DB

ORDERING INFORMATION

Catalog Number	Pole Ht.		Nominal Shaft Dim.(SD)	Wind Load Rating ¹					Wall Thick.	Bolt Circle (Sug.)	Bolt Circle	Bolt Sq.	Base Plate (sq.)	Anchor Bolt Size	Bolt Proj.	Pole Wt (lbs)
	ft	m		70 MPH	80 MPH	90 MPH	100 MPH	120 MPH								
SSS-16-40-1-XX-XX	16	4.9	4"	19.5	14	10.5	7.5	4	.119"	11"	8 - 11"	5.6 - 7.8"	10.25 x 0.75"	3/4 x 30 x 3"	4"	128
SSS-20-40-1-XX-XX	20	6.1	4"	13.5	9.5	6.5	4.5	1.8	.119"	11"	8 - 11"	5.6 - 7.8"	10.25 x 0.75"	3/4 x 30 x 3"	4"	160
SSS-25-40-1-XX-XX	25	7.6	4"	8.5	5	3	1.5	NR	.119"	11"	8 - 11"	5.6 - 7.8"	10.25 x 0.75"	3/4 x 30 x 3"	4"	190
SSS-30-50-7-XX-XX	30	9.1	5"	18	12	8	4.5	NR	.179"	11"	10 - 13.5"	7.1 - 9.5"	12 x 1"	1 x 36 x 4"	4"	398

¹ Allowable EPA with 1.3 gust factor. To determine max. pole loading weight, multiply allowable EPA by 30 lbs. Published allowable EPA values based upon calculations of Spaulding Lighting. Allowable EPA values for projects requiring AASHTO methodology are available upon request.

Note Factory supplied template must be used when setting anchor bolts. Hubbell Lighting will deny any claim for incorrect anchorage placement resulting from failure to use factory supplied template and anchor bolts.



Pole Accessories



Regional Distribution Center Stock List

Part Number	Catalog Number	UPC Code	Description	CA 03	IL 06	PA 10	SC 07	VA 08	Wt. each	Master Ctn Qty	Price
20102389702	20102389702	785988 00448 5	4" square pole cap	●	●	●	●		0.3	EA	
27701349904	27701349904	785988 01482 8	Anchor bolt template (INCLUDES MULTIPLE BOLT CIRCLE PATTERNS - DO NOT USE ON OTHER POLE DESIGNS)	●	●	●	●	●	0.1	EA	
SBC4DB	SBC4-DB	785988 72747 6	Base cover for 4" Square Pole, 10 1/2"x5" Deep, Dk Bronze	●	●	●	●		2.5	EA	
SETA-DB	SETA-DB	785988 016839	4" Square pole top tenon adapter; 2 3/8" OD slipfitter for four fixtures (90°), bronze				●		22.0	EA	
SSST4DB	SSS-T4-DB	785988 72745 2	Pole tenon adapter (removable) for 4" square straight steel pole with 11 gauge wall			●			10.0	EA	
TAB30M38	TAB-30-M38	785988 49698 3	3/4" x 30" x 3" anchor bolt set (four individual bolts)	●	●	●	●		16.0	EA	
TAB36M38	TAB-36-M38	785988 49693 8	1" x 36" x 4" anchor bolt set (four individual bolts)	●	●	●	●		32.0	EA	

Confirm luminaire EPA and wind loading for geographic suitability of all poles



Pole Accessories



10-Day Quick Ship Ordering Guide

Order Limit Per Fixture Selection: 25 (Contact factory for larger quantities)

Catalog Number	Description	EPA ft ² (m ²)	Weight lbs. (kg)
For use with: CL1, CL1S, CR1, RCS, RCL, MSV, CM1, and CM2 (#2 Drill Pattern)			
SETA-XX	4" Square pole top tenon adapter; 2 3/8" OD slipfitter for four fixtures (90°)	0.4 (0.04)	22 (10)
RETA-XX	2-3/8" to 2-7/8" tenon top adapter for 4" round straight steel pole	0.4 (0.04)	22 (10)

Replace **XX** with color designation
BL Black
DB Dark Bronze

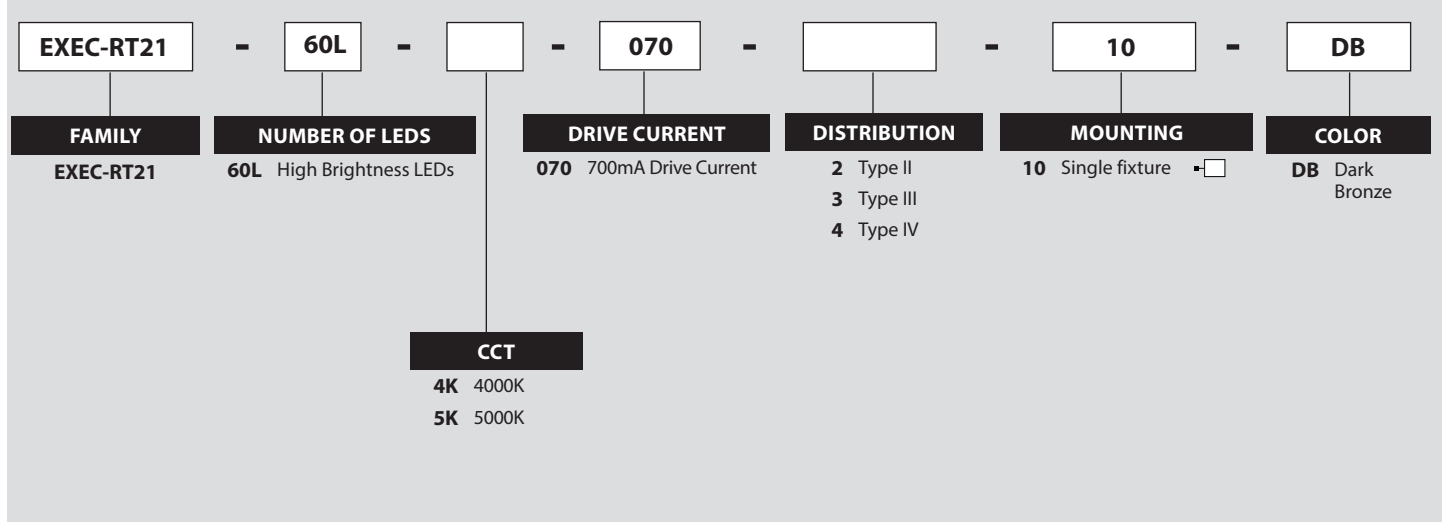




Executive LED RT21 Specification Grade Area Lighting**



QS₁₀ 10-Day Quick Ship Ordering Guide
Order Limit Per Fixture Selection: 15



**January 2015 Quick Ship Availability





Sportslighting



Regional Distribution Center Stock List

Part Number	Catalog Number	UPC Code	Description	CA 03	IL 06	PA 10	SC 07	VA 08	Wt. each	Ctn. Qty.	Price
26103709901	261-0370-9901	785988003600	Lamp, 1000w MH					●	1.0	EA	
26107349901	261-0734-9901	785988002276	Lamp, 1500w MH, SportsStar					●	1.0	EA	
SLS1000H125L	SLS-1000H-125-L		Sportsliter, 1000w MH, NEMA 2, 480V consists of: SLS-A1000H5 + SLS-R2 + 261-0370-9901					●	48.0	EA	
SLS1000H128L	SLS-1000H-128-L		Sportsliter, 1000w MH, NEMA 2, Quad-tap consists of: SLS-A1000H8 + SLS-R2 + 261-0370-9901					●	48.0	EA	
SLS1000H135L	SLS-1000H-135-L		Sportsliter, 1000w MH, NEMA 3, 480V consists of: SLS-A 1000H5 + SLS-R3A + 261-0370-9901					●	48.0	EA	
SLS1000H138L	SLS-1000H-138-L		Sportsliter, 1000w MH, NEMA 3, Quad-Tap consists of: SLS-A1000H8 + SLS-R3A + 261-0370-9901					●	48.0	EA	
SLS1000H145L	SLS-1000H-145-L		Sportsliter, 1000w MH, NEMA 4, 480V consists of: SLS-A1000H5 + SLS-R4 + 261-0370-9901					●	48.0	EA	
SLS1000H148L	SLS-1000H-148-L		Sportsliter, 1000w MH, NEMA 4, Quad-Tap consists of: SLS-A1000H8 + SLS-R4 + 261-0370-9901					●	48.0	EA	
SLS1000H155L	SLS-1000H-155-L		Sportsliter, 1000w MH, NEMA 5, 480V consists of: SLS-A1000H5 + SLS-R5 + 261-0370-9901					●	48.0	EA	
SLS1000H158L	SLS-1000H-158-L		Sportsliter, 1000w MH, NEMA 5, Quad-Tap consists of: SLS-A1000H8 + SLS-R5 + 261-0370-9901					●	48.0	EA	
SLS1000H165L	SLS-1000H-165-L		Sportsliter, 1000w MH, NEMA 6, 480V consists of: SLS-A1000H5 + SLS-R6 + 261-0370-9901					●	48.0	EA	
SLS1000H168L	SLS-1000H-168-L		Sportsliter, 1000w MH, NEMA 6, Quad-Tap consists of: SLS-A1000H8 + SLS-R6 + 261-0370-9901					●	48.0	EA	
SLS1500H125L	SLS-1500H-125-L		Sportsliter 1500w MH, NEMA 2, 480V consists of: SLS-A1500H5 + SLS-R2 + 261-0734-9901					●	48.0	EA	
SLS1500H128L	SLS-1500H-128-L		Sportsliter 1500w MH, NEMA 2, Quad-Tap consists of: SLS-A1500H8 + SLS-R2 + 261-0734-9901					●	48.0	EA	
SLS1500H135L	SLS-1500H-135-L		Sportsliter, 1500w MH, NEMA 3, 480V consists of: SLS-A1500H5 + SLS-R3A + 261-0734-9901					●	51.0	EA	
SLS1500H138L	SLS-1500H-138-L		Sportsliter, 1500w MH, NEMA 3, Quad-Tap consists of: SLS-A1500H8 + SLS-R3A + 261-0734-9901					●	51.0	EA	
SLS1500H145L	SLS-1500H-145-L		Sportsliter, 1500w MH, NEMA 4, 480V consists of: SLS-A1500H5 + SLS-R4 + 261-0734-9901					●	51.0	EA	
SLS1500H148L	SLS-1500H-148-L		Sportsliter, 1500w MH, NEMA 4, Quad-Tap consists of: SLS-A1500H8 + SLS-R4 + 261-0734-9901					●	51.0	EA	
SLS1500H155L	SLS-1500H-155-L		Sportsliter, 1500w MH, NEMA 5, 480V consists of: SLS-A1500H5 + SLS-R5 + 261-0734-9901					●	51.0	EA	
SLS1500H158L	SLS-1500H-158-L		Sportsliter, 1500w MH, NEMA 5, Quad-Tap consists of: SLS-A1500H8 + SLS-R5 + 261-0734-9901					●	51.0	EA	

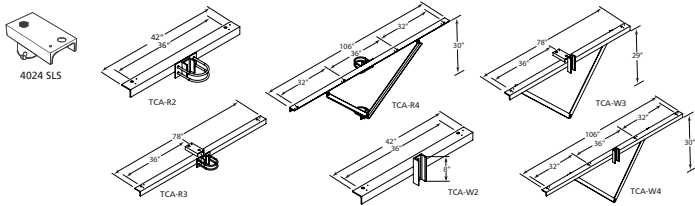


Sportslighting



Regional Distribution Center Stock List

Part Number	Catalog Number	UPC Code	Description	CA 03	IL 06	PA 10	SC 07	VA 08	Wt. each	Ctn. Qty.	Price
SLS1500H165L	SLS-1500H-165-L		Sportsliter, 1500w MH, NEMA 6, 480V consists of: SLSA1500H5 + SLS-R6 + 261-0734-9901					●	51.0	EA	
SLS1500H168L	SLS-1500H-168-L		Sportsliter, 1500w MH, NEMA 6, Quad-Tap consists of: SLS-A1500H8 + SLS-R6 + 261-0734-9901					●	51.0	EA	
SLSA1000H5	SLSA-1000H5	785988561162	Sportlitter ballast housing, 1000w MH, 480V					●	33.3	EA	
SLSA1000H8	SLSA-1000H8	785988561179	Sportlitter ballast housing, 1000w MH, Quad-Tap					●	32.3	EA	
SLSA1500H5	SLSA-1500H5	785988561360	Sportlitter ballast housing, 1500w MH, 480V					●	44.3	EA	
SLSA1500H8	SLSA-1500H8	785988561377	Sportlitter ballast housing, 1500w MH, Quad-Tap					●	44.6	EA	
SLSR2	SLS-R2	785988270828	Reflector, NEMA 2					●	2.7	EA	
SLSR3A	SLS-R3A	785988270835	Reflector, NEMA 3					●	2.7	EA	
SLSR4	SLS-R4	785988270842	Reflector, NEMA 4					●	2.8	EA	
SLSR5	SLS-R5	785988270859	Reflector, NEMA 5					●	13.0	EA	
SLSR6	SLS-R6	785988270828	Reflector, NEMA 6					●	32.0	EA	



Sportslighting Mounting Accessories

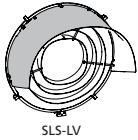


Regional Distribution Center Stock List

Part Number	Catalog Number	UPC Code	Description	CA 03	IL 06	PA 10	SC 07	VA 08	Wt. each	Ctn. Qty.	Price
4024SLS	4024SLS	785988310401	Slipfitter, Steel, 2-3/8" Tenon, Gray					●	6.1	EA	
TCAR2	TCAR2	785988496426	Mounting bracket, Crossarm, Round steel pole, 2 Fixture					●	28.0	EA	
TCAR3	TCAR3	785988496488	Mounting bracket, Crossarm, Round steel pole, 3 Fixture					●	70.0	EA	
TCAR4	TCAR4	785988496433	Mounting bracket, Crossarm, Round steel pole, 4 Fixture					●	106.0	EA	
TCAW2	TCAW2	785988496488	Mounting bracket, Crossarm, Wood Pole, 2 Fixture					●	21.0	EA	
TCAW3	TCAW3	785988496457	Mounting bracket, Crossarm, Wood Pole, 3 Fixture					●	80.0	EA	
TCAW4	TCAW4	785988496464	Mounting bracket, Crossarm, Wood Pole, 4 Fixture					●	106.0	EA	



SLS-V2



SLS-LV

Sportslighting Mounting Accessories

QS₁₀ 10-Day Quick Ship Ordering Guide

CATALOG NUMBER	DESCRIPTION
850-0163-0104	Door frame, Lens assembly
SLSV2	Visor



Sportsliter Series Luminaire Integral Ballasted, Axial and Horizontal

QS₁₀ 10-Day Quick Ship Ordering Guide Order Limit Per Fixture Selection: 25 (Contact factory for larger quantities)

SLS	-	[]	-	[]	8	[]	-	WH	-	[]
SERIES				BALLAST		VOLTAGE		OPTION		
SLS Sportsliter				1 HPF		5 480V 8 QuadTap (120, 208, 240,277)		Blank None V2 12" External Visor (shipped separately)		
		WATTAGE/SOURCE			BEAM DISTRIBUTION					LAMP
		1000H 1000w Metal Halide 1500H 1500w Metal Halide			N Narrow M Medium W Wide 2 NEMA Type 2 3 NEMA Type 3 4 NEMA Type 4 5 NEMA Type 5 6 NEMA Type 6					Blank None L Lamp (shipped separately)

ALTITUDE™

Clemson University, Clemson, South Carolina

This is The Next Revolution in LED Outdoor Lighting.
This is Kim Lighting.




KIM LIGHTING

www.kimlighting.com/products/altitude

 HUBBELL
Lighting



ALTITUDE™ LED PicoPrism™ Technology



10-Day Quick Ship Ordering Guide

Order Limit Per Fixture Selection: 25 (Contact factory for larger quantities)

ORDERING INFORMATION (Example)

ALT3P70	60L4K	UV	BL	For 4" RD_POLE
FIXTURE	SOURCE	VOLTAGE	FIXTURE FINISH	ARM
ALT3P70 Type III, 700mA	60L4K 60LED 4200K 120L4K 120LED 4200K	UV 120 - 277V	BL Black DB Dark Bronze SG Stealth Gray PS Platinum Silver	For SQ_POLE Square Pole For 4" RD_POLE Round Pole



WARP9® LED PicoPrism™ Technology



10-Day Quick Ship Ordering Guide

Order Limit Per Fixture Selection: 25 (Contact factory for larger quantities)

ORDERING INFORMATION (Example)

WP9S3P70	60L4K	UV	BL	For 4" RD_POLE
FIXTURE	SOURCE	VOLTAGE	FIXTURE FINISH	ARM
WP9S3P70 Type III, 700mA WP9L3P70 Type III, 700mA	60L4K 60LED 4200K 120L4K 120LED 4200K	UV 120 - 277V	BL Black DB Dark Bronze SG Stealth Gray PS Platinum Silver	For SQ_POLE Square Pole For 4" RD_POLE Round Pole* * Will fit 4" to 5" poles.



WARP9® LED PicoEmitter™ Technology



10-Day Quick Ship Ordering Guide

Order Limit Per Fixture Selection: 25 (Contact factory for larger quantities)

ORDERING INFORMATION (Example)

WP9S3E35	60L4K	UV	BL	For 4" RD_POLE
FIXTURE	SOURCE	VOLTAGE	FIXTURE FINISH	ARM
WP9S3E35 Type III, 350mA WP9L3E35 Type III, 350mA	60L4K 60LED 4200K 120L4K 120LED 4200K	UV 120 - 277V	BL Black DB Dark Bronze SG Stealth Gray PS Platinum Silver	For SQ_POLE Square Pole For 4" RD_POLE Round Pole* * Will fit 4" to 5" poles.



THE ARCHETYPE® LED PicoEmitter™ Technology



10-Day Quick Ship Ordering Guide

Order Limit Per Fixture Selection: 25 (Contact factory for larger quantities)

ORDERING INFORMATION (Example)

SAR3E35	60L4K	UV	BL	For 4" RD_POLE
FIXTURE	SOURCE	VOLTAGE	FIXTURE FINISH	ARM
SAR3E35 Type III, 350mA AR3E35 Type III, 350mA	60L4K 60LED 4200K 120L4K 120LED 4200K	UV 120 - 277V	BL Black DB Dark Bronze SG Stealth Gray PS Platinum Silver	For SQ_POLE Square Pole For 4" RD_POLE Round Pole* *Will fit 4" to 5" poles.



THE ARCHETYPE® HID



10-Day Quick Ship Ordering Guide

Order Limit Per Fixture Selection: 25 (Contact factory for larger quantities)

ORDERING INFORMATION (Example)

SAR3	150PMH	UV	BL	For 4" RD_POLE
FIXTURE	SOURCE	VOLTAGE	FIXTURE FINISH	ARM
SAR3 Type III AR3 Type III	150PMH 150W PMH 400PMH 400W PMH	UV 120 - 277V	BL Black DB Dark Bronze SG Stealth Gray PS Platinum Silver	For SQ_POLE Square Pole For 4" RD_POLE Round Pole* *Will fit 4" to 5" poles.



VANDAL RESISTANT ROUND BOLLARD LED



10-Day Quick Ship Ordering Guide

Order Limit Per Fixture Selection: 25 (Contact factory for larger quantities)

ORDERING INFORMATION (Example)

VRB1	20L4K	UV	BL
FIXTURE	SOURCE	VOLTAGE	FIXTURE FINISH
VRB1 Vandal Resistant Bollard	20L4K 20LED 4200K	UV 120 - 277V	BL Black DB Dark Bronze SG Stealth Gray PS Platinum Silver



WALL DIRECTOR LED PicoEmitter™ Technology



10-Day Quick Ship Ordering Guide

Order Limit Per Fixture Selection: 25 (Contact factory for larger quantities)

ORDERING INFORMATION (Example)

WD14D	60L4K	UV	BL
FIXTURE	SOURCE	VOLTAGE	FIXTURE FINISH
WD14D3E35 Wall Director 14" - DOWN, Type III, 350mA	60L4K 60LED 4200K	UV 120 - 277V	BL Black DB Dark Bronze SG Stealth Gray PS Platinum Silver



SQUARE STEEL POLES - 4" (Non Tapered)



10-Day Quick Ship Ordering Guide

Order Limit Per Fixture Selection: 25 (Contact factory for larger quantities)

ORDERING INFORMATION (Example)

KSS20	4120A	LG
LENGTH	GAUGE	FIXTURE FINISH
KSS16 16 ft. KSS20 19.5 ft. KSS25 25 ft.	4120A 4" x 11 Gauge, single mount	BL Black DB Dark Bronze SG Stealth Gray PS Platinum Silver



ROUND STEEL POLES - 4" (Non Tapered)



10-Day Quick Ship Ordering Guide

Order Limit Per Fixture Selection: 25 (Contact factory for larger quantities)

ORDERING INFORMATION (Example)

KRS14	4120A	BL
LENGTH	GAUGE/MOUNT	FIXTURE FINISH
KRS14 14 ft. KRS20 19.5 ft.	4120A 4" x 11 Gauge, single mount	BL Black DB Dark Bronze SG Stealth Gray PS Platinum Silver



Sign/Wall Lighter - Accent Lighting



10-Day Quick Ship Ordering Guide

Order Limit Per Fixture Selection: 25 (Contact factory for larger quantities)

ORDERING INFORMATION (Example)

4348	P70/32L4KUV	BL
LENGTH	SOURCE	FIXTURE FINISH
4348 49 in.	P70/32L4KUV 700mA, 32 LEDs, 4200K, 120 to 277V	BL Black DB Dark Bronze VG Verde Green



Sign/Wall Lighter - Accent Lighting



Regional Distribution Center Stock List

Part Number	Catalog Number	UPC Code	Description	CA 03	IL 06	PA 10	SC 07	Wt. each	Ctn. Qty.	Price
4348/132T8/DB	4348/132T8/DB		(1) 32W T-8 Lamp, 120-277V, Extruded Alum., Dark Bronze	●				21	1	




Bullet-Accent Lighting



Regional Distribution Center Stock List

Part Number	Catalog Number	UPC Code	Description	CA 03	IL 06	PA 10	SC 07	Wt. each	Ctn. Qty.	Price
EL220BL	EL220BL		150W PAR38 Incand./Hal., 150W R40 Incand., 120V, Die-Cast Alum., Black	●				6	1	
EL220GR	EL220GR		150W PAR38 Incand./Hal., 150W R40 Incand., 120V, Die-Cast Alum., Green	●				6	1	



Minivault-In-Grade Lighting



Regional Distribution Center Stock List

Part Number	Catalog Number	UPC Code	Description	CA 03	IL 06	PA 10	SC 07	Wt. each	Ctn. Qty.	Price
LTV764	LTV764		50W, MR16, Bi-Pin Socket, Natural Brass				●	5	1	
LTV768/9L3KUV	LTV768/9L3KUV		10W, 9 LED's, 3000K, 120-277V, Wide Flood, Die-Cast Brass	●				5	1	



Round Hood - Accent Lighting



Regional Distribution Center Stock List

Part Number	Catalog Number	UPC Code	Description	CA 03	IL 06	PA 10	SC 07	Wt. each	Ctn. Qty.	Price
KLV201BL	KLV201BL		20-70W, MR16 Bipin Hal., 12V, Die-Cast Alum., Black	•				2	1	
KLVL202BL	KLVL202BL		10W, 3LED's, 3000K, 12V, Black	•				2	1	



Square Hood - Accent Lighting



Regional Distribution Center Stock List

Part Number	Catalog Number	UPC Code	Description	CA 03	IL 06	PA 10	SC 07	Wt. each	Ctn. Qty.	Price
EL205BL	EL205BL		50W, PAR20 Hal., 50W, R20 Incand., 120V, Die-Cast Alum., Black	•				3	1	
KLV205BL	KLV205BL		20-75W, MR16 Bipin Hal., 12V, Die-Cast Alum., Black	•				3	1	
KLVL206BL	KLVL206BL		10W, 3 LED's, 3000K, 12V, Die-Cast Alum., Black	•				3	1	
EL210BL	EL210BL		150W, PAR38 Incand./Hal., 120V, Die-Cast Alum., Black	•				3	1	



Spun - Accent Lighting



Regional Distribution Center Stock List

Part Number	Catalog Number	UPC Code	Description	CA 03	IL 06	PA 10	SC 07	Wt. each	Ctn. Qty.	Price
C14	C14		50W, PAR20 Hal., 50W R20 Incand., 120V, Spun Copper , Cast Bronze, Natural Copper				•	3	1	
C15	C15		50W, PAR20 Hal., 50W R20 Incand., 120V, Spun Copper , Cast Bronze, Verde Copper				•	3	1	




Spun Copper Bullet - Accent Lighting



Regional Distribution Center Stock List

Part Number	Catalog Number	UPC Code	Description	CA 03	IL 06	PA 10	SC 07	Wt. each	Ctn. Qty.	Price
C24	C24		150W, PAR38 Incand./Hal., 150W, R40 Incand., 120V, Spun Copper, Cast Bronze, Natural				•	3	1	



Well Light



Regional Distribution Center Stock List

Part Number	Catalog Number	UPC Code	Description	CA 03	IL 06	PA 10	SC 07	Wt. each	Ctn. Qty.	Price
C54	C54		150W, Par38 Incand/Hal, 120V, Spun Copper, Cast Bronze				●	1	1	



Micro-Flood- Accent Lighting



Regional Distribution Center Stock List

Part Number	Catalog Number	UPC Code	Description	CA 03	IL 06	PA 10	SC 07	Wt. each	Ctn. Qty.	Price
KLV215BL	KLV215BL		20-50W T-3 or T-4 Bipin Hal., 20-50W TM16 Bipin Hal., 12V, Verde Green	●				3	1	
KLV216BL	KLV216BL		20-50W TMR16 Bipin Hal., 12V, Die-Cast Alum., Black	●				3	1	
KLV216GR	KLV216GR		50-100W Mini-can Hal. 120V, Die-Cast Alum., Verde Green	●				3	1	
EL218F3/8L3KUV/BL	EL218F3/8L3KUV/BL		10W, 8 LED's, 3000K, 120-277v, Die-Cast Aluminum, Black	●				3	1	
BD215BL	BD215BL		Barn Door for Micro-Flood, Black	●				3	1	
FH215BL	FH215BL		Hixed Hood for Micro-Flood, Black	●				3	1	



Ravenna Highlighter - Path Lighting



Regional Distribution Center Stock List

Part Number	Catalog Number	UPC Code	Description	CA 03	IL 06	PA 10	SC 07	Wt. each	Ctn. Qty.	Price
KLVL171BL	KLVL171BL		10W, 3 LED's, 3000K, 12V, Die-Cast Alum, Black	●				5	1	
KLVL176NB	KLVL176NB		10W, 3 LED's, 3000K, 12V, Die-Cast Brass, Natural	●				5	1	



Ravenna Lowlighter - Path Lighting



Regional Distribution Center Stock List

Part Number	Catalog Number	UPC Code	Description	CA 03	IL 06	PA 10	SC 07	Wt. each	Ctn. Qty.	Price
KLVL271BL	KLVL271BL		10W, 3 LED's, 3000K, 12V, Die-Cast Alum, Black	●				5	1	
BN275NB	BN275NB		20-50W, MR16 Bipin Hal., 120V, Die-Cast Brass, Natural Bronze				●	5	1	
KLVL276NB	KLVL276NB		10W, 3 LED's, 3000K, 12V, Die-Cast Brass, Natural	●				5	1	



Scarab - Accent Lighting



Regional Distribution Center Stock List

Part Number	Catalog Number	UPC Code	Description	CA 03	IL 06	PA 10	SC 07	Wt. each	Ctn. Qty.	Price
C700F3/7L3KUV/NB	C700F3/7L3KUV/NB		9W, 7 LED's, 3000K, 120-277V, Die-Cast Brass, Natural	●				5	1	
C725NB	C725NB		35-50W, PAR20 Hal., 120V, Die-Cast Brass, Natural Bronze				●	5	1	
C735NB	C735NB		50-75W, PAR30 Hal., 120V, Die-Cast Brass, Natural Bronze				●	6	1	
C745NB	C745NB		45-150W, PAR38 Incand., Hal., 120V, Die Cast Brass, Natural Bronze				●	7	1	
EL700F3/7L3KUV/BL	EL700F3/7L3KUV/BL		9W, 7 LED's, 3000K, 120-277V, Die-Cast Alum, Black	●				3	1	
EL700F3/9L3KUV/BL	EL700F3/9L3KUV/BL		11W, 9 LED's, 3000K, 120-277V, Die-Cast Alum, Black	●				3	1	
EL700F3/12L3KUV/BL	EL700F3/12L3KUV/BL		14W, 12 LED's, 3000K, 120-277V, Die-Cast Alum, Black	●				3	1	
EL720BL	EL720BL		35-50W, PAR20 Hal., 120V, Die-Cast Alum., Black	●				3	1	
EL730BL	EL730BL		50-75W, PAR30 Hal., 120V, Die-Cast Alum., Black	●				3	1	
EL730GR	EL730GR		50-75W, PAR30 Hal., 120V, Die-Cast Alum., Green	●				3	1	
EL740BL	EL740BL		45-150W, PAR38 Incand., Hal., 120V, Die-Cast Alum., Black	●				4	1	
EL740DB	EL740DB		45-150W, PAR38 Incand., Hal., 120V, Die-Cast Alum., Dark Bronze	●				4	1	
EL740GR	EL740GR		45-150W, PAR38 Incand., Hal., 120V, Die-Cast Alum., Green	●				4	1	
KLV710BL	KLV710BL		20-50W, MR16 Bipin Hal., 12V, Die-Cast Alum., Black	●				2	1	
KLVL711BL	KLVL711BL		10W, 3 LED's, 3000K, 12V, Die-Cast Alum, Black	●				2	1	
KLV715NB	KLV715NB		20-50W, MR16 Bipin Hal., 12V, Die-Cast Brass, Natural Bronze	●				2	1	
KLVL716NB	KLVL716NB		10W, 3 LED's, 3000K, 12V, Die-Cast Brass, Natural	●				2	1	
KLV725NB	KLV725NB		20-75W, MR16 Bipin Hal., 12V, Die-Cast Brass, Natural Bronze	●				5	1	



Traditional - Path Lighting



Regional Distribution Center Stock List

Part Number	Catalog Number	UPC Code	Description	CA 03	IL 06	PA 10	SC 07	Wt. each	Ctn. Qty.	Price
EL190/3L3KUV/BL	EL190/3L3KUV/BL		4W, 3 LED's, 3000K, 120-277V, Die-Cast Alum, Black	•				6	1	
KLV190/3L3K/BL	KLV190/3L3K/BL		4W, 3 LED's, 3000K, 12V, Die-Cast Alum, Black	•				6	1	
BN192/3L3KUV/NB	BN192/3L3KUV/NB		4W, 3 LED's, 3000K, 120-277V, Die-Cast Alum, Black	•				6	1	
KLV192/3L3K/NB	KLV192/3L3K/NB		4W, 3 LED's, 3000K, 12V, Die-Cast Alum, Black	•				6	1	
H80BL	H80BL		Cone Hood for Traditional, Spun Alum., Black	•				1-1/2	1	
H80NB	H80NB		Cone Hood for Traditional, Spun Copper, Natural Brass	•				2-1/2	1	
H70BL	H70BL		Mushroom Hood for Traditional, Spun Alum., Black	•				1	1	
H70NB	H70NB		Mushroom Hood for Traditional, Spun Copper, Natural Brass	•				1	1	
H60BL	H60BL		Pagoda Hood for Traditional, Spun Alum., Black	•				1	1	
H60NB	H60NB		Pagoda Hood for Traditional, Spun Copper, Natural Brass	•				1	1	




Mushroom - Path Lighting



Regional Distribution Center Stock List

Part Number	Catalog Number	UPC Code	Description	CA 03	IL 06	PA 10	SC 07	Wt. each	Ctn. Qty.	Price
EL115GR	EL115GR		40W, A-19 Incand., 120V, Die-Cast Alum., Verde Green				•	4	1	



12V/120V Landscape Accessories



Regional Distribution Center Stock List

Part Number	Catalog Number	UPC Code	Description	CA 03	IL 06	PA 10	SC 07	Wt. each	Ctn. Qty.	Price
KLV427	KLV427		500' #12-2 12V Cable	•				55	1	
KLV432	KLV432		500' #8-2 12V Cable	•				110	1	
KLV415BL	KLV415BL		1-5/8" dia., extruded Alum. with Die-Cast ends, Black	•				1	1	
KLV405BL	KLV405BL		2-1/4" dia., die-cast Alum. with 1/2" NPSM fixture mount, Black	•				1	1	
KLV410	KLV410		Two-piece connector, injection molded in black Valox	•				1	1	
KLV400BL	KLV400BL		Die-Cast Alum. with 1/2" NPSM fixture mount for low voltage, Black	•				1	1	



12V/120V Landscape Accessories continued



Regional Distribution Center Stock List

Part Number	Catalog Number	UPC Code	Description	CA 03	IL 06	PA 10	SC 07	Wt. each	Ctn. Qty.	Price
EP17	EP17		Landscape lighting Post by Engineered Products Co.	●			●	1	1	
J-27N/BL-P	J-27N/BL-P		Die-Cast Alum. with 1/2" NPSM fixture mount, Black	●				2	1	
JBR-2	JBR-2		Die-Cast Brass Junction Box, (2) 1/2" NPT in bottom	●			●	4	1	
JBR-3	JBR-3		Die-Cast Brass Junction Box, (2) 3/4" NPT in bottom	●			●	4	1	
JBR-4	JBR-4		Composite Junction Box, (2) 3/4" NPT Knockouts in bottom, (4) 3/4" on sides	●				4	1	
JBR30	JBR30		Die-Cast Brass J-Box, (2) 1/2" NPT in bottom, (2) 19" long stakes- No cord	●			●	1	1	
JBR32	JBR32		Die-Cast Brass J-Box, (2) 1/2" NPT in bottom, (2) 19" long stakes- with 9' cord	●			●	1	1	
JB1/BL-P	JB1/BL-P		Die-Cast Alum J-Box., (2) 1/2" NPSM in bottom, Black	●			●	4	1	
JW/BL-P	JW/BL-P		Die-Cast Alum. Wall Plate, Black	●				4	1	
KLV-TC24	KLV-TC24		Timed control for on-off function, 15 min. resolution with manual override	●				1	1	
KLV-PC1	KLV-PC1		Button type enclosure with 1/2" NPT locknut, direct-mount, on-off control	●				1	1	
KLV600	KLV600		200W, 120V input, stainless steel compartment, multi-tap 12-15V output	●				17	1	
KLV605	KLV605		300W, 120V input, stainless steel compartment, multi-tap 12-15V output	●				18	1	
KLV620	KLV620		600W, 120V input, stainless steel compartment, multi-tap 12-15V output	●				31	1	
KLV625	KLV625		900W, 120V input, stainless steel compartment, multi-tap 12-15V output	●				33	1	
KLV640	KLV640		300W, 120 or 277V input, stainless steel burial enclosure, multi-tap 12-15V output	●				18	1	
KLV645	KLV645		600W, 120 or 277V input, stainless steel burial enclosure, multi-tap 12-15V output	●				31	1	



Lightvault Accessories



Regional Distribution Center Stock List

Part Number	Catalog Number	UPC Code	Description	CA 03	IL 06	PA 10	SC 07	Wt. each	Ctn. Qty.	Price
LTV81PI	LTV81PI		Pour Box, LTV81	●				1	1	
LTV82PI	LTV82PI		Pour Box, LTV82	●				1	1	
LTV83PI	LTV83PI		Pour Box, LTV83	●				1	1	
RCA81	RCA81		Rebar Cage Anchor, LTV81	●				1	1	
RCA82	RCA82		Rebar Cage Anchor, LTV82	●				1	1	
RCA83	RCA83		Rebar Cage Anchor, LTV83	●				1	1	





PROV/PROL - Providence® Medium/Large Housing Scale



20-Day Quick Ship Ordering Guide
Order Limit Per Fixture Selection: 25

PROV/PROL - [] - []

MODEL	
PROV (32 light emitting diode array. 120 thru 277 volt, 50/60 Hz)	
Neutral White (4200K)	
PROV-T3-32LED-4K-450-STND_MT	IES Type 3 distribution. 450 mA. 48 watts. Standard mount.
PROV-T3-32LED-4K-700-STND_MT	IES Type 3 distribution. 700 mA. 75 watts. Standard mount.
PROV-T5-32LED-4K-450-STND_MT	IES Type 5 distribution. 450 mA. 48 watts. Standard mount.
PROV-T5-32LED-4K-700-STND_MT	IES Type 5 distribution. 700 mA. 75 watts. Standard mount.
PROL (56 light emitting diode array. 120 thru 277 volt, 50/60 Hz)	
Neutral White (4200K)	
PROL-T3-56LED-4K-450-STND_MT	IES Type 3 distribution. 450 mA. 85 watts. Standard mount.
PROL-T3-56LED-4K-700-STND_MT	IES Type 3 distribution. 700 mA. 132 watts. Standard mount.
PROL-T5-56LED-4K-450-STND_MT	IES Type 5 distribution. 450 mA. 85 watts. Standard mount.
PROL-T5-56LED-4K-700-STND_MT	IES Type 5 distribution. 700 mA. 132 watts. Standard mount.

COLORS	
AWT	Arctic White
BLK	Black
MTB	Matte Black
DGN	Dark Green
DBZ	Dark Bronze
WRZ	Weathered Bronze
BRM	Metallic Bronze
VBL	Verde Blue
CRT	Corten
MAL	Matte Aluminum
MDG	Medium Grey
ATG	Antique Green
LGY	Light Grey



UCM/UCL - Universe® Medium/Large Housing Scale



20-Day Quick Ship Ordering Guide
Order Limit Per Fixture Selection: 25

UCM/UCL - [] - [] - []

MODEL	
UCM (32 light emitting diode array. 120 thru 277 volt, 50/60 Hz)	
Neutral White (4200K)	
UCM-BEL-T3-32LED-4K-450	Type 3. Bell hood, 450 mA. 48 watts.
UCM-BEL-T3-32LED-4K-700	Type 3. Bell hood, 700 mA. 75 watts.
UCM-BEL-T5-32LED-4K-450	Type 5. Bell hood, 450 mA. 48 watts.
UCM-BEL-T5-32LED-4K-700	Type 5. Bell hood, 700 mA. 75 watts.
UCM-ANG-SR-T3-32LED-4K-450	Type 3. Angled hood, Solid rings luminous element, 450 mA. 48 watts.
UCM-ANG-SR-T3-32LED-4K-700	Type 3. Angled hood, Solid rings luminous element, 700 mA. 75 watts.
UCM-ANG-SR-T5-32LED-4K-450	Type 5. Angled hood, Solid rings luminous element, 450 mA. 48 watts.
UCM-ANG-SR-T5-32LED-4K-700	Type 3. Angled hood, Solid rings luminous element, 700 mA. 75 watts.
UCL (56 light emitting diode array. 120 thru 277 volt, 50/60 Hz)	
Neutral White (4200K)	
UCL-BEL-T3-56LED-4K-450	Type 3. Bell hood, 450 mA. 85 watts.
UCL-BEL-T3-56LED-4K-700	Type 3. Bell hood, 700 mA. 132 watts.
UCL-BEL-T5-56LED-4K-450	Type 5. Bell hood, 450 mA. 85 watts.
UCL-BEL-T5-56LED-4K-700	Type 5. Bell hood, 700 mA. 132 watts.

COLORS	
AWT	Arctic White
BLK	Black
MTB	Matte Black
DGN	Dark Green
DBZ	Dark Bronze
WRZ	Weathered Bronze
BRM	Metallic Bronze
VBL	Verde Blue
CRT	Corten
MAL	Matte Aluminum
MDG	Medium Grey
ATG	Antique Green
LGY	Light Grey

MOUNTING	
Contemporary Arms	
SLA7	Slip over a 4" O.D. pole
SLA17	Slip over a 4" O.D. pole





Large Viper LED Luminaire



QS₁₀ 10-Day Quick Ship Ordering Guide
Order Limit Per Fixture Selection: 15

CATALOG NUMBER	DESCRIPTION	CCT	WT. EACH	LUMENS	WATTS
VPL-64-N135-5K-T3-U-RA-BZT	Viper, 64LED, 5000K CCT, Type 3, Rectangular Arm, Bronze	5000K	25	12414	135
VPL-64-N135-5K-T4-U-RA-BZT	Viper, 64LED, 5000K CCT, Type 4, Rectangular Arm, Bronze	5000K	25	12226	135
VPL-96-N280-5K-T3-U-RA-BZT	Viper, 96LED, 5000K CCT, Type 3, Rectangular Arm, Bronze	5000K	25	24664	280
VPL-96-N280-5K-T4-U-RA-BZT	Viper, 96LED, 5000K CCT, Type 4, Rectangular Arm, Bronze	5000K	25	24195	280



Small Viper LED Luminaire



QS₁₀ 10-Day Quick Ship Ordering Guide
Order Limit Per Fixture Selection: 15

CATALOG NUMBER	DESCRIPTION	CCT	WT. EACH	LUMENS	WATTS
VPS-30-N70-5K-T3-U-RA-BZT	Viper, 30LED, 5000K CCT, Type 3, Rectangular Arm, Bronze	5000K	15	6422	70
VPS-30-N70-5K-T4-U-RA-BZT	Viper, 30LED, 5000K CCT, Type 4, Rectangular Arm, Bronze	5000K	15	6334	70
VPS-30-N90-5K-T3-U-RA-BZT	Viper, 30LED, 5000K CCT, Type 3, Rectangular Arm, Bronze	5000K	15	7707	90
VPS-30-N90-5K-T4-U-RA-BZT	Viper, 30LED, 5000K CCT, Type 4, Rectangular Arm, Bronze	5000K	15	7615	90






PG Series Outdoor Emergency Lighting Unit

- 120/277 VAC
- Wall Mounting
- Wet Location Listed
- LED Light Engine



Regional Distribution Center Stock List

Part Number	Catalog Number	UPC Code	Description	CA 03	IL 06	PA 10	SC 07	Wt. each	Ctn. Qty	Price
PGW	PGW	782520862060	"Wet Location Outdoor Emergency Lighting Unit, White Housing, Spectron® Circuitry"	●			●	6.20 lbs.	6	
PGZ	PGZ	782520862077	"Wet Location Outdoor Emergency Lighting Unit, Dark Bronze Housing, Spectron® Circuitry"	●			●	6.20 lbs.	6	
PGP	PGP	782520862084	"Wet Location Outdoor Emergency Lighting Unit, Platinum Silver Housing, Spectron® Circuitry"	●			●	6.20 lbs.	6	
PGB	PGB	782520862459	Wet Location Outdoor Emergency Lighting Unit, Black Housing, Spectron® Circuitry	●			●	6.20 lbs.	6	
PGW-HTR	PGW-HTR	782520862091	"Wet Location Outdoor Emergency Lighting Unit, White Housing, With Battery Heater, Spectron® Circuitry"		●	●		6.50 lbs.	6	
PGZ-HTR	PGZ-HTR	782520862107	Wet Location Outdoor Emergency Lighting Unit, Dark Bronze Housing, With Battery Heater, Spectron® Circuitry		●	●		6.50 lbs.	6	
PGP-HTR	PGP-HTR	782520862114	"Wet Location Outdoor Emergency Lighting Unit, Platinum Silver Housing, With Battery Heater, Spectron® Circuitry"		●	●		6.50 lbs.	6	
PGB-HTR	PGB-HTR	782520862466	Wet Location Outdoor Emergency Lighting Unit, Black Housing, With Battery Heater, Spectron® Circuitry		●	●		6.50 lbs.	6	




PGN Series Outdoor Emergency Lighting Unit

- 120/277 VAC
- Wall Mounting
- Wet Location Listed
- LED Light Engine



Regional Distribution Center Stock List

Part Number	Catalog Number	UPC Code	Description	CA 03	IL 06	PA 10	SC 07	Wt. each	Ctn. Qty	Price
PGNW	PGNW	782520862589	LED Emergency/Normally On Lighting Unit, White Housing, Wet Location	●			●	6.00 lbs.	6	
PGNZ	PGNZ	782520862602	LED Emergency/Normally On Lighting Unit, Dark Bronze Housing, Wet Location	●	●		●	6.00 lbs.	6	
PGNP	PGNP	782520862596	LED Emergency/Normally On Lighting Unit, Silver Housing, Wet Location	●			●	6.00 lbs.	6	
PGNB	PGNB	782520862572	LED Emergency/Normally On Lighting Unit, Black Housing, Wet Location	●			●	6.00 lbs.	6	



PGF1 Series High Performance LED Sconce
 • 120/277 VAC • Wet Location Listed • Wall Mounting
 • LED Light Engine • Optional Photo-cell (120VAC)



Regional Distribution Center Stock List

Part Number	Catalog Number	UPC Code	Description	CA 03	IL 06	PA 10	SC 07	Wt. each	Ctn. Qty	Price
93037696	PGF1Z	782520866082	LED Based Sconce, UL1598 Wet Location, Dark Bronze	●			●	6.00 lbs.	6	
93037700	PGF1Z-PC1	782520866099	LED Based Sconce, UL1598 Wet Location, Dark Bronze, with 120VAC Photo-cell	●			●	6.00 lbs.	6	
93037695	PGF1P	782520866105	LED Based Sconce, UL1598 Wet Location, Platinum Silver	●			●	6.00 lbs.	6	
93037699	PGF1P-PC1	782520866112	LED Based Sconce, UL1598 Wet Location, Platinum Silver, with 120VAC Photo-cell	●			●	6.00 lbs.	6	




EV Series • Dual Voltage • 120/277 VAC
 • Wall or Ceiling Mounting



Regional Distribution Center Stock List

Part Number	Catalog Number	UPC Code	Description	CA 03	IL 06	PA 10	SC 07	Wt. each	Ctn. Qty	Price
93036776	EV2	782520865405	2 head white LED Emergency Unit	●	●	●	●	2.00 lbs.	12	
93036777	EV2D	782520865412	2 head white LED Emergency Unit, Damp Listed	●			●	2.00 lbs.	12	
93036778	EV2DI	782520865429	2 head wht. LED with Spectron® Self-Diag., Damp Listed	●	●		●	2.00 lbs.	12	
93036783	EV4D	782520865474	2 head wht. LED, Remote Capacity, Damp Listed	●			●	2.00 lbs.	12	
93036784	EV4DI	782520865481	2 head LED, Remote Capacity, Spectron® Self-Diag., Damp	●			●	2.00 lbs.	12	
93036780	EV2DB	782520865443	2 head black LED Emergency Unit, Damp Listed	●	●		●	2.00 lbs.	12	
93036786	EV4DB	782520865504	2 head black LED, Remote Capacity, Damp Listed	●				2.00 lbs.	12	
93036779	EV2DI-24K	782520865436	2 head wht. LED, Spectron® Self-Diag., Damp, 220-240VAC	●			●	2.00 lbs.	12	
93048744	EV4D-02L	782520866785	2 head white LED, 2 Watt Lamps, Damp Listed	●			●	2.00 lbs.	12	
93048745	EV4DI-02L	782520866792	2 head white, 2 Watt Lamps, Spectron® Self-Diag., Damp Listed	●			●	2.00 lbs.	12	
93052403	EV4D-02L-0	782520867058	No-heads housing to drive 2 each 2 Watt Lamps, Damp Listed	●			●	2.00 lbs.	12	
93052404	EV4DI-02L-0	782520867065	No-heads housing to drive 2 each 2 Watt Lamps, Spectron®, Damp	●			●	2.00 lbs.	12	



Ridgeline Series

Outdoor Emergency Light

- UL924
- Wet Location Listed
- 120/277 VAC
- Wall and Ceiling Mounting



Regional Distribution Center Stock List

Part Number	Catalog Number	UPC Code	Description	CA 03	IL 06	PA 10	SC 07	Wt. each	Ctn. Qty	Price
NRG304BE	NRG304BE	782520862145	Outdoor Emergency Perimeter Wall-Pack	●			●	10 lbs.	6	
WGC42FE	WGC42FE	782520862121	Ceiling Mounted Emergency Light	●				12.5 lbs.	6	
C942FE	C942FE	782520862138	Full-cutoff Emergency Wall-pack	●				11.5 lbs.	6	



EZ-2™ Series

- 120/277VAC
- Surface Mounting



Regional Distribution Center Stock List

Part Number	Catalog Number	UPC Code	Description	CA 03	IL 06	PA 10	SC 07	Wt. each	Ctn. Qty	Price
EZ-2	EZ-2	782520430023	6V 10.8W, White Housing	●	●	●	●	5.00 lbs.	6	
EZ-2-D	EZ-2-D	782520840365	6V 10.8W, White Housing, Damp Listed	●	●		●	6.00 lbs.	6	
EZ-2-V	EZ-2-V	782520837495	6V 10.8W, White Housing, With Voltmeter			●		5.20 lbs.	6	
EZ-2I	EZ-2I	782520837501	6V 14.4W, White Housing, Spectron® Circuitry	●	●	●	●	6.00 lbs.	6	



EVHC Series

- 120/277VAC
- Wall or Ceiling Mounting



Regional Distribution Center Stock List

Part Number	Catalog Number	UPC Code	Description	CA 03	IL 06	PA 10	SC 07	Wt. each	Ctn. Qty	Price
93050453	EVHC6	782520866839	326 Lumen Lamp-Head, white finish	●	●		●	3.00 lbs.	6	
93050454	EVHC6I	782520866846	326 Lumen Lamp-Head, Spectron® Self-Diag., white finish	●	●		●	3.00 lbs.	6	
93050457	EVHC12	782520866877	326 Lumen Lamp-Head, remote capacity, white finish	●			●	3.22 lbs.	6	
93050458	EVHC12I	782520866884	326 Lumen Lamp-Head, remote capacity, Spectron®, white	●			●	3.22 lbs.	6	
93050459	EVHC12-06L	782520866891	546 Lumen Lamp-Head, white finish	●			●	3.22 lbs.	6	
93050460	EVHC12I-06L	782520866907	546 Lumen Lamp-Head, Spectron® Self-Diag., white finish	●			●	3.22 lbs.	6	
93050456	EVHC6-B	782520866860	326 Lumen Lamp-Head, black finish	●			●	3.22 lbs.	6	



LZ Series • 120/277 VAC
• 5W MR16 Halogen Lamps



Regional Distribution Center Stock List

Part Number	Catalog Number	UPC Code	Description	CA 03	IL 06	PA 10	SC 07	Wt. each	Ctn. Qty	Price
LZ2	LZ2	782520836740	6V 10W, White Housing	•	•	•	•	5.00 lbs.	6	
LZ2D	LZ2D	782520836788	6V 10W, White Housing, Damp Listed	•			•	5.00 lbs.	6	
LZ15	LZ15	782520852450	6V 15W, White Housing, Remote Capacity	•	•	•		6.00 lbs.	6	
LZ2-V	LZ2-V	782520837280	6V 10W, White Housing, Voltmeter			•		5.00 lbs.	6	
LZ2-B	LZ2-B	782520837280	6V 10W, Black Housing	•	•		•	5.00 lbs.	6	
LZ2DI	LZ2DI	782520849436	6V 10W, White Housing, Damp Listed, Spectron® Circuitry	•	•		•	5.00 lbs.	6	
LZ20N	LZ20N	782520837983	6V 20W, NiCad Battery, White Housing	•			•	7.00 lbs.	4	
LZ25N-12V	LZ25N-12V	782520837990	12V 25W, NiCad Battery, White Housing	•				7.50 lbs.	4	
LZ30	LZ30	782520837907	6V 30W, White Housing	•	•	•	•	8.40 lbs.	4	
LZ30-10W	LZ30-10W	782520851361	6V 30W, White Housing, Optional 10W Halogen Lamps	•	•			8.40 lbs.	4	
LZ30I	LZ30I	782520840419	6V 30W, White Housing, Spectron® Circuitry	•			•	8.40 lbs.	4	
LZ35-12V	LZ35-12V	782520837921	12V 35W, White Housing	•	•	•		9.40 lbs.	4	
LZ65	LZ65	782520837914	6V 65W, White Housing				•	12.80 lbs.	4	
LZ65-12V	LZ65-12V	782520837938	12V 65W, White Housing	•			•	12.80 lbs.	4	



T-Grid Series • 120/277 VAC
• Recessed Emergency Light



Regional Distribution Center Stock List

Part Number	Catalog Number	UPC Code	Description	CA 03	IL 06	PA 10	SC 07	Wt. each	Ctn. Qty	Price
TG15	TG15	782520852269	6V 15W, White (No Remote Capacity)	•				12.40 lbs.	1	
TG30	TG30	782520852290	6V 30W, White, Remote Capacity	•				13.58 lbs.	1	
TG50-12V	TG50-12V	782520852320	12V 50W, White, Remote Capacity	•				13.58 lbs.	1	



CVEC Series • 120/277 VAC • Twin Head
• Remote Capacity



Regional Distribution Center Stock List

Part Number	Catalog Number	UPC Code	Description	CA 03	IL 06	PA 10	SC 07	Wt. each	Ctn. Qty	Price
CVEC15	CVEC15	782520859466	6V 15W, White Housing	●			●	6.60 lbs.	1	
CVEC30	CVEC30	782520859473	6V 30W, White Housing	●			●	8.20 lbs.	1	
CVEC50	CVEC50	782520859480	6V 50W, White Housing	●			●	17.05 lbs.	1	
CVEC50-12V	CVEC50-12V	782520859497	12V 50W, White Housing	●			●	17.50 lbs.	1	
CVEC100-12V	CVEC100-12V	782520859503	12V 10W, White Housing	●				28.30 lbs.	1	



EZ-2R Series • 120/277 VAC
• Recessed Mounting



Regional Distribution Center Stock List

Part Number	Catalog Number	UPC Code	Description	CA 03	IL 06	PA 10	SC 07	Wt. each	Ctn. Qty	Price
EZ-2R	EZ-2R	782520812065	6V 10.8W, Beige Housing	●	●	●	●	7.00 lbs.	7	
EZ-2RI	EZ-2RI	782520851422	6V 14.4W, Beige Housing, Spectron® Circuitry	●	●			7.00 lbs.	7	
F-CBM	F-CBM	782520812072	Troffer Mounting Kit				●	0.50 lbs.	1	



LiteScape® Series • 120/277 VAC
• 10W Halogen Lamps



Regional Distribution Center Stock List

Part Number	Catalog Number	UPC Code	Description	CA 03	IL 06	PA 10	SC 07	Wt. each	Ctn. Qty	Price
LSC	LSC	782520855673	6V 20W, White Housing	●	●		●	6.00 lbs.	4	
LSCI	LSCI	782520855680	6V 20W, White Housing, Spectron® Circuitry	●			●	6.00 lbs.	4	
LSCN	LSCN	782520855697	6V 20W, NiCad Battery, White Housing	●				6.00 lbs.	4	



LM Series • 120/277 VAC • Remote Capacity
• Metal Housing & Cover

3 SCHEDULED STOCK SHIPMENTS

Regional Distribution Center Stock List

Part Number	Catalog Number	UPC Code	Description	CA 03	IL 06	PA 10	SC 07	Wt. each	Ctn. Qty	Price
LM2	LM2	782520843724	6V 14.4W, White (No Remote Capacity)	●	●	●	●	9.01 lbs.	1	
LM16	LM16	782520843731	6V 16W, White (No Remote Capacity)	●	●	●		9.10 lbs.	1	
LM16I	LM16I	782520851651	6V 16W, White (No Remote Capacity), Spectron® Circuitry	●			●	9.10 lbs.	1	
LM24CH	LM24CH	782520844288	6V 24W, Chicago Approved, White		●			10.00 lbs.	1	
LM36CH	LM36CH	782520844295	6V, 36W, Chicago Approved, White		●			11.6 lbs	1	
LM33	LM33	782520843748	6V 33W, White	●	●	●	●	11.30 lbs.	1	
LM33I	LM33I	782520851705	6V 33W, White, Spectron® Circuitry	●				11.30 lbs.	1	
LM40	LM40	782520843755	6V 40W, White	●			●	12.40 lbs.	1	
LM40-12V	LM40-12V	782520843816	12V 40W, White	●			●	12.40 lbs.	1	
LM66	LM66	782520843779	6V 66W, White	●		●		19.10 lbs.	1	
LM66-V	LM66-V	782520843779	6V 66W, White with Volt-Meter			●		19.10 lbs.	1	
LM66I	LM66I	782520851866	6V 66W, White, Spectron® Circuitry				●	19.01 lbs.	1	
LM66-12V	LM66-12V	782520843830	12V 66W, White	●		●		19.10 lbs.	1	
LM80	LM80	782520843786	6V 80W, White				●	22.00 lbs.	1	
LM80-12V	LM80-12V	782520843847	12V 80W, White	●				21.70 lbs.	1	
LM130	LM130	782520843809	6V 130W, White	●				28.60 lbs.	1	
LM130-12V	LM130-12V	782520843861	12V 130W, White	●			●	28.40 lbs.	1	



N4X Series • 120/277 VAC

• For Harsh Environments

3S SCHEDULED STOCK SHIPMENTS Regional Distribution Center Stock List

Part Number	Catalog Number	UPC Code	Description	CA 03	IL 06	PA 10	SC 07	Wt. each	Ctn. Qty	Price
N4X2	N4X2	782520364007	6V 15W, Black Housing	●			●	9.00 lbs.	1	
N4X2I	N4X2I	782520830403	6V 15W, Black Housing, Spectron® Circuitry	●			●	12.00 lbs.	1	
N4X4	N4X4	782520364106	6V 31W, Black Housing				●	12.00 lbs.	1	
N4X7	N4X7	782520364205	6V 50W, Black Housing				●	14.00 lbs.	1	
N4X7-12V	N4X7-12V	782520364403	12V 50W, Black Housing	●			●	14.00 lbs.	1	
N4X7-12VI	N4X7-12VI	782520852566	12V 50W, Black Housing, Spectron® Circuitry				●	14.00 lbs.	1	
N4X14-12V	N4X14-12V	782520822019	12V 100W, Black Housing				●	21.10 lbs.	1	
N4X14-12VI	N4X14-12VI	782520852559	12V 100W, Black Housing, Spectron® Circuitry				●	21.10 lbs.	1	




LiteGear® Series • Input/Output 120/277 VAC or 277/277 VAC

- Single Phase System
- Interruptible Emergency Power Supply

3S SCHEDULED STOCK SHIPMENTS Regional Distribution Center Stock List

Part Number	Catalog Number	UPC Code	Description	CA 03	IL 06	PA 10	SC 07	Wt. each	Ctn. Qty	Price
LG1S	LG1S	782520862008	100VA/W, Wall surface mount, white finish	●			●	43.00 lbs	1	
LG1T	LG1T	782520862015	100VA/W, Recessed T-grid ceiling mount, white finish	●			●	41.00 lbs	1	
93031771	LG2S	782520865313	250 VA/W, Wall surface mount, white finish	●				78.00 lbs	1	
93031772	LG2SI	782520865368	250 VA/W Wall surface mount, white finish with Spectron®	●				78.00 lbs	1	




Lampak® Series • 120/277 VAC

• Powers Standard Lamps



Regional Distribution Center Stock List

Part Number	Catalog Number	UPC Code	Description	CA 03	IL 06	PA 10	SC 07	Wt. each	Ctn. Qty	Price
93039236	UFO-RP1	782520866174	500 Initial Lumens, Operates (1)T8, T10, or T12 Lamp, Ni-Cad Battery, 120/277VAC	●	●		●	1.7 lbs.	1	
93039241	UFO-RP2	782520866181	700 Initial Lumens, Operates (1 or 2) T5, T5HO, T8, T10, or T12 Lamp, Ni-Cad Battery, 120/277VAC	●	●		●	2.7 lbs	1	
93039246	UFO-RP3	782520866198	1400 Initial Lumens, Operates (1 or 2) T5, T5HO, T8, T10, or T12 Lamp, Ni-Cad Battery, 120/277VAC	●	●		●	3.3 lbs	1	
UFO-LP1	UFO-LP1	782520856168	Low Profile for linear or long fluorescent lamp T5, T8(Powers 1 Lamp) 750 lumen output		●		●	3.4 lbs.	1	
UFO-LP2	UFO-LP2	782520856175	Low Profile for linear or long fluorescent lamp T5, T8(Powers 1 Lamp) 1250 lumen output		●		●	3.4 lbs.	1	
UFO-3AW	UFO-3AW	782520836320	350-450 Lumens (Powers 1 Lamp)	●	●	●	●	2.00 lbs.	1	
UFO-4W	UFO-4W	782520821470	500-600 Lumens (Powers 1 Lamp)	●	●	●	●	2.50 lbs.	1	
UFO-5W	UFO-5W	782520830007	600-700 Lumens (Powers 1 Lamp)	●	●		●	3.00 lbs.	1	
UFO-5AW	UFO-5AW	782520840853	600-700 Lumens (Powers 1 or 2 Lamps)		●		●	3.00 lbs.	1	
UFO-6W	UFO-6W	782520830014	1100-1400 Lumens (Powers 1 or 2 Lamps)	●	●		●	3.50 lbs.	1	
UFO-6W-CLD	UFO-6W-CLD	782520856144	1100-1400 Lumens (Powers 1 or 2 Lamps) -20C to 55C Cold Temp.		●			3.50 lbs.	1	
UFO-6WI	UFO-6WI	782520856212	1100-1400 Lumens (Powers 1 or 2 Lamps), Spectron® Circuitry		●		●	3.60 lbs.	1	
UFO-7W	UFO-7W	782520856151	1800-3500 Lumens (Powers 1 or 2 Lamps)		●		●	8.80 lbs.	1	
UFO-7WI	UFO-7WI	782520856229	1800-3500 Lumens (Powers 1 or 2 Lamps), Spectron® Circuitry		●		●	8.80 lbs.	1	
F-WC	F-WC	782520834425	Wire Bundle Cover (UFO-3AW through 6W only)		●		●	0.20 lbs.	1	
SPRTS	SPRTS	782520856236	Single-pole remote test switch/charge indicator. (UFO-3AW through 6W, LP1 & LP2 only)		●		●	0.20 lbs.	1	



UFO-CF Series • 120/277 VAC

• Powers Compact Lamps



Regional Distribution Center Stock List

Part Number	Catalog Number	UPC Code	Description	CA 03	IL 06	PA 10	SC 07	Wt. each	Ctn. Qty	Price
UFO-CF1	UFO-CF1	782520863982	300-750 Lumens (Powers 1 Lamp)	●	●		●	3.00 lbs	10	
UFO-CF2	UFO-CF2	782520863999	700-1100 Lumens (Powers 1 Lamp)		●		●	4.30 lbs	10	
UFO-CF2-CLD	UFO-CF2-CLD	782520864002	700-1100 Lumens (Powers 1 Lamp) -20C to 55C Cold Temp.		●		●	3.60 lbs.	10	



UFO-LED Series • 120/277 VAC Inverter Output for 25 W/VA LED Luminaires



Regional Distribution Center Stock List

Part Number	Catalog Number	UPC Code	Description	CA 03	IL 06	PA 10	SC 07	Wt. each	Ctn. Qty	Price
93046793	UFO-LED25	782520866501	Powers up to 25 VA/W of LED luminaires with full lumen output		•	•	•	7.4 lbs	6	



ATSD Series • Auxiliary Transfer Switch

- Allows egress lighting on emergency circuits on generators or inverters to be switched on/off locally



Regional Distribution Center Stock List

Part Number	Catalog Number	UPC Code	Description	CA 03	IL 06	PA 10	SC 07	Wt. each	Ctn. Qty	Price
ATSD	ATSD	782520856243	Luminaire mount 3 Amp capacity auxiliary transfer switch				•	0.80 lbs	1	
ATSD20	ATSD20	782520863494	Wall mount 20 Amp capacity auxiliary transfer switch				•	5.00 lbs	6	



EVE Series • 120/277 VAC AC Only

- Thermoplastic Housing
- AC Only
- LED
- Damp Location Listed
- Nickel Metal Hydride



Regional Distribution Center Stock List

Part Number	Catalog Number	UPC Code	Description	CA 03	IL 06	PA 10	SC 07	Wt. each	Ctn. Qty	Price
93048320	EVEURW	782520866662	Standard AC Exit, red letters, white housing	•	•	•	•	2.50 lbs.	12	
93048321	EVEURWE	782520866679	Standard Emer. Exit, red letters, white housing	•	•	•	•	2.50 lbs.	12	
93048322	EVEURWEI	782520866686	Standard Emer. Exit with SD, red letters, white housing	•	•	•	•	2.50 lbs.	12	
93048323	EVEUGW	782520866730	Standard AC Exit, green letters, white housing	•		•		2.50 lbs.	12	
93048324	EVEUGWE	782520866747	Standard Emer. Exit, green letters, white housing	•		•		2.50 lbs.	12	
93048325	EVEUGWEI	782520866754	Standard Emer. Exit with SD, green letters, white housing	•		•		2.50 lbs.	12	
93048326	EVEURB	782520866716	Standard AC Exit, red letters, black housing	•			•	2.50 lbs.	12	
93048327	EVEURBE	782520866723	Standard Emer. Exit, red letters, black housing	•	•	•	•	2.50 lbs.	12	
93049532	EVEUGBE	782520866761	Standard Emer. Exit, green letters, black housing	•			•	2.50 lbs.	12	
93049531	EVEURW-2C	782520866709	Standard AC Exit, red letters, white housing, 2-circuit	•			•	2.50 lbs.	12	



EVC Series • 120/277 VAC
 • Thermoplastic Housing
 • Fully Adjustable LED Lamphood

• High Output LED
 • White or Black Finish
 • Ceiling, Wall or End Mount



Regional Distribution Center Stock List

Part Number	Catalog Number	UPC Code	Description	CA 03	IL 06	PA 10	SC 07	Wt. each	Ctn. Qty	Price
93041415	EVCURW	782520866372	Red Letters, White Housing	•	•	•	•	3.65 lbs.	12	
93041416	EVCUGW	782520866389	Green Letters, White Housing	•	•		•	3.65 lbs.	12	
93041418	EVCURWD	782520866396	Red Letters, White Housing, Damp Listed	•			•	3.65 lbs.	12	
93041421	EVCURWD4	782520866402	Red Letters, White Hsg, Damp, Remote Capacity	•	•	•	•	3.65 lbs.	12	
93041422	EVCUGWD4	782520866419	Green Letters, White Hsg, Damp, Remote Capacity	•				3.65 lbs.	12	
93041419	EVCURWDI	782520866426	Red Letters, White Hsg, Damp, Spectron	•			•	3.65 lbs.	12	
93041420	EVCUGWDI	782520866433	Green Letters, White Hsg, Damp, Spectron	•				3.65 lbs.	12	
93042770	EVCURWD4I	782520866440	Red Letters, White Hsg, Damp, Remote Cap, Spectron	•			•	3.65 lbs.	12	
93042771	EVCURWD4-0	782520866457	Red Letters, White Hsg, Damp, Remote Cap, no-heads	•			•	3.65 lbs.	12	
93041417	EVCURBD	782520866471	Red Letters, Black Housing, Damp Listed	•			•	3.65 lbs.	12	
93041414	EVCURBD4	782520866488	Red Letters, Black Housing, Damp Listed, Remote Cap.	•				3.65 lbs.	12	



LX Series • 120/277 VAC AC Only
 • Thermoplastic Housing

• LED
 • Damp Location Listed



Regional Distribution Center Stock List

Part Number	Catalog Number	UPC Code	Description	CA 03	IL 06	PA 10	SC 07	Wt. each	Ctn. Qty	Price
LXURW	LXURW	782520836375	Red Letters, White Housing, Single/ Double Face	•	•	•	•	4.00 lbs.	12	
LXURW-2C	LXURW-2C	782520836535	Red Letters, White Housing, Single/ Double Face, 2-circuit operation	•			•	5.00 lbs.	12	
LXURB	LXURB	782520836399	Red Letters, Black Housing, Single/ Double Face	•			•	4.00 lbs.	12	
LXUGW	LXUGW	782520836412	Green Letters, White Housing, Single/ Double Face	•	•			4.00 lbs.	12	
LXUGW-2C	LXUGW-2C	782520836573	Green Letters, White Housing, Single/ Double Face, 2-circuit operation	•				4.50 lbs.	12	
PMLXW	PMLXW	782520837884	Pendant mounting kit, 12.5", White				•	2.00 lbs.	1	
FX2-E	FX2-E	782520841140	AC to Emergency Field Conversion Kit For Red Letter AC Signs				•	0.50 lbs.	12	



LX Series

3S SCHEDULED STOCK SHIPMENTS Regional Distribution Center Stock List

Part Number	Catalog Number	UPC Code	Description	CA 03	IL 06	PA 10	SC 07	Wt. each	Ctn. Qty	Price
LXURWE	LXURWE	782520836450	Red Letters, White Housing, Single/ Double Face	•	•	•	•	4.20 lbs.	12	
LXURWEI	LXURWEI	782520849603	Red Letters, White Housing, Single/ Double Face, Spectron® Circuitry	•	•	•	•	4.20 lbs.	12	
LXURBE	LXURBE	782520836474	Red Letters, Black Housing, Single/ Double Face	•	•	•	•	4.50 lbs.	12	
LXUGWE	LXUGWE	782520836498	Green Letters, White Housing, Single/ Double Face	•	•			4.50 lbs.	12	
LXUGWEI	LXUGWEI	782520851453	Green Letters, White Housing, Single/ Double Face, Spectron® Circuitry	•	•			4.50 lbs.	12	
LXUGBE	LXUGBE	782520836511	Green Letters, Black Housing, Single/ Double Face	•			•	4.50 lbs.	12	
PMLXW	PMLXW	782520837884	Pendant mounting kit, 12.5", White				•	2.00 lbs.	1	



LT Tandem Series • 120/277 VAC • Thermoplastic Housing • Emergency Unit Plus LED Exit Sign

3S SCHEDULED STOCK SHIPMENTS Regional Distribution Center Stock List

Part Number	Catalog Number	UPC Code	Description	CA 03	IL 06	PA 10	SC 07	Wt. each	Ctn. Qty	Price
LTURW	LTURW	782520837181	Red Letters, White Housing, Single/ Double Face	•	•	•	•	9.20 lbs.	4	
LTURWD	LTURWD	782520837112	Red Letters, White Housing, Single/ Double Face, Damp Location Listed				•	9.80 lbs.	4	
LTURWDI	LTURWDI	782520851446	Red Letters, White Housing, Single/ Double Face, Damp Location Listed, Spectron® Circuitry	•			•	9.80 lbs.	4	
LTURW3	LTURW3	782520837075	Red Letters, White Housing, Single/ Double Face, Remote Capacity	•	•	•	•	9.50 lbs.	4	
LTURW3-0	LTURW3-0	782520849184	Red Letters, White Housing, Single/ Double Face, Remote Capacity, No Lighting Heads		•		•	9.50 lbs.		
LTURB	LTURB	782520837198	Red Letters, Black Housing, Single/ Double Face	•			•	9.20 lbs.	4	
LTUGW	LTUGW	782520837174	Green Letters, White Housing, Single/ Double Face	•	•		•	9.20 lbs.	4	



HCX Combination Series

- 120/277 VAC
- Thermoplastic Housing
- Emergency Unit Plus LED Exit Sign
- Halogen Emergency Lamps



Regional Distribution Center Stock List

Part Number	Catalog Number	UPC Code	Description	CA 03	IL 06	PA 10	SC 07	Wt. each	Ctn. Qty	Price
HCXURW	HCXURW	782520860462	White Housing, Red Letters	●	●	●	●	8.10 lbs.	6	
HCXUGW	HCXUGW	782520860479	White Housing, Green Letters	●	●			8.10 lbs.	6	
HCXURB	HCXURB	782520861193	Red Letters, Black Housing	●				8.10 lbs.	6	
HCXURWRC12	HCXURWRC12	782520861216	White Housing, Red Letters, Remote Capacity	●	●		●	9.70 lbs.	6	
HCXUGWRC12	HCXUGWRC12	782520861223	White Housing, Green Letters, Remote Capacity	●				9.70 lbs.	6	
HCXURW-0-RC12	HCXURW-0-RC12	782520862022	White Housing, Red Letters, No Heads, 23W Remote Capacity	●	●		●	9.00 lbs.	6	
HCXUGW-0-RC12	HCXUGW-0-RC12	782520862039	White Housing, Green Letters, No Heads, 23W Remote Capacity	●			●	9.00 lbs.	6	



Sempra SE Series

- 120/277 VAC
- Cast Aluminum Housing
- LED



Regional Distribution Center Stock List

Part Number	Catalog Number	UPC Code	Description	CA 03	IL 06	PA 10	SC 07	Wt. each	Ctn. Qty	Price
SESRWV11	SESRW	782520865184	Red Letters, White Housing, Single Face	●	●		●	6.00 lbs.	6	
SESRW-VTRV11	SESRW-VTR	782520865245	Red Letters, White Housing, Single Face with Vandal/Tamper-resistant Option	●				6.00 lbs.	6	
SESRWNV11	SESRWN	782520865214	Red Letters, White Housing, Brushed Aluminum Stencil, Single Face	●				6.00 lbs.	6	
SESRBV11	SESRB	782520865122	Red Letters, Black Housing, Single Face	●				6.00 lbs.	6	
SEDRWV11	SEDRW	782520864460	Red Letters, White Housing, Double Face	●			●	6.00 lbs.	6	
SEDRBV11	SEDRB	782520864408	Red Letters, White Housing, Double Face	●				6.00 lbs.	6	
SEDRWNV11	SEDRWN	782520864491	Red Letters, White Housing, Brushed Aluminum Stencil, Double Face	●				6.00 lbs.	6	
SESRBNV11	SESRBN	782520865153	Red Letters, Black Housing, Brushed Aluminum Stencil, Single Face	●	●	●	●	6.00 lbs.	6	
SEDRBNV11	SEDRBN	782520864439	Red Letters, Black Housing, Brushed Aluminum Stencil, Double Face	●				6.00 lbs.	6	
SESGWV11	SESGW	782520865061	Green Letters, White Housing, Single Face	●			●	6.00 lbs.	6	
SESGWNV11	SESGWN	782520865092	Green Letters, White Housing, Brushed Aluminum Stencil, Single Face	●				6.00 lbs.	6	



Sempre SE Series



Regional Distribution Center Stock List

Part Number	Catalog Number	UPC Code	Description	CA 03	IL 06	PA 10	SC 07	Wt. each	Ctn. Qty	Price
SESGBNV11	SESGBN	782520865030	Green Letters, Black Housing, Brushed Aluminum Stencil, Single Face	●			●	6.00 lbs.	6	
SESGBV11	SESGB	782520865009	Green Letters, Black Housing, Single Face	●				6.00 lbs.	6	
SEDGBNV11	SEDGBN	782520864316	Green Letters, Black Housing, Brushed Aluminum Stencil, Double Face	●			●	6.00 lbs.	6	
SESRWEV11	SESRWE	782520865196	Red Letters, White Housing, Single Face	●	●	●	●	6.00 lbs.	6	
SESRWEIV11	SESRWEI	782520865207	Red Letters, White Housing, Spectron® Circuitry, Single Face	●			●	6.00 lbs.	6	
SESRWE-VTRV11	SESRWE-VTR	782520865269	Red Letters, White Housing, Single Face	●				6.00 lbs.	6	
SESRWEI-VTRV11	SESRWEI-VTR	782520865283	Red Letters, White Housing, Spectron® Circuitry, Single Face	●				6.00 lbs.	6	
SESRWNEIV11	SESRWNEI	782520865238	Red Letters, White Housing, Brushed Aluminum Stencil, Spectron® Circuitry, Single Face	●				6.00 lbs.	6	
SESRWNEV11	SESRWNE	782520865221	Red Letters, White Housing, Brushed Aluminum Stencil, Single Face	●			●	6.00 lbs.	6	
SEDRWEV11	SEDRWE	782520864477	Red Letters, White Housing, Double Face	●			●	6.00 lbs.	6	
SEDRWEIV11	SEDRWEI	782520864484	Red Letters, White Housing, Double Face, Spectron® Circuitry	●			●	6.00 lbs.	6	
SEDRWNEV11	SEDRWNE	782520864507	Red Letters, White Housing, Brushed Aluminum Stencil, Double Face				●	6.00 lbs.	6	
SESRBEV11	SESRBE	782520865139	Red Letters, Black Housing, Single Face	●			●	6.00 lbs.	6	
SEDRBEV11	SEDRBE	782520864415	Red Letters, Black Housing, Double Face				●	6.00 lbs.	6	
SESRBNEV11	SESRBNE	782520865160	Red Letters, Black Housing, Brushed Aluminum Stencil, Single Face	●	●	●	●	6.00 lbs.	6	
SESRBNE-VTRV11	SESRBNE-VTR	782520865252	Red Letters, Black Housing, Brushed Aluminum Stencil, Single Face with Vandal/Tamper-resistant Option	●				6.00 lbs.	6	
SESRBNEIV11	SESRBNEI	782520865177	Red Letters, Black Housing, Brushed Aluminum Stencil, Single Face, Spectron® Circuitry	●			●	6.00 lbs.	6	
SEDRBNEV11	SEDRBNE	782520864446	Red Letters, Black Housing, Brushed Aluminum Stencil, Double Face	●			●	6.00 lbs.	6	
SEDRBNEIV11	SEDRBNEI	782520864453	Red Letters, Black Housing, Brushed Aluminum Stencil, Double Face, Spectron® Circuitry	●				6.00 lbs.	6	
SESGWEV11	SESGWE	782520865078	Green Letters, White Housing, Single Face	●				6.00 lbs.	6	
SESGWEIV11	SESGWEI	782520865058	Green Letters, White Housing, Single Face Spectron® Circuitry	●				6.00 lbs.	6	



Sempra SE Series

35 SCHEDULED STOCK SHIPMENTS

Regional Distribution Center Stock List

Part Number	Catalog Number	UPC Code	Description	CA 03	IL 06	PA 10	SC 07	Wt. each	Ctn. Qty	Price
SESGWE-VTRV11	SESGWE-VTR	782520865276	Green Letters, White Housing, Single Face with Vandal/Tamper-resistant Option	●				6.00 lbs.	6	
SEDGWV11	SEDGW	782520864347	Green Letters, White Housing, Single Face	●				6.00 lbs.	6	
SEDGWEV11	SEDGWE	782520864354	Green Letters, White Housing, Double Face	●				6.00 lbs.	6	
SEDGWEIV11	SEDGWEI	782520864361	Green Letters, White Housing, Double Face Spectron® Circuitry	●				6.00 lbs.	6	
SESGBNEV11	SESGBNE	782520865047	Green Letters, Black Housing, Brushed Aluminum Stencil, Single Face	●				6.00 lbs.	6	
SESGBNEIV11	SESGBNEI	782520865054	Green Letters, Black Housing, Brushed Aluminum Stencil, Double Face, Spectron® Circuitry	●				6.00 lbs.	6	
SESGBNEV11	SESGBNE	782520864323	Green Letters, Black Housing, Brushed Aluminum Stencil, Double Face				●	6.00 lbs.	6	



SEWL Series

- 120/277 VAC
- Emergency Use
- Spectron
- Heater

- Cast Aluminum Housing
- Wet Location Listed
- Vandal/Tamper Resistant

35 SCHEDULED STOCK SHIPMENTS

Regional Distribution Center Stock List

Part Number	Catalog Number	UPC Code	Description	CA 03	IL 06	PA 10	SC 07	Wt. each	Ctn. Qty	Price
SEWLDGWE	SEWLDGWE	782520862398	Green Letters, White Housing, Double Face	●				13.1 lbs.	5	
SEWLSGWE	SEWLSGWE	782520862350	Green Letters, White Housing, Single Face	●				13.1 lbs.	5	
SEWLDLDRWE	SEWLDLDRWE	782520862381	Red Letters, White Housing, Double Face	●				13.1 lbs.	5	
SEWLSRWE	SEWLSRWE	782520862343	Red Letters, White Housing, Single Face	●			●	13.1 lbs.	5	
SEWLDGBE	SEWLDGBE	782520862374	Green Letters, Black Housing, Double Face	●				13.1 lbs.	5	
SEWLSGBE	SEWLSGBE	782520862336	Green Letters, Black Housing, Single Face	●				13.1 lbs.	5	
SEWLDLDRBE	SEWLDLDRBE	782520862367	Red Letters, Black Housing, Double Face	●				13.1 lbs.	5	
SEWLSRBE	SEWLSRBE	782520862329	Red Letters, Black Housing, Single Face	●			●	13.1 lbs.	5	



SEWL Series




10-Day Quick Ship Ordering Guide

Order Limit Per Fixture Selection: 50

SEWL					
MODEL	FACES	LETTER COLOR	HOUSING COLOR	OPERATION	OPTIONS
	S Single D Double	R R G Green	W White B Black	Blank AC Only E Emergency	-HTR Internal Heater ¹ -4X NEMA 4X, IP66 rating ²

Ordering Notes:
 1 For use with emergency models only
 2 Heater comes standard with -4X option on emergency models



- ### Sempra Series
- Accessory Item for SERS Series
 - Recessed Mount Cast Aluminum
 - Exit Sign Only



Regional Distribution Center Stock List

Part Number	Catalog Number	UPC Code	Description	CA 03	IL 06	PA 10	SC 07	Wt. each	Ctn. Qty	Price
RBB	RBB	782520849856	Rough-In Back Box Kit				●	2.70 lbs	1	



- ### LE Series
- Accessory Item for Recessed Mount
 - Edge Lit LED Exit Sign Models Only



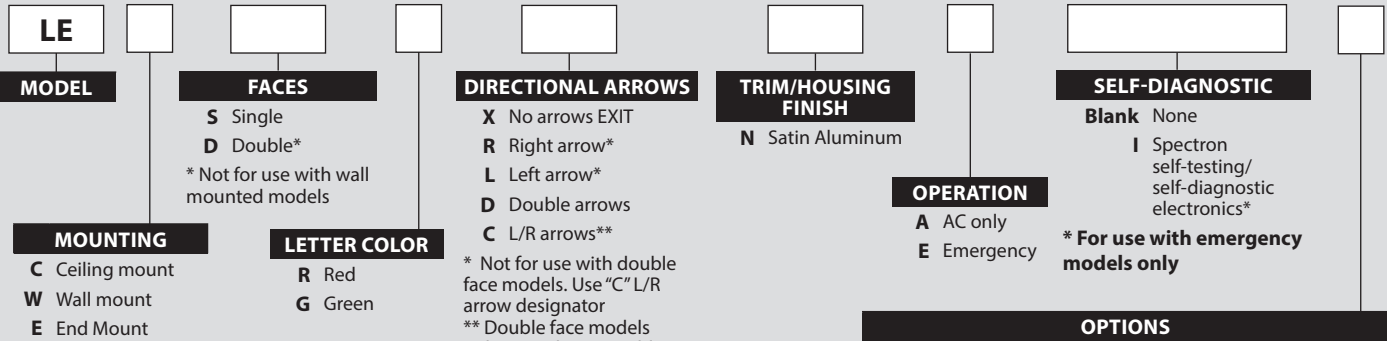
Regional Distribution Center Stock List

Part Number	Catalog Number	UPC Code	Description	CA 03	IL 06	PA 10	SC 07	Wt. each	Ctn. Qty	Price
URK	URK	782520843267	Universal Rough-in Kit	●	●	●	●	3.80 lbs.	1	



LE Series • Recessed Mounting Edge-Lit LED Exit Sign • AC or Emergency • Single/Double Faced

QS 10 10-Day Quick Ship Ordering Guide Order Limit Per Fixture Selection: 50



ACCESSORIES (order separately)

- URK** Universal rough-in kit
 - URK2C** Universal 2-circuit rough-in kit ^{a,b,c}
- ^aFor use with AC models only.
^bRough-in kit may not be ordered separately on models specified with -24K option.
^cMust be ordered in conjunction with -2C option on exit sign
- To Order Rough-In Kit Separately**
 To order rough-in kit only for field installation, add "-XK" option suffix to exit model number and order "URK" or "URK2C" kit separately.

OPTIONS

- 2C** 2-circuit operation ^{2,5}
- FAP** Fire alarm panel interface ^{3,5,6}
- FM** Flasher module ^{1,6}
- AF** Audible flasher module ^{1,6}
- DC** Remote DC operation ^{2,4,5}
- 24K** 220-240VAC, 60Hz. operation ⁹
- XK** Recessed mount exit sign less rough-in kit ^{7,9}
- W** White plaque background
- M** Mirror-plaque background ⁸
- 8L** 8 inch letter plaque (red letters only) ^{10,11}

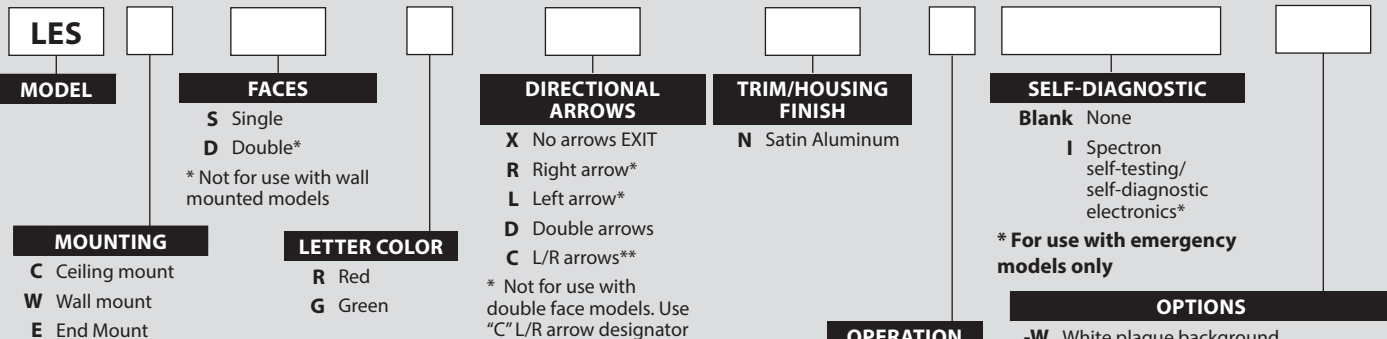
¹For use with emergency models only.
²For use with AC models only.
³Operates with 24-volt AC or DC fire alarm panels.
⁴For emergency illumination of sign from remote 6-24VDC power sources.
⁵-DC option may not be specified with -2C or -FAP options.
⁶-AF, -FM and -FAP options may not be specified together.
⁷Allows ordering of rough-in kit separately for recessed mount (LE) models.

See "Accessories".
⁸For use with single face models only. Standard on double face models.
⁹Rough-in kit may not be ordered separately on models specified with -24K option.
¹⁰LE exit models with 8" plaques registered under NY-BEC Calendar number 42135 for use in New York City.
¹¹Single face LE exit signs specified with the -8L option are supplied without backgrounds. Double face models specified with the -8L option are supplied with mirror backgrounds.



LES Series • Surface Mounting Edge-Lit LED Exit Sign • AC or Emergency • Single/Double Faced

QS 10 10-Day Quick Ship Ordering Guide Order Limit Per Fixture Selection: 50



OPTIONS

- W** White plaque background
- M** Mirror-plaque background ¹
- 8L** 8 inch letter plaque (red letters only) ^{2,3}

¹For use with single face models only. Standard on double face models.
²LES exit models with 8" plaques registered under NY-BEC Calendar number 42135 for use in New York City.

³Single face LES exit signs specified with the -8L option are supplied without backgrounds. Double face models specified with the -8L option are supplied with mirror backgrounds.



- LN4X Series**
- 120/277 VAC
 - Wet Location Listed
 - Harsh Environment Use
 - LED



Regional Distribution Center Stock List

Part Number	Catalog Number	UPC Code	Description	CA 03	IL 06	PA 10	SC 07	Wt. each	Ctn. Qty	Price
LN4XRW	LN4XRW	782520837358	Red Letters, White Stencil/Housing, Clear Front Cover, Single Face		•		•	8.80 lbs.	1	
LN4XRWE	LN4XRWE	782520837372	Red Letters, White Stencil/Housing, Clear Front Cover, Single Face				•	9.00 lbs.	1	
LN4XRWEI	LN4XRWEI	782520837396	Red Letters, White Stencil/Housing, Clear Front Cover, Single Face with Spectron® Circuitry		•			9.00 lbs.	1	



- EVR Series**
- LED Double Head Remote
 - Indoor use
 - Powered by EV4 Emergency Light



Regional Distribution Center Stock List

Part Number	Catalog Number	UPC Code	Description	CA 03	IL 06	PA 10	SC 07	Wt. each	Ctn. Qty	Price
93036789	EVR2	782520865535	Indoor LED Remote, Double Head White Finish	•		•	•	2.00 lbs.	12	
93036790	EVR2B	782520865542	12V 5W, White Remote Head	•			•	2.00 lbs.	12	



- EVHCR Series**
- High Lumen Double Head Remote
 - Indoor use
 - Powered by EVHC12 Emergency Light



Regional Distribution Center Stock List

Part Number	Catalog Number	UPC Code	Description	CA 03	IL 06	PA 10	SC 07	Wt. each	Ctn. Qty	Price
93050690	EVHCR2	782520867249	346 lumen lamp-head remote, white finish	•	•		•	2.8 lbs.	6	



EVO Series • LED Single or Double Head Remote • Outdoor use
• White or Black Finish • Powered by EV4 Emergency Light



Regional Distribution Center Stock List

Part Number	Catalog Number	UPC Code	Description	CA 03	IL 06	PA 10	SC 07	Wt. each	Ctn. Qty	Price
93041097	EVOSW	782520866228	Outdoor LED Remote, Single Head White Finish	●	●	●	●	0.8 lbs.	12	
93041098	EVODW	782520866235	Outdoor LED Remote, Double Head White Finish	●	●	●	●	1.20 lbs.	12	
93041099	EVOSB	782520866242	Outdoor LED Remote, Single Head Black Finish	●	●	●	●	0.8 lbs.	12	
93041100	EVODB	782520866259	Outdoor LED Remote, Double Head Black Finish	●	●	●	●	1.20 lbs.	12	



SRH Series • Indoor Use • Thermoplastic Housing



Regional Distribution Center Stock List

Part Number	Catalog Number	UPC Code	Description	CA 03	IL 06	PA 10	SC 07	Wt. each	Ctn. Qty	Price
SRHSW0607	SRHSW0607	782520857905	6V 7.2W Single Remote Head, White Housing			●		0.90 lbs.	1	
SRHDW0607	SRHDW0607	782520858018	6V 7.2W Double Remote Head, White Housing			●		1.5 lbs.	1	
SRHSW1207	SRHSW1207	782520857967	12V 7.2W Single Remote Head, White Housing			●		0.90 lbs.	1	
SRHDW1207	SRHDW1207	782520858070	12V 7.2W Double Remote Head, White Housing			●		1.5 lbs.	1	
SRHSW1212	SRHSW1212	782520857981	12V 12W Single Remote Head, White Housing			●		0.90 lbs.	1	
SRHDW1212	SRHDW1212	782520858094	12V 12W Double Remote Head, White Housing			●		1.5 lbs.	1	



CPR Indoor Remote Heads • MR 16 Halogen Lamp(s)
• Thermoplastic Housing
• Supplied With Mounting Plate



Regional Distribution Center Stock List

Part Number	Catalog Number	UPC Code	Description	CA 03	IL 06	PA 10	SC 07	Wt. each	Ctn. Qty	Price
CPRSW0605	CPRSW0605	782520861155	Single Remote Head, White, 6V, 5W				●	0.52 lbs.	12	
CPRDW0605	CPRDW0605	782520861162	Twin Remote Heads, White, 6V, 5W				●	1.00 lbs.	12	
CPRSB0605	CPRSB0605	782520861179	Single Remote Head, Black, 6V, 5W				●	0.52 lbs.	12	
CPRDB0605	CPRDB0605	782520861186	Twin Remote Head, Black, 6V, 5W				●	1.00 lbs.	12	



OMS Series • Outdoor Use • Aluminum Spot



Regional Distribution Center Stock List

Part Number	Catalog Number	UPC Code	Description	CA 03	IL 06	PA 10	SC 07	Wt. each	Ctn. Qty	Price
OMSSW0605	OMSSW0605	782520856472	6V 5W, Single Indoor/Outdoor White Remote Head		•	•	•	1.15 lbs.	1	
OMSDW0605	OMSDW0605	782520856731	6V 5W, Twin White Remote Heads		•		•	1.50 lbs.	1	
OMSDW0607	OMSDW0607	782520856748	6V 7.2W, Twin White Remote Heads		•			1.50 lbs.	1	
OMSSB0605	OMSSB0605	782520856601	6V 5W, Single Black Outdoor Spot	•	•	•		1.15 lbs	1	
OMSSB0607	OMSSB0607	782520856618	6V 7.2W, Single Black Outdoor Spot	•		•		1.15 lbs	1	
OMSDB0605	OMSDB0605	782520856861	6V 5W, Twin Black Outdoor Spot		•		•	1.50 lbs.		
OMSDB1208	OMSDB1208	782520856953	12V 8W, Double Black Outdoor Spot			•		1.15 lbs	1	
OMSDB1212	OMSDB1212	782520856960	12V 12W, Double Black Outdoor Spot			•		1.15 lbs	1	
OMSDW1208	OMSDW1208	782520856823	12V 8W, Double White Outdoor Spot			•		1.15 lbs	1	
OMSDW1212	OMSDW1212	782520856830	12V 12W, Double White Outdoor Spot			•		1.15 lbs	1	



GNX Series • Indoor Use • Thermoplastic Housing • Moisture Resistant



Regional Distribution Center Stock List

Part Number	Catalog Number	UPC Code	Description	CA 03	IL 06	PA 10	SC 07	Wt. each	Ctn. Qty	Price
GNXSB0607	GNXSB0607	782520857677	6V 7.2W, Single Black Remote Head				•	1.02 lbs.	1	
GNXSB1209	GNXSB1209	782520857738	12V 9W, Single Black Remote Head				•	1.02 lbs.	1	



OCR Indoor Remote Heads

- MR 16 Halogen Lamp(s)
- Thermoplastic Housing
- Supplied With Mounting Plate



Regional Distribution Center Stock List

Part Number	Catalog Number	UPC Code	Description	CA 03	IL 06	PA 10	SC 07	Wt. each	Ctn. Qty	Price
OCRSW0605	OCRSW0605	782520861292	Single Remote Head, White, 6V, 5W	●	●		●	1.30 lbs.	10	
OCRDW0605	OCRDW0605	782520861346	Twin Remote Heads, White, 6V, 5W	●		●		2.60 lbs.	5	
OCRSB0605	OCRSB0605	782520861391	Single Remote Head, Black, 6V, 5W	●	●	●	●	1.30 lbs.	10	
OCRDB0605	OCRDB0605	782520861445	Twin Remote Heads, Black, 6V, 5W			●		2.60 lbs.	5	
OCRSZ0605	OCRSZ0605	782520861490	Single Remote Head, Dark Bronze, 6V, 5W	●	●	●	●	1.30 lbs.	10	
OCRDZ0605	OCRDZ0605	782520861544	Twin Remote Heads, Dark Bronze, 6V, 5W	●	●		●	2.60 lbs.	5	

Replacement lamps are available to convert the OCR Series 6V, 5W fixture to another rating:

Lamp Part Number	Description
0110261	Halogen, MR 16, 6V, 10W
0110263	Halogen, MR 16, 12V, 5W
0110264	Halogen, MR 16, 12V, 10W

To order OCR replacement lamps, enter a purchase order with the Hubbell Lighting, Inc. Customer Service Department.



LZR Remote Head

- MR 16 Halogen Lamp(s)
- Indoor Use

- Thermoplastic Housing
- Supplied With Mountin Plate



Regional Distribution Center Stock List

Part Number	Catalog Number	UPC Code	Description	CA 03	IL 06	PA 10	SC 07	Wt. each	Ctn. Qty	Price
LZRSW0605	LZRSW0605	782520858346	6V 5W, White Remote Head				●	1.10 lbs.	4	
LZRSW1205	LZRSW1205	782520858360	12V 5W, White Remote Head			●		1.10 lbs.	4	



Wire Guards

- For Emergency Lighting Units and Exit Signs
- See Catalog for Exact Dimensions



Regional Distribution Center Stock List

Part Number	Catalog Number	UPC Code	Description	CA 03	IL 06	PA 10	SC 07	Wt. each	Ctn. Qty	Price
40G	40G	782520161101	LM-Top Mount Heads; AS, ALC-X, N4X, LN4X and NYX Tandem Units, CVEC Series (15W and 30W models)				●	3.90 lbs.	1	
41G	41G	782520161125	Delite Cylinders, CVEC Series (50 and 100W models)				●	5.90 lbs.	1	
S6WG	S6WG	782520161132	Single Remote Heads, including LZRS Series				●	1.50 lbs.	1	
WGEL	WGEL	782520572938	EZ-2, EZ-2R, LZ High Capacity, CV Series Twin Remote Heads	●			●	1.50 lbs.	1	
WGTW	WGTW	782520572945	Freedom LED; LT and CVT Wall Mount Series, NYDC and NYX Series, LG1S, HCX Combo Units	●			●	2.00 lbs.	1	
WGTCE	WGTCE	782520572952	Freedom LED, LT, CVT, CVD-Ceil. Or End Mount, Ceiling Mounted NYDC and NYX Exits	●			●	2.00 lbs.	1	
WGLX	WGLX	782520837785	EXT-122-EM-K; Wall mounted LX, LEDS, CV3 and SEMPRA Exits	●	●	●	●	1.00 lbs.	1	
WGLXC	WGLXC	782520837792	Ceiling mounted LX, DK, CV3, LEDS, and SEMPRA Exits				●	1.90 lbs.	1	
WGLXE	WGLXE	782520837808	End mounted LX, CVD, CV3, LEDS and SEMPRA Exits				●	1.90 lbs.	1	
WGLZ	WGLZ	782520837778	SL1, LZ2	●			●	1.00 lbs.	1	
WG-MLT	WG-MLT	782520161156	Lite2; Wall mounted LX, CV3, SEMPRA, DEX, DK and DVD Exits	●			●	2.00 lbs.	1	



Vandal Resistant Shields

- For Emergency Lighting Units and Exit Signs
- See Catalog for Exact Dimensions



Regional Distribution Center Stock List

Part Number	Catalog Number	UPC Code	Description	CA 03	IL 06	PA 10	SC 07	Wt. each	Ctn. Qty	Price
VRS	VRS	782520171407	EZ-2, LZ2, LZ High Capacity, EXT-122-EM-K, EZ-2R	●		●	●	2.00 lbs.	1	
VRS3	VRS3	782520846657	Freedom LED, LX, DK, LEDS, SEMPRA	●			●	1.30 lbs.	1	
VRS-4X	VRS-4X	782520171407	EZ-2, LZ2, LZ High Capacity, EXT-122-EM-K, EZ-2R with wall gasket				●	2.00 lbs.	1	



CSR Series

- International Voltage
- LED
- White Thermoplastic Housing
- Universal Face
- 120 or 220-240VAC



Regional Distribution Center Stock List

Part Number	Catalog Number	UPC Code	Description	CA 03	IL 06	PA 10	SC 07	Wt. each	Ctn. Qty	Price
93058260	CSRIV	856143001783	International Voltage SALIDA LED Sign, AC only	●			●	2.00 lbs.	6	
93056261	CSREIV	856143001790	International Voltage SALIDA LED Sign, Emergency with NiCad battery	●			●	2.00 lbs.	6	



CE Series

- 120/277 VAC
- LED
- White Thermoplastic Housing
- Universal Face
- Damp Location Listed



Regional Distribution Center Stock List

Part Number	Catalog Number	UPC Code	Description	CA 03	IL 06	PA 10	SC 07	Wt. each	Ctn. Qty	Price
93043113	CER	856143001448	Exit sign, Red Letters, Universal Face with NiCad battery	●	●	●	●	2.00 lbs.	6	
93043114	CEG	856143001455	Exit sign, Green Letters, Universal Face with NiCad battery	●			●	2.00 lbs.	6	
93043116	CERRC	856143001462	Exit sign, Red Letters, Universal Face, NiCad battery, remote capacity	●	●	●	●	2.00 lbs.	6	
93043117	CEGRC	856143001479	Exit sign, Green Letters, Univ. Face, NiCad battery, remote capacity	●			●	2.00 lbs.	6	



CEL Series

- Edge-Lit LED Exit Sign
- 120/277 VAC
- Surface or Recessed Mount w/ Battery



Regional Distribution Center Stock List

Part Number	Catalog Number	UPC Code	Description	CA 03	IL 06	PA 10	SC 07	Wt. each	Ctn. Qty	Price
93043118	CELS1RNE	856143001547	Surface Mount, Single-Face, Red letters, Brushed Aluminum with Battery	●			●	3.23 lbs.	6	
93043119	CELS1GNE	856143001554	Surface Mount, Single-Face, Green letters, Brushed Aluminum with Battery	●				3.23 lbs.	6	
93043120	CELS2RNE	856143001561	Surface Mount, Double-Face, Red letters, Brushed Aluminum with Battery	●			●	3.23 lbs.	6	
93043121	CELS2GNE	856143001578	Surface Mount, Double-Face, Green letters, Brushed Aluminum with Battery	●				3.23 lbs.	6	
93043122	CELR1RNE	856143001585	Recessed Mount, Single-Face, Red letters, Brushed Aluminum with Battery	●			●	6.14 lbs.	3	
93043123	CELR1GNE	856143001592	Recessed Mount, Single-Face, Green letters, Brushed Aluminum with Battery	●				6.14 lbs.	3	
93043124	CELR2RNE	856143001608	Recessed Mount, Double-Face, Red letters, Brushed Aluminum with Battery	●			●	6.14 lbs.	3	
93043125	CELR2GNE	856143001615	Recessed Mount, Double-Face, Green letters, Brushed Aluminum with Battery	●				6.14 lbs.	3	



CCL Series

- Thin Die-Cast LED Exit Sign
- Single or Double Face
- Surface or Recessed Mount w/ Battery
- Top, End or Ceiling Mount
- 120/277 VAC
- AC or Emergency



Regional Distribution Center Stock List

Part Number	Catalog Number	UPC Code	Description	CA 03	IL 06	PA 10	SC 07	Wt. each	Ctn. Qty	Price
93047786	CCEBRE	856143001684	Brushed Aluminum, Black, Single-Face, Red letters with Battery	●			●	2.80 lbs.	8	
93047787	CCEBRE	856143001691	Brushed Aluminum, Black, Double-Face, Red letters with Battery	●			●	2.80 lbs.	8	
93047788	CCEBGE	856143001707	Brushed Aluminum, Black, Single-Face, Green letters with Battery	●				2.80 lbs.	8	
93047789	CCEBGE	856143001714	Brushed Aluminum, Black, Double-Face, Green letters with Battery	●				2.80 lbs.	8	
93047790	CCEBR	856143001721	Brushed Aluminum, Black, Single-Face, Red letters, AC only	●			●	2.80 lbs.	8	
93047791	CCEBR	856143001738	Brushed Aluminum, Black, Double-Face, Red letters, AC only	●			●	2.80 lbs.	8	
93047792	CCEBGE	856143001745	Brushed Aluminum, Black, Single-Face, Green letters, AC only	●				2.80 lbs.	8	
93047793	CCEBGE	856143001752	Brushed Aluminum, Black, Double-Face, Green letters, AC only	●				2.80 lbs.	8	



CEW Series

- 120/277 VAC
- Impact Resistant, Polycarbonate Housing and Face-Plate
- Wet Location Listed



Regional Distribution Center Stock List

Part Number	Catalog Number	UPC Code	Description	CA 03	IL 06	PA 10	SC 07	Wt. each	Ctn. Qty	Price
93047782	CEWSRE	856143001646	Wet Location, Single Face, Red Letters, with NiCad battery	●	●	●	●	4.3 lbs	6	
93047783	CEWDRE	856143001653	Wet Location, Double Face, Red Letters, with NiCad battery	●	●	●	●	4.3 lbs.	6	
93047784	CEWSGE	856143001660	Wet Location, Single Face, Green Letters, with NiCad battery	●				4.3 lbs	6	
93047785	CEWDGE	856143001677	Wet Location, Double Face, Green Letters, with NiCad battery	●				4.3 lbs.	6	



CC Series

- 120/277 VAC
- White Thermoplastic Housing
- Dual Adjustable Heads
- LED
- Damp Location Listed



Regional Distribution Center Stock List

Part Number	Catalog Number	UPC Code	Description	CA 03	IL 06	PA 10	SC 07	Wt. each	Ctn. Qty	Price
93043109	CCR	856143001400	Red Letters, White Housing, Single/ Double Face	●	●	●	●	2.50 lbs.	6	
93043110	CCG	856143001417	Green Letters, White Housing, Single/ Double Face	●			●	2.50 lbs.	6	
93043111	CCRRC	856143001424	Red Letters, White Housing, Single/ Double Face	●	●	●	●	2.50 lbs.	6	
93043112	CCGRC	856143001431	Green Letters, White Housing, Single/ Double Face	●			●	2.50 lbs.	6	



- CU2 Series**
- 120/277 VAC
 - LED
 - White Thermoplastic Housing
 - Damper Location Listed



Regional Distribution Center Stock List

Part Number	Catalog Number	UPC Code	Description	CA 03	IL 06	PA 10	SC 07	Wt. each	Ctn. Qty	Price
93043107	CU2	856143001486	2 head LED Emergency Light	•	•	•	•	1.00 lbs.	12	
93043108	CU2RC	856143001493	2 head LED Emergency Light with remote capacity	•			•	1.00 lbs.	12	



- CSWEU2**
- 120/277 VAC
 - Dual Adjustable Heads
 - Wet Location Listed



Regional Distribution Center Stock List

Part Number	Catalog Number	UPC Code	Description	CA 03	IL 06	PA 10	SC 07	Wt. each	Ctn. Qty	Price
CSWEU2	CSWEU2	856143001399	6V 14W, White Housing, Clear Poly-Carbonate Cover	•			•	5.00 lbs.	6	




- CU2W Series**
- 120/277 VAC
 - 9.6VDC NiCad Battery
 - Grey or Black Housing
 - 2 Head LED
 - Wet Location Listed



Regional Distribution Center Stock List

Part Number	Catalog Number	UPC Code	Description	CA 03	IL 06	PA 10	SC 07	Wt. each	Ctn. Qty	Price
93047780	CU2WG	856143001622	2 Head Adjustable Wet Location LED Emergency Light, Grey Housing	•	•	•	•	7.50 lbs.	4	
93047781	CU2WB	856143001639	2 Head Adjustable Wet Location LED Emergency Light, Black Housing	•			•	7.50 lbs.	4	



- CWR Series**
- Matching Outdoor Remotes for use with CU2W
 - LED



Regional Distribution Center Stock List

Part Number	Catalog Number	UPC Code	Description	CA 03	IL 06	PA 10	SC 07	TX 04	Wt. each	Ctn. Qty	Price
93048687	CWRS	856143001776	Outdoor LED Single Head, Grey, With Mounting Plate, Powered by CU2W	•		•	•		2.00 lbs.		
93048688	CWRD	856143001769	Outdoor LED Double Head, Grey, With Mounting Plate, Powered by CU2W	•		•	•		3.00 lbs.		



CIR Series • Matching Indoor Remote Heads
• LED • White Thermoplastic Housing



Regional Distribution Center Stock List

Part Number	Catalog Number	UPC Code	Description	CA 03	IL 06	PA 10	SC 07	Wt. each	Ctn. Qty	Price
93043126	CIRS	856143001509	LED Single Head, White, With Mounting Plate	•		•	•	1.00 lbs.	20	
93043127	CIRD	856143001516	LED Double Head, White, With Mounting Plate	•		•	•	1.20 lbs.	12	



COR Series • Sealed outdoor Remote Heads
• LED • White Thermoplastic Housing



Regional Distribution Center Stock List

Part Number	Catalog Number	UPC Code	Description	CA 03	IL 06	PA 10	SC 07	Wt. each	Ctn. Qty	Price
93043128	CORS	856143001523	LED Outdoor Single-Head Remote	•	•	•	•	1.00 lbs.	20	
93043129	CORD	856143001530	LED Outdoor Double-Head Remote		•	•	•	1.20 lbs.	12	

Index

0-9

Product	Page	Brand
0460541B	58	Industrial
0460542B	58	Industrial
0460543B	58	Industrial
0460547B	58	Industrial
103	75	Outdoor
103-7	75	Outdoor
10371	75	Outdoor
10372	75	Outdoor
20102389702	86	Spaulding
20102389702	86	Spaulding
20102389702	88	Spaulding
20102389802	86	Spaulding
26103709901	93	Sportsliter Solutions
26107349901	93	Sportsliter Solutions
27701349904	86	Spaulding
27701349904	86	Spaulding
27701349904	86	Spaulding
27701349904	88	Spaulding
306	75	Outdoor
30813M	75	Outdoor
30913ML	75	Outdoor
30914ML	75	Outdoor
309M51ML	75	Outdoor
309M54ML	75	Outdoor
309ML	75	Outdoor
309VGM	75	Outdoor
4024C	74	Outdoor
4024SLS	94	Sportsliter Solutions
4040	74	Outdoor
4041	74	Outdoor
40G	131	Dual-Lite
41G	131	Dual-Lite
4348/132T8/	100	Kim Lighting
4348P70/	100	Kim Lighting
4D5	34	Prescolite
4LFLED5G435K	39	Prescolite
4LFLED5G435KWT	39	Prescolite
4LFLED7G435K	39	Prescolite
4PS	12	Columbia
4PS24-232G-FSA12125-EU	12	Columbia
4PS24-332G-FSA12125-3EU	12	Columbia
4PS24-332G-FSA12125-EU	12	Columbia
4SQCFH1	40	Prescolite
4SQCFH1WW	40	Prescolite
583G	76	Outdoor
6CFH	41	Prescolite
6CFH1	41	Prescolite
6CFV	41	Prescolite
6CFVWT	41	Prescolite
6LCLED535K8	37	Prescolite
6LCLED535K8WT	37	Prescolite
6LCLED635K8	37	Prescolite
6LCLED635K8WHWT	37	Prescolite
6LCLED635K8WT	37	Prescolite
6LCLED735K8	37	Prescolite
6LCLED735K8WT	37	Prescolite
6LCLED835K8	37	Prescolite
6LCLED935K8	37	Prescolite
6LFLED5G435K	39	Prescolite
6LFLED5G435KWT	39	Prescolite
6LFLED6G435K	39	Prescolite
6LFLED6G435KWT	39	Prescolite
6LFLED7G435K	39	Prescolite
6LFLED7G435KWT	39	Prescolite
6LFLED7G440K	39	Prescolite
6LFLED7G440KWT	39	Prescolite
80033990104	68	Outdoor
8CFH	41	Prescolite
8CFH1	41	Prescolite
8CFV	41	Prescolite
8LFLED7G435K	39	Prescolite
93031771	117	Dual-Lite
93031772	117	Dual-Lite
93036776	112	Dual-Lite
93036777	112	Dual-Lite
93036778	112	Dual-Lite
93036779	112	Dual-Lite
93036780	112	Dual-Lite
93036783	112	Dual-Lite
93036784	112	Dual-Lite
93036786	112	Dual-Lite
93036789	127	Dual-Lite
93036790	127	Dual-Lite
93037695	112	Dual-Lite
93037696	112	Dual-Lite
93037699	112	Dual-Lite
93037700	112	Dual-Lite
93039236	118	Dual-Lite
93039241	118	Dual-Lite
93039246	118	Dual-Lite
93041097	128	Dual-Lite
93041098	128	Dual-Lite
93041099	128	Dual-Lite
93041100	128	Dual-Lite
93041414	120	Dual-Lite
93041415	120	Dual-Lite
93041416	120	Dual-Lite
93041417	120	Dual-Lite
93041418	120	Dual-Lite
93041419	120	Dual-Lite
93041420	120	Dual-Lite
93041421	120	Dual-Lite
93041422	120	Dual-Lite
93042770	120	Dual-Lite
93042771	120	Dual-Lite
93043107	134	Compass
93043108	134	Compass
93043109	133	Compass
93043110	133	Compass
93043111	133	Compass
93043112	133	Compass
93043113	132	Compass
93043114	132	Compass
93043116	132	Compass
93043117	132	Compass
93043118	132	Compass
93043119	132	Compass
93043120	132	Compass
93043121	132	Compass
93043122	132	Compass

93043123	132	Compass
93043124	132	Compass
93043125	132	Compass
93043126	135	Compass
93043127	135	Compass
93043128	135	Compass
93046793	119	Dual-Lite
93047780	134	Compass
93047781	134	Compass
93047782	133	Compass
93047783	133	Compass
93047784	133	Compass
93047785	133	Compass
93047786	133	Compass
93047787	133	Compass
93047788	133	Compass
93047789	133	Compass
93047790	133	Compass
93047791	133	Compass
93047792	133	Compass
93047793	133	Compass
93048320	119	Dual-Lite
93048321	119	Dual-Lite
93048322	119	Dual-Lite
93048323	119	Dual-Lite
93048324	119	Dual-Lite
93048325	119	Dual-Lite
93048326	119	Dual-Lite
93048327	119	Dual-Lite
93048687	134	Compass
93048688	134	Compass
93048744	112	Dual-Lite
93048745	112	Dual-Lite
93049531	119	Dual-Lite
93049532	119	Dual-Lite
93050453	113	Dual-Lite
93050454	113	Dual-Lite
93050456	113	Dual-Lite
93050457	113	Dual-Lite
93050458	113	Dual-Lite
93050459	113	Dual-Lite
93050460	113	Dual-Lite
93050690	127	Dual-Lite
93056261	132	Compass
93058260	132	Compass

A-Z

Product	Page	Brand
A12.095 22.500-22.500	10	Columbia
A12.095 22.500-46.562	10	Columbia
A12.125	10	Columbia
ACCESSORIES	25	Columbia
AD	14	Columbia
AD4-132-EU	14	Columbia
AD4-232-EU	14	Columbia
AKT6LED3	51	Prescolite
AKTCLS	51	Prescolite
AKTQ24T	51	Prescolite
AKTSLED3/4	51	Prescolite
ALF12LU5KBZ	61	Outdoor
ALF6LU5KBZ	61	Outdoor

ALFW6LU5KBZ	66	Outdoor
ALFW6LU5KBZPC	66	Outdoor
ALS	31	Alera
ALT3P70	97	Kim Lighting
AR3	98	Kim Lighting
AR3E35	98	Kim Lighting
ARF 1	78	Spaulding
ARF 2	78	Spaulding
ARF 3	78	Spaulding
ARF 4	78	Spaulding
ARS	80	Spaulding
ATSD	119	Dual-Lite
ATSD20	119	Dual-Lite
AW	15	Columbia
AWDP3120	58	Industrial
AWN2-217-EU	15	Columbia
AWN4-232-ELWU	15	Columbia
AWN4-232-EPU	15	Columbia
AWN4-232-EU	15	Columbia
AWN8-232-4ELWU	15	Columbia
AWN8-232-4EU	15	Columbia
AWSP3120	58	Industrial
AWW4-332-3EU	15	Columbia
AWW4-432-4EU	15	Columbia
B24	50	Prescolite
B6	50	Prescolite
BD215BL	102	Kim Lighting
BIL	13	Columbia
BIL4-232-EPU	13	Columbia
BL400P8LB1WHUPEX	55	Industrial
BL400P8WAEXUPL	55	Industrial
BL400PHB	54	Industrial
BL400PLBEX	54	Industrial
BL400PVBCEXUPL	55	Industrial
BLA400P8WHEX	55	Industrial
BLA400P8WHEXQSS	55	Industrial
BLAC4HLP4	54	Industrial
BLBI	55	Industrial
BLLB1	55	Industrial
BLLR14	55	Industrial
BLPA2	55	Industrial
BLPKENC	55	Industrial
BLWA22	55	Industrial
BN192/3L3KUV/BL	104	Kim Lighting
BN275NB	102	Kim Lighting
BN275VG	102	Kim Lighting
BX4-120	49	Prescolite
C14	101	Kim Lighting
C15	101	Kim Lighting
C24	101	Kim Lighting
C54	102	Kim Lighting
C6P15-120	18	Columbia
C6TL15-120	18	Columbia
C6TL15-277	18	Columbia
C700F3/7L3KUV/NB	103	Kim Lighting
C725NB	103	Kim Lighting
C735NB	103	Kim Lighting
C745NB	103	Kim Lighting
C942FE	113	Dual-Lite
CB150	74	Outdoor
CB75	74	Outdoor
CFR6126EB	34	Prescolite
CFR626EB	34	Prescolite

CFR826UEB.....	34	Prescolite	CRPC2P40H420.....	83	Spaulding
CFT632EB.....	35	Prescolite	CRPC2P40H425.....	83	Spaulding
CFT632HEB.....	34	Prescolite	CS.....	22,23	Columbia
CFT832EB.....	35	Prescolite	CS2-117-EU.....	22	Columbia
CFT832HEB.....	34	Prescolite	CS2-217-EU.....	22	Columbia
CFTD832HEB.....	34	Prescolite	CS2-220-L120.....	22	Columbia
CH.....	23	Columbia	CS3-225-EU.....	22	Columbia
CH1.5-115-L120.....	23	Columbia	CS4-132-EU.....	22	Columbia
CH2-117-EU.....	23	Columbia	CS4-232-4ELWU.....	22	Columbia
CH2-120-L120.....	23	Columbia	CS4-232-ELWU.....	22	Columbia
CH3-125-EU.....	23	Columbia	CS4-232-EPU.....	22	Columbia
CH4-132-EU.....	23	Columbia	CS4-232-EU.....	22	Columbia
CH4-140-L120.....	23	Columbia	CS4-254-EPU.....	22	Columbia
CH8-132-EU.....	23	Columbia	CS8-132-EU.....	22	Columbia
CHLM.....	55	Industrial	CS8-232-4ELWU.....	22	Columbia
CHRA4.....	23	Columbia	CS8-232-4EU.....	22	Columbia
CHW12.....	54	Industrial	CS8-254-4EPU.....	22	Columbia
CHWG4.....	23	Columbia	CS8-296-EU120.....	22	Columbia
CIC12.....	54	Industrial	CS8-296T8-EU.....	22	Columbia
CIC3.....	54	Industrial	CSHC.....	22	Columbia
CL1.....	81	Spaulding	CSR.....	16	Columbia
CL1-A-60LU-4K-3-DB.....	80	Spaulding	CSR4.....	22	Columbia
CL1-A-60LU-4K-4-DB.....	80	Spaulding	CSR4-232-ST-ELWU.....	16	Columbia
CL1-A-60LU-5K-3-DB.....	80	Spaulding	CSR4-232-ST-EU.....	16	Columbia
CL1-A-60LU-5K-4-DB.....	80	Spaulding	CSR8-232-ST-4EU.....	16	Columbia
CL1-A-90LU-4K-3-DB.....	81	Spaulding	CSR8-296T8-ST-EU.....	16	Columbia
CL1-A-90LU-4K-4-DB.....	81	Spaulding	CSRU4.....	22	Columbia
CL1-A-90LU-5K-3-DB.....	80	Spaulding	CSRWG4.....	16	Columbia
CL1-A-90LU-5K-4-DB.....	80	Spaulding	CSWEU2.....	134	Compass
CL1S.....	82	Spaulding	CSWG4.....	22	Columbia
CLPC160LU5K320.....	81	Spaulding	CSZT.....	16	Columbia
CLPC160LU5K325.....	81	Spaulding	CSZT.....	22	Columbia
CLPC190LU5K320.....	81	Spaulding	CV.....	29	Alera
CLPC190LU5K325.....	81	Spaulding	CVEC100-12V.....	115	Dual-Lite
CLPC190LU5K420.....	81	Spaulding	CVEC15.....	115	Dual-Lite
CLPC190LU5K425.....	81	Spaulding	CVEC30.....	115	Dual-Lite
CLPC260LU5K320.....	82	Spaulding	CVEC50.....	115	Dual-Lite
CLPC260LU5K325.....	82	Spaulding	CVEC50-12V.....	115	Dual-Lite
CLPC290LU5K320.....	82	Spaulding	CVL.....	27	Alera
CLPC290LU5K325.....	82	Spaulding	CVRB.....	28	Alera
CLPC290LU5K420.....	82	Spaulding	CVRL.....	28	Alera
CLPC290LU5K425.....	82	Spaulding	CVSL.....	29	Alera
COAB.....	74	Outdoor	D2FRM.....	33	Prescolite
COAG.....	74	Outdoor	D2ICAT.....	33	Prescolite
CP12120.....	54	Industrial	D432EB.....	33	Prescolite
CP12277.....	54	Industrial	DBX.....	46	Prescolite
CPRDB0605.....	128	Dual-Lite	DBXQC.....	46	Prescolite
CPRDW0605.....	128	Dual-Lite	DBXQL.....	46	Prescolite
CPRSB0605.....	128	Dual-Lite	DDL140L1.....	72	Outdoor
CPRSW0605.....	128	Dual-Lite	DDL56L4K1NA.....	72	Outdoor
CPTC25.....	54	Industrial	DDL9L1.....	72	Outdoor
CR1.....	83	Spaulding	DDR100S.....	73	Outdoor
CR1AP25H3FQDBL.....	82	Spaulding	DDR150S.....	73	Outdoor
CR1AP40H3FQDBL.....	82	Spaulding	DDR5AP.....	73	Outdoor
CR1AP40H4FQDBL.....	82	Spaulding	DDS100P.....	73	Outdoor
CRPC1P25H320.....	83	Spaulding	DDS100PL.....	73	Outdoor
CRPC1P40H320.....	83	Spaulding	DDS100S.....	73	Outdoor
CRPC1P40H325.....	83	Spaulding	DDS150S.....	73	Outdoor
CRPC1P40H420.....	83	Spaulding	DDS65F.....	73	Outdoor
CRPC1P40H425.....	83	Spaulding	DDS70S.....	73	Outdoor
CRPC2P25H320.....	83	Spaulding	DR&SHLD JT824 FS A12.....	10	Columbia
CRPC2P40H320.....	83	Spaulding	EL115GR.....	104	Kim Lighting
CRPC2P40H325.....	83	Spaulding	EL190/3L3KUV/BL.....	104	Kim Lighting

EL205BL.....	101	Kim Lighting	GSL21L.....	71	Outdoor
EL210BL.....	101	Kim Lighting	H60BL.....	104	Kim Lighting
EL218F3/8L3KUV/BL.....	102	Kim Lighting	H60NB.....	104	Kim Lighting
EL220BL.....	100	Kim Lighting	H70BL.....	104	Kim Lighting
EL220GR.....	100	Kim Lighting	H70NB.....	104	Kim Lighting
EL700F3/12L3KUV/BL.....	103	Kim Lighting	H80BL.....	104	Kim Lighting
EL700F3/7L3KUV/BL.....	103	Kim Lighting	H80NB.....	104	Kim Lighting
EL700F3/9L3KUV/BL.....	103	Kim Lighting	HBA2B.....	53	Industrial
EL720BL.....	103	Kim Lighting	HBL72LUNN5KN070NDWH.....	53	Industrial
EL730BL.....	103	Kim Lighting	HBL72LUNN5KW070NDWH.....	53	Industrial
EL730GR.....	103	Kim Lighting	HGXUGW.....	122	Dual-Lite
EL740BL.....	103	Kim Lighting	HGXUGW-0-RC12.....	122	Dual-Lite
EL740DB.....	103	Kim Lighting	HGXUGWRC12.....	122	Dual-Lite
EL740GR.....	103	Kim Lighting	HGXURB.....	122	Dual-Lite
ELAB.....	74	Outdoor	HGXURW.....	122	Dual-Lite
ELPT.....	74	Outdoor	HGXURW-0-RC12.....	122	Dual-Lite
EP17.....	105	Kim Lighting	HGXURWRC12.....	122	Dual-Lite
EPC.....	5	Columbia	HOOKLOOP.....	54	Industrial
EPC22-224G-SH-EPU-F5835.....	5	Columbia	IBX26ICAT.....	46	Prescolite
EPC24-228G-SH-EPU-F5835.....	5	Columbia	IBX4-120.....	49	Prescolite
EPC24-232G-SH-EU-F0835.....	5	Columbia	IBXS.....	47	Prescolite
EXEC-RT21.....	91	Sterner	ICBOX.....	50	Prescolite
EZ-2.....	113	Dual-Lite	J-27N/BL-P.....	105	Kim Lighting
EZ-2-D.....	113	Dual-Lite	JB1/BL-P.....	105	Kim Lighting
EZ-2-V.....	113	Dual-Lite	JBR2.....	105	Kim Lighting
EZ-2I.....	113	Dual-Lite	JBR3.....	105	Kim Lighting
EZ-2R.....	115	Dual-Lite	JBR30.....	105	Kim Lighting
EZ-2RI.....	115	Dual-Lite	JBR32.....	105	Kim Lighting
F-CBM.....	115	Dual-Lite	JBR4.....	105	Kim Lighting
F-WC.....	118	Dual-Lite	JT8.....	10,11	Columbia
F042F8.....	63	Outdoor	JT822-232U6G-FSA12-EU.....	10	Columbia
F050H1.....	63	Outdoor	JT822-232U6SM-FSA12-EU.....	10	Columbia
F070H1.....	63	Outdoor	JT824-232G-FSA12-ELWU.....	10	Columbia
F070S1.....	63	Outdoor	JT824-232G-FSA12-EU.....	10	Columbia
F100H1.....	63	Outdoor	JT824-232G-FSA12-EU-F835-C388.....	10	Columbia
F150S1.....	63	Outdoor	JT824-232G-FSA12125-EU.....	10	Columbia
FH215BL.....	102	Kim Lighting	JT824-332G-FSA12-3ELWU.....	10	Columbia
FK14.....	25	Columbia	JT824-332G-FSA12-3EPU.....	10	Columbia
FK22.....	25	Columbia	JT824-332G-FSA12-3EU.....	10	Columbia
FK24.....	25	Columbia	JT824-332G-FSA12-3EU-F835.....	10	Columbia
FLAB.....	74	Outdoor	JT824-332G-FSA12-3EU-F835-C388.....	10	Columbia
FLL28L.....	61	Outdoor	JT824-332G-FSA12-3EU-F841.....	10	Columbia
FML14.....	61	Outdoor	JT824-332G-FSA12-EU.....	10	Columbia
FML14PC1.....	61	Outdoor	JT824-332G-FSA12125-3EU.....	10	Columbia
FN1.....	85	Spaulding	JT824-332SM-FSA12-3EU.....	10	Columbia
FN2-24LU-3K-DB.....	85	Spaulding	JT824-432G-FSA12-4EU.....	10	Columbia
FN2-24LU-5K-DB.....	85	Spaulding	JT824-432G-FSA12-4EU-F835.....	10	Columbia
FSDFI.....	50	Prescolite	JT824-432G-FSA12-4EU-F835-C388.....	10	Columbia
FSL7.....	61	Outdoor	JT824-432G-FSA12-4EU-F841.....	10	Columbia
FSL7PC1.....	61	Outdoor	JT824-432G-FSA12-4EU-F841-C388.....	10	Columbia
FT4LV.....	44	Prescolite	JT824-432G-FSA12-EU.....	10	Columbia
FT6.....	43	Prescolite	JT824-432SM-FSA12-4EU.....	10	Columbia
FT6CF.....	43	Prescolite	JWBL.....	105	Kim Lighting
FT6QLIC.....	43	Prescolite	K.....	21	Columbia
FX2-E.....	120	Dual-Lite	K4-232-EU.....	21	Columbia
FXL56L.....	61	Outdoor	K8-296HO-EPU.....	21	Columbia
GLH10.....	25	Columbia	K8-296T8HO-EPU.....	21	Columbia
GLH5.....	25	Columbia	KAG25S.....	56	Industrial
GNAB.....	74	Outdoor	KAG25S.....	56	Industrial
GNXSB0607.....	129	Dual-Lite	KG.....	57	Industrial
GNXSB1209.....	129	Dual-Lite	KG17.....	56	Industrial
GP12BL.....	76	Outdoor	KG17.....	56	Industrial
GSL15L.....	71	Outdoor	KG25.....	56	Industrial

KG25.....	56	Industrial	LB4LEDA30K WH.....	45	Prescolite
KG40.....	56	Industrial	LB6LEDA10L30K WH.....	45	Prescolite
KG40.....	56	Industrial	LB6LEDA10L35K WH.....	45	Prescolite
KHA2B.....	56	Industrial	LB6LEDA8L30K WH.....	45	Prescolite
KHAG17.....	56	Industrial	LBSLEDA10L30K9 WH.....	45	Prescolite
KHC.....	21	Columbia	LBSQLEDA10L30K9 WH.....	45	Prescolite
KHC.....	21	Columbia	LC6LED120.....	36	Prescolite
KHDP170.....	56	Industrial	LC6LED120DM.....	36	Prescolite
Kit - STE/TRA 2x4 Dust Guard.....	6	Columbia	LC6LED120DMEM.....	36	Prescolite
KL.....	21	Columbia	LC6LED277.....	36	Prescolite
KL.....	57	Industrial	LC6LED277DM.....	36	Prescolite
KL4-232-U-EU.....	21	Columbia	LC6LED277DMEM.....	36	Prescolite
KLV-PC1.....	105	Kim Lighting	LC6LED8120.....	36	Prescolite
KLV-TC24.....	105	Kim Lighting	LC6LED8277.....	36	Prescolite
KLV190/3L3KUV/BL.....	104	Kim Lighting	LCS.....	3	Columbia
KLV192/3L3KUV/BL.....	104	Kim Lighting	LCS4-35ML-EU.....	3	Columbia
KLV201BL.....	101	Kim Lighting	LCS4-40ML-EU.....	3	Columbia
KLV205BL.....	101	Kim Lighting	LF4LEDG4.....	38	Prescolite
KLV215BL.....	102	Kim Lighting	LF4LEDG4EMR.....	38	Prescolite
KLV216BL.....	102	Kim Lighting	LF4SQCFH132EB.....	40	Prescolite
KLV216GR.....	102	Kim Lighting	LF4SQCFH132EBWW.....	40	Prescolite
KLV400BL.....	104	Kim Lighting	LF4SQLEDG4.....	38	Prescolite
KLV405BL.....	104	Kim Lighting	LF4SQLEDG4WW.....	38	Prescolite
KLV410.....	104	Kim Lighting	LF6CFH132EB.....	40	Prescolite
KLV415BL.....	104	Kim Lighting	LF6CFH213EB.....	40	Prescolite
KLV427.....	104	Kim Lighting	LF6CFH218EB.....	40	Prescolite
KLV432.....	104	Kim Lighting	LF6CFH226EB.....	40	Prescolite
KLV600.....	105	Kim Lighting	LF6CFV32EB.....	40	Prescolite
KLV605.....	105	Kim Lighting	LF6LED8G4120.....	38	Prescolite
KLV620.....	105	Kim Lighting	LF6LED8G4277.....	38	Prescolite
KLV625.....	105	Kim Lighting	LF6LEDG4.....	38	Prescolite
KLV640.....	105	Kim Lighting	LF6LEDG4EM.....	38	Prescolite
KLV645.....	105	Kim Lighting	LF6LEDG4WW.....	38	Prescolite
KLV710BL.....	103	Kim Lighting	LF6SQCFH132EB.....	40	Prescolite
KLV715NB.....	103	Kim Lighting	LF6SQLEDG4.....	38	Prescolite
KLV725NB.....	103	Kim Lighting	LF6SQLEDG4WW.....	38	Prescolite
KLVL171BL.....	102	Kim Lighting	LF8CFH132EB.....	40	Prescolite
KLVL176NB.....	102	Kim Lighting	LF8CFH226EB.....	40	Prescolite
KLVL202BL.....	101	Kim Lighting	LF8CFH232EB.....	40	Prescolite
KLVL206BL.....	101	Kim Lighting	LF8CFV32EB.....	40	Prescolite
KLVL271BL.....	102	Kim Lighting	LF8LED8G4120.....	38	Prescolite
KLVL276NB.....	102	Kim Lighting	LF8LED8G4277.....	38	Prescolite
KLVL711BL.....	103	Kim Lighting	LF8LEDG4.....	38	Prescolite
KLVL716NB.....	103	Kim Lighting	LFL.....	78	Spaulding
KLWG4.....	21	Columbia	LG1S.....	117	Dual-Lite
KPA40.....	56	Industrial	LG1T.....	117	Dual-Lite
KPA40.....	56	Industrial	LHA.....	17	Columbia
KPSD40.....	56	Industrial	LHA4-454-NST-4EPU.....	17	Columbia
KPSD40.....	56	Industrial	LHA4-454-NU-4EPU.....	17	Columbia
KRS14.....	99	Kim Lighting	LHA4-454-NU-4EPU-F554841.....	17	Columbia
KRS20.....	99	Kim Lighting	LHA4-632-NST-3EHLU.....	17	Columbia
KSA2B.....	56	Industrial	LHA4-632-NU-3EHLU.....	17	Columbia
KSAG17.....	56	Industrial	LHA4-632-NU-3EHLU-FO841.....	17	Columbia
KSD4B.....	56	Industrial	LHA4-654-NST-24EPU.....	17	Columbia
KSS16.....	99	Kim Lighting	LHA4-654-NST-24EPU-F554841.....	17	Columbia
KSS20.....	99	Kim Lighting	LHA4-654-NU-24EPU.....	17	Columbia
KSS25.....	99	Kim Lighting	LHA4-654-NU-24EPU-F554841.....	17	Columbia
LAW.....	2	Columbia	LHV.....	18,19,20	Columbia
LAW2-35LW-EU.....	2	Columbia	LHV4-432-M4R-ST-4EHLU.....	18	Columbia
LAW2-40LW-EU.....	2	Columbia	LHV4-432-M4RU-4EHLU-FO850.....	18	Columbia
LAW4-35ML-EDU.....	2	Columbia	LHV4-454-GWU-4EPU-F5841.....	18	Columbia
LAW4-35ML-EU.....	2	Columbia	LHV4-454-M4RST-4EPU.....	18	Columbia
LAW4-40ML-EU.....	2	Columbia	LHV4-454-M4RU-4EPU.....	18	Columbia

LHV4-454-M4RU-4EPU-F5841	18	Columbia	LMC	78-79	Spaulding
LHV4-632-GWU-3EHLU-F841	18	Columbia	LMC30LU4K31	78	Spaulding
LHV4-632-M4RU-3EHLU	18	Columbia	LMC30LU5K31	78	Spaulding
LHV4-632-M4RU-3EHLU-F841	18	Columbia	LN4XRW	127	Dual-Lite
LHV4-632-M4RU-3EHLU-FO850	18	Columbia	LN4XRWE	127	Dual-Lite
LHV4-654-GWU-24EPU-F5841	18	Columbia	LN4XRWEI	127	Dual-Lite
LHV4-654-M4RST-24EPU-F5841	18	Columbia	LNC	66	Outdoor
LHV4-654-M4RU-24EPU	18	Columbia	LNC-7LU-5K-3-1-PC1	66	Outdoor
LHV4-654-M4RU-24EPU-F5841	18	Columbia	LNC-9LU-5K-3-1-PC1	66	Outdoor
LHV4CA	19	Columbia	LNC2	65	Outdoor
LHV4CA	19	Columbia	LNC2-12LU-4K-3-1-PC-1	65	Outdoor
LHV4FWG	19	Columbia	LNC212LU5K31	65	Outdoor
LHV4FWG	19	Columbia	LNC212LU5K31PC1	65	Outdoor
LHV4SPJ	19	Columbia	LNC218LU5K31	65	Outdoor
LHV4SPJ	19	Columbia	LNC218LU5K31PC1	65	Outdoor
LHV4SPJ	19	Columbia	LNC5LU5K	65	Outdoor
LHV6CA	19	Columbia	LNC5LU5KPC	65	Outdoor
LHV6CA	19	Columbia	LNC7LU5K31	65	Outdoor
LHV6FWG	19	Columbia	LNC9LU5K31	65	Outdoor
LHV6FWG	19	Columbia	LSC	115	Dual-Lite
LHV6SPJ	19	Columbia	LSCI	115	Dual-Lite
LHV6SPJ	19	Columbia	LSCN	115	Dual-Lite
LHV6SPJ	19	Columbia	LSER	1	Columbia
LHVOS1360	18	Columbia	LTRE	1	Columbia
LHVQM10	18	Columbia	LTUGW	121	Dual-Lite
LHVQM20	18	Columbia	LTURB	121	Dual-Lite
LHVQM5	18	Columbia	LTURW	121	Dual-Lite
LHVS4-CA	19	Columbia	LTURW3	121	Dual-Lite
LHVS4-CAWG	19	Columbia	LTURW3-0	121	Dual-Lite
LHVS4-WG	19	Columbia	LTURWD	121	Dual-Lite
LHVS6-CA	19	Columbia	LTURWDI	121	Dual-Lite
LHVS6-CAWG	19	Columbia	LTV764	100	Kim Lighting
LHVS6-WG	19	Columbia	LTV768/9L3KUV	100	Kim Lighting
LHVSP	18	Columbia	LTV81PI	105	Kim Lighting
LHVSPM5	18	Columbia	LTV82PI	105	Kim Lighting
LHVTH	18	Columbia	LTV83PI	105	Kim Lighting
LHVWG4-4	18	Columbia	LV1	42	Prescolite
LHVWG4-6	18	Columbia	LV1B	42	Prescolite
LJT	2	Columbia	LV1C	42	Prescolite
LJT22-35HLG-FSA12-EDU	2	Columbia	LV1W	42	Prescolite
LJT22-40HLG-FSA12-EDU	2	Columbia	LV1WBF	42	Prescolite
LJT24-35MLG-FSA12-EDU	2	Columbia	LV2	42	Prescolite
LJT24-40MLG-FSA12-EDU	2	Columbia	LV2B	42	Prescolite
LLHV	3	Columbia	LV2W	42	Prescolite
LLHV4-40H-WST-EDU	3	Columbia	LV3	42	Prescolite
LLHV4-40M-WST-EDU	3	Columbia	LV4	42	Prescolite
LM130	116	Dual-Lite	LV50L	42	Prescolite
LM130-12V	116	Dual-Lite	LV6	42	Prescolite
LM16	116	Dual-Lite	LV7	42	Prescolite
LM16I	116	Dual-Lite	LV8	42	Prescolite
LM2	116	Dual-Lite	L VH4 120V	41	Prescolite
LM24CH	116	Dual-Lite	LVR P4D24 3X6 MA HK BAG	8	Columbia
LM33	116	Dual-Lite	LVT56	74	Outdoor
LM33I	116	Dual-Lite	LWP150P8AWH	58	Industrial
LM36CH	116	Dual-Lite	LXEM	4	Columbia
LM40	116	Dual-Lite	LXEM4-35ML-RFA-EU	4	Columbia
LM40-12V	116	Dual-Lite	LXUGBE	121	Dual-Lite
LM66	116	Dual-Lite	LXUGW	120	Dual-Lite
LM66-12V	116	Dual-Lite	LXUGW-2C	120	Dual-Lite
LM66-V	116	Dual-Lite	LXUGWE	121	Dual-Lite
LM66I	116	Dual-Lite	LXUGWEI	121	Dual-Lite
LM80	116	Dual-Lite	LXURB	120	Dual-Lite
LM80-12V	116	Dual-Lite	LXURBE	121	Dual-Lite

LXURW	120	Dual-Lite	NRG-415P8	71	Outdoor
LXURW-2C	120	Dual-Lite	NRG1111W	66	Outdoor
LXURWE	121	Dual-Lite	NRG1112W	66	Outdoor
LXURWEI	121	Dual-Lite	NRG1143W	66	Outdoor
LZ15	114	Dual-Lite	NRG1151W	66	Outdoor
LZ2	114	Dual-Lite	NRG1171B	66	Outdoor
LZ2-B	114	Dual-Lite	NRG1171W	66	Outdoor
LZ2-V	114	Dual-Lite	NRG1172W	66	Outdoor
LZ20N	114	Dual-Lite	NRG204B	70	Outdoor
LZ25N-12V	114	Dual-Lite	NRG204BMS	70	Outdoor
LZ2D	114	Dual-Lite	NRG204BPC	70	Outdoor
LZ2DI	114	Dual-Lite	NRG206BPC	70	Outdoor
LZ30	114	Dual-Lite	NRG250B	70	Outdoor
LZ30-10W	114	Dual-Lite	NRG250BPC	70	Outdoor
LZ30I	114	Dual-Lite	NRG301B	70	Outdoor
LZ35-12V	114	Dual-Lite	NRG301BPC	70	Outdoor
LZ65	114	Dual-Lite	NRG304B	70	Outdoor
LZRSW0605	130	Dual-Lite	NRG304BE	113	Dual-Lite
LZRSW1205	130	Dual-Lite	NRG304BMS	70	Outdoor
M2LH	77	Outdoor	NRG304BPC	70	Outdoor
MHS	63	Outdoor	NRG304BPCW	70	Outdoor
MHS-Y-30LU-5K-W-BZ	63	Outdoor	NRG306BPC	70	Outdoor
MHSK250P8	64	Outdoor	NRG306BPCW	70	Outdoor
MHSK400P8	64	Outdoor	NRG307B	70	Outdoor
MHSY150P8	64	Outdoor	NRG307BPC	70	Outdoor
MHSY150S8	64	Outdoor	NRG312LU5KBZ	69	Outdoor
MHSY250P8	64	Outdoor	NRG312LU5KBZPC	69	Outdoor
MHSY250S8	64	Outdoor	NRG350B	70	Outdoor
MHSY400P5	64	Outdoor	NRG350BPC	70	Outdoor
MHSY400P8	64	Outdoor	NV2AG	58	Industrial
MHSY400S5	64	Outdoor	NV2BG	58	Industrial
MHSY400S8	64	Outdoor	NV2FG18	58	Industrial
MIC0070H358	63	Outdoor	NV2FG26	58	Industrial
MIC0070S651	63	Outdoor	NV2FG32	58	Industrial
MIC0100H358	63	Outdoor	NV2FG42	58	Industrial
MIC0150P338	63	Outdoor	NV2GG	58	Industrial
MIC0150P358	63	Outdoor	NV2IG15	58	Industrial
MO	77	Outdoor	NV2XG	58	Industrial
MOW	77	Outdoor	OCRDB0605	130	Dual-Lite
MSV	85	Spaulding	OCRDW0605	130	Dual-Lite
MVK1000H268	64	Outdoor	OCRDZ0605	130	Dual-Lite
MVM-0400P-268	64	Outdoor	OCRSB0605	130	Dual-Lite
MVM-0400P-268-LP	64	Outdoor	OCRSW0605	130	Dual-Lite
MVM1000H265	64	Outdoor	OCRSZ0605	130	Dual-Lite
MVM1000H268	64	Outdoor	OMSDB0605	129	Dual-Lite
N4X14-12V	117	Dual-Lite	OMSDB1208	129	Dual-Lite
N4X14-12VI	117	Dual-Lite	OMSDB1212	129	Dual-Lite
N4X2	117	Dual-Lite	OMSDW0605	129	Dual-Lite
N4X2I	117	Dual-Lite	OMSDW0607	129	Dual-Lite
N4X4	117	Dual-Lite	OMSDW1208	129	Dual-Lite
N4X7	117	Dual-Lite	OMSDW1212	129	Dual-Lite
N4X7-12V	117	Dual-Lite	OMSSB0605	129	Dual-Lite
N4X7-12VI	117	Dual-Lite	OMSSB0607	129	Dual-Lite
NGL12	54	Industrial	OMSSW0605	129	Dual-Lite
NGL24	54	Industrial	P4D	8	Columbia
NLAC1	54	Industrial	P4D22-232U6G-MA33-AV-EU	8	Columbia
NLAC2	54	Industrial	P4D22-232U6G-MA33-S-EU	8	Columbia
NRG-4-30LU-4K-035-BZ	71	Outdoor	P4D24-232G-MA26-S-EU	8	Columbia
NRG-4-30LU-4K-BZ	71	Outdoor	P4D24-332G-MA36-AV-3EU	8	Columbia
NRG-4-30LU-4K-BZ	71	Outdoor	P4D24-332G-MA36-S-3EPU	8	Columbia
NRG-4-30LU-5K-035-BZ	71	Outdoor	P4D24-332G-MA36-S-3EU	8	Columbia
NRG-401	71	Outdoor	P4D24-332G-MA36-S-3EU-F835	8	Columbia
NRG-413P8	71	Outdoor	P4D24-332G-MA36-S-3EU-F835-C388	8	Columbia

P4D24-332G-MA36-S-3EU-F841	8	Columbia	QL1505	62	Outdoor
P4D24-332G-MA36-S-EU	8	Columbia	QL505	62	Outdoor
P4D24-432G-MA48-S-4EU	8	Columbia	QL505BZ	62	Outdoor
PAL	30	Alera	QSPC13LU5KBZ	79	Spaulding
PBT1	76	Outdoor	QSPC70P8PL	79	Spaulding
PBT234	76	Outdoor	QWL1000T	62	Outdoor
PGB	111	Dual-Lite	QWL150C	62	Outdoor
PGB-HTR	111	Dual-Lite	QWL500S	62	Outdoor
PGL250P1281LP	68	Outdoor	R12100H	72	Outdoor
PGL350P1281LP	68	Outdoor	R2LHQ	77	Outdoor
PGM3	67	Outdoor	R2LHQW	77	Outdoor
PGM3070S18BZ	68	Outdoor	R970H	72	Outdoor
PGM3100P18BZL	68	Outdoor	R970S	72	Outdoor
PGM3100S18BZ	68	Outdoor	RBB	125	Dual-Lite
PGM3150P18BZ	68	Outdoor	RCA81	105	Kim Lighting
PGM3150P18BZL	68	Outdoor	RCA82	105	Kim Lighting
PGM3150S18BZ	68	Outdoor	RCA83	105	Kim Lighting
PGM3150S18BZL	68	Outdoor	RCL	84	Spaulding
PGM3250P18BZ	68	Outdoor	RCS	84	Spaulding
PGM3250P18BZL	68	Outdoor	RDAB	74	Outdoor
PGM3250S18BZ	68	Outdoor	RDPT	75	Outdoor
PGM3250S18BZL	68	Outdoor	REPT	75	Outdoor
PGM330LU4KBZ	67	Outdoor	RL-60LU	77	Outdoor
PGM330LU5KBZ	67	Outdoor	RLC6LED120	36	Prescolite
PGNB	111	Dual-Lite	RLC6LED120 DM	36	Prescolite
PGNP	111	Dual-Lite	RLC6LED277	36	Prescolite
PGNW	111	Dual-Lite	RLC6LED277 DM	36	Prescolite
PGNZ	111	Dual-Lite	RLF6LEDG4	36	Prescolite
PGP	111	Dual-Lite	RLF8LEDG4	36	Prescolite
PGP-HTR	111	Dual-Lite	RM-30LU	77	Outdoor
PGW	111	Dual-Lite	RMN4-120	49	Prescolite
PGW-HTR	111	Dual-Lite	RMNICD	46	Prescolite
PGZ	111	Dual-Lite	RU100G	76	Outdoor
PGZ-HTR	111	Dual-Lite	RU100P8	76	Outdoor
PKT-301	50	Prescolite	RU100WW	76	Outdoor
PLK	27	Alera	RU70G	76	Outdoor
PMLXW	120	Dual-Lite	RU70P8	76	Outdoor
PMLXW	121	Dual-Lite	RU70WW	76	Outdoor
PROV/PROL; UCM/UCL	107	AAL	S12100H	72	Outdoor
PVL3	67	Outdoor	S12150P	72	Outdoor
PVL3070S18BZ	67	Outdoor	S18	25	Columbia
PVL3070S18BZL	67	Outdoor	S2LH	77	Outdoor
PVL3100P18BZL	67	Outdoor	S302	75	Outdoor
PVL3100S18BZ	67	Outdoor	S302M51	75	Outdoor
PVL3100S18BZL	67	Outdoor	S6WG	131	Dual-Lite
PVL3150P18BZ	67	Outdoor	S942F	72	Outdoor
PVL3150P18BZL	67	Outdoor	S970H	72	Outdoor
PVL3150S18BZ	67	Outdoor	SA	13	Columbia
PVL3150S18BZL	67	Outdoor	SA4-232-EU	13	Columbia
PVL3150S51BZL	67	Outdoor	SAPT	75	Outdoor
PVL3242F18BZL	67	Outdoor	SAR3	98	Kim Lighting
PVL3242F18BZL2BOC	67	Outdoor	SAR3E35	98	Kim Lighting
PVL330LU4KBZ	67	Outdoor	SBC4DB	86	Spaulding
PVL330LU5KBZ	67	Outdoor	SBC4DB	86	Spaulding
PVL3V	67	Outdoor	SBC4DB	88	Spaulding
Q150B	62	Outdoor	SBC5DB	86	Spaulding
Q150W	62	Outdoor	SCIBX	49	Prescolite
Q300B	62	Outdoor	SCIBX8	50	Prescolite
Q300W	62	Outdoor	SEDGBNEV11	124	Dual-Lite
Q500B	62	Outdoor	SEDGBNV11	123	Dual-Lite
Q500W	62	Outdoor	SEDGWEIV11	124	Dual-Lite
QL-5G	62	Outdoor	SEDGWEV11	124	Dual-Lite
QL10WLED	61	Outdoor	SEDGWV11	124	Dual-Lite

SEDRBEV11.....	123	Dual-Lite
SEDRBNEIV11.....	123	Dual-Lite
SEDRBNEV11.....	123	Dual-Lite
SEDRBNV11.....	122	Dual-Lite
SEDRBV11.....	122	Dual-Lite
SEDRWEIV11.....	123	Dual-Lite
SEDRWEV11.....	123	Dual-Lite
SEDRWNEV11.....	123	Dual-Lite
SEDRWNV11.....	122	Dual-Lite
SEDRWV11.....	122	Dual-Lite
SER.....	4	Columbia
SESGBNEIV11.....	124	Dual-Lite
SESGBNEV11.....	124	Dual-Lite
SESGBNV11.....	123	Dual-Lite
SESGBV11.....	123	Dual-Lite
SESGWE-VTRV11.....	124	Dual-Lite
SESGWEIV11.....	123	Dual-Lite
SESGWEV11.....	123	Dual-Lite
SESGWNV11.....	122	Dual-Lite
SESGWV11.....	122	Dual-Lite
SESRBEV11.....	123	Dual-Lite
SESRBNE-VTRV11.....	123	Dual-Lite
SESRBNEIV11.....	123	Dual-Lite
SESRBNEV11.....	123	Dual-Lite
SESRBNV11.....	122	Dual-Lite
SESRBV11.....	122	Dual-Lite
SESRW-VTRV11.....	122	Dual-Lite
SESRWE-VTRV11.....	123	Dual-Lite
SESRWEI-VTRV11.....	123	Dual-Lite
SESRWEIV11.....	123	Dual-Lite
SESRWEV11.....	123	Dual-Lite
SESRWNEIV11.....	123	Dual-Lite
SESRWNEV11.....	123	Dual-Lite
SESRWNV11.....	122	Dual-Lite
SESRWV11.....	122	Dual-Lite
SETA-DB.....	.88	Spaulding
SEWLDGBE.....	124	Dual-Lite
SEWLDGWE.....	124	Dual-Lite
SEWLDRBE.....	124	Dual-Lite
SEWLDRWE.....	124	Dual-Lite
SEWLSGBE.....	124	Dual-Lite
SEWLSGWE.....	124	Dual-Lite
SEWLSRBE.....	124	Dual-Lite
SEWLSRWE.....	124	Dual-Lite
SHLD ASY WC 4FT.....	.14	Columbia
SHLD ASY WCW 4FT.....	.14	Columbia
SHLD AWN 4FT.....	.15	Columbia
SHLD AWW 4FT.....	.15	Columbia
SLLD1, 2, 3.....	.51	Prescolite
SLS.....	.30	Alera
SLS1000H125L.....	.93	Sportsliter Solutions
SLS1000H128L.....	.93	Sportsliter Solutions
SLS1000H135L.....	.93	Sportsliter Solutions
SLS1000H138L.....	.93	Sportsliter Solutions
SLS1000H145L.....	.93	Sportsliter Solutions
SLS1000H148L.....	.93	Sportsliter Solutions
SLS1000H155L.....	.93	Sportsliter Solutions
SLS1000H158L.....	.93	Sportsliter Solutions
SLS1000H165L.....	.93	Sportsliter Solutions
SLS1000H168L.....	.93	Sportsliter Solutions
SLS1500H125L.....	.93	Sportsliter Solutions
SLS1500H128L.....	.93	Sportsliter Solutions
SLS1500H135L.....	.93	Sportsliter Solutions
SLS1500H138L.....	.93	Sportsliter Solutions
SLS1500H145L.....	.93	Sportsliter Solutions
SLS1500H148L.....	.93	Sportsliter Solutions
SLS1500H155L.....	.93	Sportsliter Solutions
SLS1500H158L.....	.93	Sportsliter Solutions
SLS1500H165L.....	.94	Sportsliter Solutions
SLS1500H168L.....	.94	Sportsliter Solutions
SLSA1000H5.....	.94	Sportsliter Solutions
SLSA1000H8.....	.94	Sportsliter Solutions
SLSA1500H5.....	.94	Sportsliter Solutions
SLSA1500H8.....	.94	Sportsliter Solutions
SLSR2.....	.94	Sportsliter Solutions
SLSR3A.....	.94	Sportsliter Solutions
SLSR4.....	.94	Sportsliter Solutions
SLSR5.....	.94	Sportsliter Solutions
SLSR6.....	.94	Sportsliter Solutions
SO.....	.77	Outdoor
SOW.....	.77	Outdoor
SPRTS.....	118	Dual-Lite
SRHDW0607.....	128	Dual-Lite
SRHDW1207.....	128	Dual-Lite
SRHDW1212.....	128	Dual-Lite
SRHSW0607.....	128	Dual-Lite
SRHSW1207.....	128	Dual-Lite
SRHSW1212.....	128	Dual-Lite
SS.....	.22	Columbia
SS18.....	.25	Columbia
SS4-132-EU.....	.22	Columbia
SS4-232-EU.....	.22	Columbia
SSAB.....	.75	Outdoor
SSAG.....	.75	Outdoor
SSS-16-40-1.....	.87	Spaulding
SSS-20-40-1-RDC.....	.86	Spaulding
SSS-25-40-1-RDC.....	.86	Spaulding
SSS-30-50-7-RDC.....	.86	Spaulding
SSS20401W2.....	.86	Spaulding
SSS25401W2.....	.86	Spaulding
SSS30507W2.....	.86	Spaulding
SSST4DB.....	.88	Spaulding
ST372A.....	.34	Prescolite
ST492A.....	.34	Prescolite
ST8.....	.9	Columbia
ST824-232G-FSA12125-EU.....	.9	Columbia
ST824-332G-FSA12125-3EPU.....	.9	Columbia
ST824-332G-FSA12125-3EU.....	.9	Columbia
ST824-332G-FSA12125-EPU.....	.9	Columbia
ST824-332G-FSA12125-EU.....	.9	Columbia
ST824-432G-FSA12125-EU.....	.9	Columbia
STE.....	.6	Columbia
STE22-217G-MPO-EU.....	.6	Columbia
STE22-240TTG-MPO-EPTTU-C388.....	.6	Columbia
STE22-240TTG-MPO-ETTU.....	.6	Columbia
STE22-317G-MPO-EU.....	.6	Columbia
STE24-232G-MPO-EPU.....	.6	Columbia
STE24-232G-MPO-EU.....	.6	Columbia
STE24-332G-MPO-3EPU.....	.6	Columbia
STE24-332G-MPO-3EU.....	.6	Columbia
STE24-332G-MPO-EU.....	.6	Columbia
STE24-332G-MPO-EU-FO841.....	.6	Columbia
STF602.....	.35	Prescolite
STF602H.....	.34	Prescolite
STF602HWT.....	.34	Prescolite
STF602HWW.....	.34	Prescolite

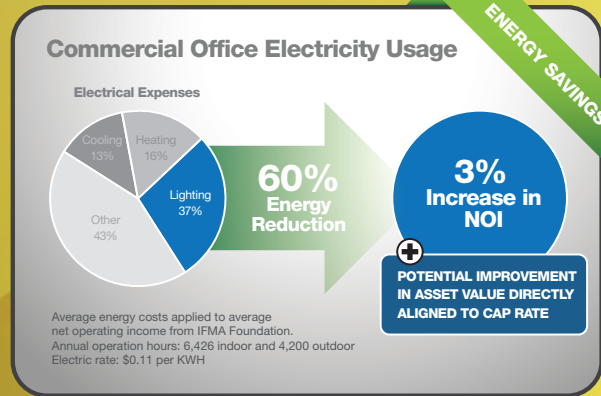
STF602WT.....	35	Prescolite
STF802.....	35	Prescolite
STF802H.....	34	Prescolite
STF802HSS.....	34	Prescolite
STFD802H.....	34	Prescolite
TA120BF.....	44	Prescolite
TA120BF.....	49	Prescolite
TA120C.....	49	Prescolite
TA120E.....	44	Prescolite
TA120WBF.....	44	Prescolite
TA120WBF.....	49	Prescolite
TA12BF.....	44	Prescolite
TA12BF.....	49	Prescolite
TA12C.....	44	Prescolite
TA12C.....	49	Prescolite
TA12E.....	44	Prescolite
TA12E.....	49	Prescolite
TA12PS.....	44	Prescolite
TA12PS.....	49	Prescolite
TA12WBF.....	44	Prescolite
TA12WBF.....	49	Prescolite
TA55.....	44	Prescolite
TA55.....	48	Prescolite
TA60.....	43	Prescolite
TA60.....	46	Prescolite
TA61.....	48	Prescolite
TAB30M38.....	86	Spaulding
TAB30M38.....	86	Spaulding
TAB30M38.....	88	Spaulding
TAB36M38.....	86	Spaulding
TAB36M38.....	88	Spaulding
TAW65.....	43	Prescolite
TAW65.....	46	Prescolite
TB53.....	48	Prescolite
TB54.....	48	Prescolite
TB60.....	43	Prescolite
TB60.....	47	Prescolite
TBC.....	25	Columbia
TBW53.....	48	Prescolite
TBW54.....	48	Prescolite
TBW60.....	43	Prescolite
TBW60.....	47	Prescolite
TBW61.....	43	Prescolite
TBW61.....	47	Prescolite
TBW62.....	43	Prescolite
TBW62.....	47	Prescolite
TBW63.....	48	Prescolite
TCAR2.....	94	Sportsliter Solutions
TCAR3.....	94	Sportsliter Solutions
TCAR4.....	94	Sportsliter Solutions
TCAW2.....	94	Sportsliter Solutions
TCAW3.....	94	Sportsliter Solutions
TCAW4.....	94	Sportsliter Solutions
TCB1.....	74	Outdoor
TG15.....	114	Dual-Lite
TG30.....	114	Dual-Lite
TG50-12V.....	114	Dual-Lite
THB21.....	74	Outdoor
THB31.....	74	Outdoor
TL42.....	43	Prescolite
TL51.....	44	Prescolite
TL51.....	48	Prescolite
TL60.....	43	Prescolite
TL60.....	47	Prescolite
TL61.....	47	Prescolite
TL62.....	43	Prescolite
TL62.....	47	Prescolite
TL63.....	43	Prescolite
TL63.....	47	Prescolite
TL64.....	43	Prescolite
TL64.....	47	Prescolite
TO6.....	43	Prescolite
TO6.....	47	Prescolite
TO60C.....	43	Prescolite
TO60C.....	47	Prescolite
TO61.....	43	Prescolite
TO61.....	47	Prescolite
TO62.....	43	Prescolite
TO62.....	47	Prescolite
TO63WL.....	43	Prescolite
TO63WL.....	46	Prescolite
TO65.....	48	Prescolite
TPR3.....	74	Outdoor
TPR4.....	74	Outdoor
TRA.....	7	Columbia
TRP.....	79	Spaulding
TRP84F8WTB.....	80	Spaulding
TRPC13LU5KBZ.....	79	Spaulding
TRPC42F8BZ.....	79	Spaulding
TRPC42F9BZBOC.....	79	Spaulding
TSC6WBF.....	50	Prescolite
TSC8WBF.....	50	Prescolite
TWK11.....	74	Outdoor
UC.....	13	Columbia
UC24-117-EU.....	13	Columbia
UC36-125-EU.....	13	Columbia
UC48-132-EU.....	13	Columbia
UFO-3AW.....	118	Dual-Lite
UFO-4W.....	118	Dual-Lite
UFO-5AW.....	118	Dual-Lite
UFO-5W.....	118	Dual-Lite
UFO-6W.....	118	Dual-Lite
UFO-6W-CLD.....	118	Dual-Lite
UFO-6WI.....	118	Dual-Lite
UFO-7W.....	118	Dual-Lite
UFO-7WI.....	118	Dual-Lite
UFO-CF1.....	117	Dual-Lite
UFO-CF2.....	117	Dual-Lite
UFO-CF2-CLD.....	117	Dual-Lite
UFO-LP1.....	118	Dual-Lite
UFO-LP2.....	118	Dual-Lite
URK.....	125	Dual-Lite
V8LU15.....	57	Industrial
VAP.....	57	Industrial
VBGG-150.....	73	Outdoor
VBGL1.....	73	Outdoor
VCG15.....	57	Industrial
VFB15.....	57	Industrial
VFB30.....	57	Industrial
VG15.....	57	Industrial
VG30.....	57	Industrial
VL15A.....	57	Industrial
VL15LG.....	57	Industrial
VP2.....	57	Industrial
VPL-64-N135-5K-T3-U-RA-BZT.....	109	Beacon
VPL-64-N135-5K-T4-U-RA-BZT.....	109	Beacon

VPL-96-N280-5K-T3-U-RA-BZT	109	Beacon
VPL-96-N280-5K-T4-U-RA-BZT	109	Beacon
VPS-30-N70-5K-T3-U-RA-BZT	109	Beacon
VPS-30-N70-5K-T4-U-RA-BZT	109	Beacon
VPS-30-N90-5K-T3-U-RA-BZT	109	Beacon
VPS-30-N90-5K-T4-U-RA-BZT	109	Beacon
VRB1	98	Kim Lighting
VRGP-100	57	Industrial
VRS	131	Dual-Lite
VRS-4X	131	Dual-Lite
VRS3	131	Dual-Lite
VW1	57	Industrial
VWGG-150	73	Outdoor
VWGL1	73	Outdoor
VX2	57	Industrial
W	13	Columbia
W2-217-EU	13	Columbia
W4-232-EU	13	Columbia
WA2ENC	55	Industrial
WAL	14	Columbia
WAL4-232-EU	14	Columbia
WC	14	Columbia
WC4-232-EU	14	Columbia
WC8-232-4EU	14	Columbia
WCW4-332-3EU	14	Columbia
WCW4-432-4EU	14	Columbia
WD14D3E35	99	Kim Lighting
WG-MLT	131	Dual-Lite
WGC42FE	113	Dual-Lite
WGEL	131	Dual-Lite
WGH100H	69	Outdoor
WGH110L4KUM	68	Outdoor
WGH150P	69	Outdoor
WGH150S	69	Outdoor
WGH225L4KUL	68	Outdoor
WGH250P	69	Outdoor
WGH400P	69	Outdoor
WGH70H	69	Outdoor
WGH84F	69	Outdoor
WGLX	131	Dual-Lite
WGLXC	131	Dual-Lite
WGLXE	131	Dual-Lite
WGLZ	131	Dual-Lite
WGTCE	131	Dual-Lite
WGTW	131	Dual-Lite
WP9L3E35	97	Kim Lighting
WP9L3P70	97	Kim Lighting
WP9S3E35	97	Kim Lighting
WP9S3P70	97	Kim Lighting
WPH100S	69	Outdoor
WPH70S	69	Outdoor
XEM	24	Columbia
XEM4-232-RA-EU	24	Columbia
XEM8-232-RA-4EU	24	Columbia
XEM8-296T8HO-RA-EPU	24	Columbia
XEW	24	Columbia
XEW4-454-CA-N-4EPU	24	Columbia
XEW4-454-CA-W-4EPU	24	Columbia
XEW4-632-CA-W-3EHLU	24	Columbia
XEW4-654-CA-W-24EPU	24	Columbia
XEWFSBSS	24	Columbia
ZPT	7	Columbia

Your Retrofit Lighting & Controls Headquarters

Impact of a Commercial Property Lighting Upgrade

The typical commercial office building in the US consumes 30% of its electrical energy for lighting. A well-executed lighting retrofit that reduces lighting energy use by 60% can increase the building owner's net operating income (NOI) up to 3% while improving property values and marketability to potential tenants. Hubbell Lighting provides LED solutions for all applications.



LJT LED Troffer



Cimarron LED



wiSTAR

createchange

RETROFIT LIGHTING & CONTROLS SOLUTIONS

HubbellLighting.com/solutions/retrofit/



Calculators

- Online Proposal Generator
- HVAC Impact Calculator
- Maintenance Calculator
- Productivity Calculator
- Financing Calculator

Reference Tools

- Audit Tools
- DLC Qualified Product Lookup
- Energy Star Lookup
- Utility Rebate Finder
- Input Watt Finder
- Compare-In-The-Air Program
- Cash Flow Positive Financing



HUBBELL
Lighting



HUBBELL
Lighting

701 Millennium Blvd.
Greenville, SC 29607

HUBBELLLIGHTING.COM

ALERA LIGHTING

ARCHITECTURAL AREA LIGHTING

BEACON PRODUCTS

COLUMBIA LIGHTING

COMPASS PRODUCTS

DEVINE LIGHTING

DUAL-LITE

HOMESTYLE LIGHTING

HUBBELL BUILDING AUTOMATION

HUBBELL INDUSTRIAL LIGHTING

HUBBELL OUTDOOR LIGHTING

KIM LIGHTING

KURT VERSEN

LITECONTROL

PRESCOLITE

PROGRESS LIGHTING

SPAULDING

SPORTSLITER SOLUTIONS

STERNER LIGHTING

WHITWAY