



RÉSUMÉ DES NOUVEAUX PRODUITS/ NEW PRODUCT RECAP

01/01/2016 – 25/10/2016



Outils Sans Fil et Électriques/ Cordless and Corded Tools



50% Quieter

LESS NOISE

76 dBA

MILWAUKEE™ M18™ FUEL™ SURGE™ Hydraulic Driver

Standard Impact Driver

3X Less Vibration

SMOOTHER PERFORMANCE

MILWAUKEE™ M18™ FUEL™ SURGE™ Hydraulic Driver

Standard Impact Driver

Longer Sustained Torque

Longer Sustained Torque Per Impact

Higher Peak Torque Per Impact

MILWAUKEE™ M18™ FUEL™ SURGE™ Hydraulic Driver

Standard Impact Driver

- FLUID-DRIVE™ Hydraulic Powertrain**
- Reduces Metal on Metal Contact Inside Tool
 - Increased Durability Over a Standard Impact
 - Longer Life of Tool

- 50% Quieter than Standard Impacts**
- 76 dBA Operation Level
 - During Most Applications SURGE is Below OSHA Requirement for Hearing Protection

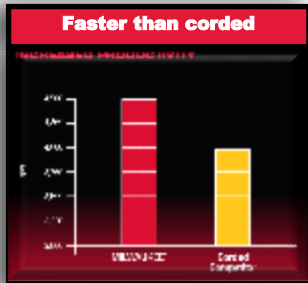
- 3X Less Vibration**
- Smoother Operation
 - Increased Control

- Longer Sustained Torque**
- 450 in/lbs. of Longer Sustained Torque Delivers Equal to or Faster Driving Speed than Standard Impact Drivers when Fastening Small to Medium Diameter Fasteners



2760-20/22CT/22





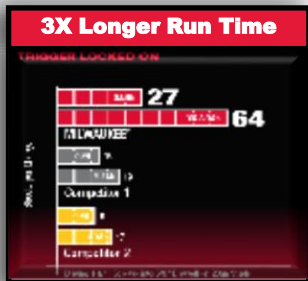
Faster Than Corded

- 0-4,500 RPM's
- Drive Screws Faster Than All Corded & Cordless Units
- Increased Productivity



Auto Start Mode

- Enables the Ability to Lock the Tool On but Motor Only Starts Upon Screw Contacting the Drywall
- Increases Run Time per Battery Pack because Motor is Not Constantly Running
- Eliminates Irritating Motor Noise Between Screws



3X Longer Run Time

- With Auto Start Mode
- Up to 64 Sheets of Work on a 5.0Ah Battery
- Up to 27 Sheets of Work on a 2.0Ah Battery



Fastest Cutting



Fastest Cutting

- Cuts up to 25% Faster
- Provides a Safer Environment Without a Cord


Most Compact



Most Compact in its Class

- Shortest Length, Slimmest Handle
- Lightest Weight: 2.1 lbs

50 Cuts Per Charge



All Day Run Time

- Cuts up to 50 Outlet Boxes per 1.5Ah Battery
- Full Day Productivity

Best-in-Class Airflow Management

- Air Vent on Top of Tool to Direct Dust Away From the User in All Orientations





Breakthrough Performance

- Best-in Class Power to consistently seat nails sub-flush to material surface in hardwoods.
- Ready To Fire Technology eliminates ramp-up time.
- Faster Nail Rate for faster nail fires and quick accurate nail placement.

Low Maintenance

- No gas cartridges.
- No cleaning required.
- Designed to deliver durability and reliability to the most demanding users.

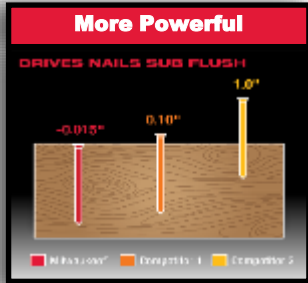
Run-time

- Delivering 1200 nails per charge for maximum productivity.

Balanced and Ergonomic Design

- Reduced girth and compact length for better balance and feel.





Breakthrough Performance

- Best-in Class Power to consistently seat nails sub-flush to material surface in hardwoods.
- Ready To Fire Technology eliminates ramp-up time.
- Faster Nail Rate for faster nail fires and quick accurate nail placement.

Low Maintenance

- No gas cartridges.
- No cleaning required.
- Designed to deliver durability and reliability to the most demanding users.

Run-time

- Delivering 800 nails per charge for maximum productivity.

Balanced and Ergonomic Design

- Reduced girth and compact length for better balance and feel.





Breakthrough Performance

- Best-in Class Power to consistently seat nails sub-flush to material surface in hardwoods.
- Ready To Fire Technology eliminates ramp-up time.
- Faster Nail Rate for faster nail fires and quick accurate nail placement.

Low Maintenance

- No gas cartridges.
- No cleaning required.
- Designed to deliver durability and reliability to the most demanding users.

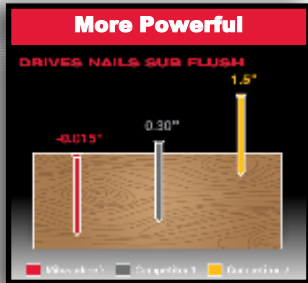
Run-time

- Delivering 800 nails per charge for maximum productivity.

Balanced and Ergonomic Design

- Reduced girth and compact length for better balance and feel.





Breakthrough Performance

- Best-in Class Power to consistently seat nails sub-flush to material surface in hardwoods.
- Ready To Fire Technology eliminates ramp-up time.
- Faster Nail Rate for faster nail fires and quick accurate nail placement.



Low Maintenance

- No gas cartridges.
- No cleaning required.
- Designed to deliver durability and reliability to the most demanding users.



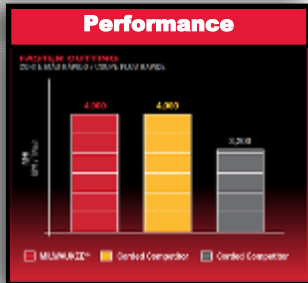

Run-time

- Delivering 750 nails per charge for maximum productivity.

Balanced and Ergonomic Design

- Reduced girth and compact length for better balance and feel.





Corded Capacity

- Delivers capacity to complete core application range.
 - 5-3/4" Vertical Capacity for cutting large base up against the fence
 - 2x12 Horizontal Capacity for cutting stair treads and large stock
 - 5-1/4" Crown Nested for cutting large crown molding in position



Corded Performance

- 4,000 RPM for smooth, fast cuts
- 9.0ah battery delivers unmatched run-time.
 - 400+ Cuts in 3-1/2" Pine base board.
 - 300 Cuts in 2x4
 - 150 Cuts in 2x10

Cordless Portability

- No Setup. Complete Mobility.
 - Up to 30% lighter than AC 10" Saws
 - 20% Lighter than FlexVolt
 - Faster setup and cleanup times for increased productivity.
 - No cords to plug in provides the ability to work anywhere or when outlets are scarce.





Corded Performance

- 1-9/16" SDS Max Bit Capacity
- Drills As Fast As Corded Milwaukee 5317
- Variable Speed Trigger allows user more control

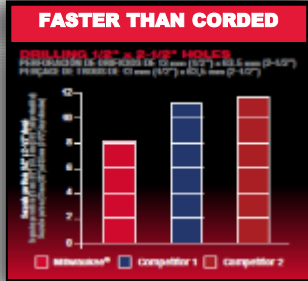
Corded Durability

- Over 95% Corded Components
- Magnesium Gear Case provides lightweight and durable protection
- Gear Protecting Clutch prevents spin out when the tool binds up

Over 20 Minutes Of Chipping


- Powered By M18 REDLITHIUM™ 9.0ah High Demand™ Battery





Faster Than Coded

- Delivering Coded Performance with M18 FUEL Technology:
- POWERSTATE™ Brushless Motor
- REDLINK PLUS™ Intelligence
- Faster than Leading 1" Coded Competitors & Milwaukee 1" 5262
- Faster Drilling in a 1/2" x 2-1/2" Hole



Coded Durability

- Coded Components provide Unmatched Durability
- Users Demand Durability of Coded Rotary Hammers



All Day Work One Charge

- Exceed Run Time Requirements of most Core Trades
- Over 140 3/8" x 1-1/2" Holes per Charge



CORDLESS DETAILING

World's First Cordless Rotary Polisher

- Cordless portability for a faster detail
- Freedom from cords to focus on your work

TOTAL CONTROL

UP TO 1 LB LIGHTER
 HASTA 0.45 KG (1 LB) MAS LIGERO
 JUSQU'À 1 LB PLUS LÉGER

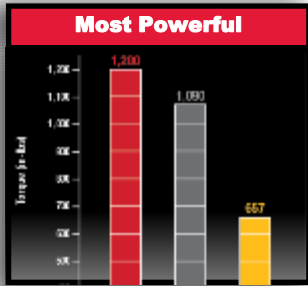

Total Control

- Up to 1lb lighter than corded competitors
- Variable speed dial allows for maximum speed from 800 to 2200 rpm
- Variable speed trigger allows user to precisely control speed from 0 rpm to dialed max speed setting
- Ergonomically balanced for more control in application


FULL-SIZE CAR

Full-Size Car On 1 Charge

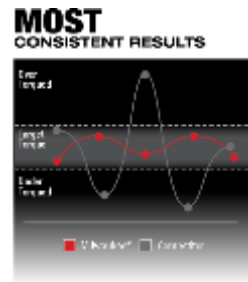

- M18 Rapid Charger allows user to finish charging 1 battery while using the other
- REDLITHIUM™ XC5.0 Batteries delivers game changing run-time


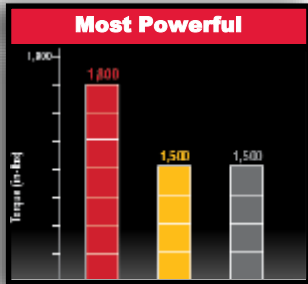


MOST POWERFUL MOST COMPACT
FASTER DRILLING SPEED

UNLIMITED TOOL CUSTOMIZATION

- CREATE:** Dial in speed and power based on your applications
 - Choose from application-specific set-ups or create custom profiles by dialing in speed and power
- SAVE:** Save up to 4 custom profiles to the memory of the tool
- OUTPERFORM:**

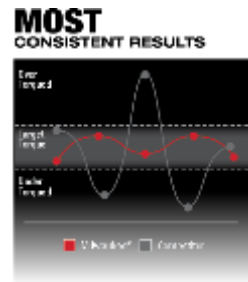



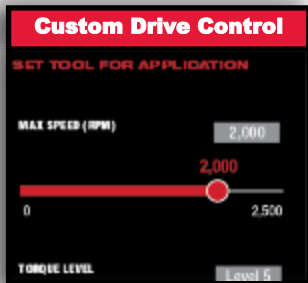
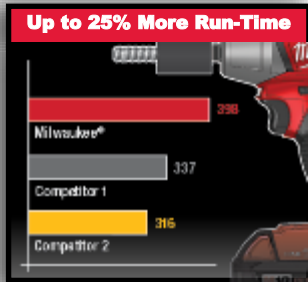
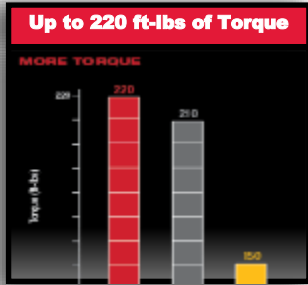


MOST POWERFUL **FASTER DRIVING SPEED** **MOST COMPACT**

UNLIMITED TOOL CUSTOMIZATION

- **CREATE:** Dial in speed and power based on your applications
 - Choose from application-specific set-ups or create custom profiles by dialing in speed and power
- **SAVE:** Save up to 4 custom profiles to the memory of the tool
- **OUTPERFORM:**





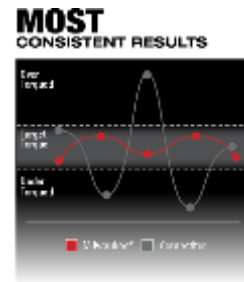

UP TO
220 FT-LBS
TORQUE

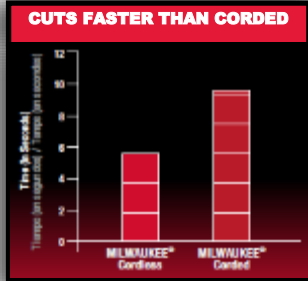
OVER
25%
MORE
RUN-TIME

CUSTOM
DRIVE CONTROL™

UNLIMITED TOOL CUSTOMIZATION

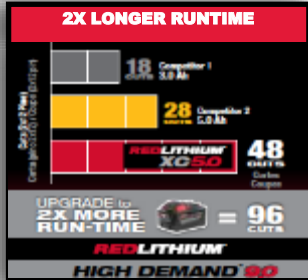
- CREATE:** Dial in speed and power based on your applications
 - Choose from application-specific set-ups or create custom profiles by dialing in speed and power
- SAVE:** Save up to 4 custom profiles to the memory of the tool
- OUTPERFORM:**





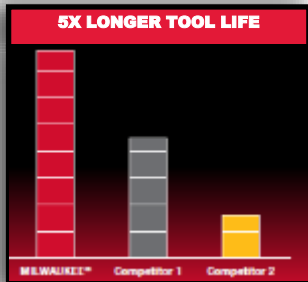
Cuts Faster Than Coded

- Faster than corded with cutting speed up to 30% faster in key applications
- POWERSTATE™ Brushless Motor supplies constant power for faster cuts and reduced heat for extended life



2x Longer Runtime

- REDLITHIUM™ XC 5.0 Battery Pack provides superior pack construction and more work per charge than competitive batteries



5x Longer Tool Life

- Legacy mechanism provides up to 5X longer tool life

Unrivaled Productivity

- SMOOTHER CUT STARTS helps reduce blade chatter and lower vibration by controlling the start of a cut
- AUTOMATIC BRAKE automatically stops blade after blade breaks through material
- LONGER BLADE LIFE results in fewer blade changes and lower accessory costs by extending blade life by up to 3X



Pro Drain Snake



Lightest Pro Drain Cleaning Machine

- 10 lbs.
- No Bogging Down
- 0 – 500RPM Variable Speed Control

NEW-TO-WORLD Hybrid Design

- Combines Benefits of Handheld and Floor Based Machines
- Drum Shield: Protects User and Fixture from Spinning Drum During Use
- Flat Base: Frees Hand for Easier Cable Feed
- LED Light: Illuminates Work Area Under Sinks and Other Dark Spaces



Ease Of Use



Maximum Portability




Cordless Portability, Safety and Power Supply

- Work on Jobs Without Power
- Reduce Electroshock Hazard Associated with AC Tools in Wet Environments
- Eliminate Cords in High Traffic Areas
- Use on Jobs with Limited Electrical Outlets



PIVOTVIEW™ Camera Head

- 270° camera head motion with the turn of a dial
- Eliminating frustrations positioning the camera
- Cable attaches in 4 different positions allowing users to inspect in all directions



15X Brighter LED Output

- See Clearer, Farther
- 640 x 320 Camera sensor for best-in-class image quality



Wireless Versatility

- Wireless 3.5" LCD for comfortable viewing in any position or location up-to 15' ft. away

12.5mm Camera Head

- Greater Access than 17mm Heads
- Shorter camera head for tighter turns
- Flush lens prevents build-up, beveled edges reduces friction




9' Without Extensions



9'Ft Cable Gives Users Extended Reach

- Navigate pipes and air ducts without the hassle of buying and connecting additional bulky, inflexible extensions

SEE CLEARER, FARTHER



15X Brighter LED Output

- See Clearer, Farther
- 640 x 320 Camera sensor for best-in-class image quality

Wireless Versatility

- Wireless 3.5" LCD for comfortable viewing in any position or location up to 15' ft. away

WIRELESS VERSATILITY



12.5mm Camera Head

- Greater access than 17mm Heads
- Shorter camera head for tighter turns
- Flush lens prevents build-up, beveled edges reduces friction



SEE CLEARER, FARTHER

16X BRIGHTER

153 lumens

8.95 lux @ 10m

1.41 lux @ 100m

WIRELESS VERSATILITY

GREATER ACCESS

Milwaukee®	Competitor
1.375"	2.25"

15X Brighter LED Output

- See Clearer, Farther
- 640 x 320 Camera sensor for best-in-class image quality

Wireless Versatility

- Wireless 3.5" LCD for comfortable viewing in any position or location up-to 15' ft. away

12.5mm Camera Head

- Greater access than 17mm Heads
- Shorter camera head for tighter turns
- Flush lens prevents build-up, beveled edges reduces friction



2.7" LCD Display



Optimized 2.7" LCD Display

- Digital technology and larger screen deliver crisp, clear image

9mm 640 X 480 Digital Inspection Scope

- Delivers best-in-class image quality in tight spaces

9mm Scope



Four Surround LED Lights

- Superior brightness without shadow or glare

Pipe Guide Attachment

- Improved maneuverability in pipes

Pipe Guide Attachment



4" Mild Steel Capacity



Punches 4" Holes in Mild Steel

- Powerful 6T hydraulic system punches up to 4" holes in 14 gauge mild steel
- Size and weight optimized for portability and service applications

Compact Design



Quick Connect System Speeds up Alignment


- Delivers the easiest set-up
- Speeds up repetitive punching
- Enables clearest view of the work surface

Ideal for Service: Best Clearance, 40% Lighter

- Compact head for best clearance
- Lightweight at only 4.3 lbs.


Fastest Punching





Proprietary Jaw Alignment System

- Revolutionary Jaw Holds Connector for Instant Alignment
- Fully Balanced for Reduced Fatigue
- Operates Easily in Crowded Panels



Predictive Force Monitoring (PFM™)

- Industry's First Adaptive Pressure Control System
- Delivers the Fastest, Most Accurate Crimp
- Protects Components for up to 4x Longer Life



Instant Pressure Verification, Wireless Reporting

- ONE KEY™ Enabled
- Track Crimps in Real Time and Sync to the Cloud for Easy Remote Access
- Generate Professional Reports Quickly and Easily



Size/Weight



Smallest / Lightest Full Size Press Tool

- ½" - 4" Capacity
- Compatible with over 13 Unique Piping Systems
- 20% Lighter than Closest Competitor
- ¾" Shorter than Previous Model

Performance



Unmatched Performance

- 20% More Runtime per Charge
- 10% Faster Cycle Time
- Longest Calibration Interval in Industry
- Warranty: 5-Year Tool, 2-Year Battery

Most Intelligent



Industry Leading Tool Intelligence

- Auto-Cycle Eliminates Partial Presses
- Will Not Start a Press it Can't Complete
- Red-Green LED Notification of Press Performance
- Service Data-Logging and Diagnostics



Light Weight

Mg

Magnesium
Construction

Magnesium Housing

- Reduces weight and user fatigue.

Easy Of Use



Tool Free
Depth Adjust

Tool Free Depth Adjustment

- Precise depth control to reduce overdriving nails

Selectable Trigger

- Easy selection between bump and sequential fire

Self Cleaning Air Filter

- Keeps tool clear of jobsite contamination

Adjustable Air Deflector

- Directs exhaust away from work area

Features

- Replaceable nosepiece with carbide inserts, removable shingle guide, large bumper protection



Maximum Productivity



Bump or
Sequential Fire

3/4" - 1-3/4"

(19mm - 45mm)

.120" DIA.



15'

WIRE
COLLATED



Milwaukee Pneumatic 3-1/2" Full Round Head Framing

Light Weight

Mg
Magnesium
Construction

Magnesium Housing

- Reduces weight and user fatigue.

Easy of Use


Tool Free
Depth Adjust

Tool Free Depth Adjustment

- Precise depth control to reduce overdriving nails

Selectable Trigger

- Easy selection between bump and sequential fire

Self Cleaning Air Filter

- Keeps tool clear of jobsite contamination

Maximum Productivity


Bump or
Sequential Fire

Adjustable Air Deflector

- Directs exhaust away from work area

Features

- Removable no-mar tip, adjustable rafter hook



2" - 3-1/2"
(51mm - 89mm)  20'
.113" - .148" DIA. PLASTIC COLLATED

Fastest Setup



Self-Priming, Connect and Go

- Industry's first cordless transfer pump with the fastest setup in the marketplace
- Self-priming pump, connect and go

Pumps up to 480 Gallons Per Hour (8GPM)

- Empty a 50 gallon water in in less than 7 minutes
- Moves 240 gallons on one XC5.0 REDLITHIUM Battery Pack, enough for (4) 50 gallon water heaters

Run-Time



Produces 18' Lift, 75' Head Height

- Powerful pump with flexible impeller
- Viewing window helps identify blockages

Performance



DURABILITY



Legendary Durability

- Up to 3X longer life than competition
- Enlarged bevel gear for longer gear life
- Electronics (6142-30/31 only)
 - Overload Protection
 - Electronic Clutch

POWER



Power to Grind

- 11amp, 12,000 RPM Motor for fast material removal
- Smaller copper strands allow for tighter winding
 - MORE COPPER = MORE POWER

ERGONOMICS



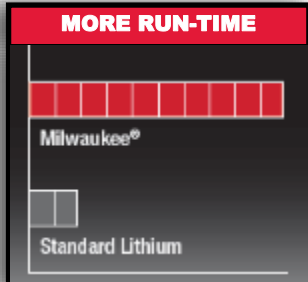
Additional Features

- Slimmest grip on the market for increased user comfort and control
- Long paddle provides multiple hand positions
- Tool free accessory and guard change





M18™ REDLITHIUM™ HIGH DEMAND™ 9.0 Battery Pack & Starter Kit

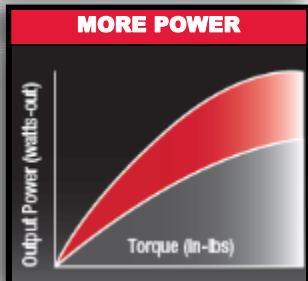


Built For High Demand Applications

- High draw M18 FUEL™ products
- Corded replacement through sustained run-time


5x More Run-time

- 5X more run-time than standard lithium
- Next, large step towards full corded replacement



35% More Power

- 35% more power than standard lithium
- Sustains full power through heavy applications better than any 18v pack on the market



Runs 60% Cooler

- Runs 60% cooler than standard lithium
- Allows for full discharge under the heaviest conditions

Full System Compatibility

- Forward and backward compatible with 100+ M18™ tools



48-11-1890



48-59-1890

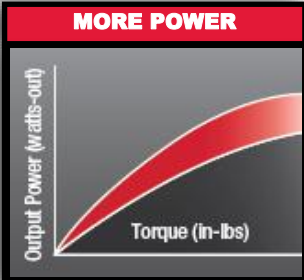
MORE RUN-TIME



3x More Run-time

- Delivers up to 3X more run-time than standard lithium
- Provides more delivered energy (Wh) than any 18V pack on the market

MORE POWER



20% More Power

- Delivers up to 20% more power than standard lithium
- Faster application speed & increased application range

2x Longer Life

- Provides more work over the life of the pack than any 18v pack on the market

MORE LIFE



Redlithium™ Protection

- *Vibration & Impact*
- *Water*
 - Routes water away from critical components and out of the pack
- *Thermal*
 - Minimizes heat to extend run-time & life
 - Operates below -18C/0F

Full System Compatibility

- Forward and backward compatible with 100+ M18™ tools



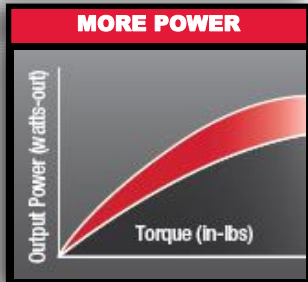


3x More Run-time

- Delivers up to 3X more run-time than standard lithium
- Provides more delivered energy (Wh) than any 12V pack on the market

20% More Power

- Delivers up to 20% more power than standard lithium
- Faster application speed & increased application range



2x Longer Life

- Provides more work over the life of the pack than any 12V pack on the market



Full System Compatibility

- Forward and backward compatible with 70+ M12™ tools



48-11-2430



48-11-2460

Éclairage/ Lighting



ADAPTS



ADAPTS

- 5 second setup, 7' extension
- AC Plug-in for integrated M18™ Charger

PERFORMS

- 3000 Lumens of multidirectional light
- Up to 10 hours of runtime
- 3 modes to manage output or runtime

PERFORMS

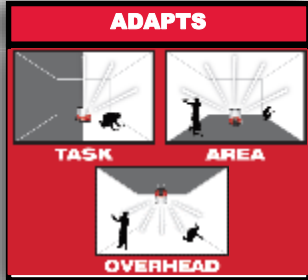


SURVIVES

- Impact Resistant, Reinforced Legs
- IPX4 Ingress Protected
- Outdoor Use Rating
- Limited Lifetime LED warranty

SURVIVES





ADAPTS

- Lighting for Task, Area, and Overhead
- Hang upside down with integrated hanging features.
- AC pass through to string multiple lights together



PERFORMS

- 4400 Lumens for Maximum Coverage
- Up to 10 hours of runtime

SURVIVES

- High Impact Poly Carbonate Lens
- IP54 Ingress Protected
- Limited Lifetime LED warranty



ADAPTS

TASK AREA OVERHEAD

AC INPUT AND OUT
String Multiple Lights Together

PERFORMS

4,400
LUMENS
FULL
WORKSPACE
COVERAGE

SURVIVES

IMPACT RESISTANT

IP54
WATER & DUST RESISTANT

ADAPTS

- Remote Connectivity through One Key™
- Program Automatic Schedules
- Lighting for Task, Area, and Overhead
- AC pass through to string multiple lights together

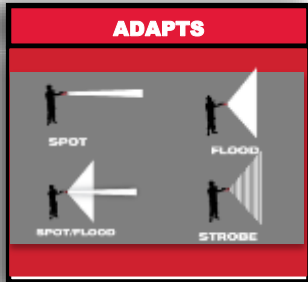
PERFORMS

- 4400 Lumens for Maximum Coverage
- Unlimited output options with One Key™
- Up to 10 hours of runtime

SURVIVES


- High Impact Poly Carbonate Lens
- IP54 Ingress Protected
- Outdoor Use Rating
- Limited Lifetime LED warranty





ADAPTS

- 198 Degree Head Rotation
- 4 Modes: Spot, Flood, Spot/Flood, Strobe



PERFORMS

- 730 Yard Beam Distance
- 1250 Lumens
- Up to 7 Hours of Runtime on Spot Mode

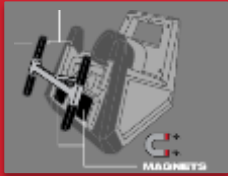


SURVIVES

- IP54 Ingress Protected
- All Weather Use Rating
- Limited Lifetime LED Warranty



ADAPTS



ADAPTS

- Integrated Magnets for Metal Studs, I-Beams, and Job Boxes
- Spring Loaded Clamp for Wood Studs, Scissors Lifts, Ladders, and Job Carts.
- Nail Keyhole and Wire Hanging Features

PERFORMS



PERFORMS

- 1000 Lumens of High Quality light
- Replaces 250w Halogen
- Up to 15 hours of Runtime

SURVIVES

- Impact and Chemical Resistant Lens
- Survives 9' Drops
- Limited Lifetime LED warranty

SURVIVES





ADAPTS

- Spot-flood sliding beam adjustment
- Dual function switch for momentary or lock-on use
- 3 Modes (High, Low, Strobe)



PERFORMS

- 800 Lumens Max Output (Wide)
- 375 Yard Max Beam Distance (Narrow)
- Up to 7 hours of Run-Time (XC 4.0)



SURVIVES

- 6000 Series Aluminum, Type II Anodized
- IP54 Ingress Protection



Outils Manuels/ Hand Tools






3-length Handle Design

- Replaces up to 4 wrenches
- 10" Mode for tight spaces
- 18" Mode for general purpose use
- 24" Mode for maximum leverage & reach
- Includes (2) threaded fit, interchangeable handles



Overbite Jaw™

- Largest grip surface



Dual Coil Springs

- Best-in-Class spring life and durability

18" Capacity, 14" Profile

- Grips up to 2 ½" pipe, compact jaw profile for tight spaces






Overbite Jaw™

- Largest grip surface

Dual Coil Springs

- Best-in-Class spring life and durability
- Keeps hook jaw secure



Ergonomic Design

- Handles designed for comfort
- Better balanced tool



48-22-7210 10" Aluminum
 48-22-7212 12" Aluminum
 48-22-7214 14" Aluminum
 48-22-7218 18" Aluminum
 48-22-7224 24" Aluminum

48-22-7118 18" Steel
 48-22-7114 14" Steel
 48-22-7112 12" Steel
 48-22-7110 10" Steel

SCREWDRIVER-READY



Screwdriver-ready Design

- Up to 2X breakaway torque
- Accepts most standard screwdrivers
- Power to break away corroded fasteners

RATCHET-READY



Ratchet-ready Design

- Quickly thread and tighten fasteners to completion

COMFORT HANDLE



Comfort Handle

- More comfortable than traditional square designs

4-position Telescoping Arm

- Smoothest length adjustment
- 10"-17" adjustment range

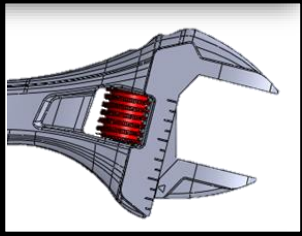


48-22-7001



48-22-7002

PROPRIETARY SCREW



Proprietary Adjustment Screw

- Jaws won't not back off

Wide Jaw Wrench

- Maximum versatility

Chrome Plated

- Best-in-class rust protection

ERGONOMIC HANDLE



Rounded Handle Design

- More comfortable in the palm

Dual Laser Etch Ruler


- Accurate, easy-to-read fastener sizing



CHROME PLATED



- 48-22-7400 2PC. ADJUSTABLE WRENCH SET 6" & 10"
- 48-22-7415 15" ADJUSTABLE WRENCH
- 48-22-7412 12" ADJUSTABLE WRENCH
- 48-22-7410 10" ADJUSTABLE WRENCH
- 48-22-7508 8" WIDE JAW ADJUSTABLE WRENCH
- 48-22-7408 8" ADJUSTABLE WRENCH
- 48-22-7406 6" ADJUSTABLE WRENCH



Patented **TORQUE LOCK™** Design

- Faster set-up
- Increased leverage & grip force

Needle Nose

- Slim profile for tight spaces

Classic Release Lever

- Secure hold, will not loosen

Chrome Plated

- Best-in-class rust protection
- Longer tool life

On-Board Wire Cutter

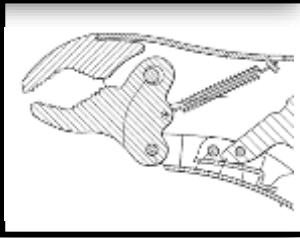
- Multi-functionality



48-22-3602

48-22-3506

ENERGIZED JAW



MAX BITE™ Energized Lower Jaw

- 3X gripping force
- Expanded applications

Patented TORQUE LOCK™ Design

- Faster set-up
- Increased leverage & grip force

V-JAW DESIGN



V-Jaw Design

- 4 Points of high pressure contact

Classic Release Lever

- Secure hold, will not loosen

Chrome Plated

- Best-in-class rust protection
- Longer tool life

FASTER SET-UP



48-22-3610



48-22-3607





TORQUE LOCK™ Expansion Gripped Max Bite & Gripped Straight Jaw



48-22-3710 MAXBITE LOCKING PLIERS GRIP 10"

48-22-3707 MAXBITE LOCKING PLIERS GRIP 7"

48-22-3810 STRAIGHT JAW LOCKING PLIERS 10"

48-22-3807 STRAIGHT JAW LOCKING PLIERS 7"



TORQUE LOCK™ Expansion Long Nose & Curved Jaw



- 48-22-3509 LONG NOSE LOCKING PLIERS STD 9"
- 48-22-3504 LONG NOSE LOCKING PLIERS STD 4"
- 48-22-3421 CURVED LOCKING PLIERS STD 7"
- 48-22-3422 CURVED LOCKING PLIERS STD 5"
- 48-22-3423 CURVED LOCKING PLIERS STD 4"



TORQUE LOCK™ Expansion Deep Reach, Locking, Gripped C-Clamp



48-22-3529 LOCKING CLAMPS REG 18" DEEP

48-22-3520 LOCKING CLAMPS SWIVEL 18"

48-22-3530 LOCKING CLAMPS REG 18"

48-22-3523 LOCKING CLAMPS SWIVEL 9"

48-22-3533 LOCKING CLAMPS REG 9"

48-22-3631 LOCKING CLAMPS REG GRIPPED 11"

48-22-3533 LOCKING CLAMPS REG 9"



TORQUE LOCK™ Expansion Locking Seamer & Large Jaw



48-22-3540 LOCKING SEAMER STD 3"

48-22-3541 LARGE JAW LOCKING PLIERS



TORQUE LOCK™ Expansion Locking Chain Wrench & Welding Clamp



48-22-3542 LOCKING CHAIN WRENCH

48-22-3423 4" CURVED JAW



3.5" Jaw Capacity

- Residential/commercial PVC fittings
- Small diameter sink basket strainers
- Small to medium-sized vehicle oil filters
- Small engine oil filters



9" Compact Length

- Large capacity in small size
- Comparable capacity to 12" – 16" T&G pliers

Comfort Grips

- More comfortable than dipped plastic
- Grips will not peel

Forged Design

- Tool durability in abusive environments



Rust Protection

- Black oxide finish protects from rust





6N1 Combo Pliers & Wire Strippers

6N1 FUNCTIONALITY



6IN1 Functionality

- Wire stripper
- Long nose pliers
- Reaming head
- Loop maker
- Curved wire cutter
- Bolt cutter

FORGED STRENGTH



New-To-World Forged NM Stripper

- Durability for common punching & roughing applications (industry's first)

Lightweight Wire Stripper Design

- Lightweight design for repetitive wire stripping – less hand fatigue

FAST ONE-HAND LOCK



48-22-3079




48-22-3070



48-22-6109

Optimized Jaw Angle



Optimized Jaw Angle

- Accurate, smooth cuts through cable
- 4/0 Aluminum – 2/0 Copper Cut Capacity
- 24 Ga. Data Cable Cut Capacity

Beveled Jaw Heads

- Accurate, smooth cable shearing
- Minimize “lemmoning” or deformation of cable

Comfort Grips



Comfort Grips

- More comfortable than dipped plastic
- Grips will not peel

Forged Design

- Tool durability in abusive environments

Rust Protection



Rust Protection

- Black oxide finish protects from rust





Reaming Head Design (Patent Pending)

- Quick deburr of EMT

Crimps INS and NON INS Terminals

- Mandatory for stranded wire connections

Comfort Grips

- More comfortable than dipped plastic
- Grips will not peel

Wire Cutter

- Cutter at tip for cutting within electrical boxes

Forged Strength

- Increased durability for abusive environments

Rust Protection

- Black oxide finish protects from rust



Iron Carbide Edge



Iron Carbide Edge

- Longer blade life

Angled Handle

- Helps while twisting rebar

Injection Molded Grips



Comfort Grips

- Durable overmold will not peel

Forged Strength

- Tool durability in abusive environments


Optimized Blade



Rust Protection

- Black oxide finish protects from rust





Iron Carbide Edge

- Longer blade life

Comfort Grips

- More comfortable than dipped plastic
- Grips will not peel

Smooth Jaw

- Will not mar surface during pull/pry applications

Forged Design

- Tool durability in abusive environments

Rust Protection

- Black oxide finish protect from rust



Critical for Fences



Hi-Leverage Tool



Rust Protection



6IN1 Tool

- Staple puller
- Staple pincher
- Gripping wire
- Wire cutter
- Wire puller
- Hammer

Comfort Grips

- More comfortable than dipped plastic
- Grips will not peel

Forged Design

- Tool durability in abusive environments

Rust Protection

- Black oxide finish protects from rust



Proprietary Design



Proprietary Adjustment Mechanism

- 5X longer life

Chrome Rollers

- Best-in-class rust protection

Easy Grip Knob

- Easy size adjustment

Chrome Rollers



Easy Blade Change

- Fast, tool-free blade change

Easy Grip Knob



48-22-4250



48-22-4251





Constant Swing Copper Tubing Cutter

4 Rollers



4 Roller Design

- Straighter, cleaner cuts

Chrome Rollers

- Best-in-class rust protection

Smooth Adjustment

- Quick size adjustment

Chrome Rollers



On-Board Reamer

- Easy deburring

Easy Blade Change

- Fast, tool-free blade change

On-Board Reamer





Close Quarters Tubing Cutters



Compact Design

- For use in tight spaces

Chrome Rollers

- Best in class rust protection

Weep Holes

- Allow water to drain from tool



Directional Grip

- Indicates swing direction

Easy Identification

- Clear size and direction indicators



48-22-4260

48-22-4261

48-22-4262

48-22-4263

48-22-4266

1/2" Close Quarters Tubing Cutter

3/4" Close Quarters Tubing Cutter

1" Close Quarters Tubing Cutter

3pc Close Quarters Tubing Cutter Set

2pc Close Quarters Tubing Cutter Replacement Wheels

Pen Style



Pen Style Reamer

- Easy use for copper or PVC

All-Metal Design

- Durable construct for long life

Slide Resistant Pocket Clip

- Quick access and storage

Pocket Clip



Heat Treated Blade

- Long lasting edge

Black Oxide Blade

- Durable rust protection

Rust Protection





- **Reinforced Metal Frame**
 - Up to 5X more durable
- **High-Leverage Tension Knob**
 - Up to 4X higher tension
- **Overmolded Handle**
 - Ensures secure grip and user comfort
- **45 Degree Cut Position**
 - For flush cuts
- **Internal Blade Storage**
 - Stores up to six blades





PVC Saws Update

12" PVC/ABS SAW



48-22-0212

12" PVC/ABS SAW REPL BLADE



48-22-0222

18" PVC/ABS SAW



48-22-0218

18" PVC/ABS SAW REPL BLADE



48-22-0228

Recessed Blade



Recessed Blade Design

- Reduces risk of injury

Optimized Steel Blade

- Up to 5X longer life

Glass-Filled Nylon Body

- Durable construction

Optimized Blade



Lanyard Hole

- Easy tethering

Lanyard Hole



PLANETARY GEARS



Planetary Gear System

- Stress distributing gear design

StripGuard™ Clutch

- Slip clutch protects gears from stripping

StripGuard™ CLUTCH



Rubber Overmold

- Protection from jobsite conditions and provide grip

6:1 Retraction Ratio

- Fast retraction to get the job done faster

OVERMOLD



Flush Handle Storage

- Prevents handle movement when not in use



- 48-22-3982 100' Bold Line Chalk Reel Kit w/ Blue Chalk
- 48-22-3986 100' Bold Line Chalk Reel Kit w/ Red Chalk
- 48-22-3980 100' Bold Line Chalk Reel
- 48-22-3989 100' Bold Replacement Line

PLANETARY GEARS



Planetary Gear System

- Stress distributing gear design

StripGuard™ Clutch

- Slip clutch protects gears from stripping

Low Spillage Line

- Minimal chalk spill reduces clean up time

StripGuard™ CLUTCH



All Metal Body

- Protection from jobsite conditions

6:1 Retraction Ratio

- Fast retraction to get the job done faster

Flush Handle Storage

- Prevents handle movement when not in use

LOW SPILLAGE



48-22-3992 100' Fine Line Chalk Reel Kit w/ Blue Chalk
48-22-3990 100' Fine Line Chalk Reel
48-22-3999 100' Fine Line Replacement Line

REINFORCED FRAME



Most Durable Construction

- Reinforced aluminum frame
- Reinforced folding points

Most Accurate Measuring Wheel

- +/- 0.25% for the full range of wheel

MOST ACCURATE

±0.25%

User Driven Features

- Top reset and brake
- Ergonomic pistol grip design
- Folding kickstand
- Zero point indicator

TOP RESET & BRAKE



48-22-5012

12" Measuring Wheel

48-22-5013 12" Engineer's Measuring Wheel

REINFORCED FRAME



Most Durable Construction

- Reinforced aluminum frame
- Reinforced folding points

Most Accurate Measuring Wheel

- +/- 0.25% for the full range of wheel

MOST ACCURATE

±0.25%

Folds to 1/3 Size

- Easy storage and transport

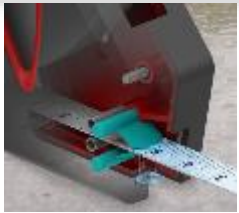
User Driven Features

- Ergonomic pistol grip design
- Trigger brake
- Zero point indicator

FOLDS TO 1/3 SIZE



Grime Guard™




Grime Guard™ Debris Wiper

- Keeps debris out
- Longer life of tool

Ultra Durable Design

- Metal Frame Housing
- Reinforced handle

3:1 Planetary Gears



3:1 Metal Planetary Gears


- 10X Gear Durability, Smooth Rewind

Nylon Coated Steel Blade

Metal Frame



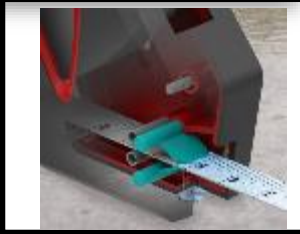
Nylon Bond Steel Blade



Steel Blade with Nylon Bond Blade Protection

- 50% Less Stretch – Best in class accuracy
- Kink and abrasion Resistant

Grime Guard™



Grime Guard™ Debris Wiper

- Keeps debris out
- Longer life of tool

Ultra Durable Design

- Metal Reinforced Handle

3:1 Metal Planetary Gears

- 10X Gear Durability, Smooth Rewind

3:1 Planetary Gears




Dual Side Printing with SAE and Engineer's Scale



48-22-5201 100ft Open Reel Long Tape 1/2" Blade

48-22-5230 300ft Open Reel Long Tape 3/8" Blade

Nylon Coating



Features

- STABLE finger stop
- More Compact & Ergonomic
- Better Hook Design & Magnet
- Improved Belt Clip

5 Pt Reinforced Frame



Innovation

- Nylon Bond Blade Protection
- 5 Point Reinforced Frame
- Patented Finger Stop
- Magnetic Hook
- Blueprint Scale
- Dual Sided Printing

Patented Finger Stop



Magnetic Hook



- 48-22-7116 16' Magnetic Tape Measure
- 48-22-7125 25' Magnetic Tape Measure
- 48-22-7130 30' Magnetic Tape Measure
- 48-22-7135 35' Magnetic Tape Measure
- 48-22-7216 5m/16' Magnetic Tape Measure
- 48-22-7225 8m/26' Magnetic Tape Measure

Durable Housing



5 Point Reinforced Frame

- Up to 10X Drop Durability

Nylon Coated Blade

- Up to 10X Abrasion Resistance

Dual Printing on Blade

- Imperial and Metric

Heavy Duty Clip



Heavy Duty Keychain Clip

- More versatility and clipping options

Ergonomic & Comfortable

- Comfortable design for easy measurements

Imperial & Metric





INKZALL™ Liquid Paint Markers

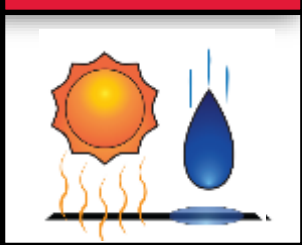
HIGH PERFORMANCE PAINT



High Performance Paint

- Write on dirtiest, hottest, roughest surfaces
- Longest lasting mark in harsh environments
- Water & UV resistant markings

WATER&UV RESISTANT



2X Faster Dry Time

- Industry best 10 second dry time

Wear Resistant Acrylic Tip

- Optimized for writing on rough surfaces

Textured Barrel

- Easy use with gloves

2X FASTER DRY TIME



Anti-Roll Design

- Prevents rolling on work surfaces



- 48-22-3712 INKZALL™ White Liquid Paint Marker
- 48-22-3722 INKZALL™ Yellow Liquid Paint Marker
- 48-22-3711 (12) INKZALL™ White Liquid Paint Marker
- 48-22-3721 (12) INKZALL™ Yellow Liquid Paint Marker
- 48-22-3731 (12) INKZALL™ Black Liquid Paint Marker
- 48-22-3741 (12) INKZALL™ Red Liquid Paint Marker
- 48-22-3751 (12) INKZALL™ Green Liquid Paint Marker
- 48-22-3761 (12) INKZALL™ Blue Liquid Paint Marker
- 48-22-3771 (12) INKZALL™ Orange Liquid Paint Marker



INKZALL™ Metallic Markers

METALLIC INK



Proprietary Metallic Ink

- Maximum opacity on dark surfaces
- Writes on dusty and oily surfaces

Anti-Roll Design

- Prevents rolling on work surfaces

Wear Resistant Acrylic Tip

- Optimized for writing on rough surfaces

ANTI-ROLL



WEAR RESISTANT TIP



48-22-3121

2PK INKZALL™ Silver Markers

48-22-3122

2PK INKZALL™ Gold Markers

48-22-3123

2PK INKZALL™ Silver/Gold Markers



INKZALL™ Ultra Fine Point Pens



Ultra Fine Point

- Sharp, precise lines

Quick Dry Time

- Bleed and smear resistant

Long Cap Off Life

- Up to 72 hour cap-off life



Non-Toxic Ink

- ASTM D 4236 certified



- 48-22-3164 4PK INKZALL™ Black Ultra Fine Point Pens
- 48-22-3165 4PK INKZALL™ Color Ultra Fine Point Pens
- 48-22-3160 12PK INKZALL™ Black Ultra Fine Point Pens
- 48-22-3162 12PK INKZALL™ Blue Ultra Fine Point Pens
- 48-22-3161 12PK INKZALL™ Red Ultra Fine Point Pens



INKZALL™ Ultra Fine Point Markers

JOBSITE PERFORMANCE



Clog Resistant Tip

- Write on dusty, wet, and oily surfaces

Quick Dry Time

- Fast drying ink resists smearing

Long Cap Off Life

- Up to 72 hour cap-off life

SMEAR RESISTANT



Non-Toxic Ink

- ASTM D 4236 certified

72HR CAP OFF



48-22-3150

48-22-3154



INKZALL™ Jobsite Highlighters

Durable Tip



Durable Tip

- Stays sharp longer

Long Cap Up Life

- Up to 4X longer life

Bleed Resistant

- Will not bleed through paper

Smear Resistant

- Fast drying ink resists smearing

ASTM D 4236 Certified

- Non-toxic ink

Hard Hat Clip



Anti Roll



48-22-3201
48-22-3206

Accessoires de Travail et Rangement Souple/ Work Gear & Soft Storage



MOLDED BASE



Impact Resistant Molded Base

- Up to 5X More Durable than competitive bottoms
- Protects contents from water, abrasion, and impact

Durable Design

- Constructed with 1680D Ballistic Material for maximum durability
- Heavy duty zippers

1680D BALLISTIC MATERIAL

TEAR RESISTANT



Integrated Rain Fly

- Helps protect contents from water & jobsite debris

Protected Tech Storage

- Secure, protected storage for laptops and tablets

INTEGRATED RAIN FLY



53 Total Pockets

- Provides ultimate organization



OPEN BUCKET DESIGN



Open Bucket Design

- Designed to allow full use of the bucket interior and allow bucket lids to be utilized

Exterior Zippered Pockets

- Designed for small part and battery storage

1680d Ballistic Material Construction

- Ultimate durability

Included Handle Wrap

- For comfortable carrying

32 Exterior Pockets

- For ultimate organization

EXTERIOR ZIPPER POCKETS



1680D CONSTRUCTION

TEAR RESISTANT



FULL ACCESS



Stand Up, Stay Open Design

- Designed to allow full access to the bags contents

Stackable

- Allows users to easily carry multiple bags

Water Resistant, Reinforced Base

- Prevents water damage and allows bag to stand up

Heavy Duty No.10 Canvas Exterior

- User preferred for durability and breathability

External Zipper Pocket

- Provides quick access to hand tools, bits and other needed accessories

STACKABLE DESIGN



WATER RESISTANT BASE



REINFORCED WITH ARMORTEX®



Armortex® Reinforced Palms & Finger Tips

- Increased durability and grip

Smartswipe™ Knuckle

- Permits the use of touch screen devices without removing gloves or wiping dirty finger tips across the screen

SMARTSWIPE™ KNUCKLE



Breathable Lining

- Moisture wicking lining provides all-day comfort


Knuckle Protection

- TPR pad provides ultimate knuckle protection

Built-in Sweat Wipe

- Terry cloth thumb for wiping sweat/brow

BREATHABLE LINING



Hook & Loop Closure

- For secure fit



- 48-22-8731 Demolition Work Gloves – M
- 48-22-8732 Demolition Work Gloves – L
- 48-22-8733 Demolition Work Gloves – XL
- 48-22-8734 Demolition Work Gloves - XXL

FINGERLESS DESIGN



Fingerless Design

- Designed to provide ultimate dexterity when handling small objects

Reinforced Palm & Thumb Seam

- Provides ultimate durability

Lightweight, Breathable Backing

- Moisture wicking lining provides all day comfort

Built-in Sweat Wipe

- Terry cloth thumb for wiping sweat/brow


Hook & Loop Closure

- For secure fit

REINFORCED PALM & THUMB



BREATHABLE BACKING



48-22-8745

48-22-8741

48-22-8742

48-22-8743

48-22-8744

Fingerless Work Gloves – S

Fingerless Work Gloves – M

Fingerless Work Gloves – L

Fingerless Work Gloves – XL

Fingerless Work Gloves - XXL

SMARTSWIPE™ KNUCKLE




SMARTSWIPE™ Knuckle, Palm, & Fingertips

- Permits the use of touch screen devices without removing gloves

Lightweight, Breathable Backing

- Provides all day comfort
- Moisture wicking

BREATHABLE BACKING



High Dexterity Finger Tips

- Designed to provide dexterity when handling small objects

Reinforced Thumb Seam

- Provides ultimate durability

Built-in Sweat Wipe

- Terry cloth thumb for wiping sweat/brow

HIGH DEXTERITY FINGERTIPS



Hook & Loop Closure

- For secure fit



- 48-22-8725 General Purpose Work Gloves – S
- 48-22-8721 General Purpose Work Gloves – M
- 48-22-8722 General Purpose Work Gloves – L
- 48-22-8723 General Purpose Work Gloves – XL
- 48-22-8724 General Purpose Work Gloves - XXL

SMARTSWIPE™ KNUCKLE



SMARTSWIPE™ Knuckle, Palm, & Fingertips

- Permits the use of touch screen devices without removing gloves

FREE-FLEX Elastic Cuff

- For All-Day Comfort

Lightweight, Breathable Backing

- Provides all day comfort
- Moisture wicking

Reinforced Thumb Seam

- Provides ultimate durability


High Dexterity Finger Tips

- Designed to provide dexterity when handling small objects

Built-in Sweat Wipe

- Terry cloth thumb for wiping sweat/brow

BREATHABLE BACKING



FREE-FLEX CUFF



- | | |
|------------|---------------------------|
| 48-22-8715 | Slip-On Work Gloves – S |
| 48-22-8711 | Slip-On Work Gloves – M |
| 48-22-8712 | Slip-On Work Gloves – L |
| 48-22-8713 | Slip-On Work Gloves – XL |
| 48-22-8714 | Slip-On Work Gloves - XXL |



Heated Gear

M12 HEATED JACKETS

M12 HEATED 3IN1



BLACK
201B-20 (Jacket Only)
201B-21 (Kit)



GRAY
201G-20 (Jacket Only)
201G-21 (Kit)



RED/GRAY
201R-20 (Jacket Only)
201R-21 (Kit)



REALTREE XTRA®
221C-20 (Jacket Only)
221C-21 (Kit)



WOMEN'S - BLACK
231B-21 (Kit)



3IN1 JACKET - BLACK
251B-20 (Jacket Only)
251B-21 (Kit)

M12 HEATED HOODIES & M12 HEATED VEST

M12 HEATED HAND WARMERS



BLACK
301B-20 (Hoodie Only)
301B-21 (Kit)



GRAY
301G-20 (Hoodie Only)
301G-21 (Kit)



RED
301R-20 (Hoodie Only)
301R-21 (Kit)



VEST - BLACK
271B-20 (Vest Only)
271B-21 (Kit)



BLACK
2322-20 (Only)
2322-21 (Kit)

REALTREE XTRA®
2321-20 (Only)
2321-21 (Kit)

MILWAUKEE® WORK WEAR*



HOODED JACKET - BLACK
252B



WORKSKIN™ COLD WEATHER BASE LAYER - GRAY
401G



CUFFED KNIT HAT - GRAY
501G
One Size



KNIT HAT - RED
501R
One Size

Accessoires/ Accessories





SHOCKWAVE™ Expansion

50PC IMPACT DRILL AND DRIVE SET



55PC IMPACT DRILL AND DRIVE SET



60 PC IMPACT DRILL AND DRIVE SET



- 48-32-4013 (5)50PC IMPACT SET SHOCKWAVE
- 48-32-4014 (5)55PC IMPACT SET SHOCKWAVE
- 48-32-4015 (5)60PC IMPACT SET SHOCKWAVE



SHOCKWAVE™ Expansion

CONTRACTOR PACKS



2PK IMPACT SLOTTED POWER BITS



3PC 1/2" THIN WALL DEEP IMPACT SOCKET SET



10PC IMPACT DRIVER BIT SET




- 48-32-4920 2PK SLOTTED POWER BITS #8/#10
- 49-66-4485 (3)3PC 1/2" DR IMP DP SCKTSET
- 48-32-4513 (5)10PC EXPAND KIT SHOCKWAVE
- 48-32-5014 (5)15PK INSERT BIT T25 TICTAC
- 48-32-5011 (5)15PK INSERT BIT T20 TICTAC
- 48-32-5016 (5)25PK T25 TICTAC W/BIT HLDR
- 48-32-5013 (5)25PK T20 TICTAC W/BIT HLDR

THICK, HARDENED TOOL STEEL BLADE



SLIM PROFILE



C-RING BIT HOLDER



Most Reams

- Up to 5X Blade Life vs. the competition
- Thick, hardened tool steel blade
- Reams 1/2", 3/4" and 1" EMT
- Replaceable blades (48-32-2351)
 - Includes:
 - (2) Replacement Blades
 - (2) Cap Screws
 - Hex Key



Longest Reach

- Reams and fastens with one accessory
- Slim Profile with extended reach for common electrical fastening
- Features a C-ring bit holder
- Includes 1" PH2, SQ2, ECX2, SL1/4"



48-32-2350
48-32-2351

(3) 5PC SHOCKWAVE™ CONDUIT REAMING BIT HOLDER
CONDUIT REAMER REPLACEMENT BLADES

Double Ended Power Bits



Socket Adapters



MAGNETIC BIT HOLDERS



- 48-32-4310 (3) PH2/SL1-4 DE IMPCT PWR BIT
- 48-32-4311 (3) PH2/SQ2 DE IMPCT PWR BIT
- 48-32-4312 (3) PH2/T25 DE IMPCT PWR BIT
- 48-32-4313 (3) T20/T25 DE IMPCT PWR BIT



Multi-Tool Accessories



- 48-90-4015 10PK Fine Point Multi-Tool Blades
- 48-90-4030 10PK Hard Point Multi-Tool Blades
- 48-90-4040 10PK 1-1/4" Bi-Metal Multi-Tool Blade
- 48-90-4050 10PK 2-1/2" Bi-Metal Multi-Tool Blade
- 48-90-4055 10PK Japanese Tooth Multi-Tool Blade



Cutting

Wood Cutting

- Notch outs for hard and soft wood
- Plunge cuts into floors and walls
- Flush cutting flooring and door jams
- Flush cutting door jams



Scraping/Sanding

Cutting Hardi Board and Dry Wall

- Cutting vents, outlets and miscellaneous cuts
- Removing Silicone and Caulk
- Grout Removal
- Mortar / Thinset Removal
- Flooring Removal
- Detail Sanding
- Cutting copper and PVC pipe



Grout Removal



- | | |
|------------|-----------------------------------|
| 48-90-0000 | Universal Adaptor |
| 48-90-0010 | 1-1/4" Extended Blade |
| 48-90-0015 | 3/4" Blade |
| 48-90-0020 | 1-3/4" TiN Blade |
| 48-90-0025 | 1-1/8" TiN Blade |
| 48-90-0030 | 1-1/4" Hard Point Blade |
| 48-90-0035 | 3-1/8" TiN Segment Blade |
| 48-90-0040 | 1-1/4" BiM Blade |
| 48-90-0045 | 3-1/8" Segment Blade |
| 48-90-0050 | 2-1/2" Blade |
| 48-90-0055 | 1-1/4" Japanese Tooth Blade |
| 48-90-0100 | 2-1/2" Carbide Grit Segment Blade |
| 48-90-0110 | 1-1/4" Carbide Grit Blade |
| 48-90-1000 | Multi-Tool Blade Kit |
| 48-90-1050 | Assorted Blade Kit |
| 48-90-0060 | Scraper Blade |
| 48-90-2000 | Sanding Pad |
| 48-90-2060 | Sand Paper 60 Grit QTY 8 |
| 48-90-2080 | Sand Paper 80 Grit QTY 8 |
| 48-90-2120 | Sand Paper 120 Grit QTY 8 |
| 48-90-2240 | Sand Paper 240 Grit QTY 8 |
| 49-90-2400 | M18 Dust Extractor |
| 49-90-2410 | M18 Depth Stop |

Durability



Industrial Steel Spring

- 2-Year Warranty From Defect or Breakage
- Compatible With Milwaukee® M12™ Drain Snake and Other Professional Drain Cleaning Machines

Solid Polymer Core

- Strength: Carries Power Through End of Cable
- Flexibility: Maneuvers the Tightest Bends
- Corrosion Resistance: Core Will Not Rust to Cable

Ease Of Use



Removable Inner Drum (Optional)

- Fast, Easy Cable Changes
- Helps Prevent Cable Turnover in Drum
- Contains Mess

Protection



SIZES



5/16" x 25'
Bulb Head Cable

48-53-2571



5/16" x 25'
Drop Head Cable

48-53-2572



1/4" x 25'
Bulb Head Cable

48-53-2573



1/4" x 25'
Drop Head Cable

48-53-2574



5/16" x 25'
Bulb Head Cable W/Drum

48-53-2581



5/16" x 25'
Drop Head Cable W/Drum

48-53-2582



1/4" x 25'
Bulb Head Cable W/Drum

48-53-2583



1/4" x 25'
Drop Head Cable W/Drum

48-53-2584



EXACT™ 5" & 6" Accessory Expansion



49-16-2707



5" Die
49-16-2686



6" Die
49-16-2688



5" Punch
49-16-2687



6" Punch
49-16-2689



M18 FUEL™ 7" Variable Speed Polisher



- 49-36-2783 7" Black Foam Finishing Pad
- 49-36-2784 7" Yellow Foam Polishing Pad
- 49-36-2785 7" Wool Cutting Pad
- 49-36-2789 3" Black Foam Finishing Pad
- 49-36-2790 3" Yellow Foam Polishing Pad
- 49-36-2791 3" Wool Cutting Pad
- 49-36-2792 6.5" Backing Pad
- 49-36-5783 5 PC 7" Black Foam Finishing Pad
- 49-36-5784 5 PC 7" Yellow Foam Polishing Pad
- 49-36-5785 5 PC 7" Wool Cutting Pad
- 49-36-5789 5 PC 3" Black Foam Finishing Pad
- 49-36-5790 5 PC 3" Yellow Foam Polishing Pad
- 49-36-5791 5 PC 3" Wool Cutting Pad

Empire




True Blue

Molded Grip Zone –
Wide durable handles
for comfort & portability

Top Read Window – Top
read window for clear
overhead viewing


Durable Vials –
High Impact acrylic vials
deliver long-life accuracy
& read-out



High Contrast Vial Surrounds –
High-vis vial surrounds make
viewing easier in all light
conditions

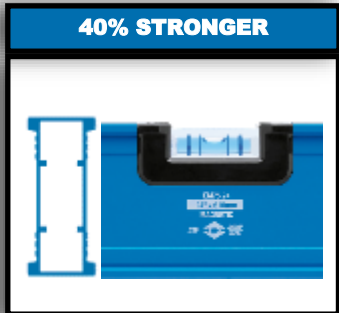
Magnetic Edge –
Enhanced continuous
magnetic edge

Impact Resistant End Caps –
Compact & durable end caps
for protection & long-life
accuracy



- e55.24 24" Empire I-Beam
- e55.48 48" Empire I-Beam
- e55.72 72" Empire I-Beam
- em55.24 24" Empire I-Beam - Magnetic
- em55.48 48" Empire I-Beam - Magnetic
- em55.78 78" Empire I-Beam - Magnetic

True Blue



Shock Absorbing Endcaps- Tool-free removable endcaps for superior protection and scribing performance

Hang Hole

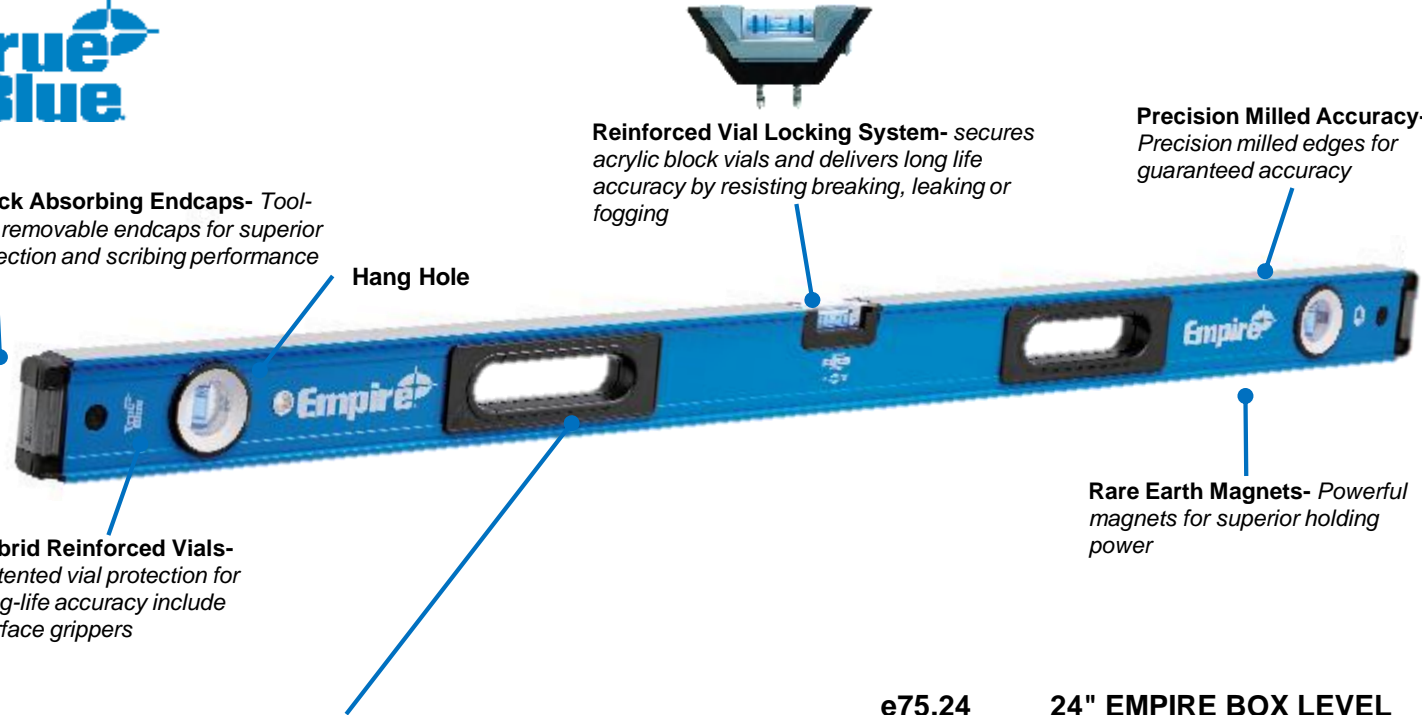
Hybrid Reinforced Vials- Patented vial protection for long-life accuracy include surface grippers

Rubber Grip Zone- Ergonomic, durable handles provide comfort and portability

Reinforced Vial Locking System- secures acrylic block vials and delivers long life accuracy by resisting breaking, leaking or fogging

Precision Milled Accuracy- Precision milled edges for guaranteed accuracy

Rare Earth Magnets- Powerful magnets for superior holding power



- | | |
|----------|-----------------------------|
| e75.24 | 24" EMPIRE BOX LEVEL |
| e75.32 | 32" EMPIRE BOX LEVEL |
| e75.48 | 48" EMPIRE BOX LEVEL |
| e75.72 | 72" EMPIRE BOX LEVEL |
| e75.96 | 96" EMPIRE BOX LEVEL |
| e75JAMB | 78/32 BOX LEVEL JAMB SET |
| em75.24 | 24" EMPIRE BOX LEVEL – MAG |
| em75.48 | 48" EMPIRE BOX LEVEL – MAG |
| em75.78 | 78" EMPIRE BOX LEVEL – MAG |
| em75.96 | 96" EMPIRE BOX LEVEL MAG |
| em75JAMB | 78/32 BX LVI JAMB SET - MAG |



HIGH DEFINITION VIEWING IN ALL CONDITIONS

