



*New Standard
in Lighting*

Light LED Edge-Lit Flat Panel
can be **AWESOME**



ASD HAS A PERFECT SELECTION FOR INDOOR COMMERCIAL LIGHTING

ASD LED Panels

ASD LED Edge lit panels are the best choice for all recessed, suspended and surface mount applications. Available in both Standard Series and High Efficiency Series, these contemporary panels have a rounded edge and are only ½” thick making them one of the slimmest panels available. Up to 20 dimmable panels can be linked to each master panel. Surface mount kits, sheetrock kits and hanging set options are available.

- ▶ Contemporary design
- ▶ Available in 2x2, 1x4 and 2x4 sizes
- ▶ Standard 0~10 V dimming
- ▶ Recessed, suspended and surface mounting options
- ▶ White frame
- ▶ Life time > 100,000 hrs.
- ▶ 5-year limited warranty

We have panel accessories and components available.

ASD Edge-lit Flat panels have the following certifications:





Standard Series

ASD cULus listed and DLC approved LED Edge-lit Flat panels are the best choice for all recessed, suspended and surface mounted applications. These contemporary LED Panels are only 0.6" thick. Up to 20 dimmable panels can be linked to each master panel. ASD Edge lit panels are the best fixture for the money in the market.

- 85 lm/Watt
- Color Temperature 4000 K/5000 K



High Efficiency Series

ASD LED Edge Lit Flat Panels High Efficiency Series are a modern cutting-edge fixture producing 110 lm/W. The main advantages of our UL and DLC LED panels are that they are high-efficiency panels absent of hazardous materials and are maintenance-free.

- 110 lm/Watt
- Color Temperature 3500 K/4000 K/5000 K/6500 K



Product Package

LED Edge-Lit Flat Panel

110 $\frac{\text{lm}}{\text{w}}$
HIGH EFFICIENCY



Our unique packaging design allows us to fit more panels in less space making it more convenient for storing and transporting.



Features and Benefits

LED Edge-Lit Flat Panel

RIGID FRAME

developed by our own engineers



CONTEMPORARY OUTLOOK



EASY installation



PAINTED FRAME



Only **0.5" THICK**



Fully (0~10V) DIMMABLE



Even BRIGHT LIGHT



Up to **20 panels** can be linked together to one switch



4 COLOR temperatures available (3500K-6500K)

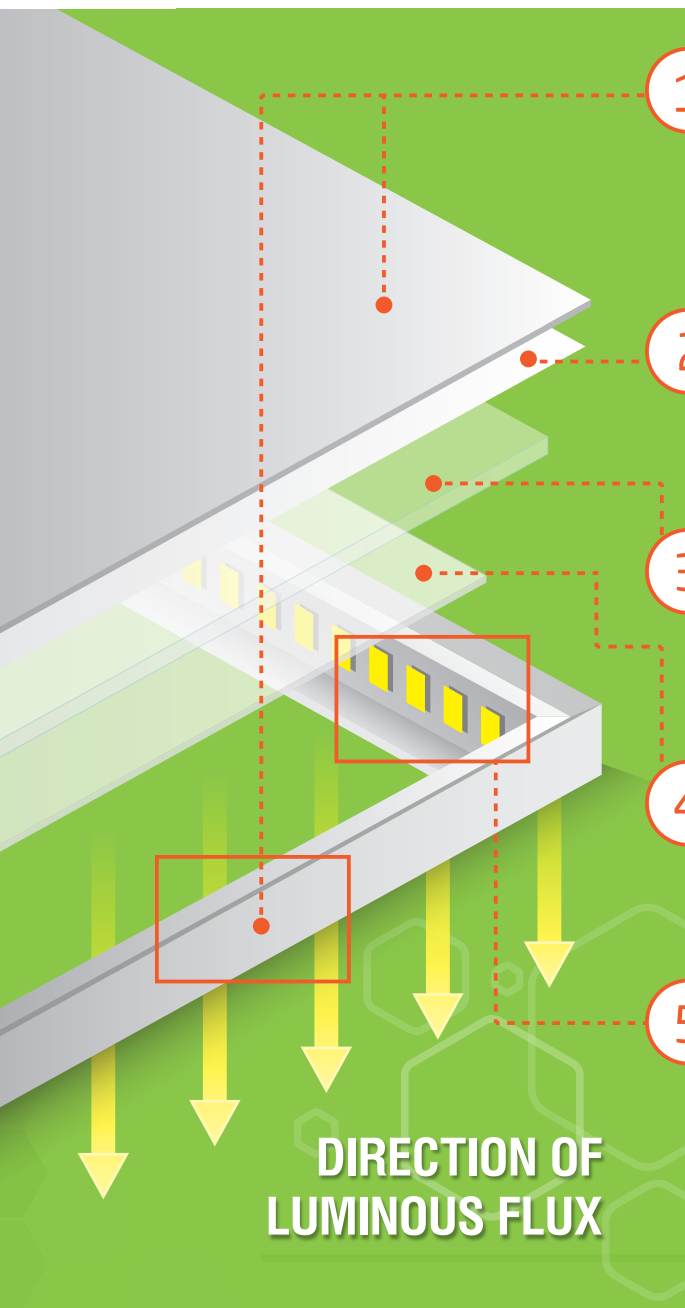


Our own RELIABLE DRIVERS



100,000+ hours LED lifetime





1 ALUMINUM BODY

Stiffeners in construction allow to hold the shape of the panel and to prevent any warping during the lifetime of the luminaire

2 LIGHT-REFLECTING COATING

Redistributes the luminous flux emitted by LEDs perpendicularly downwards

3 INNER DIFFUSER

Provides an even distribution of luminous flux over the whole surface of the lamp

4 LIGHT GUIDE LENS

Made of frosted glass which allows the panel to emit an even light that is pleasing to the eye

5 EPISTAR LEDs, TYPE SMD

Located all around the body and emit consistent light to the ends of the light guide lens with laser cuts



DIRECTION OF LUMINOUS FLUX



110 $\frac{\text{lm}}{\text{w}}$

HIGH EFFICIENCY



High Efficiency Series

Models: ASD-ELP22D2235HE, ASD-ELP22D2240HE
ASD-ELP22D2250HE



- 23.8"x23.8"x0.6"
- 22 W
- 100-277V
50/60Hz
- 2420 Lm
- 3500 K
4000 K
5000 K

Models: ASD-ELP14D2735HE, ASD-ELP14D2740HE
ASD-ELP14D2740HE



- 11.8"x47.8"x0.6"
- 27 W
- 100-277V
50/60Hz
- 2970 Lm
- 3500 K
4000 K
5000 K

Models: ASD-ELP22D2735HE, ASD-ELP22D2740HE
ASD-ELP22D2750HE, ASD-ELP22D2765HE



- 23.8"x23.8"x0.6"
- 27 W
- 100-277V
50/60Hz
- 2970 Lm
- 3500 K | 5000 K
4000 K | 6500 K

Models: ASD-ELP24D4035HE, ASD-ELP24D4040HE
ASD-ELP24D4050HE, ASD-ELP24D4065HE



- 23.8"x47.8"x0.6"
- 40 W
- 100-277V
50/60Hz
- 4400 Lm
- 3500 K | 5000 K
4000 K | 6500 K





Product Range

LED Edge-Lit Flat Panel

Standard Series



Models: ASD-ELP22D4040, ASD-ELP22D4050

Models: ASD-ELP24D6040, ASD-ELP24D6050



- 23.8"x23.8"x2.4"
- 40 W
- 100-277V
50/60Hz
- 3400 Lm
- 4000 K
5000 K



- 23.8"x47.8"x2.4"
- 60 W
- 100-277V
50/60Hz
- 5100 Lm
- 4000 K
5000 K

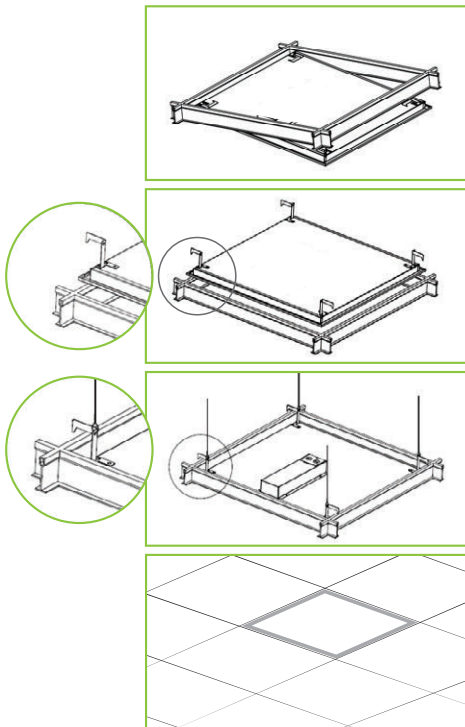




RECESSED MOUNT

There is no additional installation hardware required for installation of panels into a suspended ceiling.

The panel easily replaces a standard ceiling tile.



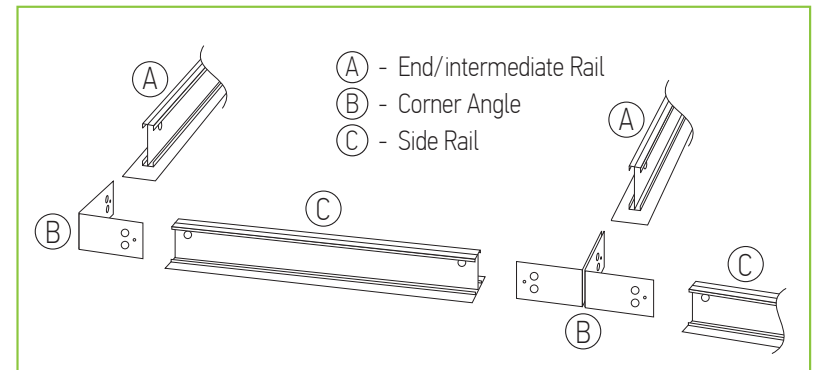
Up to 20 panels can be linked to each master panel. Total power of LED Panels shall not exceed the wattage of dimmer.

Multiple panels can also be controlled from a single source. The panels can be linked to building automation systems.

RECESSED SHEETROCK MOUNT

(only for 2x2 and 2x4 LED Edge-Lit flat panels)

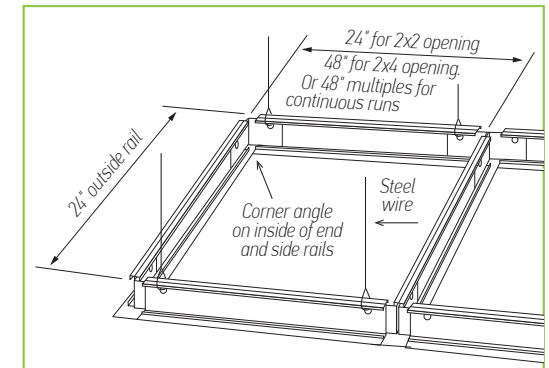
Allows for flush mounting into a sheetrock ceiling.



Ceiling cutout sizes:

2x2 = 23 3/4" x 23 3/4"

2x4 = 23 3/4" x 47 3/4"



FRAME FOR RECESSED SHEETROCK MOUNTING ORDERING INFORMATION:


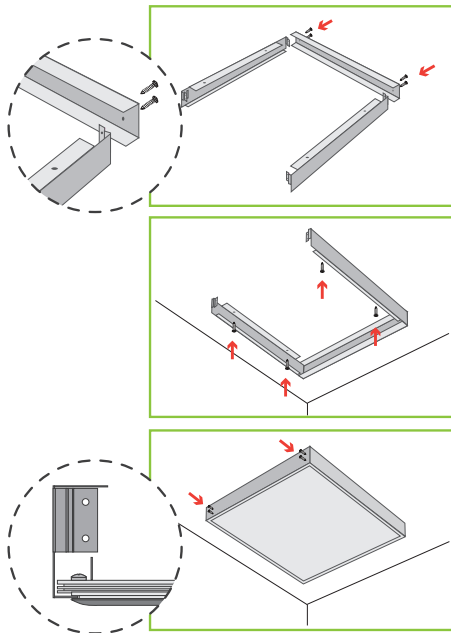
GTIN 12	Model Number	Panel Size
855029006393	ASD-FDW-ELP22	2x2
857622006107	ASD-FDW-ELP24	2x4



SURFACE MOUNT

Accessories for surface installation are sold separately.

LED panels are easily mounted on horizontal or tilted surfaces with a mounting frame.




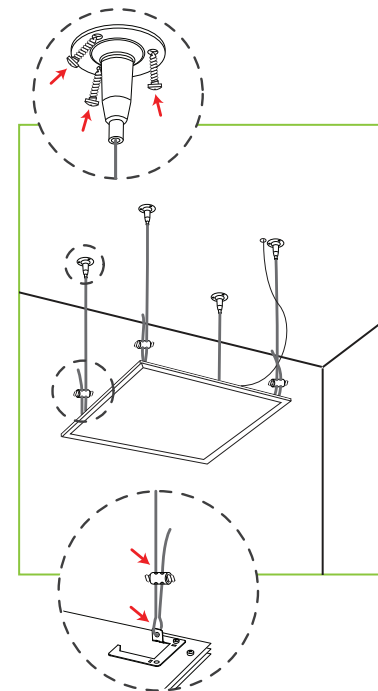
FRAME FOR SURFACE MOUNTING ORDERING INFORMATION:

GTIN 12	Model Number	Panel Size
859961005315	ASD-FELP22	2x2
859961005322	ASD-FELP14	1x4
859961005339	ASD-FELP24	2x4

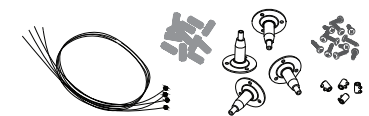
SUSPENDED MOUNT (only for 2x2 and 1x4 LED flat panels)

Accessories for suspended installation are sold separately.

The kit contains four suspension and wall plugs and screws required for mounting.



L = min 2.7" (70 mm); max 5.5" (140 mm)



CEILING HANGING SET ORDERING INFORMATION:

GTIN 12	Model Number
859961005148	ASD-CHS4



ASD Lighting Corp. Growth

ASD Lighting Corporation

Regular market research and offering new, modern and affordable products along with consistently high quality are the main components of our success.

Our engineers constantly strive to create high-quality affordable products for our customers.

We are the "New Standard in Lighting". We develop new energy saving technologies along with affordable prices for everyone.

ASD Lighting is 100% committed to the satisfaction of our customers. We are constantly improving our products and never stop our development.



ASD Lighting Corp.

120 Shawmut Rd, Canton, MA 02021

- Phone: 781-739-3977
- Fax: 339-502-8970
- E-mail: info@asd-lighting.com

www.asd-lighting.com

*New Standard
in Lighting*

