


DABMAR
QUALITY SERVICE VALUE



ARCHITECTURAL
OUTDOOR LIGHTING
CATALOG





MINIMUM ORDER: Initial one thousand five hundred dollar (\$1500.00) order is required to become a stocking distributor. Minimum billing amount is fifty dollars (\$50.00). Any orders under minimum billing amount are subject to a service charge.

PAYMENT TERMS: Dabmar mandates net thirty (30) day payment on approved credit. An early payment discount of one point five percent (1.5%) will be allowed on payments made within ten (10) days of the invoice date. An additional service charge of twenty five dollars (\$25.00) per check will be placed on any checks returned by the bank for reason of non-sufficient funds (NSF). Replacement payment must be made immediately by cashiers check or money order in the corrected amount. All past due payments are subject to one point five percent (1.5%) finance charge in addition to the original invoice amount or the highest lawful rate of finance charge per month applicable under the State Law. No orders will be shipped until all past due payments are made in full. Wire-transfer payments are subject to an additional fifteen dollar (\$15.00) service charge per transfer.

TRANSPORTATION: All shipments are FOB Oxnard, CA with a freight allowance on shipments totaling fifteen hundred dollars (\$1500.00) net or more on shipments within the Continental United States to one destination. Partial shipments requested by the customer and bound to one or more destinations must each total fifteen hundred dollars (\$1500.00) net to be freight allowed. Routing of shipments are at the discretion of Dabmar. Whenever practical, Dabmar will honor customer's special requests, provided freight cost are assumed by the customer.

FREIGHT CLAIMS: When the freight carrier takes receipt of products, title of the products passes from Dabmar to the customer. All damage or loss claims must be filed directly with the carrier.

RETURN MATERIAL AUTHORIZATION: Regardless of the nature of the return all returned products must be accompanied by a Return Merchandise Authorization (RMA) number issued by Dabmar. Freight must be prepaid by the customer. The RMA number must be clearly printed on the return carton(s) and referenced on all documents pertaining to the return. Any cartons returned without Dabmar's RMA number will be refused. All products returned for credit are subject to factory inspection for resalable condition. Credits may be reduced by costs incurred by bringing products to resalable condition. Except for products considered by Dabmar to be defective in material or workmanship, all returns are subject to a restocking fee charged in the amount of twenty percent (20%) of the original invoice amount. All products must be returned in their original cartons. Non-stock orders accepted by Dabmar for modified, customized production or obsolete items are not cancelable, not returnable and not refundable. All shipments refused by the customer are subject to a restocking fee charged in the amount of thirty percent (30%) of the original invoice amount as well as freight cost both ways.

QUOTES & PRICING: All Dabmar prices are subject to change without notice. All merchandise will be billed at prices in effect at time of shipment. Federal, State and Local Sales Taxes are not included in published or quoted prices. All quotations are subject to Dabmar's standard terms and conditions. Quotations are valid for a period of thirty (30) days from the date quoted, unless otherwise stated. Prices on confirmed held orders will be valid for sixty (60) days, unless otherwise stated. All quotation requests must reference specific quotation number and job name.

PURCHASE ORDERS & CANCELLATIONS: Any purchase order or purchase order cancellation must be submitted in writing and is subject for approval by Dabmar. Order cancellation (if approved) must be confirmed by Dabmar in writing and is subject to cancellation fee(s).

DELIVERY SCHEDULES: Dabmar shall not be in any way responsible for failure(s) or delay(s) in the fulfillment or execution of orders or shipments which are directly or indirectly caused by conditions of war, national or international emergencies, sabotage, inadequate transportation facilities, inability to secure raw materials or supplies including fuel and power, fire, flood, windstorms or other acts of God, strikes, lock-outs or other labor disturbances, orders by local authorities or any cause similar or of different kind which is beyond reasonable control of Dabmar.

BACK ORDERS: Any and all Dabmar items not available in stock at the time of scheduled shipment are automatically placed on back order status and shipped as soon as they are available and are back in stock. Customers that do not wish to receive back ordered items are required to submit an immediate written notification to Dabmar.



LIMITED WARRANTY

Dabmar warrants its products against workmanship defects (determined by Dabmar) for a period of one (1) year from the date of shipment and agrees to repair or replace any such product without charge during indicated period of time. LAMPS are warranted for a period not exceeding fifty percent (50%) of published life of the lamp from the day of shipment. BALLASTS are warranted for a period of one (1) year from the date of shipment. Materials are warranted as follows: BRASS is warranted for a period of ten (10) years from the date of shipment. COPPER is warranted for a period of seven (7) years from the date of shipment. STAINLESS STEEL is warranted for a period of five (5) years from the date of shipment. FIBERGLASS is warranted for a period of three (3) years from the date of shipment. CAST ALUMINUM and PLASTIC is warranted for a period of one (1) year from the date of shipment.

This warranty extends only to the buyer of the product. Proof of purchase in the form of original receipt is required by Dabmar before warranty performance is rendered.

This warranty covers product failure due only to material and workmanship defects which occurs in normal use of product. Warranty does not cover product failure due to misuse, abuse, lack of reasonable care, alteration, improper installation, subjecting product to any but the specified electrical voltage, age or any other failure not resulting from defects of materials or workmanship.

Damage resulting from discoloration is not covered by this warranty.

Separately purchased non-Dabmar products including lamps are not covered by this warranty and if used with Dabmar product will void any and all warranty allowed.

Dabmar does not reimburse customers for any cost of labor, service or other costs related to product warranty.

There are no other warranties inferred or implied except as stated herein.

Dabmar shall not be liable for incidental, special or consequential damages resulting from the use of the products or arising from any breach of this warranty.

Extended and special warranty requests will be considered only at a time of quotation.


To obtain warranty service contact Dabmar Warranty Department. Have the product model number, date of purchase and invoice number available when you call Dabmar. A Customer Service Representative shall advise necessary action. Any product requiring return to Dabmar will be subject to Dabmar Return Policy.



TABLE OF CONTENTS


	POST AND WALL LIGHTS	PG. 1 - 29
---	----------------------	------------

	BOLLARD LIGHTS	PG. 30 - 36
---	----------------	-------------


	WALL LIGHTS	PG. 37 - 46
---	-------------	-------------

	HID WALL LIGHTS	PG. 47 - 50
--	-----------------	-------------


	CEILING LIGHTS	PG. 51 - 53
---	----------------	-------------

	HID CEILING LIGHTS	PG. 54 - 56
---	--------------------	-------------

	HID FLOOD / SPOT LIGHTS	PG. 57 - 61
---	-------------------------	-------------

	ADDRESS NUMBER AND UNDER THE CABINET LIGHTS	PG. 62 - 63
---	---	-------------


  	REPLACEMENT BALLASTS	PG. 64 - 70
---	----------------------	-------------

  	LIGHT BULBS	PG. 71 - 79
---	-------------	-------------

  	REPLACEMENT PARTS	PG. 80
---	-------------------	--------




COLOR CHART



BLACK



WHITE



VERDE GREEN



BRONZE



Dan Davidson founded Dabmar Lighting, Inc. in 1990. Dan, a then successful certified and licensed Electrical Contractor, began his visionary journey in the lighting industry by providing energy efficient ceiling and wall lighting fixtures to the California marketplace. Dabmar has become one of the most respected names in lighting. While competitors extend their delivery time, Dabmar responds to customer needs with available inventory on all cataloged items. Dabmar has the ability to ship same day from its 50,000 square foot facility conveniently located in Southern California. Historically Dabmar has been recognized as the source with the **Lowest Prices For The Best Quality Product** in the nation. Today Dabmar is a manufacturer of high quality fixtures for residential, commercial and industrial use. The full product line includes many styles of Landscape, Decorative Posts, High Intensity Discharge and Fluorescent Lighting Fixtures for outdoor and indoor applications.

DABMAR... QUALITY... SERVICE... VALUE



DECORATIVE



LIGHTS



GM485



GM4805



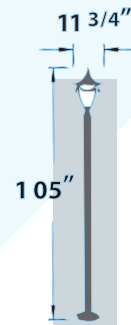
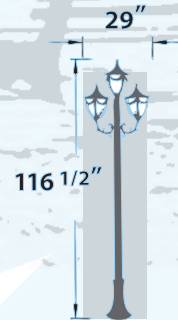
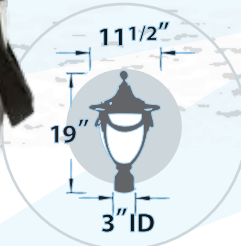
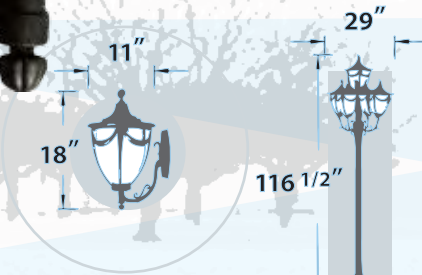
GM4803



GM4801



GM480

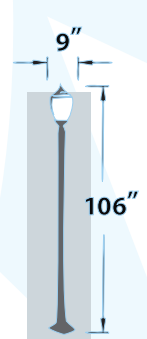


POST, POST TOP AND WALL FIXTURES
 MATERIAL: POWDER COATED CAST ALUMINUM
 LENS: ACRYLIC
 UL LISTED

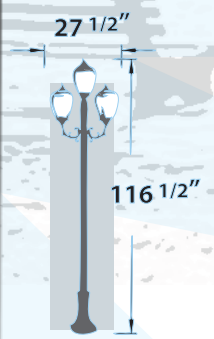
AVAILABLE FINISH: BLACK, WHITE, VERDE GREEN

GM480	INCAND.	120V	60W	LAMP NOT INCLUDED
GM485	INCAND.	120V	60W	LAMP NOT INCLUDED
GM4801	INCAND.	120V	60W	LAMP NOT INCLUDED
GM4803	3 x INCAND.	120V	180W	LAMP NOT INCLUDED
GM4805	5 x INCAND.	120V	300W	LAMP NOT INCLUDED

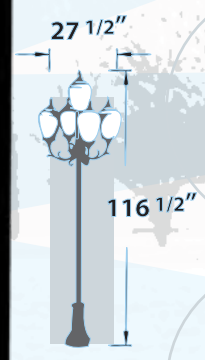




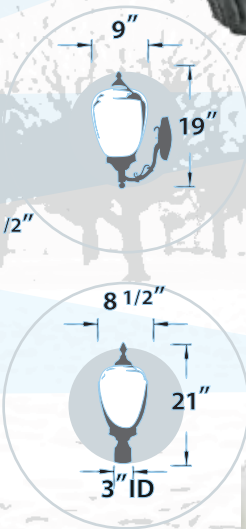
GM4001



GM4003



GM4005



GM290

GM285

POST, POST TOP AND WALL FIXTURES
 MATERIAL: POWDER COATED CAST ALUMINUM
 LENS: ACRYLIC
 UL LISTED

AVAILABLE FINISH: BLACK, WHITE, VERDE GREEN

GM285	INCAND.	120V	60W	LAMP NOT INCLUDED
GM290	INCAND.	120V	60W	LAMP NOT INCLUDED
GM4001	INCAND.	120V	60W	LAMP NOT INCLUDED
GM4003	3 x INCAND.	120V	180W	LAMP NOT INCLUDED
GM4005	5 x INCAND.	120V	300W	LAMP NOT INCLUDED





GM986

GM985

GM982

POST TOP AND WALL FIXTURES
 MATERIAL: POWDER COATED CAST ALUMINUM
 GLOBE: ACRYLIC
 UL LISTED

AVAILABLE FINISH: BLACK, WHITE, VERDE GREEN

GM982	INCAND.	120V	60W	LAMP NOT INCLUDED
GM985	INCAND.	120V	60W	LAMP NOT INCLUDED
GM986	INCAND.	120V	60W	LAMP NOT INCLUDED





POST, POST TOP AND WALL FIXTURES
 MATERIAL: POWDER COATED CAST ALUMINUM
 GLOBE: ACRYLIC
 UL LISTED

AVAILABLE FINISH: BLACK, WHITE, VERDE GREEN

GM970	INCAND.	120V	60W	LAMP NOT INCLUDED
GM972	INCAND.	120V	60W	LAMP NOT INCLUDED
GM9701	INCAND.	120V	60W	LAMP NOT INCLUDED
GM9703	3 x INCAND.	120V	180W	LAMP NOT INCLUDED
GM9705	5 x INCAND.	120V	300W	LAMP NOT INCLUDED

GM9705

GM970

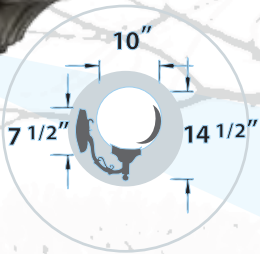
GM9701

GM9703

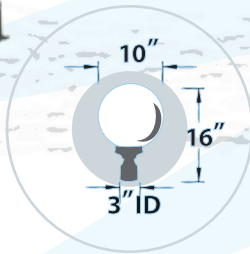
GM972



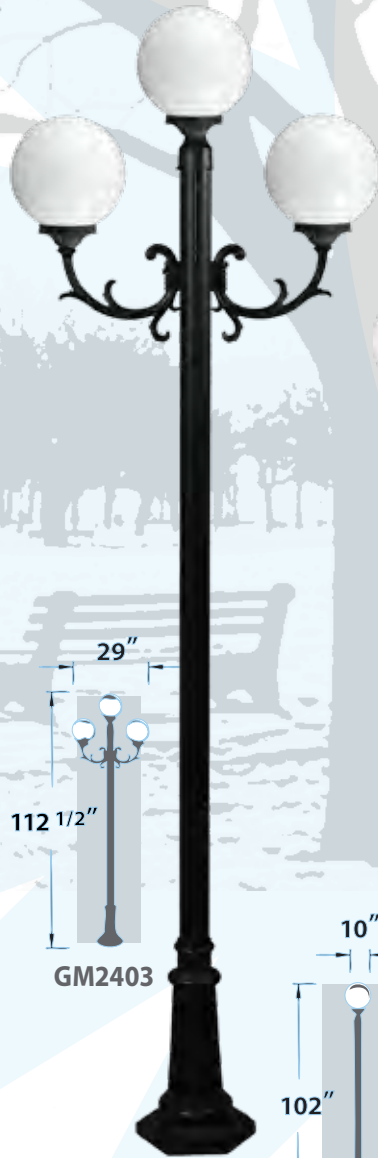
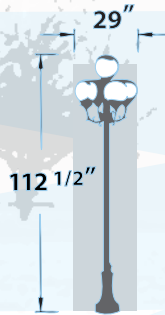
GM245



GM240



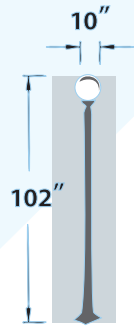
GM2405



GM2403



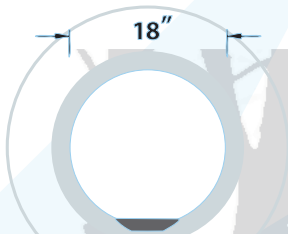
GM2401



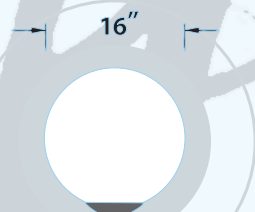
POST, POST TOP AND WALL FIXTURES
 MATERIAL: POWDER COATED CAST ALUMINUM
 GLOBE: ACRYLIC
 UL LISTED
 AVAILABLE FINISH: BLACK, WHITE, VERDE GREEN

GM240	INCAND.	120V	60W	LAMP NOT INCLUDED
GM245	INCAND.	120V	60W	LAMP NOT INCLUDED
GM2401	INCAND.	120V	60W	LAMP NOT INCLUDED
GM2403	3 x INCAND.	120V	180W	LAMP NOT INCLUDED
GM2405	5 x INCAND.	120V	300W	LAMP NOT INCLUDED

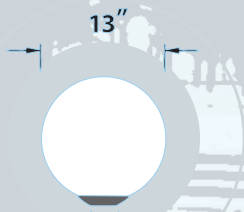




3" ID
D7018



3" ID
D7016



3" ID
D7000

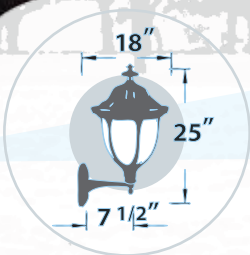


D7000

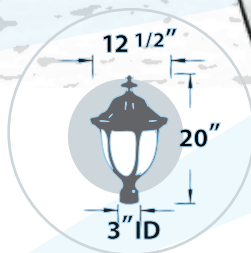
POST TOP FIXTURE
 BASE MATERIAL: POWDER COATED CAST ALUMINUM
 UL LISTED
 GLOBE: POLYETHYLENE
 AVAILABLE BASE FINISH: BLACK, WHITE, VERDE GREEN

D7000	INCAND.	120V	60W	13"	LAMP NOT INCLUDED
D7016	INCAND.	120V	150W	16"	LAMP NOT INCLUDED
D7018	INCAND.	120V	250W	18"	LAMP NOT INCLUDED
D7100	PL13	120V	13W	13"	LAMP INCLUDED
D7200	2 x PL13	120V	26W	13"	LAMP INCLUDED
D7250	CFL	120V	50W	16"	LAMP INCLUDED
D7335	HPS	120V	35W	16"	LAMP INCLUDED
D7350	HPS	120V	50W	16"	LAMP INCLUDED
D7370	HPS	120V	70W	16"	LAMP INCLUDED
D7400	HPS	120V	100W	18"	LAMP INCLUDED
D7450	HPS	120V	150W	18"	LAMP INCLUDED

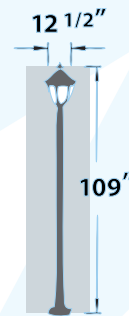




GM555



GM552



GM5501

POST, POST TOP AND WALL FIXTURES
 MATERIAL: POWDER COATED CAST ALUMINUM
 LENS: ACRYLIC
 UL LISTED

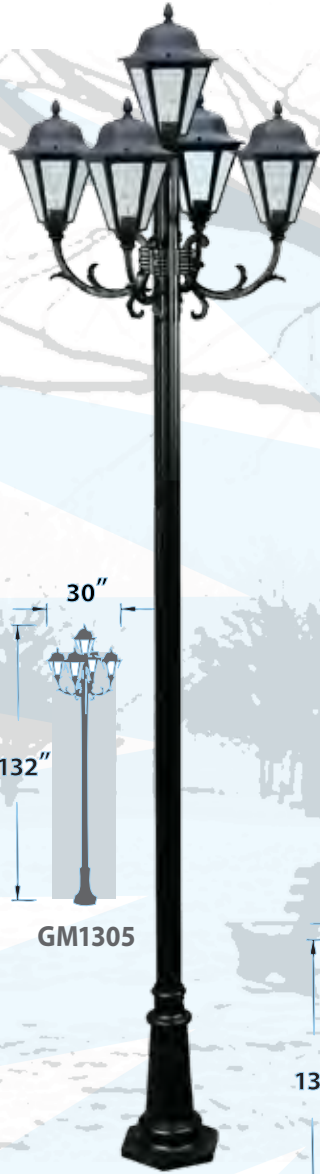
AVAILABLE FINISH: BLACK, WHITE, VERDE GREEN

GM552	INCAND.	120V	60W	LAMP NOT INCLUDED
GM555	INCAND.	120V	60W	LAMP NOT INCLUDED
GM5501	INCAND.	120V	60W	LAMP NOT INCLUDED

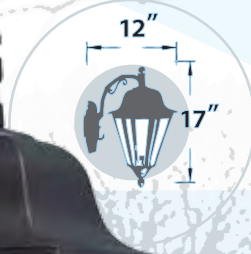




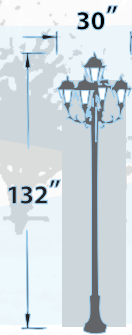
GM135



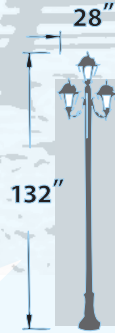
GM1305




GM136



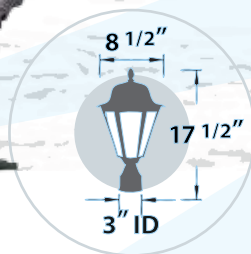
GM1303



GM1301



GM132




POST, POST TOP AND WALL FIXTURES
 MATERIAL: POWDER COATED CAST ALUMINUM
 LENS: HEAT RESISTANT, TEMPERED, BEVELED GLASS
 UL LISTED

AVAILABLE FINISH: BLACK, WHITE, VERDE GREEN

GM132	INCAND.	120V	60W	LAMP NOT INCLUDED
GM135	INCAND.	120V	60W	LAMP NOT INCLUDED
GM136	INCAND.	120V	60W	LAMP NOT INCLUDED
GM1301	INCAND.	120V	60W	LAMP NOT INCLUDED
GM1303	3 x INCAND.	120V	180W	LAMP NOT INCLUDED
GM1305	5 x INCAND.	120V	300W	LAMP NOT INCLUDED




GM3004



GM3003



GM3005



GM105




GM106



GM102



GM3001

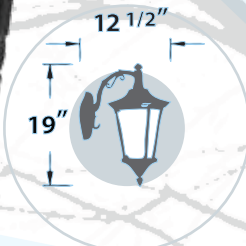


POST, POST TOP AND WALL FIXTURES
 MATERIAL: POWDER COATED CAST ALUMINUM
 LENS: HEAT RESISTANT, TEMPERED, BEVELED GLASS
 UL LISTED
 AVAILABLE FINISH: BLACK, WHITE, VERDE GREEN

GM102	INCAND.	120V	60W	LAMP NOT INCLUDED
GM105	INCAND.	120V	60W	LAMP NOT INCLUDED
GM106	INCAND.	120V	60W	LAMP NOT INCLUDED
GM3001	INCAND.	120V	60W	LAMP NOT INCLUDED
GM3003	3 x INCAND.	120V	180W	LAMP NOT INCLUDED
GM3004	4 x INCAND.	120V	240W	LAMP NOT INCLUDED
GM3005	5 x INCAND.	120V	300W	LAMP NOT INCLUDED



GM116




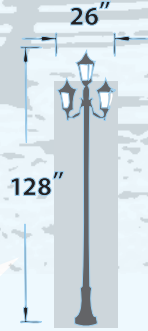
GM115



GM1105




GM1103



GM1101

GM112



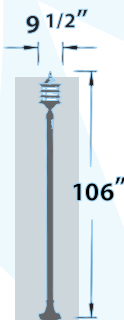
POST, POST TOP AND WALL FIXTURES
 MATERIAL: POWDER COATED CAST ALUMINUM
 LENS: ACRYLIC
 UL LISTED

AVAILABLE FINISH: BLACK, WHITE, VERDE GREEN


GM112	INCAND.	120V	60W	LAMP NOT INCLUDED
GM115	INCAND.	120V	60W	LAMP NOT INCLUDED
GM116	INCAND.	120V	60W	LAMP NOT INCLUDED
GM1101	INCAND.	120V	60W	LAMP NOT INCLUDED
GM1103	3 x INCAND.	120V	180W	LAMP NOT INCLUDED
GM1105	5 x INCAND.	120V	300W	LAMP NOT INCLUDED



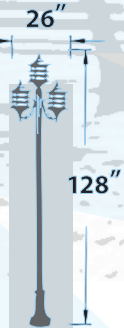
GM1801



GM1805



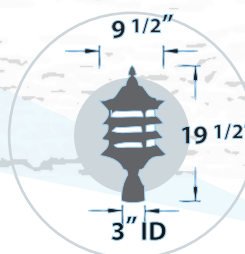
GM1803



GM185



GM186



GM182



POST, POST TOP AND WALL FIXTURES
 MATERIAL: POWDER COATED CAST ALUMINUM
 LENS: WHITE OR CLEAR POLYCARBONATE
 UL LISTED
 AVAILABLE FINISH: BLACK, WHITE, VERDE GREEN

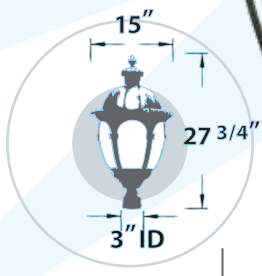
GM182	INCAND.	120V	60W	LAMP NOT INCLUDED
GM185	INCAND.	120V	60W	LAMP NOT INCLUDED
GM186	INCAND.	120V	60W	LAMP NOT INCLUDED
GM1801	INCAND.	120V	60W	LAMP NOT INCLUDED
GM1803	3 x INCAND.	120V	180W	LAMP NOT INCLUDED
GM1805	5 x INCAND.	120V	300W	LAMP NOT INCLUDED



GM936



GM935



POST TOP AND WALL FIXTURES
 MATERIAL: POWDER COATED CAST ALUMINUM
 LENS: HEAT RESISTANT, TEMPERED GLASS
 UL LISTED

AVAILABLE FINISH: BLACK, BRONZE

GM935	INCAND.	120V	60W	LAMP NOT INCLUDED
GM936	INCAND.	120V	60W	LAMP NOT INCLUDED





GM460


GM440

GM235

POST TOP AND WALL FIXTURES
 MATERIAL: POWDER COATED CAST ALUMINUM
 LENS: HEAT RESISTANT, TEMPERED GLASS
 GM235 IS AVAILABLE WITH BEVELED GLASS
 UL LISTED

AVAILABLE FINISH: BLACK, WHITE, VERDE GREEN

GM440	INCAND.	120V	60W	LAMP NOT INCLUDED
GM460	INCAND.	120V	60W	LAMP NOT INCLUDED
GM235	INCAND.	120V	60W	LAMP NOT INCLUDED



GM802



GM812

WALL FIXTURE

MATERIAL: POWDER COATED CAST ALUMINUM

LENS: HEAT RESISTANT, TEMPERED GLASS

UL LISTED

AVAILABLE FINISH: BLACK, BRONZE, VERDE GREEN

GM802	INCAND.	120V	60W	LAMP NOT INCLUDED
GM803	PL13	120V	13W	LAMP INCLUDED
GM804	2 x PL13	120V	26W	LAMP INCLUDED
GM805	35HPS	120V	35W	LAMP INCLUDED
GM806	CFL	120V	50W	LAMP INCLUDED
GM807	50HPS	120V	50W	LAMP INCLUDED
GM808	70HPS	120V	70W	LAMP INCLUDED
GM809	50MH	120V	50W	LAMP INCLUDED
GM810	70MH	120V	70W	LAMP INCLUDED

POST TOP FIXTURE

MATERIAL: POWDER COATED CAST ALUMINUM

LENS: HEAT RESISTANT, TEMPERED GLASS

UL LISTED

AVAILABLE FINISH: BLACK, BRONZE, VERDE GREEN

GM812	INCAND.	120V	60W	LAMP NOT INCLUDED
GM813	PL13	120V	13W	LAMP INCLUDED
GM826	2 x PL13	120V	26W	LAMP INCLUDED
GM835	35HPS	120V	35W	LAMP INCLUDED
GM848	CFL	120V	50W	LAMP INCLUDED
GM850	50HPS	120V	50W	LAMP INCLUDED
GM870	70HPS	120V	70W	LAMP INCLUDED
GM891	50MH	120V	50W	LAMP INCLUDED
GM892	70MH	120V	70W	LAMP INCLUDED
GM893	100MH	120V	100W	LAMP INCLUDED

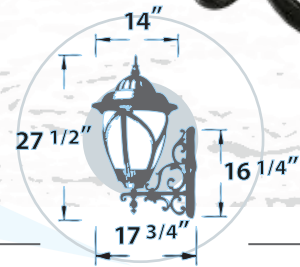




GM712



GM702



POST TOP FIXTURE
 MATERIAL: POWDER COATED CAST ALUMINUM
 LENS: ACRYLIC
 UL LISTED

AVAILABLE FINISH: BLACK, BRONZE, VERDE GREEN

GM712	INCAND.	120V	60W	LAMP NOT INCLUDED
GM713	PL13	120V	13W	LAMP INCLUDED
GM726	2 x PL13	120V	26W	LAMP INCLUDED
GM735	35HPS	120V	35W	LAMP INCLUDED
GM748	CFL	120V	50W	LAMP INCLUDED
GM750	50HPS	120V	50W	LAMP INCLUDED
GM770	70HPS	120V	70W	LAMP INCLUDED
GM791	50MH	120V	50W	LAMP INCLUDED
GM795	70MH	120V	70W	LAMP INCLUDED

WALL FIXTURE
 MATERIAL: POWDER COATED CAST ALUMINUM
 LENS: ACRYLIC
 UL LISTED

AVAILABLE FINISH: BLACK, BRONZE, VERDE GREEN

GM702	INCAND.	120V	60W	LAMP NOT INCLUDED
GM703	PL13	120V	13W	LAMP INCLUDED
GM704	2 x PL13	120V	26W	LAMP INCLUDED
GM705	35HPS	120V	35W	LAMP INCLUDED
GM706	CFL	120V	50W	LAMP INCLUDED
GM707	50HPS	120V	50W	LAMP INCLUDED
GM708	70HPS	120V	70W	LAMP INCLUDED
GM709	50MH	120V	50W	LAMP INCLUDED
GM710	70MH	120V	70W	LAMP INCLUDED

POST FIXTURE

MATERIAL: POWDER COATED CAST ALUMINUM

LENS: POLYCARBONATE

UL LISTED

AVAILABLE FINISH: BLACK

GM5600	70 MH/ DE	120V	70W	LAMP INCLUDED
GM5610	150 MH/ DE	120V	150W	LAMP INCLUDED
GM5620	100 MH/ DE	120V	100W	LAMP INCLUDED
GM5630	70 HPS/DE	120V	70W	LAMP INCLUDED
GM5640	100 HPS/DE	120V	100W	LAMP INCLUDED
GM5650	150 HPS/DE	120V	150W	LAMP INCLUDED

POST FIXTURE

MATERIAL: FIBERGLASS HOUSING WITH

POWDER COATED CAST ALUMINUM TOP

LENS: ACRYLIC

UL LISTED

AVAILABLE FINISH: BLACK, BRONZE

TO SPECIFY MULTI-TAP PLEASE ADD - MT TO MODEL NUMBER

GM5800	70 HPS/ MED	120V	70W	LAMP INCLUDED
GM5810	100 HPS/ MED	120V	100W	LAMP INCLUDED
GM5820	150 HPS/ MED	120V	150W	LAMP INCLUDED
GM5830	70 MH/ MED	120V	70W	LAMP INCLUDED
GM5840	100 MH/ MED	120V	100W	LAMP INCLUDED
GM5850	150 MH/ MED	120V	150W	LAMP INCLUDED
GM5860	175 MH/ MOG	120V	175W	LAMP INCLUDED
GM5870	250 MH/ MOG	120V	250W	LAMP INCLUDED
GM5880	250 HPS/MOG	120V	250W	LAMP INCLUDED

POST FIXTURE

MATERIAL: POWDER COATED CAST ALUMINUM

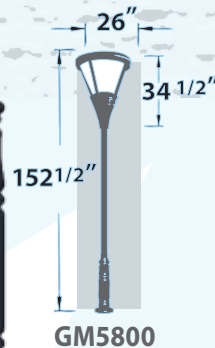

LENS: POLYCARBONATE

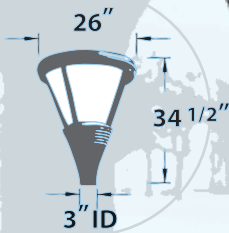
UL LISTED

AVAILABLE FINISH: BLACK, BRONZE

GM6500	70 MH	120V	70W	LAMP INCLUDED
GM6510	150 HPS	120V	150W	LAMP INCLUDED
GM6520	100 HPS	120V	100W	LAMP INCLUDED
GM6530-100	100 MH	120V	100W	LAMP INCLUDED

• MULTI-TAP BALLAST - 120, 208, 240, 277 VOLT





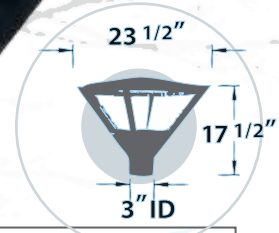
GM580

POST TOP FIXTURE
 MATERIAL: FIBERGLASS HOUSING WITH
 POWDER COATED CAST ALUMINUM TOP
 LENS: ACRYLIC
 UL LISTED
 AVAILABLE FINISH: BLACK, BRONZE

TO SPECIFY MULTI-TAP PLEASE ADD - MT TO MODEL NUMBER

GM580	70 HPS/MOG	120V	70W	LAMP INCLUDED
GM581	100 HPS/MOG	120V	100W	LAMP INCLUDED
GM582	150 HPS/MOG	120V	150W	LAMP INCLUDED
GM583	70 MH/ MOG	120V	70W	LAMP INCLUDED
GM584	100 MH/ MOG	120V	100W	LAMP INCLUDED
GM585	150 MH/ MOG	120V	150W	LAMP INCLUDED
GM586	175 MH/ MOG	120V	175W	LAMP INCLUDED
GM587	250 MH/ MOG	120V	250W	LAMP INCLUDED
GM588	250 HPS/MOG	120V	250W	LAMP INCLUDED

• MULTI-TAP BALLAST - 120, 208, 240, 277 VOLT

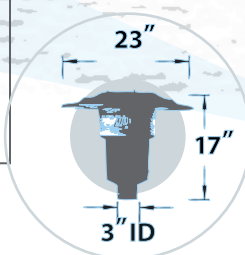


GM560

POST TOP FIXTURE
 MATERIAL: POWDER COATED CAST ALUMINUM
 LENS: POLYCARBONATE
 UL LISTED

AVAILABLE FINISH: BLACK

GM560	70 MH/ DE	120V	70W	LAMP INCLUDED
GM561	150 MH/ DE	120V	150W	LAMP INCLUDED
GM562	100 MH/ DE	120V	100W	LAMP INCLUDED
GM563	70 HPS/DE	120V	70W	LAMP INCLUDED
GM564	100 HPS/DE	120V	100W	LAMP INCLUDED
GM565	150 HPS/DE	120V	150W	LAMP INCLUDED



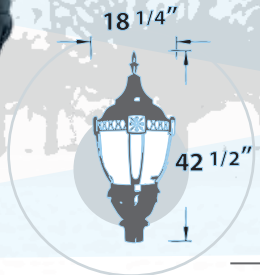
GM650

POST TOP FIXTURE
 MATERIAL: POWDER COATED CAST ALUMINUM
 LENS: POLYCARBONATE
 UL LISTED

AVAILABLE FINISH: BLACK, BRONZE, VERDE GREEN

GM650	70 MH	120V	70W	LAMP INCLUDED
GM651	150 HPS	120V	150W	LAMP INCLUDED
GM652	100 HPS	120V	100W	LAMP INCLUDED
GM653-100	100 MH	120V	100W	LAMP INCLUDED



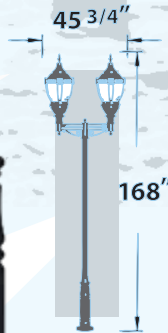


DARK SKY TOP ACORN POST FIXTURE
 MATERIAL: POWDER COATED CAST ALUMINUM
 LENS: POLYCARBONATE
 UL LISTED

AVAILABLE FINISH: BLACK, BRONZE

TO SPECIFY MULTI-TAP PLEASE ADD - MT TO MODEL NUMBER

GM8050	70 HPS	120V	70W	LAMP INCLUDED
GM8051	100 HPS	120V	100W	LAMP INCLUDED
GM8052	150 HPS	120V	150W	LAMP INCLUDED
GM8053	70 MH	120V	70W	LAMP INCLUDED
GM8054	100 MH	120V	100W	LAMP INCLUDED
GM8055	150 MH	120V	150W	LAMP INCLUDED
GM8056	175 MH	120V	175W	LAMP INCLUDED
GM8057	50 MH	120V	50W	LAMP INCLUDED
GM8058	35 HPS	120V	35W	LAMP INCLUDED
GM8059	50 HPS	120V	50W	LAMP INCLUDED
GM8060	2 x 70 HPS	120V	140W	LAMP INCLUDED
GM8061	2 x 100 HPS	120V	200W	LAMP INCLUDED
GM8062	2 x 150 HPS	120V	300W	LAMP INCLUDED
GM8063	2 x 70 MH	120V	140W	LAMP INCLUDED
GM8064	2 x 100 MH	120V	200W	LAMP INCLUDED
GM8065	2 x 150 MH	120V	300W	LAMP INCLUDED
GM8066	2 x 175 MH	120V	350W	LAMP INCLUDED
GM8067	2 x 50 MH	120V	100W	LAMP INCLUDED
GM8068	2 x 35 HPS	120V	70W	LAMP INCLUDED
GM8069	2 x 50 HPS	120V	100W	LAMP INCLUDED

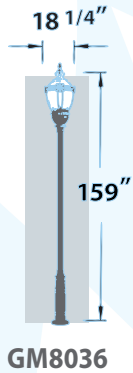


GM8066

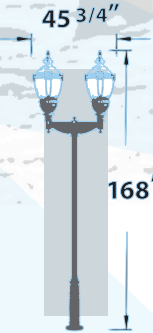


GM8056

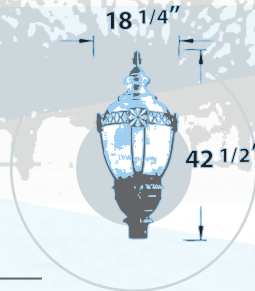
• MULTI-TAP BALLAST - 120, 208, 240, 277 VOLT



GM8036



GM8046



CLEAR TOP ACORN POST FIXTURE
 MATERIAL: POWDER COATED CAST ALUMINUM
 LENS: POLYCARBONATE
 UL LISTED

AVAILABLE FINISH: BLACK, BRONZE

TO SPECIFY MULTI-TAP PLEASE ADD -MT TO MODEL NUMBER

GM8030	70 HPS	120V	70W	LAMP INCLUDED
GM8031	100 HPS	120V	100W	LAMP INCLUDED
GM8032	150 HPS	120V	150W	LAMP INCLUDED
GM8033	70 MH	120V	70W	LAMP INCLUDED
GM8034	100 MH	120V	100W	LAMP INCLUDED
GM8035	150 MH	120V	150W	LAMP INCLUDED
GM8036	175 MH	120V	175W	LAMP INCLUDED
GM8037	50 MH	120V	50W	LAMP INCLUDED
GM8038	35 HPS	120V	35W	LAMP INCLUDED
GM8039	50 HPS	120V	50W	LAMP INCLUDED
GM8040	2 x 70 HPS	120V	140W	LAMP INCLUDED
GM8041	2 x 100 HPS	120V	200W	LAMP INCLUDED
GM8042	2 x 150 HPS	120V	300W	LAMP INCLUDED
GM8043	2 x 70 MH	120V	140W	LAMP INCLUDED
GM8044	2 x 100 MH	120V	200W	LAMP INCLUDED
GM8045	2 x 150 MH	120V	300W	LAMP INCLUDED
GM8046	2 x 175 MH	120V	350W	LAMP INCLUDED
GM8047	2 x 50 MH	120V	100W	LAMP INCLUDED
GM8048	2 x 35 HPS	120V	70W	LAMP INCLUDED
GM8049	2 x 50 HPS	120V	100W	LAMP INCLUDED

• MULTI-TAP BALLAST - 120, 208, 240, 277 VOLT





DARK SKY TOP ACORN POST FIXTURE WITH DECORATIVE BASE
 MATERIAL: POWDER COATED CAST ALUMINUM
 LENS: POLYCARBONATE
 UL LISTED

AVAILABLE FINISH: BLACK, BRONZE

TO SPECIFY MULTI-TAP PLEASE ADD -MT TO MODEL NUMBER

GM8950	70 HPS	120V	70W	LAMP INCLUDED
GM8951	100 HPS	120V	100W	LAMP INCLUDED
GM8952	150 HPS	120V	150W	LAMP INCLUDED
GM8953	70 MH	120V	70W	LAMP INCLUDED
GM8954	100 MH	120V	100W	LAMP INCLUDED
GM8955	150 MH	120V	150W	LAMP INCLUDED
GM8956	175 MH	120V	175W	LAMP INCLUDED
GM8957	50 MH	120V	50W	LAMP INCLUDED
GM8958	35 HPS	120V	35W	LAMP INCLUDED
GM8959	50 HPS	120V	50W	LAMP INCLUDED
GM8960	2 x 70 HPS	120V	140W	LAMP INCLUDED
GM8961	2 x 100 HPS	120V	200W	LAMP INCLUDED
GM8962	2 x 150 HPS	120V	300W	LAMP INCLUDED
GM8963	2 x 70 MH	120V	140W	LAMP INCLUDED
GM8964	2 x 100 MH	120V	200W	LAMP INCLUDED
GM8965	2 x 150 MH	120V	300W	LAMP INCLUDED
GM8966	2 x 175 MH	120V	350W	LAMP INCLUDED
GM8967	2 x 50 MH	120V	100W	LAMP INCLUDED
GM8968	2 x 35 HPS	120V	70W	LAMP INCLUDED
GM8969	2 x 50 HPS	120V	100W	LAMP INCLUDED

• MULTI-TAP BALLAST - 120, 208, 240, 277 VOLT





18 1/4"
159"
GM8930

45 3/4"
168"
GM8940

18 1/4"
42 1/2"

CLEAR TOP ACORN POST FIXTURE WITH DECORATIVE BASE
MATERIAL: POWDER COATED CAST ALUMINUM
LENS: POLYCARBONATE
UL LISTED

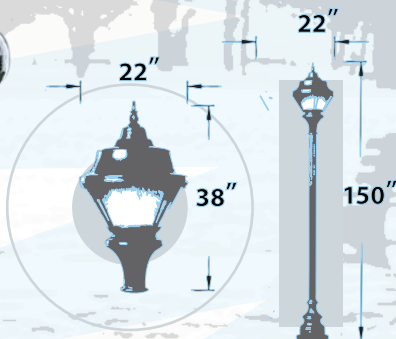
AVAILABLE FINISH: BLACK, BRONZE

TO SPECIFY MULTI-TAP PLEASE ADD -MT TO MODEL NUMBER

GM8930	70 HPS	120V	70W	LAMP INCLUDED
GM8931	100 HPS	120V	100W	LAMP INCLUDED
GM8932	150 HPS	120V	150W	LAMP INCLUDED
GM8933	70 MH	120V	70W	LAMP INCLUDED
GM8934	100 MH	120V	100W	LAMP INCLUDED
GM8935	150 MH	120V	150W	LAMP INCLUDED
GM8936	175 MH	120V	175W	LAMP INCLUDED
GM8937	50 MH	120V	50W	LAMP INCLUDED
GM8938	35 HPS	120V	35W	LAMP INCLUDED
GM8039	50 HPS	120V	50W	LAMP INCLUDED
GM8940	2 x 70 HPS	120V	140W	LAMP INCLUDED
GM8941	2 x 100 HPS	120V	200W	LAMP INCLUDED
GM8942	2 x 150 HPS	120V	300W	LAMP INCLUDED
GM8943	2 x 70 MH	120V	140W	LAMP INCLUDED
GM8944	2 x 100 MH	120V	200W	LAMP INCLUDED
GM8945	2 x 150 MH	120V	300W	LAMP INCLUDED
GM8946	2 x 175 MH	120V	350W	LAMP INCLUDED
GM8947	2 x 50 MH	120V	100W	LAMP INCLUDED
GM8948	2 x 35 HPS	120V	70W	LAMP INCLUDED
GM8949	2 x 50 HPS	120V	100W	LAMP INCLUDED

• MULTI-TAP BALLAST - 120, 208, 240, 277 VOLT





GM9006

POST FIXTURE WITH DECORATIVE BASE
 MATERIAL: POWDER COATED CAST ALUMINUM
 LENS: POLYCARBONATE
 UL LISTED

AVAILABLE FINISH: BLACK, BRONZE

TO SPECIFY MULTI-TAP PLEASE ADD -MT TO MODEL NUMBER

GM9000	70 HPS	120V	70W	LAMP INCLUDED
GM9001	100 HPS	120V	100W	LAMP INCLUDED
GM9002	150 HPS	120V	150W	LAMP INCLUDED
GM9003	70 MH	120V	70W	LAMP INCLUDED
GM9004	100 MH	120V	100W	LAMP INCLUDED
GM9005	150 MH	120V	150W	LAMP INCLUDED
GM9006	175 MH	120V	175W	LAMP INCLUDED
GM9007	50 MH	120V	50W	LAMP INCLUDED
GM9008	35 HPS	120V	35W	LAMP INCLUDED
GM9009	50 HPS	120V	50W	LAMP INCLUDED

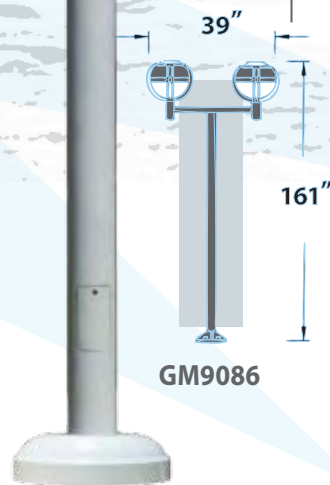
• MULTI-TAP BALLAST - 120, 208, 240, 277 VOLT



POST FIXTURE
 MATERIAL: POWDER COATED CAST ALUMINUM
 LENS: HEAT RESISTANT, TEMPERED GLASS
 UL LISTED

AVAILABLE FINISH: WHITE, BRONZE

TO SPECIFY MULTI-TAP PLEASE ADD -MT TO MODEL NUMBER



GM9070	70 HPS	120V	70W	LAMP INCLUDED
GM9071	100 HPS	120V	100W	LAMP INCLUDED
GM9072	150 HPS	120V	150W	LAMP INCLUDED
GM9073	70 MH	120V	70W	LAMP INCLUDED
GM9074	100 MH	120V	100W	LAMP INCLUDED
GM9075	150 MH	120V	150W	LAMP INCLUDED
GM9076	175 MH	120V	175W	LAMP INCLUDED
GM9077	50 MH	120V	50W	LAMP INCLUDED
GM9078	35 HPS	120V	35W	LAMP INCLUDED
GM9079	50 HPS	120V	50W	LAMP INCLUDED
GM9080	2 x 70 HPS	120V	140W	LAMP INCLUDED
GM9081	2 x 100 HPS	120V	200W	LAMP INCLUDED
GM9082	2 x 150 HPS	120V	300W	LAMP INCLUDED
GM9083	2 x 70 MH	120V	140W	LAMP INCLUDED
GM9084	2 x 100 MH	120V	200W	LAMP INCLUDED
GM9085	2 x 150 MH	120V	300W	LAMP INCLUDED
GM9086	2 x 175 MH	120V	350W	LAMP INCLUDED
GM9087	2 x 50 MH	120V	100W	LAMP INCLUDED
GM9088	2 x 35 HPS	120V	70W	LAMP INCLUDED
GM9089	2 x 50 HPS	120V	100W	LAMP INCLUDED

• MULTI-TAP BALLAST - 120, 208, 240, 277 VOLT





CONTEMPORARY POST FIXTURE
 MATERIAL: POWDER COATED CAST ALUMINUM
 LENS: HEAT RESISTANT, TEMPERED GLASS
 UL LISTED

AVAILABLE FINISH: BLACK, BRONZE

TO SPECIFY MULTI-TAP PLEASE ADD -MT TO MODEL NUMBER

GM9210	100 HPS	120V	100W	LAMP INCLUDED
GM9211	150 HPS	120V	150W	LAMP INCLUDED
GM9212	100 MH	120V	100W	LAMP INCLUDED
GM9213	150 MH	120V	150W	LAMP INCLUDED
GM9214	175 MH	120V	175W	LAMP INCLUDED
GM9215	50 MH	120V	50W	LAMP INCLUDED
GM9216	35 HPS	120V	35W	LAMP INCLUDED
GM9217	50 HPS	120V	50W	LAMP INCLUDED
GM9218	70 HPS	120V	70W	LAMP INCLUDED
GM9219	70 MH	120V	70W	LAMP INCLUDED
GM9220	2 x 100 HPS	120V	200W	LAMP INCLUDED
GM9221	2 x 150 HPS	120V	300W	LAMP INCLUDED
GM9222	2 x 100 MH	120V	200W	LAMP INCLUDED
GM9223	2 x 150 MH	120V	300W	LAMP INCLUDED
GM9224	2 x 175 MH	120V	350W	LAMP INCLUDED
GM9225	2 x 50 MH	120V	100W	LAMP INCLUDED
GM9226	2 x 35 HPS	120V	70W	LAMP INCLUDED
GM9227	2 x 50 HPS	120V	100W	LAMP INCLUDED
GM9228	2 x 70 HPS	120V	140W	LAMP INCLUDED
GM9229	2 x 70 MH	120V	140W	LAMP INCLUDED

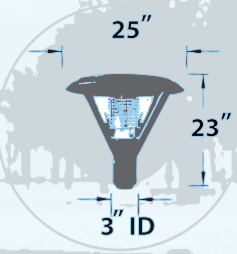


• MULTI-TAP BALLAST - 120, 208, 240, 277 VOLT





GM950



POST TOP FIXTURE
 MATERIAL: POWDER COATED CAST ALUMINUM
 LENS: POLYCARBONATE
 ETL APPROVED FOR WET LOCATION
 AVAILABLE FINISH: BLACK

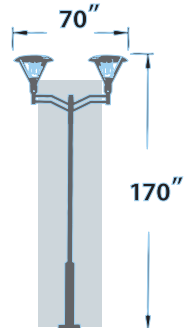
GM950	INCAND.	120V	60W	LAMP NOT INCLUDED
GM955	CFL	120V	50W	LAMP INCLUDED
GM960	70HPS	120V	70W	LAMP INCLUDED
GM963	70MH	120V	70W	LAMP INCLUDED

POST FIXTURES
 MATERIAL: POWDER COATED CAST ALUMINUM
 LENS: POLYCARBONATE
 ETL APPROVED FOR WET LOCATION
 AVAILABLE FINISH: BLACK

GM9510	INCAND.	120V	60W	LAMP NOT INCLUDED
GM9511	CFL	120V	50W	LAMP INCLUDED
GM9512	70HPS	120V	70W	LAMP INCLUDED
GM9513	70MH	120V	70W	LAMP INCLUDED
GM9520	2 x INCAND.	120V	120W	LAMP NOT INCLUDED
GM9521	2 x CFL	120V	100W	LAMP INCLUDED
GM9522	2 x 70HPS	120V	140W	LAMP INCLUDED
GM9523	2 x 70MH	120V	140W	LAMP INCLUDED




GM9513



GM9523



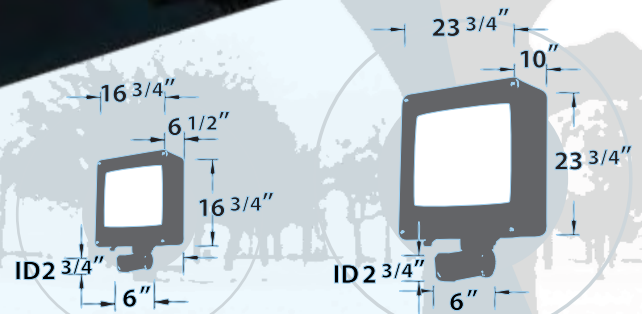


DF7740-MT

P-BRK-W7525

SLIPFIT

PT-20SQ



DF7740-MT

DF7760-MT

OD 2 3/8"

OD 3"



P-BRK-ST7525



P-BRK-ST7525/3

OD 2 3/8"

OD 2 3/8"



P-BRK-W7525



P-BRK-RT7525

WALL AND POST FLOOD FIXTURE
 MATERIAL FOR POST ONLY: POWDER COATED GALVANIZED STEEL
 ONE-PIECE PLATE AND HAND-HOLE ACCESS
 GALVANIZED L-SHAPED BOLTS WITH
 TEMPLATE, NUTS AND WASHERS INCLUDED
 CAST ALUMINUM POST FIXTURE IS ADJUSTABLE UP TO 90 DEGREE ANGLE
 LENS: HEAT RESISTANT, TEMPERED GLASS

UL LISTED

AVAILABLE FINISH: BLACK

DF7525-MT	250 HPS	MULTI-TAP	250W	LAMP INCLUDED
DF7540-MT	400 HPS	MULTI-TAP	400W	LAMP INCLUDED
DF7675-MT	175 MH	MULTI-TAP	175W	LAMP INCLUDED
DF7725-MT	250 MH	MULTI-TAP	250W	LAMP INCLUDED
DF7740-MT	400 MH	MULTI-TAP	400W	LAMP INCLUDED
DF7750-MT	1000 HPS	MULTI-TAP	1000W	LAMP INCLUDED
DF7760-MT	1000 MH	MULTI-TAP	1000W	LAMP INCLUDED

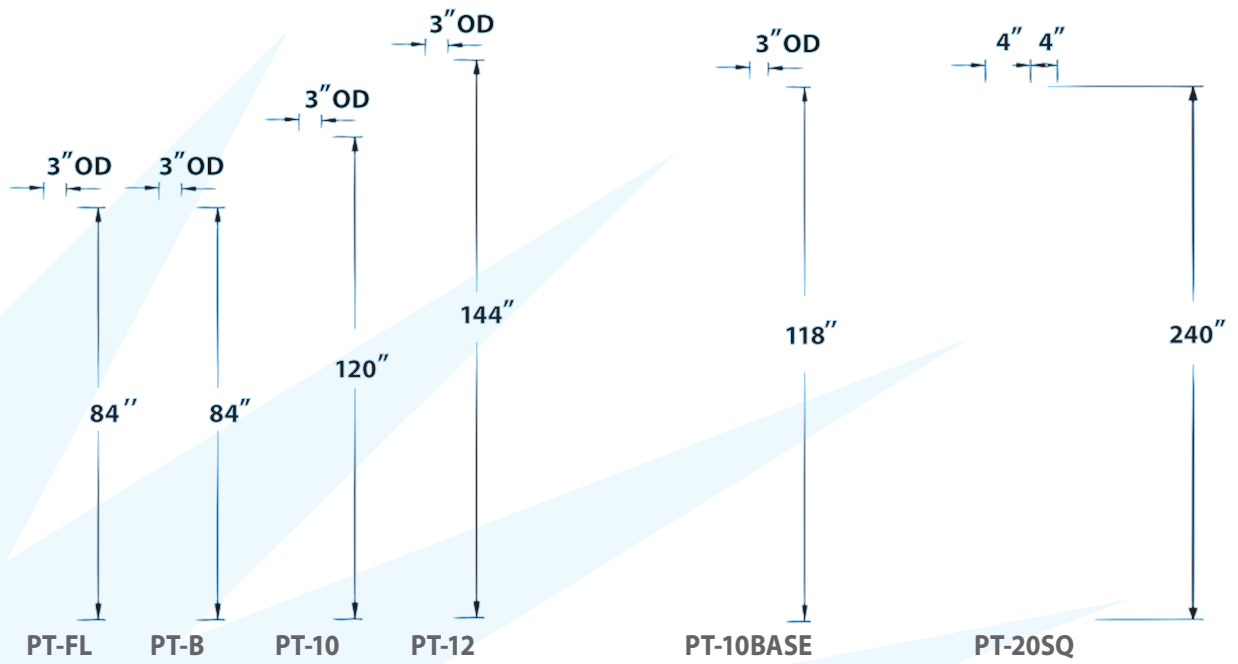
• MULTI-TAP BALLAST - 120, 208, 240, 277 VOLT

SLIP-FITTER OPTIONS

TENON ADAPTORS
 MATERIAL: POWDER COATED GALVANIZED STEEL WITH WELDED BASE

AVAILABLE FINISH: BLACK

P-BRK-ST7525	INTERNAL SQUARE POLE ADAPTOR FOR PT-20SQ
P-BRK-W7525	WALL OR POST MOUNT ADAPTOR
P-BRK-ST7525/3	ARM ADAPTOR FOR 4" X 4" POST
P-BRK-RT7525	EXTERNAL ROUND POLE ADAPTOR FOR PT-B, PT-10, PT12



PT-FL PT-B PT-10 PT-12

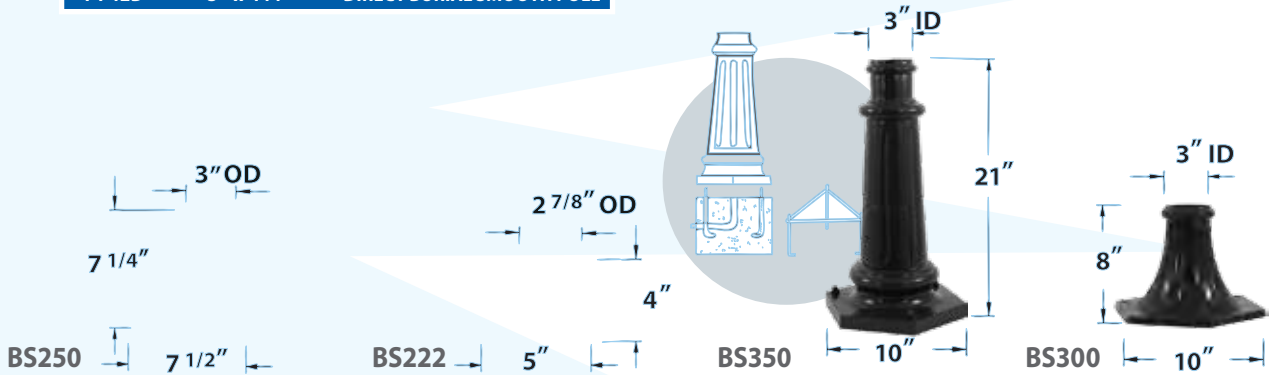
PT-10BASE PT-20SQ

DIRECT BURIAL POLES
 MATERIAL: POWDER COATED STEEL
 PT-FL MATERIAL: POWDER COATED CAST ALUMINUM
 AVAILABLE FINISH: BLACK, BRONZE, WHITE, VERDE GREEN

SURFACE-MOUNTED POSTS
 ONE PIECE COVER PLATE AND HAND HOLE ACCESS
 MATERIAL: POWDER COATED GALVANIZED STEEL
 AVAILABLE FINISH: BLACK, BRONZE

PT-FL	3" x 84"	DIRECT BURIAL FLUTED POLE
PT-B	3" x 84"	DIRECT BURIAL SMOOTH POLE
PT-10B	3" x 120"	DIRECT BURIAL SMOOTH POLE
PT-12B	3" x 144"	DIRECT BURIAL SMOOTH POLE

PT-20SQ	4" x 4" x 240"	SQUARE POST
PT-10BASE	3" x 118"	ROUND POST



BS250

BS222

BS350

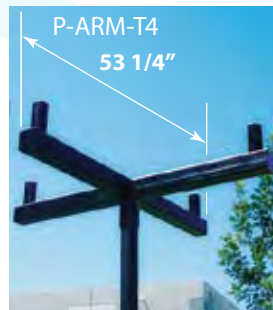
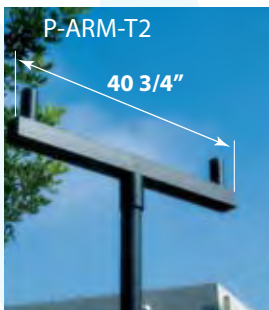
BS300

PIER MOUNTS FOR POST TOP FIXTURES
 MATERIAL: POWDER COATED CAST ALUMINUM
 AVAILABLE FINISH: BLACK, WHITE, BRONZE, VERDE GREEN

SURFACE-MOUNTED BASES FOR 3" ROUND POLES
 MATERIAL: POWDER COATED CAST ALUMINUM
 AVAILABLE FINISH: BLACK, WHITE, BRONZE, VERDE GREEN

BS222	4" H x 5" W BASE	2 7/8" OD FITTER
BS250	7 1/4" H x 7 1/2" W BASE	3" OD FITTER

BS300	8" H x 10" W BASE	3" ID FITTER
BS350	21" H x 10" W BASE	3" ID FITTER



P-ARM-T2

P-ARM-T3

P-ARM-T4

ROUND POLE-MOUNTED ARMS
 DESIGNED FOR: 3" DIAMETER POLE FOR TWO, THREE OR FOUR FIXTURES
 MATERIAL: POWDER COATED GALVANIZED STEEL
 AVAILABLE FINISH: BLACK

P-ARM-T2	ARM ADAPTOR FOR TWO [2] FIXTURES
P-ARM-T3	ARM ADAPTOR FOR THREE [3] FIXTURES
P-ARM-T4	ARM ADAPTOR FOR FOUR [4] FIXTURES



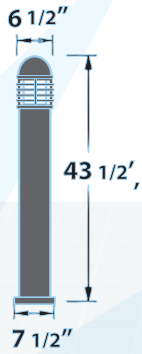
BOLLARD



LIGHTS

**STAINLESS
STEEL
BOLLARDS**

120V




D700-SS316

PATH, WALKWAY, DRIVEWAY AND
ENTRANCE AREA BOLLARD

MATERIAL:
316 MARINE GRADE STAINLESS STEEL
GROUND BOLTS INCLUDED
LENS: WHITE POLYCARBONATE
ETL APPROVED FOR WET LOCATION
AVAILABLE FINISH: STAINLESS STEEL

D700-SS316	INCAND.	120V	60W	LAMP NOT INCLUDED
D710-SS316	PL13	120V	13W	LAMP INCLUDED
D735-SS316	35HPS	120V	35W	LAMP INCLUDED
D750-SS316	50HPS	120V	50W	LAMP INCLUDED
D780-SS316	50MH	120V	50W	LAMP INCLUDED

**316
MARINE
GRADE
STAINLESS STEEL
BOLLARD**



D700-SS

PATH, WALKWAY, DRIVEWAY AND
ENTRANCE AREA BOLLARD


MATERIAL:
304 GRADE STAINLESS STEEL
GROUND BOLTS INCLUDED
LENS: WHITE POLYCARBONATE
ETL APPROVED FOR WET LOCATION
AVAILABLE FINISH: STAINLESS STEEL

D700-SS	INCAND.	120V	60W	LAMP NOT INCLUDED
D710-SS	PL13	120V	13W	LAMP INCLUDED
D735-SS	35HPS	120V	35W	LAMP INCLUDED
D750-SS	50HPS	120V	50W	LAMP INCLUDED
D780-SS	50MH	120V	50W	LAMP INCLUDED



**FIBER-
GLASS
BOLLARDS**

120V



D110

PATH, WALKWAY, DRIVEWAY AND
ENTRANCE AREA BOLLARD

MATERIAL: FIBERGLASS
GROUND BOLTS INCLUDED
LENS: WHITE POLYCARBONATE
ETL APPROVED FOR WET LOCATION
AVAILABLE FINISH: BLACK, BRONZE

D110	INCAND.	120V	60W	LAMP NOT INCLUDED
D111	PL13	120V	13W	LAMP INCLUDED
D112	70HPS	120V	70W	LAMP INCLUDED
D113	70MH	120V	70W	LAMP INCLUDED
D114	2 x PL13	120V	26W	LAMP INCLUDED





D120

PATH, WALKWAY, DRIVEWAY AND
ENTRANCE AREA BOLLARD
MATERIAL: FIBERGLASS
GROUND BOLTS INCLUDED
LENS: FROSTED POLYCARBONATE
ETL APPROVED FOR WET LOCATION

AVAILABLE FINISH: BLACK, BRONZE




D120	INCAND.	120V	60W	LAMP NOT INCLUDED
D121	PL13	120V	13W	LAMP INCLUDED
D122	70HPS	120V	70W	LAMP INCLUDED
D123	70MH	120V	70W	LAMP INCLUDED
D124	2 x PL13	120V	26W	LAMP INCLUDED

D130

PATH, WALKWAY, DRIVEWAY
AND ENTRANCE AREA BOLLARD
MATERIAL: FIBERGLASS
GROUND BOLTS INCLUDED
LENS: WHITE POLYCARBONATE
ETL APPROVED FOR WET LOCATION

AVAILABLE FINISH: BLACK, BRONZE



D130	INCAND.	120V	60W	LAMP NOT INCLUDED
D131	PL13	120V	13W	LAMP INCLUDED
D132	70HPS	120V	70W	LAMP INCLUDED
D133	70MH	120V	70W	LAMP INCLUDED
D134	2 x PL13	120V	26W	LAMP INCLUDED



D140

PATH, WALKWAY, DRIVEWAY
AND ENTRANCE AREA BOLLARD
MATERIAL: FIBERGLASS
GROUND BOLTS INCLUDED
LENS: WHITE POLYCARBONATE
ETL APPROVED FOR WET LOCATION

AVAILABLE FINISH: BLACK, BRONZE



D140	INCAND.	120V	60W	LAMP NOT INCLUDED
D141	PL13	120V	13W	LAMP INCLUDED
D142	70HPS	120V	70W	LAMP INCLUDED
D143	70MH	120V	70W	LAMP INCLUDED
D144	2 x PL13	120V	26W	LAMP INCLUDED

120V

FIBER-GLASS SQUARE BOLLARDS

D150

PATH, WALKWAY, DRIVEWAY AND ENTRANCE AREA SQUARE BOLLARD

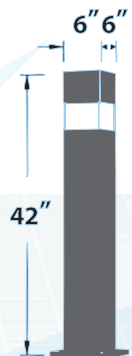
MATERIAL: FIBERGLASS

GROUND BOLTS INCLUDED

LENS: HEAT RESISTANT, TEMPERED, FROSTED GLASS

ETL APPROVED FOR WET LOCATION

AVAILABLE FINISH: BLACK, BRONZE



D150	INCAND.	120V	60W	LAMP NOT INCLUDED
D151	PL13	120V	13W	LAMP INCLUDED
D152	35 HPS	120V	35W	LAMP INCLUDED
D153	50 HPS	120V	50W	LAMP INCLUDED
D154	70 HPS	120V	70W	LAMP INCLUDED
D155	50 MH	120V	50W	LAMP INCLUDED
D156	70 MH	120V	70W	LAMP INCLUDED

120V

STEEL BOLLARDS

D500

PATH, WALKWAY, DRIVEWAY AND ENTRANCE AREA BOLLARD

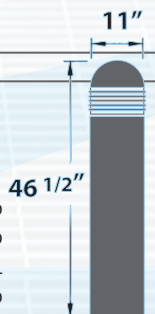
MATERIAL: POWDER COATED STEEL

GROUND BOLTS INCLUDED

LENS: HEAT RESISTANT, TEMPERED, FROSTED GLASS

ETL APPROVED FOR WET LOCATION

AVAILABLE FINISH: BLACK, BRONZE



D500	INCAND.	120V	60W	LAMP NOT INCLUDED
D501	PL13	120V	13W	LAMP INCLUDED
D502	35 HPS	120V	35W	LAMP INCLUDED
D503	50 HPS	120V	50W	LAMP INCLUDED
D504	70 HPS	120V	70W	LAMP INCLUDED
D505	70 MH	120V	70W	LAMP INCLUDED
D506	100 MH	120V	100W	LAMP INCLUDED

D3100

PATH, WALKWAY, DRIVEWAY AND ENTRANCE AREA BOLLARD

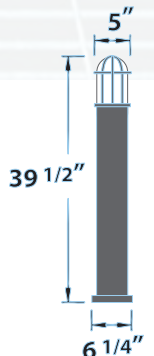
MATERIAL: POWDER COATED STEEL

GROUND BOLTS INCLUDED

LENS: HEAT RESISTANT, TEMPERED, FROSTED GLASS

ETL APPROVED FOR WET LOCATION

AVAILABLE FINISH: BLACK, BRONZE



D3100	INCAND.	120V	60W	LAMP NOT INCLUDED
D3113	PL13	120V	13W	LAMP INCLUDED
D3126	2 x PL13	120V	26W	LAMP INCLUDED
D3135	35 HPS	120V	35W	LAMP INCLUDED
D3150	50 HPS	120V	50W	LAMP INCLUDED
D3170	70 HPS	120V	70W	LAMP INCLUDED
D3180	70 MH	120V	70W	LAMP INCLUDED



**CAST
ALUMINUM
BOLLARDS**



D3200

PATH, WALKWAY, DRIVEWAY
AND ENTRANCE AREA BOLLARD
MATERIAL: POWDER COATED CAST ALUMINUM
GROUND BOLTS INCLUDED
LENS: WHITE POLYCARBONATE
ETL APPROVED FOR WET LOCATION
AVAILABLE FINISH: BLACK, BRONZE




D3200	INCAND.	120V	60W	LAMP NOT INCLUDED
D3213	PL13	120V	13W	LAMP INCLUDED
D3226	2 x PL13	120V	26W	LAMP INCLUDED
D3235	35HPS	120V	35W	LAMP INCLUDED
D3250	50HPS	120V	50W	LAMP INCLUDED
D3270	70HPS	120V	70W	LAMP INCLUDED
D3280	70MH	120V	70W	LAMP INCLUDED



D3300

PATH, WALKWAY, DRIVEWAY AND
ENTRANCE AREA BOLLARD
MATERIAL: POWDER COATED CAST ALUMINUM
GROUND BOLTS INCLUDED
LENS: CLEAR POLYCARBONATE
ETL APPROVED FOR WET LOCATION
AVAILABLE FINISH: BLACK, BRONZE



D3300	INCAND.	120V	60W	LAMP NOT INCLUDED
D3313	PL13	120V	13W	LAMP INCLUDED
D3326	2 x PL13	120V	26W	LAMP INCLUDED
D3335	35HPS	120V	35W	LAMP INCLUDED
D3350	50HPS	120V	50W	LAMP INCLUDED
D3370	70HPS	120V	70W	LAMP INCLUDED
D3380	70MH	120V	70W	LAMP INCLUDED




D3400

PATH, WALKWAY, DRIVEWAY AND
ENTRANCE AREA BOLLARD
MATERIAL: POWDER COATED CAST ALUMINUM
GROUND BOLTS INCLUDED
LENS: WHITE, HEAT RESISTANT, TEMPERED GLASS
ETL APPROVED FOR WET LOCATION
AVAILABLE FINISH: BLACK, BRONZE



D3400	INCAND.	120V	60W	LAMP NOT INCLUDED
D3413	PL13	120V	13W	LAMP INCLUDED
D3426	2 x PL13	120V	26W	LAMP INCLUDED
D3435	35HPS	120V	35W	LAMP INCLUDED
D3450	50HPS	120V	50W	LAMP INCLUDED
D3470	70HPS	120V	70W	LAMP INCLUDED
D3480	70MH	120V	70W	LAMP INCLUDED





D160

PATH, WALKWAY, DRIVEWAY AND
ENTRANCE AREA BOLLARD

MATERIAL: POWDER COATED CAST ALUMINUM

GROUND BOLTS INCLUDED

LENS: WHITE POLYCARBONATE

ETL APPROVED FOR WET LOCATION

AVAILABLE FINISH: BLACK, BRONZE

D160	INCAND.	120V	60W	LAMP NOT INCLUDED
D161	PL13	120V	13W	LAMP INCLUDED
D162	35HPS	120V	35W	LAMP INCLUDED
D163	50HPS	120V	50W	LAMP INCLUDED
D164	70HPS	120V	70W	LAMP INCLUDED
D165	70MH	120V	70W	LAMP INCLUDED



D460

PATH, WALKWAY, DRIVEWAY AND
ENTRANCE AREA BOLLARD

MATERIAL: POWDER COATED CAST ALUMINUM

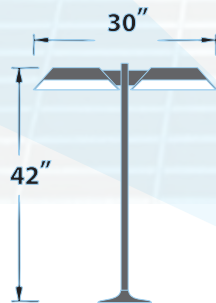
GROUND BOLTS INCLUDED

LENS: CLEAR POLYCARBONATE

ETL APPROVED FOR WET LOCATION

AVAILABLE FINISH: BLACK, BRONZE

D460	INCAND.	120V	60W	LAMP NOT INCLUDED
D461	PL13	120V	13W	LAMP INCLUDED
D462	35HPS	120V	35W	LAMP INCLUDED
D463	50HPS	120V	50W	LAMP INCLUDED
D464	70HPS	120V	70W	LAMP INCLUDED
D465	50MH	120V	50W	LAMP INCLUDED
D466	70MH	120V	70W	LAMP INCLUDED



D3500

PATH, WALKWAY, DRIVEWAY AND
ENTRANCE AREA BOLLARD

MATERIAL: POWDER COATED CAST ALUMINUM

GROUND BOLTS INCLUDED

LENS: WHITE POLYCARBONATE

ETL APPROVED FOR WET LOCATION

AVAILABLE FINISH: BLACK

D3500	2 x INCAND.	120V	80W	LAMP NOT INCLUDED
-------	-------------	------	-----	-------------------



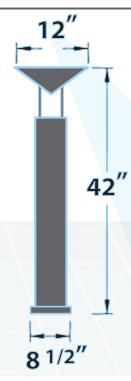


**CAST
ALUMINUM
BOLLARDS**



D260

PATH, WALKWAY, DRIVEWAY AND
ENTRANCE AREA BOLLARD
MATERIAL: POWDER COATED CAST ALUMINUM
GROUND BOLTS INCLUDED
LENS:
CLEAR, HEAT RESISTANT, TEMPERED, GLASS
ETL APPROVED FOR WET LOCATION
AVAILABLE FINISH: BLACK, BRONZE




D260	PAR30	120V	75W	LAMP NOT INCLUDED
------	-------	------	-----	-------------------



D360

PATH, WALKWAY, DRIVEWAY AND
ENTRANCE AREA BOLLARD
MATERIAL: POWDER COATED CAST ALUMINUM
GROUND BOLTS INCLUDED
LENS: CLEAR PRISMATIC POLYCARBONATE
ETL APPROVED FOR WET LOCATION
AVAILABLE FINISH: BLACK, BRONZE




D360	INCAND.	120V	60W	LAMP NOT INCLUDED
D361	PL13	120V	13W	LAMP INCLUDED
D362	70MH	120V	70W	LAMP INCLUDED
D363	35HPS	120V	35W	LAMP INCLUDED
D364	50HPS	120V	50W	LAMP INCLUDED
D365	70HPS	120V	70W	LAMP INCLUDED
D366	CFL	120V	26W	LAMP INCLUDED



D800

PATH, WALKWAY, DRIVEWAY AND
ENTRANCE AREA BOLLARD
MATERIAL: POWDER COATED CAST ALUMINUM
GROUND BOLTS INCLUDED
LENS: ACRYLIC
ETL APPROVED FOR WET LOCATION
AVAILABLE FINISH: BLACK, BRONZE



D800	INCAND.	120V	60W	LAMP NOT INCLUDED
D801	PL13	120V	13W	LAMP INCLUDED
D802	2 x PL13	120V	26W	LAMP INCLUDED
D803	35HPS	120V	35W	LAMP INCLUDED
D804	50HPS	120V	50W	LAMP INCLUDED
D805	70HPS	120V	70W	LAMP INCLUDED
D806	70MH	120V	70W	LAMP INCLUDED
D807	50MH	120V	50W	LAMP INCLUDED



INCANDESCENT
FLUORESCENT



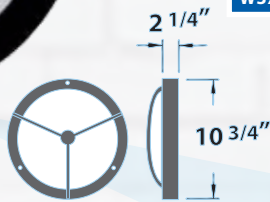
LIGHTS



W3700

SURFACE MOUNTED WALL FIXTURE
 MATERIAL: POWDER COATED CAST ALUMINUM
 LENS: WHITE ACRYLIC
 ETL APPROVED FOR WET LOCATION
 AVAILABLE FINISH: BLACK, WHITE, VERDE GREEN

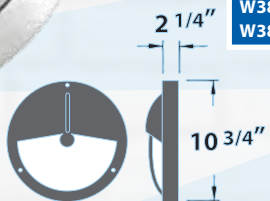
W3700	INCAND.	120V	60W	LAMP NOT INCLUDED
W3723	PL13	120V	13W	LAMP INCLUDED
W3733	2 x PL13	120V	26W	LAMP INCLUDED



W3800

SURFACE MOUNTED WALL FIXTURE
 MATERIAL: POWDER COATED CAST ALUMINUM
 LENS: WHITE ACRYLIC
 ETL APPROVED FOR WET LOCATION
 AVAILABLE FINISH: BLACK, WHITE, VERDE GREEN
 ELECTROPLATED STAINLESS STEEL

W3800	INCAND.	120V	60W	LAMP NOT INCLUDED
W3843	PL13	120V	13W	LAMP INCLUDED
W3853	2 x PL13	120V	26W	LAMP INCLUDED



W3900

SURFACE MOUNTED WALL FIXTURE
 MATERIAL: POWDER COATED CAST ALUMINUM
 LENS: WHITE ACRYLIC
 ETL APPROVED FOR WET LOCATION
 AVAILABLE FINISH: BLACK, WHITE, VERDE GREEN
 ELECTROPLATED STAINLESS STEEL

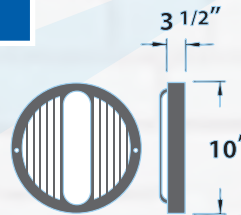
W3900	INCAND.	120V	60W	LAMP NOT INCLUDED
W3973	PL13	120V	13W	LAMP INCLUDED
W3983	2 x PL13	120V	26W	LAMP INCLUDED



W3050

SURFACE MOUNTED WALL FIXTURE
 MATERIAL: POWDER COATED CAST ALUMINUM
 LENS: CLEAR HEAT RESISTANT, RIBBED, TEMPERED GLASS
 ETL APPROVED FOR WET LOCATION
 AVAILABLE FINISH: BLACK, WHITE, VERDE GREEN

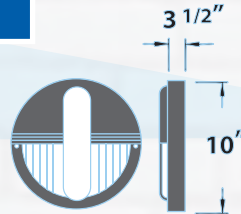
W3050	INCAND.	120V	60W	LAMP NOT INCLUDED
W3057	PL 7	120V	7W	LAMP INCLUDED
W3059	PL 9	120V	9W	LAMP INCLUDED
W3063	PL 13	120V	13W	LAMP INCLUDED



W3000

SURFACE MOUNTED WALL FIXTURE
 MATERIAL: POWDER COATED CAST ALUMINUM
 LENS: CLEAR HEAT RESISTANT, RIBBED, TEMPERED GLASS
 ETL APPROVED FOR WET LOCATION
 AVAILABLE FINISH: BLACK, WHITE, VERDE GREEN

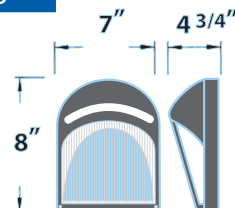
W3000	INCAND.	120V	60W	LAMP NOT INCLUDED
W3007	PL 7	120V	7W	LAMP INCLUDED
W3009	PL 9	120V	9W	LAMP INCLUDED
W3013	PL 13	120V	13W	LAMP INCLUDED



W2970

SURFACE MOUNTED WALL FIXTURE
 MATERIAL: CLEAR POWDER COATED CAST ALUMINUM
 LENS: RIBBED POLYCARBONATE
 ETL APPROVED FOR WET LOCATION
 AVAILABLE FINISH: BLACK, WHITE, VERDE GREEN

W2970	INCAND.	120V	60W	LAMP NOT INCLUDED
W2975	PL 7	120V	7W	LAMP INCLUDED
W2980	PL 9	120V	9W	LAMP INCLUDED



120V

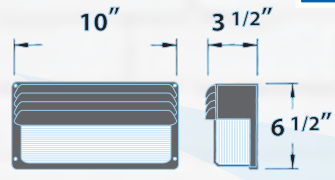
**CAST
ALUMINUM
FIXTURES**

W2900

SURFACE MOUNTED WALL FIXTURE
 MATERIAL: POWDER COATED CAST ALUMINUM
 LENS: CLEAR RIBBED POLYCARBONATE
 ETL APPROVED FOR WET LOCATION

AVAILABLE FINISH: BLACK, WHITE, VERDE GREEN

W2900	PL 7	120V	7W	LAMP INCLUDED
W2909	PL 9	120V	9W	LAMP INCLUDED
W2913	PL 13	120V	13W	LAMP INCLUDED
W2915	INCAND.	120V	60W	LAMP NOT INCLUDED

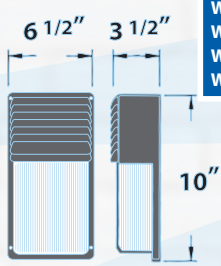


W2950

SURFACE MOUNTED WALL FIXTURE
 MATERIAL: POWDER COATED CAST ALUMINUM
 LENS: CLEAR RIBBED POLYCARBONATE
 ETL APPROVED FOR WET LOCATION

AVAILABLE FINISH: BLACK, WHITE, VERDE GREEN

W2950	PL 7	120V	7W	LAMP INCLUDED
W2959	PL 9	120V	9W	LAMP INCLUDED
W2963	PL 13	120V	13W	LAMP INCLUDED
W2965	INCAND.	120V	60W	LAMP NOT INCLUDED

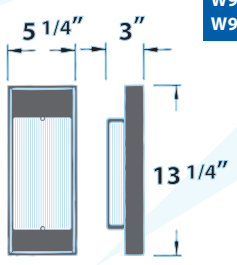


W9300

SURFACE MOUNTED WALL FIXTURE
 MATERIAL: POWDER COATED CAST ALUMINUM
 LENS: CLEAR PRISMATIC POLYCARBONATE
 ETL APPROVED FOR WET LOCATION

AVAILABLE FINISH: BLACK, WHITE, VERDE GREEN

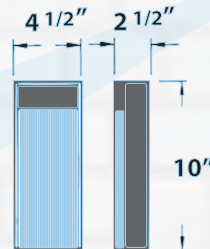
W9300	PL13	120V	13W	LAMP INCLUDED
W9350	2 x PL13	120V	26W	LAMP INCLUDED



W8000

SURFACE MOUNTED WALL FIXTURE
 MATERIAL: POWDER COATED STEEL
 LENS: CLEAR PRISMATIC POLYCARBONATE
 ETL APPROVED FOR WET LOCATION
 AVAILABLE FINISH: BLACK, WHITE, VERDE GREEN

W8000	PL 7	120V	7W	LAMP INCLUDED
W8100	PL 9	120V	9W	LAMP INCLUDED
W8200	PL13	120V	13W	LAMP INCLUDED



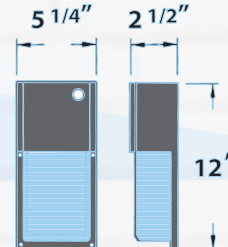
POLY-CARBONATE FIXTURES

W2001

SURFACE MOUNTED WALL FIXTURE
 MATERIAL: POLYCARBONATE
 LENS: CLEAR, RIBBED POLYCARBONATE
 ETL APPROVED FOR WET LOCATION
 AVAILABLE FINISH: BRONZE, WHITE

TO SPECIFY PHOTO CONTROL PLEASE ADD -PH TO MODEL NUMBER

W2001	PL13	120V	13W	LAMP INCLUDED
W2002	2 x PL13	120V	26W	LAMP INCLUDED

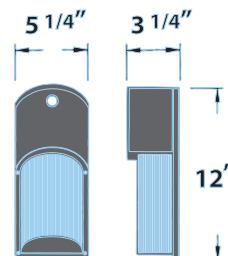


W2003

SURFACE MOUNTED WALL FIXTURE
 MATERIAL: POLYCARBONATE
 LENS: CLEAR, RIBBED POLYCARBONATE
 ETL APPROVED FOR WET LOCATION
 AVAILABLE FINISH: BRONZE, WHITE

TO SPECIFY PHOTO CONTROL PLEASE ADD -PH TO MODEL NUMBER

W2003	PL13	120V	13W	LAMP INCLUDED
W2004	2 x PL13	120V	26W	LAMP INCLUDED



120^v

POLY-CARBONATE FIXTURES



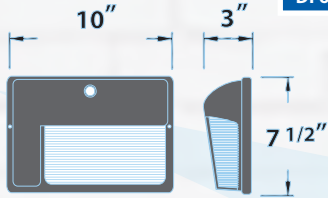
DF6413

SURFACE MOUNTED WALL FIXTURE
MATERIAL: POLYCARBONATE
LENS: CLEAR, RIBBED POLYCARBONATE
ETL APPROVED FOR WET LOCATION

AVAILABLE FINISH: BRONZE, WHITE

TO SPECIFY PHOTO CONTROL PLEASE ADD -PH TO MODEL NUMBER

DF6413	PL13	120V	13W	LAMP INCLUDED
DF6426	2 x PL13	120V	26W	LAMP INCLUDED

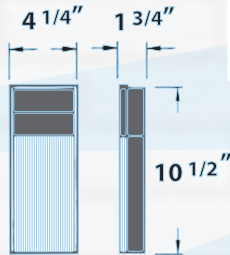


W9407

SURFACE MOUNTED WALL FIXTURE
MATERIAL: POLYCARBONATE
LENS: CLEAR, RIBBED POLYCARBONATE
ETL APPROVED FOR DAMP LOCATION

AVAILABLE FINISH: WHITE

W9407	PL 7	120V	7W	LAMP INCLUDED
W9409	PL 9	120V	9W	LAMP INCLUDED
W9413	PL13	120V	13W	LAMP INCLUDED



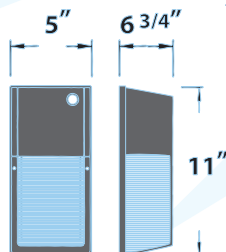
DF6726

SURFACE MOUNTED WALL FIXTURE
MATERIAL: POLYCARBONATE, CAST ALUMINUM BACK PLATE
LENS: CLEAR, RIBBED POLYCARBONATE
ETL APPROVED FOR WET LOCATION

AVAILABLE FINISH: BRONZE, WHITE

TO SPECIFY PHOTO CONTROL PLEASE ADD -PH TO MODEL NUMBER
TO SPECIFY 277 VOLT PLEASE ADD -277 TO MODEL NUMBER

DF6726	2 x PL13	120/277V	26W	LAMP INCLUDED
--------	----------	----------	-----	---------------



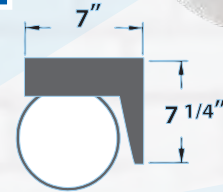
277^v

W2820

SURFACE MOUNTED WALL FIXTURE
 MATERIAL: POLYCARBONATE
 LENS: WHITE POLYCARBONATE GLOBE
 ETL APPROVED FOR WET LOCATION
 AVAILABLE FINISH: BRONZE, WHITE

TO SPECIFY PHOTO CONTROL PLEASE ADD -PH TO MODEL NUMBER

W2820	PL13	120V	13W	LAMP INCLUDED
W2830	2 x PL13	120V	26W	LAMP INCLUDED

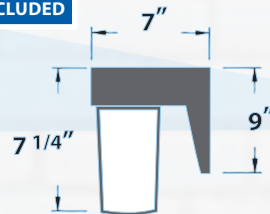


W2800

SURFACE MOUNTED WALL FIXTURE
 MATERIAL: POLYCARBONATE
 LENS: CLEAR, RIBBED POLYCARBONATE JAR
 ETL APPROVED FOR WET LOCATION
 AVAILABLE FINISH: BRONZE, WHITE

TO SPECIFY PHOTO CONTROL PLEASE ADD -PH TO MODEL NUMBER

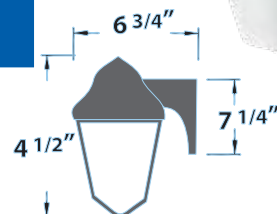
W2800	PL13	120V	13W	LAMP INCLUDED
W2850	2 x PL13	120V	26W	LAMP INCLUDED



W2700

SURFACE MOUNTED WALL FIXTURE
 MATERIAL: POLYCARBONATE
 LENS: WHITE POLYCARBONATE ACORN
 ETL APPROVED FOR WET LOCATION
 AVAILABLE FINISH: BLACK, WHITE

W2700	INCAND.	120V	60W	LAMP NOT INCLUDED
W2705	PL 5	120V	5W	LAMP INCLUDED
W2707	PL 7	120V	7W	LAMP INCLUDED
W2709	PL 9	120V	9W	LAMP INCLUDED
W2713	PL 13	120V	13W	LAMP INCLUDED



120V

POLY-CARBONATE FIXTURES

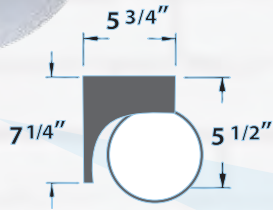


W2200

SURFACE MOUNTED WALL FIXTURE
 MATERIAL: POLYCARBONATE
 LENS: WHITE POLYCARBONATE GLOBE
 ETL APPROVED FOR WET LOCATION

AVAILABLE FINISH: BLACK, WHITE

TO SPECIFY PHOTO CONTROL PLEASE ADD -PH TO MODEL NUMBER



W2200	INCAND.	120V	60W	LAMP NOT INCLUDED
W2300	PL 5	120V	5W	LAMP INCLUDED
W2400	PL 7	120V	7W	LAMP INCLUDED
W2500	PLQ 9	120V	9W	LAMP INCLUDED
W2600	PLQ 13	120V	13W	LAMP INCLUDED

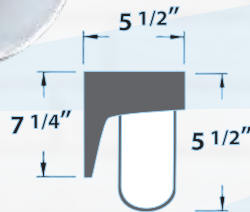


W2250

SURFACE MOUNTED WALL FIXTURE
 MATERIAL: POLYCARBONATE
 LENS: WHITE POLYCARBONATE JAR
 ETL APPROVED FOR WET LOCATION

AVAILABLE FINISH: BLACK, WHITE

TO SPECIFY PHOTO CONTROL PLEASE ADD -PH TO MODEL NUMBER



W2250	INCAND.	120V	60W	LAMP NOT INCLUDED
W2350	PL 5	120V	5W	LAMP INCLUDED
W2450	PL 7	120V	7W	LAMP INCLUDED
W2550	PL 9	120V	9W	LAMP INCLUDED
W2650	PL 13	120V	13W	LAMP INCLUDED

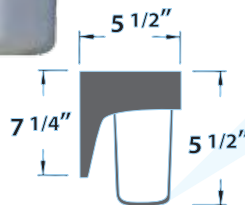


W2251

SURFACE MOUNTED WALL FIXTURE
 MATERIAL: POLYCARBONATE
 LENS: WHITE POLYCARBONATE JAR
 ETL APPROVED FOR WET LOCATION

AVAILABLE FINISH: BLACK, WHITE

TO SPECIFY PHOTO CONTROL PLEASE ADD -PH TO MODEL NUMBER



W2251	INCAND.	120V	60W	LAMP NOT INCLUDED
W2252	PL 5	120V	5W	LAMP INCLUDED
W2253	PL 7	120V	7W	LAMP INCLUDED
W2254	PL 9	120V	9W	LAMP INCLUDED
W2255	PL 13	120V	13W	LAMP INCLUDED



W8300

SURFACE MOUNTED WALL FIXTURE


MATERIAL: POLYCARBONATE

LENS: WHITE POLYCARBONATE

ETL APPROVED FOR WET LOCATION

AVAILABLE FINISH: BLACK, WHITE

W8300	2 x PL9	120V	18W	LAMP INCLUDED
W8310	INCAND.	120V	40W	LAMP NOT INCLUDED



W8400

SURFACE MOUNTED WALL FIXTURE

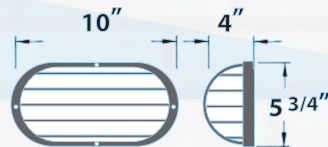
MATERIAL: POLYCARBONATE

LENS: WHITE POLYCARBONATE

ETL APPROVED FOR WET LOCATION

AVAILABLE FINISH: BLACK, WHITE

W8400	PL9	120V	9W	LAMP INCLUDED
W8410	INCAND.	120V	25W	LAMP NOT INCLUDED



W8500

SURFACE MOUNTED WALL FIXTURE

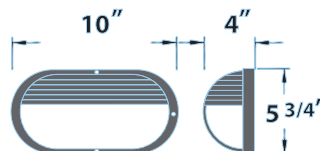
MATERIAL: POLYCARBONATE

LENS: WHITE POLYCARBONATE

ETL APPROVED FOR WET LOCATION

AVAILABLE FINISH: BLACK, WHITE

W8500	PL9	120V	9W	LAMP INCLUDED
W8510	INCAND.	120V	25W	LAMP NOT INCLUDED



120^v

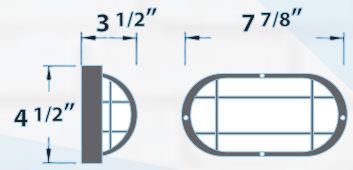


W2020

SURFACE MOUNTED WALL FIXTURE
MATERIAL: POLYCARBONATE
LENS: RIBBED, HEAT RESISTANT, TEMPERED GLASS
ETL APPROVED FOR WET LOCATION
AVAILABLE FINISH: BLACK, WHITE

POLY-CARBONATE FIXTURES

W2020	INCAND.	120V	60W	LAMP NOT INCLUDED
-------	---------	------	-----	-------------------



120^v



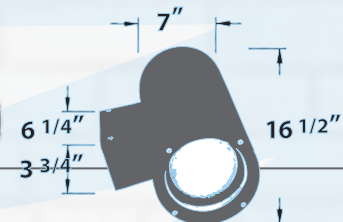
DW3755

SURFACE MOUNTED UP/DOWN WALL FIXTURE
MATERIAL: POWDER COATED CAST ALUMINUM
LENS: CLEAR, HEAT RESISTANT, TEMPERED GLASS
ETL APPROVED FOR WET LOCATION

CAST ALUMINUM FIXTURES

AVAILABLE FINISH:
BLACK, WHITE, BRONZE, VERDE GREEN

W3755	2 x INCAND.	120V	180W	LAMP NOT INCLUDED
W3756	INCAND.	120V	90W	LAMP NOT INCLUDED





WARRANTY



LIGHTS



DW3700

UP/DOWN WALL FIXTURE
MATERIAL: POWDER COATED CAST ALUMINUM
LENS: HEAT RESISTANT, TEMPERED GLASS
SOCKET: DOUBLE-ENDED

AVAILABLE FINISH: BLACK, WHITE, BRONZE, VERDE GREEN

TO SPECIFY MULTI-TAP PLEASE ADD - MT TO MODEL NUMBER

DW3700	2 x 70 MH/DE	120V	140W	LAMP INCLUDED
DW3750	70 MH/DE	120V	70W	LAMP INCLUDED



DW1680

DARK SKY MEDIUM WALL PACK FIXTURE
MATERIAL: POWDER COATED CAST ALUMINUM
LENS: HEAT RESISTANT, TEMPERED GLASS
SOCKET: MEDIUM BASE

AVAILABLE FINISH: BRONZE

DW1680	70 HPS	120V	70W	LAMP INCLUDED
DW1681	100 HPS	120V	100W	LAMP INCLUDED
DW1682	150 HPS	120V	150W	LAMP INCLUDED
DW1683	70 MH	120V	70W	LAMP INCLUDED
DW1684	100 MH	120V	100W	LAMP INCLUDED
DW1685	150 MH	120V	150W	LAMP INCLUDED
DW1686	175 MH	120V	175W	LAMP INCLUDED



DW1880

DARK SKY LARGE WALL PACK FIXTURE
MATERIAL: POWDER COATED CAST ALUMINUM
LENS: HEAT RESISTANT, TEMPERED GLASS
SOCKET: MOGUL BASE

AVAILABLE FINISH: BRONZE

DW1880	250 HPS	MULTI-TAP	250W	LAMP INCLUDED
DW1881	400 HPS	MULTI-TAP	400W	LAMP INCLUDED
DW1882	250 MH	MULTI-TAP	250W	LAMP INCLUDED
DW1883	400 MH	MULTI-TAP	400W	LAMP INCLUDED



• MULTI-TAP BALLAST - 120, 208, 240, 277 VOLT

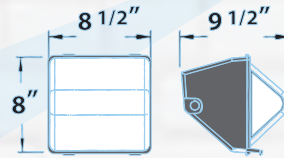


DW1000

MINI WALL PACK FIXTURE
 MATERIAL: POWDER COATED CAST ALUMINUM
 LENS: CLEAR, RIBBED POLYCARBONATE
 SOCKET: MEDIUM BASE
 AVAILABLE FINISH: BRONZE



DW1000	35 HPS	120V	35W	LAMP INCLUDED
DW1050	50 HPS	120V	50W	LAMP INCLUDED
DW1070	70 HPS	120V	70W	LAMP INCLUDED
DW1100	100 HPS	120V	100W	LAMP INCLUDED
DW1101	50 MH	120V	50W	LAMP INCLUDED
DW1102	70 MH	120V	70W	LAMP INCLUDED



CUT-OFF HOOD SOLD SEPARATELY
P-HOOD-DW1000


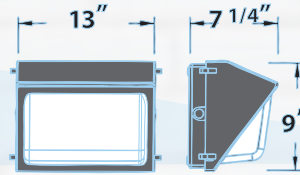
DW1500

MEDIUM WALL PACK FIXTURE
 MATERIAL: POWDER COATED CAST ALUMINUM
 LENS: HEAT RESISTANT, TEMPERED GLASS
 SOCKET: MEDIUM BASE
 AVAILABLE FINISH: BRONZE




TO SPECIFY MULTI-TAP PLEASE ADD - MT TO MODEL NUMBER

DW1500	70 HPS	120V	70W	LAMP INCLUDED
DW1600	100 HPS	120V	100W	LAMP INCLUDED
DW1650	150 HPS	120V	150W	LAMP INCLUDED
DW1660	70 MH	120V	70W	LAMP INCLUDED
DW1670	100 MH	120V	100W	LAMP INCLUDED
DW1675	175 MH	120V	175W	LAMP INCLUDED



CUT-OFF HOOD SOLD SEPARATELY
P-HOOD-DW1500

STEEL GUARD SOLD SEPARATELY
P-GRD-DW1500

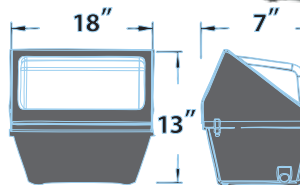


DW1725

LARGE WALL PACK FIXTURE
 MATERIAL: POWDER COATED CAST ALUMINUM
 LENS: HEAT RESISTANT, TEMPERED GLASS
 SOCKET: MOGUL BASE
 AVAILABLE FINISH: BRONZE

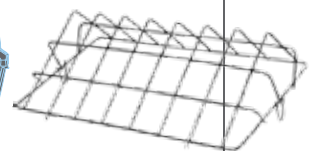


DW1725	250 HPS	120V	MULTI-TAP	LAMP INCLUDED
DW1740	400 HPS	120V	MULTI-TAP	LAMP INCLUDED
DW1825	250 MH	120V	MULTI-TAP	LAMP INCLUDED
DW1840	400 MH	120V	MULTI-TAP	LAMP INCLUDED



CUT-OFF HOOD SOLD SEPARATELY
P-HOOD-DW1725

STEEL GUARD SOLD SEPARATELY
P-GRD-DW1725



- MULTI-TAP BALLAST - 120, 208, 240, 277 VOLT

120^v

POLY-CARBONATE FIXTURES



DW3650

UP/DOWN WALL FIXTURE
 MATERIAL: POLYCARBONATE
 LENS: POLYCARBONATE, CAST ALUMINUM BACK PLATE
 SOCKET: MEDIUM BASE

AVAILABLE FINISH: BRONZE, WHITE

TO SPECIFY PHOTO CONTROL PLEASE ADD -PH TO MODEL NUMBER

DW3650	70 MH	120V	70W	LAMP INCLUDED
--------	-------	------	-----	---------------



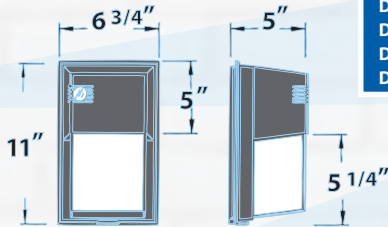
DF6735

WALL MOUNT SECURITY LIGHT FIXTURE
 MATERIAL: POLYCARBONATE
 LENS: CLEAR, RIBBED POLYCARBONATE
 SOCKET: MEDIUM BASE

AVAILABLE FINISH: BRONZE, WHITE

TO SPECIFY PHOTO CONTROL PLEASE ADD -PH TO MODEL NUMBER

DF6735	35 HPS	120V	35W	LAMP INCLUDED
DF6750	50 HPS	120V	50W	LAMP INCLUDED
DF6770	70 HPS	120V	70W	LAMP INCLUDED
DF6755	50 MH	120V	50W	LAMP INCLUDED



INCANDESCENT
FLUORESCENT

INCANDESCENT
FLUORESCENT



LIGHTS



POLY-CARBONATE FIXTURES

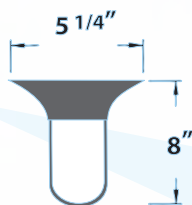


W4850

SURFACE MOUNTED CEILING FIXTURE
MATERIAL: POLYCARBONATE
LENS: WHITE POLYCARBONATE JAR
ETL APPROVED FOR DAMP LOCATION

AVAILABLE FINISH: BLACK, WHITE

W4850	INCAND.	120V	25W	LAMP NOT INCLUDED
W4855	PL 5	120V	5W	LAMP INCLUDED
W4857	PL 7	120V	7W	LAMP INCLUDED
W4859	PLQ 9	120V	9W	LAMP INCLUDED
W4863	PLQ13	120V	13W	LAMP INCLUDED


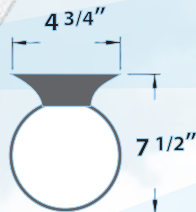


W4800

SURFACE MOUNTED CEILING FIXTURE
MATERIAL: POLYCARBONATE
LENS: WHITE POLYCARBONATE GLOBE
ETL APPROVED FOR DAMP LOCATION

AVAILABLE FINISH: BLACK, WHITE

W4800	INCAND.	120V	25W	LAMP NOT INCLUDED
W4805	PL 5	120V	5W	LAMP INCLUDED
W4807	PL 7	120V	7W	LAMP INCLUDED
W4809	PLQ 9	120V	9W	LAMP INCLUDED
W4813	PLQ13	120V	13W	LAMP INCLUDED

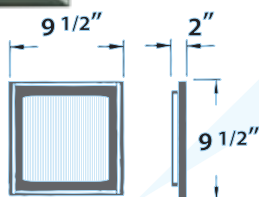


DC8600

SURFACE MOUNTED CEILING FIXTURE
MATERIAL: POLYCARBONATE
LENS: CLEAR, PRISMATIC POLYCARBONATE
ETL APPROVED FOR DAMP LOCATION

AVAILABLE FINISH: WHITE

DC8600	PL9	120V	9W	LAMP INCLUDED
DC8700	2 x PL9	120V	18W	LAMP INCLUDED



120^v

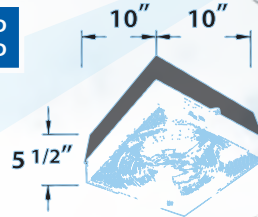

POLY-CARBONATE FIXTURES

DW6626

SURFACE MOUNTED CEILING FIXTURE
 MATERIAL: POLYCARBONATE
 LENS: CLEAR, PRISMATIC POLYCARBONATE
 ELECTRONIC BALLAST
 ETL APPROVED FOR DAMP LOCATION

AVAILABLE FINISH: BRONZE, WHITE
 TO SPECIFY 277 VOLT PLEASE ADD -277 TO MODEL NUMBER

DW6626	2 x PL26	120/277V	52W	LAMP INCLUDED
DW6628	2 x PL32	120/277V	64W	LAMP INCLUDED



120^v

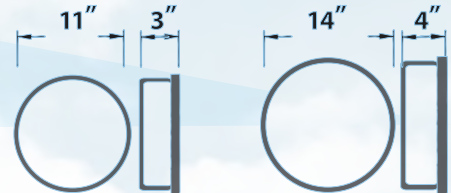
STAMPED STEEL FIXTURES

D6000

SURFACE MOUNTED CEILING FIXTURE
 MATERIAL: POWDER COATED STAMPED STEEL PAN
 LENS: WHITE ACRYLIC DRUM
 ETL APPROVED FOR DAMP LOCATION

AVAILABLE FINISH: WHITE
 TO SPECIFY 277 VOLT PLEASE ADD -277 TO MODEL NUMBER

D6000	FC8T9	120V	22W	LAMP INCLUDED
D6100	2 x PL13	120/277V	26W	LAMP INCLUDED
D6113	PL13	120/277V	13W	LAMP INCLUDED
D6200	FC12T9	120V	32W	LAMP INCLUDED
D6300	FC8T9, FC12T9	120V	54W	LAMP INCLUDED
D6325	3 x PL13	120/277V	39W	LAMP INCLUDED

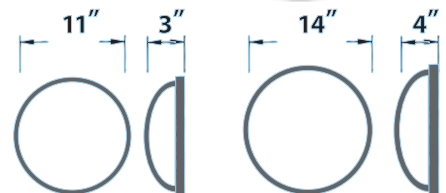



D6050

SURFACE MOUNTED CEILING FIXTURE
 MATERIAL: POWDER COATED, STAMPED STEEL PAN
 LENS: WHITE ACRYLIC DRUM
 ETL APPROVED FOR DAMP LOCATION

AVAILABLE FINISH: WHITE
 TO SPECIFY 277 VOLT PLEASE ADD -277 TO MODEL NUMBER

D6050	FC8T9	120V	22W	LAMP INCLUDED
D6150	2 x PL13	120/277V	26W	LAMP INCLUDED
D6153	PL13	120/277V	13W	LAMP INCLUDED
D6250	FC12T9	120V	32W	LAMP INCLUDED
D6350	FC8T9, FC12T9	120V	54W	LAMP INCLUDED
D6375	3 x PL13	120/277V	39W	LAMP INCLUDED





CEILING




LIGHTS

120V

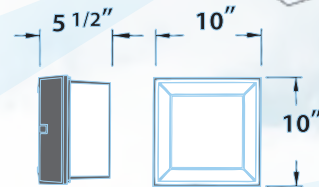
POLY-CARBONATE FIXTURES

DW6635

CEILING FIXTURE
MATERIAL: POLYCARBONATE
LENS: CLEAR, PRISMATIC POLYCARBONATE
SOCKET: MEDIUM BASE
ETL APPROVED FOR DAMP LOCATION
AVAILABLE FINISH: BRONZE, WHITE



DW6635	35 HPS	120V	35W	LAMP INCLUDED
DW6650	50 HPS	120V	50W	LAMP INCLUDED



120V

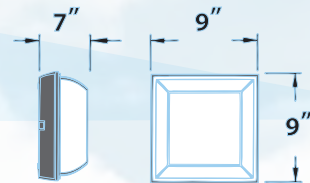
CAST ALUMINUM FIXTURES

DW8800

MINI CEILING FIXTURE
MATERIAL: POWDER COATED CAST ALUMINUM
LENS: CLEAR, PRISMATIC POLYCARBONATE
SOCKET: MEDIUM BASE
ETL APPROVED FOR DAMP LOCATION
AVAILABLE FINISH: BRONZE



DW8800	35 HPS	120V	35W	LAMP INCLUDED
DW8801	50 HPS	120V	50W	LAMP INCLUDED
DW8802	70 HPS	120V	70W	LAMP INCLUDED
DW8803	50 MH	120V	50W	LAMP INCLUDED
DW8804	70 MH	120V	70W	LAMP INCLUDED



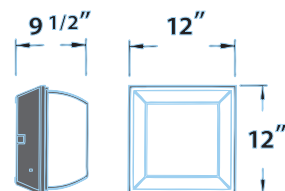
DW8870

MEDIUM CEILING FIXTURE
MATERIAL: POWDER COATED CAST ALUMINUM
LENS: CLEAR, PRISMATIC POLYCARBONATE
SOCKET: MEDIUM BASE
ETL APPROVED FOR DAMP LOCATION
AVAILABLE FINISH: BRONZE



TO SPECIFY MULTI-TAP PLEASE ADD - MT TO MODEL NUMBER

DW8870	70 HPS	120V	70W	LAMP INCLUDED
DW8900	100 HPS	120V	100W	LAMP INCLUDED
DW8950	150 HPS	120V	150W	LAMP INCLUDED
DW8960	70 MH	120V	70W	LAMP INCLUDED
DW8970	100 MH	120V	100W	LAMP INCLUDED
DW8975	175 MH	120V	175W	LAMP INCLUDED



• MULTI-TAP BALLAST - 120, 208, 240, 277 VOLT

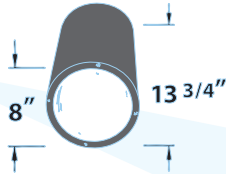


STAINLESS
STEEL
FIXTURES

DW3760

CEILING FIXTURE
MATERIAL: POWDER COATED CAST ALUMINUM
LENS: HEAT RESISTANT, TEMPERED GLASS
SOCKET: MEDIUM BASE
ETL APPROVED FOR DAMP LOCATION
AVAILABLE FINISH: BLACK, WHITE, BRONZE

DW3760	INCAND.	120V	150W	LAMP NOT INCLUDED
DW3765	70 MH	120V	70W	LAMP INCLUDED

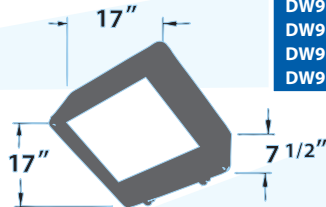


DW9000

CEILING FIXTURE
MATERIAL: POWDER COATED CAST ALUMINUM
LENS: HEAT RESISTANT, TEMPERED GLASS
SOCKET: MOGUL BASE
ETL APPROVED FOR DAMP LOCATION
AVAILABLE FINISH: BRONZE



DW9000	250 HPS	MULTI-TAP	250W	LAMP INCLUDED
DW9040	400 HPS	MULTI-TAP	400W	LAMP INCLUDED
DW9100	175 MH	MULTI-TAP	175W	LAMP INCLUDED
DW9125	250 MH	MULTI-TAP	250W	LAMP INCLUDED
DW9140	400 MH	MULTI-TAP	400W	LAMP INCLUDED

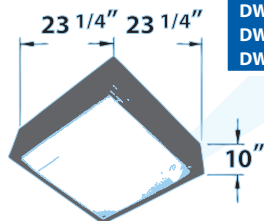


DW9200

LARGE CEILING FIXTURE
MATERIAL: POWDER COATED CAST ALUMINUM
LENS: POLYCARBONATE
SOCKET: MOGUL BASE
ETL APPROVED FOR DAMP LOCATION
AVAILABLE FINISH: BLACK, WHITE



DW9200	250 MH	MULTI-TAP	250W	LAMP INCLUDED
DW9240	400 MH	MULTI-TAP	400W	LAMP INCLUDED
DW9250	250 HPS	MULTI-TAP	250W	LAMP INCLUDED
DW9260	400 HPS	MULTI-TAP	400W	LAMP INCLUDED



• MULTI-TAP BALLAST - 120, 208, 240, 277 VOLT





SPOTLIGHTS



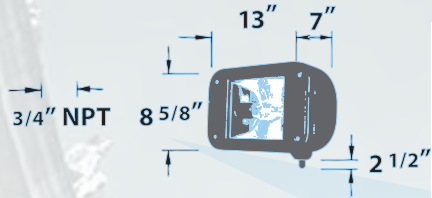
LIGHTS



DF1920

FLOOD FIXTURE
 MATERIAL: POWDER COATED CAST ALUMINUM
 LENS: HEAT RESISTANT, TEMPERED GLASS
 SOCKET: MEDIUM OR DOUBLE-ENDED BASE
 ADJUSTABLE KNUCKLE WITH 3/4" NPT
 ETL APPROVED FOR WET LOCATION

AVAILABLE FINISH: BRONZE

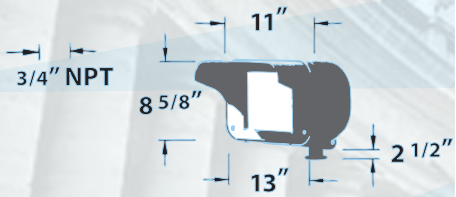


DF1920-BZ	50 HPS/MED	120V	50W	LAMP INCLUDED
DF1921-BZ	70 HPS/MED	120V	70W	LAMP INCLUDED
DF1922-BZ	100 HPS/MED	120V	100W	LAMP INCLUDED
DF1923-BZ	150 HPS/MED	120V	150W	LAMP INCLUDED
DF1924-BZ	50 MH/MED	120V	50W	LAMP INCLUDED
DF1925-BZ	70 MH/MED	120V	70W	LAMP INCLUDED
DF1926-BZ	100 MH/MED	120V	100W	LAMP INCLUDED
DF1940-BZ	50 HPS/DE	120V	50W	LAMP INCLUDED
DF1941-BZ	70 HPS/DE	120V	70W	LAMP INCLUDED
DF1942-BZ	50 MH/DE	120V	50W	LAMP INCLUDED
DF1943-BZ	70 MH/DE	120V	70W	LAMP INCLUDED

DF1930

FLOOD FIXTURE WITH HOOD
 MATERIAL: POWDER COATED CAST ALUMINUM
 LENS: HEAT RESISTANT, TEMPERED GLASS
 SOCKET: MEDIUM OR DOUBLE-ENDED BASE
 ADJUSTABLE KNUCKLE WITH 3/4" NPT
 ETL APPROVED FOR WET LOCATION

AVAILABLE FINISH: BRONZE

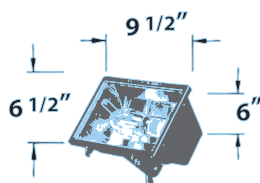


DF1930-BZ	50 HPS/MED	120V	50W	LAMP INCLUDED
DF1931-BZ	70 HPS/MED	120V	70W	LAMP INCLUDED
DF1932-BZ	100 HPS/MED	120V	100W	LAMP INCLUDED
DF1933-BZ	150 HPS/MED	120V	150W	LAMP INCLUDED
DF1934-BZ	50 MH/MED	120V	50W	LAMP INCLUDED
DF1935-BZ	70 MH/MED	120V	70W	LAMP INCLUDED
DF1936-BZ	100 MH/MED	120V	100W	LAMP INCLUDED
DF1950-BZ	50 HPS/DE	120V	50W	LAMP INCLUDED
DF1951-BZ	70 HPS/DE	120V	70W	LAMP INCLUDED
DF1952-BZ	50 MH/DE	120V	50W	LAMP INCLUDED
DF1953-BZ	70 MH/DE	120V	70W	LAMP INCLUDED

DF6435

MINI FLOOD FIXTURE
 MATERIAL: POWDER COATED CAST ALUMINUM
 LENS: HEAT RESISTANT, TEMPERED GLASS
 SOCKET: MEDIUM BASE
 ADJUSTABLE KNUCKLE WITH 1/2" NPT
 ETL APPROVED FOR WET LOCATION

AVAILABLE FINISH: BRONZE



DF6435	35 HPS	120V	35W	LAMP INCLUDED
DF6450	50 HPS	120V	50W	LAMP INCLUDED
DF6470	70 HPS	120V	70W	LAMP INCLUDED
DF6500	100 HPS	120V	100W	LAMP INCLUDED
DF6550	150 HPS	120V	150W	LAMP INCLUDED
DF6560	50 MH	120V	50W	LAMP INCLUDED
DF6570	70 MH	120V	70W	LAMP INCLUDED

120V

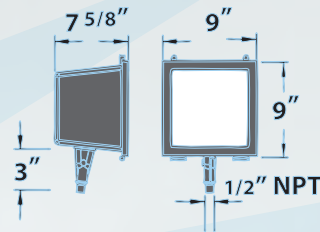
**CAST
ALUMINUM
FIXTURES**

DF5500

MEDIUM FLOOD FIXTURE
 MATERIAL: POWDER COATED CAST ALUMINUM
 LENS: HEAT RESISTANT, TEMPERED GLASS
 SOCKET: MEDIUM BASE
 ETL APPROVED FOR WET LOCATION
 ADJUSTABLE KNUCKLE WITH 1/2" NPT
 AVAILABLE FINISH: BRONZE

TO SPECIFY MULTI-TAP PLEASE ADD - MT TO MODEL NUMBER

DF5500	35 HPS	120V	35W	LAMP INCLUDED
DF5550	50 HPS	120V	50W	LAMP INCLUDED
DF5570	70 HPS	120V	70W	LAMP INCLUDED
DF5700	100 HPS	120V	100W	LAMP INCLUDED
DF5750	150 HPS	120V	150W	LAMP INCLUDED
DF5755	50 MH	120V	50W	LAMP INCLUDED
DF5760	70 MH	120V	70W	LAMP INCLUDED
DF5770	100 MH	120V	100W	LAMP INCLUDED
DF5775	175 MH	120V	175W	LAMP INCLUDED

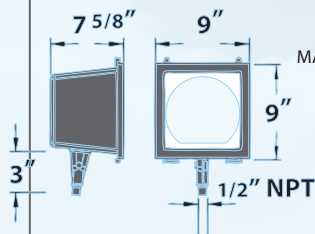


DF5500-SP

MEDIUM SPOT FIXTURE
 MATERIAL: POWDER COATED CAST ALUMINUM
 LENS: HEAT RESISTANT, TEMPERED GLASS
 SOCKET: MEDIUM BASE
 ETL APPROVED FOR WET LOCATION
 ADJUSTABLE KNUCKLE WITH 1/2" NPT
 AVAILABLE FINISH: BRONZE

TO SPECIFY MULTI-TAP PLEASE ADD - MT TO MODEL NUMBER

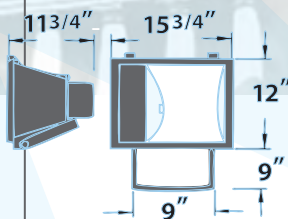
DF5500-SP	35 HPS	120V	35W	LAMP INCLUDED
DF5550-SP	50 HPS	120V	50W	LAMP INCLUDED
DF5570-SP	70 HPS	120V	70W	LAMP INCLUDED
DF5700-SP	100 HPS	120V	100W	LAMP INCLUDED
DF5750-SP	150 HPS	120V	150W	LAMP INCLUDED
DF5755-SP	50 MH	120V	50W	LAMP INCLUDED
DF5760-SP	70 MH	120V	70W	LAMP INCLUDED
DF5770-SP	100 MH	120V	100W	LAMP INCLUDED
DF5775-SP	175 MH	120V	175W	LAMP INCLUDED



DF7825

LARGE FLOOD FIXTURE
 MATERIAL: POWDER COATED CAST ALUMINUM
 LENS: HEAT RESISTANT, TEMPERED GLASS
 SOCKET: MOGUL BASE
 ETL APPROVED FOR WET LOCATION
 ADJUSTABLE BRACKET
 AVAILABLE FINISH: BLACK

DF7825-MT	250 HPS	MULTI-TAP	250W	LAMP INCLUDED
DF7840-MT	400 HPS	MULTI-TAP	400W	LAMP INCLUDED
DF7900-MT	175 MH	MULTI-TAP	175W	LAMP INCLUDED
DF7925-MT	250 MH	MULTI-TAP	250W	LAMP INCLUDED
DF7940-MT	400 MH	MULTI-TAP	400W	LAMP INCLUDED



**MULTI
TAP**

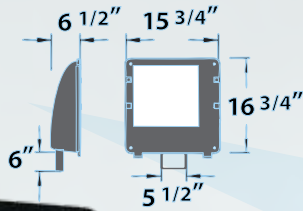
• MULTI-TAP BALLAST - 120, 208, 240, 277 VOLT



DF9500

LARGE FLOOD SIGN FIXTURE
 MATERIAL: POWDER COATED CAST ALUMINUM
 LENS: HEAT RESISTANT, TEMPERED GLASS
 SOCKET: MOGUL BASE
 ADJUSTABLE BRACKET
 ETL APPROVED FOR WET LOCATION

AVAILABLE FINISH: BRONZE



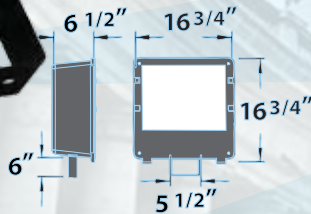
DF9500-MT	150 HPS	MULTI-TAP	150W	LAMP INCLUDED
DF9525-MT	250 HPS	MULTI-TAP	250W	LAMP INCLUDED
DF9540-MT	400 HPS	MULTI-TAP	400W	LAMP INCLUDED
DF9600-MT	175 MH	MULTI-TAP	175W	LAMP INCLUDED
DF9625-MT	250 MH	MULTI-TAP	250W	LAMP INCLUDED
DF9640-MT	400 MH	MULTI-TAP	400W	LAMP INCLUDED



DF7525


LARGE WALL AND POST FIXTURE
 MATERIAL: POWDER COATED CAST ALUMINUM
 LENS: HEAT RESISTANT, TEMPERED GLASS
 SOCKET: MOGUL BASE
 ADJUSTABLE BRACKET
 ETL APPROVED FOR WET LOCATION

AVAILABLE FINISH: BLACK, BRONZE



DF7525-MT	250 HPS	MULTI-TAP	250W	LAMP INCLUDED
DF7540-MT	400 HPS	MULTI-TAP	400W	LAMP INCLUDED
DF7675-MT	175 MH	MULTI-TAP	175W	LAMP INCLUDED
DF7725-MT	250 MH	MULTI-TAP	250W	LAMP INCLUDED
DF7740-MT	400 MH	MULTI-TAP	400W	LAMP INCLUDED

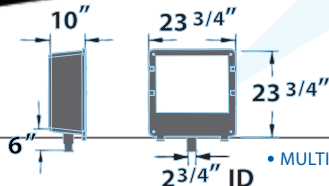
SLIPFIT SLIP FITTER SOLD SEPARATELY
P-GRD-DF7525 STEEL GUARD SOLD SEPARATELY



DF7750

LARGE FLOOD AND POST FIXTURE
 MATERIAL: POWDER COATED CAST ALUMINUM
 ADJUSTABLE SLIP FITTER
 LENS: HEAT RESISTANT, TEMPERED GLASS
 SOCKET: MOGUL BASE
 ETL APPROVED FOR WET LOCATION

AVAILABLE FINISH: BLACK, BRONZE



DF7750-MT	1000 HPS	MULTI-TAP	1000W	LAMP INCLUDED
DF7760-MT	1000 MH	MULTI-TAP	1000W	LAMP INCLUDED

• MULTI-TAP BALLAST - 120, 208, 240, 277 VOLT



SPOT HID LIGHTS

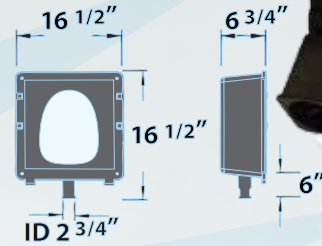
DF7125

LARGE SPOT, WALL AND POST FIXTURE
 MATERIAL: POWDER COATED CAST ALUMINUM
 LENS: HEAT RESISTANT, TEMPERED GLASS
 SOCKET: MOGUL BASE
 ADJUSTABLE BRACKET
 ETL APPROVED FOR WET LOCATION

AVAILABLE FINISH: BRONZE

SLIPFIT SLIP FITTER SOLD SEPARATELY

DF7125-MT	250 HPS	MULTI-TAP	250W	LAMP INCLUDED
DF7130-MT	400 HPS	MULTI-TAP	400W	LAMP INCLUDED
DF7135-MT	250 MH	MULTI-TAP	250W	LAMP INCLUDED
DF7140-MT	400 MH	MULTI-TAP	400W	LAMP INCLUDED

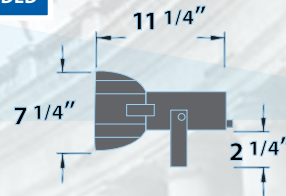


DF9700

SPOT FIXTURE
 MATERIAL: POWDER COATED CAST ALUMINUM
 LENS: HEAT RESISTANT, TEMPERED GLASS
 SOCKET: DOUBLE-ENDED BASE
 ADJUSTABLE BRACKET
 ETL APPROVED FOR WET LOCATION

AVAILABLE FINISH: GREY

DF9700	70 MH/DE	120V	70W	LAMP INCLUDED
--------	----------	------	-----	---------------

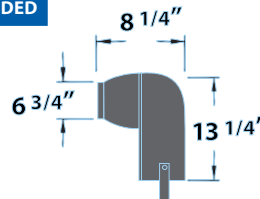


DF9750

SPOT FIXTURE
 MATERIAL: POWDER COATED CAST ALUMINUM
 LENS: HEAT RESISTANT, TEMPERED GLASS
 SOCKET: DOUBLE-ENDED BASE
 ADJUSTABLE BRACKET
 ETL APPROVED FOR WET LOCATION

AVAILABLE FINISH: GREY

DF9750	70 MH/DE	120V	70W	LAMP INCLUDED
--------	----------	------	-----	---------------



• MULTI-TAP BALLAST - 120, 208, 240, 277 VOLT



ADDRESS NUMBER

1000SFR



UNDER CABINET



LIGHTS

ADDRESS NUMBER LIGHT

120V

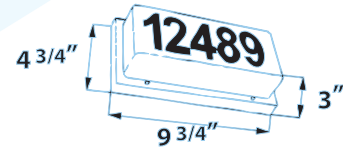
CAST ALUMINUM FIXTURES



W2010

SURFACE MOUNTED ADDRESS NUMBER WALL FIXTURE
 MATERIAL: POWDER COATED CAST ALUMINUM
 LENS: CLEAR PRISMATIC POLYCARBONATE
 FIVE SETS OF BLACK-COLORED NUMBERS INCLUDED
 ETL APPROVED FOR WET LOCATION

AVAILABLE FINISH: WHITE



W2010 PL13 120V 13W LAMP INCLUDED

UNDER CABINET LIGHTS


UNDER-CABINET FLUORESCENT INTERLOCKING STRIP LIGHT

MATERIAL: POLYCARBONATE
 ETL APPROVED FOR DRY LOCATION

AVAILABLE FINISH: WHITE

TO SPECIFY COLOR TEMPERATURE PLEASE ADD /27K OR /64K TO MODEL NUMBER

DUF - 8	T5	120V	8W	[DL-DFU 8 LAMP]	LAMP INCLUDED
DUF -13	T5	120V	13W	[DL-DFU 13 LAMP]	LAMP INCLUDED
DUF -16	T5	120V	16W	[DL-DFU 16 LAMP]	LAMP INCLUDED
DUF -20	T5	120V	20W	[DL-DFU 20 LAMP]	LAMP INCLUDED



DUF-CON3
 3" IN-LINE CONNECTOR
 SOLD SEPARATELY



DUF-CORD
 6" POWER CONNECTOR
 SOLD SEPARATELY



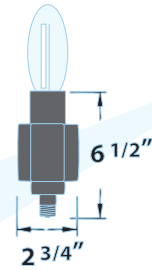
BRAND REPLACEMENT



HID ADAPTERS

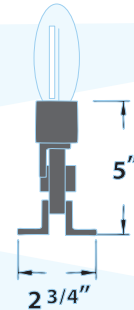
SCREW-IN ADAPTER

P-HLD-94	35 HPS	35W	120V	LAMP NOT INCLUDED
P-HLD-95	50 HPS	50W	120V	LAMP NOT INCLUDED
P-HLD-96	70 HPS	70W	120V	LAMP NOT INCLUDED
P-HLD-96/100	100 HPS	100W	120V	LAMP NOT INCLUDED
P-HLD-96/150	150 HPS	150W	120V	LAMP NOT INCLUDED
P-HLD-96/MH	70 MH	70W	120V	LAMP NOT INCLUDED




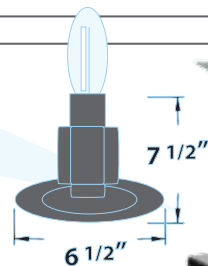
HARD WIRE ADAPTER

P-HLD-97	35 HPS	35W	120V	LAMP NOT INCLUDED
P-HLD-98	50 HPS	50W	120V	LAMP NOT INCLUDED
P-HLD-99	70 HPS	70W	120V	LAMP NOT INCLUDED
P-HLD-99/100	100 HPS	100W	120V	LAMP NOT INCLUDED
P-HLD-99/150	150 HPS	150W	120V	LAMP NOT INCLUDED
P-HLD-99/MT	70 HPS	70W	MT	LAMP NOT INCLUDED
P-HLD-99MH	70 MH	70W	120V	LAMP NOT INCLUDED

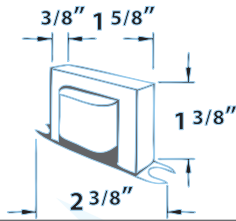


GLOBE HOLDER

P-HLD-70	INCAND.	60W	120V	LAMP NOT INCLUDED
P-HLD-80	PL13	13W	120V	LAMP NOT INCLUDED
P-HLD-90	2 x PL13	26W	120V	LAMP NOT INCLUDED
P-HLD-91	35 HPS	35W	120V	LAMP NOT INCLUDED
P-HLD-92	50 HPS	50W	120V	LAMP NOT INCLUDED
P-HLD-93	70 HPS	70W	120V	LAMP NOT INCLUDED
P-HLD-93/100	100 HPS	100W	120V	LAMP NOT INCLUDED
P-HLD-93/150	150 HPS	150W	120V	LAMP NOT INCLUDED
P-HLD-93MH	70 MH	70W	120V	LAMP NOT INCLUDED

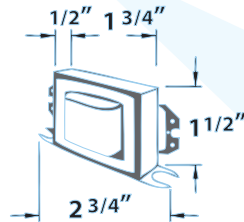


CFL BALLASTS



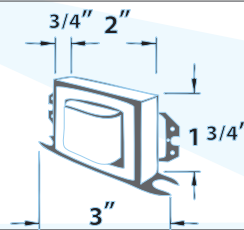
B-109

B-109 PL5, PL7, PL9 120V



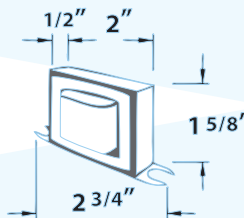
B-100

B-100 PL5, PL7, PL9 120V



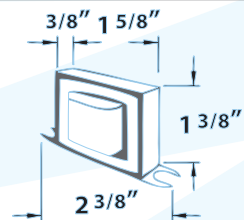
B-110

B-110 PL13 120V



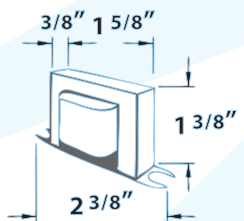
B-111

B-111 PL13 120V



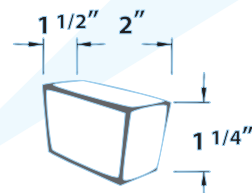
B-115

B-115 PL13 277V



B-115-TP

B-115-TP PL13 277V-TP



B-120

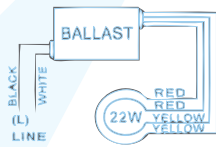
B-120 PL13 12V



ELECTRONIC BALLASTS

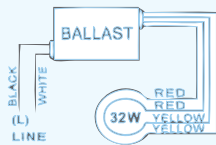
B-160-EL

B-160-EL CIRCLINE BALLAST 22W 120V



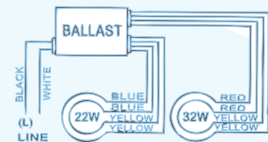
B-170-EL

B-170-EL CIRCLINE BALLAST 32W 120V



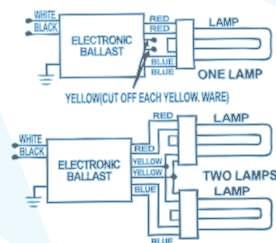
B-180-EL

B-180-EL CIRCLINE BALLAST 22/32W 120V



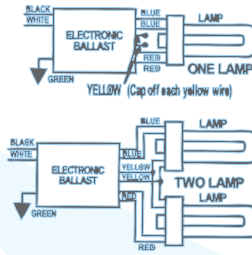
B-132

B-132 CFL BALLAST 2 x 26/2 x 32/1 x 42W 120V



B-133

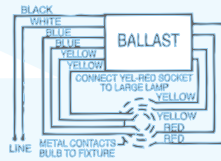
B-133-EL CFL BALLAST 2 x 26/2 x 32/1 x 42W 120/277V



MAGNETIC BALLASTS

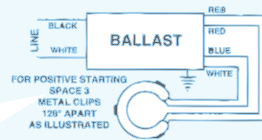
B-160

B-160 MAGNETIC CIRCLINE BALLAST 22W 120V



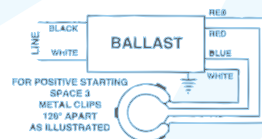
B-170

B-170 MAGNETIC CIRCLINE BALLAST 32W 120V

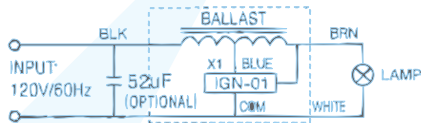


B-180

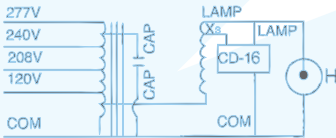
B-180 MAGNETIC CIRCLINE BALLAST 54 W 120V



HID HPS BALLASTS

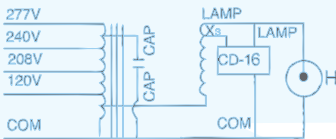


B-200	35 HPS	35W	120V
B-250	50 HPS	50W	120V
B-270	70 HPS	70W	120V
B-300	100 HPS	100W	120V
B-350	150 HPS	150W	120V



IGNITOR CAPACITOR

B-250-MT	50 HPS	50W	MULTI-TAP
B-270-MT	70 HPS	70W	MULTI-TAP
B-300-MT	100 HPS	100W	MULTI-TAP
B-350-MT	150 HPS	150W	MULTI-TAP

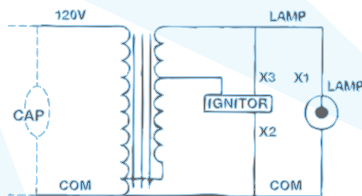


IGNITOR CAPACITOR

B-370-MT	250 HPS	250W	MULTI-TAP
B-390-MT	400 HPS	400W	MULTI-TAP
B-395-MT	1000 HPS	1000W	MULTI-TAP




HID MH BALLASTS



IGNITOR

B-450	50 MH	50W	120V
B-470	70 MH	70W	120V
B-500	100 MH	100W	120V
B-525	150 MH	150W	120V
B-575	175 MH	175W	120V





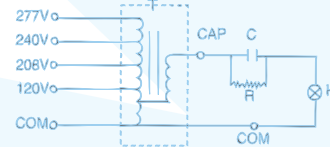
IGNITOR

CAPACITOR

B-450-MT	50 MH	50W	MULTI-TAP
B-475-MT	70 MH	70W	MULTI-TAP
B-500-MT	100 MH	100W	MULTI-TAP
B-550-MT	150 MH	150W	MULTI-TAP

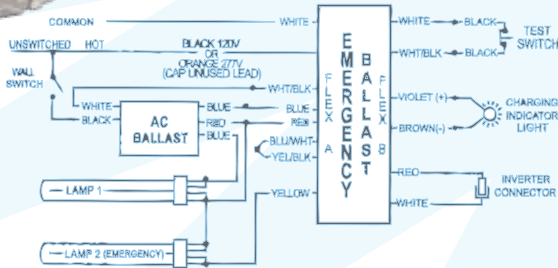


CAPACITOR



B-600-MT	175 MH	175W	MULTI-TAP
B-660-MT	250 MH	250W	MULTI-TAP
B-710-MT	400 MH	400W	MULTI-TAP
B-715-MT	1000 MH	1000W	MULTI-TAP

EMERGENCY BALLAST



B-EMER1	2 x PL13	26W	120/277V
---------	----------	-----	----------

FLUORESCENT



BULBS

COMPACT FLUORESCENT LAMPS



DL-T3-CAN/27K
DL-T3-CAN/64K

SCREW-IN
CANDELABRA BASE LAMP

DL-T3-CAN/27K	CAND.BASE	120V	3W	27K
DL-T3-CAN/64K	CAND.BASE	120V	3W	64K



DL-T3-MED/27K
DL-T3-MED/64K

SCREW-IN
MEDIUM BASE LAMP

DL-T3-MED/27K	MED.BASE	120V	3W	27K
DL-T3-MED/64K	MED.BASE	120V	3W	64K



DL-S15-64K

SPIRAL SCREW-IN
MEDIUM BASE LAMP

DL-S15-64K	MED.BASE	120V	15W	64K
------------	----------	------	-----	-----



DL-S23-41K
DL-S23-64K

SPIRAL SCREW-IN
MEDIUM BASE LAMP

DL-S23-41K	MED.BASE	120V	23W	41K
DL-S23-64K	MED.BASE	120V	23W	64K



DL-AT11W/27K
DL-AT11W/64K

A-19 SCREW-IN
MEDIUM BASE LAMP

DL-AT11W/27K	MED.BASE	120V	11W	27K
DL-AT11W/64K	MED.BASE	120V	11W	64K



DL-GB14-11/27K
DL-GB14-11/64K
DL-GB14-7/27K
DL-GB14-7/64K

GLOBE SCREW-IN
MEDIUM BASE LAMP

DL-GB14-11/27K	MED.BASE	120V	11W	27K
DL-GB14-11/64K	MED.BASE	120V	11W	64K
DL-GB14-7/27K	MED.BASE	120V	7W	27K
DL-GB14-7/64K	MED.BASE	120V	7W	64K



DL-P20/27K
DL-P20/64K
DL-P20W/R
DL-P20W/G
DL-P20W/B

R20 TYPE SCREW-IN
 MEDIUM BASE LAMP
 AVAILABLE IN:
 RED, GREEN AND BLUE



DL-P20W/27K	R20	120V	5W	27K
DL-P20W/64K	R20	120V	5W	64K
DL-P20W/R	R20	120V	9W	RED
DL-P20W/G	R20	120V	9W	GREEN
DL-P20W/B	R20	120V	9W	BLUE

DL-PAR38-20W/27K
DL-PAR38-20W/64K
DL-PAR38-20W-R
DL-PAR38-20W-G
DL-PAR38-20W-B

PAR38 TYPE SCREW-IN
 MEDIUM BASE LAMP

AVAILABLE IN:
 RED, GREEN AND BLUE



DL-PAR38-20W/27K	PAR38	120V	20W	27K
DL-PAR38-20W/64K	PAR38	120V	20W	64K
DL-PAR38-20W-R	PAR38	120V	20W	RED
DL-PAR38-20W-G	PAR38	120V	20W	GREEN
DL-PAR38-20W-B	PAR38	120V	20W	BLUE

DL-PAR30-27K
DL-PAR30-64K

PAR30 TYPE SCREW-IN
 MEDIUM BASE LAMP



DL-PAR30-18/27K	PAR30	120V	18W	27K
DL-PAR30-18/64K	PAR30	120V	18W	64K

DL-P40-18/27K
DL-P40-18/64K

R40 TYPE SCREW-IN
 MEDIUM BASE LAMP



DL-PAR40-18/27K	R40	120V	18W	27K
DL-PAR40-18/64K	R40	120V	18W	64K

DL-P30-18/27K
DL-P30-18/64K

R30 TYPE SCREW-IN
 MEDIUM BASE LAMP



DL-P30-27K	R30	120V	18W	27K
DL-P30-64K	R30	120V	18W	64K

DL-P50

PAR50 TYPE SCREW-IN
 MEDIUM BASE LAMP



DL-P50	PAR50	120V	15W	64K
--------	-------	------	-----	-----



DL-TB18/64K

SCREW-IN
MEDIUM BASE LAMP

DL-TB18/64K MED.BASE 120V 18W 64K



DL-TB26/64K

SCREW-IN
MEDIUM BASE LAMP

DL-TB26/64K MED.BASE 120V 26W 64K



DL-TB32/64K

SCREW-IN
MEDIUM BASE LAMP

DL-TB32/64K MED.BASE 120V 32W 64K



DL-TB50/64K

SCREW-IN
MEDIUM BASE LAMP

DL-TB50/64K MED.BASE 120V 50W 64K



**DL-Q 9/27K
DL-Q 9/41K
DL-Q 9/64K
DL-Q13/27K
DL-Q13/41K
DL-Q13/64K**

QUAD FLUORESCENT
TWO-PIN LAMP

DL-Q 9/27K	2-PIN	QUAD CFL	120V	9W	27K
DL-Q 9/41K	2-PIN	QUAD CFL	120V	9W	41K
DL-Q 9/64K	2-PIN	QUAD CFL	120V	9W	64K
DL-Q13/27K	2-PIN	QUAD CFL	120V	13W	27K
DL-Q13/41K	2-PIN	QUAD CFL	120V	13W	41K
DL-Q13/64K	2-PIN	QUAD CFL	120V	13W	64K



**DL-Q26/27K
DL-Q26/41K
DL-Q26/64K
DL-Q32/27K
DL-Q32/41K
DL-Q32/64K**

QUAD FLUORESCENT
FOUR-PIN LAMP

DL-Q26/64K	4-PIN	QUAD CFL	120V	26W	27K
DL-Q26/64K	4-PIN	QUAD CFL	120V	26W	41K
DL-Q26/64K	4-PIN	QUAD CFL	120V	26W	64K
DL-Q32/64K	4-PIN	QUAD CFL	120V	32W	27K
DL-Q32/64K	4-PIN	QUAD CFL	120V	32W	41K
DL-Q32/64K	4-PIN	QUAD CFL	120V	32W	64K



DL-5/27K
DL-5/41K
DL-5/64K



PL5 TWO-PIN LAMP

DL-5/27K	PL5	120V	5W	27K
DL-5/41K	PL5	120V	5W	41K
DL-5/64K	PL5	120V	5W	64K

DL- 22/27K
DL- 22/41K
DL- 32/27K
DL- 32/41K

CIRCLINE FLUORESCENT LAMP

DL-22/27K	FC 8T9	120V	22W	27K
DL-22/41K	FC 8T9	120V	22W	41K
DL-32/27K	FC 12T9	120V	32W	27K
DL-32/41K	FC 12T9	120V	32W	41K

DL-7/27K
DL-7/41K
DL-7/64K
DL-7/R
DL-7/G
DL-7/B

PL7 TWO-PIN LAMP

AVAILABLE IN:
RED, GREEN, BLUE

DL-7/27K	PL7	120V	7W	27K
DL-7/41K	PL7	120V	7W	41K
DL-7/64K	PL7	120V	7W	64K
DL-7/R	PL7	120V	7W	RED
DL-7/G	PL7	120V	7W	GREEN
DL-7/B	PL7	120V	7W	BLUE



DL-7/27K
DL-7/41K
DL-7/64K
DL-7/R
DL-7/G
DL-7/B

DL-9/27K
DL-9/41K
DL-9/64K
DL-9/R
DL-9/G
DL-9/B
DL-9/BB

PL9 TWO-PIN LAMP

AVAILABLE IN:
RED, GREEN, BLUE AND BLUE-BLACK

DL-9/27K	PL9	120V	9W	27K
DL-9/41K	PL9	120V	9W	41K
DL-9/64K	PL9	120V	9W	64K
DL-9/R	PL9	120V	9W	RED
DL-9/G	PL9	120V	9W	GREEN
DL-9/B	PL9	120V	9W	BLUE
DL-9/BB	PL7	120V	9W	BLUE-BLACK



DL-9/27K
DL-9/41K
DL-9/64K
DL-9/R
DL-9/G
DL-9/B
DL-9/BB





DL-13/27K
DL-13/41K
DL-13/64K

DL-13/R

DL-13/G

DL-13/B

DL-13/BB

DL-13/27K
DL-13/41K
DL-13/64K
DL-13/R
DL-13/G
DL-13/B
DL-13/BB

PL13 TWO-PIN LAMP
AVAILABLE IN:
RED, GREEN, BLUE, BLUE-BLACK

DL-13/27K	PL13	120V	13W	27K
DL-13/41K	PL13	120V	13W	41K
DL-13/64K	PL13	120V	13W	64K
DL-13/R	PL13	120V	13W	RED
DL-13/G	PL13	120V	13W	GREEN
DL-13/B	PL13	120V	13W	BLUE
DL-13/BB	PL13	120V	13W	BLUE-BLACK

SIGN LAMPS

DL-F14T5/64K FOR DF9400

DL-F14T5/64K	FL TUBE	120V	14W	64K
DL-F21T5/64K	FL TUBE	120V	21W	64K
DL-F28T5/64K	FL TUBE	120V	28W	64K

DL-F21T5/64K FOR DF9401

DL-F28T5/64K FOR DF9402

UNDER CABINET LAMPS

DL-DFU 8/27	FL TUBE	120V	13W	27K
DL-DFU 13/27	FL TUBE	120V	13W	27K
DL-DFU 13/64	FL TUBE	120V	13W	64K
DL-DFU 16/27	FL TUBE	120V	16W	27K
DL-DFU 16/64	FL TUBE	120V	16W	64K
DL-DFU 20/64	FL TUBE	120V	20W	64K

DL-F 6T5CW	FL TUBE	120V	20W	41K
DL-F 3T5CW	FL TUBE	120V	3W	41K
DL-F 8T5CW	FL TUBE	120V	8W	41K
DL-F 13T5CW	FL TUBE	120V	13W	41K

DL-DFU13

DL-DFU16 FOR DUF-16

DL-DFU20 FOR DUF-20

DL-F6T5CW

DL-F8T5CW

DL-F13T5CW



MH LAMPS



- DL-PAR38- 70MH WHITE
- DL-PAR38- 70MH -R RED
- DL-PAR38- 70MH -G GREEN
- DL-PAR38- 70MH -B BLUE
- DL-PAR38- 100MH WHITE
- DL-PAR38- 100MH -R RED
- DL-PAR38- 100MH -G GREEN
- DL-PAR38- 100MH -B BLUE

SCREW-IN
MH MEDIUM BASE LAMP

DL-PAR38- 70 MH	MED.BASE	120V	70W
DL-PAR38- 70 MH-R	MED.BASE	120V	70W
DL-PAR38- 70 MH-G	MED.BASE	120V	70W
DL-PAR38- 70 MH-B	MED.BASE	120V	70W
DL-PAR38- 100 MH	MED.BASE	120V	100W
DL-PAR38- 100 MH-R	MED.BASE	120V	100W
DL-PAR38- 100 MH-G	MED.BASE	120V	100W
DL-PAR38- 100 MH-B	MED.BASE	120V	100W



- DL-MH 175
- DL-MH 250
- DL-MH 400
- DL-MH 1000

SCREW-IN MH
MOGUL BASE LAMP

DL-MH 175	MOG.BASE	120V	175W
DL-MH 250	MOG.BASE	120V	250W
DL-MH 400	MOG.BASE	120V	400W
DL-MH 1000	MOG.BASE	120V	1000W



- DL-MH 70/G12
- DL-MH 100/G12
- DL-MH 150/G12

MH T6
TWO-PIN BASE LAMP

DL-MH 70/G12	G12	2-PIN BASE	120V	70W
DL-MH 100/G12	G12	2-PIN BASE	120V	100W
DL-MH 150/G12	G12	2-PIN BASE	120V	150W



MH LAMPS



DL-MH 70/DE
DL-MH100/DE
DL-MH150/DE

MH
DOUBLE-ENDED BASE LAMP

DL-MH 70/DE	MH DE. BASE	120V	70W
DL-MH 100/DE	MH DE. BASE	120V	100W
DL-MH 150/DE	MH DE. BASE	120V	150W



DL-MH 50
DL-MH 70
DL-MH 100
DL-MH 150
DL-MH 175

SCREW-IN MH
MEDIUM BASE LAMP

DL-MH 50	MH MED. BASE	120V	50W
DL-MH 70	MH MED. BASE	120V	70W
DL-MH 100	MH MED. BASE	120V	100W
DL-MH 150	MH MED. BASE	120V	150W
DL-MH 175	MH MED. BASE	120V	175W

HPS LAMPS



DL-LU 100/MOG
DL-LU 250/MOG
DL-LU 400/MOG
DL-LU 1000/MOG

SCREW-IN HPS
MOGUL BASE LAMP

DL-LU 100	HPS MOG.BASE	120V	100W
DL-LU 250	HPS MOG.BASE	120V	250W
DL-LU 400	HPS MOG.BASE	120V	400W
DL-LU 1000	HPS MOG.BASE	120V	1000W



DL-LU 70/DE
DL-LU 100/DE
DL-LU 150/DE

HPS
DOUBLE-ENDED BASE LAMP

DL-LU 70/DE	HPS DE.BASE	120V	70W
DL-LU 100/DE	HPS DE.BASE	120V	100W
DL-LU 150/DE	HPS DE.BASE	120V	150W



DL-LU 35
DL-LU 50
DL-LU 70
DL-LU 100
DL-LU 150

SCREW-IN HPS
MEDIUM BASE LAMP

DL-LU 35	HPS MED.BASE	120V	35W
DL-LU 50	HPS MED.BASE	120V	50W
DL-LU 70	HPS MED.BASE	120V	70W
DL-LU 100	HPS MED.BASE	120V	100W
DL-LU 150	HPS MED.BASE	120V	150W



LED LAMPS



DL-TB-LED/72/W

LED TYPE, 72 LEDS
SCREW-IN MEDIUM BASE LAMP

DL-TB-LED/72/W TUBE 120V 5.8W 50.000 HR



DL-PAR38-LED/90

PAR38 TYPE, 90 LEDS
SCREW-IN MEDIUM BASE LAMP

DL-PAR38-LED/90 PAR38 120V 6W 50.000 HR




DL-PAR16-LED/24/120

PAR16 TYPE, 24 LEDS
SCREW-IN MEDIUM BASE LAMP

DL-PAR16-LED/24/120 PAR16 120V 1.6W 50.000 HR

QUARTZ LAMPS



- DL-J 78-100
- DL-J 78-150
- DL-J 78-250
- DL-J118-150
- DL-J118-200
- DL-J118-300
- DL-J118-500

RECESSED SINGLE CONTACT
HALOGEN J-TYPE LAMP

DL-J 78-100	J-TYPE LAMP	120V	100W	78MM
DL-J 78-150	J-TYPE LAMP	120V	150W	78MM
DL-J 78-250	J-TYPE LAMP	120V	250W	78MM
DL-J118-150	J-TYPE LAMP	120V	150W	118MM
DL-J118-200	J-TYPE LAMP	120V	200W	118MM
DL-J118-300	J-TYPE LAMP	120V	300W	118MM
DL-J118-500	J-TYPE LAMP	120V	500W	118MM



REPLACEMENT PARTS



P-GLB-50
P-GLB-51

ACRYLIC DRUM DIFFUSER

P-GLB-50	11"	ACRYLIC DRUM DIFFUSER
P-GLB-51	14"	ACRYLIC DRUM DIFFUSER



P-GLB-52
P-GLB-53

ACRYLIC DOME DIFFUSER

P-GLB-52	11"	ACRYLIC DOME DIFFUSER
P-GLB-53	14"	ACRYLIC DOME DIFFUSER



P-GLB-506

6" ACRYLIC GLOBE

P-GLB-506	6" ACRYLIC GLOBE W/3-1/16" THREADED NECK	
-----------	--	--



P-SCT-HID/MED
P-SCT-HID/MOG

MEDIUM AND
MOGUL BASE SOCKET

P-SCT-HID/MED	5KV	HID	MEDIUM SOCKET
P-SCT-HID/MOG	5KV	HID	MOGUL SOCKET



P-11

FEMALE BOX COVERS

P-11	ROUND BOX COVER	ONE HOLE
P-11-2	ROUND BOX COVER	TWO HOLES



P-12

FEMALE BOX COVER

P-12	RECTANGLE BOX COVER	ONE HOLE
------	---------------------	----------



P-SCT-PL13-SNAPIN
P-SCT-PL13-VER
P-SCT-PL 9-VER

VERTICAL PL SOCKETS

P-SCT-PL 9-VER	VERTICAL PL	2-BIN	120V
P-SCT-PL 13-VER	VERTICAL PL	2-BIN	120V
P-SCT-PL13-SNAPIN	VERTICAL PL	2-BIN	120V



P-SCT-PL13-HOR
P-SCT-PL 9-HOR

HORIZONTAL PL SOCKETS

P-SCT-PL 9-HOR	HORIZONTAL PL	2-BIN	120V
P-SCT-PL 13-HOR	HORIZONTAL PL	2-BIN	120V



P-SCT-Q-DE78MM
P-SCT-Q-DE118MM

DOUBLE-ENDED QUARTZ
HALOGEN SOCKETS

P-SCT-Q-DE 78MM	QUARTZ SOCKET	78MM/DE	120V
P-SCT-Q-DE 118MM	QUARTZ SOCKET	118MM/DE	120V



P-HID/DE120MM
P-HID/DE130MM

DOUBLE-ENDED
HID MH/HPS SOCKETS

P-HID/DE120MM	HID SOCKET	120MM/DE	120V
P-HID/DE130MM	HID SOCKET	130MM/DE	120V



CATALOG INDEX

ITEM#	PG#	ITEM#	PG#	ITEM#	PG#	ITEM#	PG#	ITEM#	PG#
B-100	66	D364	36	D7350	7	DF9750	61	DL-P30-18/64K	73
B-109	66	D365	36	D7370	7	DL-5/27K	75	DL-P40-18/27K	73
B-110	66	D366	36	D7400	7	DL-5/41K	75	DL-P40-18/64K	73
B-111	66	D460	35	D7450	7	DL-5/64K	75	DL-P50	73
B-115	66	D461	35	DC8600	52	DL-7/B	75	DL-PAR16-LED/24/120	79
B-115-TP	66	D462	35	DC8700	52	DL-7/G	75	DL-PAR38-20W/27K	73
B-120	66	D463	35	DF1920-BZ	58	DL-7/R	75	DL-PAR38-20W/64K	73
B-132	67	D464	35	DF1921-BZ	58	DL-7/27K	75	DL-PAR38-20W-B	73
B-133-EL	68	D465	35	DF1922-BZ	58	DL-7/41K	75	DL-PAR38-20W-G	73
B-160	68	D466	35	DF1923-BZ	58	DL-7/64K	75	DL-PAR38-20W-R	73
B-160-EL	67	D500	33	DF1924-BZ	58	DL-9/B	75	DL-PAR38-70MH	77
B-170	68	D501	33	DF1925-BZ	58	DL-9/G	75	DL-PAR38-70MH-B	77
B-170-EL	67	D502	33	DF1926-BZ	58	DL-9/R	75	DL-PAR38-70MH-G	77
B-180	68	D503	33	DF1930-BZ	58	DL-9/BB	75	DL-PAR38-70MH-R	77
B-180-EL	67	D504	33	DF1931-BZ	58	DL-9/27K	75	DL-PAR38-100MH	77
B-200	69	D505	33	DF1932-BZ	58	DL-9/41K	75	DL-PAR38-100MH-B	77
B-250	69	D506	33	DF1933-BZ	58	DL-9/64K	75	DL-PAR38-100MH-G	77
B-270	69	D700-SS	31	DF1934-BZ	58	DL-13/B	76	DL-PAR38-100MH-R	77
B-300	69	D710-SS	31	DF1935-BZ	58	DL-13/G	76	DL-PAR38-LED/90	79
B-350	69	D735-SS	31	DF1936-BZ	58	DL-13/R	76	DL-Q9/27K	74
B-450	69	D750-SS	31	DF1940-BZ	58	DL-13/BB	76	DL-Q9/41K	74
B-470	69	D780-SS	31	DF1941-BZ	58	DL-13/27K	76	DL-Q9/64K	74
B-500	69	D700-SS316	31	DF1942-BZ	58	DL-13/41K	76	DL-Q13/27K	74
B-525	69	D710-SS316	31	DF1943-BZ	58	DL-13/64K	76	DL-Q13/41K	74
B-575	69	D735-SS316	31	DF1950-BZ	58	DL-AT11W/27K	72	DL-Q13/64K	74
B-250-MT	69	D750-SS316	31	DF1951-BZ	58	DL-AT11W/64K	72	DL-Q26/27K	74
B-270-MT	69	D780-SS316	31	DF1952-BZ	58	DL-DFU 8/27	76	DL-Q26/41K	74
B-300-MT	69	D800	36	DF1953-BZ	58	DL-DFU 13/27	76	DL-Q26/64K	74
B-350-MT	69	D801	36	DF5500	59	DL-DFU 13/64	76	DL-Q32/27K	74
B-370-MT	69	D802	36	DF5550	59	DL-DFU 16/27	76	DL-Q32/41K	74
B-390-MT	69	D803	36	DF5570	59	DL-DFU 16/64	76	DL-Q32/64K	74
B-395-MT	69	D804	36	DF5700	59	DL-DFU 20/64	76	DL-S15-64K	72
B-450-MT	70	D805	36	DF5750	59	DL-F 3T5CW	76	DL-S23-41K	72
B-475-MT	70	D806	36	DF5755	59	DL-F 6T5CW	76	DL-S23-64K	72
B-500-MT	70	D807	36	DF5760	59	DL-F 8T5CW	76	DL-TB18/64K	74
B-550-MT	70	D3100	33	DF5770	59	DL-F13T5CW	76	DL-TB26/64K	74
B-600-MT	70	D3113	33	DF5775	59	DL-F14T6/64K	76	DL-TB32/64K	74
B-660-MT	70	D3126	33	DF5500-SP	59	DL-F21T5/64K	76	DL-TB50/64K	74
B-710-MT	70	D3135	33	DF5550-SP	59	DL-F28T5/64K	76	DL-T3-CAN/27K	72
B-715-MT	70	D3150	33	DF5570-SP	59	DL-GB14-7/27K	72	DL-T3-CAN/64K	72
B-EMER1	70	D3170	33	DF5700-SP	59	DL-GB14-7/64K	72	DL-T3-MED/27K	72
BS222	29	D3180	33	DF5750-SP	59	DL-GB14-11/27K	72	DL-T3-MED/64K	72
BS250	29	D3200	34	DF5755-SP	59	DL-GB14-11/64K	72	DL-TB-LED/72/W	79
BS300	29	D3213	34	DF5760-SP	59	DL-J 78-100	79	DUF-8	63
BS350	29	D3226	34	DF5770-SP	59	DL-J 78-150	79	DUF-13	63
D110	31	D3235	34	DF5775-SP	59	DL-J 78-250	79	DUF-16	63
D111	31	D3250	34	DF6413	42	DL-J118-150	79	DUF-20	63
D112	31	D3270	34	DF6426	42	DL-J118-200	79	DW1000	49
D113	31	D3280	34	DF6435	58	DL-J118-300	79	DW1050	49
D114	31	D3300	34	DF6450	58	DL-J118-500	79	DW1070	49
D120	32	D3313	34	DF6470	58	DL-LU 35	78	DW1100	49
D121	32	D3326	34	DF6500	58	DL-LU 50	78	DW1101	49
D122	32	D3335	34	DF6550	58	DL-LU 70	78	DW1102	49
D123	32	D3350	34	DF6560	58	DL-LU 100	78	DW1500	49
D124	32	D3370	34	DF6570	58	DL-LU 150	78	DW1600	49
D130	32	D3380	34	DF6726	42	DL-LU 70/DE	78	DW1650	49
D131	32	D3400	34	DF6735	50	DL-LU 100/DE	78	DW1660	49
D132	32	D3413	34	DF6750	50	DL-LU 150/DE	78	DW1670	49
D133	32	D3426	34	DF6755	50	DL-LU 100/MOG	78	DW1675	49
D134	32	D3435	34	DF6770	50	DL-LU 250/MOG	78	DW1680	48

CATALOG INDEX

ITEM#	PG#	ITEM#	PG#	ITEM#	PG#	ITEM#	PG#	ITEM#	PG#
D140	32	D3450	34	DF7125-MT	61	DL-LU 400/MOG	78	DW1681	48
D141	32	D3470	34	DF7130-MT	61	DL-LU 1000/MOG	78	DW1682	48
D142	32	D3480	34	DF7135-MT	61	DL-MH 50	78	DW1683	48
D143	32	D3500	35	DF7140-MT	61	DL-MH 70	78	DW1684	48
D144	32	D6000	53	DF7525-MT	28,60	DL-MH100	78	DW1685	48
D150	33	D6050	53	DF7540-MT	28,60	DL-MH150	78	DW1686	48
D151	33	D6100	53	DF7675-MT	28,60	DL-MH175	78	DW1725	49
D152	33	D6113	53	DF7725-MT	28,60	DL-MH 70/DE	78	DW1740	49
D153	33	D6150	53	DF7740-MT	28,60	DL-MH100/DE	78	DW1825	49
D154	33	D6153	53	DF7750-MT	28,60	DL-MH150/DE	78	DW1840	49
D155	33	D6200	53	DF7760-MT	28,60	DL-MH 70/G12	77	DW1880	48
D156	33	D6250	53	DF7825-MT	59	DL-MH 100/G12	77	DW1881	48
D160	35	D6300	53	DF7840-MT	59	DL-MH 150/G12	77	DW1882	48
D161	35	D6325	53	DF7900-MT	59	DL-MH 175	77	DW1883	48
D162	35	D6350	53	DF7925-MT	59	DL-MH 250	77	DW3650	50
D163	35	D6375	53	DF7940-MT	59	DL-MH 400	77	DW3700	48
D164	35	D7000	7	DF9500-MT	60	DL-MH 1000	77	DW3750	48
D165	35	D7016	7	DF9525-MT	60	DL-P20/27K	73	DW3760	56
D260	36	D7018	7	DF9540-MT	60	DL-P20/64K	73	DW3765	56
D360	36	D7100	7	DF9600-MT	60	DL-P20W/B	73	DW6626	53
D361	36	D7200	7	DF9625-MT	60	DL-P20W/G	73	DW6628	53
D362	36	D7250	7	DF9640-MT	60	DL-P20W/R	73	DW6635	55
D363	36	D7335	7	DF9700	61	DL-P30-18/27K	73	DW6650	55
DW8800	55	GM806	16	GM8059	20	GM9213	26	PT-20SQ	29
DW8801	55	GM807	16	GM8060	20	GM9214	26	W2001	41
DW8802	55	GM808	16	GM8061	20	GM9215	26	W2002	41
DW8803	55	GM809	16	GM8062	20	GM9216	26	W2003	41
DW8804	55	GM810	16	GM8063	20	GM9217	26	W2004	41
DW8870	55	GM812	16	GM8064	20	GM9218	26	W2010	63
DW8900	55	GM813	16	GM8065	20	GM9219	26	W2020	46
DW8950	55	GM826	16	GM8066	20	GM9220	26	W2200	44
DW8960	55	GM835	16	GM8067	20	GM9221	26	W2250	44
DW8970	55	GM48	16	GM8068	20	GM9222	26	W2251	44
DW8975	55	GM850	16	GM8069	20	GM9223	26	W2252	44
DW9000	56	GM870	16	GM8930	23	GM9224	26	W2253	44
DW9040	56	GM891	16	GM8931	23	GM9225	26	W2254	44
DW9100	56	GM892	16	GM8932	23	GM9226	26	W2255	44
DW9125	56	GM893	16	GM8933	23	GM9227	26	W2300	44
DW9140	56	GM935	14	GM8934	23	GM9228	26	W2350	44
DW9200	56	GM936	14	GM8935	23	GM9229	26	W2400	44
DW9240	56	GM950	27	GM8936	23	GM9303	9	W2450	44
DW9250	56	GM955	27	GM8937	23	GM9510	27	W2500	44
DW9260	56	GM960	27	GM8938	23	GM9511	27	W2550	44
GM102	11	GM963	27	GM8939	23	GM9512	27	W2600	44
GM105	11	GM970	5	GM8940	23	GM9513	27	W2650	44
GM106	11	GM972	5	GM8941	23	GM9520	27	W2700	43
GM112	12	GM982	4	GM8942	23	GM9521	27	W2705	43
GM115	12	GM985	4	GM8942	23	GM9522	27	W2707	43
GM116	12	GM986	4	GM8943	23	GM9523	27	W2709	43
GM132	10	GM996	9	GM8944	23	GM9701	5	W2713	43
GM135	10	GM997	9	GM8945	23	GM9703	5	W2800	43
GM136	10	GM1101	12	GM8946	23	GM9705	5	W2820	43
GM182	13	GM1103	12	GM8947	23	GM9903	9	W2830	43
GM185	13	GM1105	12	GM8948	23	GM9913	9	W2850	43
GM186	13	GM1301	10	GM8949	23	P-11	80	W2900	40
GM235	15	GM1303	10	GM8951	22	P-11-2	80	W2909	40
GM240	6	GM1305	10	GM8952	22	P-12	80	W2913	40
GM245	6	GM1801	13	GM8953	22	P-ARM-T2	29	W2915	40
GM285	3	GM1803	13	GM8954	22	P-ARM-T3	29	W2950	40
GM290	3	GM5600	18	GM8955	22	P-ARM-T4	29	W2959	40

CATALOG INDEX

ITEM#	PG#	ITEM#	PG#	ITEM#	PG#	ITEM#	PG#	ITEM#	PG#
GM440	15	GM5610	18	GM8956	22	P-BRK-RT7525	28	W2963	40
GM460	15	GM5620	18	GM8957	22	P-BRK-ST7525	28	W2965	40
GM480	2	GM5630	18	GM8958	22	P-BRK-ST7525/3	28	W2970	39
GM485	2	GM5640	18	GM8959	22	P-BRK-W7525	28	W2975	39
GM552	8	GM5650	18	GM8960	22	P-GLB-50	80	W2980	39
GM555	8	GM5800	18	GM8961	22	P-GLB-51	80	W3000	39
GM560	19	GM5810	18	GM8962	22	P-GLB-52	80	W3007	39
GM561	19	GM5820	18	GM8963	22	P-GLB-53	80	W3009	39
GM562	19	GM5830	18	GM8964	22	P-GLB-506	80	W3013	39
GM563	19	GM5840	18	GM8965	22	P-HID/DE120MM	80	W3050	39
GM564	19	GM5850	18	GM8966	22	P-HID/DE130MM	80	W3057	39
GM565	19	GM5860	18	GM8967	22	P-HLD-70	65	W3059	39
GM580	19	GM5870	18	GM8968	22	P-HLD-80	65	W3063	39
GM581	19	GM5880	18	GM8969	22	P-HLD-90	65	W3700	38
GM582	19	GM6500	18	GM9000	24	P-HLD-91	65	W3723	38
GM583	19	GM6510	18	GM9001	24	P-HLD-92	65	W3733	38
GM584	19	GM6520	18	GM9002	24	P-HLD-93	65	W3755	46
GM585	19	GM6530-100	18	GM9003	24	P-HLD-93MH	65	W3756	46
GM586	19	GM8030	21	GM9004	24	P-HLD-93/100	65	W3800	38
GM587	19	GM8031	21	GM9005	24	P-HLD-93/150	65	W3843	38
GM588	19	GM8032	21	GM9006	24	P-HLD-94	65	W3853	38
GM650	19	GM8033	21	GM9007	24	P-HLD-95	65	W3900	38
GM651	19	GM8034	21	GM9008	24	P-HLD-96	65	W3973	38
GM652	19	GM8035	21	GM9009	24	P-HLD-96/MH	65	W3983	38
GM653-100	19	GM8036	21	GM9070	25	P-HLD-96/100	65	W4800	52
GM702	17	GM8037	21	GM9071	25	P-HLD-96/150	65	W4805	52
GM703	17	GM8038	21	GM9072	25	P-HLD-94	65	W4807	52
GM704	17	GM8039	21	GM9073	25	P-HLD-98	65	W4809	52
GM705	17	GM8040	21	GM9074	25	P-HLD-99	65	W4813	52
GM706	17	GM8041	21	GM9075	25	P-HLD-99MH	65	W4850	52
GM707	17	GM8042	21	GM9076	25	P-HLD-99/MT	65	W4855	52
GM708	17	GM8043	21	GM9077	25	P-HLD-99/100	65	W4857	52
GM709	17	GM8044	21	GM9078	25	P-HLD-99/150	65	W4859	52
GM710	17	GM8045	21	GM9079	25	P-SCT-HID/MED	80	W4863	52
GM712	17	GM8046	21	GM9080	25	P-SCT-HID/MOG	80	W8000	41
GM713	17	GM8047	21	GM9081	25	P-SCT-PL 9-HOR	80	W8100	41
GM726	17	GM8048	21	GM9082	25	P-SCT-PL 13-HOR	80	W8200	41
GM735	17	GM8049	21	GM9083	25	P-SCT-PL 9-VER	80	W8300	45
GM748	17	GM8050	20	GM9084	25	P-SCT-PL13-SNAPIN	80	W8310	45
GM750	17	GM8051	20	GM9085	25	P-SCT-PL 13-VER	80	W8400	45
GM770	17	GM8052	20	GM9086	25	P-SCT-Q-DE 78MM	80	W8410	45
GM791	17	GM8053	20	GM9087	25	P-SCT-Q-DE 118MM	80	W8500	45
GM795	17	GM8054	20	GM9088	25	PT-B	29	W8510	45
GM802	16	GM8055	20	GM9089	25	PT-FL	29	W9300	40
GM803	16	GM8056	20	GM9210	26	PT-10B	29	W9350	40
GM804	16	GM8057	20	GM9211	26	PT-10BASE	29	W9407	42
GM805	16	GM8058	20	GM9212	26	PT-12B	29	W9409	42
								W9413	42



DABMAR LIGHTING, INC.

2007

2140 EASTMAN AVENUE, OXNARD, CA 93030

WWW.DABMAR.COM 805/604-9090 (PH) 805/604-9050 (FAX)

\$5.00

REPRODUCTION OF ALL OR ANY PART OF THIS CATALOG WITHOUT THE EXPRESSED WRITTEN CONSENT OR PERMISSION OF DABMAR LIGHTING INCORPORATED IS STRICTLY PROHIBITED AND FORBIDDEN