





Light Efficient Design

The industry's **broadest assortment**
of **LED RETROFIT** products, spanning
10 application **categories**, and offering
CHOICES in retrofit technologies



Powering the Switch to LED...ALL WAYS



www.led-llc.com



Light Efficient Design

Transforming Light...

for nearly a decade, Light Efficient Design has maintained its focus on growing the LED retrofit category. Boasting more than one million LED retrofits installed, five distribution centers worldwide, and being named among Chicago’s fastest growing companies 3 years in a row, Light Efficient Design is proud to provide the highest quality and broadest LED retrofit product line on the market today. Offering you choices in “Bypass the Ballast” and “Plug ‘N Play” retrofit designs powers you to energy-smart, LED lighting solutions.

Table of Contents

Introduction to LED Retrofit.....	3
High Bay	4-5
High Bay Fixtures	6
Low Bay	7
Shoe Box / Wall Pack.....	8-9
Recessed Can.....	10-11
Post Top	12-13
Bollard	14
PL	16
Linear (T8 Tube)	17
SimuLight™ Grow.....	18-19
Light Efficient Design Representatives	20

Canadian Model Number Designations

Models ending in...



LED-8030M42 **C-A** = 347V →

LED-8030M42 **-A** = 120/277V →

LED-8030M42 **C** = 120/347V →

BALLAST BYPASS

SERIES 1

Internal Driver



- Lowest operating cost
- Broadest selection of products
- Damp rated

BALLAST BYPASS

SERIES 2

External Driver



- Dimmable
- Silent operation
- Wet rated (IP64)

BALLAST COMPATIBLE

SERIES 3



- EASIEST to install
- Works with most metal halide ballasts
- Damp rated

Sample Program

Try our LED retrofits in your project with no risk. Sample quantities* are available with 60-day terms, and can be returned in original cartons within 60 days. No restocking fee, no questions asked. That’s our “tryout before rollout” guarantee!

*Up to 4 pieces

Powering the Switch to LED



Light Efficient Design

Over 100 models available

Replaces up to 1000W HID

Design and utility patents (pending)

-40°F to +122°F ambient temperature range
with advanced active cooling

CCT from 2200K to 5700K—custom CCT available

UL approved for enclosed fixtures (most models)

UL1598C for all mogul and 120V medium base lamps

50,000 hour rated life

5 year limited warranty

DLC and LDL listed (most models)

FCC part 15 compliant

Built-in surge protection



#1 It's Budget-Friendly

Unlike total fixture replacement, you can retrofit in budget-manageable phases, while achieving energy and maintenance savings.

It Looks Great! #2

While keeping your existing fixture styles consistent, our retrofits provide high CRI and your choice of Kelvin temperatures.

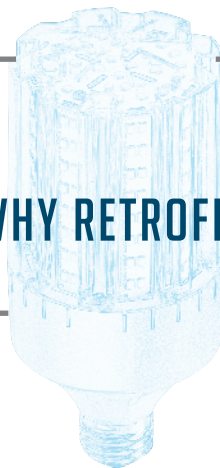
#3 It's Easy

Installation is simple—with our convenient retrofits, you simply bypass the ballast and screw them in, or choose our easiest to install 'Plug 'n Play' models.

It's Upgradeable #4

Technological advances allow us to offer more efficient, high-powered LEDs at a lower cost. Easy upgrades and installation prevents you from being stuck with outdated fixtures.

WHY RETROFIT?



#5 It's Accredited



lighting facts™

LM-80

LM-79



CE

RoHS

HIGH BAY

Ballast Bypass—Internal Driver

Smartest choice for energy savings

SERIES 1

- ▶ Broadest selection of products
- ▶ Eliminates the worry of ballast failure



100W
LED-8036M

Replaces up to
250W



140W
LED-8030M*

Replaces up to
400W

* Design Patent
D723,194

**Aims light upward,
sideways, and down**



140W
LED-8032M*

Replaces up to
400W

* Design Patent
29/519,210


**Total downlight
for ultra-high ceilings**

Ballast Bypass—External Driver

SERIES 2

- ▶ Dimmable with required LED dimming controller
- ▶ Silent operation means less disturbance in your environment
- ▶ External driver can be mounted up to 250' away

Also available with 480V driver



Dimmable 3 Ways!

- ▶ 0-10V DC dimming
- ▶ PWM (Pulse Width Modulation)
- ▶ Resistive



150W
LED-8034M

Replaces up to
400W

**Suitable for
open fixtures only**



300W
LED-8050M

Replaces up to
1000W

Ballast Compatible—Plug 'n Play

SERIES 3

- ▶ Compatible with pulse or probe start magnetic metal halide ballasts
- ▶ Easiest to install—simply screw into existing socket



No special wiring needed



100W
LED-8036M

Replaces
250W and 320W
Mogul base



140W
LED-8030M

Replaces
320W and 400W
Mogul base

**Aims light upward,
sideways, and down**



140W
LED-8032M

Replaces
320W and 400W
Mogul base

**Total downlight for
ultra-high ceilings**

LED for HID RETROFIT

A simple upgrade to your existing high bay fixtures that can be done today!



Retrofits into the most popular high bay fixtures

Ideal for use in:
 Large retail spaces
 Industrial spaces
 Auditoriums
 Gymnasiums
 Warehouses
 Factories



Ballast Bypass – Internal Driver SERIES 1											
DESCRIPTION			LUMENS	REPLACES	LED POWER	BASE	CGT			DIMENSIONS	
LED-8036M 100W HIGH / LOW BAY LIGHTING	LED-8036M40-A	LED-8036M40-A (120V) LED-8036M40C-A (347V)	10656 - 120V 10902 - 347V	250W	100W	EX39	4000K	✓	✓	7.75" x 7.9"	
	LED-8036M57-A	LED-8036M57-A (120V) LED-8036M57C-A (347V)	10798 - 120V 11015 - 347V				5700K	✓	✓		
LED-8030M 140W HIGH BAY LIGHTING	LED-8030M40-A	LED-8030M40-A (120V) LED-8030M40C-A (347V)	15763 - 120V 15667 - 347V	400W	140W	EX39	4000K	✓	✓	9.5" x 9.1"	
	LED-8030M57A	LED-8030M57-A (120V) LED-8030M57C-A (347V)	15911 - 120V 15966 - 347V				5700K	✓	✓		
LED-8032M 140W HIGH BAY LIGHTING	LED-8032M40-A	LED-8032M40-A (120V) LED-8032M40C-A (347V)	16407 - 120V 16668 - 347V	400W	140W	EX39	4000K	✓	✓	9.5" x 9.1"	
	LED-8032M57-A	LED-8032M57-A (120V) LED-8032M57C-A (347V)	16605 - 120V 16923 - 347V				5700K	✓	✓		
Ballast Bypass – External Driver SERIES 2											
LED-8034M 150W HIGH BAY LIGHTING	LED-8034M50	LED-8034M50 (120V)	19344	400W	150W	EX39	5000K	✓	✓	10" x 10"	
	LED-8034M50-HV (480V)	LED-8034M50-HV (347V)	19022				5000K	✓	✓		
LED-8050M 300W HIGH BAY LIGHTING	LED-8050M50	LED-8050M50 (120V)	34153	1000W	300W	EX39	5000K	✓	✓	12.5" x 12.5"	
	LED-8050M50-HV (480V)	LED-8050M50-HV (347V)	33533				5000K	✓	✓		
Ballast Compatible – Plug 'n Play SERIES 3											
DESCRIPTION			LUMENS	REPLACES	LED POWER	SYSTEM POWER	ENERGY SAVINGS*	BASE	CGT		DIMENSIONS
LED-8036M 100W HIGH / LOW BAY LIGHTING	LED-8036M40-MHBC	LED-8036M40-MHBC	11046	Up to 250W	100W	111W	176W	EX39	4000K	✓	7.75" x 7.9"
	LED-8036M57-MHBC	LED-8036M57-MHBC	10096						5700K	✓	
LED-8030M 140W HIGH BAY w/UP-LIGHT	LED-8030M40-MHBC	LED-8030M40-MHBC	18619	Up to 400W	140W	194W	266W	EX39	4000K	✓	9.5" x 9.1"
	LED-8030M57-MHBC	LED-8030M57-MHBC	17047						5700K	✓	
LED-8032M 140W HIGH BAY LIGHTING	LED-8032M40-MHBC	LED-8032M40-MHBC	19578	Up To 400W	140W	194W	266W	EX39	4000K	✓	9.5" x 9.1"
	LED-8032M57-MHBC	LED-8032M57-MHBC	17892						5700K	✓	

*Energy savings is calculated using the wattage you are replacing multiplied by 1.15, then subtracting the system power from that number.
 For example, using LED-8032M the calculation is:
 400W x 1.15 = 460
 460 - 208 = **252 Savings**



VOLTAGE: 120-277VAC 120-347VAC • >80 CRI • 50,000 HOUR RATED LIFE • 5 YEAR WARRANTY

HIGH BAY FIXTURES

High Output LED Performance in a Self-Contained High Bay Luminaire



LED for **HID**
RETROFIT



150W
LED-9150

Replaces up to 400W




A simple and cost effective way to light large spaces





300W
LED-9300

Replaces up to 1000W

- ▶ High efficacy >125 LPW
- ▶ High foot candles:
 - 150W - 5.5FC @ 34'
 - 300W - 5.5FC @ 51'
- ▶ 120° LED beam angle for wide, even distribution
- ▶ 5000K CCT
- ▶ Hanging cables included

DESCRIPTION			LUMENS	POWER USED	REPLACES	BASE	CCT		DIMENSIONS
LED-9150 150W High Bay Luminaire	LED-9150-50K	LED-9150-50K	18780	150W	400W	NA	5000K	✓	24" x 24" x 2.5"
LED-9300 300W High Bay Luminaire	LED-9300-50K	LED-9300-50K	38533	300W	1000W	NA	5000K	✓	48" x 24" x 2.5"

VOLTAGE:   120-277VAC • >80 CRI • 50,000 HOUR RATED LIFE • 5 YEAR WARRANTY



LOW BAY



Perfect retrofit
for parking
garages

Ballast Bypass—Internal Driver

SERIES
1

- ▶ Low profile is ideal for projecting light to the ground
- ▶ Bright LED provides a well lit and safe camera-conductive environment



52W
LED-8025E*

Replaces up to
175W

Edison base



* Design Patent
29/415,685
Utility Patent Pending
13/645,209



52W
LED-8025M*

Replaces up to
175W

Mogul base

60W
LED-8035E*

Replaces up to
175W

Edison base



Uplight provides ceiling
illumination and eliminates
cave effect

* Design Patent
29/461,332
Utility Patent Pending
14/035,504

SERIES
3

Ballast Compatible—Plug 'n Play



60W
LED-8035E

Replaces
175W and 250W
Edison base



No special wiring needed

- ▶ Compatible with pulse or probe start magnetic metal halide ballasts
- ▶ Easiest to install—simply screw into existing socket

Ballast Bypass – Internal Driver SERIES 1											
DESCRIPTION			LUMENS	REPLACES	LED POWER	BASE	CCT			DIMENSIONS	
LED-8025E 52W LOW BAY LIGHTING	LED-8025E42	LED-8025E42C	5498	175W	52W	E26 Edison	4200K	✓		6.1" x 7.8"	
	LED-8025E57	LED-8025E5C	5773				5700K	✓			
LED-8025M 52W LOW BAY LIGHTING	LED-8025M42	LED-8025M42C	5498	175W	52W	E39 Mogul	4200K	✓	✓	6.6" x 7.8"	
	LED-8025M57	LED-8025M57C	5773				5700K	✓	✓		
LED-8035E 60W LOW BAY w/ UP-LIGHTING	LED-8035E40-A	LED-8035E40C-A	6684	175W	60W	E26 Edison	4000K	✓		6.1" x 7.8"	
	LED-8035E57-A	LED-8035E57C-A	7062				5700K	✓			
Ballast Compatible – Plug 'n Play SERIES 3											
DESCRIPTION			LUMENS	REPLACES	LED POWER	SYSTEM POWER	ENERGY SAVINGS*	BASE	CCT		DIMENSIONS
LED-8035E 60W LOW BAY w/UP-LIGHT	LED-8035E40-MHBC	LED-8035E40-MHBC	5773	Up To 175W	60W	91W	110W	E26 Edison	4000K	✓	6.1" x 7.8"
	LED-8035E57-MHBC	LED-8035E57-MHBC	5266						5700K	✓	

VOLTAGE: 120-277VAC 120-347VAC • >80 CRI • 50,000 HOUR RATED LIFE • 5 YEAR WARRANTY

*Energy savings is calculated using the wattage you are replacing multiplied by 1.15, then subtracting the system power from that number.

For example, using LED-8032M the calculation is:
400W x 1.15 = 460
460 - 208 = **252 Savings**



ON ALL MODELS



SHOE BOX / WALL PACK

Ballast Bypass—Internal Driver

SERIES 1



Smartest choice for energy savings

- ▶ All models rotate easily once secured tightly in sockets
- ▶ Pinpoint directional light so no lumens are lost in the box
- ▶ Eliminates the worry of ballast failure



30W
LED-8087E

Replaces up to 100W

Edison base



30W
LED-8087M

Replaces up to 100W

Mogul base



50W
LED-8088E

Replaces up to 175W

Edison base



50W
LED-8088M

Replaces up to 175W

Mogul base



80W
LED-8089M

Replaces up to 250W

Mogul base

120W
LED-8090M-A

Replaces up to 400W

Mogul base



Ballast Compatible—Plug 'n Play

SERIES 3



No special wiring needed

- ▶ Compatible with pulse or probe start magnetic metal halide ballasts
- ▶ Easiest to install—simply screw into existing socket



50W
LED-8088E

Replaces 175W and 250W

Edison base



50W
LED-8088M

Replaces 175W and 250W

Mogul base



80W
LED-8089M

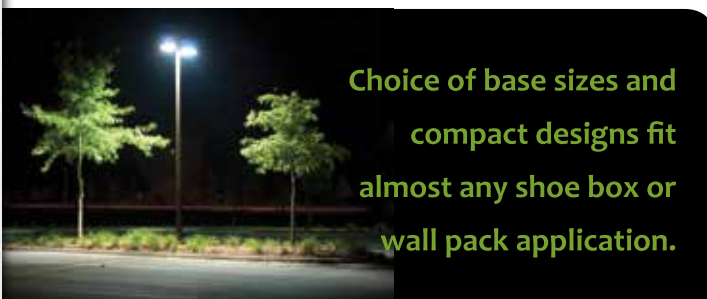
Replaces 250W and 320W

Mogul base

120W
LED-8090M

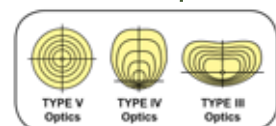
Replaces 320W and 400W

Mogul base



Choice of base sizes and compact designs fit almost any shoe box or wall pack application.

LED-8090M offers choice of optics





Ballast Bypass – Internal Driver SERIES 1										
DESCRIPTION			LUMENS	REPLACES	LED POWER	BASE	CCT			DIMENSIONS
LED-8087E 30W SHOE BOX / WALL PACK Type V Optics	LED-8087E30-A	LED-8087E30-A (120V)	3477	100W	30W	E26 Edison	3000K	✓		6" x 2.75"
	LED-8087E40-A	LED-8087E40-A (120V) LED-8087E40C-A (347V)	4171 - 120V 3992 - 347V				4000K	✓		
	LED-8087E57-A	LED-8087E57-A (120V) LED-8087E57C-A (347V)	4225 - 120V 4058 - 347V				5700K	✓		
LED-8087M 30W SHOE BOX / WALL PACK Type V Optics	LED-8087M40-A	LED-8087M40-A (120V) LED-8087M40C-A (347V)	4171 - 120V 3992 - 347V	100W	30W	E39 Mogul	4000K	✓		6.7" x 2.75"
	LED-8087M57-A	LED-8087M57-A (120V) LED-8087M57C-A (347V)	4225 - 120V 4058 - 347V				5700K	✓		
	LED-8088E30	LED-8088E30C (120V)	5691				3000K	✓		
LED-8088E 50W SHOE BOX / WALL PACK Type V Optics	LED-8088E40	LED-8088E40C (120-347V)	5946	175W	50W	E26 Edison	4000K	✓		7.9" x 3.75"
	LED-8088E57	LED-8088E57C (120-347V)	5826				5700K	✓		
	LED-8088M30	LED-8088M30C (120-347V)	5697				3000K	✓		
LED-8088M 50W SHOE BOX / WALL PACK Type V Optics	LED-8088M40	LED-8088M40C (120-347V)	5946	175W	50W	E39 Mogul	4000K	✓	✓	8.5" x 3.75"
	LED-8088M57	LED-8088M57C (120-347V)	5870				5700K	✓	✓	
	LED-8089M30	LED-8089M30C	7137				3000K	✓	✓	
LED-8089M 80W SHOE BOX / WALL PACK Type V Optics	LED-8089M40	LED-8089M40C	6910	250W	80W	E39 Mogul	4000K	✓	✓	11.4" x 4.3"
	LED-8089M50	LED-8089M50C	7403				5000K	✓	✓	
	LED-8090M30-A	LED-8090M30-A (120V)	10667				3000K	✓	✓	
LED-8090M 120W SHOE BOX / WALL PACK Type V Optics	LED-8090M40-A	LED-8090M40-A (120V) LED-8090M40C-A (347V)	12293 - 120V 11605 - 347V	400W	120W	E39 Mogul	4000K	✓	✓	11.4" x 4.3"
	LED-8090M50-A	LED-8090M50-A (120V) LED-8090M50C-A (347V)	12590 - 120V 11760 - 347V				5000K	✓	✓	
	LED-8090M4T4-A	LED-8090M4C4-A	8493				4000K	✓	✓	
LED-8090M 120W SHOE BOX / WALL PACK Type IV Optics	LED-8090M5T4-A	LED-8090M5C4-A	10165	400W	120W	E39 Mogul	5000K	✓	✓	11.4" x 4.3"
	LED-8090M4T3-A	LED-8090M4C3-A	9584				4000K	✓	✓	
LED-8090M 120W SHOE BOX / WALL PACK Type III Optics	LED-8090M5T3-A	LED-8090M5C3-A	10566	400W	120W	E39 Mogul	5000K	✓	✓	11.4" x 4.3"

Ballast Compatible – Plug 'n Play SERIES 3											
DESCRIPTION			LUMENS	REPLACES	LED POWER	SYSTEM POWER	ENERGY SAVINGS*	BASE	CCT		DIMENSIONS
LED-8088E 50W SHOE BOX/WALL PACK	LED-8088E40-MHBC	LED-8088E40-MHBC	5188	175W	50W	91W	110W	E26 Edison	4000K	✓	7.9" x 3.75"
	LED-8088E57-MHBC	LED-8088E57-MHBC	6282						5700K	✓	
LED-8088M 50W SHOE BOX/WALL PACK	LED-8088M40-MHBC	LED-8088M40-MHBC	5188	175W	50W	91W	110W	E39 Mogul	4000K	✓	8.5" x 3.75"
	LED-8088M57-MHBC	LED-8088M57-MHBC	6282						5700K	✓	
LED-8089M 80W SHOE BOX/WALL PACK	LED-8089M40-MHBC	LED-8089M40-MHBC	7941	250W	80W	101W	186W	E39 Mogul	4000K	✓	11.4" x 4.3"
	LED-8089M50-MHBC	LED-8089M50-MHBC	7635						5000K	✓	
LED-8090M 120W SHOE BOX/WALL PACK	LED-8090M40-MHBC	LED-8090M40-MHBC	9929	400W	120W	164W	296W	E39 Mogul	4000K	✓	11.4" x 4.3"
	LED-8090M50-MHBC	LED-8090M50-MHBC	10810						5000K	✓	

*Energy Savings is calculated using the wattage you are replacing multiplied by 1.15, then subtracting the system power from that number.

For example, using LED-8090M the calculation is:
 400W x 1.15 = 460
 460 - 154 = **306W Savings**

While supplies last



ON ALL MODELS

Utility Patent Pending 14/710,301



VOLTAGE: 120-277VAC 120-347VAC • >80 CRI • 50,000 HOUR RATED LIFE • 5 YEAR WARRANTY

RECESSED CAN

Ballast Bypass—Internal Driver

Smartest choice for energy savings



- ▶ Broadest selection of products
- ▶ Eliminates the worry of ballast failure



30W
LED-8055E*
 Replaces up to 100W
 120° beam angle
 Edison base



30W
LED-8055M*
 Replaces up to 100W
 120° beam angle
 Mogul base



Penetrating light—
optimal for high ceilings!



50W
LED-8045M
 Replaces up to 175W
 45° beam angle

Ballast Bypass—External Driver

Silent operation means less disturbance in your environment



- ▶ External driver can be mounted up to 250' away
- ▶ Dimmable with required LED dimming controller



Dimmable 3 Ways!

- ▶ 0-10V DC dimming
- ▶ PWM (Pulse Width Modulation)
- ▶ Resistive



30W
LED-8081E

Replaces up to
 100W HID or 300W
 Halogen
 120° beam angle
 Edison base



45W
LED-8082M

Replaces up to
 175W HID or 500W
 Halogen
 120° beam angle
 Mogul base



External Driver



can be mounted up to 250' away!





For use in 6-inch (or larger) recessed fixtures



ON ALL MODELS
except LED-8081
and LED-8082

Ballast Bypass – Internal Driver SERIES 1										
DESCRIPTION			LUMENS	REPLACES	LED POWER	BASE	CCT			DIMENSIONS
LED-8055E 30W HI-POWER RECESSED CAN	LED-8055E27	LED-8055E27C	2537	100W	30W	E26 Edison	2700K	✓		6" x 4.7"
	LED-8055E42	LED-8055E42C	2841				4200K	✓		
	LED-8055E57	LED-8055E57C	2885				5700K	✓		
LED-8055M 30W HI-POWER RECESSED CAN	LED-8055M27	LED-8055M27C	2537	100W	30W	E39 Mogul	2700K	✓	✓	6.8" x 4.7"
	LED-8055M42	LED-8055M42C	2841				4200K	✓	✓	
	LED-8055M57	LED-8055M57C	2885				5700K	✓	✓	
LED-8045M 50W HI-POWER RECESSED CAN	LED-8045M27	LED-8045M27C	4508	175W	50W	E39 Mogul	2700K	✓	✓	7.1" x 4.7"
	LED-8045M42	LED-8045M42C	4677				4200K	✓	✓	
	LED-8045M50	LED-8045M50C	4684				5000K	✓	✓	
LED-8055 30W POOL/SPA COLOR CHANGING	LED-8055EC	NA	NA	>300W Halogen	30W	E26 Edison	NA	✓		6" x 4.7"
LED-8055 30W POOL/SPA WHITE	LED-8055EW	NA	NA	>300W Halogen	30W	E26 Edison	NA	✓		6" x 4.7"
Ballast Bypass – External Driver SERIES 2										
LED-8081E 30W RECESSED CAN w/External Driver DIMMABLE	LED-8081E27	LED-8081E27 (120V)	2927	100W HID or 300W Quartz Halogen	30W	E26 Edison	2700K	✓		8.25" x 5"
	LED-8081E40	LED-8081E40 (120V)	3509				4200K	✓		
	LED-8081E57	LED-8081E57 (120V)	3567				5700K	✓		
LED-8082M 45W RECESSED CAN w/External Driver DIMMABLE	LED-8082M27	LED-8082M27 (120V)	3985	175W HID or 500W Quartz Halogen	45W	E39 Mogul	2700K	✓	✓	8.5" x 5"
	LED-8082M40	LED-8082M40 (120V)	5010				4000K	✓	✓	
	LED-8082M57	LED-8082M57 (120V)	5229				5700K	✓	✓	

VOLTAGE: 120-277VAC 120-347VAC • >80 CRI • 50,000 HOUR RATED LIFE • 5 YEAR WARRANTY



POST TOP

Ballast Bypass—Internal Driver

All models feature top-mounted LEDs

SERIES 1

- ▶ Eliminates the worry of ballast failure
- ▶ Smartest choice for energy savings



35W
LED-8033E-A

Replaces up to 150W
Edison base



45W
LED-8024E-A

Replaces up to 175W
Edison base



45W
LED-8024M-A

Replaces up to 175W
Mogul base



65W
LED-8046M-A

Replaces up to 250W
Mogul base



100W
LED-8027M-A

Replaces up to 400W
Mogul base



Ballast Bypass—External Driver

SERIES 3

- ▶ Unique and innovative shape mimics that of traditional HID lamps
- ▶ Dimmable with required LED dimming controller



Dimmable 3 Ways!

- ▶ 0-10V DC dimming
- ▶ PWM (Pulse Width Modulation)
- ▶ Resistive



External Driver

can be mounted up to 250' away!



30W
LED-8083E

Replaces up to 100W
Edison base



45W
LED-8084M

Replaces up to 175W
Mogul base



60W
LED-8085M

Replaces up to 250W
Mogul base



8 Models to Choose From!

Maintain your current fixture style with an energy efficient, easy retrofit!



Ballast Bypass – Internal Driver SERIES 1										
DESCRIPTION			LUMENS	REPLACES	LED POWER	BASE	CCT			DIMENSIONS
LED-8033E-A 35W POST TOP SITE LIGHTING	LED-8033E30-A	LED-8033E30C-A	4239 - US 4740 - CA	175W	35W	E26 Edison	3000K	✓		8.3" x 3.3"
	LED-8033E40-A	LED-8033E40C-A	5468 - US 5671 - CA				4000K	✓		
	LED-8033E57-A	LED-8033E57C-A	5617 - US 5537 - CA				5700K	✓		
LED-8024E-A 45W POST TOP SITE LIGHTING	LED-8024E30-A	LED-8024E30C-A	6062 - US 5879 - CA	175W	45W	E26 Edison	3000K	✓		9.6" x 3.3"
	LED-8024E40-A	LED-8024E40C-A	5328 - US 6600 - CA				4000K	✓		
	LED-8024E57-A	LED-8024E57C-A	5561 - US 6646 - CA				5700K	✓		
LED-8024M-A 45W POST TOP SITE LIGHTING	LED-8024M30-A	LED-8024M30C-A	5893 - US 5856 - CA	175W	45W	E39 Mogul	3000K	✓	✓	9.75" x 3.3"
	LED-8024M40-A	LED-8024M40C-A	5924 - US 6740 - CA				4000K	✓	✓	
	LED-8024M57-A	LED-8024M57C-A	5913 - US 6818 - CA				5700K	✓	✓	
LED-8046M-A 65W POST TOP SITE LIGHTING	LED-8046M30-A	LED-8046M30C-A	8450 - US 8471 - CA	250W	65W	E39 Mogul	3000K	✓	✓	11.1" x 4.1"
	LED-8046M40-A	LED-8046M40C-A	9587 - US 9619 - CA				4000K	✓	✓	
	LED-8046M57-A	LED-8046M57C-A	9499 - US 9440 - CA				5700K	✓	✓	
LED-8027M-A 100W POST TOP SITE LIGHTING	LED-8027M30-A	LED-8027M30C-A	12486 - US 13304 - CA	400W	100W	E39 Mogul	3000K	✓	✓	11.8" x 4.5"
	LED-8027M40-A	LED-8027M40C-A	14666 - US 14736 - CA				4000K	✓	✓	
	LED-8027M57-A	LED-8027M57C-A	12904 - US 12881 - CA				5700K	✓	✓	
Ballast Bypass – External Driver SERIES 2										
LED-8083E 30W POST TOP w/External Driver DIMMABLE	LED-8083E30	LED-8083E30 (120V)	3661	100W	30W	E26 Edison	3000K	✓		6.5" x 3.1"
	LED-8083E40	LED-8083E40 (120V)	3919				4000K	✓		
	LED-8083E57	LED-8083E57 (120V)	3955				5700K	✓		
LED-8084M 45W POST TOP w/External Driver DIMMABLE	LED-8084M42	LED-8084M42 (120V)	4273	175W	45W	E39 Mogul	4200K	✓	✓	10.6" x 4.25"
	LED-8084M57	LED-8084M57 (120V)	4509				5700K	✓	✓	
LED-8085M 60W POST TOP w/External Driver DIMMABLE	LED-8085M42	LED-8085M42 (120V)	5807	250W	60W	E39 Mogul	4200K	✓	✓	10.6" x 4.25"
	LED-8085M57	LED-8085M57 (120V)	6130				5700K	✓	✓	

VOLTAGE: 120-277VAC 120-347VAC • >80 CRI • 50,000 HOUR RATED LIFE • 5 YEAR WARRANTY



ON ALL MODELS
except LED-8083, LED-8084
and LED-8085



BOLLARD

Ballast Bypass the—Internal Driver

SERIES 1



All models feature top-mounted LEDs



- ▶ Eliminates the worry of ballast failure
- ▶ Smartest choice for energy savings



14W
LED-8038E-A

Replaces up to 50W
Edison base



18W
LED-8039E-A

Replaces up to 70W
Edison base



24W
LED-8029E-A

Replaces up to 100W
Edison base



24W
LED-8029M-A

Replaces up to 100W
Mogul base




Ballast Bypass – Internal Driver SERIES 1										
DESCRIPTION			LUMENS	REPLACES	LED POWER	BASE	CGT			DIMENSIONS
LED-8038E-A 14W BOLLARD JELLY JAR SITE LIGHTING	LED-8038E30-A	LED-8038E30-A (120V) LED-8038E30C-A (347V)	1840 - 120V 1789 - 347V	50W	14W	E26 Edison	3000K	✓		5.4" x 2.6"
	LED-8038E40-A	LED-8038E40-A (120V) LED-8038E40C-A (347V)	2065 - 120V 2037 - 347V				4000K	✓		
	LED-8038E57-A	LED-8038E57-A (120V) LED-8038E57C-A (347V)	2217 - 120V 2155 - 347V				5700K	✓		
LED-8039E-A 18W BOLLARD JELLY JAR SITE LIGHTING	LED-8039E30-A	LED-8039E30-A (120V) LED-8039E30C-A (347V)	2758 - 120V 2919 - 347V	70W	18W	E26 Edison	3000K	✓		6.1" x 2.6"
	LED-8039E40-A	LED-8039E40-A (120V) LED-8039E40C-A (347V)	2983 - 120V 3053 - 347V				4000K	✓		
	LED-8039E57-A	LED-8039E57-A (120V) LED-8039E57C-A (347V)	2465 - 120V 2695 - 347V				5700K	✓		
LED-8029E-A 24W BOLLARD POST TOP SITE LIGHTING	LED-8029E30-A	LED-8029E30-A (120V) LED-8029E30C-A (347V)	3024 - 120V 3099 - 347V	100W	24W	E26 Edison	3000K	✓		6.75" x 2.9"
	LED-8029E40-A	LED-8029E40-A (120V) LED-8029E40C-A (347V)	3422 - 120V 3568 - 347V				4000K	✓		
	LED-8029E57-A	LED-8029E57-A (120V) LED-8029E57C-A (347V)	3425 - 120V 3426 - 347V				5700K	✓		
LED-8029M-A 24W BOLLARD POST TOP SITE LIGHTING	LED-8029M30-A	LED-8029M30-A (120V) LED-8029M30C-A (347V)	3431 - 120V 3129 - 347V	100W	24W	E39 Mogul	3000K	✓	✓	6.75" x 2.9"
	LED-8029M40-A	LED-8029M40-A (120V) LED-8029M40C-A (347V)	3374 - 120V 3405 - 347V				4000K	✓	✓	
	LED-8029M57-A	LED-8029M57-A (120V) LED-8029M57C-A (347V)	3374 - 120V 3165 - 347V				5700K	✓	✓	

VOLTAGE: 120-277VAC 347VAC • >80 CRI • 50,000 HOUR RATED LIFE • 5 YEAR WARRANTY



ON ALL MODELS
except LED-8038
and LED-8039






Light Efficient Design, the industry's leading brand in the LED retrofit lighting category, offers LED solutions beyond HID retrofit. We offer a complete array of energy-saving LED retrofit and replacement products for PL, Linear T8, and horticultural applications. Making the switch to LED is easily attainable with our broad product selection.



Light Efficient Design is truly transforming light by...

Powering the Switch to LED





**7W
LED-7324**

Replaces up to 26W



Long lasting LED alternative for walls or recessed areas in offices, hotels, lobbies, schools, etc.

**7W
LED-7318**

Replaces up to 26W



**10W
LED-7302
LED-7304**

Replaces up to 26W



**11W
LED-7320**

Replaces up to 26W



DESCRIPTION			LUMENS	REPLACES	LED POWER	BASE	BEAM ANGLE	CCT	DIMENSIONS	COMPATIBILITY	BASE ORIENTATION
LED-7322 7W PL - 2 PIN GEN 3 UNIVERSAL	LED-7322-27A	NA	849	Up to 26W	7W	G24d	120°	2700K	6.2" x 1.4"	Magnetic + Line Voltage	Horizontal
	LED-7322-35A	NA	869					3500K			
	LED-7322-40A	NA	887					4000K			
LED-7311 7W PL - 2 PIN GEN 3 UNIVERSAL	LED-7311-27A	NA	815	Up to 26W	7W	G23-2	120°	2700K	5.75" x 1.374"	Magnetic + Line Voltage	Horizontal
	LED-7311-35A	NA	883					3500K			
	LED-7311-40A	NA	892					4000K			
LED-7312 7W PL - 2 PIN GEN 3 UNIVERSAL	LED-7312-27A	NA	801	Up to 18W	7W	GX23	120°	2700K	5.75" x 1.374"	Magnetic + Line Voltage	Horizontal
	LED-7312-35A	NA	899					3500K			
	LED-7312-40A	NA	914					4000K			
LED-7324 7W PL - 4 PIN BALLAST COMPATIBLE	LED-7324-27A	NA	1200	26W	7W	G24q and GX24q	120°	2700K	5.75" x 1.374"	Electronic Ballast	Horizontal
	LED-7324-35A	NA	1200					3500K			
	LED-7324-40A	NA	1200					4000K			
LED-7302 10W PL - 2 PIN UNIVERSAL	NA	LED-7302-35C-A	932	26W	10W	G24d	180°	3500K	5.5" x 2.2"	Magnetic + Line Voltage	Horizontal
	NA	LED-7302-42C-A	1013					4200K			
LED-7304 10W PL - 4 PIN UNIVERSAL	NA	LED-7304-35C-A	920	26W	10W	G24q	180°	3500K	5.5" x 2.2"	Electronic Ballast	Horizontal
	NA	LED-7304-42C-A	1032					4200K			
LED-7306 10W PL - 2 PIN UNIVERSAL	LED-7306-35A	LED-7306-35C-A	1043	26W	10W	G24d	120°	3500K	6.11" x 3.78"	Magnetic + Line Voltage	Vertical
	LED-7306-42A	LED-7306-42C-A	1071					4200K			
LED-7308 10W PL - 4 PIN BALLAST BYPASS	LED-7308-35A	LED-7308-35C-A	1085	26W	10W	G24q	120°	3500K	6.11" x 3.78"	Line Voltage	Vertical
	LED-7308-42A	LED-7308-42C-A	1037					4200K			
LED-7320 11W PL - 4 PIN UNIVERSAL	LED-7320-27A	NA	1065	26W	11W	G24q and GX24q	360°	2700K	6.2" x 1.4"	Electronic Ballast + Line Voltage	Omni-directional
	LED-7320-35A	NA	1100					3500K			
	LED-7320-40A	NA	1167					4000K			
LED-7318 12W PL - 4 PIN BALLAST COMPATIBLE	LED-7318-27A	NA	1100	26W	12W	G24q and GX24q	140°	2700K	3.78" x 2.99"	Electronic Ballast	Vertical
	LED-7318-35A	NA	1100					3500K			
	LED-7318-40A	NA	1100					4000K			

VOLTAGE: 120-277VAC 120-347VAC • >80 CRI • >25,000 HOUR RATED LIFE • 5 YEAR WARRANTY



Universal Design! Works with ballast or line voltage

**7W
LED-7311**

Replaces 26W
G23-2 - 2-pin PL
Magnetic ballast

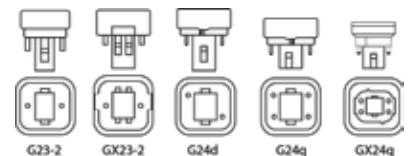


**7W
LED-7312**

Replaces 13-18W
GX23-2 - 2-pin PL
Magnetic ballast

**7W
LED-7322**

Replaces up to 26W
G24d - 2-pin PL
Magnetic ballast



LINEAR T8 TUBE



Energy-Saving Replacement for Fluorescent T8 Tubes

Ballast Bypass—Internal Driver



10W

LED-6111

Replaces up to 17W

2 foot

12.7W

LED-6123

Replaces up to 25W

3 foot

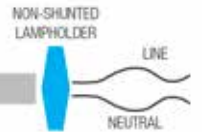
18W

LED-6115

Replaces up to 32W

4 foot

SINGLE-ENDED POWER



Ballast Compatible—Plug 'n Play



18W

LED-6204

Replaces up to 32W

4 foot



Ballast Bypass – Internal Driver SERIES 1									
DESCRIPTION			LUMENS	REPLACES	LED POWER	BASE	CCT		DIMENSIONS
4' T8 LED 18W FROSTED LENS	LED-6115-4-40K-TFR	NA	1880	32W	18W	G13	4000K	✓	47.2" x 1.125"
	LED-6115-4-50K-TFR	NA					5000K	✓	
2' T8 LED 10W FROSTED LENS	LED-6111-UL-2-40K-BFR	NA	1000	17W	10W	G13	4000K	✓	23.1" x 1.125"
3' T8 LED 12.7W FROSTED LENS	LED-6123-UL-3-40K-BFR	NA	1346	25W	12.7W	G13	4000K	✓	35.1" x 1.125"
Ballast Compatible - Internal Driver SERIES 3									
4' T8 LED 18W FROSTED LENS	LED-6204-4-40K-TFR	LED-6204-4-40K-TFR	1880	32W	18W	G13	4000K	✓	47.2" x 1.125"
	LED-6204-4-50K-TFR	LED-6204-4-50K-TFR					5000K	✓	

VOLTAGE: 120-277VAC • >80 CRI • 50,000 HOUR RATED LIFE • 5 YEAR WARRANTY



SimuLight grow lights provide a reliable and effective solution for agricultural lighting. Using the latest scientific research, SimuLight grow lights help growers achieve higher yields and ROI.

Ideal for use in:
Greenhouses and Indoor Grows
Hydroponics and Aquaponics
Vertical Grows
Custom Applications

Basic Grow Light Fixture

Commercial Grow Light Retrofits



125W
LED-9650G-T
 Replaces up to 250W

17W
LED-9670G
 Replaces up to 32W
4 foot



150W
LED-8032MGB
 Replaces up to 400W
EX39 base



Variable Spectrum Programmable Grow Light Fixtures



180W
LED-9611G
 Replaces up to 400W



360W
LED-9613G
 Replaces up to 600W



540W
LED-9614G
 Replaces up to 1000W



LED-9620GA
 Remote Control

Commercial Grow Light Fixtures

150W
LED-9640G
 Replaces up to 400W

600W
LED-9640G
 Replaces up to 1200W



Whatever Your Crop,
 Whatever Your Season...

Grow It Right
with SimuLight!

LED HORTICULTURAL LIGHTING SOLUTIONS

LED Grow Lights - Features and Benefits

Energy Efficiency

Reliability

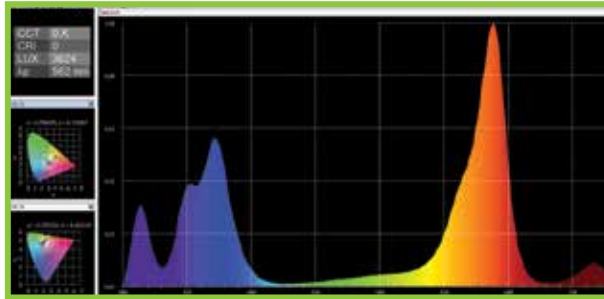
Productivity

Lower Heat Output

Targeted Spectrum



LED-9614G pictured



DESCRIPTION	MODEL	REPLACES	LED POWER	BEAM ANGLE	SPECTRUM	CERT	WEIGHT (LBS)	DIMENSIONS
GROW LIGHT RETROFITS VOLTAGE: 120-277 VAC • UL • 5 YEAR LIMITED WARRANTY								
LED-9670 17W 4' LINEAR RETROFIT	LED-9670-GR-UL-4-FC-S	32W	17W	120°	Full Spectrum and Deep Red	UL US	.81	47.75" x 1" x 1.2"
LED-8032 150W RETROFIT	LED-8032MGB LED-8032MGBC	400W	150W	120°	UV, Blue, Green, Red, Far Red	UL LISTED	3.96	9.5" x 9.1"
GROW LIGHT FIXTURES VOLTAGE: 120-240 VAC • CE • 3 YEAR LIMITED WARRANTY								
LED-9650G 125W FIXTURE	LED-9650G-T	250W	125W	70°	Full Cycle Spectrum: UV, B, G, R, FR and Broad Spectrum	CE	6.0	14" x 9" x 2.5"
COMMERCIAL GROW LIGHT FIXTURE VOLTAGE: 120-277 VAC • UL LISTED IP65 • 5 YEAR LIMITED WARRANTY								
LED-9630G 150W FIXTURE	LED-9630G LED-9630G-HV (240-480vac)	400W	150W	70°	Full Spectrum: R/W/B Blue-20%, 3000K-40%, Red-40%	UL LISTED	15.0	16.5" dia x 7.5" (including bracket)
LED-9640G 150W COMMERCIAL	LED-9640G-A1-150S	Up to 320W	150W	90°	Full Cycle Grow Spectrum, Has UV, Blue, White & Red	UL LISTED	13.00	41" x 8" x 7"
LED-9640G 600W COMMERCIAL	LED-9640G-A1-600S	Up to 1000W	600W	90°	Full Cycle Grow Spectrum, Has UV, Blue, White & Red	UL LISTED	50.00	42" x 37" x 7"
VARIABLE SPECTRUM GROW LIGHT FIXTURE VOLTAGE: 100-277 VAC • CE • 2 YEAR LIMITED WARRANTY								
LED-9611G 180W PROGRAMMABLE	LED-9611G	Up to 300W	180W	78°-105°	3 CH Veg/Bloom/Grow/ All-on. Full Spectrum with UV, IR.	CE	6.60	9" x 15" x 3"
LED-9613G 360W PROGRAMMABLE	LED-9613G	Up to 600W	360W	78°-105°	3 CH Veg/Bloom/Grow/ All-on. Full Spectrum with UV, IR.	CE	11.60	15" x 15" x 3"
LED-9614G 540W PROGRAMMABLE	LED-9614G	Up to 1000W	540W	78°-105°	3 CH Veg/Bloom/Grow/ All-on. Full Spectrum with UV, IR.	CE	15.90	21" x 15" x 3"
ACCESSORIES								
LED-9620 REMOTE CONTROL	LED-9620GA		Optional accessories include a remote control which allows the user to dim and program the lights for a 24-hour schedule. Inter-connection cables are also available to daisy chain the lights to share a program and/or power source. Please see your distributor for details.					

Find Your Sales Representative



- | | | | |
|--|---|--|--|
| 1 Hallmarking – WA/AK
503-265-8028 | 12A Electra Sales – N. TX
972-554-8200 | 21 Professional Lighting Sales – LA
225-296-5906 | 29 Paolicelli & Assoc. – PA/WV
412-276-8816 |
| 2 Pro-Lines Sales & Marketing – OR
503-692-6993 | 12B ETEL – S. TX
713-678-4460 | 22A JE Heusser Agency – AL/FL panhandle
205-936-8513 | 30 Hudson Allianz – VA
804-282-1864 |
| 3 Electro Rep – CA/N. NV
415-332-4100 | 13 Electra Sales – OK
918-688-1863 | 22B Bishop & Brogdon – GA
404-494-4333 | 31 R.C. Colerick – MD/W. DC
410-421-9511 |
| 4 Desert States – Las Vegas
602-268-7008 | 14 RB Sales Corporation – KS/W. MO
816-350-1114 | 23 Gorin Cockrell McCoy – FL
800-241-8657 | 32 Synergy Elec. Sales – E. PA/S. NJ/DE
215-428-1130 |
| 7 Hallmarking – ID
503-265-8028 | 15 RB Sales Corporation – IA/NE/W. IL
319-373-8877 | 24 E.F. Lombardi – NC/SC
704-334-1637 | 33 Bizzarro & Brindisi – Metro NYC/N. NJ
908-757-7010 |
| 8 Wilson Sales – UT/ID
801-292-4867 | 16 Lee Noonan – MN/ND/SD
763-560-1228 | 25 Electrical Sales Assoc. – TN
615-242-2774 | 35 RD Wright – NY North of Westchester
518-966-5980 |
| 9 Desert States – AZ
602-268-7008 | 17 Engineered Rep. Inc. – WI
920-751-3922 | 26 Hasselbach & Assoc. – KY/OH
N. OH - 859-250-1922
S. OH - 513-771-9909 | 36 Flynn & Reynolds – MA/CT/RI/ME/VT
978-454-1098 |
| 10 Electrical Lines – CO/WY/MT
303-722-5721 | 18 McDonald & Assoc. – IL
847-577-0888 | 27 New Century Sales – IN
317-334-9697 | 37 Pacific Rim Connections – HI
808-847-0007 |
| 11 Mountain State Agency – NM
505-867-5805 | 19 Martin Electrical Sales – E. MO
314-966-8659 | 28 Electrical Sales Midwest – MI
248-449-2643 | |
| | 20 Byron-Carson – AR/N. MS/W. TN
901-276-0614 | | |



Canada

- | | |
|---|--|
| 1 Pacific Coast Agency
British Columbia
604-457-1555 | 4 Humelec Associates
Ontario
905-276-3301 |
| 2 Brydan Sales
Alberta
780-328-1520 | 5 Agence Ricard
Quebec
514-250-5043 |
| 3 Industrial Solutions Network
Saskatchewan/Manitoba
306-242-2599 | 6 Munden Enterprises
New Brunswick/Newfoundland
Prince Edward Island
902-405-8545 |

Powering the Switch to LED


Light Efficient Design

(P) 847-380-3540 (F) 847-380-3542

Email: sales@led-llc.com

www.led-llc.com

Distributed By:



For product downloads, go to
www.led-llc.com/documents/technical



Scan to learn
more about
our products >

