




Network Solutions for the
HIGHEST RETURN on your
Infrastructure Investment



2018 Catalog
North America




HDX Fiber Platform
page B11



Atlas-X1™ Copper Connectors
page A8





Pre-Terminated Copper and Fiber Trunks
pages A31, B45



QuickPort® In-Ceiling Bracket
page D4



e2XHD Copper and Fiber Patching
pages A18, B31



Atlas-X1 Cat 8 Patch Cords
page A26



AV Solutions
page C2

Industry-Leading
PRODUCTS



SOLVE Tomorrow's Challenges TODAY

Thank you for choosing Leviton for your network connectivity. We have been a global leader in network cabling systems for three decades now, and we're excited to introduce **new innovations** in this catalog that will help you prepare for data demand in the years to come.



Atlas-X1™ **Category 8** connectivity for 25/40GBASE-T networks



Expanded **high-density fiber patching** options for data centers



SDX **Wall-Mount Enclosures** with new features and sizes



New **control systems** for IT/AV networks in classrooms and conference rooms

A Copper Solutions

B Fiber Solutions

C AV Solutions

D Housings & Wallplates

E Cable Management

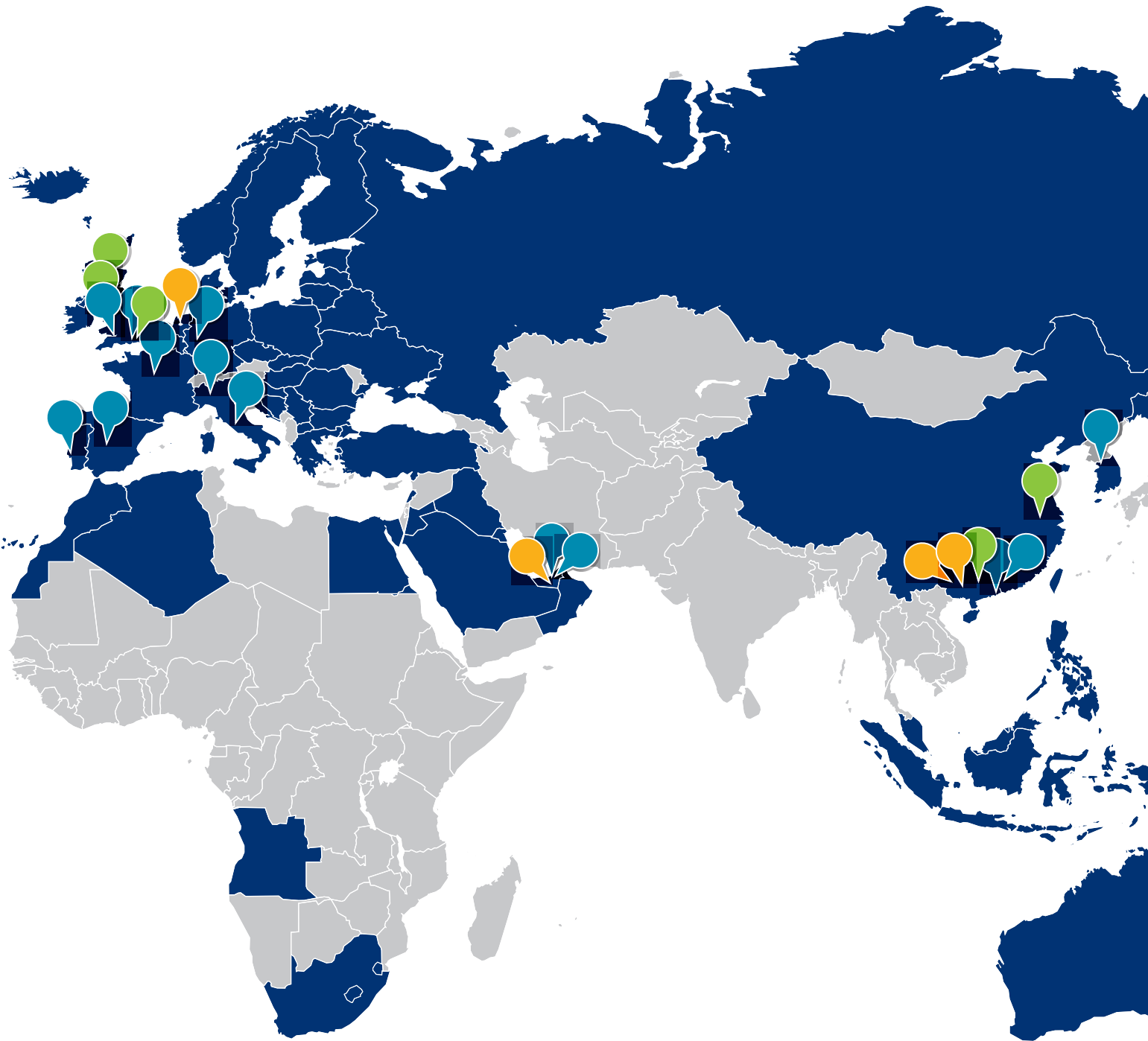
F Power Solutions

G MDU & Hospitality Solutions



Connecting Customers **AROUND THE GLOBE**

Leviton manufactures products to meet global requirements, and we place those products strategically around the world. With distribution locations on every continent, we're ready to serve customers in every location and every industry. So whether you are in California, Colombia, Denmark, or Dubai, you can expect the same exceptional quality and service.

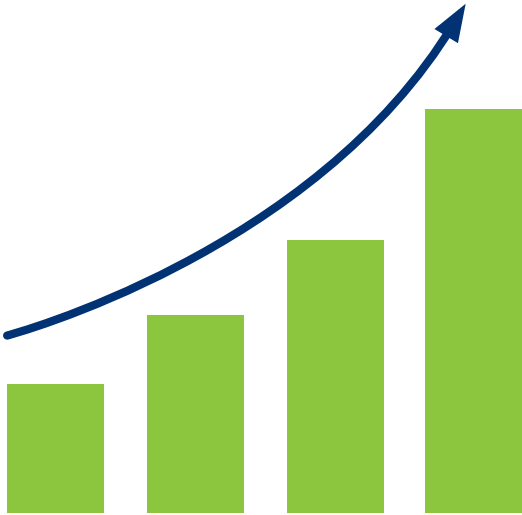


100+
COUNTRIES

20
GLOBAL SALES
OFFICES

8
WAREHOUSES

16
MANUFACTURING
FACILITIES



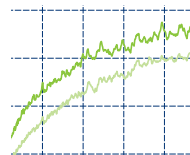
Outstanding **RETURN ON** Infrastructure **INVESTMENT** ROI

We understand that the best value comes from more than a high-quality, affordable product — it means delivering peace of mind. With unbeatable service, best-in-class support, and the reassurance that comes from working with an experienced, stable supplier, you get by far the highest return on infrastructure investment in the industry.



COMMITTED TO CUSTOMERS AND THE ENVIRONMENT

We're dedicated to creating the exact solutions customers require while reducing our carbon footprint. In fact, Leviton's European headquarters is the first carbon neutral structured cabling and connectivity facility in the world.



QUALITY AND PERFORMANCE IN EVERY SOLUTION

We put our products through rigorous testing for high-performance margins in the field. Plus, our systems are tested and certified by third-party labs, with reports posted on our website.



A CULTURE OF INGENUITY AND INNOVATION

Leviton has hundreds of active datacom patents and numerous pioneering "industry firsts." These solutions are created by our talented development teams who work in highly collaborative state-of-the-art environments.



INDUSTRY'S BEST SERVICE AND SUPPORT

Every installation is backed by responsive customer support. This includes a variety of technical teams, including specification engineers, data center designers, and more.



— Premier — **END-TO-END SOLUTIONS**

Whether it's for a server room, conference room, operating room, or classroom, Leviton has complete end-to-end cabling systems for your specific network application. With robust connectivity built in ISO-certified facilities, the widest selection of patch panels on the market, and cable assemblies for every type of network, our infrastructure systems give customers access to a broad set of solutions.



**ADVANCED DATA CENTER
SOLUTIONS**


**BEST-IN-CLASS CATEGORY-RATED
COPPER SYSTEMS**

**HIGH-PERFORMANCE
OPTICAL FIBER SYSTEMS**

**AUDIOVISUAL AND WORK
AREA CONNECTIVITY**

**INTELLIGENT INFRASTRUCTURE
MANAGEMENT**

COPPER SOLUTIONS



SECTION A CONTENTS

COPPER SYSTEMS	A3	Atlas-X1™ / eXtreme® / GigaMax®	PATCH CORDS & PRE-TERMINATED TRUNKS	A25	Introduction
	A5	System Selection Chart		A26	Cat 8 Patch Cords
				A27	Cat 6A Patch Cords
CONNECTORS	A8	Atlas-X1		A28	Cat 6 Patch Cords
	A9	eXtreme & GigaMax		A29	Cat 6 High Flex & Cat 5e Patch Cords
	A10	Plugs & Voice Grade		A30	Secure RJ System
PATCH PANELS & CROSS CONNECT	A11	Introduction		A31	Pre-Terminated Trunks
	A12	Selection Guide	COPPER TOOLS & LABELING	A33	Introduction
	A13	Flat Metal 110-Style		A34	Tools
	A14	Flat Metal QuickPort®		A36	Labeling Solutions
	A15	Flat Composite 110-Style & QuickPort			
	A16	Angled 110-Style & QuickPort			
	A17	Recessed-Flat & Recessed-Angled QuickPort			
	A18	e2XHD Snap-In Cassette Patching System			
	A19	VertiGO® Zero-U QuickPort & SDX			
	A20	Voice-Grade Panels & Labeling Solutions			
	A21	110-Style Wiring Products			
	A24	66 Blocks & Accessories			

COPPER SYSTEMS

Leviton copper systems combine category-rated performance with high-density, user-friendly designs to deliver the industry’s most innovative family of solutions. Whether you are supporting a large enterprise, data center, or small business infrastructure, Leviton has the system to fit your needs. Refer to the system features below and on the following pages for an overview of Leviton’s three copper system brands: Atlas-X1, eXtreme, and GigaMax.

System Features:	Category 8 solutions
	Plenum rated
	High-performance wireless and AV support
	High-density shielded shorter-depth connector for better bend radius
	Advanced features (icons, shutters) for clear network ID and protection
	Unified form factor (Cat 5e to Cat 8) and termination style for easy migration
	Shielded systems for EMI/RFI protection
	Up to 100-watt PoE support
	Performance exceeds the standard
	Margin guarantees for confidence in performance
	Component-rated products available
	Third-party tested and verified
	13 color options
	Limited Lifetime Warranty



Atlas-X1

Mission Critical

Premium category-rated system that delivers the highest level of verified performance and reliability. Supports high-performance wireless, high-definition AV and high-power PoE applications.



eXtreme

Enterprise

Pairs high-quality and performance with a user-friendly design to support fast, easy installations.



GigaMax

Light Commercial, MDU

Delivers proven performance with the reliability you have come to expect from Category 5e applications.



COPPER SYSTEMS

Leviton copper systems are designed to give customers the right level of performance and value to fit their needs. These systems have been tested and verified by third-party labs to meet or exceed industry-standard performance. And they all include a limited lifetime warranty when installed by Leviton certified installers.

Copper Systems

COPPER

	CAT 8	CAT 6A
--	-------	--------

ATLAS-X1™ UTP - MISSION CRITICAL

Connectors	—	6AUJK-xx6
Patch Cords	—	6AS10-xxx
Recommended Patch Panels	—	E2X1F-S48, E2X1A-S48, E2XHD-BRK C1255-H48 (composite, empty) Any empty UTP QuickPort® panel (pgs A14-A19)

ATLAS-X1 SHIELDED - MISSION CRITICAL

Connectors	81SJK-Rx8	6ASJK-xx6
Patch Cords	81Z10-Sxx	6AS10-xxx
Recommended Patch Panels	E2X1F-S48, E2X1A-S48, E2XHD-BRK 4S255-xxx 4S256-xxx	E2X1F-S48, E2X1A-S48, E2XHD-BRK 4S255-xxx 4S256-xxx

EXTREME® UTP - ENTERPRISE

Connectors	—	6110G-xx6
Patch Cords	—	6210G-xxx 6AZ10-xxx
Recommended Patch Panels	—	6910G-Uxx 6A586-xxx 6A587-xxx Any empty UTP QuickPort panel (pgs A14-A19)

GIGAMAX® UTP - LIGHT COMMERCIAL, MDU


Connectors	—	—
Patch Cords	—	—
Recommended Patch Panels	—	—

COPPER SYSTEMS | System Selection Chart

This selection chart provides part numbers for system connectors, patch cords, and recommended patch panels.

Note: UTP systems are compatible with a wide range of patch panels beyond what is listed here. For a full list of patch panels, see pages A13-A19.

CAT 6	CAT 5E
61UJK-xx6	5EUJK-xx5
6D560-xxx	5D560-xxx
E2X1F-S48, E2X1A-S48, E2XHD-BRK C1255-H48 C1686-U48 Any empty UTP QuickPort® panel (pgs A14-A19)	E2X1F-S48, E2X1A-S48, E2XHD-BRK C1255-H48 C1586-U48 Any empty UTP QuickPort panel (pgs A14-A19)
61SJK-xx6	5ESJK-xx5
6S560-xxx	—
E2X1F-S48, E2X1A-S48, E2XHD-BRK 4S255-xxx 4S256-xxx	E2X1F-S48, E2X1A-S48, E2XHD-BRK 4S255-xxx 4S256-xxx
61110-xx6	5G110-xx5
6D460-xxx 62460-xxx 6Z460-xxx	5D460-xxx
69270-xxx 69586-xxx 69587-xxx Any empty UTP QuickPort panel (pgs A14-A19)	5G270-xxx 5G596-xxx 5G597-xxx Any empty UTP QuickPort panel (pgs A14-A19)
—	5G108-xx5
—	5G460-xxx
—	5G596-xxx 5G597-xxx Any empty UTP QuickPort panel (pgs A14-A19)




FEATURED PRODUCTS

Atlas-X1
Component-Rated
UTP & Shielded
Connectors **A8**

Connectors

Leviton copper connectors go through rigorous third-party testing to ensure the highest levels of quality and reliability. Whether supporting mission-critical applications with Atlas-X1™, a large enterprise with eXtreme®, or a small business infrastructure with GigaMax®, Leviton has the connectivity solution for your needs.



ATLAS-X1 COMPONENT-RATED UTP & SHIELDED CONNECTORS

- Innovative wire manager and door-release levers support quick, repeatable terminations
- Unified form factor and termination method, from Cat 5e to Cat 8
- Tool-free design requires no specialized termination tool
- Patented Retention Force Technology (RFT) protects against tine damage and maintains contact force between plug and connector, preventing arcing from intermittent disconnects in PoE applications
- Each connector includes interchangeable icons (voice, data, AV, and blank), color-coded to match the connector face
- Connector with internal shutter is available to protect ports from dust, debris, and contaminants
- Shielded connectors provide additional EMI/RFI protection, signal isolation, and alien crosstalk (AXT) suppression
- Tested and approved for use in air-handling spaces (plenum rating) in accordance with UL Standard 2043
- PoE optimized tine geometry prevents arcing damage where plug and connector make contact, extending connector life and ensuring maximum performance (see specification sheets for full PoE capabilities)
- Solid metal body dissipates 53% more heat than plastic, minimizing damage from excess heat in PoE applications
- Made in the USA

Atlas-X1 Cat 8:

See page A26 for more information about Atlas-X1 Cat 8 solutions.

ATLAS-X1 UTP QUICKPORT® CONNECTORS

DESCRIPTION	CAT 8	CAT 6A	CAT 6	CAT 5E
Atlas-X1 UTP QuickPort Connector	—	[B] 6AUJK-R*6	61UJK-R*6	5EUJK-R*5
Atlas-X1 UTP QuickPort Connector with Shutter	—	6AUJK-S*6	61UJK-S*6	5EUJK-S*5

ATLAS-X1 SHIELDED QUICKPORT CONNECTORS

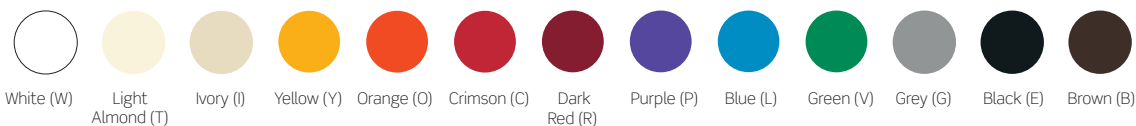
Atlas-X1 Shielded QuickPort Connector	[A]	81SJK-R†8	6ASJK-R*6	61SJK-R*6	5ESJK-R*5
Atlas-X1 Shielded QuickPort Connector with Shutter	—	—	6ASJK-S*6	61SJK-S*6	[C] 5ESJK-S*5

† = Cat 8 connectors available in grey and black only. * = Colors: Choose from any of the colors below.


ATLAS-X1 ACCESSORIES

DESCRIPTION	PART NO.
Atlas-X1 Bulk Icons, pack of 72 (2-sided icons, 24 of each icon)	[D] ICONS-IC*
Atlas-X1 UTP Wire Managers, bag of 10, white	AXUJK-BWM
Atlas-X1 Shielded Wire Managers, bag of 10, grey	[E] AXSJK-BGM
Atlas-X1 Shielded Wire Managers for Cat 8, bag of 10, black	AXSJK-BEM

* = Colors: Choose from any of the colors below.




WATCH: INSTALLATION VIDEOS



[Leviton.com/ns/videos](https://www.leviton.com/ns/videos)

"How to Terminate Atlas-X1 Connector" or
"How to Terminate the Atlas-X1 Shielded Connector"

CATEGORY-RATED CONNECTORS | eXtreme® & GigaMax®



EXTREME UTP QUICKPORT® CONNECTORS

- Patented Retention Force Technology (RFT) protects against damage from 4- or 6-pin plugs
- Pair Separation Towers facilitate quick, effective termination
- Compatible with Fluke JackRapid™ Punchdown Tool for quick and easy terminations
- Cat 6A connector includes a patented Cone of Silence® for additional alien crosstalk (AXT) suppression
- Patented large-format, tear-away, dual-layer wiring guide
- Supports Power over Ethernet (PoE) — see specification sheets for full PoE capabilities
- Made in the USA

GIGAMAX UTP QUICKPORT CONNECTORS

- Single T568A or T568B wiring labels simplify terminations
- Narrow connector profile for high-density installations
- Compatible with Fluke JackRapid™ Punchdown Tool for quick and easy terminations
- Durable one-piece frame built for longevity
- Supports Power over Ethernet (PoE) — see specification sheet for full PoE capabilities
- Made in the USA

EXTREME UTP QUICKPORT CONNECTORS

DESCRIPTION	1-PACK	QUICKPACK® 25-PACK	QUICKPACK 150-PACK WITH JACKRAPID TOOL
[A] eXtreme Cat 6A UTP Channel-Rated QuickPort Connector	6110G-R*6	—	—
[B] eXtreme Cat 6 UTP Component-Rated QuickPort Connector	61110-R*6	61110-B*6	61110-J*6
[C] eXtreme Cat 5e UTP Component-Rated QuickPort Connector	5G110-R*5	5G110-B*5	5G110-J*5


GIGAMAX CAT 5E UTP QUICKPORT CONNECTORS

[D] GigaMax Cat 5e UTP Channel-Rated QuickPort Connector	5G108-R*5	5G108-B*5	5G108-J*5
---	-----------	-----------	-----------


* = Colors: Choose from any of the colors below. All Leviton Category-Rated Connectors are RoHS Compliant.

SPOTLIGHT | Component- vs. Channel-Rated Performance

FEATURE	COMPONENT RATED	CHANNEL RATED
Meets ANSI/TIA standard	✓	✓
Exceeds ANSI/TIA standard	✓	
Complete end-to-end channel tested	✓	✓
Individually certified (tested) component	✓	
Meets channel-link performance	✓	✓
Greater permanent-link performance	✓	
Ensures multi-manufacturer channel compatibility	✓	



CATEGORY-RATED CONNECTORS | Plugs & Voice Grade



CAT 6A & CAT 6 PLUG

- Cat 6A plug offers easy field termination without special tools and terminates from 26- to 22-gauge solid or stranded conductors
- Cat 6 plug provides quick UTP wire terminations, with clear housing for wire sequence verification and cable feedthrough plug opening for crimp precision

CAT 5/3 & USOC UTP QUICKPORT® CONNECTORS

- Fit into all QuickPort wallplates and housings
- Full support of voice and low-speed data applications
- Cat 5/3 and 8P8C USOC accept RJ-45 plugs; 6P6C USOC accepts RJ-11 plugs

CONNECTOR ADAPTER BEZELS

- Allow QuickPort connectors to be installed into third-party wallplates and surface-mount boxes
- Bezel color will be visible after installation
- Packaged individually and sold separately from connectors
- CommScope bezels fit SYSTIMAX® or Uniprise® wallplates and surface-mount boxes

CAT 6A & CAT 6 PLUGS

DESCRIPTION	PART NO.
[A] Cat 6A Universal Tool-Free Plug	6APLG-S6A
[B] Cat 6 EZ-RJ45 Plug [^]	47613-EZ6

CAT 5/3/USOC UTP QUICKPORT CONNECTORS

[C] Cat 5 Connector	41108-R*5
Cat 3 Connector	41108-R*3
USOC Connector, 8P8C	41108-R*8
USOC Connector, 6P6C	41106-R*6

CONNECTOR ADAPTER BEZELS


[D] CommScope Jack Adapter Bezel (connector not included)	AB100-00 ⁺
[E] Clipsal® Jack Adapter Bezel (connector not included)	AB200-00 ⁺
[F] LexCom Jack Adapter Bezel (connector not included)	AB300-00 ⁺

[^] = See Copper Tools Page A34 for EZ-RJ 45 crimp tool part number
All Leviton Category-Rated and USOC Connectors are RoHS compliant.

* = Colors: Choose from any of the colors below.

+ = Colors: Choose from white or black.





FEATURED PRODUCTS

Composite Patch Panels **A15**

1RU 48-Port QuickPort® High-Density Flat & Angled Panels **A14, A16**

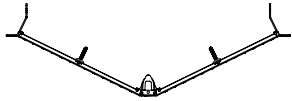
e2XHD Snap-In Cassette Patching System **A18**

Patch Panels & Cross Connect

Choose Leviton for all your patch panel needs. Our e2XHD high-density panels make patching easier than ever, using snap-in copper and fiber cassettes. Other popular styles include the 1RU 48-port, component-rated Cat 6A 110-style, and composite panels with a customizable face. Additional UTP and shielded panels, the patented Zero-U Vertigo®, die-cast high-density panels, recessed panels for close quarters, and two angled styles round out the industry's largest selection of patch panels.



Flat 48-Port

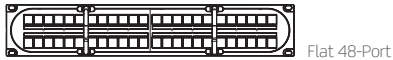


Angled 48-Port

e2XHD Snap-In Cassette Patch Panels ▶ A18

These high-density panels are designed for data center applications where fast, single-click deployment and simple maintenance are important. They accept UTP and shielded copper as well as fiber e2XHD snap-in cassettes in the same panel.

Available Styles: Flat | Angled



Flat 48-Port

Flat Composite Patch Panels ▶ A15

Leviton Composite panels have the same profile as standard metal panels, but feature polymer composite construction. Customizable faces are ideal for data centers, telecommunication rooms, and other showroom-style environments.

Available Styles: 110-Style | QuickPort®



Flat 24-Port

Flat Patch Panels ▶ A13-A15

Traditional, flat profile works well in almost any application. Most flat panels include rear cable management bars.

Available Styles: 110-Style | QuickPort | Shielded



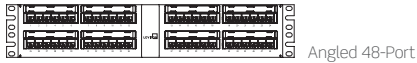
Die-Cast High-Density 48-Port



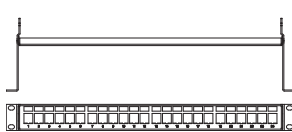
Angled Patch Panels ▶ A16

Recommended for use in racks to optimize patch cord management and rack space utilization.

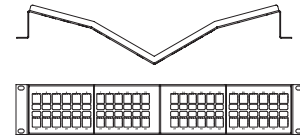
Available Styles: 110-Style | QuickPort | Shielded



Angled 48-Port



Recessed-Flat 24-Port

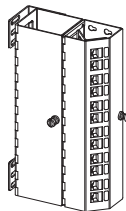


Recessed-Angled 48-Port

Recessed & Recessed-Angled Patch Panels ▶ A17

Designed primarily for data center cabinet applications, recessed-flat and recessed-angled panels are ideal where a low-profile appearance and minimal depth in front of the panel is required.

Available Styles: QuickPort

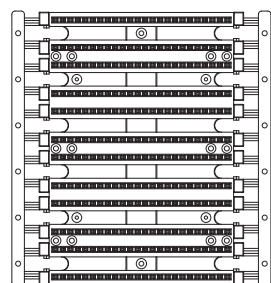


VertiGO® Zero-U

Zero-U Patch Panels ▶ A19

VertiGO panels are recommended for use in data center cabinets, or for any application that needs connectivity outside of the traditional 19-inch rack space. Vertical channel models provide cable routing and protection.

Available Styles: QuickPort | SDX



Cross-Connect 110-Style Wiring Block

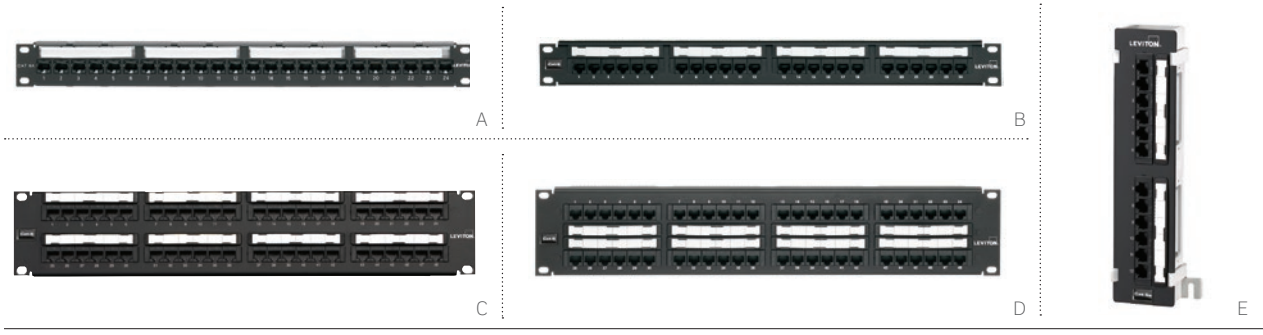
Cross-Connect ▶ A21

Dependable, flexible, and cost effective, Leviton 110-style and 66-block cross-connect products are ideal for telecommunications rooms and distribution frames. 110-style wiring blocks are available in Cat 6A, 6, and 5e, and can be mounted to the wall or plywood backboard. Rack-mount solutions are also available.

Available Styles: Cat 6A | Cat 6 | Cat 5e

PATCH PANELS | Flat Metal 110-Style > UTP

COPPER Patch Panels



FLAT UTP 110-STYLE PATCH PANELS

- 1RU 12- or 24-port, 2RU 48-port, and 4RU 96-port configurations
- 6-port RJ-45 modules on front, and 110-style punchdowns on rear
- Includes color codes for T568A and T568B wiring schemes
- Cat 5e and Cat 6 include 25-pair wiring schemes
- Silk-screened port numbers and paper label holders included
- Select panels include patented magnifying lens label holders for easy reading
- Patented Retention Force Technology (RFT) protects against tine damage from 4- or 6-pin plugs, saves on costly repairs, and increases system longevity (select panels only)

AVAILABLE CABLE MANAGEMENT:

See Section E for product details and ordering information.

Versi-Duct®

Rear Cable Management Bars

Horizontal Cable Managers

Blank Filler Panels

VELCRO® Brand Fasteners



49005-CMB included with all 110-Style Cat 6A/6/5e flat panels.

FLAT 110-STYLE PATCH PANELS & PATCH BLOCK

DESCRIPTION	CAT 6A	CAT 6	CAT 5E
1RU 12-Port Flat 110-Style Patch Panel	—	69586-U12	5G596-U12
1RU 24-Port Flat 110-Style Patch Panel	—	[B] 69586-U24	5G596-U24
1RU 24-Port Flat 110-Style Patch Panel, magnifying lens label holder	[A] 6A586-U24	69586-L24	5G596-L24
2RU 48-Port Flat 110-Style Patch Panel	—	[C] 69586-U48	5G596-U48
2RU 48-Port Flat 110-Style Patch Panel, magnifying lens label holder	6A586-U48	69586-L48	5G596-L48
2RU 48-Port Flat 110-Style Patch Panel, central labeling	—	[D] 69586-C48	5G596-C48
4RU 96-Port Flat 110-Style Patch Panel	—	69586-U96	5G596-U96
12-Port 110-Style Patch Block, 89D bracket	—	[E] 69586-U89	5G596-U89

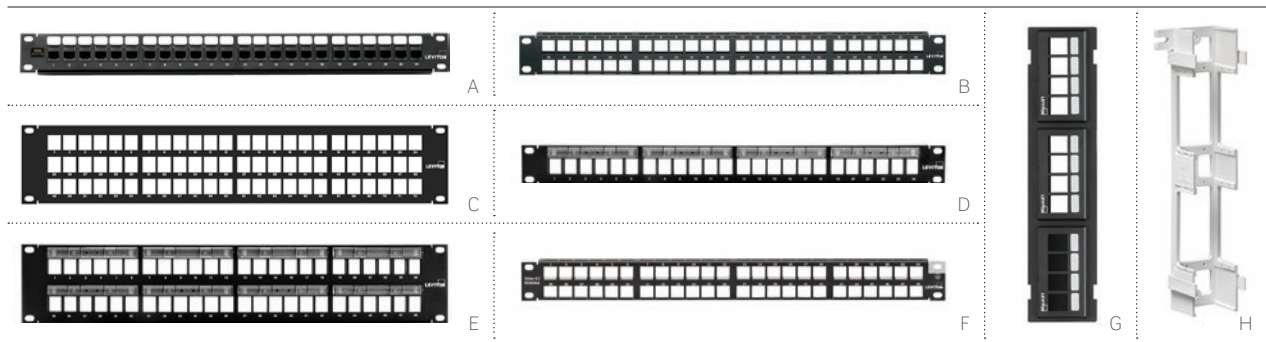
SPOTLIGHT

Cat 6A Component-Rated 110-Style Patch Panels



Leviton Cat 6A 110-style patch panels offer ANSI/TIA-568-C.2 performance up to 500 MHz to support 10GBASE-T networks. The panels have a physical design consistent with industry-standard 110-style panels, including in-line configured IDCs and 6-port housing modules. In addition, they add several exclusive design features:

- Pair Separation Tower design makes untwisting Cat 6A pairs easier
- Separated IDC fields simplify identifying first cable-pair position
- Conductor retention feature holds conductors securely in place during termination
- Triple-stage compensation with patented design features enhances permanent link and channel performance



FLAT UTP QUICKPORT PATCH PANELS

- Standard-density 24- and 48-port panels are available with white blocks or patented magnifying lens label holder
- Silk-screened port numbers on panel front
- High-density 1RU 48-port and 2RU 72-port options maximize rack space and reduce costs in high-density applications
- 1RU 48-port panel available in standard (stamped) or patented robust die-cast aluminum

ATLAS-X1™ FLAT SHIELDED QUICKPORT PATCH PANELS

- Shielding protects against electromagnetic interference (EMI) and radio frequency interference (RFI), and provides excellent alien crosstalk (AXT) suppression
- Includes appropriate grounding hardware
- High-density 1RU 48-port option maximizes rack space and reduces costs in high-density applications

AVAILABLE CABLE MANAGEMENT:

See Section E for product details and ordering information.

Versi-Duct®

Rear Cable Management Bars

Horizontal Cable Managers

Blank Filler Panels

VELCRO® Brand Fasteners



49005-CMB included with all Cat 6A/6/5e flat panels, unless otherwise noted.

FLAT QUICKPORT PATCH PANELS, PATCH BLOCKS & ACCESSORIES

DESCRIPTION	CAT 6A	CAT 6	CAT 5E	EMPTY
1RU 24-Port Flat QuickPort Patch Panel	[A] 6910G-U24	69270-U24	5G270-U24	49255-H24
1RU 48-Port Flat High-Density QuickPort Patch Panel	—	—	—	[B] 49255-Q48*
1RU 48-Port Flat High-Density Die-Cast QuickPort Patch Panel	—	—	—	49255-D48^
2RU 48-Port Flat QuickPort Patch Panel	6910G-U48	69270-U48	5G270-U48	49255-H48
2RU 72-Port Flat QuickPort Patch Panel	—	—	—	[C] 49255-D72
1RU 24-Port Flat QuickPort Patch Panel, magnifying lens label holder	—	—	—	[D] 49255-L24
2RU 48-Port Flat QuickPort Patch Panel, magnifying lens label holder	—	—	—	[E] 49255-L48
12-Port QuickPort Patch Block, mounting bracket (item H below) sold separately, 10" H x 2.375" W	—	—	—	[G] 49255-Q89
12-Port QuickPort Patch Block, extra deep, mounting bracket included, 10" H x 2.375" W	—	—	—	47689-QQP
QuickPort Patch Block 89D Mounting Bracket (mounts to item G)	—	—	—	[H] 40089-00D

ATLAS-X1 FLAT SHIELDED PATCH PANELS

1RU 24-Port Flat Shielded QuickPort Patch Panel	—	—	—	4S255-S24
1RU 48-Port Flat Shielded QuickPort Patch Panel	—	—	—	[F] 4S255-D48*
2RU 48-Port Flat Shielded QuickPort Patch Panel	—	—	—	4S255-S48

* = Cable management bar sold separately.

^ = 49005-DMB, high-density cable management bar included.

Cat 6A/6/5e patch panels are kitted with black 6110G, 61110, or 5G110 connectors. QuickPort connectors are available on pages A8-A10.


PATCH PANELS | Flat Composite > UTP



A



B



C

Customize composite patch panels with any design, color, or logo. Visit Leviton.com/compositepanel to learn more.

FLAT COMPOSITE UTP 110-STYLE AND QUICKPORT® PATCH PANELS

- 10 percent stronger than standard 16-gauge metal patch panels, providing added support during termination of 110-style panels
- Panel face can be customized to feature any design, color, or logo
- Patch cord managers prevent cables from obstructing view of port numbers
- Clear label holders create a window to easily view port numbers and custom designs
- Patented Retention Force Technology (RFT) protects against tine damage from 4- or 6-pin plugs, saves on costly repairs, and increases system longevity

AVAILABLE CABLE MANAGEMENT:

See Section E for product details and ordering information.

Versi-Duct®

Rear Cable Management Bars

Horizontal Cable Managers

Blank Filler Panels

VELCRO® Brand Fasteners



Front and Rear Managers are included (QuickPort and 110-Styles only)

FLAT COMPOSITE 110-STYLE & QUICKPORT PATCH PANELS			
DESCRIPTION	CAT 6	CAT 5E	EMPTY
2RU 48-Port Flat Composite 110-Style Panel	[A] C1686-U48	C1586-U48	—
2RU 48-Port Flat Composite QuickPort Panel	—	—	[B] C1255-H48
2RU Blank Panel / Cable Manager	—	—	[C] C1253-2CM

QuickPort connectors are available on pages A8-A10.

WATCH: TRAINING VIDEOS



Leviton.com/ns/videos
"Composite Patch Panel"


SPOTLIGHT Composite Patch Panels



- Protective Overlay Cover
- Custom Insert
- Patch Panel

Patch panels combine strength and durability with a unique style and customizable faces, providing a uniform look when installed with 2000i SDX Fiber Enclosures and Versi-Duct Cable Managers.

- Under applied force tests, the panel was 10 percent stronger than standard 16-gauge metal patch panels
- Panels come kitted with two patch cord managers that attach directly to the panel face, saving up to 50 percent of rack or cabinet space and reducing obstruction of center label
- Clear label holders create a "window" to easily view centralized port numbers and custom designs



ANGLED UTP 110-STYLE & QUICKPORT® PATCH PANELS

- Angled design conserves rack space by routing patch cords directly into vertical cable management
- Angled design facilitates proper bend radius and simplifies termination
- 110-style angled panels include a snap-in plastic label holder and card stock labels
- QuickPort angled panels include white write-on blocks
- Select panels include patented magnifying lens label holders for easy reading

ATLAS-X1™ ANGLED SHIELDED QUICKPORT PATCH PANELS

- Shielding protects against electromagnetic interference (EMI) and radio frequency interference (RFI), and provides excellent alien crosstalk (AXT) suppression
- Include appropriate grounding hardware
- High-density 1RU 48-port option maximizes rack space and reduces costs in high-density applications

AVAILABLE CABLE MANAGEMENT:

See Section E for product details and ordering information.

Versi-Duct®

Rear Cable Management Bars

Horizontal Cable Managers

Blank Filler Panels

Transitional Covers

VELCRO®

Brand Fasteners



49006-AMB
Recommended angled rear cable management bar



49254-BC1
Recommended angled transitional cover

ANGLED 110-STYLE & QUICKPORT PATCH PANELS				
DESCRIPTION	CAT 6A	CAT 6	CAT 5E	EMPTY
1RU 24-Port Angled 110-Style Patch Panel	—	69587-U24	5G597-U24	—
1RU 24-Port Angled 110-Style Patch Panel, magnifying lens holder	6A587-U24	69587-L24	5G597-L24	—
2RU 48-Port Angled 110-Style Patch Panel	—	[A] 69587-U48	5G597-U48	—
2RU 48-Port Angled 110-Style Patch Panel, magnifying lens holder	6A587-U48	69587-L48	5G597-L48	—
1RU 24-Port Angled QuickPort Patch Panel	—	—	—	49256-H24
1RU 24-Port Angled QuickPort Patch Panel, magnifying lens holder	—	—	—	49256-L24
2RU 48-Port Angled QuickPort Patch Panel	—	—	—	49256-H48
2RU 48-Port Angled QuickPort Patch Panel, magnifying lens holder	—	—	—	49256-L48
2RU 72-Port Angled QuickPort Patch Panel	—	—	—	49256-D72
1RU 48-Port Angled High-Density QuickPort Patch Panel	—	—	—	[B] 49256-D48

ATLAS-X1 ANGLED SHIELDED PATCH PANELS	
DESCRIPTION	EMPTY
1RU 24-Port Angled Shielded QuickPort Patch Panel	4S256-S24
1RU 48-Port Angled Shielded QuickPort Patch Panel	[C] 4S256-D48
2RU 48-Port Angled Shielded QuickPort Patch Panel	[D] 4S256-S48

QuickPort Connectors are available on pages A8-A10.

PATCH PANELS | Recessed-Flat & Recessed-Angled > UTP

COPPER Patch Panels



A



B

Recessed-flat and recessed-angled patch panels are a great option for rack and cabinet installations with minimal front depth, and where rear cabinet doors are in close proximity to the back rail.

RECESSED-FLAT QUICKPORT® PATCH PANELS

- 3-inch recessed design allows improved access and maintains proper cable bend radius
- All recessed-flat panels include a screwless cable management bar that fastens directly to the back of the panel

RECESSED-ANGLED QUICKPORT PATCH PANELS

- Conserve rack space by routing patch cords directly into vertical cable management
- Unique dual-angled design greatly improves punchdown accessibility

AVAILABLE CABLE MANAGEMENT:

See Section E for product details and ordering information.

Versi-Duct®

Rear Cable Management Bars

Horizontal Cable Managers

VELCRO® Brand Fasteners



49005-CMB included with all recessed-flat panels.



4W006-AMB Recommended rear cable management bar for recessed-angled panels




4W254-BC1 Recommended recessed-angled transitional cover for recessed-angled panels

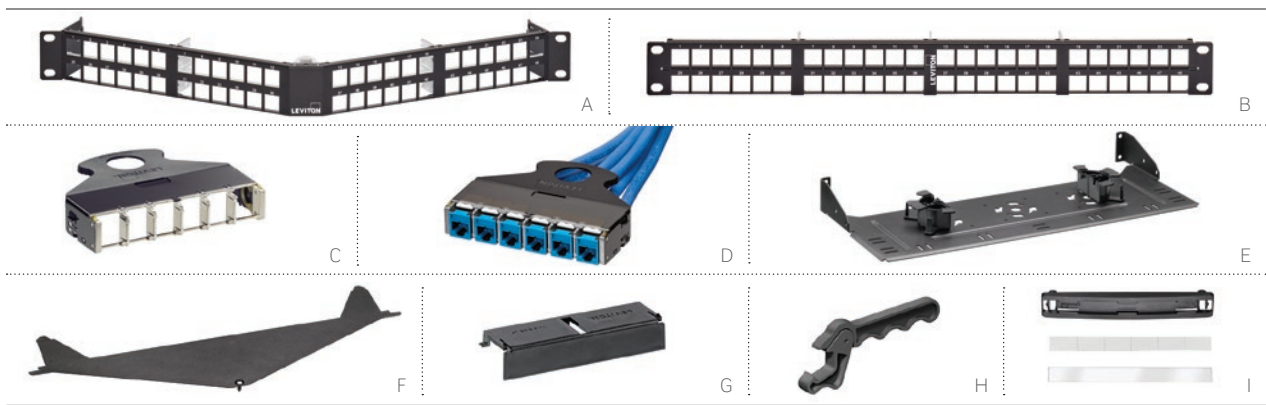
RECESSED-FLAT QUICKPORT PATCH PANELS	
DESCRIPTION	PART NO.
1RU 24-Port Recessed-Flat QuickPort Panel	[A] 49255-R24
RECESSED-ANGLED QUICKPORT PATCH PANELS	
1RU 24-Port Recessed-Angled QuickPort Panel	[B] 4W256-H24
2RU 48-Port Recessed-Angled QuickPort Panel	4W256-H48

QuickPort connectors are available on pages A8-A10.

SPOTLIGHT Magnifying Lens Label Holder



Available with a wide selection of Leviton patch panels, Leviton patented magnifying lens label holders ensure visibility of port labels for easy identification of individual port designations.



The e2XHD Snap-In Cassette Patching System includes 1RU panels, copper and fiber snap-in cassettes, and accessories for additional cable protection and management. The e2XHD cassettes quickly snap in and pull out of the high-density panels, making installation, moves, adds, and changes easier than ever.

- Panels allow a mix-and-match of Leviton UTP, shielded, or fiber snap-in cassettes
- Cassettes are available empty or on pre-terminated trunks (see Leviton.com/configurator)
- Copper connectors easily snap into cassette after termination
- System accessories include rear cable managers, blank cassette inserts for unused cassette openings, and a cover for the angled panel, minimizing dust or debris

e2XHD UTP & SHIELDED SNAP-IN CASSETTE PATCHING SYSTEM

DESCRIPTION	PART NO.
[A] 1RU 48-Port e2XHD Angled High-Density Panel, supports UTP, shielded, and fiber media	E2X1A-S48
[B] 1RU 48-Port e2XHD Flat High-Density Panel, supports UTP, shielded, and fiber media	E2X1F-S48
[C] 6-port e2XHD Cassette, empty*	E2XHD-BRK
[D] e2XHD Copper Cassette, terminated to trunk cable	Configure online at Leviton.com/e2XHD
e2XHD Rear Cable Manager for Angled Panel, with fiber storage rings (four ¼" rings)	E2XHD-CMB
[E] e2XHD Rear Cable Manager for Flat Panel, with fiber storage rings (four ¼" rings)	E2X1F-CMB
[F] e2XHD Angled Panel Cover	E2XHD-COV
[G] e2XHD Cassette Blank	E2XHD-BLK
[H] QuickPort® Connector Removal Tool	E2XHD-JRT
[I] e2XHD Label Kit (4 pack)*	E2XHD-LBL

* = QuickPort connectors sold separately (see pages A8-A10).
 += Label kit occupies one row of panel.



e2XHD Snap-In Cassette Patching System for fiber applications on pages B29-B32.

PATCH PANELS | VertiGO® Zero-U QuickPort® UTP & SDX



VERTIGO ZERO-U PATCH PANELS

- Zero-U panels can be mounted to a ladder tray, wire basket, under a raised floor, or onto modular furniture
- QuickPort or SDX-style openings for copper and fiber installations
- Low-profile design fully covers connections
- Improves cabinet center airflow by routing rear cable along outer edges
- Styles with 3-inch channels provide additional cable management space
- Hinged doors provide easy access to termination field
- Patented magnifying lens label holders facilitate easy reading

RECOMMENDED APPLICATIONS:

- Any Size Cabinet
- Ladder Tray
- Wire Basket
- Raised-Floor Enclosure
- Modular Furniture
- Wall-Mount

VERTIGO ZERO-U PATCH PANELS		
DESCRIPTION	PART NO.	
[A] 12-Port UTP QuickPort VertiGO Panel, panel only, empty	49280-QP0	
[B] 12-Port UTP QuickPort VertiGO Panel, 3" channel, empty	49280-QP3	
[C] SDX Adapter Plate VertiGO Panel, panel only, empty	49280-AP0	
[D] SDX Adapter Plate VertiGO Panel, 3" channel, empty	49280-AP3	

Contact Inside Sales at (800) 722.2082 for custom VertiGO configurations. QuickPort connectors are available on pages A8-A10, B60, and C14-C15. SDX adapter plates are available on pages B23-B24. Channel not available separately.

See page B22 for additional specialized fiber applications.

WATCH: INSTALLATION VIDEOS




Leviton.com/ns/videos
"How to Mount a VertiGO Patch Panel"

SPOTLIGHT VertiGO Zero-U Patch Panels > Unparalleled Flexibility



Patented VertiGO Zero-U Patch Panels offer unprecedented versatility for a wide range of installations. In data centers where left- or right-side cabinet installation is ideal, VertiGO can share mounting hardware with servers or other existing equipment. Where traditional cabinet space is lacking, VertiGO can be mounted to a ladder tray, wire basket, directly to the wall, under a raised floor, or even onto modular furniture.

VertiGO addresses three major data center issues: density, cooling, and appearance. Mounting vertically along a back cabinet rail allows more terminations than would otherwise be possible. Cables can be routed along the cabinet outer edges to improve airflow. The low-profile design fully covers the connections, providing the clean look data center managers seek.



VOICE-GRADE PATCH PANELS

- 110-style or female 25-pair configurations
- Unique label delineates 1-, 2-, 4-, or 25-pair termination options
- 25th pair (violet/slate) is not used in 25-pair style panels
- 8P8C panel supports 10/100BASE-T applications
- Features 25-pair female Amphenol® RJ-21X connectors

RJ-21X CONNECTORS PER PATCH PANEL


VOICE-GRADE PANELS		
PART NO.	24-PORT	48-PORT
49012	1	2
49014	2	4
49018	4	8

PATCH PANEL LABELING SOLUTIONS

- Universal/110-style labeling kits for 12-, 24-, 48-, and 96-port panels
- QuickPort® kits available for 24- and 48-port panels
- Label holders include adhesive backing

VOICE-GRADE PATCH PANELS		
DESCRIPTION	1RU 24-PORT	2RU 48-PORT
8P4C Patch Panel, 110 termination, 2 wire-pairs per port	[A] 49013-P24	[D] 49013-P48
8P4C Patch Panel, two 25-pair connectors per 24 ports, 2 wire-pairs per port	49014-J24	[B] 49014-J48
8P2C Patch Panel, one 25-pair connector per 24 ports, 1 wire-pair per port	49012-J24	49012-J48
8P8C Patch Panel, one 25-pair connector per 6 ports (supports 10/100BASE-T), 4 wire-pairs per port	[C] 49018-J24	49018-J48

PATCH PANEL LABELING SOLUTIONS	
DESCRIPTION	PART NO.
[E] Adhesive Holder and Label Kit for QuickPort® Patch Panels (supports 24 ports)	49257-QHD
[F] Adhesive Holder and Label Kit for 110-Style Patch Panels (supports 24 ports)	49257-I24
[G] Designation Kit Replacement for 110-Style Patch Panels (supports 24 ports)	69585-IDL

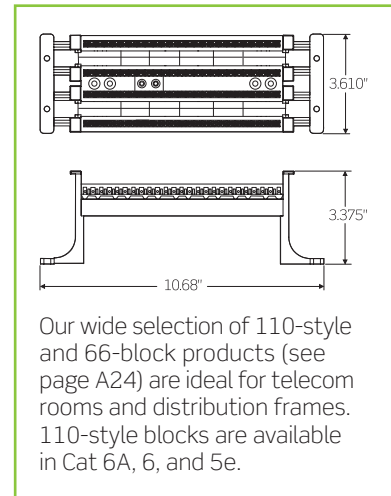


CAT 6A 110-STYLE WIRING BLOCKS

- Supports high-frequency data signals up to 500 MHz
- Can be used as a consolidation point (CP) in a TIA-defined 90-meter permanent link
- Designed to mitigate alien crosstalk (AXT)
- Independently tested and verified by Intertek (ETL) to meet all TIA component, permanent link, and channel requirements
- Available in 64-pair wall-mount block

CAT 6 110-STYLE WIRING PRODUCTS

- Supports voice, data, and security applications
- Wall-mount and rack-mount wiring block kits available in 96-, 192-, and 288-pairs
- 110-style patch cords in 110-110 and 110-T568A/B configurations
- Connector clips withstand 200 re-terminations



CAT 6A 110-STYLE WALL-MOUNT WIRING BLOCK KITS

DESCRIPTION	64-PAIR
[A] Cat 6A 110-Style Wiring Block, wall mount, with legs and C-4 clips*	41D6A-1F4

CAT 6 110-STYLE WIRING BLOCK KITS (WITH C-4 CLIPS)

DESCRIPTION	96-PAIR	192-PAIR	288-PAIR
Cat 6 110-Style Wiring Block, wall mount, without legs	41NB6-1F4	—	—
Cat 6 110-Style Wiring Block, wall mount, with legs*	[B] 41AB6-1F4	—	41AB6-3F4
Cat 6 110-Style Wiring Block, rack mount	[C] 41DR6-1F4	[D] 41DR6-2F4	[E] 41DR6-3F4


CAT 6 110-STYLE CONNECTOR CLIPS

DESCRIPTION	PART NO.
[F] Cat 6 C-4 Clips (bag of 10)	69104-IDC


110-STYLE LABELING SOLUTIONS

[G] Cat 6 Label Kit, 6/kit	41LBL-60W
[H] Label Holder, 6/kit	41100-HLD

* = Cat 6A/6 110-Style wiring block stand-off legs are non-removable. Legs not sold separately for Cat 6A/6 wiring blocks.



A-C



D-F

CAT 5E 110-STYLE WIRING PRODUCTS

- Wall-mount bases available in 50- and 100-pair with or without legs
- 300-pair bases include stand-off legs, labels, and label holders
- Kits include bases, connecting blocks, labels, and holders
- Rack-mount units are for 100-, 200-, and 300-pair densities
- Patch cords in 110-110 and 110-T568A/B configurations
- 110-style wiring cable management available

WATCH: INSTALLATION VIDEOS



Leviton.com/ns/videos
 "How to Terminate 110-Style Cross-Connect"

CAT 5E 110-STYLE WALL-MOUNT WIRING BLOCK KITS

DESCRIPTION	C-4 CLIPS	C-5 CLIPS
Cat 5e 110-Style Wall-Mount Wiring Block Kit, with legs, 100 pair*	41AB2-1F4	41AB2-1F5
Cat 5e 110-Style Wall-Mount Wiring Block Kit, without legs, 100 pair	—	41NB2-1F5
Cat 5e 110-Style Wall-Mount Wiring Block Kit, with legs, 300 pair*	41AB2-3F4	41AB2-3F5

CAT 5E 110-STYLE WALL-MOUNT WIRING BLOCKS

DESCRIPTION	50-PAIR	100-PAIR	300-PAIR
Cat 5e 110-Style Wall-Mount Wiring Block, with legs*	41AW1-050	[B] 41AW2-100	[A] 41AW2-300
Cat 5e 110-Style Wall-Mount Wiring Block, without legs	41DW1-050	[C] 41DW2-100	—
89D Bracket Compatible Wiring Base Unit**	41DW1-589	—	—


CAT 5E 110-STYLE RACK-MOUNT KITS

DESCRIPTION	C-4 CLIPS	C-5 CLIPS
Cat 5e 110-Style Rack-Mount Wiring Block Kit, 100 pair, 1RU	41DBR-1F4	41DBR-1F5
Cat 5e 110-Style Rack-Mount Wiring Block Kit, 200 pair, 2RU	41DBR-2F4	41DBR-2F5
Cat 5e 110-Style Rack-Mount Wiring Block Kit, 300 pair, 3RU	41DBR-3F4	41DBR-3F5

CAT 5E 110-STYLE RACK-MOUNT WIRING BLOCKS


DESCRIPTION	100-PAIR	200-PAIR	300-PAIR
Cat 5e 110-Style Rack-Mount Wiring Block	[D] 41DR2-100	[E] 41DR2-200	[F] 41DR2-300

* = Cat 5e 110-style wiring block stand-off legs are non-removable.
 ** = 89D Brackets, 40089-00D, sold separately. See page A14.



RACK-MOUNT MANAGER				
DESCRIPTION	PART NO.			
Rack-Mount Horizontal Cord Manager	[A] 41D1R-HCM			
CAT 5E 110-STYLE CONNECTOR CLIPS				
DESCRIPTION	C-3 CLIPS	C-4 CLIPS	C-5 CLIPS	
Cat 5e 110-Style Connector Clips (bag of 10)	49103-IDC	[B] 49104-IDC	[C] 49105-IDC	
Cat 5e 110-Style Connector Clips (bag of 50)	—	49104-I50	—	
CAT 5E 110-STYLE WIRING BLOCK ACCESSORIES				
DESCRIPTION	PART NO.			
Cat 5e 110-Style legs (2 each) (for use with 41DW1 only)	410L2-050			
Cat 5e 110-Style legs (2 each) (for use with 41DW2 only)	410L2-100			
110-Style Horizontal Cord Manager without legs	[D] 41D10-HCM			
110-Style Horizontal Cord Manager with legs*	[E] 41A10-HCM			
110-STYLE LABELING SOLUTIONS				
Cat 5e Label Kit, 6/kit	[F] 41LBL-00W			
Label Holder, 6/kit	[G] 41100-HLD			
VERTICAL CORD MANAGERS AND 110-STYLE WALL-MOUNT WIRING PRODUCTS				
300-Pair Basic Mounting Frame Unit (sheet metal frame and bottom cable tray only)	[H] 41MB2-SMF			
300-Pair Extension Mounting Frame Unit (sheet metal frame only)	41MB2-SME			
Basic Mounting Frame Kit, three 100-pair bases, mounting frame, cable tray, 75 C-4 connector blocks, three horizontal cord managers, label strip holders, and white label strips	41MB2-3F4			
Basic Mounting Frame Kit, three 100-pair bases, mounting frame, cable tray, 60 C-5 connector blocks, three horizontal cord managers, label strip holders, and white label strips	41MB2-3F5			
Extension Mounting Frame Kit, three 100-pair bases, mounting frame, 60 C-4 and 12 C-5 connector blocks, three horizontal cord managers, label strip holders, and white label strips	41MB2-EXT			
300-pair Vertical Cord Manager Basic Unit, includes bottom cable tray	41880-300			
300-pair Vertical Cord Manager Extension Unit	[I] 41880-EXT			

* = Cat 6A/6 110-Style wiring block stand-off legs are non-removable.



66 CONNECTING BLOCKS

- Install individually or in pairs in cross-connect system
- High-impact fire-retardant UL 94V-0 plastic
- Phosphor bronze quick-connect insulation displacement 66-clips
- 25-pair and split 50-pair styles
- Accessories include covers, brackets, wire distribution spools, adapters, and bridging clips

SURFACE-MOUNT MINI PATCH PANELS

- Excellent for tight spaces and simple breakout patching
- Combine two or more panels for in-line cross connect
- Use with 25-pair cable assemblies
- Wall mountable

Visit Leviton.com/ns/support for detailed termination diagrams.

66 CONNECTING BLOCKS

DESCRIPTION	PART NO.
[A] M-Block, 25-pair [66M1-25]* 10" H x 3 5/16" W x 1 3/16" D	40066-M25
Split M-Block, 50-pair [66M1-50]* 10" H x 3 5/16" W x 1 3/16" D	40066-M50
[B] M-Block, female connector [66M1-50W]* 10" H x 3 5/16" W x 1 3/16" D	40066-0MW
[C] M-Block, female and male connectors [66M1-50W2]* 10" H x 3 5/16" W x 1 3/16" D	40066-MW2
[D] Connectorized Demarc Block [66M1-50R]* 10" H x 3 13/32" W x 2 3/4" D, female Amphenol®	40066-0MR

BRIDGING CLIPS

[E] Bridging Clips (SA-1) (50 per package)	40067-0BC
---	-----------

HINGED COVERS & SNAP-ON COVERS

Snap-on Cover for M-Blocks, [66MC-4]* 9 15/16" H x 2 15/16" W x 5/16" D	40050-MCV
[F] Hinged Cover for M-Blocks, grey [66MC4LH-G]* 10" H x 2 7/16" W x 3/4" D	40050-MHG
[G] Hinged Cover for Demarc Blocks, orange [66MC4LH-O]* 10" H x 2 7/16" W x 3/4" D	40050-MHO

BRACKET FOR M-BLOCKS & CONNECTOR MOUNTING

[H] M-Block Bracket for Connector Mounting, [89-D/QuickPort® blocks]* 10" H x 3 13/32" W x 1 1/2" D	40089-00D
--	-----------

[I] MODULAR ADAPTERS

2-Position Modular Adapter [Tap-2]*, converts two 66-clip contacts into 6P2C modular connector	40072-0T2
4-Position Modular Adapter [Tap-4]*, converts four contacts into 6P4C modular connector	40072-0T4
6-Position Modular Adapter [Tap-6]*, converts six contacts into 6P6C modular connector	40072-0T6
8-Position Modular Adapter, T568B wiring [Tap-8]*, converts eight contacts into 8P8C non-keyed modular connector	40072-0T8


WIRE DISTRIBUTION SPOOLS

[J] Wire Distribution Spool [20-A]* 1 3/4" Dia. x 3" H	40054-0DS
[K] Wire Distribution Spool with Screw [20-B]* 1 3/4" Dia. x 3" H	40054-DSS

SURFACE-MOUNT MINI PATCH PANELS

[L] 25 6-position 2-Conductor [RJ-11]* FCC Spec Jacks, connected to a circuit board with one male 25-pair connector	41600-00I
[M] 25 6-position 2-Conductor [RJ-11]* FCC Spec Jacks, connected to a circuit board with two bridged 25-pair connectors	41620-00I
Mounting Magnets (20 per package)	49200-00M

* = Numbers in brackets refer to industry product designation.



FEATURED PRODUCTS

Secure RJ System **A30**

e2XHD Trunks **A32**

Patch Cords & Pre-Terminated Trunks

Leviton copper patch cords and pre-terminated trunks are designed to ensure the highest levels of performance, reliability, and longevity whether supporting mission-critical, large enterprise, or small business applications. And Leviton makes it easy to configure custom solutions. With factory testing and no need for field terminations, you can reduce installation time by up to 75 percent.



NEW
Cat 8

ATLAS-X1™ CAT 8 PATCH CORDS

- Part of a complete Atlas-X1 Cat 8 shielded system for 25/40GBASE-T networks
- Provides excellent alien crosstalk suppression and EMI/RFI protection
- Outside diameter of 6.2 mm ensures ease of management
- Dual listed CMR and LSHF/LSZH materials as standard

For Cat 8 connectors, see page A8.

WATCH: ATLAS-X1 CAT 8 VIDEO

Fast termination

Leviton.com/ns/videos
"Atlas-X1 Cat 8 System"

ATLAS-X1 CAT 8 SHIELDED PATCH CORDS, CMR AND LSHF/LSZH

DESCRIPTION	PART NO.
0.5-Meter Cord, grey	81Z10-SD5
1-Meter Cord, grey	81Z10-S01
2-Meter Cord, grey	81Z10-S02
3-Meter Cord, grey	81Z10-S03
4-Meter Cord, grey	81Z10-S04
5-Meter Cord, grey	81Z10-S05

All Leviton Cat 8 patch cords are RoHS Compliant.
Patch cord jacket color below:



Grey

SPOTLIGHT

Atlas-X1 Cat 8: Built For Demanding Mission-Critical Networks



Category 8 cabling systems will play a major role in data centers and mission-critical environments upgrading to 25/40GBASE-T. Leviton engineered its Atlas-X1 Category 8 system with additional quality and flexibility to meet these new demanding applications. The Cat 8 system performance has been verified by independent testing labs. It is also the first system to support shielded applications from Category 5e to 8 using the same RJ-45 connector form factor, creating a smart, simple migration path.

Learn more at Leviton.com/Cat8.

PATCH CORDS | Cat 6A > UTP & Shielded

Patch Cords
COPPER



ATLAS-X1™ CAT 6A SLIMLINE BOOT PATCH CORDS

- Provide exceptional alien crosstalk (AXT) suppression and EMI/RFI protection in Cat 6A channels
- Atlas-X1 Cat 6A cord can be used for UTP or shielded installations
- Cords feature narrow-profile boot for less congestion in high-density applications
- Independently tested and verified by Intertek (ETL) to meet ANSI/TIA-568-C.2 component requirements
- Strain-relief boot ensures long-term network performance
- Snagless design prevents tab breakage
- Ergonomic release tab allows for quick and easy connections and disconnects
- Outside diameter of .240 inches is easier to manage
- 26-gauge stranded conductor cable for maximum flexibility

EXTREME® CAT 6A STANDARD PATCH CORDS

- Strain-relief boot ensures long-term network performance
- Snagless design prevents tab breakage
- Provide exceptional alien crosstalk (AXT) suppression and EMI/RFI protection in Cat 6A channels
- Independently tested and verified by Intertek (ETL) to meet ANSI/TIA-568-C.2 channel requirements
- Color-matched cords and boots
- Low-Smoke Zero-Halogen (LSHF/LSZH) cords available
- Cat 6A standard patch cords use the same cord for UTP or shielded installations

[A] ATLAS-X1 CAT 6A COMPONENT-RATED SLIMLINE-BOOT PATCH CORD, CMR

DESCRIPTION	WHITE	YELLOW	RED	BLUE	GREEN	GREY	BLACK
3-Foot Patch Cord	6AS10-03W	6AS10-03Y	6AS10-03R	6AS10-03L	6AS10-03G	6AS10-03S	6AS10-03E
5-Foot Patch Cord	6AS10-05W	6AS10-05Y	6AS10-05R	6AS10-05L	6AS10-05G	6AS10-05S	6AS10-05E
7-Foot Patch Cord	6AS10-07W	6AS10-07Y	6AS10-07R	6AS10-07L	6AS10-07G	6AS10-07S	6AS10-07E
10-Foot Patch Cord	6AS10-10W	6AS10-10Y	6AS10-10R	6AS10-10L	6AS10-10G	6AS10-10S	6AS10-10E
15-Foot Patch Cord	6AS10-15W	6AS10-15Y	6AS10-15R	6AS10-15L	6AS10-15G	6AS10-15S	6AS10-15E
20-Foot Patch Cord	6AS10-20W	6AS10-20Y	6AS10-20R	6AS10-20L	6AS10-20G	6AS10-20S	6AS10-20E

CAT 6A UTP PATCH CORDS

DESCRIPTION	PART NO.
[B] eXtreme Cat 6A Channel-Rated Standard Patch Cord, snagless boot, CM (PVC)	6210G-xx~
[C] Cat 6A Snagless Channel-Rated Patch Cord, LSHF/LSZH	6AZ10-++#

~ = Color: White (W), Red (R), Blue (L), Grey (S)
 ++ = Color: White (WH), Blue (BL), Grey (GY)
 xx = Length in feet
 # = Length in meters
 All Leviton Cat 6A patch cords are RoHS Compliant.



Additional custom lengths available; for assistance please visit Leviton.com/MTOCords or call Tech Support at (800) 824 3005 **Make to order!**



CAT 6 SLIMLINE BOOT UTP & SHIELDED PATCH CORDS

- Independently tested and verified by Intertek (ETL) to meet ANSI/TIA-568-C.2 component requirements
- Narrow-profile boot reduces congestion in high-density applications
- Strain-relief boot ensures long-term network performance
- Snagless boot design prevents tab breakage
- Ergonomic release tab allows for quick and easy connections and disconnects
- Atlas-X1™ shielded patch cord provides exceptional EMI/RFI protection
- 24-gauge stranded conductor cable for maximum flexibility

CAT 6 STANDARD UTP & SHIELDED PATCH CORDS

- Standard and LSHF/LSZH cords are independently tested and verified by Intertek (ETL) to meet ANSI/TIA-568-C.2 channel requirements
- Matching color cords and boots
- Strain-relief boot ensures long-term network performance

[A] EXTREME CAT 6 COMPONENT-RATED SLIMLINE-BOOT PATCH CORD, CM (PVC)

DESCRIPTION	WHITE	YELLOW	RED	BLUE	GREEN	GREY	BLACK
3-Foot Patch Cord	6D460-03W	6D460-03Y	6D460-03R	6D460-03L	6D460-03G	6D460-03S	6D460-03E
5-Foot Patch Cord	6D460-05W	6D460-05Y	6D460-05R	6D460-05L	6D460-05G	6D460-05S	6D460-05E
7-Foot Patch Cord	6D460-07W	6D460-07Y	6D460-07R	6D460-07L	6D460-07G	6D460-07S	6D460-07E
10-Foot Patch Cord	6D460-10W	6D460-10Y	6D460-10R	6D460-10L	6D460-10G	6D460-10S	6D460-10E
15-Foot Patch Cord	6D460-15W	6D460-15Y	6D460-15R	6D460-15L	6D460-15G	6D460-15S	6D460-15E
20-Foot Patch Cord	6D460-20W	6D460-20Y	6D460-20R	6D460-20L	6D460-20G	6D460-20S	6D460-20E

[B] EXTREME® CAT 6 CHANNEL-RATED STANDARD PATCH CORD, SNAGLESS BOOT, CM (PVC)

3-Foot Patch Cord	62460-03W	62460-03Y	62460-03R	62460-03L	62460-03G	62460-03S	62460-03E
5-Foot Patch Cord	62460-05W	62460-05Y	62460-05R	62460-05L	62460-05G	62460-05S	62460-05E
7-Foot Patch Cord	62460-07W	62460-07Y	62460-07R	62460-07L	62460-07G	62460-07S	62460-07E
10-Foot Patch Cord	62460-10W	62460-10Y	62460-10R	62460-10L	62460-10G	62460-10S	62460-10E
15-Foot Patch Cord	62460-15W	62460-15Y	62460-15R	62460-15L	62460-15G	62460-15S	62460-15E
20-Foot Patch Cord	62460-20W	62460-20Y	62460-20R	62460-20L	62460-20G	62460-20S	62460-20E

CAT 6 UTP & SHIELDED PATCH CORDS

DESCRIPTION	PART NO.
Atlas-X1 Cat 6 UTP Component-Rated SlimLine Boot Patch Cord, CM (PVC) (country of origin: USA)	6D560-xx*
[C] Atlas-X1 Cat 6 Shielded SlimLine Boot Patch Cord, CM (PVC), grey	6S560-xxS
Cat 6 UTP Snagless Channel-Rated Patch Cord, LSHF/LSZH	6Z460-++#

* = Color: White (W), Yellow (Y), Red (R), Blue (L), Green (G), Grey (S), Black (E)
 ++ = Color: White (WH), Blue (BL), Grey (GY)
 xx = Length in feet
 # = Length in meters
 All Leviton Cat 6 patch cords are RoHS Compliant.



Additional custom lengths available; for assistance please visit Leviton.com/MTOCords or call Tech Support at (800) 824 3005

Make to order!

PATCH CORDS | Cat 6 High-Flex & Cat 5e



EXTREME® CAT 6 HIGH-FLEX PATCH CORDS

- Ultra high-density design
- Maximizes capacity of cable management and pathways
- 28-gauge stranded for the ultimate flexibility
- Snagless design prevents tab breakage

CAT 5E SLIMLINE-BOOT UTP PATCH CORDS

- Independently tested and verified by Intertek (ETL) to meet ANSI/TIA-568-C.2 component requirements
- Narrow-profile boot reduces congestion in high-density applications
- Strain-relief boot ensures long-term network performance
- Snagless boot design prevents tab breakage
- Ergonomic release tab allows for quick and easy connections and disconnects
- 24-gauge stranded conductor cable for maximum flexibility

CAT 5E STANDARD UTP

- Standard cords are independently tested and verified by Intertek (ETL) to meet ANSI/TIA-568-C.2 channel requirements
- Matching color cords and boots
- Strain-relief boot ensures long-term network performance


[A] EXTREME CAT 6 HIGH-FLEX PATCH CORD							
DESCRIPTION	WHITE	YELLOW	RED	BLUE	GREEN	GREY	BLACK
0.5-Foot Patch Cord	6H460-6IW	6H460-6IY	—	6H460-6IL	—	6H460-6IS	—
1-Foot Patch Cord	6H460-01W	6H460-01Y	6H460-01R	6H460-01L	6H460-01G	6H460-01S	6H460-01E
2-Foot Patch Cord	6H460-02W	6H460-02Y	—	6H460-02L	—	6H460-02S	—
3-Foot Patch Cord	6H460-03W	6H460-03Y	6H460-03R	6H460-03L	6H460-03G	6H460-03S	6H460-03E
4-Foot Patch Cord	6H460-04W	6H460-04Y	—	6H460-04L	—	6H460-04S	—
5-Foot Patch Cord	6H460-05W	6H460-05Y	6H460-05R	6H460-05L	6H460-05G	6H460-05S	6H460-05E
7-Foot Patch Cord	6H460-07W	6H460-07Y	6H460-07R	6H460-07L	6H460-07G	6H460-07S	6H460-07E
10-Foot Patch Cord	6H460-10W	6H460-10Y	6H460-10R	6H460-10L	6H460-10G	6H460-10S	6H460-10E
15-Foot Patch Cord	6H460-15W	6H460-15Y	6H460-15R	6H460-15L	6H460-15G	6H460-15S	6H460-15E
20-Foot Patch Cord	6H460-20W	6H460-20Y	6H460-20R	6H460-20L	6H460-20G	6H460-20S	6H460-20E

CAT 5E UTP & SHIELDED COMPONENT-RATED SLIMLINE-BOOT PATCH CORDS	
DESCRIPTION	PART NO.
Atlas-X1 Cat 5e UTP Component-Rated SlimLine-Boot Patch Cord, CM (PVC) (country of origin: USA)	5D560-xx*
[B] eXtreme Cat 5e UTP Component-Rated Slimline-Boot Patch Cord, CM (PVC)	5D460-xx*
GigaMax® Cat 5e UTP Channel-Rated Standard Patch Cord, CM (PVC)	5G460-xx*

xx = Length in feet
 * = Color: White (W), Yellow (Y), Blue (L), Green (G), Grey (S)
 All Leviton Cat 5e patch cords are RoHS Compliant.



Additional custom lengths available; for assistance please visit Leviton.com/MTOCords or call Tech Support at (800) 824 3005 



SECURE RJ SYSTEM

- Compatible with industry-standard RJ ports in most network equipment, devices, patch panels, and work area outlets
- Same-color extraction tool disengages color-matched patch cords and port blockers
- Transparent housing allows color coding without blocking visibility to link/status LEDs on electronic equipment
- Port blocker prevents unauthorized network connection and protects open, unused ports
- Cat 6A and Cat 6 Secure RJ Patch Cord options available

SECURE RJ SYSTEM

DESCRIPTION	PART NO.
[A] Cat 6 SlimLine-Boot Patch Cord, with Secure RJ housing on both ends (country of origin: USA)	SRJ6 ⁺ -xx*
[B] Secure RJ Port Blocker, pack of 12	SRJPB-00 [†]
[C] Secure RJ Extraction Tool, pack of 1	SRJET-00 [†]

xx = Length: Defined in table below. Minimum orders and extended lead time may apply. Contact Inside Sales at (800) 722 2082 for more details.

[†] = Patch cord housing, port blocker, and extraction tool colors: Choose from the transparent colors shown in (C) above.

* = Patch cord jacket colors: White (W), Yellow (Y), Red (R), Blue (L), Green (G), Grey (S), Black (E)



Make-to-Order! SECURE RJ PATCH CORD OPTIONS

CATEGORY	CABLE RATING	CABLE COLOR	CABLE LENGTH	SECURE HOUSING COLOR	SECURE HOUSING PLACEMENT
Cat 6A FTP	CM (PVC)	White, Yellow, Red, Blue, Green, Grey, Black	3-72 feet	White, Yellow, Red, Blue, Green, Purple, Black, Orange	Both Ends or One End
Cat 6 UTP	CM (PVC)	White, Yellow, Red, Blue, Green, Grey, Black	1-72 feet	White, Yellow, Red, Blue, Green, Purple, Black, Orange	Both Ends or One End

All patch cords utilize stranded cable.

WATCH:
TRAINING
VIDEOS



Leviton.com/ns/videos
"Secure RJ Copper Systems"

For assistance customizing your patch cords, please visit Leviton.com/configurator or call Tech Support at (800) 824 3005.

PRE-TERMINATED TRUNKS | Make-to-Order



UTP connector to plug



RECOMMENDED APPLICATIONS:

- Data Center Cabinets
- Telecommunications Racks
- Quick Network Deployment

PRE-TERMINATED COPPER TRUNKS

- Custom configured for length, connector type, and more
- Fast and easy installation with reduced labor costs
- 100% factory tested, with test results available
- Cat 6A trunks all use component-rated connectors, which provide guaranteed performance in short lengths
- Atlas-X1™ pre-terminated copper trunks provide the option of having connectors with shutters and/or icons
- Customized breakout length from braided sleeve improves installation flexibility and appearance
- Optional pulling eye protects connectors and eases installation
- Pre-terminated assemblies are eligible for limited lifetime product, system, and performance warranties
- Noise-Canceling XTP Technology cable available for Cat 6A assemblies to reduce bundle size and improve alien crosstalk (AXT) suppression
- Braided sleeve colors come in white for riser environments and black for plenum or LSHF/LSZH

Make-to-Order!		PRE-TERMINATED COPPER TRUNK OPTIONS				
CABLE TYPE	CABLE RATING	# OF CABLES	CABLE LENGTH	CABLE COLOR*	INDIVIDUAL CONNECTOR COLOR	TERMINATION OPTIONS
Cat 6A UTP	CMP, CMR, LSHF/LSZH	2-12	10-295 ft (3-90 m)	Blue	White, Light Almond, Ivory, Yellow, Orange, Crimson, Purple, Blue, Green, Grey, Black, Brown	Connector, Plug, Open
Cat 6A XTP^ UTP						
Cat 6A FTP	CMP, CMR		6-295 ft (2-90 m)	Blue	White, Light Almond, Ivory, Yellow, Orange, Crimson, Purple, Blue, Green, Grey, Black, Brown	Connector, Plug, Open
Cat 6 UTP	CMP, CMR, LSHF/LSZH					
Cat 5e UTP	CMP, CMR					

* = Additional cable and shielded connector colors are available, but may require additional lead-time. Contact Inside Sales at (800) 722 2082 for more details.

^ = Noise-Canceling XTP Technology

Available with Atlas-X1 or eXtreme® connectors.

All trunks utilize solid conductor cable.

For assistance customizing your trunks, please visit Levicon.com/configurator or call Tech Support at (800) 824 3005.

e2XHD COPPER TRUNKS

- e2XHD cassettes terminated to trunks in Cat 6A and Cat 6 work exclusively with e2XHD Flat or Angled patch panels (see page A18)
- Available with Atlas-X1™ or eXtreme® connectors
- Custom configured for length, connector type, and more
- Fast and easy installation with reduced labor costs
- 100% factory tested, with test results available
- Cat 6A trunks all use component-rated connectors, which provide guaranteed performance in short lengths



COPPER Trunks

Make-to-Order!		e2XHD COPPER TRUNK ASSEMBLY OPTIONS				
CABLE TYPE	CABLE RATING	# OF CABLES	CABLE LENGTH	CABLE COLOR*	INDIVIDUAL CONNECTOR COLOR & CASSETTE CONNECTOR COLOR	TERMINATION OPTIONS
Cat 6A UTP	CMP, CMR, LSHF/LSZH	6	10-295 ft (3-90 m)	Blue	White, Light Almond, Ivory, Yellow, Orange, Crimson, Purple, Blue, Green, Grey, Black, Brown	Connector, Plug, Open, Cassette
Cat 6A XTP^ UTP				Grey		
Cat 6A FTP	CMP, CMR		Blue			
Cat 6 UTP	CMP, CMR, LSHF/LSZH	6-295 ft (2-90 m)				

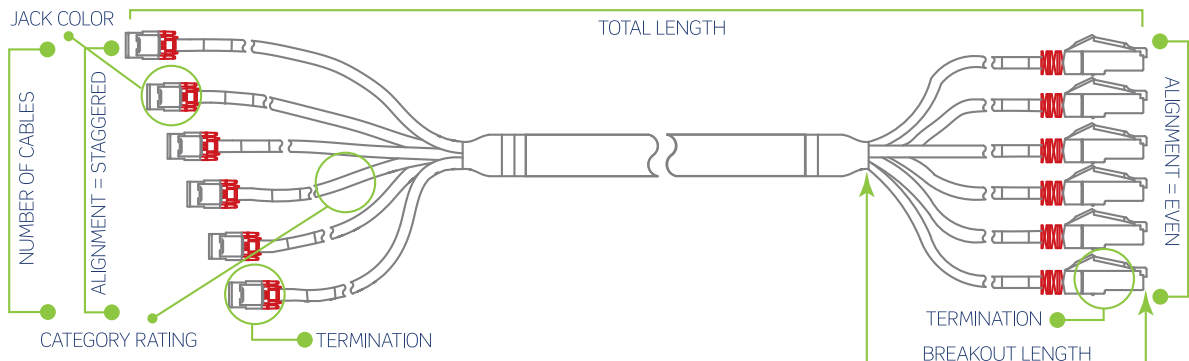
* = Additional cable and shielded connector colors are available, but may require additional lead-time. Contact Inside Sales at (800) 722 2082 for more details.
 ^ = Noise-Canceling XTP Technology
 All trunks utilize solid conductor cable.

For assistance customizing your trunks, please visit Leviton.com/configurator or call Tech Support at (800) 824 3005.

BREAKOUT & ALIGNMENT OPTIONS

Choose from five different alignments, or contact Tech Support at (800) 824 3005 to discuss options. e2XHD Copper Trunks will always have an even alignment on the cassette end(s). Different minimum breakout lengths apply.

	MINIMUM BREAKOUT LENGTHS	ALIGNMENT OPTIONS
Copper Trunks	<ul style="list-style-type: none"> • 12 cables = 24" minimum • 8 cables = 20" minimum • 6 cables = 18" minimum 	<ul style="list-style-type: none"> • Even • Stagger cable 1 shortest • Stagger cable 1 longest • Stagger cable 1 & 2 shortest (plug) • Stagger cable 1 & 2 longest (plug)
e2XHD Copper Trunks	<ul style="list-style-type: none"> • Cat 6 = 6" minimum • Cat 6A = 24" minimum 	<ul style="list-style-type: none"> • Even





FEATURED PRODUCTS

Palm Termination Tool **A34**

Wire-Punchdown Termination Tool **A34**

Copper Tools & Labeling

Leviton has everything you need to terminate and test our copper solutions. The ergonomic Palm Termination Tool, designed by and for installers, offers comfort-grip or rack-mounted positioning for termination, a sturdy connector holder, and a wire-supporting retainer. The Wire-Punchdown Termination Tool enables one-step punchdown of 110-style or 66 connecting block IDCs with a single push on the handle. Specialized termination tools, test equipment, crimping tools, and other accessories complete the collection.



PALM TERMINATION TOOL

- Overmolded ergonomic soft grip
- Easy-to-see wiring labels
- Connector holders provide stability for punchdown
- Incorporated retainer supports cable during termination
- Integrated holes allow rack-mounting of the Palm Tool for patch panel terminations
- Compatible with eXtreme®, GigaMax®, and QuickPort® AV connectors

MULTI-PAIR TERMINATION TOOL

- Designed for 110-style wiring blocks
- High-impact, spring-loaded handle for one-punch termination of multiple pairs
- “Blade-in” and “blade-out” options
- Includes 4-pair, Cat 6 head
- Cat 5e and 6 heads available individually

WIRE-PUNCHDOWN / TERMINATION TOOL

- Punches and trims each wire with just a single push of the handle
- Adjustable impact setting for minimal physical effort
- Spare blade storage in handle chamber
- Available in 110 IDC and 66 IDC
- Terminate 22-, 24-, or 26-gauge wire

CUTTING TOOLS

- Klein Tools® Electrician’s Scissors are excellent for cutting and stripping copper cable as well as trimming center splines and rip cords
- Klein Tools Flush Cutter neatly trims individual cable wires flush to connector body to prevent shorts in metal housings (recommended for Atlas-X1™ connectors)

TERMINATION TOOLS & BLADES

DESCRIPTION	PART NO.
[A] Palm Termination Tool	47615-PTT
[B] Wire-Punchdown/Termination Tool (blades sold separately)	49553-814
[C] 110 IDC Blade	49553-110
[D] 66 IDC Blade	49553-066
[E] EZ-RJ45 Crimp Tool	40989-ACT

MULTI-PAIR TERMINATION TOOLS & ACCESSORIES

[F] Mass-Termination Multi-Pair Tool Handle with Cat 6, 4-pair head	49553-TTH
Mass-Termination Replacement Head, Cat 6, 4 pair	49553-64H
Mass-Termination Replacement Head, Cat 5e, 5 pair	49553-55H

CUTTING TOOLS

[G] Klein Tools Electrician’s Scissors	49886-SIS
[H] Klein Tools Flush Cutter (must be ordered in increments of 5)	49886-FCS




A



B



C



D



E

TONE TEST SET

- Low-voltage tester for continuity, shorts, and opens
- Talk battery for a communications line on a vacant pair
- Identifies tip and ring polarity, and line condition for clear line with dial tone, busy line, and ringing line
- Generates continuous or warble tone to trace pairs and locate broken pairs or cables in walls — use with Inductive Speaker Probe (below)

INDUCTIVE SPEAKER PROBE

- Detects audible frequency tones for accurate tracing and identification of wires, cables, and metallic circuits

MODULAR PLUG BREAKOUT ADAPTER

- For testing any six- or eight-position modular connectors
- Works with the Tone Test Set

COAXIAL CONNECTOR TOOLS

- Crimp coax onto RG-59 or RG-6 cables
- Rugged metal construction with cushioned handles

MASTER COMPRESSION TOOL

- Terminates all Leviton coaxial compression connectors, including RCA and F-connectors
- Radial-style crimp compresses uniformly around connector body

TONE TEST SET, INDUCTIVE SPEAKER PROBE & KITS

DESCRIPTION	PART NO.
[A] Tone Test Set (includes 9-volt battery)	49560-TTS
[B] Inductive Speaker Probe (includes 9-volt battery, one duckbill tip, and one needlepoint tip)	49561-SSP
[C] Kit containing One Tone Test Set with Belt Holster, and one Inductive Speaker Probe with Belt Holster	49562-TSK

MODULAR PLUG BREAKOUT ADAPTER

[D] Modular Plug Breakout Adapter	40070-MDP
-----------------------------------	-----------

COAXIAL CONNECTOR TOOLS

[E] Master Compression Tool	40989-CPT
-----------------------------	-----------



WORK-AREA LABELING SOLUTIONS

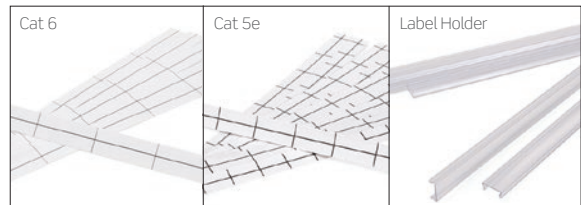
DESCRIPTION	PART NO.
[A] QuickPort® Shutter Kit (50 shutters) White Label Kit	51084-ICN 51084-XLB
[B] Color Label Kit includes grey, orange, red, yellow, green, blue, purple, and brown (2 sheets of each color)	51084-CLB
[C] Labels and Windows for Housings and Wallplates on page D6	41080-IDW
Labels and Windows for Stainless-Steel and Angled Wallplates on pages D7 and D8	43080-IDW
Pre-printed Port Labels, black ink, 10 sheets per package	41080-LEB

PATCH PANEL LABELING SOLUTIONS

[D] Adhesive Holder and Labels Kit for QuickPort Panels (supports 24 ports)	49257-QHD
[E] Adhesive Holder and Labels Kit for 110-Style Panels (supports 24 ports)	49257-I24
[F] Designation Kit Replacement for 110-Style Panels (supports 24 ports)	69585-IDL

110-STYLE LABELING SOLUTIONS

DESCRIPTION	PART NO.
Cat 6 Label Kit, 6 label strips per kit	41LBL-60W
Cat 5e Label Kit, 6 label strips per kit	41LBL-00W
Label Holder, 6 holders per kit	41100-HLD




SPOTLIGHT

Leviton Palm Termination Tool



Use the Leviton Palm Termination Tool (page A34) to quickly and easily punchdown connectors at the job site. The Palm Termination Tool was designed with contractor input and offers an ergonomic comfort grip, increased connector stability, and integrated holes that allow rack mounting for QuickPort panel terminations. The Palm Termination Tool is compatible with eXtreme® and GigaMax® Cat 6A/6/5e and QuickPort AV connectors.

FIBER SOLUTIONS



SECTION B CONTENTS

INTRODUCTION	B3	Systems Overview
	B7	Pre-Terminated Solutions
	B8	Opt-X® Unity 40/100G

OPT-X FAMILY	B10	Introduction
---------------------	------------	--------------

HDX SYSTEMS	B12	Enclosures, Panels & Accessories
	B13	Adapter Plates & Cassettes
	B15	Frame, Patch & Splice Decks

SDX SYSTEMS	B18	2000i Rack-Mount Enclosures
	B19	1000i Rack-Mount Enclosures
	B20	500i Rack-Mount Enclosures
	B21	Wall-Mount Enclosures
	B22	VertiGO®
	B23	Adapter Plates
	B25	MTP® Cassettes
	B26	Splice Trays & Splice Modules
B27	Accessories	

e2XHD SNAP-IN CASSETTE PATCHING SYSTEM	B30	Introduction
	B31	Panels, Cable Managers, Covers & Tools
	B32	Cassettes

LIGHTSPACE® SYSTEM	B34	Rack Mount
	B35	Wall Mount
	B36	Adapter Plates
	B37	Splice Trays & Holders
	B38	Splice Sleeves & Enclosure Accessories

FLUSH-MOUNT ENCLOSURES & PANELS	B40	Enclosures & Panels
--	------------	---------------------

EQUIPMENT-SPECIFIC SOLUTIONS	B42	Vertical Patching Brackets & Blade Replicators
-------------------------------------	------------	--

PRE-TERMINATED CABLE ASSEMBLIES	B44	Make-to-Order Overview
--	------------	------------------------

B45	Trunk Cables > Opt-X Unity 40/100G
------------	------------------------------------

B47	Trunk Cables > Opt-X Enterprise
------------	---------------------------------

B48	Trunk Cables > Plug-n-Play
------------	----------------------------

B49	MTP Harnesses > Opt-X Unity 40/100G
------------	-------------------------------------

B50	Opt-X Enterprise Harnesses
------------	----------------------------

B51	Array Cords > Opt-X Unity 40/100G
------------	-----------------------------------

B52	Array Cords > Opt-X Enterprise
------------	--------------------------------

B53	Patch Cords & Pigtails > Premium
------------	----------------------------------

B54	Patch Cords & Pigtails > Economy
------------	----------------------------------

CONNECTORS & HOUSINGS	B58	Connectors > FastCAM®
	B59	Connectors > Fast-Cure®

B60	Fiber Optic Fan-Out Kits
------------	--------------------------

B60	QuickPort® Adapters
------------	---------------------

TOOLS & CONSUMABLES	B62	Featured Products
	B63	Fiber Optic Tool Kits

B65	Fiber Optic Tools
------------	-------------------

B66	Consumable Products & Kits
------------	----------------------------

FIBER SYSTEMS

Whether your installation is small or large, simple or complex, you can rely on Leviton for a network patching platform that meets your requirements. From cloud data center to remote telecom room, from service provider to enterprise office building, Leviton solutions are versatile enough to meet specific customer demands, ensuring migration options for future bandwidth growth and strong return on infrastructure investment.

SYSTEM FEATURES:

Ultra high density (144 fibers per RU)

High density (96 fibers per RU)

Standard density (72 fibers per RU)

Angled panel eliminates need for patch cord cable manager

Individual sliding trays minimize impact on surrounding fibers

TAP Cassette option to monitor networks for performance and security

One-handed, single-click cassette installation for easy deployment

10/40/100G Unity migration to simplify tech upgrades

OM4+ fiber type for extended-reach fiber networks

OM1 / OM2 / OM3 / OM4 / OS2 fiber types for backward compatibility

Precision-molded adapter plates for durable network connections

Allows mix of copper and fiber for network flexibility

Cassettes with adjustable rear MTPs for improved bend radius

Field splicing capability



Opt-X® HDX
Mission Critical

Ultra high density platform to help meet increasing network demands in data centers.



e2XHD
Mission Critical

High-density snap-in cassettes allow a mix of fiber or copper patching for large enterprise applications.











Opt-X SDX
Enterprise

Versatile solutions in multiple sizes and styles for small data centers and enterprise applications.

	Opt-X® HDX Mission Critical	e2XHD Mission Critical	Opt-X SDX Enterprise
	✓		
		✓	
			✓
	✓	✓	
	✓		
	✓		
	✓	✓	
	✓	✓	✓
	✓	✓	
	✓	✓	✓
			✓
		✓	✓
		✓	✓
			✓


FIBER SOLUTIONS | Recommended Systems

	APPLICATIONS	ADAPTER PLATES	ENCLOSURES
	<p>Data center infrastructure</p> <p>High-bandwidth enterprise, building automation and security</p> <p>High-performance computer clusters</p> <p>VCSEL-based propagation</p>	 <p>HDX Cassettes & Adapter Plates — Page B13</p>	 <p>UHDX Enclosures — Page B12</p> <p>UHDX Panels — Page B12</p>
	<p>Building backbones and zone cabling</p> <p>Legacy cabling (62.5/125 μm fiber/OM1)</p> <p>Low-bandwidth enterprise, building automation and security</p> <p>Enterprise networks</p>	 <p>e2XHD Cassette — Page B32</p>  <p>SDX Adapter Plates — Page B23</p>	 <p>e2XHD — Page B31</p>  <p>2000i SDX — Page B18</p>  <p>1000i SDX — Page B19</p>
	<p>Campus and building backbones</p> <p>Entrance facilities and equipment rooms</p> <p>Long distances</p>	 <p>SDX Adapter Plates — Page B23</p>	 <p>2000i SDX — Page B18</p>  <p>1000i SDX — Page B19</p>  <p>500i SDX — Page B20</p>
	<p>Service provider</p> <p>Carrier equipment</p> <p>Legacy government applications</p>	 <p>LightSpace® Adapter Plates — Page B36</p>	 <p>LightSpace DPC 700 — Page B34</p>

CONNECTORS	CABLE ASSEMBLIES	FIBER TYPE & SPECIFICATION CHART									
 <p>FastCAM® Field-Installable Connectors — Page B58</p>	 <p>Premium Patch Cords & Pigtails — Page B53</p>			OM3		OM4		OM4+			
				850 nm	1300 nm	850 nm	1300 nm	850 nm	1300 nm		
		SPECIFICATION									
		Max. Attenuation (dB/km)		3.0	1.0	3.0	1.0	3.0	1.0		
		Overfill Launch Min. Bandwidth (MHz•km)		1500	500	N/A	500	N/A	500		
		Effective Modal Bandwidth (EMB)(MHz•km)		2000 ¹	N/A	4700 ¹	N/A	4900	N/A		
		1G Transmission Distance (m)		1000	600	1040	600	1210	600		
10G Transmission Distance (m)		300	300 ₂	550	300 ₂	600	300 ₂				
40/100G Transmission Distance (m)		100	N/A	150	N/A	300 ³	N/A				
		<small>¹ The effective modal bandwidth is determined based on an overfill launch (OFL) per ANSI/TIA-455-204, except on LOMM fiber types. ² 10GbE transmission at 1300 nm only applies to 10GBASE-LX4 (CWDM). ³ Reach calculation is based on attenuation of ≤3.0 dB/km at 850 nm and 1.0 dB of connector loss.</small>									
 <p>Fast-Cure® Field-Installable Connectors — Page B59</p>	 <p>Economy Patch Cords & Pigtails — Pages B54, B56</p>			OM1		OM2					
				850 nm	1300 nm	850 nm	1300 nm				
		SPECIFICATION									
		Maximum Attenuation (dB/km)		3.5	1.0	3.0	1.0				
		Overfill Launch Minimum Bandwidth (MHz•km)		200	500	950	500				
1G Transmission Distance (m)		300	600	750	600						
10G Transmission Distance (m)		36	300	150	300						
 <p>FastCAM Field-Installable Connectors — Page B58</p>	 <p>Premium Patch Cords & Pigtails — Page B53</p>			OS2							
				1310 nm		1550 nm					
		SPECIFICATION									
		Maximum Attenuation (dB/km)		0.4		0.3					
		1G Transmission Distance (m)		5,000		N/A					
10G Transmission Distance (m)		10,000		N/A							
 <p>Fast-Cure Field-Installable Connectors — Page B59</p>	 <p>Economy Patch Cords & Pigtails — Pages B55-B56</p>			OS2							
				1310 nm		1550 nm					
		SPECIFICATION									
		Maximum Attenuation (dB/km)		0.4		0.3					
		1G Transmission Distance (m)		5,000		N/A					
10G Transmission Distance (m)		10,000		N/A							

PRE-TERMINATED SOLUTIONS

Leviton recommends using pre-terminated trunks and harnesses whenever possible. With 100 percent factory testing and no need for field terminations or splices, installation time is reduced by up to 70 percent. Pre-terminated MTP® cassettes feature a space-saving design with a notched back for a smaller footprint and excellent radius control. All Leviton pre-terminated solutions are made to your specifications: fiber and cable type, fiber count, connector type, breakout leg types, length, and more. See more information on page B44.



TRUNK CABLES (see pages B45-B48)

- MTP to MTP, including 12- and 24-fiber MTP connectors
- Discrete to discrete (LC, SC, ST, and MU)*
- MTP to discrete*
- Single-mode, multimode, and laser-optimized multimode types available

HARNESSES (see pages B49-B50)

- MTP-to-MTP connectors
- MTP-to-discrete connectors (LC, SC, ST, and MU)*
- Single-mode, multimode, and laser-optimized multimode types available

MTP CASSETTES

- Available in HDX, SDX, and e2XHD form factors
- 12- or 24-fiber MTP connectors on the back
- MTP connectors or discrete connectors on the front, including LC, SC, and MU*
- Single-mode, multimode, and laser-optimized multimode types available

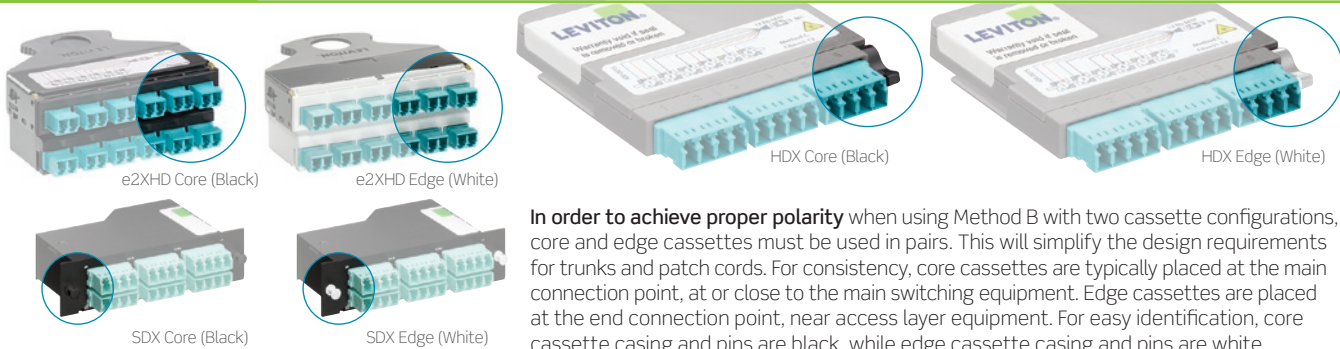
* = LC/APC and SC/APC available for OS2.

PRE-TERMINATED FIBER CABLING PERFORMANCE

	CONNECTOR MATED PAIRS					MTP CASSETTES & HARNESSES							
	MULTIMODE			SINGLE-MODE		MULTIMODE			SINGLE-MODE				
	Duplex Max IL	12-Fiber Plug-n-Play Max IL	12-Fiber Enterprise Max IL	8- & 12-Fiber Unity	24-Fiber Max IL	Plug-n-Play Max IL	Enterprise Unity Max IL	8- & 12-Fiber Unity Max IL	12-Fiber Enterprise Max IL	24-Fiber Unity Max IL	12-Fiber Plug-n-Play Max IL	12-Fiber Enterprise Max IL	24-Fiber Max IL
LC	0.25	—	—	—	—	0.25	0.25	0.35	0.50	0.50	1.00	0.50	0.50
SC	0.25	—	—	—	—	0.25	0.25	—	0.50	—	1.00	—	0.60
MTP	—	0.50	0.35	0.20	0.35	0.75	0.35	0.55	0.75	0.75	0.75	0.90	0.75

SPOTLIGHT

Core & Edge Cassettes



In order to achieve proper polarity when using Method B with two cassette configurations, core and edge cassettes must be used in pairs. This will simplify the design requirements for trunks and patch cords. For consistency, core cassettes are typically placed at the main connection point, at or close to the main switching equipment. Edge cassettes are placed at the end connection point, near access layer equipment. For easy identification, core cassette casing and pins are black, while edge cassette casing and pins are white.



FIBER Pre-Terminated

PREPARE FOR 40/100G WITH THE OPT-X UNITY MULTIMODE SYSTEM

Leviton pre-terminated Opt-X Unity 40/100G laser-optimized multimode (LOMM) systems offer an ideal migration path to 40/100G speeds. They also meet IEEE 802.3ba and 802.3bm standards, which respond to the needs of data centers and enterprise networks that require speeds beyond 100G. The Opt-X Unity system features pre-terminated trunks, harnesses, array cords, and MTP® cassettes to help you future-proof your networks. See pages B46, B49, and B51 for detailed product information.

- System of trunks, harnesses, and cassettes is 40/100G ready
- Industry-leading 24-fiber MTP system
- System uses best-in-class MTP premium multi-fiber connectors
- Ultra-low-loss 8- and 12-fiber MTP connectors
- Available in laser-optimized multimode (OM3/OM4/OM4+)
- Third-party verification of 40/100G channel performance

40/100G MULTIMODE CHANNEL REQUIREMENTS (IEEE802.3BA AND IEEE802.3BM)

APPLICATION	IEEE STANDARD	OM3		OM4	
		Max Channel IL	Reach	Max Channel IL	Reach
40G-SR4	802.3ba	1.9	100 m	1.5	150 m
100G-SR10	802.3ba	1.9	100 m	1.5	150 m
100G-SR4	802.3bm	1.8	70 m	1.9	100 m

OPT-X UNITY 40/100G SYSTEM


- 24-fiber MTP trunks
- 24-fiber MTP harnesses
- 24-fiber MTP array patch cords
- 24-fiber MTP cassettes
- 100G migration is available in HDX, SDX, and e2XHD footprints


Contact dcteam@leviton.com for help designing your 10/40/100G migration plan.

MIGRATION SOLUTIONS TO OPT-X UNITY 40/100G SYSTEM FROM EXISTING 10G NETWORKS

- 8- and 12-fiber MTP trunks
- 8- and 12-fiber MTP harnesses
- 8- and 12-fiber array patch cords
- 8- and 12-fiber MTP cassettes

COLOR-CODED BOOTS ON MTP





FEATURED PRODUCTS

HDX Systems **B12**

SDX Systems **B17**

Opt-X Family of Fiber Optic Systems

Opt-X® systems provide the high-performing, flexible, and reliable solutions needed for today's mission-critical and enterprise environments while supporting the capability for future technology upgrades and network migrations. The Opt-X family of products offers options and designs for high-end and economical applications, with customizable solutions that meet specific network requirements.



HDX PLATFORM

High- and ultra-high-density systems that support cloud data center and large enterprise networks with network manageability and a reduced cabling network footprint.



UHDX Enclosures



UHDX Panels



HDX-to-SDX Adapter Bracket



HDX Frame Patch Deck



HDX Retrofit Tray (for use with SDX Enclosures)



HDX Frame

SDX PLATFORM

Versatile fiber optic patching solutions, available in multiple sizes and styles, designed to support enterprise and small data center applications.



2000i SDX Enclosures



1000i SDX Enclosures



VertiGO SDX Panels



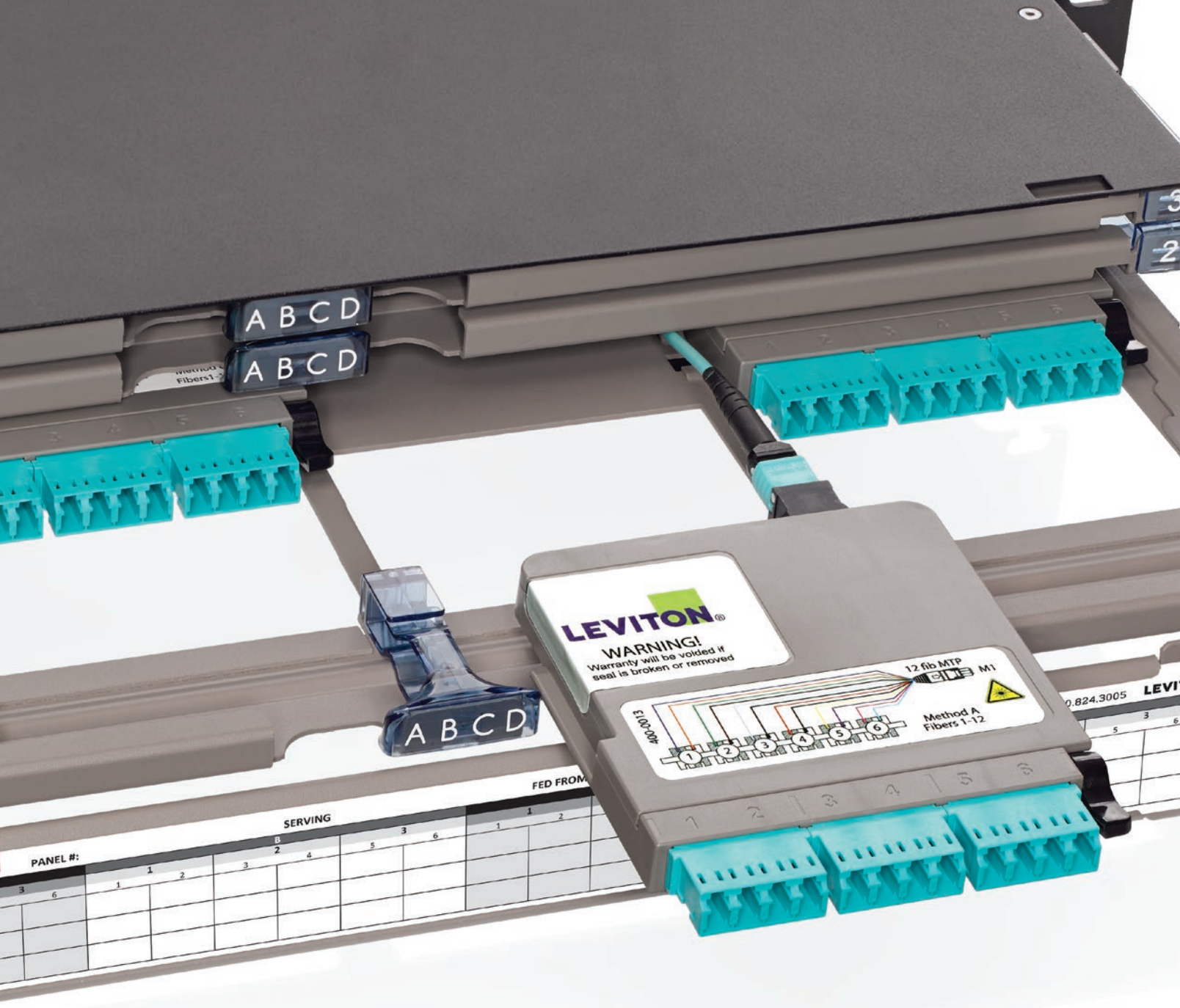
500i SDX Enclosures



500i SDX Panels



SDX Wall-Mount Enclosures



FEATURED PRODUCTS


UHDX System **B12**

HDX Adapter Plates & Cassettes **B13**

HDX Systems

144 LC Fibers Per RU

Data centers and telecommunications rooms are rapidly outgrowing their footprints as they attempt to meet increasing network demands. Leviton UHDX enclosures offer optimum patching capacity in areas where space is at a premium. Using HDX Adapter Plates and Cassettes, the enclosures allow up to 144 fibers with LC connectors, or 1,728 fibers with 24-fiber MTP® connectors — the highest density per rack unit available.



UHDHX RACK-MOUNT ENCLOSURES

- Accepts Leviton HDX Adapter Plates and Cassettes
- Up to 144 fibers with LC connectors or 1,728 fibers with 24-fiber MTP® connectors
- Individual sliding trays allow easy access to fiber connectors in dense applications
- 20-inch depth, with hinged or removable rear doors for accessibility to rear cable routing
- Hinged front door provides easy means to install, remove, and update port ID labels
- Highly visible port locators in the front and rear of the enclosure help easily identify specific ports

UHDHX 1RU FLAT & ANGLED PANELS

- Angled panel eliminates the need for horizontal patch cord cable managers
- Open access to patch cords and trunks
- One-hand installation and removal of HDX and HDX2 cassettes or adapter plates
- Up to 144 fibers with LC connectors or 1,728 fibers with 24-fiber MTP® connectors

ACCESSORIES

- Cable clamp kits minimize excessive pulling, bending, and crushing
- Brush guards minimize dust buildup in rear of enclosure
- Rear cable manager (sold separately) supports fiber cables and snaps directly into panel without tools
- 0RU, 1RU, and 2RU cable managers provide protection and routing of patch cords for flat panel



RECOMMENDED APPLICATIONS:

Data Centers

Entrance Facility

19" and 23" Racks and Cabinets

UHDHX RACK-MOUNT ENCLOSURES & PANELS

DESCRIPTION	MAXIMUM CAPACITY					PART NO.
	FIBERS (USING LC)	FIBERS (USING 24F MTP)	ADAPTER PLATES	OR	MTP CASSETTES	
[A] 1RU UHDHX Enclosure, empty	144	1,728	12		12	5R1UD-S12
[B] 2RU UHDHX Enclosure, empty	288	3,456	24		24	5R2UD-S24
[C] 4RU UHDHX Enclosure, empty	576	6,912	48		48	5R4UD-S48
[D] 1RU UHDHX Angled Panel, empty	144	1,728	12		12	HDX1A-144
[E] 1RU UHDHX Flat Panel, empty	144	1,728	12		12	HDX1F-144

ACCESSORIES

DESCRIPTION	PART NO.
Universal Clamp Kit, single cable grommet (mounts to enclosure or rear cable manager)	5RCMP-KIT
Universal Clamp Kit, multiple cable grommet (mounts to enclosure or rear cable manager)	5RCMP-KT2
Universal Clamp Kit, single and multiple cable grommet (for rack mounting)	5RCMR-KIT
[F] 1RU Brush Guard, bag of 2	5RBSH-1UN
2RU Brush Guard, bag of 2	5RBSH-2UN
[G] 0RU Universal Patch Cord Cable Manager	5RCMT-VFG
1RU Universal Patch Cord Cable Manager (includes 0RU cable manager)	5R1UX-CMT
2RU Universal Patch Cord Cable Manager (includes 0RU cable manager)	5R2UX-CMT
23" Rack-Mount Ears, bag of 2	5REAR-023
[H] Rear Cable Manager for Panels, with cable management rings	E2XHD-CMB

HDX SYSTEMS | Adapter Plates & Cassettes



A



B



1x12 MTP® to 12-Fiber LC Cassette (OM3)



HDX2 MTP cassette with
1x24 MTP to 24 LC (OM3)



2x24 MTP to 6x8 MTP Cassette



1x12 MTP to 12-Fiber LC Cassette (OM4+)

HDX ADAPTER PLATES

- Connect to field-terminated backbone cabling or pre-terminated trunks
- Easy, one-hand installation and removal
- Offered in OM1/OM2, OM3/OM4, OM4+, and OS2 fiber types
- LC, SC, and MTP styles in 6, 12, 24, or up to 72/144 fiber configurations are available
- Visible sequential numbering to identify ports (for Tx and Rx)

HDX Adapter Plates & Cassettes work with HDX Frame Patch Decks, UHDx Enclosures and Panels, and HDX-to-SDX Adapter Brackets.

HDX & HDX2 MTP® CASSETTES

- Easy to migrate from 10G to 40/100G when used with Opt-X® Unity trunks, harnesses, and patch cords
- 12- or 24-fiber MTP configurations
- Select from LC or MTP connectors for 10G, 40G, or 100G applications
- Configure up to 48 fibers for 24 channels (10G) and 6 channels (40G or 100G)
- Pre-terminated fiber eliminates the need for complicated field terminations and splices
- A variety of fiber types are available, including single-mode, multimode, and laser-optimized multimode
- Easy, one-hand installation and removal



HDX ADAPTER PLATES

DESCRIPTION	PART NO.
12-fiber HDX Adapter Plate, OM1 & OM2, Quad LC (beige), zirconia ceramic sleeve	5FUHD-2IL
[A] 12-fiber HDX Adapter Plate, OM3 & OM4, Quad LC (aqua), zirconia ceramic sleeve	5FUHD-2QL
12-fiber HDX Adapter Plate, OM4+, Quad LC (violet), zirconia ceramic sleeve*	5FUHD-2PL
12-fiber HDX Adapter Plate, OS2, Quad LC (blue), zirconia ceramic sleeve	5FUHD-2LL
12-fiber HDX Adapter Plate, OS2, Quad LC/APC (green), zirconia ceramic sleeve*	5FUHD-2VL
6-fiber HDX Adapter Plate, OM1 & OM2, Duplex SC (beige), zirconia ceramic sleeve	5FUHD-6IC
6-fiber HDX Adapter Plate, OM3 & OM4, Duplex SC (aqua), zirconia ceramic sleeve	5FUHD-6QC
6-fiber HDX Adapter Plate, OS2, Duplex SC (blue), zirconia ceramic sleeve	5FUHD-6LC
6-fiber HDX Adapter Plate, OS2, Duplex SC/APC (green), zirconia ceramic sleeve*	5FUHD-6VC
HDX Adapter Plate, 3 Duplex MTP Adapters (black), key up/key up	5FUHD-6MB
[B] HDX Adapter Plate, 3 Duplex MTP Adapters (black), key up/key down	5FUHD-6MP
HDX Adapter Plate, blank (black)	5FUHD-BLK

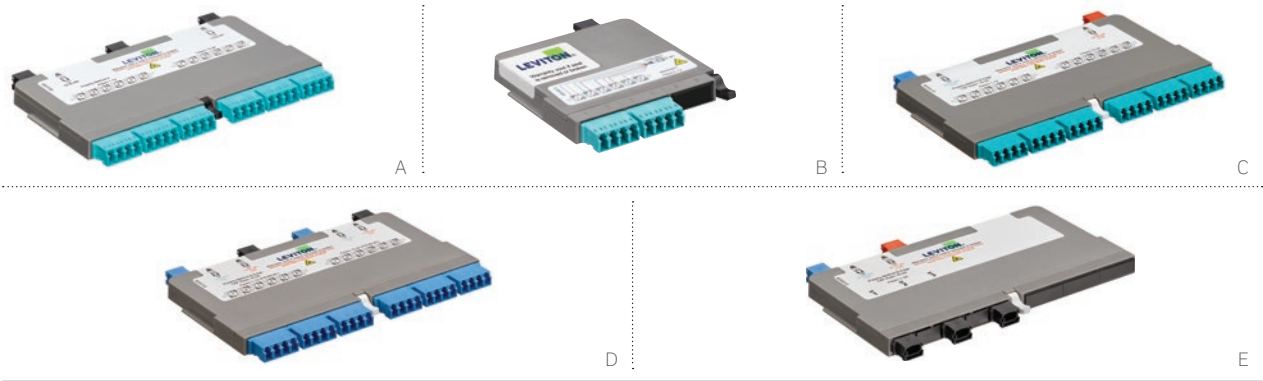
* = Minimum order quantity and lead times may apply.

Make-to-Order! HDX/HDX2 CASSETTE OPTIONS

FIBER TYPE	FIBER COUNT	CONNECTOR TYPE (FRONT)	MTP TYPE (REAR)	POLARITY
<ul style="list-style-type: none"> • OM3 • OM4 	<ul style="list-style-type: none"> • 12 • 24 • 48 	<ul style="list-style-type: none"> • LC • LC (Violet) • 8-fiber MTP (Female) 	<ul style="list-style-type: none"> • 12-fiber MTP (Male) • 24-fiber MTP (Male) 	<ul style="list-style-type: none"> • Method A • Method B, Core • Method B, Edge • Method C

For MTP Method B polarity, you must order one each of the core and edge cassettes.

For assistance customizing your cassettes, please visit Leviton.com/configurator or call Tech Support at (800) 824 3005.



HDX2 & HDX CONVERSION CASSETTES

- Manage polarity to maintain, transmit, and receive connections between parallel optics and SFP connectivity
- Connect to electronics with LC-style ports and aggregates SFP ports to a QSFP28 or PSM4 (100G), QSFP+ (40G), or CXP (120G) port
- Fit in UHDX enclosures and panels
- Snap in and out of enclosure/panel for rapid installation, adds, and changes

HDX2 TAP CASSETTES

- Traffic analysis points (TAPs) provide real-time monitoring in network or SAN environments for anomalies in security and performance
- Fit in UHDX enclosures and panels
- Supports monitoring of 10G and 40G channels (QSFP)
- Available in two split ratios for network design flexibility: 70:30 and 50:50
- BiDi TAP available for 40G

HDX2 & HDX CONVERSION CASSETTES

DESCRIPTION	PART NO.
HDX2, OM3, 3x8 fiber MTP® to 24-fiber LC, (100G to 25G, 40G to 10G)	32LM1-41C
[A] HDX2, OM4, 3x8 fiber MTP to 24-fiber LC, (100G to 25G, 40G to 10G)	42LM1-41C
HDX2, OM4+, 3x8 fiber MTP to 24-fiber LC, (100G to 25G, 40G to 10G)	52LM1-41C
HDX2, OS2, 3x8 fiber MTP to 24-fiber LC, (100G to 25G, 40G to 10G)	U2LM1-41C
HDX2, OM3, 24-fiber MTP to 24-fiber LC, (120G to 10G)	32LM2-21C
HDX2, OM4, 24-fiber MTP to 24-fiber LC, (120G to 10G)	42LM2-21C
HDX, OM3, 8 fiber, MTP to 8-fiber LC, (100G to 25G, 40G to 10G)	38LM1-1AE
[B] HDX, 8 fiber, MTP to 8-fiber LC, (100G to 25G, 40G to 10G)	48LM1-1AE
HDX, OM4+, 8 fiber, MTP to 8-fiber LC, (100G to 25G, 40G to 10G)	58LM1-1AE
HDX, OS2, 8 fiber, MTP to 8-fiber LC, (100G to 25G, 40G to 10G)	U8LM1-41C

HDX2 TAP CASSETTES

OM4 24-Fiber MTP to LC, Method B Edge 50:50, aqua	42LM2-BE5
OS2 24-Fiber MTP to LC, Method B Edge 50:50, blue	U2LM2-BE5
[C] OM4 24-Fiber MTP to LC, Method B Edge 70:30, aqua	42LM2-BE7
OS2 24-Fiber MTP to LC, Method B Edge 70:30, blue	U2LM2-BE7
OM4 24-Fiber 2x12 MTP to LC, Method B Edge 50:50, aqua	42LM1-BE5
[D] OS2 24-Fiber 2x12 MTP to LC, Method B Edge 50:50, blue	U2LM1-BE5
OM4 24-Fiber 2x12 MTP to LC, Method B Edge 70:30, aqua	42LM1-BE7
OS2 24-Fiber 2x12 MTP to LC, Method B Edge 70:30, blue	U2LM1-BE7
OM4 24-Fiber MTP to 3x8 MTP (female), Method B Edge 70:30	42MM2-BE7
OS2 24-Fiber MTP to 3x8 MTP (female), Method B Edge 70:30	U2MM2-BE7
[E] OM4 24-Fiber MTP to 3x8 MTP (female), Method B Edge 50:50	42MM2-BE5
OS2 24-Fiber MTP to 3x8 MTP (female), Method B Edge 50:50	U2MM2-BE5
OM4 12-Fiber MTP-LC 50:50 BiDi TAP	42LM2-AB5



HDX FIBER OPTIC DISTRIBUTION FRAME (3,168 CAPACITY)

- Integrated cable management and routing solutions for minimum bend radius, better slack storage, and protection
- Holds up to 22 decks, each configured with cassettes, adapter plates, or splice trays
- Lockable rear doors included to protect and conceal trunk cabling
- Optional front door kit (sold separately) with transparent door is lockable for additional security
- Occupies only one 2 x 2-foot tile
- Seismic rated to GR-63-CORE, Zone 4, UL 2046 Listed

HDX FRAME CAPACITY CHART	
CONNECTIVITY	MAX. FIBER STRANDS
LC	3,168
SC	1,584
12-Fiber MTP®	7,776
24-Fiber MTP	15,552

Chart based on use of 48-fiber trunks

PATCH DECK

- 2RU height for up to 144 fibers (using LC) capacity
- Holds 6 independent sliding trays and accepts up to 12 HDX or 6 HDX2 adapter plates or cassettes
- Magnifying port identification label holders for better visibility
- Integrated minimum bend radius protection



See page B13 for HDX Cassettes and Adapter Plates.

SPLICE DECK

- Modular 3.5-inch-high deck accepts up to three independent splice deck trays
- Sliding trays are removable for ease of splicing
- Heat-shrink fusion splicing of individual 250 μm or 900 μm tight-buffer fibers for up to 144 fibers per deck
- Mass ribbon fusion splicing available as custom order

24-FIBER HIGH-DENSITY SPLICE TRAY

- Use with HDX Frame Splice Decks, 2 trays per splice deck tray
- Protect and manage heat-shrink spliced fibers
- Heat-shrink splice sleeves included

HDX FIBER OPTIC FRAME SYSTEM

DESCRIPTION	PART NO.
[A] HDX Fiber Optic Distribution Frame, 7' H x 2' W x 2' D	F3168-22F
[B] 2RU Patch Deck, empty (includes front/rear cable management and cable clamp kit)	F3168-DCK
[C] 2RU Splice Deck, empty (includes VELCRO® Brand ties, front/rear cable management, and cable clamp kit)	F3168-SPD
[D] Cross-Frame Routing Kit	F3168-CFR
[E] Front Door Kit	F3168-FDR
Cable Clamp Kit, single-cable grommet	F3168-CCK
2RU Blank Panel	F3168-BLK

24-FIBER SPLICE TRAY

[F] 24-Fiber Heat-Shrink-Style Molded Splice Tray (includes 60 mm splice sleeves)	T5PLS-24F
--	-----------

For assistance customizing your HDX frame system, please call Tech Support at (800) 824 3005.



INDUSTRY-LEADING DENSITY

One HDX Frame holds up to 22 patch decks, and occupies only one 2 x 2-foot floor tile.

BUILT-IN CABLE MANAGEMENT & ROUTING

The frame keeps pathways clean and organized, using integrated cable management for minimum bend radius, better slack storage, and protection within the frame.

SUPERIOR SCALABILITY


HDX frames can be ganged together to handle future growth with easy pass-through cross-frame routing kits. And with 24-fiber MTP connectivity, they are ideal for migration from 10G to 40G to 100G and beyond.

EASY ACCESSIBILITY

The frame's open design greatly reduces time and labor for maintenance, as it allows unobstructed access to patch cord connections. The one-tile footprint makes it easier to access the space beneath a raised floor.

ROi Savings Calculator

By reducing overall floor space, the HDX Fiber Distribution System creates significant yearly cost savings over a traditional main distribution area. Calculate your return on infrastructure investment (ROi) when installing the HDX Frame, and estimate your long-term savings over standard 19" cabinets or racks. Go to apps.leviton.com/HDXcalculator.





FEATURED PRODUCTS

Enclosures **B18**


Adapter Plates **B23**

MTP Cassettes **B25**

SDX Systems

72 LC FIBERS PER RU

The SDX System, part of the Opt-X® family of fiber optic solutions, is a flexible solution designed for easy installation and maintenance. Whether it's the 2000i for data centers or 1000i and 500i for medium and small enterprise applications, each comes packed with features for better cable organization and maintainability. In addition, precision-molded SDX adapter plates, MTP® cassettes, and cable assemblies offer the flexible connection and storage options to meet any project need.



2000i SDX 1RU/2RU/4RU RACK-MOUNT ENCLOSURES

- Accepts SDX adapter plates, MTP® cassettes, splice trays, and splice modules
- Removable transparent hinged doors
- Sliding tray provides accessibility to front and rear of bulkhead after installation, and removes completely to facilitate field terminations and splicing
- 17-inch depth for high-density fiber termination and/or splicing
- Stackable and adjustable fiber rings simplify cable management
- Constructed of durable polycarbonate plastic and black powder-coated 16-gauge steel
- 19- or 23-inch rack-mount options (23-inch 1RU mounting bracket sold separately)
- 1RU and 2RU accept the HDX Retrofit Tray (sold separately) for higher density applications using HDX MTP Cassettes and Adapter Plates



RECOMMENDED APPLICATIONS:

- Data Centers
- Equipment Room
- Entrance Facility
- Telecommunications Room
- 19" and 23" Racks and Cabinets

SDX Systems

FIBER

DESCRIPTION	MAXIMUM CAPACITY				PART NO.		
	FIBERS (USING LC)	ADAPTER PLATES	AND	SPLICE TRAYS/MODULES*		OR	MTP® CASSETTES
[A] 1RU 2000i SDX Enclosure, empty, sliding tray	72	3		3		3	5R1UH-S03
[B] 2RU 2000i SDX Enclosure, empty, sliding tray	144	6		6		6	5R2UH-S06
[C] 4RU 2000i SDX Enclosure, empty, sliding tray	288	12		12		12	5R4UH-S12
[D] SDX Adapter Plates and Cassettes							See pages B23-B25.

* = Maximum splice tray capacity is limited by height of selected splice tray. Installation of multiple splice trays may require not installing tray covers.

Make-to-Order!		2000i SDX RACK-MOUNT ENCLOSURE OPTIONS						
ENCLOSURE STYLE	ADAPTER PLATES OR MTP CASSETTE SELECTION	ADAPTER PLATE QTY	FIBER TYPE	ADAPTER TYPE & PIGTAIL SELECTION	SPLICE TRAY STYLE	NO. OF SPLICE TRAYS	CABLE CLAMP KIT	MOUNTING EAR POSITION
• 1U	• 6 fibers (SC, ST)	• 1-12	• OM1	• LC	• Heat shrink, plastic holders, up to 12 fibers (molded tray)	• 1-12	• Yes	• 19"
• 2U	• 8 fibers (ST)		• OM2	• LC + pigtail	• Heat shrink, plastic holders, up to 24 fibers (molded tray)	• None	• No	
• 4U	• 12 fibers (LC, SC) • 24 fibers (LC only)		• OM3 • OM4 • OM4+ • OS2	• SC • SC/APC • SC + pigtail • SC/APC + pigtail • ST • ST + pigtail • LC (Violet)	• None			

For assistance customizing your enclosures, please visit Leviton.com/configurator or call Tech Support at (800) 824 3005.



1000i SDX 1RU/2RU/3RU/4RU RACK-MOUNT ENCLOSURES

- Accepts SDX adapter plates, MTP® cassettes, splice trays, and splice modules (pages B23-B25)
- Sliding tray in 1RU and 2RU removes completely for easy field terminations and splicing
- 15-inch depth for high-density fiber termination and/or splicing
- 19- or 23-inch enclosure rack-mount option (23-inch 1RU mounting bracket sold separately)
- Enclosures protrude 4.5 inches from mounting ears to align with Versi-Duct® Cable Management System
- LightSpace® (LGX® footprint) compatible versions also available by custom order
- Included accessory kit consists of cable ties, mounting-ear screws, and port ID label
- 1RU and 2RU accept the HDX Retrofit Tray (sold separately) for higher density applications using HDX MTP Cassettes



RECOMMENDED APPLICATIONS:


- Equipment Room
- Telecommunications Room
- 19" and 23" Racks and Cabinets

1000i SDX RACK-MOUNT ENCLOSURES							
DESCRIPTION	MAXIMUM CAPACITY					PART NO.	
	FIBERS (USING LC)	ADAPTER PLATES	AND	SPLICE TRAYS/MODULES*	OR		MTP CASSETTES
1RU 1000i SDX Enclosure, empty	72	3		3		3	5R1UM-F03
[A] 1RU 1000i SDX Enclosure, empty, sliding tray	72	3		3		3	5R1UM-S03
2RU 1000i SDX Enclosure, empty	144	6		6		6	5R2UM-F06
2RU 1000i SDX Enclosure, empty, sliding tray	144	6		6		6	5R2UM-S06
3RU 1000i SDX Enclosure, empty, horizontal^	216	9		12		9	5R3UM-F09
[B] 3RU 1000i SDX Enclosure, empty, vertical°	288	12		12		12	5R3UM-F12
[C] 4RU 1000i SDX Enclosure, empty, vertical°	288	12		12		12	5R4UM-F12
4RU 1000i SDX Enclosure, empty, horizontal^	360	15		12		15	5R4UM-F15

° = Vertical adapter plate/cassette orientation ^ = Horizontal adapter plate/cassette orientation
 * = Maximum splice tray capacity is limited by height of selected splice tray. Installation of multiple splice trays may require not installing tray covers.
 See pages B23-B25 for list of SDX adapter plates and cassettes. LightSpace (LGX footprint) compatible versions also available by special order.

Make-to-Order! 1000i SDX RACK-MOUNT ENCLOSURE OPTIONS									
ENCLOSURE STYLE	ADAPTER PLATES OR MTP CASSETTE SELECTION	ADAPTER PLATE QTY	FIBER TYPE	ADAPTER TYPE & PIGTAIL SELECTION	SPLICE TRAY STYLE	NO. OF SPLICE TRAYS	SECURITY OPTIONS	CABLE CLAMP KIT	MOUNTING EAR POSITION
<ul style="list-style-type: none"> • 1RU • 2RU • 1RU or 2RU with tray • 3RU or 4RU with horizontal adapter plates • 3RU or 4RU with vertical adapter plates 	<ul style="list-style-type: none"> • 6 fibers (SC, ST) • 8 fibers (ST) • 12 fibers (LC, SC) • 24 fibers (LC only) 	<ul style="list-style-type: none"> • 1-15 	<ul style="list-style-type: none"> • OM1 • OM2 • OM3 • OM4 • OM4+ • OS2 	<ul style="list-style-type: none"> • LC • LC + pigtail • SC • SC/APC • SC + pigtail • SC/APC + pigtail • ST • ST + pigtail • LC (Violet) 	<ul style="list-style-type: none"> • Heat shrink, plastic holders, up to 12 fibers (molded tray) • Heat shrink, plastic holders, up to 24 fibers (molded tray) • None 	<ul style="list-style-type: none"> • 1-12 • None 	<ul style="list-style-type: none"> • Locking front door • Locking rear door • Both doors • None 	<ul style="list-style-type: none"> • Yes • No 	<ul style="list-style-type: none"> • 19"

For assistance customizing your enclosures, please visit Leviton.com/configurator or call Tech Support at (800) 824 3005.



500i SDX 1RU/2RU/3RU FLUSH-MOUNT RACK ENCLOSURES

- Accepts SDX adapter plates, MTP® cassettes, splice trays, and splice modules (page B25-B28)
- Flush-mount adapter bulkhead makes moves, adds, and changes easy
- One-piece removable cover allows for complete accessibility to the back of the enclosure
- Accepts injection-molded splice trays and 4-inch x 7-inch metal splice trays
- Enclosure can store up to 3 meters of 900 μm tight-buffered fiber per adapter
- Included accessory kit consists of cable ties, mounting-ear screws, and port ID label
- 1RU and 3RU flush-mount panels accept SDX adapter plates and cassettes, and mount to 19-inch racks and cabinets
- Optional add-on patch cord cable management tray (sold separately) uses existing rack unit

RECOMMENDED APPLICATIONS:

- Equipment Room
- Telecommunications Room
- 19" Racks and Cabinets

500i SDX RACK-MOUNT ENCLOSURES

DESCRIPTION	MAXIMUM CAPACITY				PART NO.		
	FIBERS (USING LC)	ADAPTER PLATES	AND	SPLICE TRAYS/MODULES*		OR	MTP CASSETTES
[A] 1RU 500i SDX Enclosure, empty	72	3		3		3	5R1UL-F03
[B] 2RU 500i SDX Enclosure, empty	144	6		6		6	5R2UL-F06
[C] 3RU 500i SDX Enclosure, empty	288	12		12		12	5R3UL-F12
[D] 1RU 500i SDX Panel, empty	72	3		N/A		3	5R1UE-OPX
[E] 3RU 500i SDX Panel, empty	288	12		N/A		12	5R3UE-OPX

* = Maximum splice tray capacity is limited by height of selected splice tray. Installation of multiple splice trays may require not installing tray covers. See pages B23-B25 for list of SDX adapter plates and cassettes.

SPOTLIGHT Patch Cord Management Tray



Patch Cord Management Trays help route and organize cables on 500i SDX enclosures. The trays feature identification labels and front saddles that pivot for easier routing. Because they mount directly to the front of the enclosures, they do not require additional rack space. Available in 1RU and 2RU sizes, the trays can be used with any Leviton 1RU flush-mount MTP enclosure, and 2RU trays can be used with 3RU 500i SDX enclosures. (See page B27.)



SDX WALL-MOUNT FIBER OPTIC ENCLOSURES

- Four sizes available (mini, small, medium, large) to accommodate from 24 LC to 288 LC fibers
- Locking doors and dual-door access to separate user and service sides
- Cable and patch cord protection make it easier for contractors to dress-out and protect cable and jackets from damage and pinching
- Field splicing options include both splice trays and self-contained splice modules
- Mini mounting options: wall-mount, DIN rail, zero-RU, or cubicle wall installations
- Optional adapter allows enclosures to accommodate both Leviton SDX and HDX patching platforms


RECOMMENDED APPLICATIONS:


- Telecommunications Room
- Equipment Room
- FTTD
- ORU

SDX WALL-MOUNT ENCLOSURES

DESCRIPTION	MAXIMUM CAPACITY					PART NO.	
	FIBERS (USING LC)	ADAPTER PLATES	AND	SPLICE TRAYS/MODULES*	OR		MTP® CASSETTES
[A] Mini SDX Enclosure, empty, single door, no lock	24	1		N/A		1	5WMNT-01C
[B] Small SDX Enclosure, empty, dual doors, no lock	48	2		2		2	5WSML-02C
[C] Medium SDX Enclosure, empty, dual doors, no lock	96	4		4		4	5WMED-04C
[D] Large SDX Enclosure, empty, dual doors, no lock	288	12		12		12	5WLRG-12C

See pages B23 for list of SDX adapter plates.





VERTIGO ZERO-U PATCH PANELS

- QuickPort® or SDX-style openings for copper and fiber installations
- Zero-U uses no rack space
- Improves cabinet center airflow by routing rear cable along outer edges
- Styles with 3-inch channels* provide additional cable management space
- Hinged doors provide easy access to termination field
- Patented magnified lens label holders make for easy reading
- Pre-configured plug-n-play options available for fast network deployment; call +1 (425) 486 2222 for more information

*Not available as stand-alone pieces and must be purchased as a complete unit.

VERTIGO RACK-MOUNT PLUG-N-PLAY PATCH PANELS

- Adjustable mounting ears provide five unique offset distances for enhanced horizontal cable management
- Integrated cable manager
- Accepts all SDX adapter plates, allowing for a mix of copper, fiber, and multimedia connectivity
- Provides either MTP® plug-n-play or discrete point termination
- All VertiGO Rack-Mount Plug-N-Play Patch Panels sold as custom configurations; call +1 (425) 486 2222 for more information

WATCH: INSTALLATION VIDEOS



Leviton.com/ns/videos
"How to Mount a VertiGO Patch Panel"

VERTIGO ZERO-U PATCH PANELS

DESCRIPTION	PART NO.
[A] VertiGO Zero-U SDX Panel, empty	49280-AP0
[B] VertiGO Zero-U SDX Panel, 3" Channel, empty	49280-AP3
[C] VertiGO Zero-U Plug-N-Play Patch Panel*	Contact Customer Service +1 (425) 486 2222
[D] VertiGO Rack-Mount Plug-N-Play Patch Panels*	Contact Customer Service +1 (425) 486 2222


For VertiGO panels with QuickPort openings, see page A19.

* = Minimum order quantity and lead times may apply.

SPOTLIGHT Mounting Options for Mini Wall-Mount Enclosure

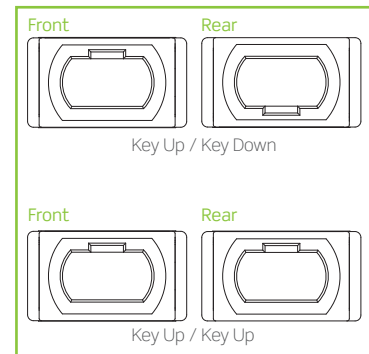


With a capacity of one SDX cassette or adapter plate — up to 24 LC fibers or 12 SC fibers — the Opt-X SDX Mini Wall-Mount Enclosure provides simple deployment and flexible mounting options for remote network hubs, non-traditional network areas, and other areas with extreme space constraints. Numerous options include wall-mounting, DIN-rail mounting, zero-RU rack mounting, ganging multiple mini enclosures, and even placement inside of a cubicle wall for easy and manageable network expansion.



SDX ADAPTER PLATES

- Work with SDX Enclosures, including 2000i, 1000i, 500i, VertiGO®, and wall-mount
- Captive push/pull fasteners allow for quick, tool-free installation and removal
- Precision-molded LC and SC adapter plate colors designate fiber type, per TIA standards
- Available in 6- to 24-fiber plates for LC, SC, and ST
- Available in 72- to 192-fiber plates for MTP®
- MTP and LC adapter plates with shutters available by custom order
- 6-position QuickPort® Adapter plates (item U) accept all QuickPort modules



SDX RACK-MOUNT ENCLOSURE CAPACITY

1RU FOR 2000i, 1000i & 500i	2RU FOR 2000i, 1000i & 500i	3RU FOR 1000i	3RU FOR 500i	4RU FOR 2000i & 1000i
Holds up to 3 adapter plates	Holds up to 6 adapter plates	Holds up to 9/12 adapter plates	Holds up to 12 adapter plates	Holds up to 12/15 adapter plates
6-pk Dplx LC = up to 36 fibers 6-pk Quad LC = up to 72 fibers 8-pk Dplx LC = up to 48 fibers 3-pk Dplx SC = up to 18 fibers 6-pk Dplx SC = up to 36 fibers 6-pk ST = up to 18 fibers 8-pk ST = up to 24 fibers	6-pk Dplx LC = up to 72 fibers 6-pk Quad LC = up to 144 fibers 8-pk Dplx LC = up to 96 fibers 3-pk Dplx SC = up to 36 fibers 6-pk Dplx SC = up to 72 fibers 6-pk ST = up to 36 fibers 8-pk ST = up to 48 fibers	6-pk Dplx LC = up to 108/144 fibers 6-pk Quad LC = up to 216/288 fibers 8-pk Dplx LC = up to 144/192 fibers 3-pk Dplx SC = up to 54/72 fibers 6-pk Dplx SC = up to 108/144 fibers 6-pk ST = up to 54/72 fibers 8-pk ST = up to 72/96 fibers	6-pk Dplx LC = up to 144 fibers 6-pk Quad LC = up to 288 fibers 8-pk Dplx LC = up to 192 fibers 3-pk Dplx SC = up to 72 fibers 6-pk Dplx SC = up to 144 fibers 6-pk ST = up to 72 fibers 8-pk ST = up to 96 fibers	6-pk Dplx LC = up to 144/180 fibers 6-pk Quad LC = up to 288/360 fibers 8-pk Dplx LC = up to 192/240 fibers 3-pk Dplx SC = up to 72/90 fibers 6-pk Dplx SC = up to 144/180 fibers 6-pk ST = up to 72/90 fibers 8-pk ST = up to 96/120 fibers

SDX WALL-MOUNT ENCLOSURE CAPACITY

MINI	SMALL	MEDIUM	LARGE
Holds up to 1 adapter plate	Holds up to 2 adapter plates	Holds up to 4 adapter plates	Holds up to 12 adapter plates
6-pk Dplx LC = up to 12 fibers 6-pk Quad LC = up to 24 fibers 8-pk Dplx LC = up to 16 fibers 3-pk Dplx SC = up to 6 fibers 6-pk Dplx SC = up to 12 fibers 6-pk ST = up to 6 fibers 8-pk ST = up to 8 fibers	6-pk Dplx LC = up to 24 fibers 6-pk Quad LC = up to 48 fibers 8-pk Dplx LC = up to 32 fibers 3-pk Dplx SC = up to 12 fibers 6-pk Dplx SC = up to 24 fibers 6-pk ST = up to 12 fibers 8-pk ST = up to 16 fibers	6-pk Dplx LC = up to 48 fibers 6-pk Quad LC = up to 96 fibers 8-pk Dplx LC = up to 64 fibers 3-pk Dplx SC = up to 24 fibers 6-pk Dplx SC = up to 48 fibers 6-pk ST = up to 24 fibers 8-pk ST = up to 32 fibers	6-pk Dplx LC = up to 144 fibers 6-pk Quad LC = up to 288 fibers 8-pk Dplx LC = up to 192 fibers 3-pk Dplx SC = up to 72 fibers 6-pk Dplx SC = up to 144 fibers 6-pk ST = up to 72 fibers 8-pk ST = up to 96 fibers

SDX PRECISION-MOLDED FIBER ADAPTER PLATES

DESCRIPTION	PART NO.
[A] 12-Fiber SDX Adapter Plate, OM1, Duplex LC (beige), zirconia ceramic sleeve	5F100-2IL
[B] 12-Fiber SDX Adapter Plate, OM2, Duplex LC (black), zirconia ceramic sleeve	5F100-2EL
[C] 12-Fiber SDX Adapter Plate, OM3 & OM4, Duplex LC (aqua), zirconia ceramic sleeve	5F100-2QL
[D] 12-Fiber SDX Adapter Plate, OM4+, Duplex LC (violet), zirconia ceramic sleeve	5F100-2PL
[E] 12-Fiber SDX Adapter Plate, OS2, Duplex LC (blue), zirconia ceramic sleeve	5F100-2LL
[F] 12-Fiber SDX Adapter Plate, OS2, Duplex LC/APC (green), zirconia ceramic sleeve	5F100-2VL
[G] 24-Fiber SDX Adapter Plate, OM1, Quad LC (beige), zirconia ceramic sleeve	5F100-4IL
[H] 24-Fiber SDX Adapter Plate, OM2, Quad LC (black), zirconia ceramic sleeve	5F100-4EL
[I] 24-Fiber SDX Adapter Plate, OM3 & 4, Quad LC (aqua), zirconia ceramic sleeve	5F100-4QL
24-Fiber SDX Adapter Plate, OM4+, Quad LC (violet), zirconia ceramic sleeve	5F100-4PL
[J] 24-Fiber SDX Adapter Plate, OS2, Quad LC (blue), zirconia ceramic sleeve	5F100-4LL
6-Fiber SDX Adapter Plate, OM1, Duplex SC (beige), zirconia ceramic sleeve	5F100-6IC
6-Fiber SDX Adapter Plate, OM2, Duplex SC (black), zirconia ceramic sleeve	5F100-6EC
6-Fiber SDX Adapter Plate, OM3 & OM4, Duplex SC (aqua), zirconia ceramic sleeve	5F100-6QC
6-Fiber SDX Adapter Plate, OS2, Duplex SC (blue), zirconia ceramic sleeve	5F100-6LC
6-Fiber SDX Adapter Plate, OS2, Duplex SC/APC (green), zirconia ceramic sleeve	5F100-6VC
[K] 12-Fiber SDX Adapter Plate, OM1, Duplex SC (beige), zirconia ceramic sleeve	5F100-2IC
[L] 12-Fiber SDX Adapter Plate, OM2, Duplex SC (black), zirconia ceramic sleeve	5F100-2EC
[M] 12-Fiber SDX Adapter Plate, OM3 & OM4, Duplex SC (aqua), zirconia ceramic sleeve	5F100-2QC
[N] 12-Fiber SDX Adapter Plate, OS2, Duplex SC (blue), zirconia ceramic sleeve	5F100-2LC
[O] 12-Fiber SDX Adapter Plate, OS2, Duplex SC/APC (green), zirconia ceramic sleeve	5F100-2VC
[P] 6-Fiber SDX Adapter Plate, ST MM/SM (black), zirconia ceramic sleeve	5F100-6MT
[Q] 8-Fiber SDX Adapter Plate, ST MM/SM (black), zirconia ceramic sleeve	5F100-8MT
[R] SDX Adapter Plate, blank (black)	5F100-PLT

SDX FIBER ADAPTER PLATES, METAL


16-Fiber SDX Adapter Plate (Black), OM1 & OM2, Duplex LC (beige), zirconia ceramic sleeve*	5F100-16P
16-Fiber SDX Adapter Plate (Black), OM3 & OM4, Duplex LC (aqua), zirconia ceramic sleeve*	5F100-16A
16-Fiber SDX Adapter Plate (Black), OS2, Duplex LC (blue), zirconia ceramic sleeve*	5F100-16Z
[S] SDX Adapter Plate, 6 simplex MTP® (black), key up/key down	5F100-6MP
SDX Adapter Plate, 6 simplex MTP (black), key up/key up*	5F100-6MB
[T] SDX Adapter Plate, 8 simplex MTP (black), key up/key down	5F100-8MP
SDX Adapter Plate, 8 simplex MTP (black), key up/key up*	5F100-8MB
[U] SDX Adapter Plate, 6-position QuickPort® (black), empty	5F100-6QP

* = Minimum order quantity and lead times may apply.

Additional adapter plate configurations available. Please contact Tech Support at (800) 824 3005 for more information.

SPOTLIGHT

SDX Precision-Molded Adapter Plates



Traditional adapter plate construction typically uses independent couplers inserted in a metal plate that often results in a “rattling” of components. Leviton SDX Adapter Plates eliminate rattling and loose-fitting adapters by using precision molding and integrated adapters, improving the overall performance, functionality, and quality of construction. All multimode and single-mode SDX plates feature zirconia ceramic sleeves, providing high performance and low insertion loss (recommended for applications requiring 10 Gbps and higher).



A



B



MTP-LC, 24-fiber, OM4
(OM4+ violet color option)

SDX MTP CASSETTES

- Plug-n-play cassettes eliminate the need for field termination or splices
- Bend-insensitive fiber used in OM3/OM4/OM4+ cassette
- All premium 12-fiber MTP cassettes use low-loss MTP connectors
- Low insertion loss of 0.5 dB maximum
- 100% factory tested with test results included with each cassette



SDX CASSETTES, COMMON CONFIGURATIONS

DESCRIPTION	PART NO.
12-Fiber SDX MTP Cassette, MTP-LC	FM-*012CAC0+
[A] 12-Fiber SDX MTP Cassette, MTP-SC	FM-*012BAC0+
[B] 24-Fiber SDX MTP Cassette, 2x12F MTP-LC	FM-*024CAC0+

* = fiber type: A = OS2, E = OM3, F = OM4, G = OM4+

+ = Polarity: A=Method A, C=Method C, BC = Method B (core), BE = Method B (edge). For Method B, each channel must have 1 core and 1 edge cassette.

Make-to-Order! MTP CASSETTE OPTIONS

FIBER TYPE	FIBER COUNT	CONNECTOR TYPE	MTP FIBER COUNT	POLARITY
• OM3	• 12	• LC	• 12	• MTP Method A
• OM4 (aqua)	• 24	• LC (Violet)		• MTP Method B, Core, Black Latches
• OM4+ (violet)		• LC/APC		• MTP Method B, Edge, White Latches
• OS2		• SC		• MTP Method C
		• SC/APC		

For MTP Method B polarity, you must order one each of the Core and Edge cassettes.


SDX PON SPLITTER MODULE

- Permits low optical loss for passive optical network layouts
- Cassette includes SC/APC connector on fiber lead
- Fits SDX wall- and rack-mount enclosures

SDX PON SPLITTER CASSETTES

DESCRIPTION	PART NO.
SDX Splitter, 1 x 16, SC/APC, 3-foot leg	PLC16-003
SDX Splitter, 2 x 16, SC/APC, 3-foot leg	PLC26-003
SDX Splitter, 1 x 32, SC/APC, 3-foot leg	PLC12-003
SDX Splitter, 2 x 32, SC/APC, 3-foot leg	PLC22-003

For assistance customizing your cassettes, please visit Levicon.com/configurator or call Tech Support at (800) 824 3005.





PRECISION-MOLDED SPLICE TRAYS

- 12-fiber mini and 24-fiber high-density splice trays
- Protect and manage heat-shrink-style spliced fibers
- Heat-shrink splice sleeves included
- Ratchet-action clamps with foam-rubber padding minimize damage to fibers
- Compatible with Leviton SDX 2000i and 1000i Enclosures, plus LightSpace® Wall-Mount Enclosures
- 24-fiber splice tray (T5PLS-24F) compatible with HDX frame splice deck
- 12-fiber splice tray compatible with Leviton network interface devices (NIDs); when stacking splice trays, only use lids on top tray

SDX 12- & 24-FIBER SPLICE MODULES

- Integrate fiber adapter bulkhead (12 or 24 fibers) and splice holders, eliminating the need of splice trays
- Individual compartments provide slack storage and bend radius guides for respective backbone cable, 900 µm tight-buffer pigtailed, and fusion-spliced fibers
- Modular design allows for ease of maintenance of individual spliced fiber and allows for scaling up without impacting existing fibers

PRECISION-MOLDED SPLICE TRAYS

DESCRIPTION	PART NO.
[A] 12-Fiber Mini Splice Tray, 3.74" W x 5.59" L x 0.56" H (includes 14 heat-shrink splice sleeves)	T5PLS-12F
[B] 24-Fiber High-Density Splice Tray, 4.5" W x 7.63" L x 0.50" H (includes 26 heat-shrink splice sleeves)	T5PLS-24F
Splice Tray Mounting Hardware Kit	SPLMT-HKT

SDX 12- & 24-FIBER SPLICE MODULES

[C] 12-Fiber Splice Module, LC*	SPLCS-12x
[D] 24-Fiber Splice Module, LC*	SPLCS-24x
[E] 12-Fiber Splice Module, SC*	SPSCS-12x


x = OM3 (A), OS2 (L), APC OS2 (V), OM4 (4), OM4+ (P)


Note: Splice tray mounting hardware sold separately except as noted. Additional configurations available including mechanical splice. Contact Inside Sales at (800) 824 3005 for more information.

For assistance ordering your splice trays, visit Leviton.com/configurator or call Tech Support at (800) 824 3005.

SPOTLIGHT SDX Fiber Splice Modules

SDX 12- and 24-Fiber Splice Modules protect and organize heat-shrink fusion-spliced fibers inside a fiber enclosure. Splice modules eliminate the need for individual splice trays within a fiber enclosure and provide optimal organization and slack management of fibers. Plus, the modular design enables faster field splicing and simple management of pigtails within the housing.





UNIVERSAL CABLE CLAMP KITS

- Minimize excessive pulling, bending, and crushing
- Enclosure-mount kits make cable identification easy and decrease need for tie-wraps inside enclosure
- Rack-Mount Kit ideal for vertical strain relief and strain relief at top or bottom of rack
- Compatible with UHDx and SDx rack-mount enclosures

SDX ENCLOSURE CABLE MANAGEMENT

- Fiber Cable Management Rings secure fiber slack; come in kit of four quarter-inch rings
- Patch Cord Bend Radius Brackets protect against macro bending in 2000i SDx enclosures
- Patch Cord Management Trays route and organize cables
- Trays mount directly to enclosures and do not require additional rack space

HDX RETROFIT TRAY & HDX-TO-SDX ADAPTER BRACKET

- Retrofit trays allow upgrade of SDx enclosures to accept HDx cassettes and adapter plates
- Trays allow for up to 96 LC fibers per RU
- Tray available for 1RU and 2RU 2000i and 1000i SDx enclosures
- HDx-to-SDx Adaptor Bracket upgrades SDx Enclosures to accept two HDx cassettes per bracket

UNIVERSAL PATCH CORD CABLE MANAGERS

- 0RU cable managers transition patch cords from horizontal to vertical pathway
- 1RU and 2RU cable managers provide protection and routing of patch cords for flat panels

ACCESSORIES		AVAILABLE FOR			
		2000i SDX	1000i SDX	500i SDX	WALL-MOUNT SDX
DESCRIPTION	PART NO.				
[A] Universal Clamp Kit, single cable grommet (for enclosure mounting)	5RCMP-KIT	X	X	X	X
Universal Clamp Kit, multiple cable grommet (for enclosure mounting)	5RCMP-KT2	X	X	X	X
[B] Universal Clamp Kit, single and multiple cable grommet (for rack mounting)	5RCMR-KIT	X	X	X	
1RU 23" Rack and Cabinet Mounting Bracket [^]	5R1RU-023	X	X		
Replacement Door [^]	5D000-*UN	X			
Replacement Door with Lock [^]	5D000-*UL	X			
Replacement Covers [^]	5C000-RPL	X			
[C] Fiber Cable Management ¼ Round Ring Kit (bag of four) [^]	5R100-14R	X	X	X	
[D] 2000i Patch Cord Bend Radius Bracket (bag of two) [^]	5PCBR-*BT	X			
Lock and Key for Rack-Mount and Wall-Mount Enclosures	5L000-KAL		X		X
[E] HDX Retrofit Sliding Tray 1RU	5R1UR-TRY	X	X		
HDX Retrofit Sliding Tray 2RU	5R2UR-TRY	X	X		
[F] HDX-to-SDX Adapter Bracket	HDXAD-ACC	X	X	X	X
[G] 1RU Patch Cord Management Tray, for use with any flat panels	5R1UX-CMT			X	
[H] 2RU Patch Cord Management Tray, for use with any flat panels	5R2UX-CMT			X	
Grounding Kit	DPGRD-KIT	X	X	X	X
[I] 0RU Patch Cord Managers, bag of 2	5RCMT-VFG	X	X	X	
DIN Rail Bracket Kit (for mini enclosure only)	DNRAL-ACC				X
0RU Mounting Bracket, bag of 2 (for mini enclosure only)	5WMNB-ACC				X

[^] = Minimum order quantity and lead times may apply.

* = Rack Units: 1RU (1), 2RU (2), 4RU (4)

SPOTLIGHT

Cable Clamp Kits



Cable clamp kits minimize excessive pulling, bending, and crushing forces on cable. The Enclosure-Mount Universal Clamp Kit makes it easy to identify cables and decreases the need for tie-wraps inside the enclosure. The kit also creates a transition point from jacketed cable to buffered fiber or subunits. The Rack-Mount Universal Clamp Kit is ideal for vertical strain relief and strain relief at the top or bottom of a rack/cabinet. Use it for installations with minimal vertical cable pathways and little space for an enclosure-mount cable clamp kit.



Rack-Mount Universal Clamp Kit Installed

Enclosure-Mount Universal Clamp Kit Installed




e2XHD Snap-In Cassette Patching System

FEATURED PRODUCTS

Panels **B31**

Cassettes **B32**

The e2XHD Copper and Fiber Patching System is an easy-to-connect, high-density solution for enterprise and data center applications, where fast deployment and simple maintenance are critical. The system includes 1RU high-density panels, copper and fiber snap-in cassettes, and accessories for additional cable protection and management. The e2XHD cassettes quickly snap in and pull out of the panels, making installation, moves, adds, and changes easier than ever. For copper cassettes, see page A18.



e2XHD Patching System
FIBER

e2XHD HIGH-DENSITY PATCH PANELS

High-density panels allow patching for up to 48 duplex fiber channels in a 1RU panel.



e2XHD MTP-MTP Pass-Through Cassette



e2XHD MTP-MTP Fiber Cassette, Core



e2XHD FIBER CASSETTES


Fiber MTP® Cassettes provide a simple migration path to 40G or 100G networks. The cassettes are pre-terminated and available in 12 or 24 fibers, OM3, OM4, OM4+, or OS2 single-mode.

The e2XHD Fiber Cassette features an MTP adapter that swivels to three positions for easier cable routing. Used in conjunction with the patching system's rear cable manager and cable management rings, the adapter delivers an ideal solution for eliminating cable tension and ensuring proper bend radius.




e2XHD 12-Fiber QuickPort® LC Cassette, OM3/OM4 Aqua

WATCH: TRAINING VIDEOS



[Leviton.com/ns/videos](https://www.leviton.com/ns/videos)
"e2XHD Cassette-Based Patching System"

e2XHD SNAP-IN CASSETTE PATCHING SYSTEM | Panels, Cable Managers, Covers & Tools



HIGH-DENSITY PANELS

- Allows for UTP, shielded, and fiber in the same panel
- 1RU panels hold up to 8 single-height fiber cassettes (48 fiber channels)
- Alignment tabs on panels ensure upright insertion of cassettes
- Mount on standard 19-inch racks or cabinets

ANGLED PANEL COVER

- Uses no additional rack space
- Minimizes dust and debris behind panels
- Attaches directly to e2XHD Angled Panel
- Can be retrofitted after panel is installed
- Can be used for top and bottom of panels

REAR CABLE MANAGERS

- Support both fiber and copper cables
- Cable management rings included to help manage and route incoming fiber cables
- Built-in VELCRO® Brand tie downs secure cables
- Optional Clamp Kits available to provide cable strain relief for incoming cables
- Flat Panel Manager mounts to rack or cabinet; screws included
- Angled Panel Manager attaches directly to panels



e2XHD Snap-In Cassette Patching System for copper applications on page A18.

e2XHD PANELS, CABLE MANAGERS, COVERS & TOOLS		
DESCRIPTION		PART NO.
[A]	1RU 48-Port e2XHD Angled High-Density Panel, supports UTP, shielded, and fiber media	E2X1A-S48
[B]	1RU 48-Port e2XHD Flat High-Density Panel, supports UTP, shielded, and fiber media	E2X1F-S48
[C]	e2XHD Rear Cable Manager for Angled Panel, with fiber storage rings (four ¼" rings)	E2XHD-CMB
[D]	e2XHD Rear Cable Manager for Flat Panel, with fiber storage rings (four ¼" rings)	E2X1F-CMB
[E]	e2XHD Angled Panel Cover	E2XHD-COV
[F]	e2XHD Cassette Blank	E2XHD-BLK
	QuickPort® Connector Removal Tool	E2XHD-JRT
[G]	Universal Clamp Kit, single cable Grommet (mounts to Rear Cable Manager)	5RCMP-KIT
	Universal Clamp Kit, multiple cable Grommet (mounts to Rear Cable Manager)	5RCMP-KT2
	Universal Clamp Kit, single and multiple cable Grommet (for rack mounting)	5RCMR-KIT
[H]	e2XHD Label Kit (4 pack)*	E2XHD-LBL

+ = Label kit occupies one row of panel.

e2XHD SNAP-IN CASSETTE PATCHING SYSTEM | Cassettes



FIBER CASSETTES

- Easy to migrate from 10G to 40/100G when used with Opt-X® Unity trunks, harnesses, and patch cords
- Used exclusively with e2XHD panels
- Available in MTP-MTP or MTP-LC
- Available in 12- or 24-fiber, OM3, OM4, OM4+, OS2
- MTP® adapter swivel allows for easy cable routing and proper bend radius
- QuickPort® MTP-LC Cassette uses QuickPort modular fiber adapters; can be removed with QuickPort Connector Removal Tool
- All cassettes use either 24-fiber or 12-fiber low-loss MTP connectors
- Conversion cassettes for 40G to 100G channels connecting QSFP+ to SFP+ transceivers, or 120G to 10G channels connecting MXP ports to SFP+ transceivers

For assistance customizing your cassettes, please visit Leviton.com/configurator or call Tech Support at (800) 824 3005.



e2XHD PATCHING SYSTEM CASSETTES

DESCRIPTION	PART NO.
[A] 24-Fiber e2XHD Cassette, MTP-LC, core (2x12 Fiber MTP)	(see options below)
[B] 12-Fiber e2XHD Cassette, OM4+ (violet shown), MTP-LC, core (1x12 Fiber MTP)	(see options below)
[C] 24-Fiber e2XHD Cassette, MTP-MTP, core (1x24 Fiber MTP)	(see options below)
24-Fiber e2XHD Cassette, MTP-MTP, edge (1x24 Fiber MTP)	(see options below)
[D] 24-Fiber e2XHD Cassette, MTP-LC, edge (2x12 Fiber MTP)	(see options below)
[E] 24-Fiber e2XHD Cassette, MTP-MTP, edge (1x24 Fiber MTP)	(see options below)
[F] 12-Fiber e2XHD QuickPort Cassette, OM3 and OM4, LC (Aqua)	E2XLC-AQU
12-Fiber e2XHD QuickPort Cassette, OS2, LC (Blue)	E2XLC-BLU
[G] e2XHD Cassette, MTP-MTP passthrough, four key-up/key-down adapters	E2XHD-4MP
e2XHD Cassette, MTP-MTP passthrough, four key-up/key-up adapters	E2XHD-4MB


CONVERSION CASSETTES

8-Fiber e2XHD Conversion Cassette, 40G to 10G OM3, MTP-LC*	FME2XHD-E008CKQDJ
[H] 8-Fiber e2XHD Conversion Cassette, 40G to 10G OM4, MTP-LC*	FME2XHD-F008CKQDJ
8-Fiber e2XHD Conversion Cassette, 40G to 10G OS2, MTP-LC*	FME2XHD-A008CKQDJ
24-Fiber e2XHD Conversion Cassette, 120G to 10G OM3, MTP-LC*	FME2XHD-E024CHQES4
24-Fiber e2XHD Conversion Cassette, 120G to 10G OM4, MTP-LC*	FME2XHD-F024CHQES4
24-Fiber e2XHD Conversion Cassette, 120G to 10G OS2, MTP-LC*	FME2XHD-A024CHLES4

* = Minimum order quantity and lead times may apply.

Make-to-Order! e2XHD MTP FIBER CASSETTE OPTIONS

FIBER TYPE	FIBER COUNT	CONNECTOR TYPE	MTP FIBER COUNT	POLARITY
• OM3	• 8	• LC	• 12F MTP	• Method A
• OM4 (aqua)	• 12	• 8F MTP (female)	• 24F MTP	• Method B, Core, Black
• OM4+ (violet)	• 24			• Method B, Edge, White
• OS2				• Method C



FEATURED PRODUCTS

Enclosures **B34**

Adapter Plates
B36

Splice Trays
& Holders **B37**

Splice Sleeves
& Enclosure
Accessories **B38**

LightSpace® System

Leviton offers a wide range of enclosures designed to protect, manage, and organize fiber splices across various indoor and outdoor environments. Specifically designed to meet the requirements of service providers large and small, LightSpace enclosures are ideal for central-office, outside-plant, and fiber-to-the-premises applications.



KEY FEATURES

- Large cable management rings for enhanced jumper routing
- Front cable management saddles
- Side entry for backbone cable
- Constructed of high-strength aluminum, powder-coated central-office white
- Mounts on standard 19- and 23-inch racks and cabinets
- Accepts LightSpace adapter plates (see page B36)

RECOMMENDED APPLICATIONS:

Central Office or Head End, CLEC
19" and 23" Racks and Cabinets

DP SERIES OPTICAL DISTRIBUTION ENCLOSURES

- Removable front door
- Rear door with key lock option
- Upper and lower patch cord bend radius brackets

DPS & DPC SERIES OPTICAL SPLICE ENCLOSURES

- Front accessibility to splice trays
- Removable front door with key lock option
- Rear door with key lock option
- Connector identification label

LIGHTSPACE DP OPTICAL DISTRIBUTION ENCLOSURES, STANDARD PART NUMBERS

DESCRIPTION	MAXIMUM CAPACITY			PART NO.
	FIBERS (USING LC)	ADAPTER PLATES	AND SPLICE TRAYS*	
3RU LightSpace DP-525 Enclosure, empty^	144	6	N/A	DP03U-STD
[A] 4RU LightSpace DP-700 Enclosure, empty^	288	12	N/A	DP04U-STD
6RU LightSpace DP-105 Enclosure, empty°	288	12	N/A	DP06U-STD

LIGHTSPACE DPS OPTICAL SPLICE ENCLOSURES, STANDARD PART NUMBERS

3RU LightSpace DPS-525 Enclosure, empty	N/A	N/A	4	DPS3U-STD
[B] 4RU LightSpace DPS-700 Enclosure, empty	N/A	N/A	6	DPS4U-STD
6RU LightSpace DPS-105 Enclosure, empty	N/A	N/A	12	DPS6U-STD

LIGHTSPACE DPC OPTICAL DISTRIBUTION & SPLICE ENCLOSURES, STANDARD PART NUMBERS

6RU LightSpace DPC-525 Enclosure, empty^	144	6	4	DPC6U-033
[C] 8RU LightSpace DPC-700 Enclosure, empty^	288	12	6	DPC8U-STD
12RU LightSpace DPC-105 Enclosure, empty°	288	12	12	DPC12-066


* = Maximum splice tray capacity is limited by height of selected splice tray.

^ = Accepts LightSpace (LGX® footprint) 6- or 8-pack adapter plates.

° = Accepts LightSpace 12-pack adapter plates.



A Pigtails, splice tray, and adapter plate sold separately.



B



C

LIGHTSPACE NETWORK INTERFACE DEVICES (NIDS)

- 3500 and 502H models have upper-hinge doors
- 530 model has a left-hinge door
- 502H and 3500 models have padlock provision for added security
- All enclosures are custom configurable
- Unique hinging mechanism holds the door open for easy installation and servicing
- Accepts LightSpace adapter plates (see page B36)
- Splice tray option available
- Ideal for MDUs or single-family home environments


RECOMMENDED APPLICATIONS:

- Demarcation Point
- Telecommunications Room
- Equipment Room
- Wall Mount

NETWORK INTERFACE DEVICES (NID), STANDARD PART NUMBERS

DESCRIPTION	MAXIMUM CAPACITY					PART NO.	
	FIBERS (USING LC)	ADAPTER PLATES	AND	SPLICE TRAYS*	OR		MTP® CASSETTES
[A] LightSpace NID 3500, double doors, upper hinge, empty	12	1		1		N/A	N3500-STD
[B] LightSpace NID 502H, single door, upper hinge, empty	12	1		1		N/A	N502H-STD
[C] LightSpace NID 530, single door, left hinge, empty	8	0**		1		N/A	N5300-STD

* = Accepts 12-fiber Mini-Molded Splice Tray T5PLS-12F (page B26).
 ** = Accepts 2 individual adapters (LC Duplex/SC Simplex).



LIGHTSPACE ADAPTER PLATES

- Industry-standard style (LGX® footprint) adapter plates fit in all LightSpace wall-mount and rack-mount enclosures, and NIDs
- Captive push/pull fasteners allow for quick, tool-free installation and removal
- Available in six, eight, and twelve packs
- Available in LC, SC, ST, and MTP®

LIGHTSPACE RACK-MOUNT ENCLOSURE FIBER DENSITY CHART

OPTICAL DISTRIBUTION ENCLOSURES		
DP/DPC 525	DP/DPC 700	DP/DPC 105
Holds up to six 6-pack or six 8-pack plates 6-Pack = up to 36 fibers 8-Pack = up to 48 fibers Duplex 6-Pack = up to 72 fibers Quad 6-Pack = up to 144 fibers	Holds up to twelve 6-pack or twelve 8-pack plates 6-Pack = up to 72 fibers 8-Pack = up to 96 fibers Duplex 6-Pack = up to 144 fibers Quad 6-Pack = up to 288 fibers	Holds up to twelve 12-pack plates 12-Pack = up to 288 fibers


LIGHTSPACE FIBER ADAPTER PLATES

DESCRIPTION	OM1 & OM2 PHOSPHOR BRONZE SLEEVE (BEIGE)	OM3 & OM4 ZIRCONIA CERAMIC SLEEVE (AQUA)	OS2 ZIRCONIA CERAMIC SLEEVE (BLUE)	OS2 ZIRCONIA CERAMIC SLEEVE (GREEN)
12-Fiber LightSpace Adapter Plates, Duplex LC	[A]	APLW6-LDM	APLW6-LDL*	APLW6-LDS
24-Fiber LightSpace Adapter Plates, Quad LC		APLW6-LQM*	[B]	APLW6-LQL*
24-Fiber LightSpace Adapter Plates, Duplex LC (DP or DPC 105 Enclosure only)		APL12-LDM*		[C]
6-Fiber LightSpace Adapter Plates, SC	[D]	APLW6-SCM		APLW6-SCS
6-Fiber LightSpace Adapter Plates, SC/APC				[E]
12-Fiber LightSpace Adapter Plates, Duplex SC	[F]	APLW6-SDM		APLW6-SDS
12-Fiber LightSpace Adapter Plates, Duplex SC/APC				APLW6-SDA*
8-Fiber LightSpace Adapter Plates, SC		APLW8-SCM*		[G]
8-Fiber LightSpace Adapter Plates, SC/APC				[H]
12-Fiber LightSpace Adapter Plates, SC (DP or DPC 105 Enclosure only)		APL12-SCM*		[I]
12-Fiber LightSpace Adapter Plates, SC/APC (DP or DPC 105 Enclosure only)				APL12-SCA*
DESCRIPTION			PHOSPHOR BRONZE SLEEVE	ZIRCONIA CERAMIC SLEEVE
6-Fiber LightSpace Adapter Plates, ST, MM/SM			APLW6-STM	[J]
8-Fiber LightSpace Adapter Plates, ST, MM/SM			APLW8-STM	APLW8-STS
12-Fiber LightSpace Adapter Plates, ST (Beige), MM/SM (DP or DPC 105 Enclosure only)			APL12-STM*	[K]
DESCRIPTION				PART NO.
LightSpace Adapter Plates, 6 Simplex MTP®, key up/key down				[L]
LightSpace Adapter Plate, blank, metal				[M]
LightSpace Adapter Plates, blank (DP or DPC 105 Enclosure only)				APL12-BLK*

* = Minimum order quantity and lead times may apply.

Additional adapter plate configurations available. Please contact Tech Support at (800) 824 3005 for more information.

LIGHTSPACE® SYSTEM | Splice Trays & Holders



A



B



C

METAL SPLICE TRAYS

- For heat shrink splices
- Mounting holes with space blocks prevent fiber damage
- Compatible with SDX and LightSpace® enclosures
- Splice tray selector is available online at Leviton.com/configurator
- Heat-shrink fusion-splice sleeves sold separately


For assistance ordering your splice trays, visit Leviton.com/configurator or call Tech Support at (800) 824 3005.

METAL SPLICE TRAYS

DESCRIPTION	PART NO.
[A] 12-Fiber LightSpace Mini Splice Tray, 4" W x 7" L x 0.35" H, heat shrink (plastic)	T47HS-P06
12-Fiber LightSpace Mini Splice Tray, with standoff 4" W x 7" L x 0.57" H, heat shrink (plastic)	5T000-00T
[B] 12-Fiber LightSpace Standard Splice Tray, 5" W x 11.75" L x 0.35" H, heat shrink (plastic)	T5LHS-P06
[C] 24-Fiber LightSpace High-Density Splice Tray, 5" W x 11.75" L x 0.35" H, heat shrink (plastic)	T5LHS-B12
RIBBON-STYLE SPLICE TRAYS	
72-Fiber LightSpace Ribbon-Style Splice Tray, quartz, 6" W x 10" L x 0.35" H	T6XRB-40Q

^ = Minimum order quantity and lead times may apply.

Note: Splice tray mounting hardware sold separately except as noted. Additional configurations available including mechanical splice. Contact Inside Sales at (800) 722 2082 for more information.



FUSION SPLICE SLEEVES

- Standard and slim in 40 mm and 60 mm lengths
- Precise lengths free of all burrs and sharp edges
- Clear outer tube for viewing fiber color

LIGHTSPACE ENCLOSURE ACCESSORIES

Select cable clamp kits, key locks, strain-relief options, or grounding solutions.

FUSION SPLICE SLEEVES			
DESCRIPTION	STANDARD 50/PACK	SLIM 50/PACK	RIBBON 25/PACK
LightSpace Fusion Splice Sleeve, 60 mm	[A] FSSSD-060	FSSSL-060	—
LightSpace Fusion Splice Sleeve, 40 mm	FSSSD-040	FSSSL-040	—
LightSpace Fusion Ribbon Splice Sleeve, 40 mm	—	—	FSSRB-P40

LIGHTSPACE DP, DPS & DPC SERIES ACCESSORIES	
DESCRIPTION	PART NO.
[B] LightSpace Cable Clamp Kit (.25"-1.25" diameter)	DPCMP-UNV
[C] LightSpace Key Lock Kit	DPLOK-KIT
[D] LightSpace Grounding Kit	DPGRD-KIT

SPLICE TRAY	RECOMMENDED SPLICE SLEEVE
T47HS-P06	FSSSD-040
5T000-00T	FSSSD-040

SPLICE TRAY	RECOMMENDED SPLICE SLEEVE
T5LHS-P06	FSSSD-060

SPLICE TRAY	RECOMMENDED SPLICE SLEEVE
T5LHS-B12	FSSSD-040
T6XRB-40Q	FSSRB-P40



FEATURED PRODUCTS

Flush-Mount Enclosures & Panels **B40**

Flush-Mount Enclosures & Panels

Leviton high-density Flush-Mount Enclosures and Panels are ideal for data center server, zone, or MDA cabinet applications where space is crucial. These enclosures utilize MTP® connections on the back with choice of fiber connectors on the front, or can be pre-assembled with harnesses. Panels can accommodate up to 576 multimode or single-mode fibers, depending on connector style, and mount on standard 19-inch racks and cabinets.



1RU Enclosure, 48-fiber OM3, MTP®-LC, front and rear



1RU Panel, 72-fiber OM3, LC



1RU Panel, 72-fiber, OS2, MU

HIGH-DENSITY FLUSH-MOUNT ENCLOSURES & PANELS

- Staggered, ergonomic design allows easy access to connectors
- Incorporates logical port management (LPM) using custom silk-screening (modular, numeric, and hexadecimal) for easy port identification
- Constructed of 16-gauge steel, powder-coated black
- Panel mounts on standard 19-inch racks and cabinets
- Accepts 1RU Patch Cord Management Tray (5R1UX-CMT)
- Larger enclosures (up to 10RU) are available; contact Inside Sales to order



RECOMMENDED APPLICATIONS:

- Data Center Server, Zone, or MDA
- Equipment Room
- Telecommunications Room
- 19" Racks and Cabinets

FLUSH-MOUNT ENCLOSURE & PANEL DENSITY, MAXIMUM FIBER COUNT

SIZE/TYPE	MTP	LC	SC	ST
1RU Panel/Enclosure	576	96	72	72

Make-to-Order! FLUSH-MOUNT ENCLOSURE & PANEL (1RU ONLY) OPTIONS

FIBER TYPE	FIBER COUNT	CONNECTOR TYPE	MTP FIBER COUNT	FOOTPRINT	COLOR	POLARITY
• OM1	• 24	• LC	• 12	• 1RU Rack Mount	• Black (standard)	• A-A • A-B • None (panels only)
• OM2	• 36	• LC w/shutters	• None			
• OM3	• 48	• LC/APC				
• OM4 (Aqua)	• 72	• MTP				
• OS2	• 96	• SC				
	• 144 (MTP)					
	• 288 (MTP)					
	• 576 (MTP)					

For assistance customizing your enclosures and panels, please visit Leviton.com/configurator or call Tech Support at (800) 824 3005.

SPOTLIGHT

Patch Cord Management Tray



96-F Panel

The Patch Cord Management Tray provides convenient routing and protection using the same rack-unit space as the enclosure. It can also be used with any Leviton 1RU Flush-Mount MTP-to-LC enclosure. See page B28.



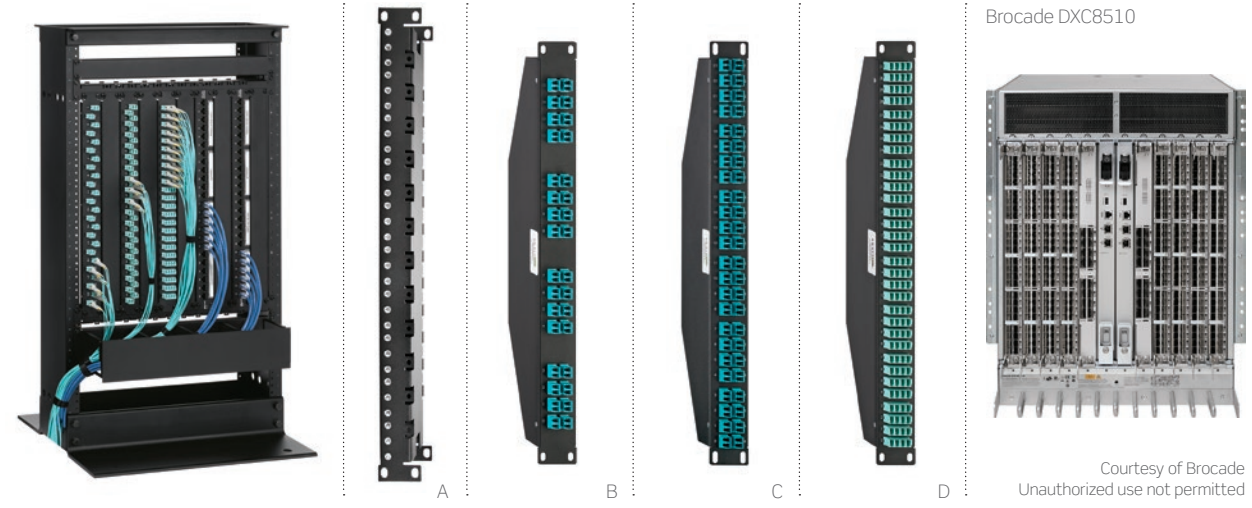
FEATURED PRODUCTS

Vertical Patching Brackets & Blade Replicators **B42**

Equipment-Specific Solutions

Leviton works closely with the biggest names in active network equipment to create scalable, high-density data center networks. When combined with the latest data center switches from Arista, Brocade, Cisco, and Extreme Networks, Leviton connectivity provides design flexibility for your equipment architecture.

EQUIPMENT-SPECIFIC SOLUTIONS | Vertical Patching Brackets & Blade Replicators



FIBER
 Equipment-Specific Solutions

VERTICAL PATCHING BRACKETS

- Enable vertical mounting in a 19-inch rack
- Align or replicate patch panel or adapter plate ports with the ports that reside on servers or switches within the same or adjacent rack or cabinet
- 48-port copper panels replicate typical 1G/10G copper switch blades
- 32, 48, and 64 fiber ports replicate typical fiber switch blades
- Up to ten 1RU copper/fiber patch panels and cable managers can be mounted vertically utilizing 10RU space

BLADE REPLICATORS

- Replicators provide one-to-one Logical Port Management (LPM) replication for the high-density blade fiber switches
- Blade Replicator supports switches and directors from Cisco, Brocade, Arista, and Extreme
- Mounting can be done horizontally or vertically using Leviton Vertical Patching Brackets
- Blade Replicator supports 32-, 48-, and 64-ports per blade
- Replicator kits simplify ordering: Kits can include the replicated patch panel, associated trunks, MTP® panels, and harnesses

VERTICAL PATCHING BRACKETS	
DESCRIPTION	PART NO.
[A] Vertical Patching Bracket, 19" (two pieces required)	VERPB-019
BLADE REPLICATORS	
[B] 32-Port Blade, LC	RPL-xxxx32PLC*
[C] 48-Port Blade, LC	RPL-xxxx48PLC*
[D] 64-Port Blade, LC	RPL-BRCD64PLC*

xxxx = For Arista Switch (ASTA), Brocade Switch (BRCD), Cisco Switch (CSCO), Extreme Switch (EXTM).
 * = Fiber type: OM3 = 3, OM4 = 4.

For assistance customizing your replicator,
 please call (800) 722 2082.



FEATURED PRODUCTS

Pre-Terminated Trunk Cables **B45**


Harnesses **B49**

Array Cords **B51**

Premium & Economy Fiber Optic Cable Assemblies **B53**

Pre-Terminated Cable Assemblies

Simplify fiber connection and termination with Leviton cable assemblies. Choose from a wide selection of patch cords, and take advantage of our Opt-X® Unity 40/100G assemblies to future-proof your critical networks. Pre-terminated trunk cables and harnesses, plus multimode, single-mode, and pigtail assemblies are all made to customer specifications. Choose cable type, connector combinations, length, mode, and more. Configure online at [Leviton.com/configurator](https://www.leviton.com/configurator).



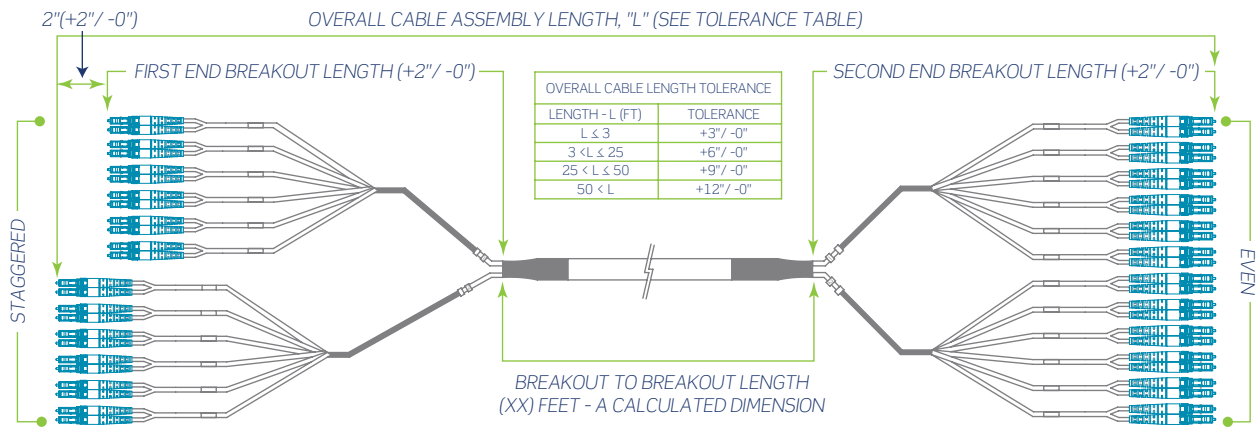
BUILD YOUR OWN PRODUCTS WITH THE LEVITON MAKE-TO-ORDER PROGRAM

We've made building the exact solution for your network quicker and easier than ever. Rely on our innovative online custom configurators for a wide variety of fiber and copper products.

MAKE-TO-ORDER CABLE ASSEMBLIES

- Pre-Terminated Fiber Trunks
- Fiber MTP® Harnesses
- Fiber Optic Patch Cords
- Pigtails


FIBER TRUNK CABLE DIAGRAM (CUSTOMIZE AT LEVITON.COM/CONFIGURATOR)



Our engineers can also work with you to design and manufacture a solution that meets your specific application needs. For questions or assistance configuring your products, please call Network Solutions Tech Support at **(800) 824 3005**.

SPOTLIGHT

OM4+ Premium Violet System



With the increasing demand for 40GbE and 100GbE, more data centers are choosing OM4+ performance for better bandwidth and link distances. The new Leviton OM4+ Premium Violet System offers the best chance to future-proof data center cabling infrastructure, with the ability to transmit 40/100GbE signals out to an unprecedented 300 meters when using standard 40GBASE-SR4 or 100GBASE-SR10 transceivers. The OM4+ system components — including violet trunk cables, harnesses, patch cords, MTP® cassettes, and adapter plates — create the first violet end-to-end solution in the industry.

PRE-TERMINATED CABLE ASSEMBLIES | Pre-Term. Trunk Cables > Opt-X® Unity 40/100G

Pre-Terminated Cable Assemblies

FIBER



MTP®-MTP (2x12)



Connector detail

MTP-MTP (1x24)



MTP-MTP (1x24) (Violet OM4+)

OPT-X UNITY 40/100G PRE-TERMINATED TRUNK CABLES

- MTP-to-MTP trunk cables support 40/100G speeds
- Terminations available in 8-, 12-, and 24-fiber configurations
- Migration solution to 40/100G from existing 10G networks with premium 12-fiber MTP trunk configuration
- Up to 70% faster install than field-terminated trunks
- MTP polarity options are TIA methods A, B, or C (Method B is standard)
- 100 percent factory tested, with test results included for each assembly
- All assemblies labeled with serial number and length for traceability and easy re-order

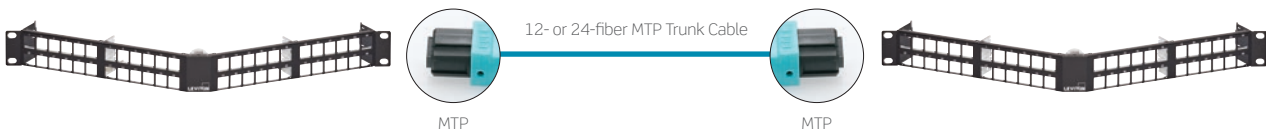


See page B8 for Opt-X Unity 40/100G system overview.


UNITY FIBER INSERTION LOSS PERFORMANCE (dB)

CONNECTOR MATED PAIRS	MULTIMODE		SINGLE-MODE
	8- & 12-FIBER ULL	24-FIBER MAX IL	12- & 24-FIBER MAX IL
MTP	0.20	0.35	0.35

SPOTLIGHT Migration Path to 40G & 100G



Leviton pre-terminated MTP solutions offer an ideal migration path from 10G to 40G and 100G channels. The Opt-X Unity 40/100G system features MTP trunks, harnesses, array cords, adapter plates, and cassettes to help future-proof your networks. The Opt-X Unity system is fully compatible with UHDx, HDx, SDx, and e2XHD (shown) footprints.



10G
Leviton components for a 10G channel include MTP-LC SDX, e2XHD, or HDX cassettes, and LC duplex patch cords.



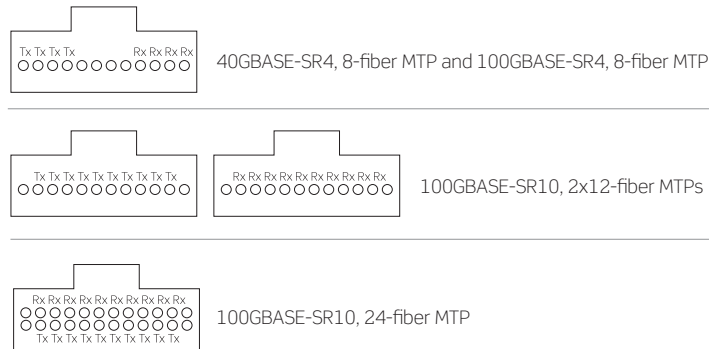
40G
Migration from 10G to a 40G system replaces LC with MTP components, such as 2x12-fiber to 3x8-fiber MTP cassettes and 8-fiber MTP array cords.



100G
Moving from 40G to 100G replaces MTP cassettes with MTP adapter plates and uses 24-fiber MTP array cords.


PRE-TERMINATED CABLE ASSEMBLIES | Pre-Term. Trunk Cables > Opt-X® Unity 40/100G

MTP® LANE ASSIGNMENTS FOR 40/100G



NOTE: Per IEEE 802.3ba and 802.3bm

COLOR-CODED BOOTS ON MTP



OPT-X UNITY 40/100G MTP TRUNKS, STANDARD EXAMPLE PART NUMBERS

DESCRIPTION	PART NO.
24-Fiber, OM3, 24F MTP - 24F MTP, SJP Plenum, 50 feet, pulling eye	FT-EW4024JJ050F38C38CY-NNBS
24-Fiber, OM4, 24F MTP - 24F MTP, SJP Plenum, 50 feet, pulling eye	FT-FW4024JJ050F38C38CY-NNBS
48-Fiber, OM3, 24F MTP - 24F MTP, SJP Plenum, 50 feet, pulling eye	FT-EW4048JJ050F38C38CY-NNBS
48-Fiber, OM4, 24F MTP - 24F MTP, SJP Plenum, 50 feet, pulling eye	FT-FW4048JJ050F38C38CY-NNBS
144-Fiber, OM3, 24F MTP - 24F MTP, SJP Plenum, 50 feet, pulling eye	FT-EW4144JJ050F38C38CY-NNBS
144-Fiber, OM4, 24F MTP - 24F MTP, SJP Plenum, 50 feet, pulling eye	FT-FW4144JJ050F38C38CY-NNBS

Make-to-Order!

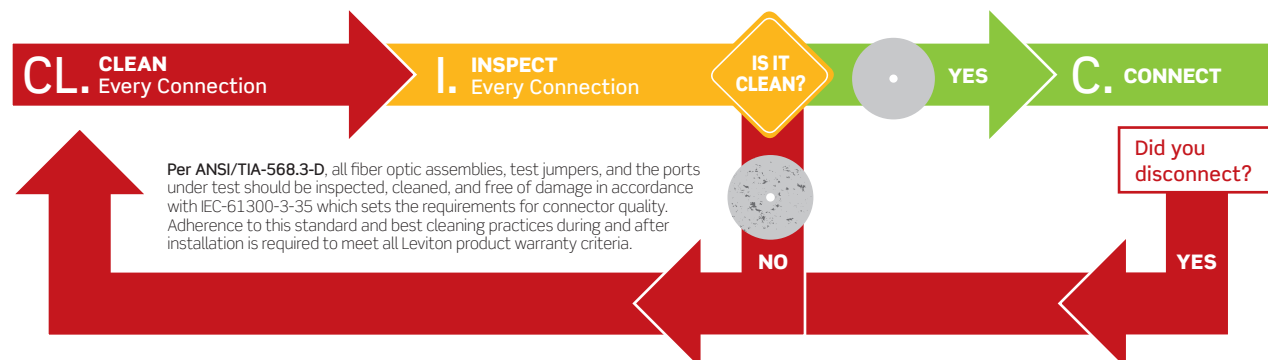
OPT-X UNITY 40/100G MTP TRUNK CABLE OPTIONS

FIBER TYPE	CABLE TYPE	FIBER COUNT	TERMINATION	CABLE LENGTH	BREAKOUT LENGTH (INCHES)	BREAKOUT LEG TYPE FIRST- & SECOND-END TERMINATION	PULLING EYE	1ST & 2ND END STAGGER	POLARITY	LABELING
<ul style="list-style-type: none"> OM3 OM4 (aqua) OM4+ (violet) OS2 	<ul style="list-style-type: none"> MDP Plenum MDP Plenum Armor Plenum I/O Dry Loose Tube (standard) Plenum Armor I/O Dry Loose Tube SJP Plenum 	<ul style="list-style-type: none"> 12 24 36 48 72 96 144 	FIRST END <ul style="list-style-type: none"> 24 F MTP (male) 24 F MTP (female), STD 12 F MTP (male) 12 F MTP (female), STD 8 F MTP (female) SECOND END <ul style="list-style-type: none"> 24 F MTP (male) 24 F MTP (female), STD 12 F MTP (male) 12 F MTP (female), STD 8 F MTP (female) 	<ul style="list-style-type: none"> 10-984 ft 3-300 m 	<ul style="list-style-type: none"> 12-99, 38" typical 	<ul style="list-style-type: none"> 3-mm Jacketed 12-fiber 	<ul style="list-style-type: none"> Yes No 	<ul style="list-style-type: none"> Yes No 	<ul style="list-style-type: none"> MTP Method A MTP Method B (standard) MTP Method C 	<ul style="list-style-type: none"> Standard Custom

For assistance customizing your Opt-X Unity trunks, please visit Leviton.com/configurator or call Tech Support at (800) 824 3005.

SPOTLIGHT

Before you Connect – CL.I.C.



PRE-TERMINATED CABLE ASSEMBLIES | Pre-Terminated Trunk Cables > Opt-X® Enterprise



MTP®-LC

OPT-X ENTERPRISE PRE-TERMINATED TRUNK CABLES

- An ideal solution for 10 Gb/s and faster network speeds
- Lower insertion loss supports multiple connection points and longer link distances
- Discrete connectors are heat cured and use ceramic ferrules and sleeves for optimal performance
- Optional pulling eye protects connectors and eases installation
- MTP polarity options are TIA methods A, B, or C
- 100 percent factory tested, with test results included for each assembly
- All assemblies labeled with serial number and length for traceability and easy re-order

ENTERPRISE FIBER INSERTION LOSS PERFORMANCE (dB)

CONNECTOR MATED PAIRS	MULTIMODE		SINGLE-MODE	
	MAX IL	MIN RL	MAX IL	MIN RL
LC	0.25	25	0.25	45(60 for APC)
SC	0.25	25	0.25	45(60 for APC)
MTP	0.35	25	0.35	45(60 for APC)



ENTERPRISE PERFORMANCE TRUNK CABLES, STANDARD EXAMPLE PART NUMBERS

DESCRIPTION	PART NO.
LC-LC, 12-fiber, OM3, MDP Plenum aqua, 50 feet, pulling eye, Method A-B	FT-EM012RR050F38B38BY-NNBS
LC-LC, 12-fiber, OM4, MDP Plenum aqua, 50 feet, pulling eye, Method A-B	FT-FM012RR050F38B38BY-NNBS
LC-LC, 12-fiber, OM4+, MDP Plenum violet, 50 feet, pulling eye, Method A-B	FT-GM012RR050F38B38BY-NNBS
LC-LC, 24-fiber, OM3, MDP Plenum aqua, 50 feet, pulling eye, Method A-B	FT-EM024RR050F38B38BY-NNBS
LC-LC, 24-fiber, OM4, MDP Plenum aqua, 50 feet, pulling eye, Method A-B	FT-FM024RR050F38B38BY-NNBS
LC-LC, 24-fiber, OM4+, MDP Plenum violet, 50 feet, pulling eye, Method A-B	FT-GM024RR050F38B38BY-NNBS
MTP-MTP, 12-fiber, OM3, Plenum aqua, 50 feet, pulling eye, Method B	FT-EW2012LL050F38B38BY-NNBS
MTP-MTP, 12-fiber, OM4, SJP Plenum aqua, 50 feet, pulling eye, Method B	FT-FW212SS050F38B38BY-NNBS
MTP-MTP, 12-fiber, OS2, SJP Plenum violet, 50 feet, pulling eye, Method B	FT-AW212SS050F38B38BY-NNBS

Make-to-Order!

ENTERPRISE PERFORMANCE TRUNK CABLE OPTIONS

FIBER TYPE	CABLE TYPE	FIBER COUNT	TERMINATION	CABLE LENGTH (FEET)	BREAKOUT LENGTH (INCHES)	BREAKOUT-LEG TYPE FIRST- & SECOND-END TERMINATION	POLARITY	LABELING
<ul style="list-style-type: none"> • OM3 • OM4 (aqua) • OM4+ (violet) • OS2 	<ul style="list-style-type: none"> • Plenum I/O Dry Loose Tube • Plenum Armor I/O Dry Loose Tube • MDP Plenum • MDP Plenum Armor • SJP Plenum 	<ul style="list-style-type: none"> • 4 • 6 • 12 • 24 • 48 • 72 • 96 • 144 	<ul style="list-style-type: none"> • LC, duplex clips • LC/APC • LC, uniboot • SC, TIA boots • SC/APC • 12-fiber MTP (female) • 12-fiber MTP (male) • Blunt End 	<ul style="list-style-type: none"> • 1-999 • 10-999 	<ul style="list-style-type: none"> • 12-99 (36" is typical) 	<p>FIRST END</p> <ul style="list-style-type: none"> • 900 µm Buffered Fiber, for SC, LC • 2 mm Jacketed Fiber, for LC, SC • 3 mm Jacketed Fiber, for SC, LC, MTP <p>SECOND END</p> <ul style="list-style-type: none"> • 900 µm Buffered Fiber, for SC, LC • 2 mm Jacketed Fiber, for LC, SC • 3 mm Jacketed Fiber, for SC, LC, MTP • None 	<ul style="list-style-type: none"> • MTP Method A • MTP Method B • MTP Method C • A-A • A-B 	<ul style="list-style-type: none"> • Standard • Custom

For assistance customizing your trunk cables, please visit Leviton.com/configurator or call Tech Support at (800) 824 3005.

PRE-TERMINATED CABLE ASSEMBLIES | Plug-n-Play

PLUG-N-PLAY PRE-TERMINATED TRUNK CABLES

- Designed for 1G and 10G networks
- Discrete connectors are heat cured and use ceramic ferrules and sleeves for optimal performance
- Optional pulling eye protects connectors and eases installation
- MTP polarity options are TIA methods A, B, or C
- 100 percent factory tested, with test results included for each assembly
- All assemblies labeled with serial number and length for traceability and easy re-order



LC-LC

PLUG-AND-PLAY FIBER INSERTION LOSS PERFORMANCE (dB)

CONNECTOR MATED PAIRS	MULTIMODE		SINGLE-MODE	
	MAX IL	MIN RL	MAX IL	MIN RL
LC	0.25	25	0.25	45(60 for APC)
SC	0.25	25	0.25	45(60 for APC)
MTP	0.50	25	0.75	45(60 for APC)



Pre-Terminated Cable Assemblies

FIBER

Make-to-Order! PLUG-N-PLAY PRE-TERMINATED TRUNK CABLE OPTIONS

FIBER TYPE	CABLE TYPE	FIBER COUNT	TERMINATION (FIRST END)	TERMINATION (SECOND END)	CABLE LENGTH (FEET)	BREAKOUT LENGTH (INCHES)	BREAKOUT-LEG TYPE FIRST- & SECOND-END TERMINATION	PULLING EYE	POLARITY	LABELING
<ul style="list-style-type: none"> • OM2 • OM3 • OM4 (aqua) • OM4+ (violet) • OS2 	<ul style="list-style-type: none"> • Indoor/Outdoor Plenum • Indoor/Outdoor Plenum Armor • I/O Dry Loose Tube 	<ul style="list-style-type: none"> • 4 • 6 • 12 • 24 • 48 • 72 • 96 • 144 	<ul style="list-style-type: none"> • LC (duplex clips) • LC/APC • LC (uniboot) • SC • SC/APC • MTP (female) • MTP (male) 	<ul style="list-style-type: none"> • LC (TIA boot colors) • LC/APC • LC (uniboot) • LC (red & black boots) • SC • SC/APC • MTP (female) • MTP (male) • Blunt End 	<ul style="list-style-type: none"> • 10-3280 (1 km) 	<ul style="list-style-type: none"> • 12-99 (36" is typical) 	<p>FIRST END</p> <ul style="list-style-type: none"> • 900 μm Buffered Fiber, for SC, LC • 2 mm Jacketed Fiber, for LC, SC • 3 mm Jacketed Fiber, for SC, LC, MTP <p>SECOND END</p> <ul style="list-style-type: none"> • 900 μm Buffered Fiber, for SC, LC • 2 mm Jacketed Fiber, for LC, SC • 3 mm Jacketed Fiber, for SC, LC, MTP • None 	<ul style="list-style-type: none"> • Yes • No 	<ul style="list-style-type: none"> • MTP Method A • MTP Method B • MTP Method C • A-A • A-B 	<ul style="list-style-type: none"> • Standard • Custom

For assistance customizing your Opt-X Unity trunks, please visit Leviton.com/configurator or call Tech Support at (800) 824 3005.

SPOTLIGHT Pulling Eye




Heavy-duty high-tensile load option used for 125 feet and more

The pulling eye protects fiber connectors on 12- through 144-fiber trunk cables. It completely covers the breakout length, transferring any pulling force from the assembly to the pulling eye sleeve. Customers can specify which end to have the pulling eye installed. Also available: a high-tensile load option that attaches to Kevlar®.

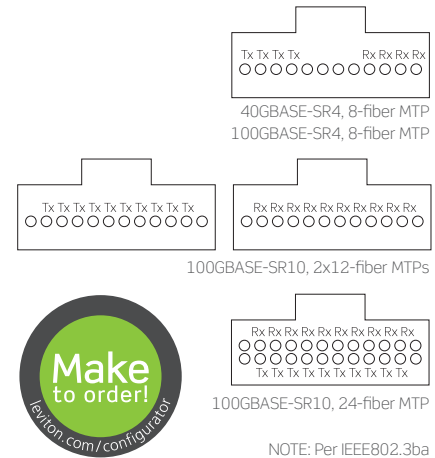
PRE-TERMINATED CABLE ASSEMBLIES | MTP® Array Harnesses > Opt-X® Unity 40/100G

Pre-Terminated Cable Assemblies
FIBER



OPT-X UNITY 40/100G MTP ARRAY HARNESSES

- For use in attaching directly to 40/100G transceivers
- Pre-terminated MTP-to-MTP connectors in laser-optimized multimode
- MTP Extender Tab option for high-density applications
- Custom short-length cable for cabinet/rack patching
- Custom staggering available
- MTP polarity options are TIA method A, B, or C (Method B is standard)
- Used in conjunction with MTP brackets (Zero-U) or adapter plates
- 100 percent factory tested, with test results included for each assembly
- All assemblies labeled with serial number and length for traceability and easy re-order
- Color-coded boots



OPT-X UNITY 40G & 10G CONVERSION FIBER HARNESSES


- For channels connecting QSFP+ to SFP+ transceivers
- Small diameter cable for dense connectivity
- Uses bend-insensitive fiber; lowers risk for pinched cables
- Available with optional reversing polarity LC Uniboot
- Low-loss MTP connector 0.35 dB Max IL
- Includes options for HDX and e2XHD systems

Make-to-Order! OPT-X UNITY 40/100G MTP ARRAY HARNESS OPTIONS							
FIBER TYPE	CABLE TYPE	FIBER COUNT	TERMINATION (FIRST END)	TERMINATION (SECOND END)	CABLE LENGTH (FEET)	BREAKOUT LENGTH (INCHES)	POLARITY
<ul style="list-style-type: none"> • OM3 • OM4 (aqua) • OM4+ (violet) • OS2 	<ul style="list-style-type: none"> • Harness 	<ul style="list-style-type: none"> • 24 	<ul style="list-style-type: none"> • 24 F MTP (male) • 24 F MTP (female) • 12 F MTP (male) • 12 F MTP (female) 	<ul style="list-style-type: none"> • Premium 24 F MTP (male) • Premium 24 F MTP (female) • 12 F MTP (male) • 12 F MTP (female) • 8 F MTP (male) • 8 F MTP (female) • LC (duplex clips) • LC (uniboot) 	<ul style="list-style-type: none"> • 3-33 • Other 	<ul style="list-style-type: none"> • 1-48 	<ul style="list-style-type: none"> • MTP Method A • Method B, Core • Method B, Edge • MTP Method C • 40G to 10G • 120G to 40G

Make-to-Order! OPT-X UNITY CONVERSION FIBER HARNESS OPTIONS						
FIBER TYPE	FIBER COUNT	CONNECTOR 1ST END (MTP)	CONNECTORS 2ND END	CABLE LENGTH	BREAKOUT LENGTH (INCHES)	
<ul style="list-style-type: none"> • OM3 • OM4 (aqua) • OM4+ (violet) • OS2 	<ul style="list-style-type: none"> • 8 • 24 	<ul style="list-style-type: none"> • Male • Female 	<ul style="list-style-type: none"> • LC • LC (uniboot) 	<ul style="list-style-type: none"> • Custom lengths in feet and meters 	<ul style="list-style-type: none"> • 12-48 • Other 	

For assistance customizing your harnesses, please visit Leviton.com/configurator or call Tech Support at (800) 824 3005.

PRE-TERMINATED CABLE ASSEMBLIES | Opt-X® Enterprise Harnesses



OPT-X ENTERPRISE HARNESSSES

- Enterprise array harnesses use pre-terminated MTP to MTP connectors in Laser Optimized Multimode
- Pre-terminated MTP-to-discrete connectors (LC, SC) in all fiber types
- Custom short-length cable reduces congestion in cabinet or rack patching applications
- Custom staggering available
- Used in conjunction with Flush-Mount Series MTP 1RU panels
- Used as direct connect into SAN equipment
- 100 percent factory tested, with test results included for each assembly
- All assemblies labeled with serial number and length for traceability and easy re-order
- Small diameter cable for dense connectivity
- Available with optional reversing polarity LC Uniboot



Pre-Terminated Cable Assemblies

FIBER

Make-to-Order!

OPT-X ENTERPRISE MTP-MTP ARRAY HARNESS OPTIONS

FIBER TYPE	CABLE TYPE	FIBER COUNT	TERMINATION	CABLE LENGTH (FEET)	BREAKOUT LENGTH (INCHES)	POLARITY	LOCATION
<ul style="list-style-type: none"> • OM3 • OM4 (aqua) • OM4+ (violet) 	<ul style="list-style-type: none"> • Harness 	<ul style="list-style-type: none"> • 12 • 24 	FIRST END <ul style="list-style-type: none"> • 12 F MTP (male) • 12 F MTP (female) SECOND END <ul style="list-style-type: none"> • 8 F MTP (female) 	<ul style="list-style-type: none"> • 3-33 	<ul style="list-style-type: none"> • 1-48 	<ul style="list-style-type: none"> • MTP Method A • MTP Method B (standard) • MTP Method C • 40G to 10G 	<ul style="list-style-type: none"> • Core • Edge


Make-to-Order!

OPT-X ENTERPRISE MTP-TO-DISCRETE HARNESS OPTIONS

FIBER TYPE	CABLE TYPE	FIBER COUNT	TERMINATION	CABLE LENGTH (FEET)	BREAKOUT LENGTH (INCHES)	POLARITY
<ul style="list-style-type: none"> • OM1 • OM2 • OM3 • OM4 (aqua) • OM4+ (violet) • OS2 	<ul style="list-style-type: none"> • Harness 	<ul style="list-style-type: none"> • 8 • 12 • 24 	FIRST END <ul style="list-style-type: none"> • 8 F MTP (female) • 12 F MTP (male) • 24 F MTP SECOND END <ul style="list-style-type: none"> • LC • LC (uniboot) • SC 	<ul style="list-style-type: none"> • 5-40 	<ul style="list-style-type: none"> • 12-48 • Other 	<ul style="list-style-type: none"> • MTP Method A • Method B, Core • Method B, Edge • MTP Method C

For assistance customizing your harnesses, please visit Leviton.com/configurator or call Tech Support at (800) 824 3005.

PRE-TERMINATED CABLE ASSEMBLIES | Opt-X® Unity 40/100G Array Cords



OPT-X UNITY 40/100G MTP ARRAY CORDS

- Engineered for migration from 10 to 40, 100, 200, and 400 Gb/s networks
- 50/125 μm laser-optimized multimode, OM3 and OM4
- 8-, 12-, and 24-fiber MTP array cords offer migration path from 10G to 40/100G
- Available in lengths of 1, 2, 3, 5, and 10 meters
- See page B8 for Opt-X Unity 40/100G system overview
- Insertion loss: 0.2 dB per 8- and 12-fiber mated pair, 0.35 dB per 24-fiber mated pair



OPT-X UNITY 40/100G MTP ARRAY CORDS, POPULAR CONFIGURATIONS				
DESCRIPTION	8 FIBER	12 FIBER	24 FIBER	
MTP (female) to MTP (female), Method A, OM3, 1 meter	5L8MM-A01M	5L2LL-A01M	—	
MTP (male) to MTP (male), Method A, OM3, 1 meter	5L8NN-A01M	5L2KK-A01M	—	
MTP (female) to MTP (male), Method A, OM3, 1 meter	5L8MN-A01M	5L2LK-A01M	—	
MTP (female) to MTP (female), Method B, OM3, 1 meter	5L8MM-B01M	5L2LL-B01M	5L4JJ-B01M	
MTP (male) to MTP (male), Method B, OM3, 1 meter	5L8NN-B01M	5L2KK-B01M	5L4HH-B01M	
MTP (female) to MTP (male), Method B, OM3, 1 meter	5L8MN-B01M	5L2LK-B01M	5L4JH-B01M	
MTP (female) to MTP (female), Method A, OM4, 1 meter	548MM-A01M	542LL-A01M	—	
MTP (male) to MTP (male), Method A, OM4, 1 meter	548NN-A01M	542KK-A01M	—	
MTP (female) to MTP (male), Method A, OM4, 1 meter	548MN-A01M	542LK-A01M	—	
MTP (female) to MTP (female), Method B, OM4, 1 meter	548MM-B01M	542LL-B01M	544JJ-B01M	
MTP (male) to MTP (male), Method B, OM4, 1 meter	548NN-B01M	542KK-B01M	544HH-B01M	
MTP (female) to MTP (male), Method B, OM4, 1 meter	548MN-B01M	542LK-B01M	544JH-B01M	

Make-to-Order!		OPT-X UNITY MTP ARRAY CORDS			
FIBER TYPE	FIBER COUNT	FIRST-END TERMINATION	SECOND-END TERMINATION	POLARITY	CABLE LENGTH
• OM3	• 8	• 8 F MTP (male)	• 8 F MTP (male)	• MTP Method A	• 3-300 feet
• OM4 (aqua)	• 12	• 8 F MTP (female)	• 8 F MTP (female)	• MTP Method B (standard)	• 1-300 meters
• OM4+ (violet)	• 24	• 12 F MTP (male)	• 12 F MTP (male)	• MTP Method C	
		• 12 F MTP (female)	• 12 F MTP (female)		
		• 24 F MTP (male)	• 24 F MTP (male)		
		• 24 F MTP (female)	• 24 F MTP (female)		

For assistance customizing your array cords, please visit Leviten.com/configurator or call Tech Support at (800) 824 3005.

PRE-TERMINATED CABLE ASSEMBLIES | Opt-X® Enterprise MTP Array Cords



8-fiber MTP Array Patch Cord

12-fiber MTP Array Patch Cord

12-fiber MTP Array Patch Cord (OM4+ Violet Color Option)

Pre-Terminated Cable Assemblies
FIBER

OPT-X ENTERPRISE MTP ARRAY CORDS

- An ideal solution for 10 Gb/s and faster network speeds
- Offered in 50/125 μm laser-optimized multimode OM3, OM4, and OM4+
- 8- and 12-fiber array cords offer migration path from 10GbE to 40/100GbE
- All array cords use low-loss MTP connectors
- Insertion loss: 0.35 dB per mated pair




Make-to-Order!		OPT-X ENTERPRISE MTP-MTP ARRAY CORDS			
FIBER TYPE	FIBER COUNT	FIRST-END TERMINATION	SECOND-END TERMINATION	CABLE LENGTH	POLARITY
• OM3	• 8	• 8 F MTP (male)	• 8 F MTP (male)	• 2-984	• MTP Method A
• OM4 (aqua)	• 12	• 8 F MTP (female)	• 8 F MTP (female)		• MTP Method B (standard)
• OM4+ (violet)		• 12 F MTP (male)	• 12 F MTP (male)		• MTP Method C
		• 12 F MTP (female)	• 12 F MTP (female)		

For assistance customizing your array cords, please visit Leviton.com/configurator or call Tech Support at (800) 824 3005.

SPOTLIGHT Conversion Harnesses


Conversion Harnesses connect to electronics with LC-style ports. Ideal for channels connecting QSFP+ and SFP+ transceivers, the harnesses can aggregate 10G ports to 40G ports and 25G ports to 100G ports. Available in 50 μm OM3, OM4, and OM4+ multimode fiber, conversion harnesses feature a small diameter cable for dense connectivity and bend-insensitive fiber to lower risk of pinched cables. Conversion cassettes are available in an HDX and an e2XHD footprint.



PRE-TERMINATED CABLE ASSEMBLIES | Patch Cords & Pigtails > Premium

Pre-Terminated
Cable Assemblies

FIBER



PREMIUM PATCH CORDS


- Available in standard SC, ST, LC, or hybrid options
- Riser, plenum, and Low-Smoke Zero-Halogen (LSHF/LSZH) cable options available
- ≤ 0.25 dB insertion loss, > 25 dB return loss for multimode
- ≤ 0.25 dB insertion loss, ≥ 50 dB and 50 dB (UPC) / 60 dB (APC) return loss for single-mode
- Polarity reversal LC connector option
- 100 percent factory tested
- Made to order with quick-turn delivery



For assistance customizing your patch cords and pigtails, please visit Leviton.com/configurator or call Tech Support at (800) 824 3005.

Make-to-Order!		PREMIUM FIBER OPTIC PATCH CORD & PIGTAIL OPTIONS				
ASSEMBLY TYPE	CORE STYLE/POLISH TYPE	CABLE RATING	CABLE TYPE	CONNECTOR TYPE (1ST AND 2ND END)	CABLE LENGTH (FEET)	POLARITY
<ul style="list-style-type: none"> • Patch Cord • Pigtail 	<p>MULTIMODE CORE</p> <ul style="list-style-type: none"> • 50/125 μm Laser Optimized (10G-300 m, OM3) • 50/125 μm Laser Optimized (10G-550 m, OM4) • 50/125 μm Laser Optimized (10G-600 m, OM4+) <p>SINGLE-MODE Core</p> <ul style="list-style-type: none"> • UPC Polish (ultra physical contact) • APC Polish (angle physical contact) 	<ul style="list-style-type: none"> • Riser • Plenum • LSHF/LSZH • 900 Micron 	<ul style="list-style-type: none"> • Simplex (1.6 mm) • Simplex (3 mm) • Duplex Zipcord (1.6 mm) • Duplex Zipcord (3 mm) • Round 2-Fiber (2.4 mm) • Round 2-Fiber (2.9 mm) • 900 Micron Buffered Fiber (pigtails) 	<ul style="list-style-type: none"> • ST • SC • LC • SC/APC • LC/APC • LC Uniboot (reversing polarity)* • Pigtail 	<ul style="list-style-type: none"> • 1-999 	<ul style="list-style-type: none"> • A-B • A-A

* = Reverse polarity is not recommended for use in HDX configurations



ECONOMY MULTIMODE PATCH CORDS

- Riser rated is standard, LSHF/LSZH is optional
- ≤ 0.3 dB insertion loss maximum, > 25 dB return loss
- 100 percent factory tested
- OM1, OM2, OM3, and OM4
- All cables are pre-labeled and individually bagged
- Stock available for lengths listed

62.5/125 μM MULTIMODE (OM1) OFNR DUPLEX

DESCRIPTION	LENGTH (METERS)	DUPLEX
LC-LC	1	62DLC-M01
LC-LC	2	62DLC-M02
LC-LC	3	62DLC-M03
LC-LC	5	62DLC-M05
LC-LC	10	62DLC-M10
SC-LC	1	62DCL-M01
SC-LC	2	62DCL-M02
SC-LC	3	62DCL-M03
SC-LC	5	62DCL-M05
SC-LC	10	62DCL-M10
SC-SC	1	62DSC-M01
SC-SC	2	62DSC-M02
SC-SC	3	62DSC-M03
SC-SC	5	62DSC-M05
SC-SC	10	62DSC-M10
SC-ST	1	62DCT-M01
SC-ST	2	62DCT-M02
SC-ST	3	62DCT-M03
SC-ST	5	62DCT-M05
SC-ST	10	62DCT-M10
ST-ST	1	62DST-M01
ST-ST	2	62DST-M02
ST-ST	3	62DST-M03
ST-ST*	5	62DST-M05
ST-ST	10	62DST-M10

* = Lead times may apply.

50/125 μM MULTIMODE (OM2) OFNR DUPLEX


DESCRIPTION	LENGTH (METERS)	DUPLEX
LC-LC	1	50DLC-M01
LC-LC	2	50DLC-M02
LC-LC	3	50DLC-M03
LC-LC	5	50DLC-M05
LC-LC	10	50DLC-M10
SC-LC	1	50DCL-M01
SC-LC	2	50DCL-M02
SC-LC	3	50DCL-M03
SC-LC	5	50DCL-M05
SC-LC	10	50DCL-M10
SC-SC	1	50DSC-M01
SC-SC	2	50DSC-M02
SC-SC	3	50DSC-M03
SC-SC	5	50DSC-M05
SC-SC	10	50DSC-M10
ST-ST	1	50DST-M01
ST-ST	2	50DST-M02
ST-ST	3	50DST-M03
ST-ST	5	50DST-M05
ST-ST*	10	50DST-M10

50/125 μM LOMM (OM3) OFNR DUPLEX

LC-LC	1	5LDLC-M01
LC-LC	2	5LDLC-M02
LC-LC	3	5LDLC-M03
LC-LC	5	5LDLC-M05
LC-LC	10	5LDLC-M10
SC-LC	1	5LDCL-M01
SC-LC	2	5LDCL-M02
SC-LC	3	5LDCL-M03
SC-LC	5	5LDCL-M05
SC-LC	10	5LDCL-M10
SC-SC	1	5LDSC-M01
SC-SC	2	5LDSC-M02
SC-SC	3	5LDSC-M03
SC-SC	5	5LDSC-M05
SC-SC	10	5LDSC-M10

50/125 μM LOMM (OM4) OFNR DUPLEX

LC-LC*	1	54DLC-M01
LC-LC*	3	54DLC-M03
LC-LC*	5	54DLC-M05
LC-LC*	10	54DLC-M10
SC-LC*	1	54DCL-M01
SC-LC*	3	54DCL-M03
SC-LC*	5	54DCL-M05
SC-LC*	10	54DCL-M10



UPC SC-SC
Duplex SM

UPC LC-SC
Duplex SM

APC SC-SC
Simplex SM

ECONOMY SINGLE-MODE PATCH CORDS

- Available in standard LC, SC, ST, or hybrid options
- Riser-rated, duplex zip-cord single-mode cable
- UPC or APC polish-style connectors
- ≤ 0.3 dB insertion loss, 50 dB (UPC) / 60 dB (APC) return loss
- Low-Smoke Zero-Halogen (LSHF/LSZH) OS2 available by special order

9/125 μ M SINGLE-MODE PATCH CORDS (OS2)


DESCRIPTION	1 METER	2 METERS	3 METERS	5 METERS	10 METERS
LC-LC, duplex	UPDLC-S01	UPDLC-S02	UPDLC-S03	UPDLC-S05	UPDLC-S10
SC-LC, duplex	UPDCL-S01	UPDCL-S02	UPDCL-S03	UPDCL-S05	UPDCL-S10
SC-SC, duplex	UPDSC-S01	UPDSC-S02	UPDSC-S03	UPDSC-S05	UPDSC-S10
SC-ST, duplex	UPDCT-S01	UPDCT-S02	UPDCT-S03	UPDCT-S05	UPDCT-S10
ST-ST, duplex	UPDST-S01	UPDST-S02	UPDST-S03	UPDST-S05	UPDST-S10

APC SINGLE-MODE PATCH CORDS (OS2)

DESCRIPTION	SIMPLEX
SC-SC*, 1 meter	APSSC-S01
SC-SC*, 2 meters	APSSC-S02
SC-SC*, 3 meters	APSSC-S03
SC-SC*, 5 meters	APSSC-S05
SC-SC*, 10 meters	APSSC-S10

* = Minimum order quantities and lead times may apply.
 Note: all ribbon pigtailed for Method A polarity, other methods available upon request.

Contact inside sales at (800) 722 2082
 for 6-fiber pigtail kits, other configurations,
 or custom lengths.



ECONOMY PIGTAILS

- Available in LC, SC, or ST connector styles
- Multimode, laser-optimized multimode, or single-mode fiber types
- Stock available for white 900 µm buffer in 3-meter length
- Application use: fusion or mechanical splicing
- 12-fiber color-coded pigtail kit, colors per ANSI/TIA-598-C

MULTIMODE PIGTAIL - SIMPLEX (3 METERS)

DESCRIPTION	LC	SC	ST
62.5/125 µm, OM1	62PLC-M03	62PSC-M03	62PST-M03
50/125 µm, OM2	50PLC-M03	50PSC-M03	50PST-M03
50/125 µm, LOMM, OM3	5LPLC-M03	5LPSC-M03	5LPST-M03
50/125, LOMM, OM4	54PLC-M03	—	—

12-FIBER INDIVIDUAL COLOR-CODED PIGTAIL KITS (3 METERS)

62.5/125 µm, OM1	62PLC-KIT	62PSC-KIT	62PST-KIT
50/125 µm, OM2	50PLC-KIT	50PSC-KIT	50PST-KIT
50/125 µm LOMM, OM3	5LPLC-KIT	5LPSC-KIT	—
50/125 µm LOMM, OM4	54PLC-KIT	—	—
UPC Polish SM, OS2	UPPLC-KIT	UPPSC-KIT	—

SINGLE-MODE PIGTAIL - SIMPLEX (3 METERS)

UPC polish	UPPLC-S03	UPPSC-S03	UPPST-S03
APC polish	APPLC-S03	APPSC-S03	—

12-FIBER MTP® JACKETED-RIBBON PIGTAIL KITS (3 METERS)

DESCRIPTION	FEMALE	MALE
Standard Loss, OM3*	LJ2PS-03M	LJ2PT-03M
Low Loss, OM3*	LJ2PL-03M	LJ2PK-03M
Standard Loss, OM4*	4J2PS-03M	4J2PT-03M
Low Loss, OM4*	4J2PL-03M	4J2PK-03M
Standard Loss, OS2*	UJ2PS-03M	UJ2PT-03M
Low Loss, OS2*	UJ2PL-03M	UJ2PK-03M

* = Minimum order quantities and lead times may apply.



FEATURED PRODUCTS

FastCAM
Connectors **B58**

Connectors & Housings

Leviton has everything you need to properly terminate your fiber network. FastCAM® and Fast-Cure® connectors are available in LC, SC, and ST styles. To extend fiber to the workstation, we also offer QuickPort® footprint fiber adapters that fit into our standard wallplates and Multimedia Outlet System (MOS) housings. Go to the Wallplates & Housings section to see our extensive wallplate selection.



FASTCAM CONNECTORS

- Pre-polished, field-installable connectors
- Use precision zirconia ferrules
- Require no polishing or epoxy curing; provide immediate termination
- Precision mechanical termination uses molded v-groove technology to retain and align the fiber
- Terminated on 250 µm or 900 µm buffered fiber and/or 2 or 3 mm jacketed fiber
- Higher yields with Visual Fault Locator (VFL)-compatible LC, SC, and ST connectors
- Available in OM1, OM2, OM3, OM4, OS2 UPC, and OS2 APC (SC only)



FASTCAM CONNECTORS - 1 PER BAG

DESCRIPTION	OS2 SINGLE MODE	OM1 MULTIMODE	OM2 MULTIMODE	OM3 & OM4 LOMM
[A] LC FastCAM Connector	49991-SLC (Blue)	49991-MLC (Beige)	49991-5LC (Black)	49991-LLC (Aqua)
[B] SC FastCAM Connector	49991-SSC (Blue)	49991-MSC (Beige)	49991-5SC (Black)	49991-LSC (Aqua)
[C] SC/APC FastCAM Connector*	49991-ASC (Green)	—	—	—
[D] ST FastCAM Connector	49991-SST (Blue)	49991-MST (Beige)	49991-5ST (Black)	—


FASTCAM ACCESSORIES

FastCAM LC Duplex Clips	49991-CLP	49991-CLP	49991-CLP	49991-CLP
-------------------------	-----------	-----------	-----------	-----------


* = Includes 8" internal cleaver for >60 dB return loss (8" cleaver required. See page B65 item L). See pages B63-B66 for FastCAM tools and consumables.

SPOTLIGHT

Visual Fault Locator (VFL)



The Leviton Visual Fault Locator (VFL) uses a bright red laser to locate faults in optical fiber, such as bends, breaks, and defective connectors. The VFL comes with a 2.5 mm interface for ST and SC type connectors, a 1.25 mm adapter for LC connectors, and a soft carrying case. Use with LC, SC, and ST FastCAM connectors. The VFL is an ideal tool for first time users of FastCAM prepolish connectors, as it provides real-time visual feedback on success of fiber-to-fiber coupling just prior to activating the clamps. See page B65.



FAST-CURE CONNECTORS

- Anaerobic adhesive-style, field-installable connectors
- Hand polishing required
- Most robust connection, ideal for inside and outside plant applications
- Available in LC, SC, and ST connector styles
- 900 µm and 3-mm boots included with SC and ST connectors



FAST-CURE ADHESIVE CONNECTORS

DESCRIPTION	OS2 SINGLE-MODE	OM1 & OM2 MULTIMODE	OM3 & OM4 LOMM
[A] LC Fast-Cure Connector with 2- and 3-mm boot	49990-SL2 (Blue)	49990-ML2 (Beige)	49990-LL2 (Aqua)
[B] LC Fast-Cure Connector with 900 µm boot	49990-SDL (Blue)	49990-MDL (Beige)	49990-LDL (Aqua)
[C] SC Fast-Cure Connector	49990-SSC (Blue)	49990-MSC (Beige)	49990-LSC (Aqua)
[D] ST Fast-Cure Connector	49990-SST	49990-MST	—


FAST-CURE ACCESSORIES


[E] SC Duplex Clip for Fast-Cure Connector, black (bag of 25)	49886-DSC	49886-DSC	49886-DSC
[F] LC Duplex Clip for Fast-Cure Connector, beige (bag of 25)	—	49886-DLM	49886-DLM
[G] LC Duplex Clip for Fast-Cure Connector, blue (bag of 25)	49886-DLS	—	—

See pages B63-B66 for Fast-Cure tools and consumables.

SPOTLIGHT Ceramic vs. Polymer Ferrules

Fiber optic ferrules, which ensure accurate alignment of fiber-to-fiber core interfaces, can be constructed of zirconia ceramic or polymer composites. While the two materials offer comparable performance in several areas, ceramic ferrules are superior in the key attributes of reliability (withstanding day-to-day environmental stressors) and durability (withstanding repeated matings/moves, adds, and changes). Leviton builds its connectors using only ceramic ferrules, so our customers can be assured of the best fiber connector performance in any application.





FIBER OPTIC FAN-OUT KITS

- Protect bare fiber and prepare loose-tube cable for direct termination to industry-standard connectors
- Separate 250 µm fibers and route into color-coded 900 µm buffer tubes with no proprietary tools
- Available in 6- or 12-strand kits and 24- or 36-inch lengths
- Works with cabling from any manufacturer (will accommodate maximum buffer-tube diameter up to 3.5 mm)

QUICKPORT FIBER ADAPTERS

- Snap into all QuickPort openings and Multimedia Outlet System (MOS) housings
- Tool-free plug-n-play installation
- Offered with precision phosphor bronze or zirconia ceramic alignment sleeve

FIBER OPTIC FAN-OUT KITS

DESCRIPTION	6 FIBER	12 FIBER
[A] 24" Fiber Optic Fan-Out Kit, 6 fiber	49887-06S	49887-12S
36" Fiber Optic Fan-Out Kit, 6 fiber	49887-06L	49887-12L
Fan-Out Consumables Kit	49800-FAN	49800-FAN

QUICKPORT FIBER ADAPTERS

DESCRIPTION	PART NO.
QuickPort Duplex LC Adapter, MM, zirconia ceramic sleeve, Beige*	41085-ML°
[B] QuickPort Duplex LC Adapter, 10G LOMM, zirconia ceramic sleeve, Aqua*	41085-LL°
QuickPort Duplex LC Adapter, SM, zirconia ceramic sleeve, Blue*	41085-SL°
[C] QuickPort Simplex SC Shuttered Adapter, SM, zirconia ceramic sleeve	41085-S°C
[D] QuickPort Simplex SC/APC Adapter, SM/MM, zirconia ceramic sleeve*	41085-AS°
[E] QuickPort ST Fiber Optic Adapter, SM/MM, zirconia ceramic sleeve	41084-S°Z
[F] MTP® QuickPort Adapter, SM/MM, key up to key down*	41085-TP°
MTP QuickPort Adapter, SM/MM, key up to key up*	41085-TB°

* = Minimum order quantity and lead times may apply.

^ = Colors: Choose from any of the colors below.

Some adapters are Make to Order, contact Inside Sales at (800) 824 3005 for ordering information.

° = Colors: Choose from any of the colors below.



White (W)



Ivory (I)



Slate (G)



Black (E)



White (W)



Ivory (I)



Yellow (Y)



Orange (O)



Red (R)



Blue (L)



Green (V)



Slate (G)



Black (E)

SPOTLIGHT

QuickPort Wallplates



QuickPort adapters are designed to fit our complete line of QuickPort wallplates found on pages D5-D9.



FEATURED PRODUCTS

Visual Fault Locator (VFL) **B65**

Cleaver **B65**

Tools & Consumables

Different termination technologies require unique tools. Leviton has everything you need to terminate Fast-Cure® (adhesive polish) and FastCAM® (pre-polished) connectors. We also offer cleaning tools for LC, SC, and MTP® connectors. Choose from complete kits, or mix and match individual tools and a wide variety of consumables.

VISUAL FAULT LOCATOR (VFL)

Quickly locate optical fiber damage with the Leviton Visual Fault Locator (VFL). The pocket-sized tool uses a bright red laser to locate faults, including tight bends, breaks, and defective connectors. The VFL comes with a 2.5 mm interface for ST and SC type connectors, a 1.25 mm adapter for LC connectors, and a soft carrying case. Use with FastCAM® LC and SC connectors for enhanced terminations. See page B73 for part numbers. The VFL is an ideal tool for first time users of FastCAM prepolish connectors, as it provides real-time visual feedback on success of fiber-to-fiber coupling just prior to activating the clamps.



Tools & Consumables

FIBER




LEVITON 200X INSPECTION SCOPES

Reduce the chances of over-polishing with Leviton's high-powered inspection scopes. View single-mode and multimode end-face polishes safely with our oblique viewing technology; full laser eye protection is provided through wavelengths of 850-1550 nanometers (nm). Rugged metal and rubber construction stands up to job-site abuse while offering an ergonomic grip. See page B65.

FASTCAM TERMINATION TOOLS

FastCAM terminations and fusion splicing both require precision cleaving. Get the accuracy you need with the Cleaver. A cleave angle of 90 degree +/- .5 degree is guaranteed; the 16-position blade remains sharp through approximately 48,000 cleaves. Clean-up is eliminated with the built-in waste holder. For a self-contained workspace, mount the Cleaver to the optional work tray and use the gooseneck LED for task lighting. The Leviton APC Angled Cleaver is required for APC single-mode FastCAM connectors. See page B65.



ONLINE TRAINING VIDEOS & ANIMATIONS

Increase your expertise with Leviton's online fiber training. Step-by-step instructions on terminating FastCAM 250 μm or 900 μm fiber, using our fan-out kits, or terminating Fast-Cure® connectors are all available with just a click of the mouse. All of Leviton's training animations feature clear, easy-to-understand graphics paired with on-screen written instructions for maximum effectiveness. Visit Leviton.com/ns/support.





A



B



C



D

FIBER OPTIC LIGHT TOOL KIT

- Essential tool set for quick field-termination of Fast-Cure® connectors
- Terminates both multimode and single-mode fiber

FIBER OPTIC FAST-CURE TOOL KIT

- All the tools you need for terminating multimode or single-mode LC, SC, or ST Fast-Cure adhesive connectors
- Adhesive/accelerator kit sold separately, see page B66

FIBER OPTIC FASTCAM® TOOL KIT

- Precision cleaving for guaranteed FastCAM connector performance
- Terminates both multimode and single-mode fiber

Consumables sold separately. See page B66.

FIBER OPTIC TOOL KITS	
DESCRIPTION	PART NO.
[A] Basic Fast-Cure Tool Kit	49800-MTK
[B] Fast-Cure Tool Kit	49800-FTK
[C] FastCAM Tool Kit with Cleaver, Work Tray, and LED light*	49800-LAK
[D] FastCAM Tool Kit with CT-30A Cleaver (cleaver shown on page B65)	49800-SMK
FastCAM Tool Kit with Cleaver*	49800-MSK

* = Minimum order quantity and lead times may apply.

Individual consumables available on page B66.

Note: Adhesive/accelerator tool kit sold separately. See page B66.

TOOLS & CONSUMABLES | Fiber Optic Tool Kits

FIBER OPTIC TOOL KITS CONTENTS	FAST-CURE® TOOL KITS		FASTCAM® TOOL KITS		
	[A] 49800-MTK	[B] 49800-FTK	[C] 49800-LAK	[D] 49800-SMK	49800-MSK
Tool Kit Carrying Case (49886-FCC)	•	•	•	•	•
250 and 900 µm Buffer Remover (49886-BR2)		•	•	•	•
Fiber & Jacket Strip Tool, 250/900 micron and 2.0/3.0 mm (49886-BR3)	•	•			
Jacket Stripper (49886-STP)	•	•			
Aramid Strand Scissors (49886-SIS)	•	•			
Safety Glasses (not sold separately)		•			
Polishing Puck 1.25 mm, LC (49886-LCP)	•	•			
Polishing Puck 2.5 mm, SC/ST (49886-PUC)	•	•			
Polishing Pad 7.6 cm x 15.2 cm (49886-PAD)	•	•			
Sapphire Scribe (49886-SCR)	•	•			
Fiber Cleaver Lynx (49886-LNX)			•		•
Fiber Cleaver CT-30A (49886-CTA)				•	
100x Inspection Scope (49886-SCP)	•				
200x Inspection Scope (49886-FSP)		•			
LC Scope Adapter, works with 200x scope only (49886-LCS)		•			
Piano Clearing Wire, included in the FTK (49886-WRE)		•			
Lint-Free Dry Wipes, 100 per pack (49886-DWP)		•	•	•	•
Alcohol Pads, 100 per pack (49886-APD)		•	•	•	•
Lapping Film 12 µm AL2O3, 100 per pack (49886-12F)		•			
Lapping Film 3 µm AL2O3, 100 per pack (49886-03F)		•			
Lapping Film 0.3 µm AL2O3, 100 per pack (49886-X3F)		•			
Crimp Tool (49886-FCT)		•			
Light LED Magnetic Gooseneck (49886-LGN)			•		
Work Tray Zinc Plated Steel (49886-LNT)			•		

FIBER Tools & Consumables

SPOTLIGHT

RackForce GigaCenter Attracts Cloud and Colocation Clients with Efficient Design, Ideal Location



The RackForce GigaCenter serves more than 1,800 customers, who use from a single cabinet to an entire GigaVault. When choosing network connectivity, the RackForce team decided on Leviton for their products, experienced people, strong logistics support for moving product fast, and the capability to fulfill unique needs for non-standard equipment and make-to-order products. They also took advantage of the Leviton data center team, getting help with network infrastructure design.

As customer needs change and the GigaCenter grows, RackForce continues to rely on Leviton for ongoing assistance with infrastructure changes and additions, delivering the services customers require.

TOOLS & CONSUMABLES | Fiber Optic Tools

FIBER Tools & Consumables



UNIVERSAL TOOLS & ACCESSORIES		
DESCRIPTION	PART NO.	
[A] 250 and 900 μm Buffer Remover (yellow handle)	49886-BR2	
[B] Stripper 2.0/3.0 mm Jacket and 250/900 μm Buffer	49886-BR3	
[C] Jacket Stripper	49886-STP	
[D] Aramid Strand Scissors	49886-SIS	
Sapphire Scribe	49886-SCR	
1.25 mm (LC) Polishing Puck	49886-LCP	
2.5 mm (SC/ST) Polishing Puck	49886-PUC	
3" x 6" Polishing Pad	49886-PAD	
Tool Kit Carrying Case	49886-CSE	
Safety Pad	49886-SPD	
[E] 200x Inspection Scope	49886-FSP	
[F] LC Scope Adapter (works with 200x scope only)	49886-LCS	
Duplex LC Scope Adapter (works with 200x scope only)	49886-LCD	
[G] MTP® Scope Adapter (works with 200x scope only)	49886-MCS	
Fiber Optic Crimp Tool with .128/.151/.178 hex die	49886-FCT	
Tool Kit Carrying Case	49886-FCC	
[H] MTP Cassette Cleaning Tool	49886-MCT	
[I] LC Connector Cleaning Tool	49886-LCT	
[J] SC Connector Cleaning Tool	49886-SCT	
[K] MTP Connector Cleaning Tool (female)	49886-UFT	
MTP Connector Cleaning Tool (male)	49886-UMT	
MTP Connector Cleaning Tool Refill (male)	49886-MCR	

FASTCAM® SPECIFIC TOOLS		
DESCRIPTION	PART NO.	
Work Tray^	49886-LNT	
Gooseneck LED^	49886-LGN	
[L] APC Angled Cleaver	49886-APC	
[M] Flat Cleaver	49886-LNX	
[N] Fujikura CT-30A Cleaver^	49886-CTA	
[O] Visual Fault Locator (VFL) (2.5 mm and 1.25 mm adapters included)	49886-VFL	
Replacement 1.25 mm Adapter for VFL	49886-FLA	

^ = Minimum order quantity and lead times may apply.

LEARN: CLEANING INSTRUCTIONS

Protect your investment and make sure you get the network performance you expect when you CL.I.C. — Clean, Inspect, Connect.

See page B46 or visit Leviton.com/clc for directions.



UNIVERSAL CONSUMABLES KIT

All the basic supplies needed to clean and polish fiber optic connectors. Set includes:

- 50 lint-free dry wipes
- 50 alcohol pads
- 30 sheets 12 µm lapping film
- 30 sheets 3 µm lapping film
- 30 sheets 0.3 µm lapping film
- Piano wire

ADHESIVE/ACCELERATOR KIT

Sufficient supplies for approximately 200 terminations. Set includes:

- Loctite 680 adhesive
- Loctite 7649 accelerator with syringe
- Two needles

FAST-CURE® CONSUMABLES KIT

Everything from the Universal Kit, plus specialized supplies for approximately 200 Fast-Cure terminations. Additional included items:

- 25 syringes
- 25 needles
- Adhesive and accelerator

FAN-OUT CONSUMABLES KIT

Kit terminates a minimum of 10 Fiber Optic Fan-Out Kits.

Set includes:

- 20 lint-free dry wipes
- 10 alcohol pads
- 10 D'Gel® packets
- Sealant
- Talc powder

CONSUMABLES KITS		
DESCRIPTION		PART NO.
[A] Universal Consumables Kit		49800-CON
[B] Fast-Cure Consumables Kit		49800-FCC
[C] Adhesive/Accelerator Kit		49800-680
[D] Fan-Out Consumables Kit		49800-FAN
CONSUMABLES		
Piano Wire		49886-WRE
Lint-Free Dry Wipes (100 per pack)		49886-DWP
Alcohol Pads (100 per pack)		49886-APD
12 µm Aluminum-Oxide Lapping Film, pink (100 per pack)		49886-12F
3 µm Aluminum-Oxide Lapping Film, yellow (100 per pack)		49886-03F
0.3 µm Aluminum-Oxide Lapping Film, light blue (100 per pack)		49886-X3F
Replacement Needles (25 per pack)		49886-FCN
Replacement Syringes (25 per pack)		49886-SYR



AV SOLUTIONS



SECTION C CONTENTS

AV SOLUTIONS	C3	Signal Extension Introduction
	C5	IT/AV System
	C7	Connection Diagrams
	C11	AV Signal Extension
	C14	QuickPort® AV Connectors & Adapters
	C17	Speakers
	C20	Volume Controls & Audio Distribution Modules
	C21	Home Theater & Recessed Devices

AV SOLUTIONS

Leviton IT/AV systems combine category-rated structured cabling with audiovisual signal extenders to create plug-and-play solutions with no programming required. The enterprise-grade systems allow contractors to extend AV signals over twisted-pair cabling with the same tools used for installing datacom infrastructure. They can then test and certify the installation to Ethernet standards to ensure high signal performance after they leave the jobsite.

Signal Extension

AV SOLUTIONS

HDMI®

A: HDBaseT™ 100 m Extender

B: HDBaseT 70 m Extender

C: 40 m Extender

VGA

D: 100 m Extender

USB

E: USB 2.0 100 m Extender

F: USB 1.1 50 m Extender


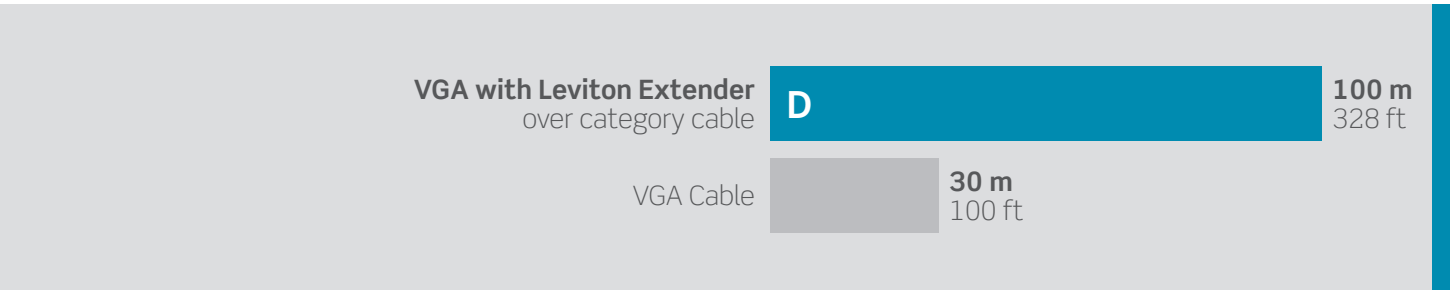
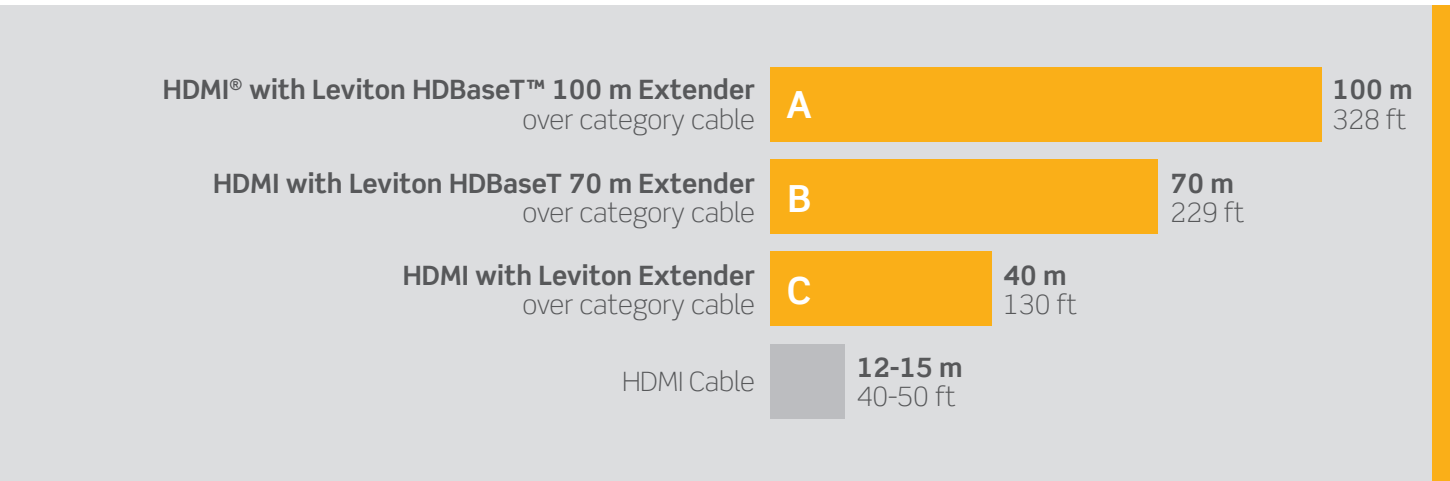
EXTENDING HIGH-QUALITY AV SIGNALS OVER CATEGORY CABLE

Deliver the high-quality audio and video required for today’s technologies with Leviton IT/AV Systems, which include signal extenders for long distance transmission of HD video. We offer extenders for a variety of connection types that increase cable distance and retain high signal performance.

Below are recommended maximum lengths using Leviton extenders, compared to maximum lengths for different AV cables.

Signal Extension

AV SOLUTIONS

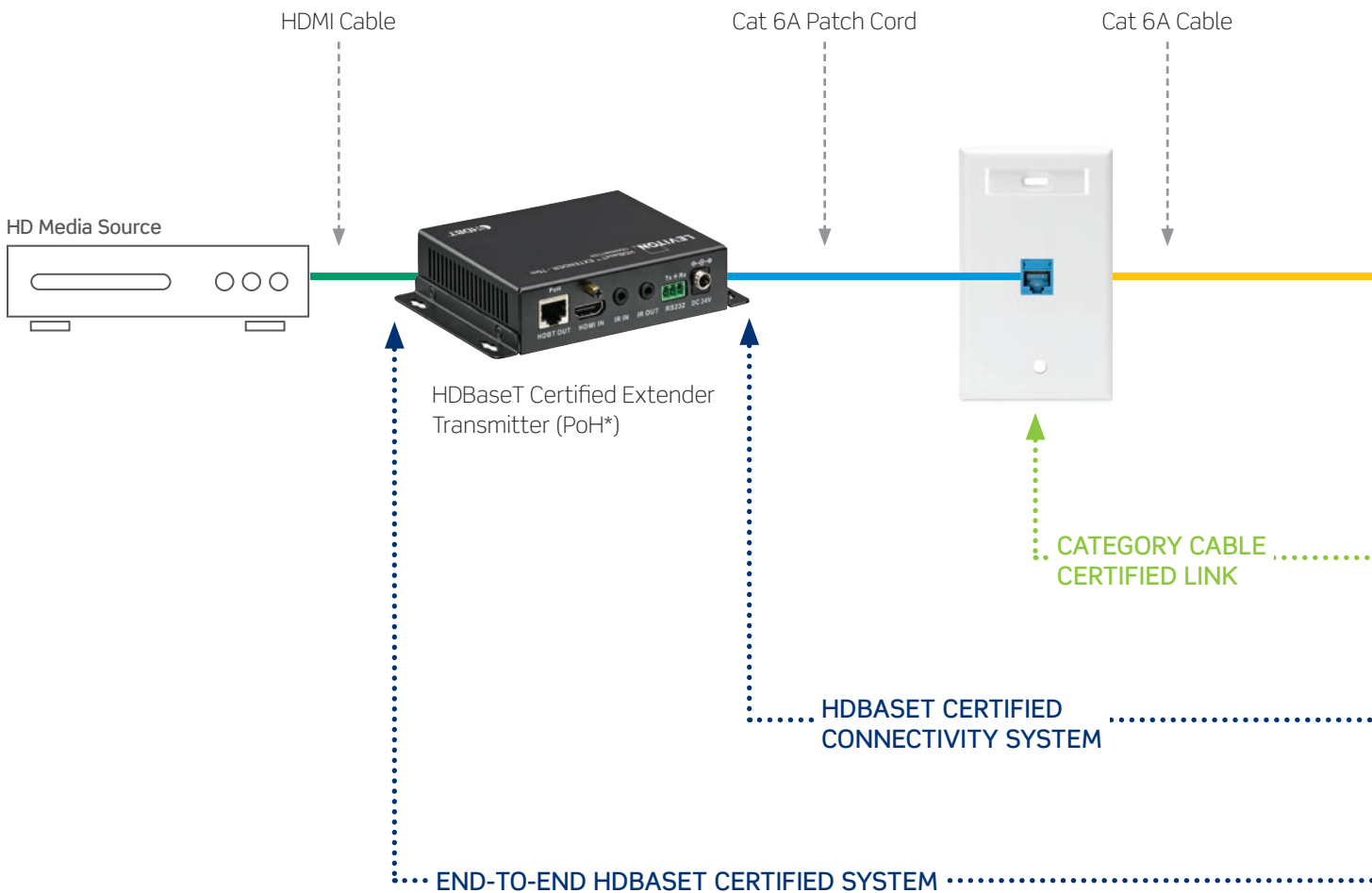


END-TO-END TESTED AND CERTIFIED AV SYSTEMS

The increasing convergence of AV and data networks has positioned low-voltage, BICSI RCDD contractors as the next generation of AV integrators. Leviton's new IT/AV Systems help these contractors be the AV experts for their customers and use an easy-to-install solution that requires no programming and little-to-no training.

An IT/AV System combines Leviton HDBaseT™ HDMI® Extenders, Atlas-X1™ Cat 6A connectivity, and approved Cat 6A cable and patch cords for a complete end-to-end solution. The Cat 6A infrastructure link can be installed, tested, and verified like any other Cat 6A 10GBASE-T link. This system is also certified to HDBaseT Alliance standards.

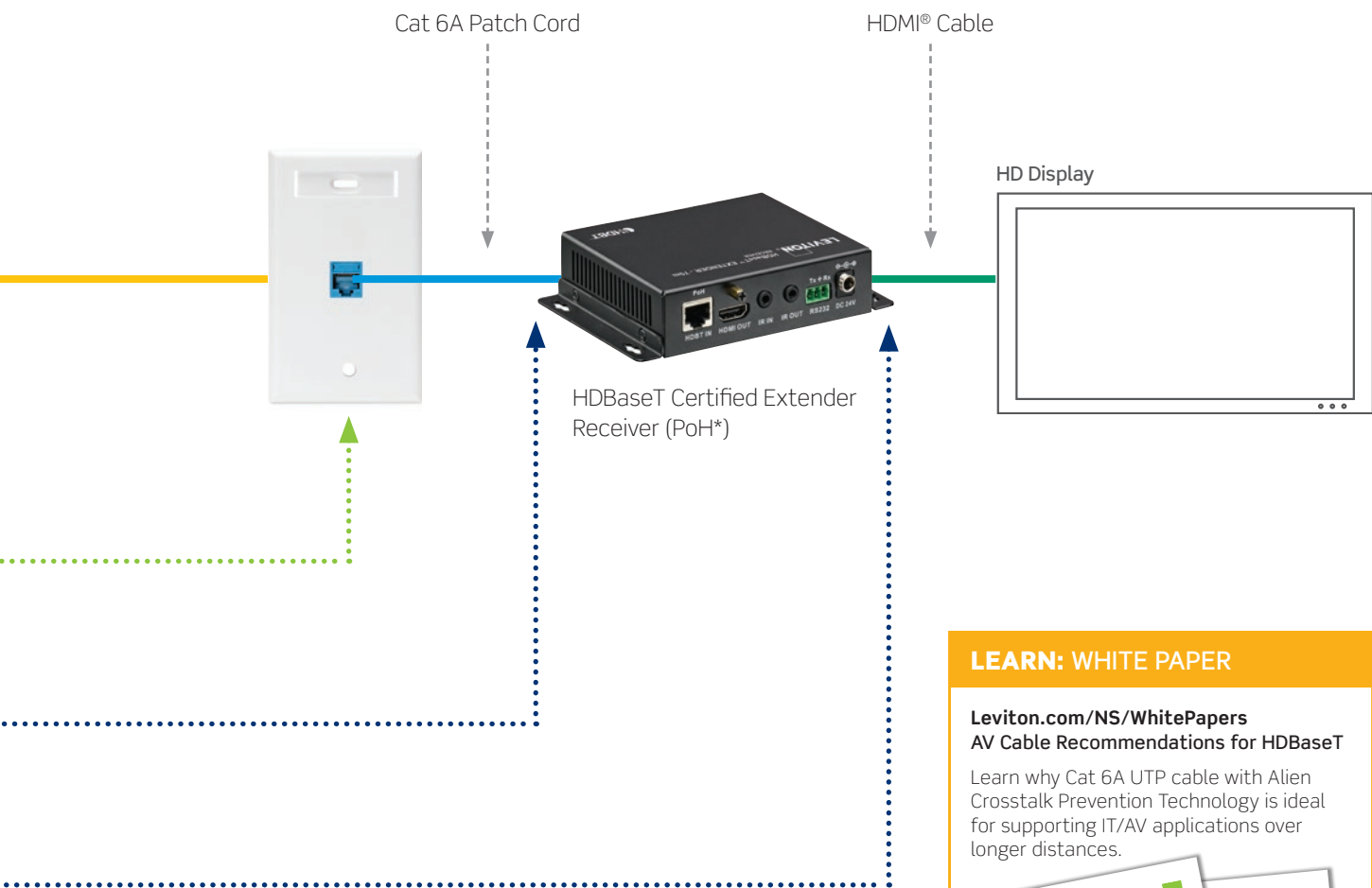
IT/AV System
AV SOLUTIONS



*PoH = Power Over HDBaseT

HDBaseT™ certification offers important benefits:

- System longevity capable of supporting future HD video signal performance requirements
- Installation and testing using the same tools used for datacom infrastructure
- Peace of mind that comes from third-party verification and certification of AV signal transmission performance
- Compatibility with other manufacturer's equipment supporting the same HDBaseT features
- Limited lifetime warranty on the structured cabling system when installed by a Leviton certified contractor



LEARN: WHITE PAPER

Leviton.com/NS/WhitePapers
AV Cable Recommendations for HDBaseT

Learn why Cat 6A UTP cable with Alien Crosstalk Prevention Technology is ideal for supporting IT/AV applications over longer distances.

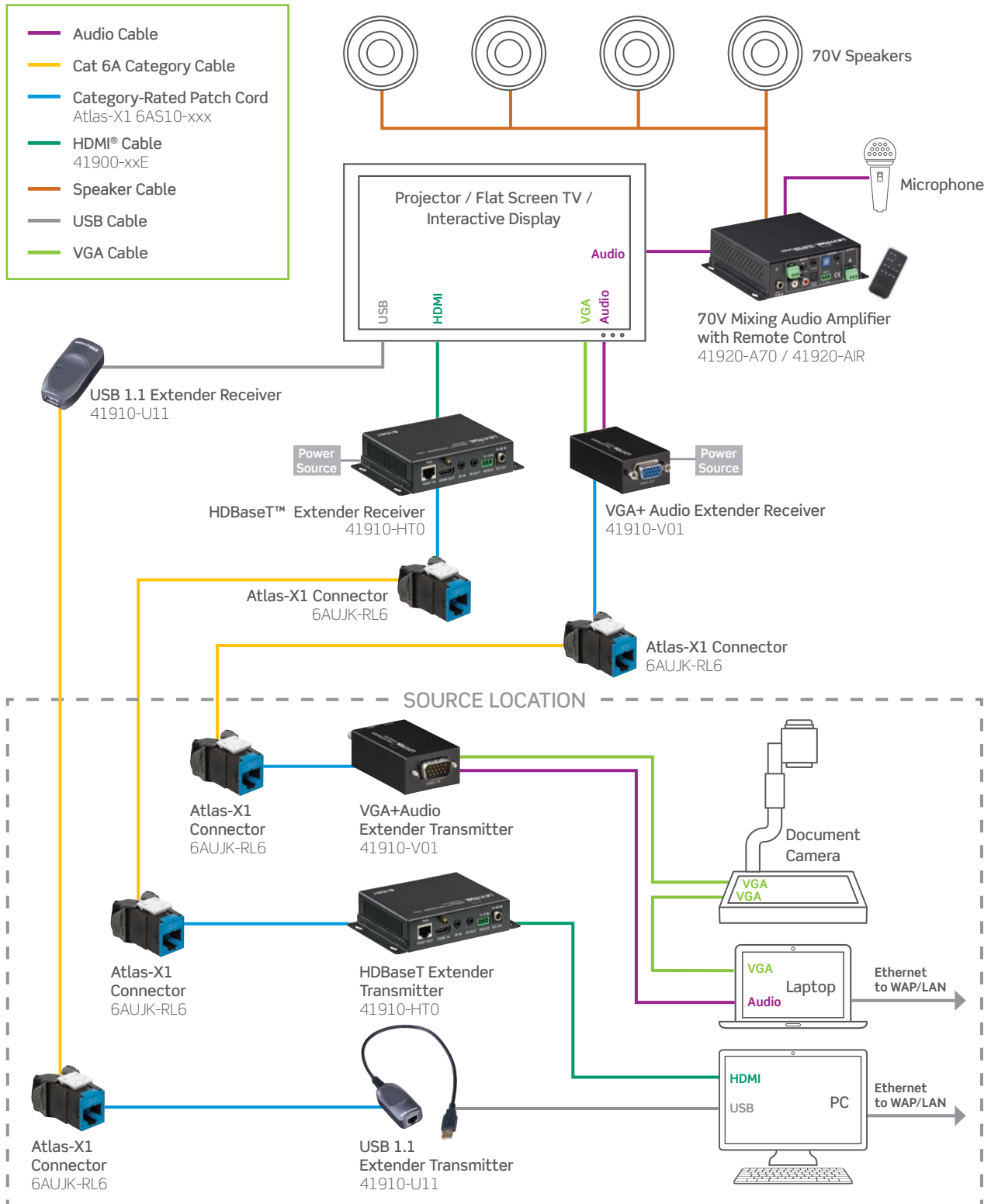




CLASSROOM APPLICATION

Today's classrooms have evolved from using chalkboards and overhead projectors to connected tools like interactive whiteboards and document cameras. Leviton solutions allow contractors to easily extend HDMI®, VGA, and USB signals from teachers' desks to the latest devices anywhere in the room, all networked over easy-to-install, category-rated cable. Classrooms can also integrate IT/AV controls for an interface that's easy to use (see "Conference Room" diagram on C10). These solutions help ensure a quality learning environment throughout all types of learning areas, including lecture halls, libraries, and computer labs, and they prepare schools for more advanced technologies to come.

CLASSROOM/CONFERENCE ROOM APPLICATIONS WITH SIGNAL EXTENSION & 70V AUDIO

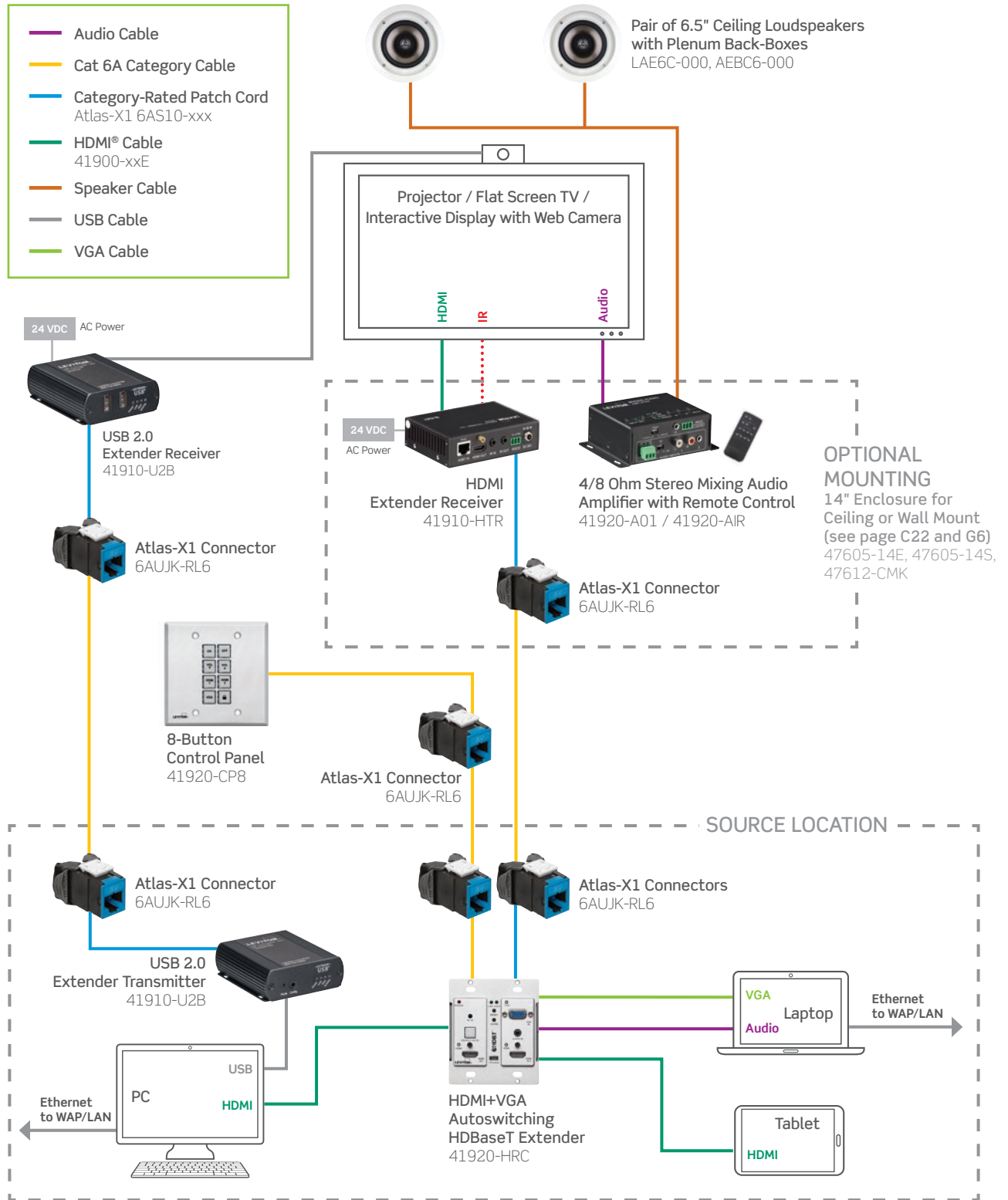




CONFERENCE ROOM APPLICATION

The best AV installations for conference rooms can adapt to handle future multimedia devices while maintaining a low profile in the room. With help from Leviton AV Signal Extenders, IT/AV Controls, audio amplification, and in-ceiling connectivity for wireless access points — all connected over versatile category-rated cable — you create extra flexibility and a clean look in business, school, or hotel conference rooms. See the following page for typical conference room AV applications with Leviton solutions.

CLASSROOM/CONFERENCE ROOM APPLICATIONS WITH CONTROL SYSTEM & STEREO AUDIO





Decora® Wallplate Sold Separately A



B



Transmitter



Receiver

C



Transmitter



Receiver

D, E



F

AUTOSWITCHING & 8-BUTTON CONTROL PANEL WALLPLATES

The Leviton Autoswitching HDBaseT Extender Wallplate connects, switches, and extends HDMI and VGA signals to displays or projectors in conference rooms, classrooms, and control centers. Complete the system with an optional 8-button control panel for simple push-button controls.

- Extends signals up to 70 meters (230 feet) over a single category cable
- Uses certified HDBaseT technology for a complete professional plug-and-play installation.
- PoH (Power over HDBaseT) powered from the receiver at the display end
- Autoswitching Extender accepts any Decora® dual-gang wallplate (sold separately, see page D11)
- Optional 8-button Control Panel has pre-configured buttons for display or projector on/off, volume up/down, and source selection
- 8-button panel powered by, and communicates with, the Autoswitching Wallplate via category cable

AUTOSWITCHING HDBASET EXTENDER WALLPLATE & 8-BUTTON CONTROL PANEL

DESCRIPTION	PART NO.
[A] Autoswitching HDBaseT Extender Wallplate	41920-HRC
[B] 8-Button Control Panel	41920-CP8

HDBASET EXTENDER TRANSMITTERS & RECEIVERS

[C] HDBaseT Extender, transmitter and receiver, 100 m	41910-HTE
[D] HDBaseT Extender, transmitter and receiver, 70 m	41910-HT0
[E] HDBaseT Extender, receiver only, 70 m	41910-HTR
[F] HDBaseT Extender IR Emitter and Receiver Kit*	41910-HIR
IR Y-Cable and Emitter Kit*	41910-YIR

* = These kits are not compatible with the audio amplifier infrared remote control kit.

HDBASET™ EXTENDER TRANSMITTERS & RECEIVERS

HDBaseT twisted-pair extenders with Power over HDBaseT (PoH) deliver HDMI®, Ethernet, IR, and RS232 signals for classrooms, conference rooms, command centers, restaurants, and more. The paired transmitter and receiver require only one power adapter that can be connected at either end.


- Class A Extenders (41910-HTE) deliver 328 ft (100 m) transmission for HDMI, Ethernet, bi-directional IR, RS232
- Class B Extenders (41910-HT0) deliver 230 ft (70 m) transmission for HDMI, bi-directional IR, RS232
- Support key features of HDMI 1.4, including 3D and 4K x 2K, CEC pass through and HDCP compatible
- Locking power supply and HDMI cable connectors
- Power supply, RS-232 cables, and mounting brackets included
- Compact metal housing for mounting with flatscreen displays
- Plenum rated

IR EMITTER AND RECEIVER KITS

Kits work with Leviton HDBaseT Transmitters and Receivers.

- IR Emitter and IR Target Kit delivers 5V signal transmission, connects over 5-foot cords
- IR Y-Cable and Emitter Kit splits IR output from the receiver to two emitters





VGA EXTENDER TRANSMITTER & RECEIVER

- Extends distance between AV source and display up to 328 feet (100 meters) over one category cable
- Screen resolutions include:
 - 1920 x 1200 @ 60 Hz (30 meters)
 - 1600 x 1200 @ 60 Hz (100 meters)
 - 1280 x 1024 @ 60 Hz (150 meters)
- Adjustable Gain Control lets you manually adjust signal strength to compensate for distance
- Audio enabled (mono)
- No external power supply needed for transmitter
- Receiver powered either by included USB power cable or DC adapter
- Convenient docking on the display device
- Plenum rated

70 VOLT MIXING AUDIO AMPLIFIER

- 40 watt mono output 70V or 100V constant voltage
- Three inputs: two stereo audio and one balanced mic, which support EQ control and mic mixing
- Mic input supports 48V phantom power
- Volume, bass, treble, and mute control
- LED indicators for power and control function feedback
- Plenum rated

4/8 OHM MIXING AUDIO AMPLIFIER

- 2 X 20W stereo, 1 X 40W bridge mono, and 2 X 20W dual mono
- Three inputs: Two stereo audio and one balanced mic
- Mic input supports 48V phantom power
- Volume, bass, treble, and mute controls
- Plenum rated

INFRARED REMOTE CONTROL KIT


- Controls Mixing Audio Amplifiers
- Includes a remote control, IR sensor, and IR target
- A kit is also available that includes only the IR target

USB EXTENDERS

- Plug-and-play extenders reach up to 328 feet (USB 2.0) and 164 feet (USB 1.1) over a single category cable
- USB 2.0 Extender includes transmitter, 2-port receiver, power supply, 6-foot (2 m) cable, mounting brackets
- USB 1.1 Extender includes transmitter with attached 1-foot (0.3 m) cable and receiver
- 2.0 Extender supports USB 480 Mbps and also connects to USB 3.x devices; 1.1 Extender supports USB 12 Mbps

VGA EXTENDER TRANSMITTER & RECEIVER	
DESCRIPTION	PART NO.
[A] VGA Extender Transmitter and Receiver, 100 m	41910-V01
MIXING AUDIO AMPLIFIERS	
[B] 70 Volt Mixing Audio Amplifier	41920-A70
[C] 4/8 Ohm Stereo Mixing Audio Amplifier	41920-A01
AMPLIFIER INFRARED REMOTE CONTROL KITS	
[D] Infrared Remote Control Kit*	41920-AIR
[E] Amplifier IR Target Only*	41920-IRT
USB EXTENDERS	
[F] USB 2.0 Extender, 100 m	41910-U2B
[G] USB 1.1 Extender, 50 m	41910-U11

* = These kits are not compatible with the HDBaseT IR Emitter and Receiver Kits.



HDMI® EXTENDER TRANSMITTER & RECEIVER

The HDMI Extender Transmitter and Receiver extends your HD display up to 130 feet (40 meters) away from your HDMI source using two category cables. They are capable of supporting DVI-D (Single-Link) equipment when used with a HDMI-to-DVI adapter, providing greater flexibility and installation options.

- 8-segment equalization adjustment switch
- Extend 1080p by 40 meters; extend 1080i (HDTV) by 60 meters
- Superior video quality — 1920 x 1200, up to 1080p
- Supports Dolby True HD® and DTS HD Master Audio™
- DDC and HDCP 1.1 compatible
- For commercial use only
- Locking HDMI connector
- Compact metal housings
- Transmitter and receiver power supplies and mounting brackets included
- Plenum rated

HDMI CABLES

Leviton high-speed HDMI Cables with Ethernet and Audio Return Channel are ideal for supporting in-wall and permanent installations for education, health care, enterprise, government, and residential applications.

- cULus listed
- CL2 rated for in-wall installation
- Compact connector body and flexible cable accommodate common box depths while maintaining minimum bend radius
- Commercial-grade, 28-gauge construction
- Gold-plated connectors for long-lasting performance
- HDMI Cable Lock Kit secures cable to Leviton Signal Extension devices for permanent installations
- Includes two universal adapters, two tie wraps, M3X05, and 4-40 UNC screws

HDMI EXTENDER TRANSMITTER & RECEIVER

DESCRIPTION	PART NO.
[A] HDMI Extender, transmitter and receiver, 40 m	41910-H00

HDMI CABLES

HDMI Cable, 3 ft	41900-03E
[B] HDMI Cable, 6 ft	41900-06E
HDMI Cable, 10 ft	41900-10E
HDMI Cable, 15 ft	41900-15E

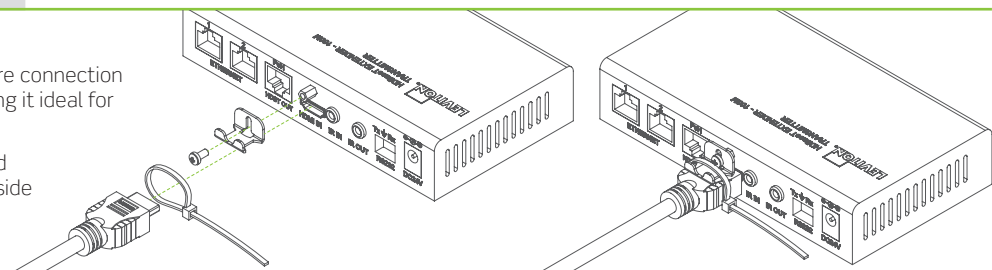
HDMI CABLE LOCK KIT


[C] HDMI Cable Lock Kit	41900-LKT
-------------------------	-----------

SPOTLIGHT HDMI Cable Lock Kit

The Leviton HDMI Cable Lock Kit provides a secure connection to all Leviton HDMI Signal Extension devices, making it ideal for in-wall and permanent-system installations.

The kit includes two sets of universal adapters and screws to secure the cable from either the top or side of the connector body.





AV CONNECTORS & ADAPTERS


- HDMI® connector works with HDMI Type A connectors
- Binding Post and Banana Jack connectors are excellent for advanced audio
- QuickPort Blanks secure unused ports in wallplates and housings for future expansion
- 3.5 mm Stereo Adapter facilitates classroom, workstation, and computer audio applications
- Use BNC connectors for commercial CCTV or commercial video signals
- S-video for enhanced video streams available in feedthrough and 110 termination
- Decora® wallplate inserts with HDMI and DVI connections provide high-definition video with in-wall wiring
- Decora brush passthrough offers a clean, professional appearance when cables need to pass through a wall opening

QUICKPORT AV CONNECTORS & BLANKS

DESCRIPTION	WHITE	LT. ALMOND	IVORY	GREY	BLACK	BROWN
[A] HDMI Connector, feedthrough	40834-00W	40834-00T	40834-00I	—	40834-00E	—
[B] USB A/A Connector, feedthrough	40835-00W	—	40835-00I	40835-00G	—	—
[C] 3.5 mm Stereo Adapter, screw terminal	40839-SWS	—	40839-SIS	—	—	—
[D] Blank Insert (pack of 10)	41084-0BW	41084-0BT	41084-0BI	41084-0BG	41084-0BE	41084-0BB
[E] Banana Jack Connector, red stripe, feedthrough	40837-BWR	40837-BTR	40837-BIR	—	—	—
[F] Banana Jack Connector, black stripe, feedthrough	40837-BWE	40837-BTE	40837-BIE	—	—	—
[G] Binding Post Connector, red stripe, feedthrough	40833-BWR	40833-BTR	40833-BIR	—	40833-BER	40833-BBR
[H] Binding Post Connector, black stripe, feedthrough	40833-BWE	40833-BTE	40833-BIE	—	40833-BEE	40833-BBE
[I] BNC Connector, nickel plated, feedthrough	41084-BWF	41084-BTF	41084-BIF	41084-BGF	41084-BEF	41084-BBF
[J] BNC Connector, gold plated, feedthrough	40832-0BW	40832-0BT	40832-0BI	—	—	—
[K] S-Video Connector, feedthrough	40734-CVW	—	40734-CVI	—	—	—
[L] S-Video Adapter, 110 termination	40734-SVW	40734-SVT	40734-SVI	40734-SVG	40734-SVE	—

DECORA AV INSERTS						
[M] HDMI Insert, feedthrough	41647-00W	—	41647-00I	—	—	—
[N] Brush Insert, passthrough	41075-DB*	—	—	—	41075-DB*	—

* = Brush Color: White (W), Black (E)





A



B



C



D

RCA & F-CONNECTORS IN FEEDTHROUGH & 110-STYLE

Leviton carries a comprehensive selection of RCA and F-connectors in both feedthrough and 110 termination. Body colors match Leviton housings; barrel colors are industry standard.


- RCA Connectors use standard identification colors for component and composite video
- Coax F-Connectors are SCTE-compliant and support signals up to 3 GHz

QUICKPORT FEEDTHROUGH RCA & F-CONNECTORS (FOR RCA & COAX CABLE)

DESCRIPTION	WHITE	LT. ALMOND	IVORY	GREY	BLACK	BROWN
[A] RCA Connector, gold plated with black stripe, feedthrough	40830-BWE	40830-BTE	40830-BIE	40830-BGE	40830-BEE	40830-BBE
RCA Connector, gold plated with red stripe, feedthrough	40830-BWR	40830-BTR	40830-BIR	40830-BGR	40830-BER	40830-BBR
RCA Connector, gold plated with yellow stripe, feedthrough	40830-BWY	40830-BTY	40830-BIY	—	—	—
RCA Connector, gold plated with green stripe, feedthrough	40830-BWV	—	40830-BIV	—	—	—
RCA Connector, gold plated with blue stripe, feedthrough	40830-BWL	—	40830-BIL	—	—	—
[B] F-Connector, nickel plated, feedthrough	41084-FWF	41084-FTF	41084-FIF	41084-FGF	41084-FEF	41084-FBF
[C] F-Connector, gold plated, feedthrough	40831-0BW	40831-0BT	40831-0BI	—	—	—

QUICKPORT 110-STYLE RCA CONNECTORS (FOR CAT 6 OR CAT 5E CABLE)

[D] RCA Connector, gold plated with red barrel, 110 termination	40735-RRW	40735-RRT	40735-RRI	40735-RRG	40735-RRE	—
RCA Connector, gold plated with white barrel, 110 termination	40735-RWW	40735-RWT	40735-RWI	40735-RWG	40735-RWE	—
RCA Connector, gold plated with yellow barrel, 110 termination	40735-RYW	40735-RYT	40735-RYI	40735-RYG	40735-RYE	—
RCA Connector, gold plated with green barrel, 110 termination	40735-RVW	—	40735-RVI	—	—	—
RCA Connector, gold plated with blue barrel, 110 termination	40735-RLW	—	40735-RLI	—	—	—
RCA Connector, gold plated with orange barrel, 110 termination	40735-ROW	40735-ROT	40735-ROI	40735-ROG	40735-ROE	—



White

Light Almond

Ivory

Grey

Black

Brown



A, B



C-D

COMPRESSION & CRIMP-ON F-CONNECTORS

- Leviton compression and crimp-on connectors are ideal for more specialized AV applications
- Compression connectors offer an airtight seal and secure fitting for increased cable retention
- Crimp-on connectors are an economical solution for less demanding applications

COMPRESSION, CRIMP-ON & TWIST-ON RCA & F CONNECTORS

DESCRIPTION	RG-6 CABLE	RG-6 QUAD SHIELD
RCA Compression Connector	—	[A] 40985-CRU
Compression F-Connector (colored rings included)	—	[B] 40985-CPF
F-Connectors, one-piece crimp-on (bag of 100)	[C] 40985-1P6	[D] 40985-0Q6

See page A35 for master compression tool.

SPOTLIGHT

In-Ceiling System for Wireless Access Points



An In-Ceiling System provides a fixed location for terminating a data connector, creating a more reliable and consistent connection than a direct connect plug. This fixed connection also reduces the possibility of damage during construction.

The system of plenum-rated cable, connectors, patch cords, surface-mount boxes, and brackets provides a testable permanent link in drop ceilings to WAPs, while allowing the flexibility to move the In-Ceiling Bracket to refine Wi-Fi® coverage or WAN placement without needing to retest the link.



Plenum-Rated

QuickPort® In-Ceiling WAP Kit

See pages D3-D4 for product information.



LEVITON ARCHITECTURAL EDITION® POWERED BY JBL IN-WALL & IN-CEILING SPEAKERS

- Signature JBL Loudspeaker performance creates room-filling sound with clean powerful highs
- Long-throw woofers with rubber surrounds provide high output with low distortion
- Paintable, nearly invisible zero-bezel magnetic grilles seamlessly blend into wall or ceiling architecture
- High Definition Imaging (HDI) waveguide technology and computer-optimized driver positioning results in ideal performance and life-like soundstage imaging throughout the entire room, regardless of location
- Engineered for the custom installer with a whole-room, seamless audio and visual design in mind
- Superior XL-2 installation bracket
- Sturdy, reliable design fit for easy installation in walls up to a full 2 inches thick
- Specialty mechanical grip designed to minimize vibration regardless of installation format
- Handles custom installation better than typical 1½" bracket designs

LEVITON ARCHITECTURAL EDITION POWERED BY JBL ALL WEATHER SPEAKERS

- Two-way weatherized speakers sold in pairs with professional grade grilles and inputs
- Features 5.25-inch woofer and 1-inch tweeter
- Rotatable mounting brackets for angling towards listener or mounting horizontally

PRE-CONSTRUCTION KITS

- Pre-construction kits ensure that speaker locations and wiring are preserved and protected during construction, allowing for a cleaner, faster, and more precise installation during the trim-out stage
- Fire-Rated Back Box meets fire code for MDU and residential installations



LEVITON ARCHITECTURAL EDITION POWERED BY JBL IN-WALL AND IN-CEILING SPEAKERS

DESCRIPTION	PART NO.
[A] In-Wall Speaker with 6.5" Woofer, silk-dome 1" tweeter, zero-bezel magnetic grille, rated for 8 Ohms, 80 watts, sold in single units	LAE6I-000
[B] In-Wall Speaker with 8" Woofer, 1" silk-dome tweeter, zero-bezel magnetic grille, rated for 8 Ohms, 100 watts, sold in single units	LAE8I-000
[C] In-Ceiling Speaker with 6.5" Woofer, 1" silk-dome tweeter, zero-bezel magnetic grille, rated for 8 Ohms, 80 watts, sold in single units	LAE6C-000
In-Ceiling Speaker with 8" Woofer, 1" silk-dome tweeter, zero-bezel magnetic grille, rated for 8 Ohms, 100 watts, sold in single units	LAE8C-000
[D] In-Ceiling Stereo Speaker with 6.5" Woofer, two ¾" silk-dome tweeters, zero-bezel magnetic grille, rated for 8 Ohms, 80 watts, sold in single units	LAE6D-000

LEVITON ARCHITECTURAL EDITION POWERED BY JBL OUTDOOR SPEAKERS

[E] Pair of Leviton Architectural Edition® Powered by JBL® Indoor/Outdoor/All Weather Loudspeakers	LAEAW-000
---	-----------

PRE-CONSTRUCTION KITS

6.5" Pre-Construction Speaker Kit for In-Wall Installations	AEPI6-KIT
6.5" Pre-Construction Speaker Kit for In-Ceiling Installations (LAE6C, LAE6D)	PCC55-KIT
8" Pre-Construction Speaker Kit for In-Wall Installations	AEPI8-KIT
8" Pre-Construction Speaker Kit for In-Ceiling Installations (LAE8C)	AEPC8-KIT
Fire-Rated Back Box (for use with 6.5" In-Ceiling Speakers, LAE6C and LAE6D)	AEBC6-000



SPEC-GRADE SOUND SPEAKERS

- AeroNylon tweeter diaphragm provides crystal-clear treble response and exceptionally accurate tracking of even the most challenging musical transients
- Built-in AutoSurge® circuit protection helps prevent speaker damage
- Advanced phase/time alignment guide properly aligns sound without misaligning the tweeters
- Precision dividing network ensures total audio signal electronic integrity up to the last microsecond before the signal is converted into sound
- Inert mounting frame with “dogleg” installation points eliminates any transmitted vibrations that could alter in-wall or in-ceiling sound quality
- Acoustically transparent, paintable grills

PRE-CONSTRUCTION KITS

- Fire-Rated Back Box meets fire code for MDU and similar commercial installations



SPEC-GRADE SOUND IN-WALL/IN-CEILING INDOOR SPEAKERS

DESCRIPTION	PART NO.
[A] Pair of 6.5" Spec-Grade Two-Way In-Ceiling Loudspeakers, 120 W peak/ 60 W RMS, 8 Ohms	SGC65-00W
[B] Pair of 6.5" Spec-Grade Two-Way In-Wall Loudspeakers, 120 W peak/ 60 W RMS, 8 Ohms	SGI65-00W

PRE-CONSTRUCTION KITS

[C] Fire-Rated Back Box (required for 6.5" in-ceiling speakers SGC65)	AEBC6-000
--	-----------

SPOTLIGHT

AV Cable Recommendations for HDBaseT



Using HDBaseT™ technology you can transmit HDMI® signals over category-rated cable, delivering the high resolution needed over distances up to 100 meters. In the white paper “AV Cable Recommendations for HDBaseT;” you’ll learn why Cat 6A UTP cable with Alien Crosstalk Prevention Technology is ideal for supporting IT/AV applications over longer distances. Plus, you’ll also gain a better understanding of HDBaseT standards and applications, as well as be able to review comprehensive test results for different category-rated cables used in HDBaseT certified links. To read the white paper, visit leviton.com/ns/whitepapers.



A



B



C



D

Speakers
AV SOLUTIONS

SOUNDBAR AND SUBWOOFER COMBO

- All-in-one wireless Bluetooth® home speaker solution provides virtual surround sound in sleek package
- JBL SoundShift allows user to easily switch between wireless audio from a mobile device and the TV audio
- Independent volume control on wireless subwoofer allows custom bass response
- Two-way dual driver left and right speaker modules each with 2.25-inch full range driver and 1.25-inch dome tweeter, along with 6.5-inch ported wireless subwoofer

IN-WALL SPEAKERS

- Dual 5¼-inch two-way speaker designed for full sound dispersion with a shallow mounting depth
- Nearly invisible zero-bezel and fully paintable magnetic grille blends into environment
- Utilize as a low-profile installed front center channel and/or as an extreme performance left/right or surround sound speaker

SHELF-MOUNT CENTER CHANNEL SPEAKER


- Dual 5¼-inch polycellulose woofers and 1-inch soft dome tweeter
- Bass-Reflex enclosure with Rear-Firing Ports
- Minimalist grilles and brushed metal trim offers a contemporary, sophisticated appearance

SUBWOOFER

- Dual port, 10-inch, 100W high-efficiency subwoofer
- High-performance transducer and built-in amplifier deliver powerful and dynamic low-frequency performance
- Variable level, crossover, and phase controls for easy setup and integration into a wide range of listening rooms and systems



LEVITON ARCHITECTURAL EDITION® POWERED BY JBL HOME THEATER SPEAKERS		
DESCRIPTION		PART NO.
[A]	Leviton Architectural Edition Powered by JBL® Bluetooth® Soundbar with Wireless Subwoofer	LAESB-000
[B]	Leviton Architectural Edition In-Wall Center Channel Loudspeaker Powered by JBL®	LAES1-000
[C]	Two-Way Dual Channel 5-1/2" Shelf-Mounted Center Channel Loudspeaker Powered by JBL®	LAES5-000
[D]	Leviton Architectural Edition Powered by JBL® Powered Subwoofer in Bass-Reflex Enclosure	LAESW-000
	Pre-Construction Kit, in-wall center channel shelf for use with LAES1-000	AEPIS-KIT



DECORA® STRAUSS™ TRANSFORMER-FREE VOLUME CONTROLS

- Contemporary slider design brings precision and elegance to any installed audio system
- Available in standard and impedance-matched versions
- Volume control uses standard Decora wallplate in a standard J-Box or low-voltage mounting ring
- Color-change kits ensure the right finishing touch for every application

SYSTEM MATCHING MODULE

- Combine with non-impedance-matching volume controls to control up to six speaker pairs (cannot be used with impedance-matching volume controls)
- AutoSurge® circuit technology protects speakers from potentially damaging transients
- Designed to mount in Leviton Structured Media® Enclosures

1X6 AUDIO DISTRIBUTION MODULE

- Combines with impedance-matching volume controls to control up to six speaker pairs from an amplifier or receiver
- Designed to mount in Leviton Structured Media enclosures and connect to six rooms/zones

AUDIO SYSTEM VOLUME CONTROLS

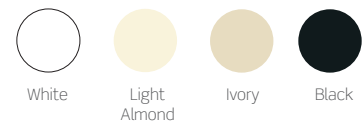
DESCRIPTION	PART NO.
[A] Decora Strauss Transformer-Free Slider Volume Control, white, analog, 200 watts peak, 100 watts RMS, 4-16 Ohms, 8 Ohm nominal (for use with SGAMP-000) (Decora wallplate sold separately, see page D11)	SGVST-00W
[B] Decora Strauss Transformer-Free Impedance-Matching Slider Volume Control, white, analog, 200 watts peak, 100 watts RMS, 4-16 Ohms, 8 Ohm nominal (for use with 48211-06A)	SGVSM-00W
Decora Strauss Color-Change Kit, converts to light almond	SGVCK-0LA
Decora Strauss Color-Change Kit, converts to ivory	SGVCK-00I
Decora Strauss Color-Change Kit, converts to black	SGVCK-00E

SYSTEM MATCHING MODULE

[C] System Matching Module for Impedance-Matching Passive Two-Channel Multi-Room Audio Systems (for use with SGVST-00W)	SGAMP-000
--	-----------

1X6 AUDIO DISTRIBUTION MODULE

[D] 1x6 Passive Audio Module (for use with SGVSM-00W)	48211-06A
--	-----------



SPOTLIGHT | Impedance Matching Difference

When installing an audio system, it is important to have an impedance-matching component paired with a standard component. Failure to do so may have a negative effect on the audio system.

Do not use an impedance-matching volume control with an impedance-matching module, and do not use a standard volume control with a passive audio module. Doing so, in either instance, could damage the amplifier.





A



B



C



D



Mobile Device Station and USB Charger/Tamper-Resistant Receptacle



E



F



G



Decora Mobile Device Station



Renu Mobile Device Station



J

HOME THEATER, MULTI-ROOM & SPEAKER WALLPLATES

- Designed for easy installation of cables using low-voltage rings and standard low-voltage junction boxes
- Home Theater Interface wallplate (AEHTK) accommodates 5.1 to 7.1 channel surround-sound systems, and features RCA connectors for subwoofer connection and two extra QuickPort® openings
- Multi-Room Audio wallplate (AEMRK) accommodates left and right audio speakers (± connections), and two extra openings for additional QuickPort connectors (e.g., adding a subwoofer or 3.5 mm stereo phone jack)
- Speaker wallplate allows for simple, solderless connections to any home entertainment speaker system

RECESSED ENTERTAINMENT BOX (REB)

- Affordable solution manages home theater electronics in a single location
- Ideal for new construction (stud-mounted) and retrofit (wall-mounted) applications
- Low-profile frame provides neat, recessed installation
- Optional high-profile cover includes sliding plastic front panels, and channels all wires through the bottom of the unit

RECESSED RECEPTACLES

Recessed Single-Gang Receptacle

- Fits most standard electrical boxes
- Supplies AC power for one or two components (flat panel TVs and video receiver)
- cULus approved, code-compliant solution

Recessed Dual-Gang Duplex Receptacle with Six QuickPort Openings

- Centralizes connection points for AC power, audio, video, data, and phone
- Includes plastic electrical box for use in new and retrofit construction
- UL approved, code-compliant solution

MOBILE DEVICE STATION

- Turns a receptacle outlet into a convenient storage location for smartphones and MP3 players
- Installs without creating any new holes in the wall
- Available in both Decora® and Renu® styles
- Integrated cable management keeps charging cables organized and protected
- Requires a Leviton wallplate, sold separately
- Ideal with Leviton USB charger/tamper-resistant receptacle

USB CHARGER/TAMPER-RESISTANT RECEPTACLE

- USB ports with a combined power of 3.6 amps, ideal for charging tablets and other high-draw devices
- Compact design fits in a standard wallbox, is compatible with standard wallplates, and can be multi-ganged with other standard Leviton devices
- Back and side wired for easy installation
- Smart chip designed for recognizing and optimizing the charging requirements of your device
- Tamper-Resistant NEC® Compliant shutter mechanism blocks access to contacts from most foreign objects

HOME THEATER AND MULTI-ROOM WALLPLATES

DESCRIPTION	PART NO.
[A] Home Theater Interface Wallplate, 14 gold-plated spring clips, two RCA connectors, two QuickPort® openings	AEHTK-000
[B] Multi-Room Install Wallplate, two gold-plated spring clips, two QuickPort openings	AEMRK-000
[C] Single-Gang Single Spring-Clip Device Audio/Video Wallplate, standard size, polymer break resistant, box mount	40951-1PW
[D] Single-Gang Double Spring-Clip Device Audio/Video Wallplate, standard size, polymer break resistant, box mount	40952-2PW

RECESSED DEVICES & ENTERTAINMENT BOX

Single-Gang Recessed Single Receptacle 15A-125VAC, 2-pole, 3-wire — NEMA 5-15R, includes clock hanger hook	00688-00*
Single-Gang Recessed Single Receptacle, Non-Magnetic Stainless Steel 15A-125VAC, 2-pole, 3-wire — NEMA 5-15R, includes clock hanger hook	05261-0CH
[E] Single-Gang Recessed Duplex Receptacle 15A-125VAC, 2-pole, 3-wire — NEMA 5-15R	00689-00†
Single-Gang Recessed Single Receptacle, Non-Magnetic Stainless Steel 20A-125VAC, 2-pole, 3-wire — NEMA 5-20R, includes clock hanger hook	05361-0CH
[F] Dual-Gang Recessed Duplex Receptacle and Openings for Six QuickPort Modules 15A-125VAC, 2-pole, 3-wire — NEMA 5-15R (four blank inserts included)	00690-00*
Recessed Entertainment Box with Low-Profile Frame	47617-REB
[G] Recessed Entertainment Box with High-Profile Cover	47617-RBH
High-Profile Cover	47617-HPC
Low-Profile Frame	47617-LPF
Replacement Snap-In Plates, 2 per bag	47617-PLT

MOBILE DEVICE STATION & USB CHARGER / RECEPTACLE

[H] Decora® Mobile Device Station, white	47112-00W
Decora Mobile Device Station, light almond	47112-00T
Decora Mobile Device Station, black	47112-00E
[I] Renu® Mobile Device Station, White on White	47112-RWW
Renu Mobile Device Station, Navajo Sand	47112-RNS
Renu Mobile Device Station, Onyx Black	47112-ROB
[J] USB Charger / 15A Tamper-Resistant Receptacle	T5632-00W

* = Color: White (W), Ivory (I)

† = Color: White (W), Lt. Almond (T), Ivory (I), Black (E)

Renu Mobile Device Station Colors:



White (W)



Light Almond (T)



Ivory (I)



Black (E)



White on White



Navajo Sand



Onyx Black

SPOTLIGHT

Recessed Box



Leviton 14" Structured Media Enclosure makes running cable and managing multimedia displays simple and more cost-effective. Designed to provide a central distribution consolidation point, the enclosure can be installed and concealed behind a display or near a projector screen.

This professional-grade enclosure is spacious for simple audiovisual device installation and management, and allows for future growth. Ideal for supporting conference room, classroom, and enterprise technologies, the enclosure accommodates the distribution of voice, data, video, audio, and IT/AV applications.

See page G6 for 14" Structured Media Enclosures.



HOUSINGS & WALLPLATES




SECTION D CONTENTS

HOUSINGS & WALLPLATES

- D3** QuickPort® Surface-Mount & DIN Rail-Mount Boxes
- D4** QuickPort In-Ceiling & In-Wall Brackets
- D6** QuickPort & QuickPlate® Wallplates
- D9** QuickPort Decora® Inserts
- D10** Decora® Telephone & Video Wallplates & Inserts
- D11** Decora Single-Gang & Dual-Gang Wallplates
- D12** Renu® Wallplates & Inserts
- D13** QuickPort Modular Furniture Products
- D14** Duplex, Round Opening & Blank Wallplates
- D15** DuraPort® Industrial Connectivity
- D17** Telephone & Video Wallplates
- D18** Round Telephone Inserts & Surface-Mount Boxes
- D18** QuickPort Floor Box Assemblies
- D19** Multimedia Outlet System (MOS)

HOUSINGS & WALLPLATES | QuickPort® Surface-Mount & DIN Rail-Mount Boxes



QUICKPORT BOXES, MODULES & ACCESSORIES

- Surface-mount boxes and back boxes have breakouts to match common raceway systems and cable entry
- One-, two-, and four-port surface-mount boxes are plenum rated [compliant with NEC 300-22 (b)(c)]
- Mounts with screws or adhesive mounting tape (both provided), or with magnets or modular furniture brackets (sold separately, page D13)
- 4S089 products are designed to work with Leviton shielded or UTP Cat 6A connectors to allow proper bend-radius control

QUICKPORT DIN RAIL-MOUNT BOXES

- Provide an ideal network patching location for industrial automation and control panels
- Compatible with standard and low-profile 35 mm symmetrical DIN rails and 32 mm asymmetrical DIN rails
- Accept one QuickPort Decora® Insert with one, two, three, four, or six ports
- Box depth suitable for Cat 5e or Cat 6 applications

QUICKPORT SURFACE-MOUNT BOXES

DESCRIPTION	WHITE	IVORY	LIGHT ALMOND	GREY	BLACK
[A] 12-Port Surface-Mount Box, 7.60" W x 5.02" D x 1.13" H	41089-12W	41089-12I	—	41089-12G	41089-12E
[B] 6-Port Surface-Mount Box, 6.38" W x 3.22" D x 1.08" H	41089-6WP	41089-6IP	—	41089-6GP	41089-6EP
[C] 4-Port Surface-Mount Box, 4.77" W x 3.21" D x 1.05" H	41089-4WP	41089-4IP	—	41089-4GP	41089-4EP
[D] 2-Port Surface-Mount Box, 2.52" W x 2.22" D x 1.10" H	41089-2WP	41089-2IP	41089-2TP	41089-2GP	41089-2EP
[E] 1-Port Surface-Mount Box, 1.42" W x 2.22" D x 1.10" H	41089-1WP	41089-1IP	—	41089-1GP	41089-1EP
[F] 2-Port Surface-Mount Box Extended Depth*, 2.5" W x 3.00" D x 1.22" H	4S089-2WP	4S089-2IP	—	—	—
[G] 4-Port Surface-Mount Box Extended Depth*, 5.6" W x 5.20" D x 1.22" H	4S089-4WP	4S089-4IP	—	—	—


SINGLE- AND DUAL-GANG SURFACE-MOUNT BACK BOXES

[H] Single-Gang Standard Back Box, 4.72" H x 2.96" W x 1.89" D	42777-1WA	42777-1IA	—	42777-1GA	42777-1EA
[I] Single-Gang Shallow Back Box, 4.72" H x 2.96" W x 1.45" D	42777-1WB	42777-1IB	—	42777-1GB	42777-1EB
[J] Dual-Gang Standard Back Box, 4.72" H x 4.77" W x 1.89" D	42777-2WA	42777-2IA	—	42777-2GA	42777-2EA
[K] Dual-Gang Shallow Back Box, 4.72" H x 4.77" W x 1.45" D	42777-2WB	42777-2IB	—	42777-2GB	42777-2EB


QUICKPORT DIN RAIL-MOUNT BOXES

[L] DIN Rail-Mount Box, with 6-port QuickPort Decora insert ^	—	—	—	—	41089-6DN
[M] DIN Rail-Mount Box, empty	—	—	—	—	41089-0DN

* = For shielded connectors and large bend-radius cables.
 ^ = QuickPort Connectors not included. See pages A8-A10.



HOUSINGS & WALLPLATES | QuickPort® In-Ceiling & In-Wall Brackets



IN-CEILING BRACKET

- Creates a testable permanent link for cabling that terminates above a drop ceiling without a wallplate
- Brackets available individually or with pre-installed multi-function clip that attaches to standard drop wire or rod
- VELCRO® Brand tie-down points accommodate cabling slack loops (sold separately, see pages E8-E9)
- Plenum-rated QuickPort one-, two-, and four-port surface-mount boxes (sold separately) attach to brackets and are ideal for use in drop ceiling areas

IN-WALL BRACKET


- Helps create a testable permanent link for cabling that terminates in the wall without using a traditional wallplate
- Provides a stable mounting surface for connectors that is recessed behind the wall surface
- Ideal for Ethernet-enabled devices — such as WAPs, cameras, or clocks — that mount to electrical or low-voltage boxes or directly to the wall
- Available as a set of five brackets, or individually kitted with a single-gang wallplate mounting bracket

QUICKPORT IN-WALL & IN-CEILING BRACKETS


DESCRIPTION	PART NO.
[A] QuickPort In-Ceiling Bracket, includes clip for drop wire/rod mounting	49223-CBC
[B] QuickPort In-Ceiling Bracket, no clip	49223-CB0
QuickPort WAP Kit, includes In-Ceiling Bracket (49223-CBC), 2 Cat 6A connectors (6AUJK-RW6), Surface-Mount Box (4S089-2WP), 2 Cat 6A patch cords (AXPPP-10W)	49223-W10
QuickPort WAP Kit, includes In-Ceiling Bracket (49223-CBC), Cat 6A connector (6AUJK-RW6), Surface-Mount Box (4S089-2WP), Cat 6A patch cord (AXPPP-10W)	49223-W1C
[C] QuickPort In-Wall Brackets (set of 5)	49223-BA5
[D] QuickPort In-Wall Bracket Kit, includes bracket and single-gang Wallplate Mounting Bracket	49223-BAK

WALLPLATE ACCESSORIES


DESCRIPTION	PART NO.
[E] Wallplate Mounting Brackets, single-gang, bag of 2	C0224-000
Wallplate Mounting Bracket, single-gang, bag of 10	C0224-0CP
[F] Wallplate Mounting Bracket, dual-gang	C0225-000



QuickPort WAP Kit (49223-W10)



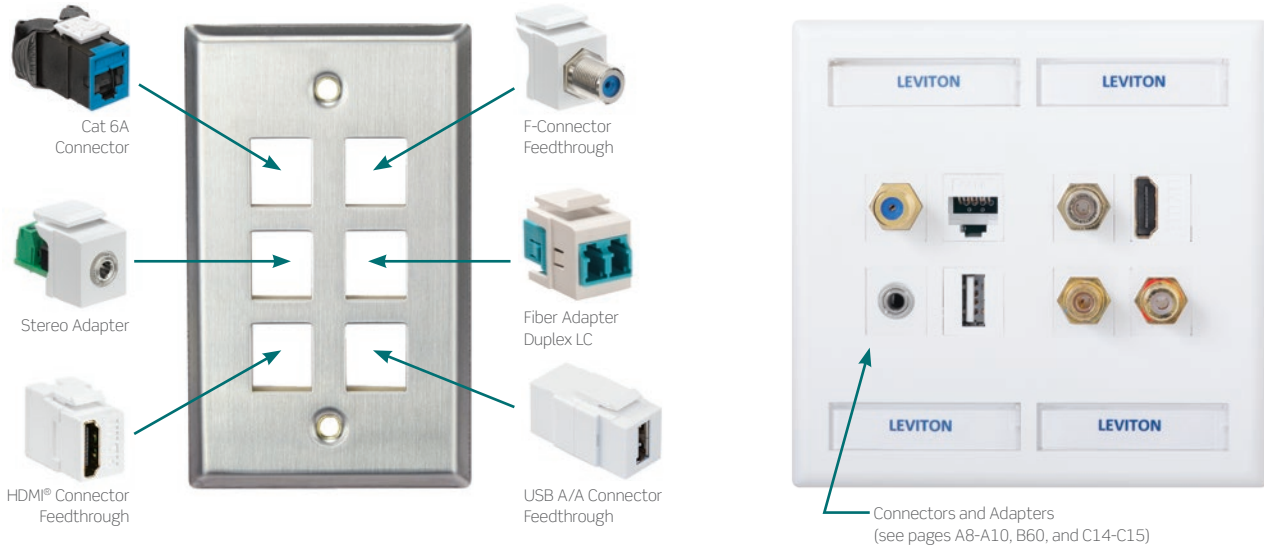
QuickPort In-Ceiling Bracket loaded with Atlas-X1™ Cat 6A QuickPort Connectors



Two In-Wall Brackets

QUICKPORT® WALLPLATES

The QuickPort System allows you to create the perfect mix of voice, data, video, and audio connections. Category-rated copper, fiber, and AV QuickPort connectors are compatible with any QuickPort wallplate or insert.



QUICKPLATE® TEMPO WALLPLATES WITH ID WINDOWS

QuickPlate Tempo wallplates allow for fast, one-piece installations. They feature patented rear wings that tighten the wallplate to wallboard, eliminating the need for a box or mounting brackets.




2-Port Wallplate

WATCH: INSTALLATION VIDEOS



Leviton.com/ns/videos
 "How to Install a QuickPlate Tempo Wallplate"



QUICKPORT STANDARD PLASTIC WALLPLATES

- Compatible with all QuickPort connectors and adapters
- Manufactured from ABS plastic for superior resistance to impact, chemicals, and solvents, as compared to other plastics
- Fits NEMA openings and accommodates low-voltage box eliminators for a flush mount
- cULus Listed, fire-retardant material rated UL 94V-0
- ID windows aid in port identification
- Country of origin: USA

SINGLE-GANG QUICKPLATE TEMPO WALLPLATES WITH ID WINDOWS

- Patented rear wings tighten wallplate to wallboard, eliminating the need for a box or mounting brackets and creating a fast, one-piece installation
- Wings accommodate wallboard thickness of 5/8 inch or less
- ID windows act as marking template for cutting hole in wallboard
- cULus Listed, fire-retardant plastic rated UL 94V-0
- Country of origin: USA

[A] QUICKPORT SINGLE-GANG WALLPLATES

DESCRIPTION	WHITE	LT. ALMOND	IVORY	GREY	BLACK	BROWN
6-Port Wallplate	41080-6WP	41080-6TP	41080-6IP	41080-6GP	41080-6EP	41080-6BP
4-Port Wallplate	41080-4WP	41080-4TP	41080-4IP	41080-4GP	41080-4EP	41080-4BP
3-Port Wallplate	41080-3WP	41080-3TP	41080-3IP	41080-3GP	41080-3EP	41080-3BP
2-Port Wallplate	41080-2WP	41080-2TP	41080-2IP	41080-2GP	41080-2EP	41080-2BP
1-Port Wallplate	41080-1WP	41080-1TP	41080-1IP	41080-1GP	41080-1EP	41080-1BP

[B] QUICKPORT SINGLE-GANG WALLPLATES WITH ID WINDOWS

6-Port Wallplate	42080-6WS	42080-6TS	42080-6IS	42080-6GS	42080-6ES	—
4-Port Wallplate	42080-4WS	42080-4TS	42080-4IS	42080-4GS	42080-4ES	—
3-Port Wallplate	42080-3WS	42080-3TS	42080-3IS	42080-3GS	42080-3ES	—
2-Port Wallplate	42080-2WS	42080-2TS	42080-2IS	42080-2GS	42080-2ES	—
1-Port Wallplate*	42080-1WS	42080-1TS	42080-1IS	42080-1GS	42080-1ES	—

[C] QUICKPLATE TEMPO SINGLE-GANG WALLPLATES WITH ID WINDOWS


2-Port Wallplate	42090-2WS	42090-2TS	42090-2IS	42090-2GS	42090-2ES	—
4-Port Wallplate	42090-4WS	42090-4TS	42090-4IS	42090-4GS	42090-4ES	—

[D] QUICKPORT DUAL-GANG WALLPLATES WITH ID WINDOWS

12-Port Wallplate	42080-12W	42080-12T	42080-12I	42080-12G	42080-12E	—
8-Port Wallplate	42080-8WP	42080-8TP	42080-8IP	42080-8GP	42080-8EP	—
6-Port Wallplate	42080-6WP	42080-6TP	42080-6IP	42080-6GP	42080-6EP	—
4-Port Wallplate	42080-4WP	42080-4TP	42080-4IP	42080-4GP	42080-4EP	—
3-Port Wallplate	42080-3WP	42080-3TP	42080-3IP	42080-3GP	42080-3EP	—
2-Port Wallplate†	42080-2WP	42080-2TP	42080-2IP	42080-2GP	42080-2EP	—
1-Port Wallplate†	42080-1WP	42080-1TP	42080-1IP	42080-1GP	42080-1EP	—

Wallplates are sold empty. See pages A8-A10, B60, and C14-C15 for QuickPort connectors.
 * = Single-gang 1-Port Wallplate has only one ID window on top.
 † = Dual-gang 1- and 2-Port Wallplates have only two ID windows on top.





QUICKPORT STAINLESS-STEEL WALLPLATES

Dimensions can be found at Leviton.com

- Compatible with all QuickPort adapters and connectors, including shielded
- Manufactured from 304 stainless steel in a brushed finish to provide corrosion resistance in a non-magnetic material
- Available in single- and dual-gang, with or without ID windows
- Angled wallplate ports facilitate proper front and rear cable-bend radius
- Wall-phone wallplates are available in flush and recessed options to accommodate various phone styles
- cULus Listed

[A] QUICKPORT SINGLE-GANG STAINLESS-STEEL WALLPLATES

DESCRIPTION	1-PORT	2-PORT	3-PORT	4-PORT	6-PORT
Standard	43080-1S1	43080-1S2	43080-1S3	43080-1S4	43080-1S6
With ID Windows	43080-1L1	43080-1L2	43080-1L3	43080-1L4	43080-1L6

[B] QUICKPORT DUAL-GANG STAINLESS-STEEL WALLPLATES

DESCRIPTION	2-PORT	4-PORT	6-PORT	8-PORT	12-PORT
Standard	43080-2S2	43080-2S4	43080-2S6	43080-2S8	43080-S12
With ID Windows	43080-2L2	43080-2L4	43080-2L6	43080-2L8	43080-L12

QUICKPORT ANGLED STAINLESS-STEEL WALLPLATES WITH ID WINDOWS

DESCRIPTION	PART NO.
2-Port Angled Wallplate, single-gang	43081-1L2
4-Port Angled Wallplate, single-gang	43081-1L4
[C] 4-Port Angled Wallplate, dual-gang	43081-2L4
8-Port Angled Wallplate, dual-gang	43081-2L8

[D] QUICKPORT STAINLESS-STEEL WALL-PHONE WALLPLATES

Stainless-Steel Wall-Phone Wallplate	4108W-OSP
Stainless-Steel Wall-Phone Wallplate, recessed	4108W-1SP

LABELS

Label Kit for QuickPort Stainless-Steel Wallplates*	43080-IDW
Pre-printed Port Labels, black ink, 10 sheets per package	41080-LEB

IDENTIFICATION WINDOWS


Identification Window for QuickPlate® Tempo and Plastic QuickPort Wallplates	42080-SCx
Identification Window for QuickPort® Stainless-Steel and Angled Wallplates	42081-IDx°

See pages A8-A10, B60, and C14-C15 for QuickPort connectors.

* = Also applicable to ID window wallplates on page D6. See page A36 for Work-Area Labeling Solutions.

x = Colors: White (W), Ivory (I), Light Almond (T), Grey (G), Black (E).

° = Not available in grey.



QUICKPORT ANGLED, MIDWAY, LARGE CONNECTOR & HORIZONTAL WALLPLATES

- Angled and large connector wallplates are made from high-quality ABS plastic, which provides superior resistance to impacts, chemicals, and solvents as compared to other plastics
- Angled wallplates facilitate optimal cable management and ensure proper bend radius in front and back of connector
- Midway wallplates are durable nylon with a smooth finish and help hide irregular drywall cuts or flaws around outlets
- Large connector wallplates feature increased vertical spacing between ports
- cULus Listed, fire-retardant material rated UL 94V-0
- Horizontal wallplate options include single-gang 2-port and a 3-port with an ID window

QUICKPORT ANGLED SINGLE-GANG WALLPLATES

DESCRIPTION	WHITE	LT. ALMOND	IVORY	BLACK	BROWN
4-Port Wallplate	41081-4WP	41081-4TP	41081-4IP	—	—
[A] 2-Port Wallplate	41081-2WP	41081-2TP	41081-2IP	—	—
4-Port Wallplate, with ID windows	42081-4WS	42081-4TS	42081-4IS	42081-4ES	—
2-Port Wallplate, with ID windows	42081-2WS	42081-2TS	42081-2IS	—	—
1-Port Wallplate, with ID windows	42081-1WS	42081-1TS	42081-1IS	—	—

QUICKPORT MIDWAY SINGLE-GANG WALLPLATES


6-Port Wallplate	41091-6WN	41091-6TN	41091-6IN	—	41091-6BN
[B] 4-Port Wallplate	41091-4WN	41091-4TN	41091-4IN	—	41091-4BN
3-Port Wallplate	41091-3WN	41091-3TN	41091-3IN	—	41091-3BN
2-Port Wallplate	41091-2WN	41091-2TN	41091-2IN	—	41091-2BN
1-Port Wallplate	41091-1WN	41091-1TN	41091-1IN	—	41091-1BN

[C] QUICKPORT SINGLE-GANG WALLPLATES FOR LARGE CONNECTORS

4-Port Wallplate	41080-4WL	41080-4TL	41080-4IL	—	—
2-Port Wallplate	41080-2WL	41080-2TL	41080-2IL	—	—
4-Port Wallplate, with ID windows	42080-4WL	42080-4TL	42080-4IL	—	—
2-Port Wallplate, with ID windows	42080-2WL	42080-2TL	42080-2IL	—	—

[D] QUICKPORT HORIZONTAL WALLPLATES


2-Port Horizontal Wallplate	41070-2WS	—	—	—	—
3-Port Horizontal Wallplate, with ID window	42070-3WS	—	—	—	—



QuickPort Wallplates
Special Configurations

HOUSINGS & WALLPLATES

HOUSINGS & WALLPLATES | QuickPort® Decora® Inserts



QUICKPORT DECORA & DUPLEX INSERTS

- Combine voice, data, and AV connectors in popular Decora wallplate formats
- Compatible with all QuickPort connectors and adapters
- Compatible with Decora Plus wallplates when used with standard NEMA back boxes and electrical boxes that sit flush or are slightly recessed in the wall (not compatible with Decora Plus wallplates when used with low-voltage box eliminators)
- Passthrough brush insert provides a clean, professional appearance when cables need to pass through a wall opening



Inserts fit Decora Wallplates found on page D11.

QUICKPORT DECORA MULTIMEDIA INSERTS

DESCRIPTION	WHITE	LT. ALMOND	IVORY	GREY	BLACK	BROWN
[A] 6-Port Insert	41646-00W	41646-00T	41646-00I	41646-0GY	41646-00E	41646-00B
[B] 4-Port Insert	41644-00W	41644-00T	41644-00I	41644-0GY	41644-00E	41644-00B
[C] 3-Port Insert	41643-00W	41643-00T	41643-00I	41643-0GY	41643-00E	41643-00B
[D] 2-Port Insert	41642-00W	41642-00T	41642-00I	41642-0GY	41642-00E	41642-00B
[E] 1-Port Insert	41641-00W	41641-00T	41641-00I	41641-0GY	41641-00E	41641-00B
Blank Insert	80414-00W	80414-00T	80414-00I	80414-0GY	80414-00E	80414-00B
[F] Brush Insert, passthrough	41075-DBW*	—	—	—	41075-DBE*	—

Inserts A-F are sold empty. See pages A8-A10, B60, and C14-C15 for QuickPort connectors.
* = Brush color is white for 41075-DBW and black for 41075-DBE, only brush is visible when installed.


See page A36 for Work-Area Labeling Solutions.



SPOTLIGHT Temple University

To prepare for future education demands, Temple University used Leviton products in the completion of their new TECH Center, a 75,000 square-foot, state-of-the-art student workspace. Temple also wanted to transition their data connectivity standard from Cat 5e to enhanced Cat 6, and deploying high-quality products backed by top-notch support services was a must. Leviton was an easy choice.





DECORA TELEPHONE & VIDEO WALLPLATES

- 6P4C models feature lead-frame design for improved reliability and simple installation
- Decora inserts are compatible with Decora wallplates and Decora Plus screwless wallplates
- Decora wallplate assemblies include a Decora insert and matching Decora wallplate
- Decora Kits include a one- or two-port QuickPort® Decora insert and snap-in USOC or F-type QuickPort connectors
- Inserts, assemblies, and kits are cULus Listed and rated UL 94V-0



Inserts fit Decora Wallplates found on page D11.

DECORA STANDARD TELEPHONE & VIDEO WALLPLATE ASSEMBLIES (WALLPLATE INCLUDED)

DESCRIPTION	WHITE	LT. ALMOND	IVORY	GREY	BLACK	BROWN
[A] Wall Jack, 6P4C + 6P4C	40144-00W	40144-00T	40144-00I	—	—	—
[B] Wall Jack, 6P4C + F-connector	40159-00W	40159-00T	40159-00I	—	—	—


DECORA TELEPHONE & VIDEO INSERTS (WALLPLATE NOT INCLUDED)

[C] Wall Jack, 6P4C	40649-00W	40649-00T	40649-00I	40649-0GY	40649-00E	40649-000
[D] Wall Jack, 6P4C + 6P4C	40644-00W	40644-00T	40644-00I	—	—	—
[E] Wall Jack, 6P4C + F-connector	40659-00W	40659-00T	40659-00I	—	40659-00E	—
[F] Wall Jack, F-connector	40681-00W	40681-00T	40681-00I	40681-0GY	—	40681-00B
[G] Wall Jack, F-connector + F-connector	40682-00W	40682-00T	40682-00I	40682-0GY	—	40682-000

DECORA TELEPHONE & VIDEO INSERT KITS (WALLPLATE NOT INCLUDED)

Wall Jack, 6P6C (QuickPort insert with snap-in jack)	41638-00W	41638-00T	41638-00I	41638-0GY	41638-00E	—
Wall Jack, 6P6C + F-connector (QuickPort insert with snap-in jack and snap-in F-connector)	41658-00W	—	41658-00I	—	—	—

HOUSINGS & WALLPLATES | Decora® Single-Gang & Dual-Gang Wallplates



DECORA WALLPLATES

- Accepts a variety of inserts for voice, data, and video applications
- Smooth face and rounded edges resist dust accumulation
- Accent any wall covering with wide selection of colors
- Numerous additional configurations are available; call (800) 722 2082 or visit Leviton.com for more information


DECORA SINGLE-GANG WALLPLATES							
DESCRIPTION	WHITE	LT. ALMOND	IVORY	GREY	BLACK	BROWN	STAINLESS
[A] Decora, standard size, urea	80401-00W	80401-00T	80401-00I	80401-0GY	80401-00E	80401-000	—
Decora, standard size, nylon	80401-0NW	80401-0NT	80401-0NI	80401-0NGY	80401-0NE	80401-00N	—
[B] Decora, standard size, stainless	—	—	—	—	—	—	84401-040
[C] Decora, midway, urea	80601-00W	80601-00T	80601-00I	—	—	80601-000	—
Decora, midway, nylon	0PJ26-00W	0PJ26-00T	0PJ26-00I	0PJ26-0GY	0PJ26-00E	0PJ26-000	—
DECORA DUAL-GANG WALLPLATES							
[D] Decora, standard size, urea	80409-00W	80409-00T	80409-00I	80409-0GY	80409-00E	80409-000	—
Decora, standard size, nylon	80409-0NW	80409-0NT	80409-0NI	80409-0NGY	80409-0NE	80409-00N	—
[E] Decora, standard size, stainless	—	—	—	—	—	—	84409-040
[F] Decora, midway, urea	80609-00W	80309-00T	80609-00I	—	—	80609-000	—
Decora, midway, nylon	PJ262-00W	PJ262-00T	PJ262-00I	PJ262-0GY	PJ262-00E	PJ262-000	—



HOUSINGS & WALLPLATES | Renu® Wallplates & Inserts



Mix and match for an upscale finish to your project.



Renu Wallplates snap on and off Renu inserts quickly and easily with no tools, simplifying installation and ongoing maintenance. Choose from wallplates and inserts in White on White, Navajo Sand, Onyx Black, and Stainless Appearance. They are ideal for boardrooms, executive offices, and other applications requiring a high-end finish.

RENU WALLPLATES AND INSERTS

- Screwless wallplates easily snap on to any Renu insert or device
- Inserts accept all QuickPort® connectors
- Slightly larger size covers wall imperfections
- Tongue- and groove-design simplifies alignment in multi-gang installations
- Adapter ring allows use of Decora® device with Renu wallplates
- Available in four standard colors to coordinate with the commercial-grade QuickPort line (White on White, Navajo Sand, Onyx Black, and Stainless Appearance)
- Additional wallplate colors for switches, dimmers, and outlets available; visit Leviton.com/redu
- cULus Listed
- One-year limited warranty

RENU WALLPLATES & INSERTS					
DESCRIPTION	WHITE ON WHITE	NAVAJO SAND	ONYX BLACK	STAINLESS APPEARANCE	
[A] Snap-In Blank Module	RE640-BWW	RE640-BNS	RE640-BOB	—	
Four-Gang Wallplate	REWP4-OWW	REWP4-ONS	REWP4-OOB	—	
[B] Three-Gang Wallplate	REWP3-OWW	REWP3-ONS	REWP3-OOB	—	
[C] Dual-Gang Wallplate	REWP2-OWW	REWP2-ONS	REWP2-OOB	REWM2-ST5	
[D] Single-Gang Wallplate	REWP1-OWW	REWP1-ONS	REWP1-OOB	REWM1-ST5	
[E] 6-Port Insert	RE640-WW6	RE640-NS6	RE640-OB6	—	
[F] 4-Port Insert	RE640-WW4	RE640-NS4	RE640-OB4	—	
[G] 3-Port Insert	RE640-WW3	RE640-NS3	RE640-OB3	—	
[H] 2-Port Insert	RE640-WW2	RE640-NS2	RE640-OB2	—	
[I] 1-Port Insert	RE640-WW1	RE640-NS1	RE640-OB1	—	
Adapter Ring for Decora	REA00-00W	REA00-00O	REA00-00B	—	



HOUSINGS & WALLPLATES | QuickPort® Modular Furniture Products



A



B-D



E



F

QUICKPORT MODULAR FURNITURE PRODUCTS

- Simple snap-in installation and attractive streamlined appearance
- Furniture wallplates accept QuickPort connectors and snap easily and snugly into standard modular furniture
- Modular Furniture Brackets facilitate installation of Leviton surface-mount boxes or wallplates with back boxes

MAGNETS AND MODULAR FURNITURE BRACKETS

DESCRIPTION

(Use one magnet for 2-port surface-mount housing. Use two magnets for 4-, 6-, 12-port, and MOS surface-mount housing and single- and dual-gang surface-mount back boxes.)

PART NO.

[A] Set of 4 Magnets, 1.00" H x 0.84" W x 0.30" D 41030-SMJ

MODULAR FURNITURE BRACKETS

[B] Steelcase Series 9000®, Haworth®, Knoll®, Allsteel®, Westinghouse®, and Teknion® 49222-BLK

[C] Herman Miller Ethospace® and Steelcase Avenir® 49222-ESP

[D] Herman Miller Action Office® 49222-HAO

QUICKPORT MODULAR FURNITURE WALLPLATES

DESCRIPTION	WHITE	IVORY	GREY	BLACK
2-Port Standard Depth	49910-SW2	49910-SI2	49910-SG2	49910-SE2
[E] 4-Port Standard Depth with 1 QuickPort Blank	49910-SW4	49910-SI4	49910-SG4	49910-SE4
4-Port Extended Depth with 1 QuickPort Blank	49910-EW4	49910-EI4	49910-EG4	49910-EE4
2-Port Herman Miller	49910-HW2	49910-HI2	49910-HG2	49910-HE2
[F] 4-Port Herman Miller with 1 QuickPort Blank	49910-HW4	49910-HI4	49910-HG4	49910-HE4



White



Light Almond



Ivory



Grey



Black



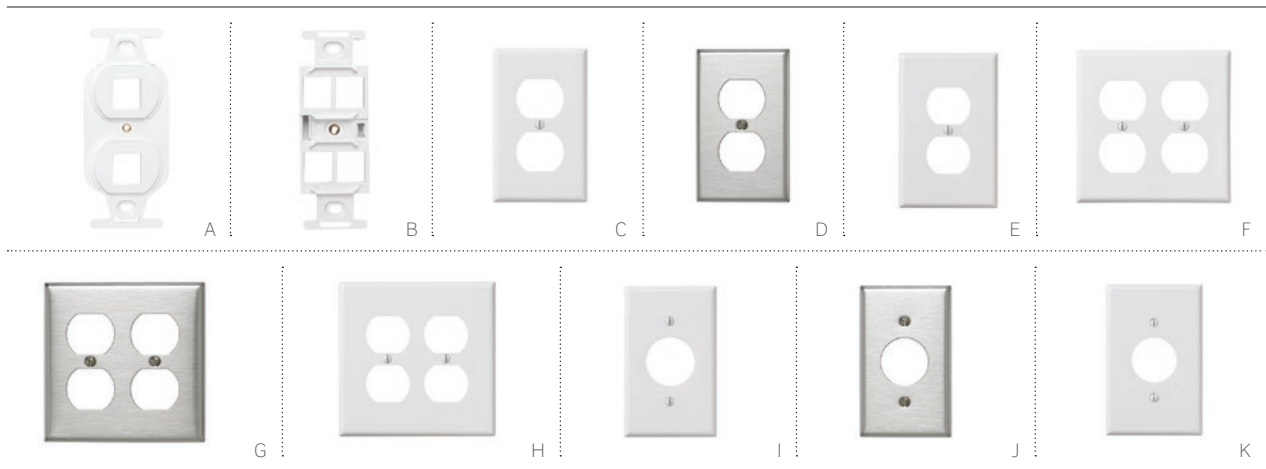
Brown



Stainless

Standard- and extended-depth wallplates are compatible when used with Herman Miller G1189A Reducer, available from Herman Miller dealers.

HOUSINGS & WALLPLATES | Duplex, Round Opening & Blank Wallplates



DUPLEX & ROUND OPENING WALLPLATES

- Standard 106-style duplex receptacle wallplates accept QuickPort® footprint inserts with either two or four openings
- Round opening wallplates accept 110-style or screw terminal inserts (see page D18)
- Stainless wallplates are constructed of type 302 stainless steel

QUICKPORT DECORA TYPE 106 DUPLEX INSERTS

DESCRIPTION	WHITE	LT. ALMOND	IVORY	GREY	BLACK	BROWN	STAINLESS
[A] 2-Port Duplex Insert	41087-2WP	41087-2TP	41087-2IP	41087-2GP	41087-2EP	—	—
[B] 4-Port Duplex Insert	41087-QWP	41087-QTP	41087-QIP	41087-QGP	41087-QEP	—	—

DUPLEX SINGLE-GANG WALLPLATES

[C] Duplex, standard size, urea	88003-000	78003-000	86003-000	87003-000	—	85003-000	—
Duplex, standard size, nylon	80703-00W	—	80703-00I	80703-0GY	80703-00E	80703-000	—
[D] Duplex, standard size, stainless	—	—	—	—	—	—	84003-040
[E] Duplex, midway, urea	80503-00W	80503-00T	80503-00I	—	—	80503-000	—
Duplex, midway, nylon	00PJ8-00W	00PJ8-00T	00PJ8-00I	00PJ8-0GY	00PJ8-00E	00PJ8-000	—

DUPLEX DUAL-GANG WALLPLATES


[F] Duplex, standard size, urea	88016-000	78016-000	86016-000	87016-000	—	85016-000	—
Duplex, standard size, nylon	80716-00W	80716-00T	80716-00I	80716-0GY	80716-00E	80716-000	—
[G] Duplex, standard size, stainless	—	—	—	—	—	—	84016-040
[H] Duplex, midway, urea	80516-00W	80516-00T	80516-00I	—	—	80516-000	—
Duplex, midway, nylon	0PJ82-00W	0PJ82-00T	0PJ82-00I	0PJ82-0GY	0PJ82-00E	0PJ82-000	—

ROUND OPENING SINGLE-GANG WALLPLATES

[I] Round Opening, stnd size, urea	88004-000	78804-000	86004-000	—	—	85004-000	—
Round Opening, stnd size, nylon	80704-00W	80704-00T	80704-00I	80704-0GY	80704-00E	80704-000	—
[J] Round Opening, stnd size, stainless	—	—	—	—	—	—	84004-040
[K] Round Opening, midway, urea	80504-00W	80504-00T	80504-00I	—	—	80504-000	—
Round Opening, midway, nylon	00PJ7-00W	00PJ7-00T	00PJ7-00I	—	—	—	—

SINGLE- & DUAL- GANG BLANK WALLPLATES

Single-Gang Blank Wallplate	88014-000	78014-000	86014-000	87014-000	—	85014-000	84014-040
Dual-Gang Blank Wallplate	88025-000	78025-000	86025-000	87025-000	—	85025-000	84025-040



DURAPORT CONNECTOR HOUSING

- Twist-lock mating allows for easy installation and provides a robust seal
- Compatible with eXtreme® Cat 6 and Cat 5e QuickPort® connectors
- Captive connector cap with retainer protects and seals unused ports

DURAPORT STAINLESS-STEEL WALLPLATE

- Patented overmolded gasket on wallplates provides a watertight fit
- Safeguards network in severe conditions and resists moisture, dust, corrosion, acids, oils, and vibration
- Provides a complete seal without o-rings
- Compatible with standard NEMA boxes
- Help position and retain screws during installation

DURAPORT OUTLET KIT

- DuraPort components packaged together for added convenience
- Kits include connector housing, connector cap, and stainless-steel wallplate
- Patch cords and QuickPort connectors are sold separately

DURAPORT PATCH CORDS

- Available in industrial plug to industrial plug, and industrial plug to RJ-45 plug configurations
- Patch cords are Cat 6 rated
- Compatible with Leviton heavy duty Weatherproof Boxes, available in single-gang (1GM53, 1GM73) and two-gang (2GM53, 2GM55, 2GM73, 2GM75) configurations



PROTECTION AGAINST SOLID OBJECTS

0	None
1	Solid objects larger than 50 mm
2	Solid objects larger than 12.5 mm
3	Solid objects larger than 2.5 mm
4	Solid objects larger than 1.0 mm
5	Dust
6	Dust tight

PROTECTION AGAINST WATER

0	None
1	Vertically falling water drops
2	Vertically falling water drops (up to 15° angle)
3	Spraying water
4	Splashing water
5	Water jets
6	Powerful water jets
7	Temporary immersion in water
8	Continuous immersion in water

IP67-RATED INGRESS PROTECTION

IP ratings are based on International Standard IEC 60529. All DuraPort products are IP67 rated as highlighted in the charts above.

DURAPORT INDUSTRIAL CONNECTOR HOUSINGS

DESCRIPTION	PART NO.
[A] Cat 6 Industrial Connector Housing with Connector Cap (product supplied with black 61110 connector)	D6706-00E
Cat 5e Industrial Connector Housing with Connector Cap (product supplied with black 5G110 connector)	D675E-00E
Housing with Connector Cap (connector not included)	D6700-00E
Connector Cap (connector and housing not included)	D6701-00E

DURAPORT INDUSTRIAL STAINLESS-STEEL WALLPLATES

[B] Industrial Wallplate, stainless steel, 1-port, single-gang	D6710-1S1
[C] Industrial Wallplate, stainless steel, 2-port, single-gang	D6710-1S2
[D] Industrial Wallplate, stainless steel, 2-port, dual-gang	D6710-2S2
[E] Industrial Wallplate, stainless steel, 4-port, dual-gang	D6710-2S4

DURAPORT INDUSTRIAL PATCH CORDS, CAT 6

DESCRIPTION	3 FT.	5 FT.	7 FT.	10 FT.	15 FT.	20 FT.	50 FT.
[F] Industrial Plug to Industrial Plug	D6720-03E	D6720-05E	D6720-07E	D6720-10E	D6720-15E	D6720-20E	D6720-50E
[G] Industrial Plug to RJ-45 Plug	D6721-03E	D6721-05E	D6721-07E	D6721-10E	D6721-15E	D6721-20E	D6721-50E

DURAPORT INDUSTRIAL OUTLET KITS

DESCRIPTION	PART NO.
Industrial Outlet Kit, stainless steel, 1-port, single-gang	D670K-1S1
[H] Industrial Outlet Kit, stainless steel, 2-port, single-gang	D670K-1S2
Industrial Outlet Kit, stainless steel, 2-port, dual-gang	D670K-2S2
[I] Industrial Outlet Kit, stainless steel, 4-port, dual-gang	D670K-2S4


SPOTLIGHT

QuickPort® DIN Rail-Mount Boxes



Compact QuickPort DIN Rail-Mount Boxes are ideal for network patching inside industrial automation and control panels. The boxes are available empty or with a Leviton 6-Port QuickPort® Decora® insert installed, and can be opened to install other QuickPort Decora inserts. The back panel of each box can be configured to allow cable access at either the top or bottom, increasing flexibility within tight-control enclosures. The box depth is suitable for Cat 5e and Cat 6 connectors. Learn more on page D3.

HOUSINGS & WALLPLATES | Telephone & Video Wallplates



TELEPHONE & VIDEO WALLPLATES

- Provide quick at-the-wall connections for RJ-11 telephone and F-connection video applications
- High-quality ABS plastic or nylon, which provides superior resistance to impacts, chemicals, and solvents as compared to other plastics
- Midway wallplates hide irregular drywall cuts or flaws around outlets
- cULus Listed, fire-retardant material rated UL 94V-0

TELEPHONE WALL-PHONE JACKS

- Wall-phone jacks available in 4- or 6-conductor models
- Screw terminal or quick-connect termination options
- Quick-connect products include plastic punchdown tool

STANDARD TELEPHONE & VIDEO WALLPLATES

DESCRIPTION	WHITE	LT. ALMOND	IVORY	BROWN
[A] Wall Jack, 6P4C	40249-00W	40249-00T	40249-00I	—
[B] Wall Jack, 6P4C + 6P4C	40244-00W	40244-00T	40244-00I	—
[C] Wall Jack, 6P4C + F-connector	40259-00W	40259-00T	40259-00I	—
[D] Wall Jack, F-connector, nylon	80781-00W	80781-00T	80781-00I	—
[E] Wall Jack, F-connector + F-connector	80782-00W	80782-00T	80782-00I	—
Wall Jack, 6P6C	40238-00W	—	—	—
Wall Jack, 6P6C + F-connector	40258-00W	—	—	—

MIDWAY TELEPHONE & VIDEO WALLPLATES (NYLON)

[F] Wall Jack, 6P4C	40539-PMW	40539-PMT	40539-PMI	40539-PMB
[G] Wall Jack, 6P4C + F-connector	40539-CMW	40539-CMT	40539-CMI	40539-CMB
[H] Wall Jack, F-connector	40539-OMW	40539-OMT	40539-OMI	40539-OMB

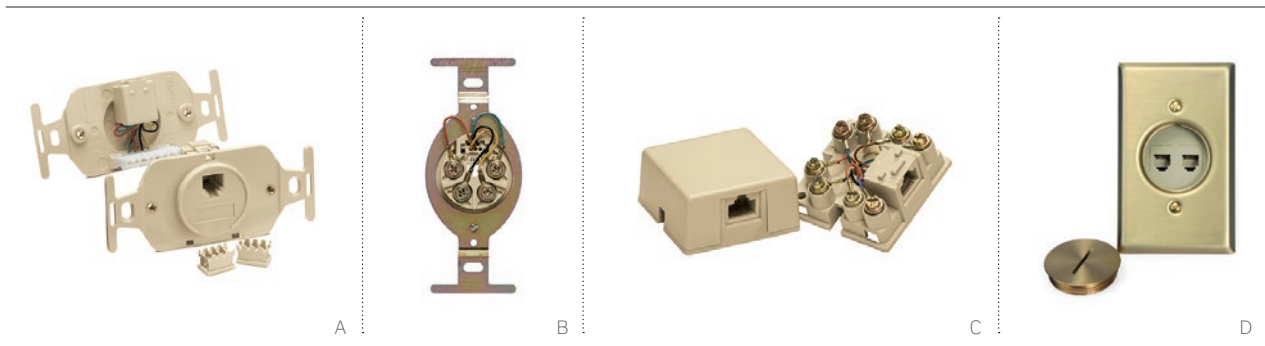
WALL-PHONE JACK WALLPLATES - 110-STYLE

DESCRIPTION	WHITE	LT. ALMOND	IVORY	STAINLESS
[I] Wall-Phone Jack, 6P4C quick-connect, plastic with metal base	40253-00W	40253-00T	40253-00I	—
[J] Wall-Phone Jack, 6P4C quick-connect, stainless with metal base	—	—	—	40223-00S

WALL-PHONE JACK WALLPLATES - SCREW TERMINAL

[K] Wall-Phone Jack, 6P4C screw terminal, plastic with metal base	40257-00W	—	—	—
[L] Wall-Phone Jack, 6P4C screw terminal, plastic with plastic base	40214-00W	40214-00T	40214-00I	—
Wall-Phone Jack, 6P6C screw terminal, stainless with metal base	—	—	—	40226-00S

See page D18 for color options.



ROUND TELEPHONE INSERTS & SURFACE-MOUNT BOXES

- Round inserts available with screw terminal or 110-style termination
- See page D14 for wallplates with round openings
- Surface-mount boxes feature 4-, 6-, and 8-conductor screw terminal connections
- Shorting bar option for use with monitored home security systems

QUICKPORT® FLOOR BOX ASSEMBLIES

- Combine voice, data, and AV connectors in convenient in-floor locations
- Floor box assemblies include brass wallplate and screw cap
- Inserts and connectors are ivory

ROUND TELEPHONE INSERTS

DESCRIPTION	WHITE	LT. ALMOND	IVORY	GREY
[A] Round Insert, 6P4C, 110 termination	—	—	41054-IDD	—
[B] Round Insert, 6P4C, screw terminal	—	—	40201-00I	—


SURFACE-MOUNT TELEPHONE BOXES

Surface-Mount Box, 6P4C, screw terminal	4625A-24W	—	4625A-24I	—
Surface-Mount Box, 6P6C, screw terminal	4625A-26W	—	4625A-26I	—
[C] Surface-Mount Box, 8P8C, screw terminal	40278-00W	40278-00T	40278-00I	40278-00G
Surface-Mount Box, 8P8C with shorting bar, screw terminal, RJ-31X	—	40278-SBT	40278-SBI	—

QUICKPORT FLOOR BOX ASSEMBLY WITH INSERT, BRASS PLATE & SCREW CAP

DESCRIPTION	PART NO.
Floor Box Assembly, one F-connector module, one blank module	41650-00F
Floor Box Assembly, one 6P6C connector, one blank module	41650-006
Floor Box Assembly, two port, includes one blank module	41652-000
[D] Floor Box Assembly, two 6P6C connectors	41652-006
Floor Box Assembly, one 6P6C connector, one F-connector module	41652-06F

Floor Box Assemblies sold as complete kits only, individual components not sold separately.



HOUSINGS & WALLPLATES | Multimedia Outlet System (MOS)




MULTIMEDIA OUTLET SYSTEM (MOS) BOX AND WALLPLATE HOUSINGS

- MOS Surface-Mount Housings accept AV, copper, and fiber MOS modules
- Front-load installation ensures simple moves, adds, and changes
- Surface-Mount Box accepts 3 modules (1 unit high only)
- Wallplates accept 3-units-high per gang
- Surface-Mount Housing accepts one 1-unit-high module and is plenum rated for use in air-handling environments

MULTIMEDIA OUTLET SYSTEM (MOS) SURFACE-MOUNT BOX AND WALLPLATE HOUSINGS						
DESCRIPTION	WHITE	LT. ALMOND	IVORY	GREY	BLACK	STAINLESS
[A] Single-Gang Wallplate	41290-SMW	41290-SMT	41290-SMI	41290-SMG	41290-SME	41290-SMS
[B] Dual-Gang Wallplate	41290-DMW	41290-DMT	41290-DMI	41290-DMG	41290-DME	41290-DMS
[C] Three-Gang Wallplate	—	—	—	—	—	41290-TMS
[D] Surface-Mount Box, 3-unit with fiber storage*	41296-MMW	41296-MMT	41296-MMI	41296-MMG	41296-MME	—
[E] Surface-Mount Housing, holds one 1-unit-high module	4M089-1WM	4M089-1IM	4M089-1TM	4M089-1GM	4M089-1EM	—
[F] Fiber Storage/Spacer Ring ^o	41290-DRW	—	41290-DRI	41290-DRG	41290-DRE	—
[G] Decora® Insert, holds one 1-unit-high module	41649-00W	41649-00T	41649-00I	41649-00G	41649-00E	—

* = Surface-Mount Box is not compatible with 41295-V**, 41292-D**, 41295-HD*, and 41292-A**.

^o = Dual-gang only.



MULTIMEDIA OUTLET SYSTEM (MOS) AV CONNECTOR MODULES


- VGA, RCA, and HDMI® options in 1-unit-high MOS modules
- SpeakON and XLR Connectors install in 1.5-unit-high MOS passthrough module (41297-2PX)

MULTIMEDIA OUTLET SYSTEM (MOS) AV CONNECTOR MODULES (All modules are 1 unit high unless noted otherwise)					
DESCRIPTION	WHITE	LT. ALMOND	IVORY	GREY	BLACK
[H] VGA PC Module, 110-style termination [^]	41295-VPW	41295-VPT	41295-VPI	41295-VPG	—
[I] VGA Monitor Module, 110-style termination [^]	41295-VMW	41295-VMT	41295-VMI	41295-VMG	—
[J] VGA/HD15 Module, screw terminal	41295-HDW	—	41295-HDI	—	—
[K] VGA/HD15 Module, feedthrough	41293-HDW	41293-HDT	41293-HDI	41293-HDG	41293-HDE
VGA/HD15 Module, empty	41291-DBW	—	41291-DBI	41291-DBG	41291-DBE
[L] RCA Component Video Module, 110-style termination (red, green, blue)	41292-DEW	41292-DET	41292-DEI	—	—
[M] RCA Composite Video Module, 110-style termination (red, white, yellow)	41292-AEW	41292-AET	41292-AEI	—	—
[N] 3-Port RCA Module (red, black, yellow), feedthrough	41292-3RW	41292-3RT	41292-3RI	41292-3RG	41292-3RE
[O] 3-Port RCA Module (red, green, blue), feedthrough	41292-3DW	41292-3DT	41292-3DI	41292-3DG	41292-3DE
[P] HDMI Module, feedthrough	41290-HDW	41290-HDT	41290-HDI	41290-HDG	41290-HDE
[Q] speakON Connector, 4-pole, screw terminal*	—	—	—	—	41297-SP4
[R] XLR Connector, 3-pole, screw terminal*	—	—	—	—	41297-XL3

[^] = 110-Style VGA modules require both PC and Monitor modules used in pairs to operate. This applies to H and I only.

* = 1.5 units high. speakON® and XLR Connectors must be installed in 1.5 unit high MOS Passthrough Module (41297-2PX).

HOUSINGS & WALLPLATES | Multimedia Outlet System (MOS)




MULTIMEDIA OUTLET SYSTEM FIBER MODULES


- Duplex SC and ST single-mode and multimode options
- Modules available in 1, 1.5, 2, and 3 units high

MOS FIBER MODULES				
DESCRIPTION	WHITE	IVORY	GREY	BLACK
[A] 1 Duplex SC, zirconia ceramic, SM/MM, blue, (1 unit high)	41291-2CW	41291-2CI	41291-2CG	41291-2CE
[B] 1 Duplex SC, zirconia ceramic, SM/MM, blue, 45° exit (1.5 units high)*	41294-2CW	41294-2CI	41294-2CG	41294-2CE
[C] 1 Duplex SC, zirconia ceramic, SM/MM, blue, 45° exit (2 units high)*	41292-2CW	41292-2CI	41292-2CG	41292-2CE
[D] 2 Duplex SC, zirconia ceramic, SM/MM, blue, 45° exit (3 units high)*	41293-4CW	41293-4CI	41293-4CG	—
1 Duplex ST, zirconia ceramic, SM, (1 unit high)	41291-ZTW	41291-ZTI	—	41291-ZTE
[E] 1 Duplex ST, phosphor bronze, MM, (1 unit high)	41291-2TW	41291-2TI	—	41291-2TE

* = Angled fiber connectors must be installed in lower 2RU of MOS wallplates




For multimode SC adapters in beige, blue, or aqua housing, please contact Inside Sales at (800) 722 2082.



MULTIMEDIA OUTLET SYSTEM ADAPTERS & BLANK MODULES

- QuickPort® modules allow for a combination of QuickPort category-rated, AV, or fiber connectors
- Blank modules create a finished look when building extra capacity for future growth
- 1.5-unit-high passthrough module accepts SpeakOn and XLR Connectors

MOS ADAPTERS & BLANK MODULES					
DESCRIPTION	WHITE	LT. ALMOND	IVORY	GREY	BLACK
[F] 1-Port QuickPort Module (1 unit high)	41291-1MW	41291-1MT	41291-1MI	41291-1MG	41291-1ME
[G] 2-Port QuickPort Module (1 unit high)	41291-2QW	41291-2QT	41291-2QI	41291-2QG	41291-2QE
[H] 2-Port 45° Exit Angled QuickPort Module (1.5 units high)	41294-2QW	41294-2QT	41294-2QI	41294-2QG	41294-2QE
[I] Passthrough Module (1.5 units high)	41297-2PW	41297-2PT	41297-2PI	41297-2PG	41297-2PE
[J] Blank Module (0.5 unit high)	41295-5BW	41295-5BT	41295-5BI	41295-5BG	41295-5BE
[K] Blank Module (1 unit high)	41291-1BW	41291-1BT	41291-1BI	41291-1BG	41291-1BE
[L] Blank Module (1.5 units high)	41294-2BW	41294-2BT	41294-2BI	41294-2BG	41294-2BE
[M] Blank Module (2 units high)	41292-2BW	41292-2BT	41292-2BI	41292-2BG	41292-2BE




CABLE MANAGEMENT

SECTION E CONTENTS

- E3** Versi-Duct® Cable Management System
- E5** Horizontal Cable Managers
- E6** Rear Cable Managers, Blanks & Transitional Covers
- E7** Rings & Brackets
- E8** VELCRO® Brand Fasteners
- E10** Zone Enclosures
- E11** Overhead Infrastructure Platform

CABLE MANAGEMENT | Versi-Duct® Cable Management System



VERSI-DUCT CABLE MANAGEMENT SYSTEM

The innovative system for copper and fiber installations fits on any standard equipment rack, and accessories enable a wide range of configurations.

VERSI-DUCT 8" CHANNEL CABLE MANAGEMENT

- Ideal for today's large-scale deployments and Cat 6A installations with typical larger-diameter cable
- 80-inch channel ships in two 40-inch pieces for easier handling and installation
- Channels available with standard black cover
- Designer cover (grey) available as an accessory
- Channels include mounting bracket kit and two covers, one slack-loop organizer, and one cable retainer, per 80-inch side (front or front/rear)
- Covers feature integrated dual-hinge for easy accessibility
- Channels can be side- or center-mounted for better space utilization
- Large finger-passthrough space aligns with rack units

VERSI-DUCT 8" CHANNEL VERTICAL CABLE MANAGEMENT & ACCESSORIES

DESCRIPTION	FRONT ONLY	FRONT & REAR
Vertical 80" Length, 8" W x 8" D channel, standard black cover, hinged [A]	8980L-VFO*	[B] 8980L-VFR
Vertical 40" Cover, 8" W, black (set of 4)	—	8940L-SRC
Vertical 40" Designer Cover, 8" W, grey (set of 2)	—	89265-8DC
Vertical Center Mounting Bracket, 8" W channel (bag of 4)	—	89265-BKT
Vertical Cable Retainer, 8" W channel (bag of 6)	—	[C] 89265-WR1
Vertical Slack Loop Organizer, 8" W channel (package of 2)	—	[D] 89265-SL1

* = Rear retrofit not available.


8" VERSI-DUCT CAPACITY CHART

Use the chart below to determine maximum recommended cable capacity for 8" Versi-Duct managers, based on average cable outside diameter. To ensure proper bend radius and space for future additions, do not fill to capacity at initial installation.

FEATURE	CHANNEL DEPTH (WXD)	USABLE AREA (IN ²)	CAT 6A CAPACITY (.330" CABLE)	CAT 6 CAPACITY (.230" CABLE)	CAT 5E CAPACITY (.185" CABLE)
8" Channel Size	7.88" x 6.9"	54.3	159	327	505
Finger Spacing	5.5" x 1"	5.5	24	50	77
Large Passthrough	4.8" x 2.6"	11.2	49	101	156
Small Passthrough	2.6" dia.	5.3	23	48	74



CABLE MANAGEMENT | Versi-Duct® Vertical & Horizontal Management



VERSI-DUCT 5" CHANNEL CABLE MANAGEMENT

- 80-inch channel ships in two 40-inch pieces for easier handling and installation
- Interlocking tabs maintain flush channel alignment
- Finger spacing aligns with rack units

VERSI-DUCT HORIZONTAL CABLE MANAGEMENT

- Fits all standard 19-inch racks
- Includes bend-radius-compliant clips
- Finger spacing aligns with patch panel port openings to better manage patch cords



Mount the Slack Loop Organizer on the duct fingers to manage excess cables.

VERSI-DUCT 5" CHANNEL VERTICAL CABLE MANAGEMENT & ACCESSORIES

DESCRIPTION	FRONT ONLY	FRONT & REAR
Vertical 80" Length, 5" W x 4" D channel, standard snap-on black cover (included)	4980L-VFO+	4980L-VFR
Vertical 40" Length, 5" W x 4" D channel, standard snap-on black cover (included)	[A] 4940L-VFO+	[B] 4940L-VFR
Vertical 40" Cover, 5" channel, snap-on, black (set of 4)	—	4940L-SRC
Vertical 40" Designer Cover, 5" channel, snap-on, grey (set of 2)	—	[C] 59265-5DC
Vertical Center Mounting Bracket, 5" channel (set of 2)	—	[D] 49265-BKT
Versi-Duct Slack Loop Organizer (set of 2)	—	49265-SL1
Versi-Duct Slack Loop Organizer, extended (set of 2)	—	49265-SL2

VERSI-DUCT HORIZONTAL CABLE MANAGEMENT & ACCESSORIES

Horizontal Manager, 2RU, 3" W x 3" D front, 2" W x 4" D rear*, with cover	[E] 492RU-HFO	[F] 492RU-HFR
Horizontal Manager, 1RU, 1.5" W x 3" D front, 1.5" W x 4" D rear*, with cover	[G] 491RU-HFO	[H] 491RU-HFR
Horizontal Designer Cover, 2RU, snap-on, grey	—	[I] 49265-DC2
Horizontal Designer Cover, 1RU, snap-on, grey	—	49265-DC1
Horizontal Cable Retainer (10 per package)	—	[J] 49265-WR1
Horizontal Cover Hinge (4 per package)	—	[K] 49265-HNG

† = Rear retrofit not available.

* = Bend radius clips included.

5" VERSI-DUCT CAPACITY CHART

Use the chart below to determine maximum recommended cable capacity for 5" Versi-Duct managers, based on average cable outside diameter. To ensure proper bend radius and space for future additions, do not fill to capacity at initial installation.

FEATURE	CHANNEL DEPTH (WxD)	USABLE AREA (IN²)	CAT 6A CAPACITY (.330" CABLE)	CAT 6 CAPACITY (.230" CABLE)	CAT 5E CAPACITY (.185" CABLE)
5" Channel Size	4.75" x 3.9"	18.5	54	111	172
Finger Spacing	3" x 1"	3.0	13	27	42
Passthrough	3.5" x 1"	3.5	15	32	49



Versi-Duct

CABLE MANAGEMENT

CABLE MANAGEMENT | Horizontal Cable Managers



A



B



C



D



E, F




G



H



I



J


HORIZONTAL CABLE MANAGERS

- Available in 1RU, 2RU, and 4RU sizes
- All mount to standard 19-inch racks and cabinets
- 4RU manager includes a shelf to support patch cords
- Horizontal managers support transition to vertical management
- Combo Manager offers front and rear management
- Composite Blank Panel includes cable managers for high-density installations

HORIZONTAL CABLE MANAGERS

DESCRIPTION	FLAT	ANGLED	RECESSED-FLAT
Horizontal, 1RU, 4" metal rings	[A] 49253-LPM	[B] 49254-LPM	—
Horizontal, 2RU, 4" metal rings	49253-BCM	49254-BCM	—
Horizontal, 2RU, 2" metal rings	49253-2CM	—	—
Horizontal, 4RU, 4" metal rings	[C] 49253-4CM	—	—
Horizontal, 1RU, 6" metal rings	49253-6PM	—	—
Horizontal, 2RU, 6" metal rings	[D] 49253-6MR	—	—
Horizontal, 4RU, 6" metal rings	49253-6CM	—	—
Horizontal Cable Manager Cover, 1RU	[E] 49253-1CV	—	—
Horizontal Cable Manager Cover, 2RU	[F] 49253-2CV	—	—
Horizontal Cable Manager Cover, 4RU	49253-4CV	—	—
Recessed Horizontal Manager, 1RU, 3" metal rings	—	—	[G] 49253-RCM
VELCRO® Brand Horizontal Manager, 1RU	[H] 41150-019	—	—
Tie Wrap Bar, 1" H x 1.5" D	[I] 49258-TWB	—	—
Composite Blank Panel / Cable Manager, 2RU	[J] C1253-2CM	—	—

CABLE MANAGEMENT | Rear Cable Managers, Blanks & Transitional Covers



REAR CABLE MANAGEMENT BARS

- Standard Flat Cable Management Bar attaches to patch panel
- Angled and recessed-angled bars attach to rack
- High-Density Cable Management Bar supports heavy loads of cable and mounts on front or rear of rack
- Rear Cable Management Bar for active equipment offers extended depth for power cord support and cutouts for air circulation
- e2XHD Rear Cable Manager for flat panel attaches to rack, includes rings to help manage and route incoming fiber cables, and supports any Leviton panel (see page A18 or B31 for more details)

BLANK PANEL INSERTS

- Provide a seamless look and designate rack space for future expansion

TRANSITIONAL COVER

- Provides clean, aesthetic transition from angled patch panels to flat equipment
- Improves thermal management

REAR CABLE MANAGEMENT BARS

DESCRIPTION	FLAT	ANGLED	RECESSED-ANGLED
Standard Cable Management Bar	[A] 49005-CMB	[B] 49006-AMB	[C] 4W006-AMB
High-Density Cable Management Bar, 1RU	[D] 49005-DMB	—	—
Rear Cable Manager for Active Equipment, 2RU	[E] 41188-SM2	—	—
e2XHD Rear Cable Manager, with cable management rings (four ¼" rings)	[F] E2X1F-CMB	E2XHD-CMB	—

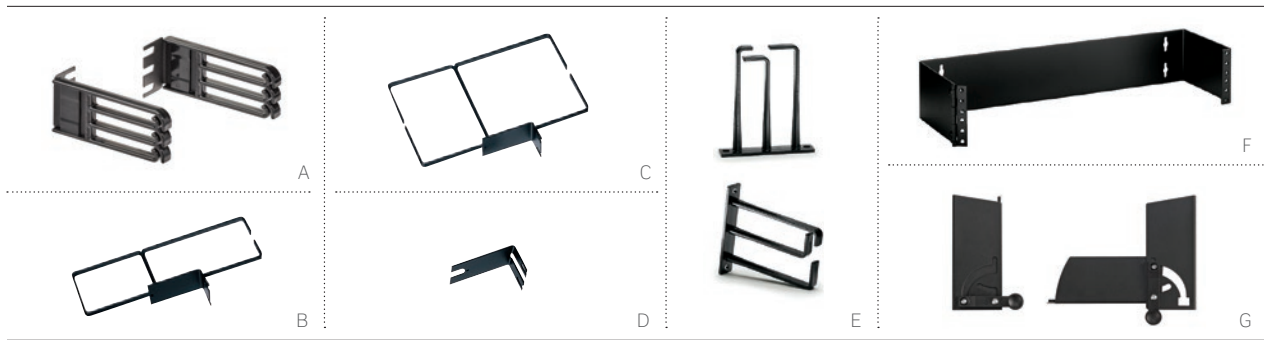
BLANK PANEL INSERTS

Blank Panel, 1RU	[G] 49254-BP1	[J] 49254-BA1	—
Blank Panel, 2RU	[H] 49254-BP2	[K] 49254-BA2	—
Blank Panel, 4RU	[I] 49254-BP4	—	—
Composite Blank Panel / Cable Manager, 2RU	[L] C1253-2CM	—	—

TRANSITIONAL COVER

Transitional Cover, 1RU	—	[M] 49254-BC1	[N] 4W254-BC1
-------------------------	---	---------------	---------------

CABLE MANAGEMENT | Rings & Brackets



ORU PATCH CORD MANAGER

- Mounts on side of Leviton 1RU flush-mount enclosures and flat or angled panels
- Rigid fingers with cable retention feature to organize and protect cords

HINGED WALL-MOUNT BRACKETS

- Designed for installations where space is constrained and racks are not used
- Six-inch deep brackets allow for proper cable management

CABLE MANAGEMENT RINGS

- Vertical Management Rings are an open ring solution that can be installed in tight spaces and smaller deployments
- Mounting Tie Bracket allows rings to be positioned between racks
- Vertical Transition Rings are used for vertical and horizontal cable management and are compatible with flat and angled panels

FRONT HINGED BRACKET

- Simplifies process of terminating cables to rear of patch panels when access is limited
- Easy-access quick-release latches drop to 90-degree and 120-degree positions
- Rack or wall mountable

ORU PATCH CORD MANAGER	
DESCRIPTION	PART NO.
[A] ORU Patch Cord Manager (bag of 2)	5RCMT-VFG
CABLE MANAGEMENT RINGS	
[B] 3" Vertical Management Rings	49260-MR3
[C] 6" Vertical Management Rings	49260-MR6
[D] Mounting Tie Bracket	49261-BKT
[E] Vertical Transition Rings for Angled and Recessed-Angled Panels, 2RU	49262-HR1
HINGED WALL-MOUNT BRACKETS	
[F] Hinged Wall-Mount Bracket, 2RU, 6" depth	49251-W62
Hinged Wall-Mount Bracket, 3RU, 6" depth	49251-W63
Hinged Wall-Mount Bracket, 4RU, 6" depth	49251-W64
FRONT HINGED BRACKET	
[G] Front Hinged Bracket, 3RU	49400-FHB



VELCRO® BRAND TIE WRAPS

- Available in 5-, 8-, and 12-inch lengths (0.5-inch width)
- Slot helps secure fastening without overtightening
- All wraps come with 25 units per roll

Maroon products UL Listed for use in plenum or air handling spaces per National Electric Code (NEC) Section 300.

VELCRO® BRAND WRAPS – BULK ROLLS

- Available in 15-, 75-, and 600-foot bulk rolls (0.5-inch width)
- Cut to desired length

VELCRO® BRAND WRAPS – SOFTCINCH LITE ROLLS


- Thinner depth for smaller bundles
- Tear by hand for quick application
- Available in 75-foot roll (0.5-inch width)

VELCRO® BRAND CABLE FASTENERS					
DESCRIPTION	BLACK	BLUE	YELLOW	ORANGE	MAROON (PLENUM RATED)
[A] Tie Wrap, 5" (25 units per roll)	43105-005	—	—	—	—
[B] Tie Wrap, 8" (25 units per roll)	43108-008	—	—	—	—
[C] Tie Wrap, 12" (25 units per roll)	43112-012	—	—	—	—
[D] Bulk Roll, 15'	43115-015	—	—	—	—
[E] Bulk Roll, 75'	43115-075	43115-75L	43115-75Y	43115-75O	43115-75P
[F] Bulk Roll, 600'	43115-600	—	—	—	—
[G] SoftCinch Lite Roll, 75'	4S115-75E	—	—	—	—



VELCRO® BRAND
CABLE MANAGEMENT

CABLE MANAGEMENT | VELCRO® Brand Utility Fasteners



VELCRO® BRAND UTILITY FASTENERS

- Saddle ties attach to wood surfaces, relay racks, and enclosures
- Saddle ties are 8 3/8 inches in length
- Workstation loops, with 1 1/4-inch diameter, attach with convenient, peel-off adhesive
- Storage rings for inside and outside plant ensure copper and fiber optic bend radius; loops included

VELCRO® BRAND UTILITY FASTENERS	
DESCRIPTION	PART NO.
[A] Saddle Ties with 10/32 Metal Rack Screws (10 per pack)	41020-SPR
[B] Saddle Ties with #8 Wood Screws (10 per pack)	41010-SPW
[C] Workstation Loops with Peel-Off Adhesive (25 per pack)	41225-SAP
Storage Rings, inside plant, 11.75" diameter	48900-IFR
[D] Storage Rings, outside plant, 24" diameter	48900-OFR

VELCRO® BRAND


CABLE MANAGEMENT

SPOTLIGHT

Cincinnati Bell Technology Solutions (CBTS) Scores with Comprehensive Data Center Services



CBTS counts several hundred Cincinnati-area businesses, from small shops to Fortune 500 companies, among its customers. And with a constant demand for colocation and virtual data center services, CBTS required a top-quality infrastructure to achieve the reliability needed for expanding its critical data center environment. After evaluating several options, CBTS chose Leviton connectivity for its quality, reliability, and outstanding performance. Plus, in addition to meeting needs, Leviton took it one step further by developing its custom solutions for unique data center applications.



ZONE ENCLOSURES

- Provide flexible consolidation points in ceiling or floor
- Simplify moves, adds, and changes (MACs)
- Plenum rated and includes fire-rated foam sealing kits
- Significant reduction in cable pathway loading
- Use as a telecom enclosure (TE) for cabling flexibility

2' X 2' PASSIVE RAISED-FLOOR ENCLOSURES

- Fit in air-handling space under 8-inch raised floors
- House two 4RU (8RU total) racks for standard 19-inch components
- Rotating patch panel mounting provides easy access to rear of panels

CEILING ENCLOSURES

- Install flush with drop ceiling
- Fully hinged drop-down doors support installed equipment and open to face technician
- Active and passive styles available
- Mount into standard 2' x 2' and 2' x 4' ceiling tiles
- Active enclosures include AC power back box and venting for active equipment

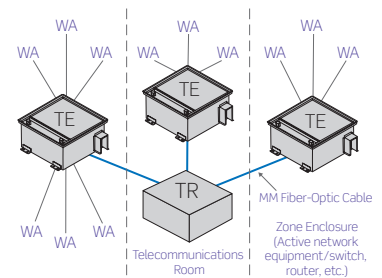
ZONE ENCLOSURES	
DESCRIPTION	PART NO.
[A] Active Ceiling Enclosure, 2' x 2', 2RU active and 5RU passive space	Z1000-AC2
[B] Active Ceiling Enclosure, 2' x 4', 4RU active and 10RU passive space	Z1000-AC4
[C] Passive Raised-Floor Enclosure, 8" depth, 8RU passive space	Z1000-PF2
[D] Passive Ceiling Enclosure, 2' x 2', 5RU passive space	Z1000-PC2

SPOTLIGHT

Zone Cabling Design Benefits

In a **zone cabling design**, cables are routed from the telecommunications room (TR) to appropriately placed telecommunications enclosures (TE). Cabling is then run from the zone enclosure to each work area (WA). In an Active Zone Enclosure System, a single fiber run can support dozens of work areas, significantly reducing cable pathway loading and TR space requirements. Zone cabling designs are ideal for open office architecture. Zone cabling benefits include:

- Maximum infrastructure flexibility
- Improved network performance
- Simplified moves, adds, and changes
- Reduced floor space usage
- Significantly reduced cost of ownership





OVERHEAD INFRASTRUCTURE PLATFORM

The Overhead Infrastructure Platform provides independent support for cabling pathways, power, lighting, and other infrastructure. Platforms can carry the load of cables and ladder trays while freeing up rack space by adding patching above cabinets or racks. Since cabinets and racks are not attached, power and cabling can be quickly disconnected without removing hardware.

FEATURES

- Eliminates the need to thread cable through ceiling supports and install suspended ladder trays
- Allows unobstructed access to overhead cabling
- Faster deployment, decommissioning, or replacement of server cabinets
- Reduced installation costs and fewer on-site problems
- Complies with TIA-569, cULus Listed, and meets ANSI STANDARD T1.336-2003 Tier 1 Universal Telecom Framework
- Includes industry-compliant bonding and grounding points

OVERHEAD INFRASTRUCTURE PLATFORM (Call Inside Sales for ordering assistance)

DESCRIPTION	36" WIDE	42" WIDE	48" WIDE
Overhead Infrastructure Platform, 96" H	OIPFR-36A	OIPFR-42A	OIPFR-48A
Overhead Infrastructure Platform, 108" H	OIPFR-36B	OIPFR-42B	OIPFR-48B
Overhead Infrastructure Platform, 120" H	OIPFR-36C	OIPFR-42C	OIPFR-48C

Custom heights and widths available, please contact Inside Sales at 800.722.2082 for more information. For assembly, floor mounting instructions, VISIO® stencils, and videos go to Leviton.com/OIP.

**WATCH:
INSTALLATION
VIDEOS**



Leviton.com/ns/videos
"OIP - Raised Floor Installation" or
"OIP - Concrete Floor Installation"

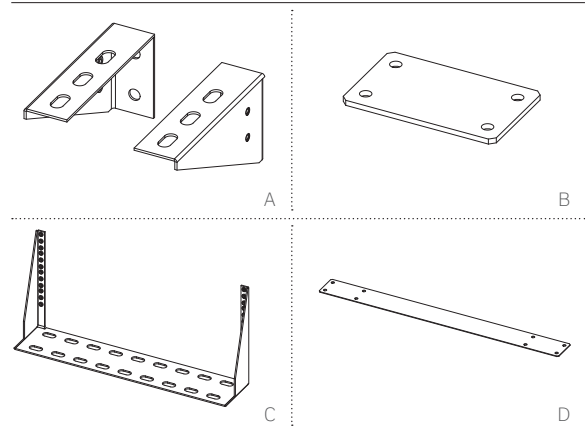


ACCESSORIES

- **Frame Drill Template** — used to lay out Overhead Infrastructure Platform frame mounting locations
- **Channel Attachment Bracket Kit** — left/right brackets mount to standard steel channel framing to span the platform
- **Sub-Floor Mounting Kit** — plate for bottom of a raised floor tile that accepts standard threaded rod
- **Patch Panel Bracket** — mounted on the steel channel above the cabinet and accepts standard 19-inch patch panels or other fiber enclosures, providing up to 4RU of additional patching capability

OVERHEAD INFRASTRUCTURE PLATFORM ACCESSORIES (Call Inside Sales for ordering assistance)

DESCRIPTION	PART NO.
[A] Channel Attachment Bracket Kit (2 included)	OIPFR-CAB
[B] Sub-Floor Mounting Kit (2 included)	OIPAC-SFM
[C] Patch Panel Bracket	OIPAC-PPB
36" Frame Drill Template	OIPDT-36W
[D] 42" Frame Drill Template	OIPDT-42W
48" Frame Drill Template	OIPDT-48W





POWER SOLUTIONS

SECTION F CONTENTS

POWER DISTRIBUTION UNITS (PDUs)	F3	P1000 Series
	F5	5500 & 5505 Series
	F6	4500 Series

POWER DISTRIBUTION | P1000 Series



A



B

Leviton P1000 Series Rack PDUs are designed for data centers, wiring closets, and other environments that require cost-effective, “always-on” power. The robust, compact design ensures that these products can be used wherever reliability and density are important.

P1000 SERIES

- All models feature circuit breaker protection to prevent current overloads
- Available in 120V or 208V versions with 15, 20, or 30 amps
- 208V PDUs come with 2-pole circuit breakers for added safety
- Surge-protected models prevent damage from transient surges
- LED indicators for power, grounding/polarity, and surge protection where applicable
- Hardwired power input cord
- 18-gauge cold-rolled steel construction
- Available in vertical Zero-U or horizontal 19-inch rack-mount styles
- Mounting hardware included; optional adjustable rack-mounting bracket available



C

D

E



Vertical P1000 units ship with flat brackets, L-brackets, backplates, mounting buttons, screws, and washers to support a variety of workstation options.

STANDARDS & CERTIFICATIONS

UL 60950-1 LISTED | #E228302

UL 1449 LISTED 3RD ED. | #E228302
(P1070 SERIES ONLY)

RECOMMENDED APPLICATIONS:

Data Center Cabinets

Telecommunications Racks

LEARN: WHITE PAPER



Leviton.com/NS/WhitePapers

Copper Network Infrastructure in the Data Center: Why BASE-T is Here to Stay

As data centers migrate to 25G and 40G networks, twisted-pair copper structured cabling will continue to offer a flexible, cost-effective, and dependable solution to support higher bandwidths. In this white paper, you'll learn why Category 8 will play a key role in supporting next generation networks and get an overview of the latest standards defining Category 8 and 40GBASE-T.

UNMETERED HORIZONTAL POWER DISTRIBUTION UNITS (PDUs), SINGLE INPUT

PART NO.	INPUT				OUTPUT			DIMENSIONS (inches) H x W x D
	VOLTAGE	AMPS	CORD LENGTH	PLUG TYPE	VOLTAGE	RECEPTACLE TYPE	RECEPTACLE QUANTITY	
P1020-12S	120V	15A	12'	5-15P	120V	5-15R	10	1.75 x 17.5 x 4.5
[A] P1021-12S	120V	20A	12'	5-20P	120V	5-20R	10	1.75 x 17.5 x 4.5
P1022-12L	120V	20A	12'	L5-20P	120V	5-20R	10	1.75 x 17.5 x 4.5
P1023-12L	120V	30A	12'	L5-30P	120V	5-20R	16	3.5 x 17.5 x 4.5
[B] P1024-12L	208V	20A	12'	L6-20P	208V	C13	12	1.75 x 17.5 x 4.5
P1025-12L	208V	30A	12'	L6-30P	208V	C13	16	3.5 x 17.5 x 4.5

UNMETERED VERTICAL POWER DISTRIBUTION UNITS (PDUs), SINGLE INPUT

PART NO.	INPUT				OUTPUT			DIMENSIONS (inches) L x W x D
	VOLTAGE	AMPS	CORD LENGTH	PLUG TYPE	VOLTAGE	RECEPTACLE TYPE	RECEPTACLE QUANTITY	
P1040-10S	120V	15A	10'	5-15P	120V	5-15R	16	30 L x 1.8 W x 1.75
[C] P1041-10S	120V	20A	10'	5-20P	120V	5-20R	16	30 L x 1.8 W x 1.75
P1042-10L	120V	20A	10'	L5-20P	120V	5-20R	16	30 L x 1.8 W x 1.75
P1043-10S	120V	20A	10'	5-20P	120V	5-20R	24	48 L x 1.8 W x 1.75
[D] P1044-10L	120V	20A	10'	L5-20P	120V	5-20R	24	48 L x 1.8 W x 1.75
P1045-10L	120V	30A	10'	L5-30P	120V	5-20R	24	48 L x 1.8 W x 1.75
P1046-10L	208V	20A	10'	L6-20P	208V	C13	24	48 L x 2.19 W x 2
[E] P1047-10L	208V	30A	10'	L6-30P	208V	C13	24	48 L x 2.19 W x 2

SURGE-PROTECTED VERTICAL POWER DISTRIBUTION UNITS (PDUs), SINGLE INPUT

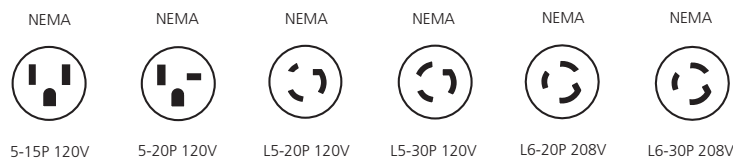
PART NO.	INPUT				OUTPUT			DIMENSIONS (inches) L x W x D
	VOLTAGE	AMPS	CORD LENGTH	PLUG TYPE	VOLTAGE	RECEPTACLE TYPE	RECEPTACLE QUANTITY	
P1070-10S	120V	15A	10'	5-15P	120V	5-15R	16	30 L x 2.19 W x 1.73 D
P1071-10S	120V	20A	10'	5-20P	120V	5-20R	16	30 L x 2.19 W x 1.73 D
P1072-10L	120V	20A	10'	L5-20P	120V	5-20R	16	30 L x 2.19 W x 1.73 D
P1073-10S	120V	20A	10'	5-20P	120V	5-20R	24	48 L x 2.19 W x 1.73 D
P1074-10L	120V	20A	10'	L5-20P	120V	5-20R	24	48 L x 2.19 W x 1.73 D

ACCESSORIES

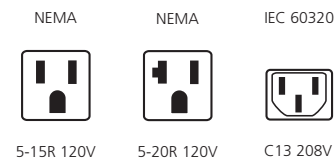
PART NO.	DESCRIPTION
PDURK-VMK	Rack Mounting Kit for Vertical PDUs

All P1000 Series PDUs have hard-wired cords.

INPUT PLUG TYPES



OUTPUT RECEPTACLE TYPES



POWER DISTRIBUTION | 5500 & 5505 Series



A



B

Leviton 5500 and 5505 Series Power Distribution Units (PDUs) help power and protect vital electronic equipment. These PDUs are similar to the 4500 Series, but with the added assurance of surge protection. The 5500 and 5505 Series share several key features, including:

- Resettable circuit breaker to protect against overloading
- 12 receptacles: 10 in back, 2 in front
- 20-amp versions available with either straight blade or locking input plug
- Mounts horizontally on 19-inch racks or cabinets

STANDARDS & CERTIFICATIONS

UL 1363 RECOGNIZED | #E118936

5500: UL 1449 LISTED 3RD ED. | #E118936/3/1

5505: UL 1449 LISTED 3RD ED. | #E118936/3/2

5500 SERIES WITH ENHANCED SURGE PROTECTION

- Peak surge current: 72 kA
- VPR — L-N: 400 Vpk, L-G/N-G: 500 Vpk
- EMI/RFI noise filtering: 100 kHz to 30 MHz, -10 dB to -35 dB
- Type SPD: 4
- Physical dimensions: 1.75" H x 19" W x 4.55" D

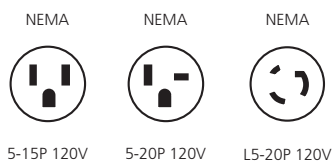
5505 SERIES WITH SURGE PROTECTION

- Peak surge current: 27 kA
- VPR — L-N: 600 Vpk, L-G/N-G: 700 Vpk
- EMI/RFI noise filtering: 100 kHz to 30 MHz, -5 dB to -40 dB
- Type SPD: 4
- Physical dimensions: 1.75" H x 19" W x 2.5" D

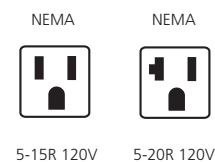
5500/5505 SERIES RACK-MOUNT POWER DISTRIBUTION UNITS (PDUs) WITH SURGE PROTECTION

PART NO.	FOOTPRINT	ON/OFF SWITCH		INPUT				OUTPUT		
		YES	NO	INPUT VOLTAGE	AMPS	CORD LENGTH	INPUT PLUG	OUTPUT VOLTAGE	RECEPTACLE TYPE	RECEPTACLE QUANTITY
[A] 5500-190	Horizontal / Rack Mnt.	•		120V	15A	12'	5-15P	120V	5-15R	12
5500-192	Horizontal / Rack Mnt.	•		120V	20A	12'	5-20P	120V	5-20R	12
5500-20L	Horizontal / Rack Mnt.	•		120V	20A	12'	L5-20P	120V	5-20R	12
5500-15N	Horizontal / Rack Mnt.		•	120V	15A	12'	5-15P	120V	5-15R	12
[B] 5500-20N	Horizontal / Rack Mnt.		•	120V	20A	12'	5-20P	120V	5-20R	12
5500-2NL	Horizontal / Rack Mnt.		•	120V	20A	12'	L5-20P	120V	5-20R	12
5505-190	Horizontal / Rack Mnt.	•		120V	15A	12'	5-15P	120V	5-15R	12

INPUT PLUG TYPES



OUTPUT RECEPTACLE TYPES





Leviton 4500 Series Power Distribution Units (PDUs) provide the robust and economical solutions needed to power vital electronic equipment. Similar to the 5500 series, but without surge protection, the 4500 Series offers flexibility and economy for use in diverse applications.

4500 SERIES

- Resettable circuit breaker provides overload protection
- 12 receptacles: 10 in back, 2 in front
- Available in 15- or 20-amp versions
- 20-amp versions available with either straight blade or locking input plug
- Easy-access on/off rocker switch
- Mounts horizontally on 19-inch racks or cabinets
- Physical dimensions: 1.75" H x 19" W x 3" D

STANDARDS & CERTIFICATIONS

UL 1363 RECOGNIZED | #E118936

UL 60950-1 LISTED | #E228302

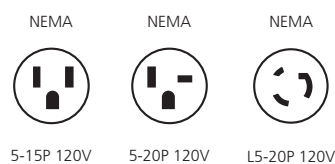
RECOMMENDED APPLICATIONS: (5500/5505/4500)

Telecommunications Racks

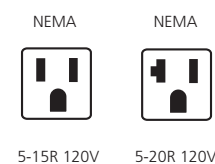
4500 SERIES RACK-MOUNT POWER DISTRIBUTION UNITS (PDUs)

PART NO.	FOOTPRINT	ON/OFF SWITCH		INPUT			OUTPUT			
		YES	NO	INPUT VOLTAGE	AMPS	CORD LENGTH	INPUT PLUG	OUTPUT VOLTAGE	RECEPTACLE TYPE	RECEPTACLE QUANTITY
4515-07S	Horizontal / Rack Mnt.	•		120V	15A	7'	5-15P	120V	5-15R	12
[A] 4515-10S	Horizontal / Rack Mnt.	•		120V	15A	10'	5-15P	120V	5-15R	12
4515-15S	Horizontal / Rack Mnt.	•		120V	15A	15'	5-15P	120V	5-15R	12
4520-07S	Horizontal / Rack Mnt.	•		120V	20A	7'	5-20P	120V	5-20R	12
[B] 4520-10S	Horizontal / Rack Mnt.	•		120V	20A	10'	5-20P	120V	5-20R	12
4520-15S	Horizontal / Rack Mnt.	•		120V	20A	15'	5-20P	120V	5-20R	12
4520-07L	Horizontal / Rack Mnt.	•		120V	20A	7'	L5-20P	120V	5-20R	12
4520-10L	Horizontal / Rack Mnt.	•		120V	20A	10'	L5-20P	120V	5-20R	12
4520-15L	Horizontal / Rack Mnt.	•		120V	20A	15'	L5-20P	120V	5-20R	12

INPUT PLUG TYPES



OUTPUT RECEPTACLE TYPES





MDU & HOSPITALITY SOLUTIONS



SECTION G CONTENTS

MULTIPLE DWELLING UNITS (MDU) SYSTEMS

G3 Populating the Structured
Media Enclosure

STRUCTURED MEDIA®

G5 Structured Media Enclosures

G9 Concrete-Mountable
& RF Transparent Structured
Media Enclosures

G10 Fiber-to-the-Home (FTTH)
Solutions

G11 Routers & Switches

G12 Power Supplies & Surge Protection

G13 Mounting Brackets & Patch Cords

G15 Twist & Mount, TIDP & Compact
Structured Media Panels

G16 Standard Structured Media Panels

G17 Modules & Expansion Boards

G19 Video Distribution & Splitters

G20 Tools


POPULATING THE STRUCTURED MEDIA ENCLOSURE

The Nerve Center of the Connected Home

For every residence — single-family home, high-rise, or hotel — Leviton offers an unparalleled selection of structured wiring solutions for networking, audio, video, and more. And we offer the ideal central distribution point to manage them all.

Populating the Structured Media Encl.

MDU & HOSPITALITY



THE CONNECTED HOME

Get enterprise-grade, best-in-class broadband network performance capability with Leviton Structured Media components. These solutions are engineered to be an integrated system, providing an organized base and simplifying installation from rough-in through line activation. For enclosure configuration assistance, go to Leviton.com/homeconfig.

1	Structured Media Enclosures	These versatile enclosures allow you to manage and distribute a full range of voice, data networking, audio, and video wiring from one central location. We have enclosure solutions for every construction type: wood, steel frame, concrete, and cinder block construction, and an RF Transparent Enclosure for expanding the reach of a wireless network.
2	Data Patching and Distribution	Leviton offers durable Cat 6 and 5e panels and modules for data cable distribution. The high-end Twist & Mount Panel makes installation simple and provides easy access for moves, adds, or changes in the home network.
3	Telephone Patching and Distribution	Choose from a wide selection of telephone distribution boards, modules, or panels for telephone and security systems. Our Telephone Input Distribution Panel (TIDP) supports inputs for use with “triple-play” modems and complements the look and simplicity of our Twist & Mount Patch Panels.
4	Premium and Passive CATV Splitters	Distribute the incoming RF signal to locations throughout a home via coaxial cable using Leviton passive CATV splitters, or use Premium splitters to optimize the performance of digital cable signals to handle HDTV.
5	Wireless Routers and Switches	Leviton offers a complete Gigabit solution with high-speed routers and switches. Create a Local Area Network (LAN) in the home or office to network PCs, printers, and other connected devices. Integrate with the Leviton Wireless Router for maximum speeds on wired and portable devices.
6	Ultra High-Flex Patch Cords	Ultra High-Flex Patch Cords allow for tighter radius connections and a cleaner finished appearance inside a dressed Structured Media Enclosure.
7	ISP Modem (provided by service provider)	The modem converts DSL, cable, or fiber optic signals for Internet access for triple-play service or pure data connections.
8	Integrated Power Supply	Structured cabling systems rely on active gear that requires low-voltage power and surge protection. Leviton offers power supplies with extra plugs that eliminate the need for bulky power adapters within enclosures.



A



B



C



D



E



F



G



H



I

Leviton Structured Media Enclosures provide a convenient termination location for wiring home runs from wall outlets, creating a distribution point for voice, data, audio, and video applications. Available in compact, 14-, 21-, 28-, 30-, and 42-inch sizes to address a broad range of capacities for single-family homes, MDUs, and light commercial applications, Leviton Structured Media Enclosures support new and retrofit installations.

STRUCTURED MEDIA ENCLOSURES, COVERS & DOORS (A-F)

- Enclosures are constructed of white, powder-coated 20-gauge steel
- Covers and doors are constructed of white powder-coated 18-gauge steel, and feature 3/4-inch overlap to hide irregular drywall cuts
- Modules mount vertically or horizontally
- Multiple knock-outs on top and bottom facilitate cable entry and routing
- Knockout in base of enclosure accommodates single- and double-gang J-boxes and power modules
- Six 3-inch self-healing foam grommets included to accommodate and protect cable bundles
- Can be surface mounted or recessed
- Mounting tabs on housing sidewalls prevent enclosure from falling through the studs during installation
- Combine two or more enclosures for larger installations or future expansion
- Optional lock and key set available for additional security
- Standards compliance: ACA and cULus Listed:
 - ANSI/UL 1863 - Communication Circuit Accessories
 - ANSI/UL 985 - Household Fire-Warning System Units
 - ANSI/UL 1023 - Household Burglar-Alarm System Units

14" & 21" ENCLOSURES, COVERS & DOORS

- Entry-level home network enclosures create a central distribution point for low-voltage cabling
- Ideal for apartments, condos, and smaller homes
- 14" enclosure accommodates basic residential networking systems and accessories
- 21" enclosure provides additional room for larger modules and equipment

COMPACT STRUCTURED MEDIA MDU ENCLOSURES (G-I)

- Economical solution for MDU connectivity
- Flexibility to accommodate a variety of telephone/video distribution configurations
- Snap-on cover requires no tools or fasteners
- Molded-in brackets provide quick snap-in convenience for expansion boards
- Angled video-splitter shelf for easy installation
- Hosts three expansion boards and one TV splitter
- Constructed of sturdy white ABS molded plastic

14" STRUCTURED MEDIA ENCLOSURES, COVERS & DOORS	
DESCRIPTION	PART NO.
14" Enclosure and Flush-Mount Cover, 15.32" (389.1 mm) H x 15.62" (396.7 mm) W x 3.83" (97.3 mm) D	47605-140
[A] 14" Enclosure, 14.0" (355.6 mm) H x 14.38" (365.3 mm) W x 3.63" (92.2 mm) D	47605-14E
14" Multi-Dwelling Unit Configuration A, enclosure and flush-mount cover, 15.32" (389.1 mm) H x 15.62" (396.7 mm) W x 3.83" (97.3 mm) D (see page G8 for knock-out configurations)	47605-1MG
[B] 14" Flush-Mount Cover, 15.32" (389.1 mm) H x 15.62" (396.7 mm) W x 0.20" (5.1 mm) D	47605-14C
[C] 14" Economy Hinged Door, 15.32" (389.1 mm) H x 15.62" (396.7 mm) W x 0.25" (6.4 mm) D	47605-14D
14" Premium Vented Hinged Door, 15.32" (389.1 mm) H x 15.62" (396.7 mm) W x 0.25" (6.4 mm) D	47605-14S
14" Enclosure, job packed, 6 per pack, 14.0" (355.6 mm) H x 14.38" (365.3 mm) W x 3.63" (92.2 mm) D	47605-14M
14" Flush-Mount Cover, job packed, 6 per pack, 15.32" (389.1 mm) H x 15.62" (396.7 mm) W x 0.20" (5.1 mm) D	47605-14F
14" Ceiling-Mount Kit, .75" (19 mm) H x 23.68" (601.5 mm) W x 23.68" (601.5 mm) D	47612-CMK
Structured Media Enclosure Lock & Key for 14", 21", 28", 30", and 42" hinged doors	5L000-L0K
21" STRUCTURED MEDIA ENCLOSURES, COVERS & DOORS	
[D] 21" Enclosure, 21.0" (533.4 mm) H x 14.38" (365.3 mm) W x 3.63" (92.2 mm) D	47605-21E
[E] 21" Flush-Mount Cover, 22.35" (567.7 mm) H x 15.62" (396.7 mm) W x 0.20" (5.1 mm) D	47605-21C
[F] 21" Premium Vented Hinged Door, 22.35" (567.7 mm) H x 15.62" (396.7 mm) W x 0.25" (6.4 mm) D	47605-21S
Structured Media Enclosure Lock & Key for 14", 21", 28", 30", and 42" hinged doors	5L000-L0K
COMPACT STRUCTURED MEDIA MDU ENCLOSURES	
[G] Compact Structured Media Enclosure and Cover, empty, 8.02" (203.7 mm) H x 14.38" (365.2 mm) W x 3.71" (94.2 mm) D	47605-MDU
Compact Structured Media Enclosure Cover Only, 15.375" (390.5 mm) H x 9" (228.6 mm) W x .5" (12.7 mm) D	47605-MDC
[H] MDU Kit (compact Structured Media Enclosure and Cover plus 1x6 Telephone Expansion Board), 8.02" (203.7 mm) H x 14.38" (365.2 mm) W x 3.71" (94.2 mm) D	47604-0F6
[I] MDU Kit (compact Structured Media Enclosure and Cover plus 1x6 Telephone Expansion Board and 6-Way 2 GHz Splitter), 8.02" (203.7 mm) H x 14.38" (365.2 mm) W x 3.71" (94.2 mm) D	47604-F6S



A



B



C



D



E




F

28" & 42" ENCLOSURES, COVERS & DOORS

- Command central for virtually all technology, including networking, DSL, cable Internet modem, satellite video, security, VoIP, fax, telephone, intercom, and audio
- Available in MDU and mixed-use configurations
- 28" enclosure accommodates up to 8 distribution modules
- 42" enclosure accommodates up to 12 distribution modules

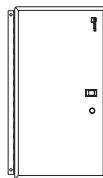
SPOTLIGHT

Choosing Your Structured Media Enclosure Cover or Door



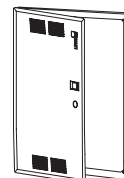
Flush-Mount Cover

Screws directly to enclosure frame.



Economy Hinged Door

Hinged flange attaches to left or right side of enclosure.



Premium Vented Hinged Door

Full-frame design. Ventilated door hinges from left or right.

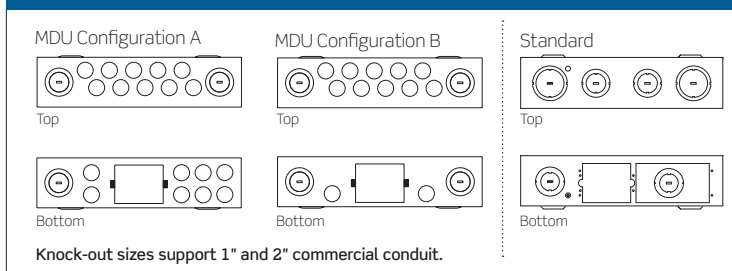
28" STRUCTURED MEDIA ENCLOSURES, COVERS & DOORS

DESCRIPTION	PART NO.
28" Enclosure and Flush-Mount Cover, 29.32" (744.7 mm) H x 15.62" (396.7 mm) W x 3.83" (97.3 mm) D	47605-28W
[A] 28" Enclosure, 28.0" (711.2 mm) H x 14.38" (365.3 mm) W x 3.63" (92.2 mm) D	47605-28N
28" Multi-Dwelling Unit Configuration A, Enclosure and Flush-Mount Cover, 29.32" (744.7 mm) H x 15.62" (396.7 mm) W x 3.83" (97.3 mm) D*	47605-2MG
28" Multi-Dwelling Unit Configuration B, Enclosure only, 28.0" (711.2 mm) H x 14.38" (365.3 mm) W x 3.63" (92.2 mm) D*	47605-M28
28" Flush-Mount Cover, 29.32" (744.7 mm) H x 15.62" (396.7 mm) W x 0.20" (5.1 mm) D	47605-F28
28" Economy Hinged Door, 29.32" (744.7 mm) H x 15.62" (396.7 mm) W x 0.25" (6.4 mm) D	47605-28D
28" Premium Hinged Door, 29.32" (744.7 mm) H x 15.62" (396.7 mm) W x 0.25" (6.4 mm) D	47605-28P
[B] 28" Premium Vented Hinged Door, 29.32" (744.7 mm) H x 15.62" (396.7 mm) W x 0.25" (6.4 mm) D	47605-28S
28" Enclosure, job packed, 3 per pack, 28.0" (711.2 mm) H x 14.38" (365.3 mm) W x 3.63" (92.2 mm) D	47605-28M
28" Flush-Mount Cover only, job packed, 3 per pack, 29.32" (744.7 mm) H x 15.62" (396.7 mm) W x 0.20" (5.1 mm) D	47605-28F
[C] Extender Bracket, 2" depth extension package for 28" Structured Media Enclosures**	47612-28B
Structured Media Enclosure Lock & Key for 14", 21", 28", 30", and 42" hinged doors	5L000-L0K

42" STRUCTURED MEDIA ENCLOSURES, COVERS & DOORS

42" Enclosure and Flush-Mount Cover, 43.32" (1,100.3 mm) H x 15.62" (396.7 mm) W x 3.83" (97.3 mm) D	47605-42W
[D] 42" Enclosure, 42.16" (1,070.8 mm) H x 14.38" (365.3 mm) W x 3.63" (92.2 mm) D	47605-42N
42" Multi-Dwelling Unit Configuration A, Enclosure and Flush-Mount Cover, 43.32" (1,100.3 mm) H x 15.62" (396.7 mm) W x 3.83" (97.3 mm) D*	47605-4MG
42" Multi-Dwelling Unit Configuration B, Enclosure Only, 42.16" (1,070.8 mm) H x 14.38" (365.3 mm) W x 3.63" (92.2 mm) D*	47605-M42
[E] 42" Flush-Mount Cover, 43.32" (1,100.3 mm) H x 15.62" (396.7 mm) W x 0.20" (5.1 mm) D	47605-F42
42" Economy Hinged Door, 43.32" (1,100.3 mm) H x 15.62" (396.7 mm) W x 0.25" (6.4 mm) D	47605-42D
[F] 42" Premium Vented Hinged Door, 43.32" (1,100.3 mm) H x 15.62" (396.7 mm) W x 0.25" (6.4 mm) D	47605-42S
[G] Extender Bracket, 2" depth extension package for 42" Structured Media Enclosures**	47612-42B
Structured Media Enclosure Lock & Key for 14", 21", 28", 30", and 42" hinged doors	5L000-L0K

*STRUCTURED MEDIA ENCLOSURE END CAPS



Leviton Extender Brackets provide an additional 2 inches of depth and enhanced ventilation for active gear within Leviton 28" and 42" Structured Media Enclosures. The brackets attach between the enclosure and the cover to form a 2-inch deep, vented frame. The increased depth also allows space for better cable management and for larger modules, such as audio amplifiers, to be mounted within the Structured Media Enclosure.


**Extender Bracket (enclosure sold separately)



MDU & HOSPITALITY | Concrete-Mountable & RF Transparent Structured Media® Enclosures



A



B



C

CONCRETE-MOUNTABLE STRUCTURED MEDIA ENCLOSURES

- Designed to withstand added weight during concrete pouring
- Moisture-resistant powder coating binds with treated steel to provide multiple levels of corrosion protection and durability
- Knockouts on the top and bottom support conduit up to 1.5 inches in diameter and facilitate cable routing and entry
- Power knock-out located on side panel for increased vertical cable routing capacity
- Optional duplex receptacle power box constructed using same steel as enclosures for protection of electrical wiring components
- Flush-mount covers and doors overlap ¾ of an inch to hide uneven concrete/mortar finishing (sold separately); see covered doors on pages G5-G8
- Durable powder coating withstands ½-inch dent test (per ASTM D 522-93A standard) and minimizes scratching, cracking, or peeling during shipping or installation

CONCRETE-MOUNTABLE STRUCTURED MEDIA ENCLOSURES

DESCRIPTION	PART NO.
Concrete-Mountable Structured Media Enclosure, 21"	48605-21E
[A] Concrete-Mountable Structured Media Enclosure, 28"	48605-28E
Concrete-Mountable Structured Media Enclosure, 42"	48605-42E
[B] Concrete-Mountable Structured Media Duplex Receptacle Power Box	48605-2GP

RF TRANSPARENT WIRELESS STRUCTURED MEDIA ENCLOSURE

- Expands the reach of wireless signals by diminishing the effect of interference with the ABS polymer construction
- Improves system access with a 180-degree hinged cover, allowing for quick and easy access to network equipment
- Makes servicing and expansion easy with twelve 1-inch entry/exit ports and additional ¾-inch knock-outs and conduit adapters
- Compatible with most Structured Media patch panels, voice, data, video, and audio quick-connect distribution modules
- Ensures safety with UL Compliant, ABS flame-retardant polymer
- Vented doors allow for better airflow and cooling of active equipment
- Accepts Structured Media Enclosure Lock & Key Set

RF TRANSPARENT STRUCTURED MEDIA ENCLOSURE

DESCRIPTION	PART NO.
[C] RF Transparent Wireless Structured Media Enclosure with Vented Hinged Door, 30"	49605-30W

This integrated network system delivers a seamless experience that combines the wired performance of Gigabit Ethernet with the mobile-ready convenience of Wi-Fi® networking inside an innovative RF Transparent Structure Media enclosure.




47611-WG4

Concrete-Mountable & RF Transparent Encl.

MDU & HOSPITALITY





FTTH POINT-OF-ENTRY BOX

- Provides convenient staging for terminating incoming fiber from service provider
- Can mount inside the Structured Media® enclosure or as a stand-alone unit on a wall
- Includes magnet for easy installation and place adjustments
- Includes an SC/APC adapter with two dust caps and two splice sleeves
- Made of ABS plastic



MULTI-BAY FTTH ENCLOSURES

Multi-Bay Enclosures provide excellent termination and mounting locations for both in-home structured wiring and fiber-to-the-home (FTTH) components. Structured wiring components typically mount in the upper section of the dual enclosure and optical network termination (ONT) mounts in the lower section. The dual enclosure can be surface mounted or mounted between metal or wood wall studs using provided screws.

- Allow separate lockable sections for FTTH integration
- In a separate bay, a full Leviton structured wiring system can be easily connected and optimized up to gigabit speeds to maximize incoming fiber optic connection
- Ideal for new installations or retrofits
- Use multiple covers or doors to provide access and security
- Flush-mount cover, economy-, and premium-vented doors available

FIBER-TO-THE-HOME SOLUTION

DESCRIPTION	PART NO.
[A] FTTH Point of Entry Box, 3.94" (100 mm) H x 3.15" (80 mm) W x .84" (21 mm) D ^Δ	FTH00-00W

MULTI-BAY ENCLOSURES

14" + 14" Dual Multi-Bay Enclosure, 29.64" (752.8 mm) H x 14.30" (363.2 mm) W x 3.63" (92.2 mm) D ^Δ	47FTH-440
[B] 28" + 14" Dual Multi-Bay Enclosure, 46.64" (1,184.6 mm) H x 14.30" (363.2 mm) W x 3.63" (92.2 mm) D ^Δ	47FTH-840
28" + 14" + 14" Triple Multi-Bay Enclosure, 59.22" (1,504.1 mm) H x 14.30" (363.2 mm) W x 3.63" (92.2 mm) D ^Δ	47FTH-844
42" + 14" Dual Multi-Bay Enclosure, 57.64" (1,464.1 mm) H x 14.30" (363.2 mm) W x 3.63" (92.2 mm) D ^Δ	47FTH-420
14" + 14" + 14" Triple Multi-Bay Enclosure, 45.22" (1,148 mm) H x 14.30" (363.2 mm) W x 3.63" (92.2 mm) D ^Δ	47FTH-240
[C] 28" + 28" Dual Multi-Bay Enclosure, 57.64" (1,464.1 mm) H x 14.30" (363.2 mm) W x 3.63" (92.2 mm) D ^Δ	47FTH-880

Note: See pages G5-G8 for covers and doors.
^Δ = Minimum order quantity and lead times may apply.



A



B



C

GIGABIT ROUTER

- Compliant with IEEE 802.11a/b/g/n dual band (2.4 GHz & 5 GHz simultaneously) wireless technology capable up to 300+300 Mbps data rate
- Advanced security: 64/128-bit WEP, WPA/WPA2 and WPA-PSK/WPA2-PSK (TKIP/AES encryption)
- Supports Wi-Fi® Protected setup (WPS), NAT firewall, IP/port/URL-based access control, and MAC address filtering
- Includes Gigabit RJ-45 ports (10/100/1000 Mbps) of 1 WAN and 4 LAN ports
- Supports dual-SSID to access different networks through a single AP
- Supports NTP, Virtual Server, UPnP, and DMZ for various networking applications
- Includes USB port for sharing printers and USB mass storages

GIGABIT ETHERNET SWITCH

- 10/100/1000 Mbps data transfer rate
- Power button arrows for easy power down
- LEDs indicate power; LINK/Activity; and 10, 100, or 1000 Mbps
- Auto detect uplink to easily cascade additional hubs, switches, and routers from any port
- Features high-performance, store-and-forward switching architecture with CRC
- Available in eight-port version

100 MBPS ETHERNET SWITCH

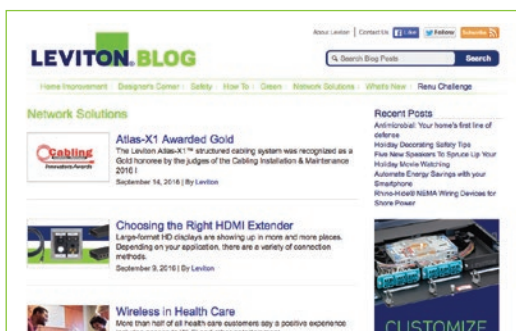
- 10/100 Mbps data transfer rate
- Network additional PCs, printers, and other peripherals beyond router capacity
- Connects to many home office Ethernet devices
- Available in five-port version

DATA NETWORKING ROUTERS & SWITCHES


DESCRIPTION	PART NO.
[A] Gigabit 4-Port Router and 300 Mbps Dual-Band Wi-Fi, 6.76" (171.61 mm) H x 4.38" (111.16 mm) W x 1.01" (25.47 mm) D	47611-WG4
[B] 100 Mbps 5-Port Ethernet Switch, 2.52" (64 mm) H x 6.50" (165.1 mm) W x 3.54" (89.9 mm) D	47611-5PT
[C] Gigabit 8-Port Ethernet Switch, 2.52" (64 mm) H x 6.50" (165.1 mm) W x 3.54" (89.9 mm) D	47611-8GB

SPOTLIGHT

Network Solutions Blog



Stay up-to-date on industry trends and the latest Leviton technologies.
Go to blog.leviton.co/network-solutions.



SURGE-PROTECTION, STANDARD AC POWER MODULES & J-BOX KITS

- Fit in standard 14"-, 21"-, 28"-, 30"- and 42"- Structured Media® Enclosures
- Surge-protected versions provide enhanced protection and EMI/RFI filtering per UL 1449 standard

DC BUS MODULE

- Eliminates need for more than two bulky AC/DC power adapters
- Contains six 12 VDC power outputs at up to 1500 mA total
- Contains three 24 VDC power outputs at up to 1000 mA total, including one F-connector
- Output power cables included for all except 24 VDC F-connector connection

VERSATILE DC POWER SUPPLIES

- 120 VAC, 60 Hz input
- Includes NEMA 5-15 AC receptacles at 15A total
- Eliminates the need for multiple bulky AC/DC power adapters

AC SURGE MODULES

- Includes six surge-protected NEMA 5-15P receptacles
- Allows six AC/DC power adapters to fit easily into Structured Media Enclosures
- Powers routers, switches, modems, volume controls, camera hubs, and other Structured Media mounted devices

UNIVERSAL MINI DC POWER SUPPLIES

- 90 - 264 VAC, 50/60 Hz input
- Provides three 12 VDC outputs with surge protection at 833 mA total
- Eliminates the need for multiple bulky AC/DC power adapters

UNIVERSAL DC POWER SUPPLIES


- 100 - 240 VAC, 50/60 Hz input
- Provides nine 12 VDC outputs with surge protection at 3.34A total
- Includes one IEC AC power receptacle
- Eliminates the need for multiple bulky AC/DC power adapters

POWER SUPPLIES

DESCRIPTION	PART NO.
[A] Surge J-Box Kit, one duplex receptacle, wallplate	47605-ACS
Non-Surge J-Box Kit, one duplex receptacle, wallplate	47605-ACN
[B] Surge AC Power Module, two duplex receptacles*	47605-ODP
Non-Surge AC Power Module, two duplex receptacles	47605-NDP
[C] DC Bus Module, 12 VDC and 24 VDC	48212-124
[D] Versatile Power Supply, six 12 VDC connectors and two NEMA 15A receptacles*	47605-PSC
[E] AC Surge Module, six receptacles*	48212-06S
[F] Universal Mini DC Power Supply, three 12 VDC connectors	47605-PSB
[G] Universal DC Power Supply, nine 12 VDC connectors and one IEC AC receptacle*	47605-PSA
IEC TO NEMA 15A Adapter Power Cord, 12" (accessory for 47605-PSA)	48212-IEC

* = Not compatible with 30" Structured Media wireless enclosure

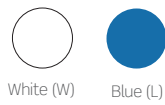
MDU & HOSPITALITY | Mounting Brackets & Patch Cords



MOUNTING BRACKETS	
DESCRIPTION	PART NO.
[A] Single Plastic Bracket, for single expansion board, white	47612-SBK
[B] Standard (12" width) Expansion Plastic Bracket, for up to five expansion boards, white	47612-EBK
Shelf Plastic Bracket, for up to three expansion boards and CATV splitter, white	47612-VSB
[C] Compact (6" width) Expansion Plastic Bracket, for up to three expansion boards, white	47612-HBK
[D] Data Plastic Bracket, for mounting routers and switches	47612-DBK
[E] 12-Port QuickPort® Mounting Bracket	47600-QPB

HOME 5E® PATCH CORDS	
DESCRIPTION	PART NO.
[F] High-Flex HOME 5e Patch Cord	5HHOM-xx*

xx = Length: 6" (6I), 1' (01), 2' (02), 3' (03), or 4' (04)
 * = Colors: Choose from either of the colors below.



MULTIMEDIA ADAPTER BRACKET & MOUNTING PLATES	
DESCRIPTION	PART NO.
[G] Multimedia Adapter Bracket	47612-MMA
[H] F-Connector Mounting Plate, 6-pack, loaded	5F100-6VF
[I] QuickPort Mounting Plate, 6-pack, unloaded	5F100-6QP

MOUNTING BRACKETS

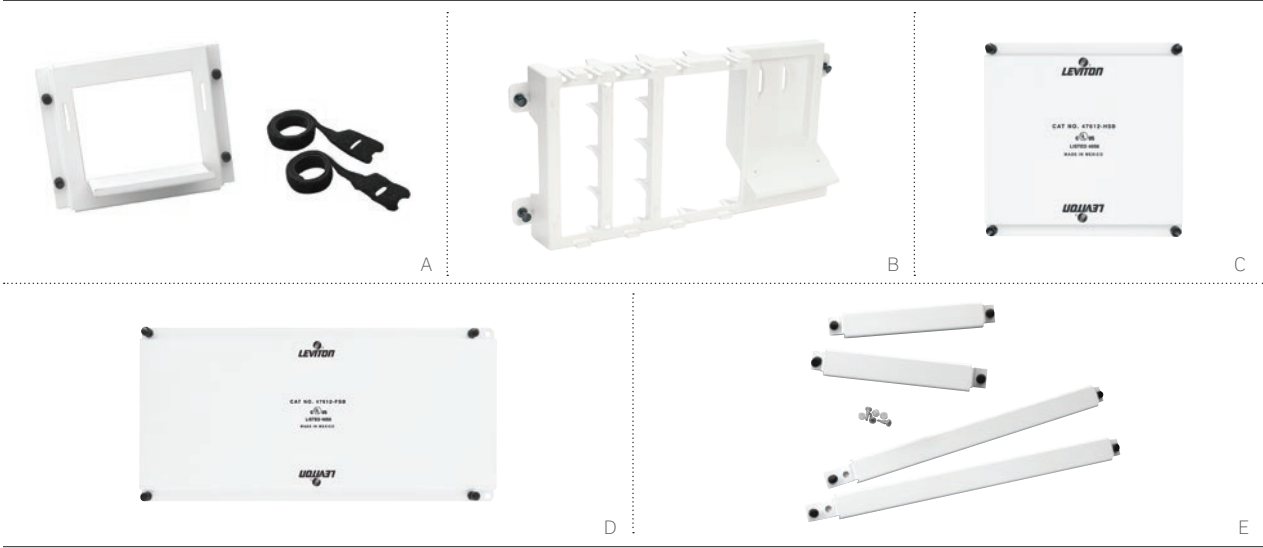
- Made of sturdy white ABS plastic
- Include push-lock pins
- Snap-in installation in any Leviton 14"-, 21"-, 28"-, 30", or 42"-Structured Media® Enclosure
- Allow for cable management via routing under bracket
- Twelve-port bracket made of black polycarbonate
- Twelve-port bracket accepts all QuickPort® connectors

HOME 5E PATCH CORDS

- Low-profile High-Flex Patch Cords allow tighter radius connections
- Available in five lengths and two colors

MULTIMEDIA ADAPTER BRACKET & MOUNTING PLATES

- Bracket is constructed of white powder-coated steel
- Plates are constructed of black powder-coated steel
- Bracket includes push-lock pins for mounting in Structured Media Enclosures



UNIVERSAL SECURITY & SHELF BRACKETS

- **Universal Shelf Bracket** allows security batteries and other active products to be mounted inside any Structured Media® Enclosure
- **Shelf Bracket** includes four 8-inch long VELCRO® Brand strips, ensuring vertical and horizontal stability
- **Universal Security Board Mounting Plate** includes four adhesive clips for mounting within any Leviton Structured Media Enclosure
- **Universal Mounting Brackets** allow an unlimited number of upgrades (restricted only by enclosure size) to be added to an existing security system terminated within any Leviton Structured Media Enclosure

UNIVERSAL SECURITY & SHELF BRACKETS	
DESCRIPTION	PART NO.
[A] Universal Shelf Bracket	47612-UBK
[B] Shelf Bracket with VELCRO® Brand Strips	47612-VSB
[C] Compact (6" width) Universal Security Board Mounting Plate	47612-HSB
[D] Standard (12" width) Universal Security Board Mounting Plate	47612-FSB
[E] Compact (6" width) Universal Mounting Bracket	47612-6SB
Standard (12" width) Universal Mounting Bracket	47612-1SB

SPOTLIGHT Structured Media Enclosure Configurator Tool



Need assistance designing a home network that uses a Structured Media Enclosure? Take advantage of our online tool for populating your enclosure. Just answer a series of short questions, and we will respond to you within one business day with a project bill of materials list, providing the exact solutions you need.

Go to Leviton.com/HomeConfig

MDU & HOSPITALITY | Twist & Mount, TIDP & Compact Structured Media® Panels



TWIST & MOUNT PATCH PANELS

- Low-profile, high-density, component-rated patching for voice and gigabit ethernet connections
- Feature simple twist and mount installation
- Universal T568A and T568B wiring labels ensure compatibility in residential and commercial installations
- Available in 12- and 24-port versions

TELEPHONE INPUT DISTRIBUTION PANELS (TIDP)

- Support four-line telephone distribution
- Offer choice of inputs and outputs: one 4-pair 110-style IDC input, four industry-standard RJ-11 connector inputs, or 12 modular industry-standard RJ-45 connector outputs
- Security jack for interface with security systems
- Test and auxiliary disconnect outlet (ADO) ports for isolation and testing of telephone line connections

TWIST & MOUNT PANELS & TELEPHONE DISTRIBUTION PANELS

DESCRIPTION	PART NO.
Twist & Mount Patch Panel, 12 ports each of Cat 6 and Cat 5e (24 ports total)	476TM-654
[A] Twist & Mount Patch Panel, 24 ports of Cat 6	476TM-624
Twist & Mount Patch Panel, 24 ports of Cat 5e	476TM-524
Twist & Mount Patch Panel, 6 ports each of Cat 6 and Cat 5e (12 ports total)	476TM-652
Twist & Mount Patch Panel, 12 ports of Cat 6	476TM-612
[B] Twist & Mount Patch Panel, 12 ports of Cat 5e	476TM-512
[C] Telephone Input Distribution Panel (TIDP)	476TL-T12
Twist & Mount Expansion Board, 6 ports of Cat 6	476TM-EX6
Twist & Mount Expansion Board, 6 ports of Cat 5e	476TM-EX5

PRE-CONFIGURED COMPACT STRUCTURED MEDIA PANELS

- Compact series (six-inch width) pre-configured panels are an ideal solution for basic telephone, data, security interface, and TV distribution in MDUs where space and budget are of primary concern
- Connections: four to nine bridged telephone, up to four Cat 5e data, and up to eight video

PRE-CONFIGURED COMPACT STRUCTURED MEDIA PANELS — COMPACT WIDTH (6")

DESCRIPTION	PART NO.
[D] 1x9 Bridged Telephone and 6-Way 2 GHz TV splitter	47603-2G6
1x9 Bridged Telephone and 8-Way 2 GHz TV splitter	47603-2G8
[E] 1x4 Bridged Telephone, 4 Data, and 6-way 2 GHz TV splitter	47603-DP6
1x7 Bridged Telephone, security interface, and 6-way 2 GHz TV Splitter	47603-TSV

SPOTLIGHT

Compact vs. Standard Structured Media Panels

Compact Structured Media Panels offer a space-saving profile that is half the size of standard panels, and is ideal when space and budget are a primary concern.

Standard Structured Media Panels combine multiple modules into a simple distribution point, and provide greater versatility when it comes time for customization or expanding.




Compact



Standard

MDU & HOSPITALITY | Standard Structured Media® Panels




PRE-CONFIGURED STANDARD STRUCTURED MEDIA PANELS

- Standard series (twelve-inch width) pre-configured panels combine voice, data, and TV modules into a single, simple distribution point
- Several pre-configured options are available with room for customization with additional expansion boards

PRE-CONFIGURED STANDARD STRUCTURED MEDIA PANELS		
DESCRIPTION	FEATURES	PART NO.
[A] Basic Telephone & Video Panel	- One 1x9 Bridged Telephone Board - One 6-way 2 GHz TV Splitter	47606-BTV
[B] Basic Home Networking Plus Panel	- One Telephone Patching Board - One Cat 5e Voice & Data Board - Six 4-line telephone connections - One 6-way 2 GHz TV Splitter	47606-BNP
Advanced Home Telephone & Video Panel	- One Telephone Line Distribution Board - 19 multi-line telephone connections (in various combinations of two or four lines) - One Cat 5e Voice & Data Board - One 6-way 2 GHz TV Splitter	47606-AHT
[C] Advanced Home Office Panel	- One Telephone Line Distribution Board - 19 multi-line telephone connections (in various combinations of two or four lines) - Two Cat 5e Voice & Data Boards - One 6-way 2 GHz TV Splitter	47606-ASO
12-Port Structured Media Panel	- One Telephone Line Distribution Board - 19 multi-line telephone connections (in various combinations of two or four lines) - Two Cat 5e Voice & Data Boards	47603-12P
[D] 18-Port Structured Media Panel	- One Telephone Line Distribution Board - 19 multi-line telephone connections (in various combinations of two or four lines) - Three Cat 5e Voice & Data Boards	47603-18P
[E] 24-Port Structured Media Panel	- One Telephone Line Distribution Board - 19 multi-line telephone connections (in various combinations of two or four lines) - Four Cat 5e Voice & Data Boards	47603-24P
4x12 Telephone Distribution Panel	- One 4x12 Telephone Distribution Board	47603-12M
[F] 4x12 Telephone Distribution Panel with Splitter	- One 4x12 Telephone Distribution Board - One 8-way 2 GHz TV Splitter	47603-412
[G] 4x18 Telephone Distribution Panel	- One 4x18 Telephone Distribution Board	47603-18M
[H] 4x18 Telephone Distribution Panel with Cat 5e Board	- One 4x18 Telephone Distribution Board - One Cat 5e Voice & Data Board	47603-8C1

MDU & HOSPITALITY | Modules & Expansion Boards



MODULES			
DESCRIPTION			PART NO.
[A]	1x9 Bridged Telephone Module		47689-00B
[B]	Cat 5e Voice and Data Module		47605-C5B
[C]	Cat 6 Voice and Data Module		47611-C6B
[D]	DSL Filter Module		47616-DSB
	Telephone Security Module		47609-TSV
EXPANSION BOARDS			
DESCRIPTION	APPLICATION	FEATURES	PART NO.
[E]	Cat 5e Voice and Data Board	Data, Telephone, Fax, Modem	47603-0C5
[F]	Cat 6 Voice and Data Board	Data, Telephone, Fax, Modem	47611-0C6
[G]	VDSL Board with 1x5 Bridged Phone with Data Passthrough IDCs	Data, Telephone, Modem	47609-D5P
[H]	Combo Phone & Data Board with 1x4 Bridged Phone and 4-Port Cat 5e	Data, Telephone	47609-4DP


SPOTLIGHT

Panels, Modules, Boards: What's the difference?

Pre-configured Structured Media® Panels include multiple expansion boards combining voice, data, and TV boards into a single distribution point.

Modules include an expansion board on a single ABS mounting bracket.


Expansion Boards mount in Structured Media Panels or Mounting Brackets (see page G13).



Pre-configured Structured Media Panels

Module

Expansion Board



EXPANSION BOARDS (CONTINUED)			
DESCRIPTION	APPLICATION	FEATURES	PART NO.
[A] 1x9 Bridged Telephone Board	Telephone, Fax, Modem	<ul style="list-style-type: none"> - Bridge up to four telephone lines to nine locations - Connect up to nine separate telephones per line - Printed circuit board - 4-pair 110-type IDC punchdowns 	47603-110
[B] 1x6 Bridged Telephone Board	Telephone, Fax, Modem	<ul style="list-style-type: none"> - Bridge up to four telephone lines to six locations - Connect up to six separate telephones per line - Printed circuit board - IDC connectors for Cat 5, 5e, or 6 wire - RJ-45 expansion port 	47609-0F6
[C] 1x10 Bridged Telephone Board	Telephone, Fax, Modem	<ul style="list-style-type: none"> - Bridge up to six telephone lines to 10 locations - Connect up to 10 separate telephones per line - Printed circuit board - IDC connectors for Cat 5, 5e, or 6 wire - Security port - Punchdown security interface to accommodate alarm systems 	47609-S10
[D] 1x4 Bridged Telephone Board	Telephone, Fax, Modem	<ul style="list-style-type: none"> - Bridge up to four lines to four locations via IDC punchdowns 	47609-004
[E] Telephone Patching Board/ Expanded 4-line Telephone Distribution	Telephone, Fax, Modem	<ul style="list-style-type: none"> - Bridge up to four telephone lines to seven locations - Printed circuit board module - One incoming 4-pair 110-type IDC punchdown - Seven outgoing RJ-45 connector connections - Combine with a Cat 5e or 6 board to route telephone to remote locations 	47609-EMP
DSL Filter Board	Telephone, Modem	<ul style="list-style-type: none"> - Filters DSL signal from phone line before distribution throughout home or office - Eliminates need for individual filters at wallplate - Use with any phone distribution module - Printed circuit board module with RJ-45 connector and 110-type punchdown 	47616-DSF
Telephone Line Distribution Board	Telephone, Fax, Modem	<ul style="list-style-type: none"> - 19 multi-line telephone connections in combinations of two or four lines - Bridge "line 1" service to 12 locations and four-line service to eight locations - Connect to Cat 5e voice & data board(s) or additional panels for more connections and easier moves/adds/changes - Independent RJ-45 connector and punchdown security interface to accommodate alarm systems 	47603-TDM
[F] 4x12 Telephone Distribution Board	Telephone, Fax	<ul style="list-style-type: none"> - Bridge up to four telephone lines to 12 locations 	47603-12B
[G] 4x18 Telephone Distribution Board	Telephone, Fax	<ul style="list-style-type: none"> - Bridge up to four telephone lines to 18 locations 	47603-18B

Expansion Boards

MDU & HOSPITALITY



PREMIUM AMPLIFIED CATV/HDTV MODULE

- Splits and/or amplifies signal to one, eight, or sixteen TVs throughout the home
- Bi-directional circuitry supports advanced interactive applications, as well as standard TV and video inputs
- Forward path internal amplifier provides equal input and output level on all ports; reverse path is not affected
- Unity gain eliminates the need to manually adjust attenuation
- HDTV and digital cable-ready SCTE- and DOCSIS-compliant


PASSIVE CATV/HDTV SPLITTERS

- Split signal to six or eight TVs throughout the home
- Provide digital cable, cable TV, and other TV services via coaxial cable
- Lightweight, strong die-cast housing
- HDTV and digital cable-ready; SCTE-compliant
- Available with and without Structured Media® Enclosure mounting bracket

Additional video and home theater solutions located in Section C.

PREMIUM MODULES			
DESCRIPTION	PART NO.		
[A] 1x8 Premium Video Module, 1 GHz	47693-08P		
[B] 1x16 Premium Video Module, 1 GHz	47693-16P		

PASSIVE SPLITTERS			
DESCRIPTION	WITH BRACKET	WITHOUT BRACKET	
1x6 Passive Video Splitter, 2 GHz	[C] 47690-6C2	[E]	47690-0G6
1x8 Passive Video Splitter, 2 GHz	[D] 47690-8C2	[F]	47690-0G8




RESIDENTIAL TOOLS		
DESCRIPTION	PART NO.	
[A] Wire Punchdown / Termination Tool, (blades sold separately)	49553-814	
[B] 110 IDC Blade	49553-110	
66-Clip Blade	49553-066	
BIX® Blade	49553-BIX	
Krone® Blade	49553-KRN	
[C] Master Compression Tool	40989-CPT	
UTP Stripping Tool	49660-00P	
[D] EZ-RJ45 Crimp Tool	40989-ACT	

RESIDENTIAL ACCESSORIES		
DESCRIPTION	PART NO.	
[E] EZ-RJ45 Cat 5e Plug, 50/pack	47613-EZC	
EZ-RJ45 Cat 5e Plug Display Pack, 10/pack	47613-EZR	
[F] EZ-RJ45 Cat 6 Plug	47613-EZ6	
Push-Lock Pins for Structured Media Enclosures, 20/pack	47615-NYL	
Reclosable Tie-Wrap, 5" Length, 25/pack	43105-005	

SPOTLIGHT A Connected Home Begins with Planning

The number of connected devices in the home has grown significantly over the last few years. Too often, homeowners knowingly accept poor network reliability and quality for the convenience of a wireless system. While wireless technology has improved, the hunger for bandwidth outpaces it. Having a strong structured wiring backbone in an organized central hub is crucial to supporting high-bandwidth demands and optimal wireless performance.

To read more about how a well-planned structured cabling system can optimize your wireless network, visit Leviton.com/chbackbone.





PART NUMBER INDEX



PART NO.	PAGE	PART NO.	PAGE	PART NO.	PAGE
00688-00*	C22	40839-***	C14	41658-***	D10
00689-00*	C22	40951-1PW	C22	41880-***	A23
00690-00*	C22	40952-2PW	C22	41900-***	C13
00PJ7-***	D14	40985-***	C16	41910-***	C11-C13
00PJ8-***	D14	40989-ACT	A34, G20	41920-***	C11, C12
05261-0CH	C22	40989-CPT	A35, G20	41A10-HCM	A23
05361-0CH	C22	41010-SPW	E9	41AB2-***	A22
0PJ26-00*	D11	41020-SPR	E9	41AB6-***	A21
0PJ82-***	D14	41030-SMJ	D13	41AW1-050	A22
32LM1-41C	B14	41054-IDD	D18	41AW2-***	A22
32LM2-21C	B14	41070-2WS	D8	41D10-HCM	A23
38LM1-1AE	B14	41075-DBE	C14, D9	41D1R-HCM	A23
40050-***	A24	41075-DBW	C14, D9	41D6A-1F4	A21
40054-***	A24	41080-***	A36, D6-D8	41DBR-***	A22
40066-***	A24	41081-***	D8	41DR2-***	A22
40067-0BC	A24	41084-***	B60, C14-C15	41DR6-***	A21
40070-MDP	A35	41085-***	B60	41DW1-***	A22
40072-***	A24	41087-***	D14	41DW2-100	A22
40089-00D	A14, A24	41089-***	D3	41LBL-***	A21, A23, A36
40144-***	D10	4108W-***	D7	41MB2-***	A23
40159-***	D10	41091-***	D8	41NB2-***	A22
40201-00I	D18	410L2-***	A23	41NB6-1F4	A21
40214-00*	D17	41100-HLD	A21, A23, A36	42070-3WS	D8
40223-00S	D17	41106-R*6	A10	42080-***	D6-D8
40226-00S	D17	41108-***	A10	42081-***	D7-D8
40238-00W	D17	41150-019	E5	42090-***S	D6
40244-00*	D17	41188-SM2	E6	42777-***	D3
40249-00*	D17	41225-SAP	E9	42LM1-41C	B14
40253-00*	D17	41290-***	D19	42LM1-BE*	B14
40257-00W	D17	41291-***	D19-D20	42LM2-21C	B14
40258-00W	D17	41292-***	D19-D20	42LM2-BE*	B14
40259-00*	D17	41293-***	D19-D20	42MM2-BE*	B14
40278-***	D18	41294-***	D20	43080-***	A36, D7
40539-***	D17	41295-***	D19-D20	43081-***	D7
40644-***	D10	41296-***	D19	43105-***	E8, G20
40649-***	D10	41297-***	D19-D20	43108-***	E8
40659-***	D10	41600-00I	A24	43112-***	E8
40681-***	D10	41620-00I	A24	43115-***	E8
40682-***	D10	41638-***	D10	4515-***	F6
40734-***	C14	41641-***	D9	4520-***	F6
40735-***	C15	41642-***	D9	4625A-***	D18
40830-***	C15	41643-***	D9	47112-***	C22
40831-***	C15	41644-***	D9	47600-QPB	G13
40832-***	C14	41646-***	D9	47603-***	G15-G18
40833-***	C14	41647-***	C14	47604-***	G6
40834-***	C14	41649-***	D19	47605-***	G6, G8, G12, G17
40835-***	C14	41650-***	D18	47606-***	G16
40837-***	C14	41652-***	D18	47609-***	G17-G18

INDEX | Part Number Index

PART NO.	PAGE	PART NO.	PAGE	PART NO.	PAGE
47611-***	G11, G17	49400-FHB	E7	548MN-B01M	B51
47612-***	G6, G8, G13-G14	4940L-***	E4	548NN-A01M	B51
47613-EZ6	A10, G20	49553-***	A34, G20	548NN-B01M	B51
47613-***	G20	49560-TTS	A35	54DCL-M**	B54
47615-NYL	G20	49561-SSP	A35	54DLC-M**	B54
47615-PTT	A34	49562-TSK	A35	54PLC-KIT	B56
47616-DS*	G17-G18	49605-30W	G9	54PLC-M03	B56
47617-***	C22	49660-00P	G20	5500-***	F5
47689-00B	G17	49800-***	B60, B63, B66	5505-190	F5
47689-0QP	A14	4980L-***	E4	58LM1-1AE	B14
47690-***	G19	49886-***	A34, B59, B65-B66	59265-5DC	E4
47693-***	G19	49887-***	B60	5C000-RPL	B28
476TL-T12	G15	49910-***	D13	5CMTL-RPL	B28
476TM-***	G15	49990-***	B59	5D000-***	B28
47FTH-***	G10	49991-***	B58	5D460-***	A29
48211-06A	C20	4J2P*-03M	B56	5D560-***	A29
48212-***	G12	4M089-1*M	D19	5ESJK-***	A8
48605-***	G9	4S089-***	D3	5EUJK-***	A8
48900-***	E9	4S115-75E	E8	5F100-***	B24, G13
48LM1-1AE	B14	4S255-***	A14	5FUHD-***	B13
49005-***	E6	4S256-***	A16	5G108-***	A9
49006-AMB	E6	4W006-AMB	E6	5G110-***	A9
49012-***	A20	4W254-***	E6	5G270-***	A14
49013-***	A20	4W256-***	A17	5G460-***	A29
49014-***	A20	50DCL-***	B54	5G596-***	A13
49018-***	A20	50DLC-***	B54	5G597-***	A16
49103-IDC	A23	50DSC-***	B54	5HHOM-***	G13
49104-***	A23	50DST-***	B54	5L000-KAL	B28
49105-IDC	A23	50PLC-KIT	B56	5L000-L0K	G6, G8
491RU-***	E4	50PLC-M03	B56	5L2KK-A01M	B51
49200-00M	A24	50PSC-KIT	B56	5L2KK-B01M	B51
49222-***	D13	50PSC-M03	B56	5L2LK-A01M	B51
49223-BA*	D4	50PST-KIT	B56	5L2LK-B01M	B51
49223-CB*	D4	50PST-M03	B56	5L2LL-A01M	B51
49223-W1*	D4	51084-***	A36	5L2LL-B01M	B51
49251-***	E7	52LM1-41C	B14	5L4HH-B01M	B58
49253-***	E5	542KK-A01M	B51	5L4JH-B01M	B51
49254-***	E5-E6	542KK-B01M	B51	5L4JJ-B01M	B51
49255-***	A14, A17	542LK-A01M	B51	5L8MM-A01M	B51
49256-***	A16	542LK-B01M	B51	5L8MM-B01M	B51
49257-***	A20, A36	542LL-A01M	B51	5L8MN-A01M	B51
49258-TWB	E5	542LL-B01M	B51	5L8MN-B01M	B51
49260-***	E7	544HH-B01M	B51	5L8NN-A01M	B51
49261-BKT	E7	544JH-B01M	B51	5L8NN-B01M	B51
49262-HR1	E7	544JJ-B01M	B51	5LDCL-***	B54
49265-***	E4	548MM-A01M	B51	5LDLC-***	B54
49280-***	A19, B22	548MM-B01M	B51	5LDSC-***	B54
492RU-***	E4	548MN-A01M	B51	5LPLC-KIT	B56

INDEX
Part Number Index

PART NO.	PAGE	PART NO.	PAGE	PART NO.	PAGE
5LPLC-M03	B56	62DST-***	B54	84014-040	D14
5LPSC-KIT	B56	62PLC-KIT	B56	84016-040	D14
5LPSC-M03	B56	62PLC-M03	B56	84025-040	D14
5LPST-M03	B56	62PSC-KIT	B56	84401-040	D11
5PCBR-*BT	B28	62PSC-M03	B56	84409-040	D11
5R100-14R	B28	62PST-KIT	B56	85003-000	D14
5R1RU-023	B28	62PST-M03	B56	85004-000	D14
5R1UD-S**	B12	69104-IDC	A21	85014-000	D14
5R1UE-OPX	B20	6910G-***	A14	85016-000	D14
5R1UH-S03	B18	69270-***	A14	85025-000	D14
5R1UL-F03	B20	69585-IDL	A20, A36	86003-000	D14
5R1UM-*03	B19	69586-***	A13	86004-000	D14
5R1UR-TRY	B28	69587-***	A16	86014-000	D14
5R1UX-CMT	B12, B28	6A586-U**	A13	86016-000	D14
5R2UD-S**	B12	6A587-***	A16	86025-000	D14
5R2UH-S06	B18	6APLG-S6A	A10	87003-000	D14
5R2UL-F06	B20	6AS10-***	A27	87014-000	D14
5R2UM-*06	B19	6ASJK-***	A8	87016-000	D14
5R2UR-TRY	B28	6AUJK-***	A8	87025-000	D14
5R2UX-CMT	B12, B28	6AZ10-***	A27	88003-000	D14
5R3UE-OPX	B20	6D460-***	A28	88004-000	D14
5R3UL-F12	B20	6D560-***	A28	88014-000	D14
5R3UM-***	B19	6H460-***	A29	88016-000	D14
5R4UD-S**	B12	6S560-***S	A28	88025-000	D14
5R4UH-S12	B18	6Z460-***	A28	89265-***	E3
5R4UM-F**	B19	78003-000	D14	8940L-***	E3
5RBSH-*UN	B12	78014-000	D14	8980L-***	E3
5RCMP-KIT	B12, B28, B31	78016-000	D14	AB100-00*	A10
5RCMP-KT2	B12, B28, B31	78025-000	D14	AB200-00*	A10
5RCMR-KIT	B12, B28, B31	78804-000	D14	AB300-00*	A10
5RCMT-VFG	B12, B28, E7	80309-***	D11	AEBC6-000	C17-C18
5REAR-023	B12	80401-***	D11	AEHTK-000	C22
5T000-00T	B37-B38	80409-***	D11	AEMRK-000	C22
5WLRG-12C	B21	80414-***	D9	AEPC8-KIT	C17
5WMED-04C	B21	80503-***	D14	AEPI6-KIT	C17
5WMNB-ACC	B28	80504-***	D14	AEPI8-KIT	C17
5WMNT-01C	B21	80516-***	D14	AEPI8-KIT	C17
5WSML-02C	B21	80601-***	D11	AEPI8-KIT	C19
6110G-R*6	A9	80609-***	D11	APL12-***	B36
61110-***	A9	80703-***	D14	APLW6-***	B36
61SJK-***	A8	80704-***	D14	APLW8-***	B36
61UJK-***	A8	80716-***	D14	APPLC-S03	B56
6210G-***	A27	80781-***	D17	APSSC-***	B55
62460-***	A28	80782-***	D17	AXSJK-BGM	A8
62DCL-***	B54	81SJK-R*8	A8	AXUJK-BWM	A8
62DCT-***	B54	81Z10-S**	A26	C0224-000	D4
62DLC-***	B54	84003-040	D14	C0224-0CP	D4
62DSC-***	B54	84004-040	D14	C1253-2CM	A15, E5-E6
				C1255-H48	A15

INDEX | Part Number Index

PART NO.	PAGE	PART NO.	PAGE	PART NO.	PAGE
C1586-U48	A15	LAE8C-000	C17	SGVSM-00W	C20
C1686-U48	A15	LAE8H-000	C17	SGVST-00W	C20
D6700-00E	D16	LAEAW-000	C17	SPLCS-***	B26
D6701-00E	D16	LAESB-000	C19	SPLMT-HKT	B26, B41
D6706-00E	D16	LAESW-000	C19	SPSCS-***	B26
D670K-***	D16	LJ2P*-03M	B56	SRJ6*-***	A30
D6710-***	D16	N3500-STD	B35	SRJET-00*	A30
D6720-***	D16	N502H-STD	B35	SRJPB-00*	A30
D6721-***	D16	N5300-STD	B35	T47HS-P06	B37-B38
D675E-00E	D16	QIP*-***	E11-E12	T5632-00W	C22
DNRAL-ACC	B28	P1020-12S	F4	T5LHS-B12	B37-B38
DP03U-STD	B34	P1021-12S	F4	T5LHS-P06	B37-B38
DP04U-STD	B34	P1022-12L	F4	T5PLS-12F	B26
DP06U-STD	B34	P1023-12L	F4	T5PLS-24F	B16, B26
DPC12-066	B34	P1024-12L	F4	T6XRB-40Q	B37-B38
DPC6U-033	B34	P1025-12L	F4	U2LM1-41C	B14
DPC8U-STD	B34	P1040-10S	F4	U2LM1-BE*	B14
DPCMP-UNV	B38	P1041-10S	F4	U2LM2-BE*	B14
DPGRD-KIT	B28, B38	P1042-10L	F4	U2MM2-BE*	B14
DPLOK-KIT	B38	P1043-10S	F4	U8LM1-41C	B14
DPS3U-STD	B34	P1044-10L	F4	UJ2P*-03M	B56
DPS4U-STD	B34	P1045-10L	F4	UPDCL-***	B55
DPS6U-STD	B34	P1046-10L	F4	UPDCT-***	B55
E2X*-***	A18, A32, B12, B31-B32, E6	P1047-10L	F4	UPDLC-***	B55
F3168-***	B16	P1070-10S	F4	UPDSC-***	B55
FM-*012BACO*	B25	P1071-10S	F4	UPDST-***	B55
FM-*012CACO+	B25	P1072-10L	F4	UPPLC-KIT	B56
FM-*024CACO*	B25	P1073-10S	F4	UPPLC-S03	B56
FME2XHD	B32	P1074-10L	F4	UPPSC-KIT	B56
FSSRB-P40	B38	PCC55-KIT	C17	UPPSC-S03	B56
FSSSD-040	B38	PDURK-VMK	F4	UPPST-S03	B56
FSSSD-060	B38	PJ262-***	D11	VERPB-019	B42
FSSSL-040	B38	PLC**-003	B25	Z1000-***	E10
FSSSL-060	B38	RE640-***	D12		
FT_*****_	B46-B47	REA00-00*	D12		
NNBS		REWM1-ST	D12		
FT_*****_	B47	REWM2-ST	D12		
NNCS		REWP1-***	D12		
FTH00-00W	G10	REWP2-***	D12		
HDX1A-144	B12	REWP3-***	D12		
HDX1F-144	B12	REWP4-***	D12		
HDXAD-ACC	B28	RPL-BRCD64PLC*	B42		
ICONS-IC*	A8	RPL-XXXX32PLC*	B42		
LAE5I-000	C19	RPL-XXXX48PLC*	B42		
LAE5S-000	C19	SGAMP-000	C20		
LAE6C-000	C17	SGC65-***	C18		
LAE6D-000	C17	SGI65-***	C18		
LAE6I-000	C17	SGVCK-***	C20		

INDEX Part Number Index

The following are trademarks of Leviton Manufacturing Company, Inc.:


Atlas-X1™	Excella®	GigaMax®	QuickPack®	Spec-Grade Sound®
AutoSurge®	eXtreme®	HOME 5e®	QuickPlate®	Structured Media®
Cone of Silence®	ez-Learn™	Leviton Architectural Edition®	QuickPort®	Versi-Duct®
Decora®	FastCAM®	LightSpace®	Renu®	VertiGO®
DuraPort®	Fast-Cure®	Opt-X®	Replicator®	

For Leviton warranty information, please visit leviton.com/warranties.

Other trademarks used in this catalog are registered as follows:

- Allsteel® is a registered trademark of Allsteel, Inc.
- Amphenol® is a registered trademark of Amphenol Corporation.
- BIX® is a registered trademark of Nortel.
- Bluetooth® is a registered trademark owned by Bluetooth SIG, Inc.
- Cisco, the Cisco logo, and Cisco Systems are trademarks or registered trademarks of Cisco Systems, Inc. and/or its affiliates in the United States and certain other countries.
- Clipsal® is a registered trademark of Schneider Electric (Australia) Pty Ltd.
- D'Gel® is a registered trademark of Illinois Tool Works.
- Ethospace® and Action Office® are registered trademarks of Herman Miller, Inc.
- EZ-RJ45® is a registered trademark of SullStar Technologies, Inc.
- JBL® is a registered trademark of Harman International Industries, Inc.
- Haworth® is a registered trademark of Haworth, Inc.
- HDMI® is a registered trademark of HDMI Licensing, LLC.
- JackRapid™ is a trademark of Fluke Networks.
- Kevlar® is a registered trademark of DuPont or its affiliates.
- Klein Tools® is a registered trademark of Klein Tools, Inc.
- Knoll® is a registered trademark of Knoll, Inc.
- Krone® is a registered trademark of Krone, Inc.
- LGX® is a registered trademark of Furukawa.
- MTP® is a registered trademark of US Conec, Ltd.
- Series 9000® and Avenir® are registered trademarks of Steelcase, Inc.
- speakON® is a registered trademark of Neutrik AG.
- SYSTIMAX® and Uniprise® are registered trademarks of CommScope, Inc.
- Teknion® is a registered trademark of Teknion Corporation.
- VELCRO® is a registered trademark of Velcro BVBA. Used with permission.
- VISIO® is a registered trademark of Microsoft Corporation.
- Westinghouse® is a registered trademark of Westinghouse Corporation.
- Wi-Fi® is a registered trademark of Wi-Fi Alliance.

All other trademarks, service marks, and logos used in this catalog are the property of their respective owners.



We invent and manufacture the industry's best cabling and connectivity. We build them to last. And we stand behind every product and end-to-end system — delivering the highest performance and unbeatable service and support — throughout the life of your network. Add the peace of mind that comes from working with a stable, century-old supplier, and you get the **highest return on infrastructure investment.**

NETWORK SOLUTIONS DIVISION HEADQUARTERS

2222 - 222nd Street S.E., Bothell, WA 98021 USA | leviton.com/ns

Inside Sales (800) 722 2082 insidesales@leviton.com
 International Inside Sales +1 (425) 486 2222 intl@leviton.com
 Technical Support (800) 824 3005 / +1 (425) 486 2222 appeng@leviton.com

EUROPEAN HEADQUARTERS

Viewfield Industrial Estate, Glenrothes, Fife KY6 2RS, UK | brand-rex.com
 Brand-Rex Limited is a subsidiary of Leviton Mfg. Co., Inc

Customer Service +44 (0) 1592 772124 customerserviceeu@leviton.com

MIDDLE EAST HEADQUARTERS

Bay Square, Building 3, Office 205, Business Bay, Dubai - UAE | leviton.com/ns/middleeast

Customer Service +971 (4) 886 4722 / +971 (4) 454 8644 lmeinfo@leviton.com

CORPORATE HEADQUARTERS

201 N. Service Road, Melville, NY 11747 USA | leviton.com

Customer Service (800) 323 8920 / +1 (631) 812 6000 customerservice@leviton.com

ADDITIONAL OFFICES

Africa +971 (4) 886 4722 lmeinfo@leviton.com
 Asia / Pacific +1 (631) 812 6228 infoasean@leviton.com
 Canada +1 (514) 954 1840 pcservice@leviton.com
 Caribbean +1 (954) 593 1896 infocaribbean@leviton.com
 China +852 2774 9876 infochina@leviton.com
 Colombia +57 (1) 743 6045 infocolombia@leviton.com
 Latin America & Mexico +52 (55) 5082 1040 lsamarketing@leviton.com
 South Korea +82 (2) 3273 9963 infokorea@leviton.com

ALL OTHER INTERNATIONAL INQUIRIES international@leviton.com

