






ALLIED
MOULDED
PRODUCTS, Inc.

THE CONTRACTOR'S CHOICE

A Complete Line of Residential Non-Metallic Electrical Outlet Boxes
Designed and Manufactured by Professionals for the Professional Electrical Contractor



fiberglassBOX™

flexBOX®

SLIDERBOX®

fiberglassBOX™

Fire Rated
FOR MORE APPLICATIONS

Industry Exclusive Fire Rating Turns
Up the Heat on the Competition



Sound Resistant
WITHOUT ADDITIONAL MATERIALS

Sound Transmission Class Rating
Quietly Saves You Even More



Air-Sealed
FOR ENERGY EFFICIENCY

Increased Energy Savings,
Reduced Installation Costs



FIBERGLASS: THE DIFFERENCE IS ELEMENTAL

FIBERGLASS BOXES FOR RESIDENTIAL CONSTRUCTION

Like so many of the products Allied Moulded creates, our robust fiberglassBOX™ series of impact-resistant, high strength fiberglass reinforced polyester (FRP) wall boxes were specifically designed with the electrical contractor in mind. Fire-resistant, soundproof and air-sealed, these hard-working yet lightweight fiberglass boxes don't have the same installation limitations as PVC boxes. This eliminates the need for costly additional materials and labor—and provides you with the long-term savings you're looking for in your wall applications.

To learn more, visit alliedmoulded.com.



**ALLIED
MOULDED
PRODUCTS, Inc.**



222 North Union Street (419) 636.4217
Bryan, Ohio 43506 (419) 636.2450 FAX

Table of Contents.....	1
Wiring Size Cubic Inch Requirements	2
fiberglassBOX™ Features.....	3
Reduction In Horizontal Box Separation In Fire Rated Walls.....	4
Frequently Asked Questions.....	5
Speed “K” Klamp™.....	6
Attachment Codings	7
Residential Switch & Outlet Boxes (fiberglassBOX™)	
Single Gang.....	8-10
Two Gang.....	11-12
Three Gang.....	13-15
Four Gang	16-18
Five Gang	18
SLIDERBOX® product and installation instructions	19-21
Square Junction Boxes.....	22
Range/Dryer Receptacle Box.....	22
Plaster Rings and Covers.....	23
Handy Box and Covers.....	23
3-1/2” Round Ceiling Boxes	24-27
4” Round Ceiling Boxes.....	28-30
Fan and Fixture Support Boxes.....	31-33
Vapor Seal Air-Sealed Electrical Boxes.....	34-35
Residential Switch & Outlet Boxes (flexBOX®)	
flexBOX® Features.....	36
Single Gang.....	37
Two Gang.....	38
Three Gang.....	38
Four Gang	39
Square Junction Boxes.....	39
Plaster Rings and Cover	40
3-1/2” Round Ceiling Boxes	40
4” Round Ceiling Boxes.....	41
Old Work/Manufactured Housing Boxes	
Single Gang.....	42-44
Two Gang.....	45
Three Gang.....	46
3-1/2” Round Ceiling Boxes	47-48
Installation Instructions (Old Work Boxes)	
Structured Cable/Low Voltage 50	
Accessories	
Speed “K” Klamps™, “C” Wire Clamps, Ground Straps, Panel Stops, Templates.....	51
Lampholders (Incandescent & GU-24 2-PIN Base) 52	
CFL-Compact Fluorescent Luminaire 53	
Floor Boxes 54-56	
PARA-form® Siding Boxes 57	
Competitor Cross Reference	
Fiberglass Box, Thermoplastic Boxes, Adjustable Boxes, Paddle Fan Support, Vapor Seal.....	58-63
Index 63-64	

New/Featured Products:

LH-21WP, LH-22WP



GU-24 2-pin base Lampholders
Page 52


FB-2DB, FB-3DB



Dark Bronze-Plated Floor Boxes
Page 54

“V” Single

“V2” Double



Vapor Seal Boxes
Page 34-35




Cubic Inch Requirements



Allied boxes are designed for use with 14-2 through 10-3 non-metallic sheathed cable with ground.
To figure cu. in. requirements, make allowance of 2 conductors for each device and 1 for clamps, 1 for ground wire.

Number of Conductors	Cu. In. Req'd for No. 14 Wire	Cu. In. Req'd for No. 12 Wire	Cu. In. Req'd for No. 10 Wire
1	2.00	2.25	2.50
2	4.00	4.50	5.00
3	6.00	6.75	7.50
4	8.00	9.00	10.00
5	10.00	11.25	12.50
6	12.00	13.50	15.00
7	14.00	15.75	17.50
8	16.00	18.00	20.00
9	18.00	20.25	22.50
10	20.00	22.50	25.00
11	22.00	24.75	27.50
12	24.00	27.00	30.00
13	26.00	29.25	32.50
14	28.00	31.50	35.00
15	30.00	33.75	37.50
16	32.00	36.00	40.00
17	34.00	38.25	42.50
18	36.00	40.50	45.00
19	38.00	42.75	47.50
20	40.00	45.00	50.00



Allied Moulded switch and outlet boxes are molded of impact-resistant, high-strength fiberglass reinforced thermoset polyester material. Our fiberglassBOX™ “Premier Series” line of products was created for the electrical contractor looking for non-metallic outlet boxes with “hard box” characteristics. Allied Moulded’s fiberglassBOX line offers the following advantages.

- Non-corrosive
- Non-conductive-no ground required
- Non-distorting in high heat
- Will not melt
- Shatter resistant in cold temperatures
- Lightweight
- Heat insulator

2-Hour Wall and Ceiling Fire Classification

All Allied Moulded fiberglass boxes, including our 5305 five gang, are classified by Underwriters Laboratories for use in 2-hour rated walls or ceilings. During an actual fire test set up in a UL® laboratory, Allied boxes passed all of the test criteria outlined in UL® Standard 263 for both walls and ceilings.

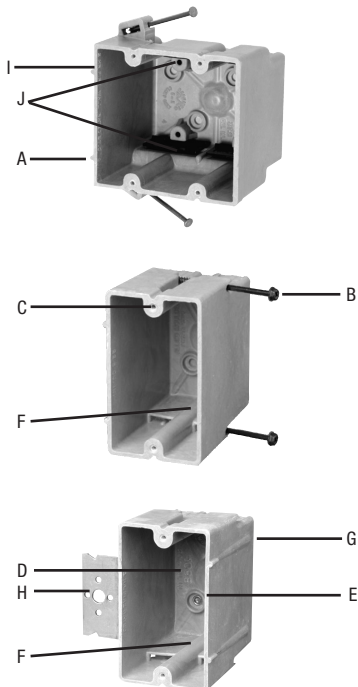
Backed by even more UL® testing, the horizontal box separation requirement outlined in the Uniform Building Code™ can be reduced to as little as three inches without using any additional fire resistive protection. Allied Moulded fiberglass boxes, up to and including two three-gangs, can be mounted in the same stud cavity of fire rated walls **with absolutely no additional fire resistant protection needed.** In fact, only Allied has documentation covering all 52 U300 Series wall configurations, eliminating the need for additional putty pads, mineral wool insulation or alternate construction saving the contractor both time and money. See pages 4 and 5 for more information.

Look for our classification CEYY “Outlet Boxes and Fittings Classified for Fire Resistance” on our web site at www.alliedmoulded.com or in the UL® online certification directory at www.ul.com. Additional documentation from these testing processes is available for examination upon request.

Labor Saving Features

With innovative products designed for the electrical contractor, Allied offers the largest, most complete line of box sizes and attachment brackets in the industry for a wide variety of applications. A few of the most popular attachments are:

1. The “S” snap bracket or a “W” wing bracket for secure old work box installation.
2. “BH” and “16” adjustable bar hangers for maximum support of ceiling boxes used for fixture support.
3. “Z” brackets with metal spurs to fasten wall boxes to wood or steel studs.
4. The “B” adjustable stabilizing bar, available on 2, 3, 4 or 5 gang boxes, for more secure mounting used in conjunction with nails or “Z” brackets.



- A. Offset gauge marks on box give positive stop for the proper wall thickness.
- B. Bright common nails or pierce-point screws fit securely in specially designed supports and are angled for easy installation.
- C. Tapered and machine tapped device holes allow device screw to be started by hand and speed installation time with high torque screwdrivers.
- D. Cubic inch capacity clearly marked and easy for contractor and inspector to locate and identify.
- E. Proudly UL® listed.
- F. Knockouts on fiberglass boxes are complete, reducing drafts and easily removed with wire for no tools installation.
- G. Leveling ribs position face of box parallel to wall surface.
- H. “Z” brackets are designed to securely hold box to wood or steel studs. Brackets also provide proper 1/4” or 1/2” offset.
- I. 2-Hour Fire Rated clearly marked for easy inspector identification.
- J. Non-metallic Speed “K” Klamps™ dependably secure wire in box. Should a knockout be inadvertently opened and not used, the Speed “K” Klamp™ is considered sufficient closure of the opening per UL®.

We Can Stand the Heat:



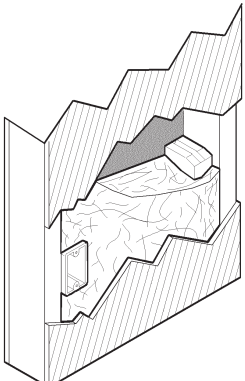
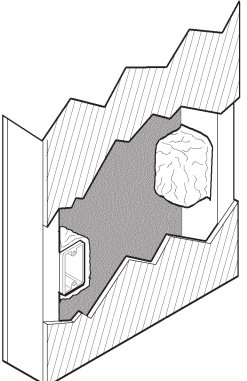
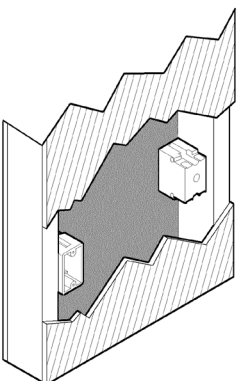
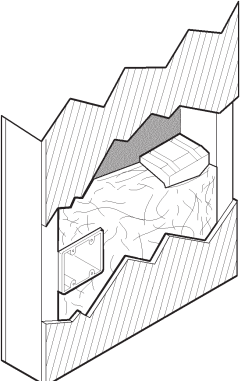
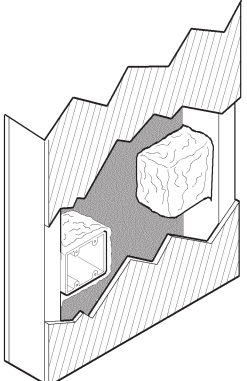
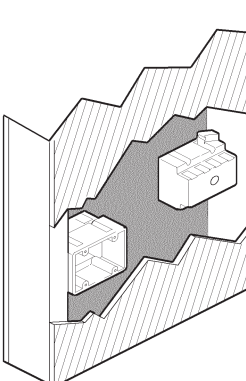
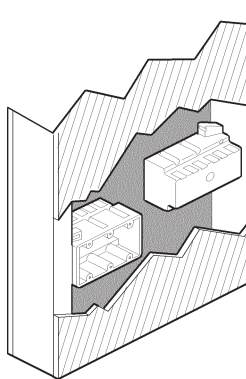
Now you can mount Allied Moulded outlet boxes* in the same stud cavity without any additional fire resistive protection!



We've been telling you for years that Allied fiberglass outlet boxes can truly take the heat. Now there's solid proof backed by Underwriters Laboratories test results. When penetrating all U300 Series fire resistive wall assemblies (including staggered stud) with Allied outlet boxes, up to and including our three gang, you can now mount two boxes in the same stud cavity on opposite sides of the wall without using any additional protection. That's right—no mineral wool batt or putty pads needed to insulate the box. **Absolutely no additional fire resistant protection required!** Prime application examples include a wall between multi-family dwellings.

In this or any other application, Allied Moulded outlet boxes are proven so reliable you can feel confident using them for all your outlet box needs. Look for our classification CEYY "Outlet Boxes and Fittings Classified for Fire Resistance" on our web site at www.alliedmoulded.com or in the UL® online certification directory at www.ul.com. Additional documentation from these testing processes is available for examination upon request.

**Up to and including three gang boxes*

	Thermoplastic Boxes		Allied Fiberglass Boxes
Single Gang	 <p>COMPETITION 2 BOXES SAME STUD CAVITY MINERAL WOOL BATT REQUIRED</p>	 <p>COMPETITION 2 BOXES SAME STUD CAVITY PUTTY PADS REQUIRED</p>	 <p>ALLIED 2 BOXES SAME STUD CAVITY NO ADDITIONAL FIRE RESISTIVE MATERIAL REQUIRED</p>
Two Gang	 <p>COMPETITION 2 BOXES SAME STUD CAVITY MINERAL WOOL BATT REQUIRED</p>	 <p>COMPETITION 2 BOXES SAME STUD CAVITY PUTTY PADS REQUIRED</p>	 <p>ALLIED 2 BOXES SAME STUD CAVITY NO ADDITIONAL FIRE RESISTIVE MATERIAL REQUIRED</p>
Three Gang	<p>NOT RATED for use in same stud cavity</p>		 <p>ALLIED 2 BOXES SAME STUD CAVITY NO ADDITIONAL FIRE RESISTIVE MATERIAL REQUIRED</p>

We Can Stand the Heat





Reduction in Horizontal Box Separation in Fire Resistance Rated Walls



1. In what type of construction would this rating apply?

This rating applies where non-metallic sheathed cable is used and walls are constructed of wood and non load bearing steel studs and gypsum.

2. If the box is marked with a 2-hour wall rating, is this the same thing?

A box that is marked with 2-hour wall rating means that you can install the box in a 2-hour fire resistive wall or walls with less than 2-hour rating. To find out details of the installation, you must read the instructions found in the UL® Fire Resistive Directory or from the UL® card provided by the manufacturer.

The Directory or UL® card describes the following:

- Those boxes suitable for use in the wall by basic model number
- The maximum size opening in square inches
- The maximum openings in total square inches per 100 square feet
- The maximum clearance around the box
- The type construction of the wall assembly – “wood studs and gypsum”
- The wall designs such as “U-300 Series” meaning all wall designs found in the UL Fire Resistive Directory from U-301 through U-370, including those staggered stud designs and separated wall designs
- Horizontal separation when mounted on opposite sides of the wall
- Cover plate material (when limited)

3. What is the maximum size box that can go into the same stud cavity?

Paragraph #2 of the card states for those fire resistive wall designs with or without insulation, the maximum size box is a 3 gang 3300, 3303, 9313 (22.0 sq. in.). These boxes can be mounted in all U-300 Series walls with a horizontal separation of three inches when boxes are mounted on opposite sides of the wall. **Note: This does include staggered stud construction.**

4. Does this rating apply to staggered stud configuration?

Yes. U-300 Series walls have both staggered stud designs in addition to separated type walls.

5. Will I still need to use mineral wool or fiberglass insulation?

The wall assembly design dictates the need for insulation. The wall design does not change when penetrated by Allied Moulded outlet boxes.

6. What if I am actually putting double drywall in the middle to help with sound?

If the wall is constructed of wood studs and gypsum board and is a 2-hour or less fire resistive rated, the penetration with an Allied Moulded outlet box will not cause the wall to be derated as long as it is installed according to instructions.

7. Can I put the boxes back to back?

The Fire Resistive card says the boxes must be separated by three inches horizontal separation but not back to back.

8. Do you still have to caulk the knockouts that are penetrated by the wire?

Boxes were tested with non-metallic sheathed cable installed. No caulk is necessary where knockouts are penetrated by the non-metallic sheathed cable.

9. If I accidentally open a knockout I do not need, do I need to caulk it?

The National Electrical Code requires all unused open knockouts to be closed. Allied Moulded's Speed “K” Klamp™ is an accepted means of closing the knockout (documentation available upon request). Open unused knockouts in boxes without Speed “K” Klamps™ would need to be closed.

10. Is there a rating that relates to vertical separation?

Not to our knowledge.

11. Does this apply to ceiling configurations, as well?

The instructions for ceiling penetrations are found on the same documentation as the wall boxes; however, the instructions are different.

12. Does this apply to low voltage devices?

The fire resistive rating is for Allied Moulded boxes penetrating fire resistive walls classified at 2 hours or less. What is placed inside the box is covered by the National Electrical Code and does not affect the fire resistive rating of the box.

13. Which inspector will be enforcing this code? Electrical or Building or Fire?

Minimum horizontal box separation is a requirement of the applicable building code. Generally, the electrical inspector will view the installation first, but final compliance falls on the building inspector.

Please contact our Technical Support Department for clarification on this listing or to address any further questions.




Virtually eliminate clamp breakage during knockout • Easy “no tools” installation • Secures wires quickly and dependably


Punching through the knockouts on ordinary electrical boxes often requires a screwdriver and leads to damaged clamps that compromise a box’s safety and code compliance.* But Allied Moulded’s Speed “K” Klamps™ eliminate the risk and problem of broken clamps. Fast, easy entry knockouts can be pushed through with the wire. No tools required. No broken clamps. It’s a one-two punch that leaves the competition down for the count.

Allied offers a unique non-metallic wire clamping system featuring UL® listing, faster installation, and a no cost way of meeting National Electrical Code requirements. Should a knockout be inadvertently opened and not used, the Speed “K” Klamp™ is considered sufficient closure of the opening per UL®. Documentation is available upon request.


*Reference 2008 NEC 314.17(C)



2. Insert the conductors from the outside of the box into the appropriate knockout and **OVER THE TOP** of the Speed “K” Klamp™ until the outer jacket extends at least 1/2” past the top of the klamp.



1. Remove the knockout and prepare the conductors to enter the box per NEC.



3. Bend wire 90° over Speed “K” Klamp™.
4. Pull wire from outside of box to ensure Speed “K” Klamp™ engagement.

Component Descriptions and Ordering Information



We want it to be as easy as possible for you to locate the right outlet boxes to meet your needs. Most Allied Moulded boxes can be manufactured with these letter coded components. For example, steel stud screws may be ordered when applicable by adding the suffix "SS" to the basic catalog number, i.e., 1098-SS.



B The adjustable stabilizing bar is available on the 3, 4 and 5 gang boxes and used in conjunction with Nails or Z hangers.




G The grounding strap on outlet boxes permits the lighting fixture to be grounded when necessary. Available on round boxes.



S Snap bracket pushes through opening in wallboard, then snaps out on the back side.



Z The "Z" hanger which mounts on stud face has spurs to secure the hanger to wood and steel studs.



HL "HL" hanger which mounts on the side of the stud or joist, has spurs which hold the hanger to the joist for easier nailing.




SS Pierce point sheet metal screws are installed for easy penetration of non-load bearing steel studs 22 gauge or lighter.




2Z "Z" hangers are installed on both sides of the box.



V "V" Polyurethane seal for use in single sheet drywall applications.



E Metal ears are securely molded into the box.



N Nails are installed as fastening devices. Fetter ring nails, when offered, allow for extra strength when nailed into stud or joist.



W When wing bracket screws are tightened, the box is drawn firmly against the wall.



HF "HF" hanger which mounts flush on the side of the stud, has spurs which hold the hanger to the stud for easier nailing.



HN With the "HN" hanger, application is quick and easy because nails are installed.



BH "BH" Bar Hanger adjustable bar assembly for either 16" or 24" joist spacing.



16 "16" bar hanger is specifically designed for box location in max 16" joist spacing.



V2 "V2" Polyurethane seal for use in double 5/8" drywall applications.

Factory Installed Clamps



Catalog numbers with the suffix "K" indicates factory installed non-metallic Speed Klamps™.



Catalog numbers with the suffix "C" indicate factory installed wire clamps. The number following the "C" indicates the number of wire clamps i.e., "C4" = 4 wire clamps.

Residential Switch or Receptacle Box



Series Nail-On




Cu. In. Volume	Catalog Number	Component Description	D	W	H	UPC# 85339	Std. Pkg. Qty.	Std. Pkg. Wt. (lb.)
18.0	1096-N	Internal mid-nails	3	2-1/4	3-13/16	24414	100	31
20.5	1098-N	Angled mid-nails	3-1/4	2-1/4	3-13/16	25001	100	34
22.5	1099-N*	Angled mid-nails	3-9/16	2-1/4	3-3/4	26000	100	39
22.5	1099-NRED	Same as 1099-N but molded in red for fire circuits	3-9/16	2-1/4	3-3/4	96500	24	9

Series Steel Stud Screws



Cu. In. Volume	Catalog Number	Component Description	D	W	H	UPC# 85339	Std. Pkg. Qty.	Std. Pkg. Wt. (lb.)
18.0	1096-SS	Steel stud screws for use with non-load bearing studs 22 gauge or lighter	3	2-1/4	3-13/16	24421	100	31
20.5	1098-SS	Steel stud screws for use with non-load bearing studs 22 gauge or lighter	3-1/4	2-1/4	3-13/16	25009	100	34
22.5	1099-SS*	Steel stud screws for use with non-load bearing studs 22 gauge or lighter	3-9/16	2-1/4	3-3/4	26001	100	39

Series "Z" Hanger



Cu. In. Volume	Catalog Number	Component Description	D	W	H	UPC# 85339	Std. Pkg. Qty.	Std. Pkg. Wt. (lb.)
18.0	1096-Z2	1/4" offset, "Z" hanger	3	2-1/4	3-13/16	24402	50	26
18.0	1096-Z4	1/2" offset, "Z" hanger	3	2-1/4	3-13/16	24406	50	26
20.5	1098-Z2* (Top photo)	1/4" offset, "Z" hanger	3-1/4	2-1/4	3-13/16	25030	50	27
20.5	1098-Z4	1/2" offset, "Z" hanger	3-1/4	2-1/4	3-13/16	25040	50	27
20.5	1098-Z4H* (Btm photo)	1/2" offset, horizontal mount "Z" hanger	3-1/4	2-1/4	3-13/16	25025	50	27
22.5	1099-Z4	1/2" offset, "Z" hanger	3-9/16	2-1/4	3-3/4	26003	50	29

9303-H



Cu. In. Volume	Catalog Number	Component Description	D	W	H	UPC# 85339	Std. Pkg. Qty.	Std. Pkg. Wt. (lb.)
6.0	9303-H	Side mount hanger, 1/4" offset, not UL® listed	1-1/16	2-1/4	3-5/8	10021	100	20

9327-N



Cu. In. Volume	Catalog Number	Component Description	D	W	H	UPC# 85339	Std. Pkg. Qty.	Std. Pkg. Wt. (lb.)
20.5	9327-N	Back nails	3-1/4	2-3/8	3-5/8	10195	50	17

* Indicates model shown • See page 7 for Attachment Coding descriptions

Residential Switch or Receptacle Box



Series 9331-E




Cu. In. Volume	Catalog Number	Component Description	D	W	H	UPC# 85339	Std. Pkg. Qty.	Std. Pkg. Wt. (lb.)
14.0	9331-E	Ears, Speed Klamps™- bulk packed	2-1/2	2-3/8	3-1/4	10235	100	27
14.0	9331-EC2	Ears, 2 wire clamps-factory installed	2-1/2	2-3/8	3-1/4	10236	100	31
14.0	9331-EK*	Ears, Speed Klamps™-factory installed	2-1/2	2-3/8	3-1/4	10239	100	28

Series 9331-ES



Cu. In. Volume	Catalog Number	Component Description	D	W	H	UPC# 85339	Std. Pkg. Qty.	Std. Pkg. Wt. (lb.)
14.0	9331-ES	Ears, snap bracket, Speed Klamps™-bulk packed	2-1/2	2-3/8	3-1/4	10242	50	21
14.0	9331-ESC2	Ears, snap bracket, 2 wire clamps-factory installed	2-1/2	2-3/8	3-1/4	10244	50	23
14.0	9331-ESK*	Ears, snap bracket, Speed Klamps™-factory installed	2-1/2	2-3/8	3-1/4	10243	50	21

Series 9331-EW




Cu. In. Volume	Catalog Number	Component Description	D	W	H	UPC# 85339	Std. Pkg. Qty.	Std. Pkg. Wt. (lb.)
14.0	9331-EW	Ears, wing brackets, Speed Klamps™ bulk packed	2-1/2	2-3/8	3-1/4	38500	100	30
14.0	9331-EWC2	Ears, wing brackets, 2 wire clamps-factory installed	2-1/2	2-3/8	3-1/4	38510	100	33
14.0	9331-EWK*	Ears, wing brackets, Speed Klamps™-factory installed	2-1/2	2-3/8	3-1/4	38511	100	30

Series 9361-E



Cu. In. Volume	Catalog Number	Component Description	D	W	H	UPC# 85339	Std. Pkg. Qty.	Std. Pkg. Wt. (lb.)
16.0	9361-E	Ears, Speed Klamps™-bulk packed	2-7/8	2-3/8	3-1/4	10555	100	29
16.0	9361-EC2	Ears, 2 wire clamps-factory installed	2-7/8	2-3/8	3-1/4	10560	100	32
16.0	9361-EK*	Ears, Speed Klamps™-factory installed	2-7/8	2-3/8	3-1/4	10561	100	29

Series 9361-ES



Cu. In. Volume	Catalog Number	Component Description	D	W	H	UPC# 85339	Std. Pkg. Qty.	Std. Pkg. Wt. (lb.)
16.0	9361-ES	Ears, snap bracket, Speed Klamps™-bulk packed	2-7/8	2-3/8	3-1/4	10562	50	22
16.0	9361-ESC2	Ears, snap bracket, 2 wire clamps-factory installed	2-7/8	2-3/8	3-1/4	10564	50	24
16.0	9361-ESK*	Ears, snap bracket, Speed Klamps™-factory installed	2-7/8	2-3/8	3-1/4	10566	50	22

* Indicates model shown • See page 7 for Attachment Coding descriptions

Single Gang:



ALLIED
MOULDED
PRODUCTS, Inc.

Residential Switch or Receptacle Box




Series 9363-E



Cu. In. Volume	Catalog Number	Component Description	D	W	H	UPC# 85339	Std. Pkg. Qty.	Std. Pkg. Wt. (lb.)
16.0	9363-E	Ears, Speed Klamps™-bulk packed	2-7/8	2-3/8	3-1/4	10570	100	30
16.0	9363-EC2	Ears, 2 wire clamps-factory installed	2-7/8	2-3/8	3-1/4	10571	100	32
16.0	9363-EK*	Ears, Speed Klamps™-factory installed	2-7/8	2-3/8	3-1/4	10576	100	30

Series 9363-EW




Cu. In. Volume	Catalog Number	Component Description	D	W	H	UPC# 85339	Std. Pkg. Qty.	Std. Pkg. Wt. (lb.)
16.0	9363-EW	Ears, wing brackets, Speed Klamps™-bulk packed	2-7/8	2-3/8	3-1/4	10572	100	32
16.0	9363-EWC2	Ears, wing brackets, 2 wire clamps-factory installed	2-7/8	2-3/8	3-1/4	10573	100	35
16.0	9363-EWK*	Ears, wing brackets, Speed Klamps™-factory installed	2-7/8	2-3/8	3-1/4	10578	100	32

Series 9368-E



Cu. In. Volume	Catalog Number	Component Description	D	W	H	UPC# 85339	Std. Pkg. Qty.	Std. Pkg. Wt. (lb.)
18.0	9368-E	Ears, Speed Klamps™-bulk packed	3-3/16	2-3/8	3-1/4	76000	100	31
18.0	9368-EK*	Ears, Speed Klamps™-factory installed	3-3/16	2-3/8	3-1/4	76003	100	32

Series 9368-EW



Cu. In. Volume	Catalog Number	Component Description	D	W	H	UPC# 85339	Std. Pkg. Qty.	Std. Pkg. Wt. (lb.)
18.0	9368-EW	Ears, wing brackets, Speed Klamps™-bulk packed	3-3/16	2-3/8	3-1/4	76002	100	34
18.0	9368-EWK*	Ears, wing brackets, Speed Klamps™-factory installed	3-3/16	2-3/8	3-1/4	76001	100	34

fiberglassBOX™ Single Gang


* Indicates model shown • See page 7 for Attachment Coding descriptions



Residential Switch or Receptacle Box




Series 2300-2Z2




Cu. In. Volume	Catalog Number	Component Description	D	W	H	UPC# 85339	Std. Pkg. Qty.	Std. Pkg. Wt. (lb.)
32.5	2300-2Z2	1/4" offset, "Z" hanger each side of box, Speed Klamps™-bulk packed	3	4	3-3/4	12500	12	13
32.5	2300-2Z2K*	1/4" offset, "Z" hanger each side of box, Speed Klamps™-factory installed	3	4	3-3/4	12501	12	13

Series 2300-N




Cu. In. Volume	Catalog Number	Component Description	D	W	H	UPC# 85339	Std. Pkg. Qty.	Std. Pkg. Wt. (lb.)
32.5	2300-N	Angled mid-nails, Speed Klamps™-bulk packed	3	4	3-3/4	12125	50	29
32.5	2300-NC2	Angled mid-nails, 2 wire clamps-factory installed	3	4	3-3/4	12135	50	30
32.5	2300-NC4	Angled mid-nails, 4 wire clamps-factory installed	3	4	3-3/4	12145	50	30
32.5	2300-NK*	Angled mid-nails, Speed Klamps™-factory installed	3	4	3-3/4	12127	50	29

Series 2300-SS



Cu. In. Volume	Catalog Number	Component Description	D	W	H	UPC# 85339	Std. Pkg. Qty.	Std. Pkg. Wt. (lb.)
32.5	2300-SS	Steel stud screws for use with non-load bearing studs 22 gauge or lighter, Speed Klamps™-bulk packed	3	4	3-3/4	12202	50	29
32.5	2300-SSK*	Steel stud screws for use with non-load bearing studs 22 gauge or lighter, Speed Klamps™-factory installed	3	4	3-3/4	12203	50	29

Series 2300-Z2



Cu. In. Volume	Catalog Number	Component Description	D	W	H	UPC# 85339	Std. Pkg. Qty.	Std. Pkg. Wt. (lb.)
32.5	2300-Z2	1/4" offset, "Z" hanger, Speed Klamps™-bulk packed	3	4	3-3/4	12400	50	38
32.5	2300-Z2K*	1/4" offset, "Z" hanger, Speed Klamps™-factory installed	3	4	3-3/4	12401	50	38
32.5	2300-Z4	1/2" offset, "Z" hanger, Speed Klamps™-bulk packed	3	4	3-3/4	12700	50	38
32.5	2300-Z4K	1/2" offset, "Z" hanger, Speed Klamps™-factory installed	3	4	3-3/4	12701	50	38

Series 2302-N



Cu. In. Volume	Catalog Number	Component Description	D	W	H	UPC# 85339	Std. Pkg. Qty.	Std. Pkg. Wt. (lb.)
37.0	2302-N	Angled mid-nails, Speed Klamps™-bulk packed	3-7/16	4	3-3/4	13060	50	31
37.0	2302-NC2	Angled mid-nails, 2 wire clamps-factory installed	3-7/16	4	3-3/4	13065	50	33
37.0	2302-NC4	Angled mid-nails, 4 wire clamps-factory installed	3-7/16	4	3-3/4	13070	50	34
37.0	2302-NK*	Angled mid-nails, Speed Klamps™-factory installed	3-7/16	4	3-3/4	13075	50	32
	2302-NKRED	Same as 2302-NK but molded in red for fire circuits				96501	12	8

* Indicates model shown • See page 7 for Attachment Coding descriptions






Residential Switch or Receptacle Box




Series 2302-SS




Cu. In. Volume	Catalog Number	Component Description	D	W	H	UPC# 85339	Std. Pkg. Qty.	Std. Pkg. Wt. (lb.)
37.0	2302-SS	Steel stud screws for use with non-load bearing studs 22 gauge or lighter, Speed Klamps™-bulk packed	3-7/16	4	3-3/4	13080	50	33
37.0	2302-SSK*	Steel stud screws for use with non-load bearing studs 22 gauge or lighter, Speed Klamps™-factory installed	3-7/16	4	3-3/4	13081	50	33

Series 2302-Z4



Cu. In. Volume	Catalog Number	Component Description	D	W	H	UPC# 85339	Std. Pkg. Qty.	Std. Pkg. Wt. (lb.)
37.0	2302-Z4	1/2" offset, "Z" hanger, Speed Klamps™-bulk packed	3-7/16	4	3-3/4	13082	50	40
37.0	2302-Z4K*	1/2" offset, "Z" hanger, Speed Klamps™-factory installed	3-7/16	4	3-3/4	13083	50	40

Low Voltage Partition




Catalog Number	Component Description	UPC# 85339	Std. Pkg. Qty.	Std. Pkg. Wt. (lb.)
LVP-1	Low voltage divider plate for use with 2302, 3303, 4304, 5305 Series and 9314 only. See 2008 NEC 800.133(A)(1)(c).	80000	50. Consists of five (5) packages of 10 pieces each.	2

Series 9312-E




Cu. In. Volume	Catalog Number	Component Description	D	W	H	UPC# 85339	Std. Pkg. Qty.	Std. Pkg. Wt. (lb.)
28.0	9312-E	Ears, Speed Klamps™-bulk packed	2-3/4	4-1/8	3-1/4	10064	50	23
28.0	9312-EK*	Ears, Speed Klamps™-factory installed	2-3/4	4-1/8	3-1/4	29112	50	24

Series 9312-EW



Cu. In. Volume	Catalog Number	Component Description	D	W	H	UPC# 85339	Std. Pkg. Qty.	Std. Pkg. Wt. (lb.)
28.0	9312-EW	Ears, wing brackets, Speed Klamps™-bulk packed	2-3/4	4-1/8	3-1/4	29100	50	25
28.0	9312-EWC2	Ears, wing brackets, 2 wire clamps-factory installed	2-3/4	4-1/8	3-1/4	29110	50	26
28.0	9312-EWC4	Ears, wing brackets, 4 wire clamps-factory installed	2-3/4	4-1/8	3-1/4	29120	50	28
28.0	9312-EWK*	Ears, wing brackets, Speed Klamps™-factory installed	2-3/4	4-1/8	3-1/4	29111	50	25

Series 9329-EW



Cu. In. Volume	Catalog Number	Component Description	D	W	H	UPC# 85339	Std. Pkg. Qty.	Std. Pkg. Wt. (lb.)
32.5	9329-EW	Ears, wing brackets, Speed Klamps™-bulk packed	3-1/4	4-1/8	3-1/4	10801	50	25
32.5	9329-EWK*	Ears, wing brackets, Speed Klamps™-factory installed	3-1/4	4-1/8	3-1/4	10802	50	25


* Indicates model shown • See page 7 for Attachment Coding descriptions



Residential Switch or Receptacle Box




Series 3300-2Z




Cu. In. Volume	Catalog Number	Component Description	D	W	H	UPC# 85339	Std. Pkg. Qty.	Std. Pkg. Wt. (lb.)
46.0	3300-2Z2	1/4" offset, "Z" hanger each side of box, Speed Klamps™-bulk packed	3	5-11/16	3-3/4	14700	25	27
46.0	3300-2Z2K*	1/4" offset, "Z" hanger each side of box, Speed Klamps™-factory installed	3	5-11/16	3-3/4	14702	25	27
46.0	3300-2Z4	1/2" offset, "Z" hanger each side of box, Speed Klamps™-bulk packed	3	5-11/16	3-3/4	15120	25	27
46.0	3300-2Z4K	1/2" offset, "Z" hanger each side of box, Speed Klamps™-factory installed	3	5-11/16	3-3/4	15121	25	27

Series 3300-N




Cu. In. Volume	Catalog Number	Component Description	D	W	H	UPC# 85339	Std. Pkg. Qty.	Std. Pkg. Wt. (lb.)
46.0	3300-N	Angled mid-nails, Speed Klamps™-bulk packed	3	5-11/16	3-3/4	14175	20	15
46.0	3300-NC3	Angled mid-nails, 3 wire clamps-factory installed	3	5-11/16	3-3/4	14190	20	16
46.0	3300-NC6	Angled mid-nails, 6 wire clamps-factory installed	3	5-11/16	3-3/4	14205	20	18
46.0	3300-NK*	Angled mid-nails, Speed Klamps™-factory installed	3	5-11/16	3-3/4	14177	20	16

Series 3300-NB



Cu. In. Volume	Catalog Number	Component Description	D	W	H	UPC# 85339	Std. Pkg. Qty.	Std. Pkg. Wt. (lb.)
46.0	3300-NB	Angled mid-nails, adj. stabilizing bar, Speed Klamps™-bulk packed	3	5-11/16	3-3/4	14210	20	21
46.0	3300-NBC3	Angled mid-nails, adj. stabilizing bar, 3 wire clamps-factory installed	3	5-11/16	3-3/4	14225	20	21
46.0	3300-NBK*	Angled mid-nails, adj. stabilizing bar, Speed Klamps™-factory installed	3	5-11/16	3-3/4	14212	20	21

Series 3300-SS




Cu. In. Volume	Catalog Number	Component Description	D	W	H	UPC# 85339	Std. Pkg. Qty.	Std. Pkg. Wt. (lb.)
46.0	3300-SS	Steel stud screws for use with non-load bearing studs 22 gauge or lighter, Speed Klamps™-bulk packed	3	5-11/16	3-3/4	14522	20	16
46.0	3300-SSK*	Steel stud screws for use with non-load bearing studs 22 gauge or lighter, Speed Klamps™-factory installed	3	5-11/16	3-3/4	14524	20	16

* Indicates model shown • See page 7 for Attachment Coding descriptions

Residential Switch or Receptacle Box




Series 3300-SSB




Cu. In. Volume	Catalog Number	Component Description	D	W	H	UPC# 85339	Std. Pkg. Qty.	Std. Pkg. Wt. (lb.)
46.0	3300-SSB	Steel stud screws for use with non-load bearing studs 22 gauge or lighter, adj. stabilizing bar, Speed Klamps™-bulk packed	3	5-11/16	3-3/4	14521	20	21
46.0	3300-SSBK*	Steel stud screws for use with non-load bearing studs 22 gauge or lighter, adj. stabilizing bar, Speed Klamps™-factory installed	3	5-11/16	3-3/4	14523	20	22

Series 3300-Z



Cu. In. Volume	Catalog Number	Component Description	D	W	H	UPC# 85339	Std. Pkg. Qty.	Std. Pkg. Wt. (lb.)
46.0	3300-Z2	1/4" offset, "Z" hanger, Speed Klamps™-bulk packed	3	5-11/16	3-3/4	14560	25	23
46.0	3300-Z2K*	1/4" offset, "Z" hanger, Speed Klamps™-factory installed	3	5-11/16	3-3/4	14562	25	24
46.0	3300-Z4	1/2" offset, "Z" hanger, Speed Klamps™-bulk packed	3	5-11/16	3-3/4	14980	25	23
46.0	3300-Z4K	1/2" offset, "Z" hanger, Speed Klamps™-factory installed	3	5-11/16	3-3/4	15017	25	23

Series 3300-Z2B



Cu. In. Volume	Catalog Number	Component Description	D	W	H	UPC# 85339	Std. Pkg. Qty.	Std. Pkg. Wt. (lb.)
46.0	3300-Z2B	1/4" offset, "Z" hanger, adj. stabilizing bar, Speed Klamps™-bulk packed	3	5-11/16	3-3/4	14595	20	25
46.0	3300-Z2BK*	1/4" offset, "Z" hanger, adj. stabilizing bar, Speed Klamps™-factory installed	3	5-11/16	3-3/4	14597	20	25

Series 3303-Z24



Cu. In. Volume	Catalog Number	Component Description	D	W	H	UPC# 85339	Std. Pkg. Qty.	Std. Pkg. Wt. (lb.)
56.5	3303-Z24	1/2" offset, "Z" hanger each side of box, Speed Klamps™-bulk packed	3-5/8	5-11/16	3-3/4	15222	25	32
56.5	3303-Z24K*	1/2" offset, "Z" hanger each side of box, Speed Klamps™-factory installed	3-5/8	5-11/16	3-3/4	15223	25	32

Series 3303-N



Cu. In. Volume	Catalog Number	Component Description	D	W	H	UPC# 85339	Std. Pkg. Qty.	Std. Pkg. Wt. (lb.)
56.5	3303-N	Angled mid-nails, Speed Klamps™-bulk packed	3-5/8	5-11/16	3-3/4	15200	20	17
56.5	3303-NK* (Top photo)	Angled mid-nails, Speed Klamps™-factory installed	3-5/8	5-11/16	3-3/4	15201	20	18


* Indicates model shown • See page 7 for Attachment Coding descriptions



Residential Switch or Receptacle Box




Series 3303-NB




Cu. In. Volume	Catalog Number	Component Description	D	W	H	UPC# 85339	Std. Pkg. Qty.	Std. Pkg. Wt. (lb.)
56.5	3303-NB	Angled mid-nails, adj. stabilizing bar, Speed Klamps™-bulk packed	3-5/8	5-11/16	3-3/4	15207	20	23
56.5	3303-NBK*	Angled mid-nails, adj. stabilizing bar, Speed Klamps™-factory installed	3-5/8	5-11/16	3-3/4	15208	20	23

Series 3303-SS




Cu. In. Volume	Catalog Number	Component Description	D	W	H	UPC# 85339	Std. Pkg. Qty.	Std. Pkg. Wt. (lb.)
56.5	3303-SS	Steel stud screws for use with non-load bearing studs 22 gauge or lighter, Speed Klamps™-bulk packed	3-5/8	5-11/16	3-3/4	15203	20	17
56.5	3303-SSK*	Steel stud screws for use with non-load bearing studs 22 gauge or lighter, Speed Klamps™-factory installed	3-5/8	5-11/16	3-3/4	15204	20	17

Series 3303-Z4




Cu. In. Volume	Catalog Number	Component Description	D	W	H	UPC# 85339	Std. Pkg. Qty.	Std. Pkg. Wt. (lb.)
56.5	3303-Z4	1/2" offset, "Z" hanger, Speed Klamps™-bulk packed	3-5/8	5-11/16	3-3/4	15205	20	22
56.5	3303-Z4K*	1/2" offset, "Z" hanger, Speed Klamps™-factory installed	3-5/8	5-11/16	3-3/4	15206	20	22

Low Voltage Partition



Catalog Number	Component Description	UPC# 85339	Std. Pkg. Qty.	Std. Pkg. Wt. (lb.)
LVP-1	Low voltage divider plate for use with 2302, 3303, 4304, 5305 Series and 9314 only. See 2008 NEC 800.133(A)(1)(c).	80000	50 Consists of five (5) packages of 10 pieces each.	2

Series 9313-EW



Cu. In. Volume	Catalog Number	Component Description	D	W	H	UPC# 85339	Std. Pkg. Qty.	Std. Pkg. Wt. (lb.)
42.5	9313-EW	Ears, wing brackets, Speed Klamps™-bulk packed	2-7/8	5-15/16	3-1/4	10093	25	16
42.5	9313-EWC3	Ears, wing brackets, 3 wire clamps-factory installed	2-7/8	5-15/16	3-1/4	10095	25	17
42.5	9313-EWK*	Ears, wing brackets, Speed Klamps™-factory installed	2-7/8	5-15/16	3-1/4	10094	25	16

* Indicates model shown • See page 7 for Attachment Coding descriptions






Residential Switch or Receptacle Box




Series 4300-2Z2




Cu. In. Volume	Catalog Number	Component Description	D	W	H	UPC# 85339	Std. Pkg. Qty.	Std. Pkg. Wt. (lb.)
60.0	4300-2Z2	1/4" offset, "Z" hanger each side of box, Speed Klamps™-bulk packed	3	7-1/2	3-3/4	16905	12	15
60.0	4300-2Z2K*	1/4" offset, "Z" hanger each side of box, Speed Klamps™-factory installed	3	7-1/2	3-3/4	16907	12	16

Series 4300-N




Cu. In. Volume	Catalog Number	Component Description	D	W	H	UPC# 85339	Std. Pkg. Qty.	Std. Pkg. Wt. (lb.)
60.0	4300-N	Angled mid-nails, Speed Klamps™-bulk packed	3	7-1/2	3-3/4	16225	20	18
60.0	4300-NC4	Angled mid-nails, 4 wire clamps-factory installed	3	7-1/2	3-3/4	16245	20	20
60.0	4300-NK*	Angled mid-nails, Speed Klamps™-factory installed	3	7-1/2	3-3/4	16226	20	19

Series 4300-NB




Cu. In. Volume	Catalog Number	Component Description	D	W	H	UPC# 85339	Std. Pkg. Qty.	Std. Pkg. Wt. (lb.)
60.0	4300-NB	Angled mid-nails, adj. stabilizing bar, Speed Klamps™-bulk packed	3	7-1/2	3-3/4	16270	20	25
60.0	4300-NBC4	Angled mid-nails, adj. stabilizing bar, 4 wire clamps-factory installed	3	7-1/2	3-3/4	16290	20	25
60.0	4300-NBK*	Angled mid-nails, adj. stabilizing bar, Speed Klamps™-factory installed	3	7-1/2	3-3/4	16271	20	24

Series 4300-SS




Cu. In. Volume	Catalog Number	Component Description	D	W	H	UPC# 85339	Std. Pkg. Qty.	Std. Pkg. Wt. (lb.)
60.0	4300-SS	Steel stud screws for use with non-load bearing studs 22 gauge or lighter, Speed Klamps™-bulk packed	3	7-1/2	3-3/4	16233	20	19
60.0	4300-SSK*	Steel stud screws for use with non-load bearing studs 22 gauge or lighter, Speed Klamps™-factory installed	3	7-1/2	3-3/4	16232	20	19

Series 4300-SSB



Cu. In. Volume	Catalog Number	Component Description	D	W	H	UPC# 85339	Std. Pkg. Qty.	Std. Pkg. Wt. (lb.)
60.0	4300-SSB	Steel stud screws for use with non-load bearing studs 22 gauge or lighter, adj. stabilizing bar, Speed Klamps™-bulk packed	3	7-1/2	3-3/4	16229	20	26
60.0	4300-SSBK*	Steel stud screws for use with non-load bearing studs 22 gauge or lighter, adj. stabilizing bar, Speed Klamps™-factory installed	3	7-1/2	3-3/4	16234	20	27

Series 4300-Z2



Cu. In. Volume	Catalog Number	Component Description	D	W	H	UPC# 85339	Std. Pkg. Qty.	Std. Pkg. Wt. (lb.)
60.0	4300-Z2	1/4" offset, "Z" hanger, Speed Klamps™-bulk packed	3	7-1/2	3-3/4	16725	12	14
60.0	4300-Z2K*	1/4" offset, "Z" hanger, Speed Klamps™-factory installed	3	7-1/2	3-3/4	16906	12	14

* Indicates model shown • See page 7 for Attachment Coding descriptions



Residential Switch or Receptacle Box




Series 4300-Z2B




Cu. In. Volume	Catalog Number	Component Description	D	W	H	UPC# 85339	Std. Pkg. Qty.	Std. Pkg. Wt. (lb.)
60.0	4300-Z2B	1/4" offset, "Z" hanger, adj. stabilizing bar, Speed Klamps™-bulk packed	3	7-1/2	3-3/4	16770	6	9
60.0	4300-Z2BK*	1/4" offset, "Z" hanger, adj. stabilizing bar, Speed Klamps™-factory installed	3	7-1/2	3-3/4	16771	6	9

Series 4304-Z24




Cu. In. Volume	Catalog Number	Component Description	D	W	H	UPC# 85339	Std. Pkg. Qty.	Std. Pkg. Wt. (lb.)
75.0	4304-Z24	1/2" offset, "Z" hanger each side of box, Speed Klamps™-bulk packed	3-9/16	7-1/2	3-3/4	17560	12	17
75.0	4304-Z24K*	1/2" offset, "Z" hanger, each side of box, Speed Klamps™-factory installed	3-9/16	7-1/2	3-3/4	17561	12	17

Series 4304-N




Cu. In. Volume	Catalog Number	Component Description	D	W	H	UPC# 85339	Std. Pkg. Qty.	Std. Pkg. Wt. (lb.)
75.0	4304-N	Angled mid-nails, Speed Klamps™-bulk packed	3-9/16	7-1/2	3-3/4	17550	20	22
75.0	4304-NK*	Angled mid-nails, Speed Klamps™-factory installed	3-9/16	7-1/2	3-3/4	17551	20	22

Series 4304-NB




Cu. In. Volume	Catalog Number	Component Description	D	W	H	UPC# 85339	Std. Pkg. Qty.	Std. Pkg. Wt. (lb.)
75.0	4304-NB	Angled mid-nails, adj. stabilizing bar, Speed Klamps™-bulk packed	3-9/16	7-1/2	3-3/4	17552	20	28
75.0	4304-NBK*	Angled mid-nails, adj. stabilizing bar, Speed Klamps™-factory installed	3-9/16	7-1/2	3-3/4	17553	20	28

Series 4304-Z4B



Cu. In. Volume	Catalog Number	Component Description	D	W	H	UPC# 85339	Std. Pkg. Qty.	Std. Pkg. Wt. (lb.)
75.0	4304-Z4B	1/2" offset, "Z" hanger, adj. stabilizing bar, Speed Klamps™-bulk packed	3-9/16	7-1/2	3-3/4	17554	6	10
75.0	4304-Z4BK*	1/2" offset, "Z" hanger, adj. stabilizing bar, Speed Klamps™-factory installed	3-9/16	7-1/2	3-3/4	17555	6	10

Low Voltage Partition




Catalog Number	Component Description	UPC# 85339	Std. Pkg. Qty.	Std. Pkg. Wt. (lb.)
LVP-1	Low voltage divider plate for use with 2302, 3303, 4304, 5305 Series, and 9314 only. See 2008 NEC 800.133(A)(1)(c).	80000	50 Consists of five (5) packages of 10 pieces each.	2

* Indicates model shown • See page 7 for Attachment Coding descriptions

Four Gang:



Series 9314-EWK



Cu. In. Volume	Catalog Number	Component Description	D	W	H	UPC# 85339	Std. Pkg. Qty.	Std. Pkg. Wt. (lb.)
70.0	9314-EWK	Ears, wing brackets, 1/2" knockouts Speed Klamps™ – factory installed	3-9/16	7-11/16	3-3/4	31800	6	7

Low Voltage Partition




Catalog Number	Component Description	UPC# 85339	Std. Pkg. Qty.	Std. Pkg. Wt. (lb.)
LVP-1	Low voltage divider plate for use with 2302, 3303, 4304, 5305 Series, and 9314 only. See 8005 NEC 800.133(A)(1)(c).	80000	50 Consists of five (5) packages of 10 pieces each.	2

Five Gang:


Residential Switch or Receptacle Box

5305-NK




Cu. In. Volume	Catalog Number	Component Description	D	W	H	UPC# 85339	Std. Pkg. Qty.	Std. Pkg. Wt. (lb.)
94.0	5305-NK	Angled mid-nails, Speed Klamps™-factory installed	3-9/16	9-7/16	3-3/4	18001	6	8

5305-NBK




Cu. In. Volume	Catalog Number	Component Description	D	W	H	UPC# 85339	Std. Pkg. Qty.	Std. Pkg. Wt. (lb.)
94.0	5305-NBK	Angled mid-nails, adj. stabilizing bar, Speed Klamps™-factory installed	3-9/16	9-7/16	3-3/4	18002	6	10

5305-Z4BK



Cu. In. Volume	Catalog Number	Component Description	D	W	H	UPC# 85339	Std. Pkg. Qty.	Std. Pkg. Wt. (lb.)
94.0	5305-Z4BK	1/2" offset, "Z" hanger, adj. stabilizing bar, Speed Klamps™-factory installed	3-9/16	9-7/16	3-3/4	18003	6	11

Low Voltage Partition



Catalog Number	Component Description	UPC# 85339	Std. Pkg. Qty.	Std. Pkg. Wt. (lb.)
LVP-1	Low voltage divider plate for use with 2302, 3303, 4304, 5305 Series, and 9314 only. See 8005 NEC 800.133(A)(1)(c).	80000	50 Consists of five (5) packages of 10 pieces each.	2

Non-Metallic Adjustable Wall Box for Both New & Old Work Construction

Un-like Other Adjustable Boxes, With SLIDERBOX® There's No Need To Remove Or Relocate Mounting Screws To Re-position The Box.



SLIDERBOX®
Installed with
1/2" Drywall



SLIDERBOX®
Adjusted for
Additional
Ceramic Tile



SLIDERBOX® Features



- Slots retain slider plate and guide it in a straight motion.
- Internal rails guide slider plate for smooth mounting adjustability in wall substrates from 1/2" to 1 3/8" thick, and ceiling substrates from 1/2" to 1 5/32".



- Slider plate holds screws in ready position to enable contractor to mount boxes faster.
- Patent #7,855,338 design allows for adjustments in new or old work installations.




- Heavy-duty non-slip pad to ensure box and slider assembly solidly hold mounted position.
- Tested to hold 50 lbs. hung on box to simulate power cord pull-out strength.

- Square corner design allows easy wall cut-in (Old work applications).
- Molded spline device holes for quick device screw installation in wall boxes and machine tapped threads for ceiling fixture support in round ceiling boxes.



- Fan support product has steel bracket and mounting bolts for secure paddle fan mounting.



- Multi-gang boxes consist of internal holding slots for LVP-2 low voltage partitions and dual voltage applications.

- Allied Moulded exclusive patented (U.S. Pat. #6365831 B1) molded in Speed Klamps™ in multi-gang and ceiling boxes.
- Molded of engineering grades of non-metallic thermoplastic.
- SB-2, SB-3 are listed for 2HR fire resistive walls
- SB-1, SB-1H, SB-CB and SB-CBFR are listed for 2HR fire resistive walls and ceilings.

SLIDERBOX® Products New and Old Work Construction Boxes



Residential Switch or Receptacle Box

Single Gang




Cu. In. Volume	Catalog Number	Component Description	D	W	H	UPC# 85339	Std. Pkg. Qty.	Std. Pkg. Wt. (lb.)
23.0	SB-1	Internal steel stud/wood screws, 1/2" knockout	3-9/16	2-5/16	3-3/4	94500	48	13

Horizontal Mount Box



Cu. In. Volume	Catalog Number	Component Description	D	W	H	UPC# 85339	Std. Pkg. Qty.	Std. Pkg. Wt. (lb.)
23.0	SB-1H	Internal steel stud/wood screws, 1/2" knockout	3-9/16	3-3/4	2-5/16	94503	12	4

Two Gang




Cu. In. Volume	Catalog Number	Component Description	D	W	H	UPC# 85339	Std. Pkg. Qty.	Std. Pkg. Wt. (lb.)
42.0	SB-2	Internal steel stud/wood screws, molded-in Speed Klamps™, two 1/2" knockouts	3-9/16	4	3-3/4	94501	24	9

Three Gang



Cu. In. Volume	Catalog Number	Component Description	D	W	H	UPC# 85339	Std. Pkg. Qty.	Std. Pkg. Wt. (lb.)
61.0	SB-3	Internal steel stud/wood screws, molded-in Speed Klamps™, two 1/2" knockouts	3-9/16	5-13/16	3-3/4	94502	6	3

Four Gang



Cu. In. Volume	Catalog Number	Component Description	D	W	H	UPC# 85339	Std. Pkg. Qty.	Std. Pkg. Wt. (lb.)
74.8	SB-4	Internal steel stud/wood screws, molded-in Speed Klamps™, two 1/2" knockouts	3-9/16	7-5/8	3-3/4	94504	6	4

Note: not UL classified for fire resistive walls

Low Voltage Partition



Catalog Pkg. Number	Component Description	UPC# 85339	Std. Pkg. Qty.	Std. Pkg. Wt. (lb.)
LVP-2	Low voltage divider plate for use with SB-2, SB-3, and SB-4	80005	50**	3

Note: consists of 5 packages of 10 pieces each

4" Diameter Round Outlet

4/O Ceiling Box




Cu. In. Volume	Catalog Number	Component Description	D	W	Fixture Rating	UPC# 85339	Std. Pkg. Qty.	Std. Pkg. Wt. (lb.)
25.0	SB-CB	Internal steel stud/wood screws, molded-in Speed Klamps™, two 1/2" knockouts	2-3/4	4	50 lb.	94505	12	4
25.0	SB-CBG	Internal steel stud/wood screws, molded-in Speed Klamps™, two 1/2" knockouts, ground strap	2-3/4	4	50 lb.	94507	12	4

4" Diameter Paddle Fan and Fixture Support



4/O Fan Box



Cu. In. Volume	Catalog Number	Component Description	D	W	Fan Rating	Fixture Rating	UPC# 85339	Std. Pkg. Qty.	Std. Pkg. Wt. (lb.)
25.0	SB-CBFR	Internal steel stud/wood screws, molded-in Speed Klamps™, two 1/2" knockouts, paddle fan mounting bracket and screws	2-3/4	4	70 lb.	90 lb.	94506	12	9




Slider plate in full forward position sets box for 1/2" drywall.



Slider plate retracted sets box in fully adjusted forward position for maximum wall substrate thickness of 1 3/8".



Installation Instructions:



1. Position slider plate forward so box will mount in its normal position for nominal drywall thickness.

2. Attach SLIDERBOX® to wood stud by driving screws in tight.




3. Wires should be installed and drywall hung and trimmed according to building code.



4. SLIDERBOX® will be mounted flush with drywall at this point.

Adjust Box for Additional Wall Substrate:



1. Once additional wall substrate is applied, the SLIDERBOX® will need to be adjusted flush to the new surface.
2. Make sure there is clearance around the box prior to adjustment.
3. Loosen the two mounting screws until box moves freely in the slider mechanism and will slide forward.
4. Grab box interior or the installed wire and pull forward until top edge is flush with the new surface.



5. Re-tighten the slider plate mounting screws.
6. Install wire device and cover plate.



Square Junction Boxes / Range and Receptacle Box:




Series 9339-Z+1



Cu. In. Volume	Catalog Number	Component Description	D	W	H	UPC# 85339	Std. Pkg. Qty.	Std. Pkg. Wt. (lb.)
16.0	9339-Z+1	"Z" hanger, flush with face of plaster ring, wire clamps-bulk packed	1-1/4	4-1/4	4-1/4	10314	50	21
16.0	9339-Z+1C2*	"Z" hanger, flush with face of plaster ring, 2 wire clamps-factory installed	1-1/4	4-1/4	4-1/4	10318	50	22

Series 9342



Cu. In. Volume	Catalog Number	Component Description	D	W	H	UPC# 85339	Std. Pkg. Qty.	Std. Pkg. Wt. (lb.)
27.3	9342-C2* (Top photo)	4" square junction box, 2 wire clamps-factory installed	2-1/4	4	4	10346	50	25
27.3	9342-HN* (Btm photo)	Nail-on "HN" hanger, wire clamps-bulk packed	2-1/4	4	4	10342	50	32
27.3	9342-HF	"HF" hanger, wire clamps-bulk packed	2-1/4	4	4	10348	50	30

Series 9343-N



Cu. In. Volume	Catalog Number	Component Description	D	W	H	UPC# 85339	Std. Pkg. Qty.	Std. Pkg. Wt. (lb.)
32.3	9343-N	Nails, Speed Klamps™-bulk packed	2-1/2	4-1/16	4-1/16	10370	50	26
32.3	9343-NC2	Nails, 2 wire clamps-factory installed	2-1/2	4-1/16	4-1/16	57150	50	27
32.3	9343-NK*	Nails, Speed Klamps™-factory installed	2-1/2	4-1/16	4-1/16	10374	50	26


Series 9343-SS



Cu. In. Volume	Catalog Number	Component Description	D	W	H	UPC# 85339	Std. Pkg. Qty.	Std. Pkg. Wt. (lb.)
32.3	9343-SS	Steel stud screws for use with non-load bearing studs 22 gauge or lighter, Speed Klamps™-bulk packed	2-1/2	4-1/16	4-1/16	10375	50	27
32.3	9343-SSK*	Steel stud screws for use with non-load bearing studs 22 gauge or lighter, Speed Klamps™-factory installed	2-1/2	4-1/16	4-1/16	10376	50	27

Range/Dryer Receptacle

Series RD-42



Cu. In. Volume	Catalog Number	Component Description	D	W	H	UPC# 85339	Std. Pkg. Qty.	Std. Pkg. Wt. (lb.)
42.0	RD-42*	Fetter ring nails, internal wire clamp-factory installed, knockout	3-15/16	4	3-3/4	12907	24	22
42.0	RD-42SS	Steel Stud Screws for use with non-load bearing studs 22 gauge or lighter, internal wire clamp-factory installed, knockout	3-15/16	4	3-3/4	12905	24	22

For use with 2-position devices

Note: Knockout accomodates #8 and #6 gauge wire.

* Indicates model shown • See page 7 for Attachment Coding descriptions





Plaster Rings and Covers:





ALLIED
MOULDED
PRODUCTS, Inc.




Series 9315	Cu. In. Volume	Catalog Number	Component Description	D	W	H	UPC# 85339	Std. Pkg. Qty.	Std. Pkg. Wt. (lb.)
		9315	Round blank cover	-	4-3/4 dia.	-	10130	100	15
		9315-WH*	Round blank cover, white	-	4-3/4 dia.	-	10133	100	15

9344	Cu. In. Volume	Catalog Number	Component Description	D	W	H	UPC# 85339	Std. Pkg. Qty.	Std. Pkg. Wt. (lb.)
		9344	Square blank cover, use with series 9339, 9342, and 9343 only	-	4	4	10360	100	15


Series 9345 Thermoplastic	Cu. In. Volume	Catalog Number	Component Description	D	W	H	UPC# 85339	Std. Pkg. Qty.	Std. Pkg. Wt. (lb.)
	4.2	9345*	Single gang plaster ring, 1/2" offset	5/8	4	4	10361	100	7
	5.1	9345-58	Single gang plaster ring, 5/8" offset use with series 9339, 9342, and 9343 only	3/4	4	4	10372	50	4

Series 9346 Thermoplastic	Cu. In. Volume	Catalog Number	Component Description	D	W	H	UPC# 85339	Std. Pkg. Qty.	Std. Pkg. Wt. (lb.)
	6.7	9346*	Two gang plaster ring, 1/2" offset	5/8	4	4	10362	50	4
	8.1	9346-58	Two gang plaster ring, 5/8" offset use with series 9339, 9342, and 9343 only	3/4	4	4	10390	50	4


9347	Cu. In. Volume	Catalog Number	Component Description	D	W	H	UPC# 85339	Std. Pkg. Qty.	Std. Pkg. Wt. (lb.)
	4.8	9347	Square plaster ring, reduces to 3/0 outlet, 1/2" offset, use with series 9339, 9342, and 9343 only	11/16	4-1/16	4-1/16	10364	50	7

9348	Cu. In. Volume	Catalog Number	Component Description	D	W	H	UPC# 85339	Std. Pkg. Qty.	Std. Pkg. Wt. (lb.)
	4.3	9348	Round plaster ring, reduces 4" dia. outlet box to 3" dia. opening, 1/2" offset, use with series 9350, 9351, 9364, and 9365	5/8	4 dia.	-	10366	100	11

Handy Box and Covers

9318	Cu. In. Volume	Catalog Number	Component Description	D	W	H	UPC# 85339	Std. Pkg. Qty.	Std. Pkg. Wt. (lb.)
	12.8	9318	Handy box surface mounted box with side and bottom romex cable openings	2	2-1/4	4-3/16	10140	100	29

9319	Cu. In. Volume	Catalog Number	Component Description	D	W	H	UPC# 85339	Std. Pkg. Qty.	Std. Pkg. Wt. (lb.)
		9319	Handy box switch cover, not UL® listed	-	2-1/4	4-1/4	10145	100	8

9320	Cu. In. Volume	Catalog Number	Component Description	D	W	H	UPC# 85339	Std. Pkg. Qty.	Std. Pkg. Wt. (lb.)
		9320	Handy box duplex outlet cover, not UL® listed	-	2-3/16	4-1/4	10146	100	7

9322	Cu. In. Volume	Catalog Number	Component Description	D	W	H	UPC# 85339	Std. Pkg. Qty.	Std. Pkg. Wt. (lb.)
		9322	Handy box blank cover, not UL® listed	-	2-3/16	4-3/16	10148	100	7

* Indicates model shown



Unless otherwise noted.

fiberglassbox™ Plaster Rings, Handy Box and Covers

3-1/2" Dia. Round Outlet:



ALLIED
MOULDED
PRODUCTS, Inc.

Residential Units



Series 9335-BH



For 16" to 24" on center joist applications

Cu. In. Volume	Catalog Number	Component Description	D	W	Fixture Rating	UPC# 85339	Std. Pkg. Qty.	Std. Pkg. Wt. (lb.)
20.5	9335-BH	16" to 24" adj. bar hanger, Speed Klamps™- bulk packed	2-15/16	3-1/2	50 lb.	88100	24	32
20.5	9335-BHC2	16" to 24" adj. bar hanger, 2 wire clamps - factory installed	2-15/16	3-1/2	50 lb.	88116	24	32
20.5	9335-BHK*	16" to 24" adj. bar hanger, Speed Klamps™- factory installed	2-15/16	3-1/2	50 lb.	88101	24	32


Series 9335-BHG



For 16" to 24" on center joist applications

Cu. In. Volume	Catalog Number	Component Description	D	W	Fixture Rating	UPC# 85339	Std. Pkg. Qty.	Std. Pkg. Wt. (lb.)
20.5	9335-BHG	16" to 24" adj. bar hanger, ground strap, Speed Klamps™-bulk packed	2-15/16	3-1/2	50 lb.	88102	24	32
20.5	9335-BHGC2	16" to 24" adj. bar hanger, ground strap, 2 wire clamps-factory installed	2-15/16	3-1/2	50 lb.	88117	24	32
20.5	9335-BHGK*	16" to 24" adj. bar hanger, ground strap, Speed Klamps™-factory installed	2-15/16	3-1/2	50 lb.	88103	24	32

Series 9335-HN



Cu. In. Volume	Catalog Number	Component Description	D	W	Fixture Rating	UPC# 85339	Std. Pkg. Qty.	Std. Pkg. Wt. (lb.)
20.5	9335-HNGK* (Top photo)	Nail-on "HN" hanger, ground strap, Speed Klamps™-factory installed	2-15/16	3-1/2	50 lb.	41823	50	28
20.5	9335-HNK* (Btm photo)	Nail-on "HN" hanger, Speed Klamps™-factory installed	2-15/16	3-1/2	50 lb.	41824	50	28

Series 9335-N



Cu. In. Volume	Catalog Number	Component Description	D	W	Fixture Rating	UPC# 85339	Std. Pkg. Qty.	Std. Pkg. Wt. (lb.)
20.5	9335-N	Fetter ring nails, Speed Klamps™-bulk packed	2-7/8	3-1/2	50 lb.	41160	50	24
20.5	9335-NC2	Fetter ring nails, 2 wire clamps-factory installed	2-7/8	3-1/2	50 lb.	41170	50	25
20.5	9335-NK*	Fetter ring nails, Speed Klamps™-factory installed	2-7/8	3-1/2	50 lb.	41162	50	24
	9335-NKRED	Same as 9335-NK but molded in red for fire circuits				96503	12	6

Series 9335-NG



Cu. In. Volume	Catalog Number	Component Description	D	W	Fixture Rating	UPC# 85339	Std. Pkg. Qty.	Std. Pkg. Wt. (lb.)
20.5	9335-NG	Fetter ring nails, ground strap, Speed Klamps™-bulk packed	2-7/8	3-1/2	50 lb.	41180	50	25
20.5	9335-NGC2	Fetter ring nails, ground strap, 2 wire clamps-factory installed	2-7/8	3-1/2	50 lb.	41190	50	26
20.5	9335-NGK*	Fetter ring nails, ground strap, Speed Klamps™-factory installed	2-7/8	3-1/2	50 lb.	41182	50	25

* Indicates model shown • See page 7 for Attachment Coding descriptions



3-1/2" Dia. Round Outlet:



ALLIED
MOULDED
PRODUCTS, Inc.

Residential Units



Series 9335-16



For max 16" on center joist applications only

Cu. In. Volume	Catalog Number	Component Description	D	W	Fixture Rating	UPC# 85339	Std. Pkg. Qty.	Std. Pkg. Wt. (lb.)
20.5	9335-16	16" bar hanger, Speed Klamps™-bulk packed	2-15/16	3-1/2	50 lb.	41280	24	20
20.5	9335-16C2	16" bar hanger, 2 wire clamps-factory installed	2-15/16	3-1/2	50 lb.	41290	24	25
20.5	9335-16K*	16" bar hanger, Speed Klamps™-factory installed	2-15/16	3-1/2	50 lb.	41281	24	21

Series 9335-16G



For max 16" on center joist applications only

Cu. In. Volume	Catalog Number	Component Description	D	W	Fixture Rating	UPC# 85339	Std. Pkg. Qty.	Std. Pkg. Wt. (lb.)
20.5	9335-16G	16" bar hanger, ground strap, Speed Klamps™-bulk packed	2-15/16	3-1/2	50 lb.	41300	24	20
20.5	9335-16GC2	16" bar hanger, ground strap, 2 wire clamps-factory installed	2-15/16	3-1/2	50 lb.	41310	24	25
20.5	9335-16GK*	16" bar hanger, ground strap, Speed Klamps™-factory installed	2-15/16	3-1/2	50 lb.	41301	24	21

Series 9336-BH



For 16" to 24" on center joist applications

Cu. In. Volume	Catalog Number	Component Description	D	W	Fixture Rating	UPC# 85339	Std. Pkg. Qty.	Std. Pkg. Wt. (lb.)
16.0	9336-BH	16"-24" adj. bar hanger, Speed Klamps™-bulk packed	2-3/8	3-1/2	50 lb.	88104	24	30
16.0	9336-BHC2	16"-24" adj. bar hanger, 2 wire clamps-factory installed	2-3/8	3-1/2	50 lb.	88118	24	31
16.0	9336-BHK*	16"-24" adj. bar hanger, Speed Klamps™-factory installed	2-3/8	3-1/2	50 lb.	88105	24	30

Series 9336-BHG



For 16" to 24" on center joist applications

Cu. In. Volume	Catalog Number	Component Description	D	W	Fixture Rating	UPC# 85339	Std. Pkg. Qty.	Std. Pkg. Wt. (lb.)
16.0	9336-BHG	16"-24" adj. bar hanger, ground strap, Speed Klamps™-bulk packed	2-3/8	3-1/2	50 lb.	88106	24	30
16.0	9336-BHGC2	16"-24" adj. bar hanger, ground strap, 2 wire clamps-factory installed	2-3/8	3-1/2	50 lb.	88119	24	31
16.0	9336-BHGK*	16"-24" adj. bar hanger, ground strap, Speed Klamps™-factory installed	2-3/8	3-1/2	50 lb.	88107	24	31

Series 9336-N



Cu. In. Volume	Catalog Number	Component Description	D	W	Fixture Rating	UPC# 85339	Std. Pkg. Qty.	Std. Pkg. Wt. (lb.)
16.0	9336-N	Fetter ring nails, Speed Klamps™-bulk packed	2-3/8	3-1/2	50 lb.	10270	50	21
16.0	9336-NC2	Fetter ring nails, 2 wire clamps-factory installed	2-3/8	3-1/2	50 lb.	10276	50	22
16.0	9336-NK*	Fetter ring nails, Speed Klamps™-factory installed	2-3/8	3-1/2	50 lb.	10271	50	21

* Indicates model shown • See page 7 for Attachment Coding descriptions

Allied Moulded Products, Inc., Bryan, OH 43306 • ph: 800-722-2679 • fax: 800-237-7269 • www.alliedmoulded.com



fiberglassbox™ 3-1/2" Dia. Round Outlet

3-1/2" Dia. Round Outlet:



ALLIED
MOULDED
PRODUCTS, Inc.

Residential Units



9336-HNGK



Cu. In. Volume	Catalog Number	Component Description	D	W	Fixture Rating	UPC# 85339	Std. Pkg. Qty.	Std. Pkg. Wt. (lb.)
16.0	9336-HNGK	Nail-on "HN" hanger, ground strap, Speed Klamps™-factory installed	2-3/8	3-1/2	50 lb.	10341	50	26

Series 9336-NG



Cu. In. Volume	Catalog Number	Component Description	D	W	Fixture Rating	UPC# 85339	Std. Pkg. Qty.	Std. Pkg. Wt. (lb.)
16.0	9336-NG	Fetter ring nails, ground strap, Speed Klamps™-bulk packed	2-3/8	3-1/2	50 lb.	10280	50	21
16.0	9336-NGK*	Fetter ring nails, ground strap, Speed Klamps™-factory installed	2-3/8	3-1/2	50 lb.	10281	50	22

Series 9336-16



For max 16" on center joist applications only

Cu. In. Volume	Catalog Number	Component Description	D	W	Fixture Rating	UPC# 85339	Std. Pkg. Qty.	Std. Pkg. Wt. (lb.)
16.0	9336-16	16" bar hanger, Speed Klamps™ - bulk packed	2-3/8	3-1/2	50 lb.	10273	24	19
16.0	9336-16C2	16" bar hanger, 2 wire clamps - factory installed	2-3/8	3-1/2	50 lb.	98300	24	21
16.0	9336-16K*	16" bar hanger, Speed Klamps™ - factory installed	2-3/8	3-1/2	50 lb.	10284	24	20

Series 9336-16G



For max 16" on center joist applications only

Cu. In. Volume	Catalog Number	Component Description	D	W	Fixture Rating	UPC# 85339	Std. Pkg. Qty.	Std. Pkg. Wt. (lb.)
16.0	9336-16G	16" bar hanger, ground strap, Speed Klamps™-factory installed	2-3/8	3-1/2	50 lb.	10279	24	19
16.0	9336-16GC2	16" bar hanger, ground strap, 2 wire clamps-factory installed	2-3/8	3-1/2	50 lb.	10274	24	21
16.0	9336-16GK*	16" bar hanger, ground strap, Speed Klamps™-factory installed	2-3/8	3-1/2	50 lb.	10286	24	20

Series 9338-E



Cu. In. Volume	Catalog Number	Component Description	D	W	Fixture Rating	UPC# 85339	Std. Pkg. Qty.	Std. Pkg. Wt. (lb.)
14.0	9338-E	Ears, Speed Klamps™-bulk packed	2	3-1/2	15 lb.	46000	50	14
14.0	9338-EK*	Ears, Speed Klamps™-factory installed	2	3-1/2	15 lb.	46001	50	15
14.0	9338-EKT	Ears, Speed Klamps™-factory installed, tapped device holes	2	3-1/2	15 lb.	46038	50	15

* Indicates model shown • See page 7 for Attachment Coding descriptions



3-1/2" Dia. Round Outlet:



ALLIED
MOULDED
PRODUCTS, Inc.

Residential Units



Series 9338-ES



Cu. In. Volume	Catalog Number	Component Description	D	W	Fixture Rating	UPC# 85339	Std. Pkg. Qty.	Std. Pkg. Wt. (lb.)
14.0	9338-ES	Ears, snap bracket, Speed Klamps™-bulk packed	2	3-1/2	15 lb.	46005	50	20
14.0	9338-ESC2	Ears, snap bracket, 2 wire clamps-factory installed	2	3-1/2	15 lb.	46015	50	22
14.0	9338-ESC2T	Ears, snap bracket, 2 wire clamps-factory installed, "T" tapped device holes	2	3-1/2	15 lb.	46041	50	22
14.0	9338-ESK*	Ears, snap bracket, Speed Klamps™-factory installed	2	3-1/2	15 lb.	46006	50	20
14.0	9338-ESKT	Ears, snap bracket, Speed Klamps™-factory installed, "T" tapped device holes	2	3-1/2	15 lb.	46040	50	21
14.0	9338-EST	Ears, snap bracket, "T" tapped device holes, Speed Klamps™-bulk packed	2	3-1/2	15 lb.	46039	50	20

Series 9338-ESG



Cu. In. Volume	Catalog Number	Component Description	D	W	Fixture Rating	UPC# 85339	Std. Pkg. Qty.	Std. Pkg. Wt. (lb.)
14.0	9338-ESG	Ears, snap bracket, ground strap, Speed Klamps™-bulk packed	2	3-1/2	15 lb.	46020	50	21
14.0	9338-ESGC2	Ears, snap bracket, ground strap, 2 wire clamps-factory installed	2	3-1/2	15 lb.	46030	50	22
14.0	9338-ESGK*	Ears, snap bracket, ground strap, Speed Klamps™-factory installed	2	3-1/2	15 lb.	46021	50	21
14.0	9338-ESGKT	Ears, snap bracket, ground strap, Speed Klamps™-factory installed, "T" tapped device holes	2	3-1/2	15 lb.	46043	50	21

* Indicates model shown • See page 7 for Attachment Coding descriptions



4" Dia. Round Outlet:



ALLIED
MOULDED
PRODUCTS, Inc.

Residential Units



Series 9350



Cu. In. Volume	Catalog Number	Component Description	D	W	Fixture Rating	UPC# 85339	Std. Pkg. Qty.	Std. Pkg. Wt. (lb.)
22.5	9350	Bottom mount, Speed Klamps™ – bulk packed	2-7/16	4	50 lb.	10420	50	21
22.5	9350-K*	Bottom mount, Speed Klamps™ – factory installed	2-7/16	4	50 lb.	10418	50	22

Series 9350-BH



For 16" to 24" on center joist applications

Cu. In. Volume	Catalog Number	Component Description	D	W	Fixture Rating	UPC# 85339	Std. Pkg. Qty.	Std. Pkg. Wt. (lb.)
22.5	9350-BH	16"-24" adj. bar hanger, Speed Klamps™ – bulk packed	2-7/16	4	50 lb.	88108	24	32
22.5	9350-BHC2	16"-24" adj. bar hanger, 2 wire clamps – factory installed	2-7/16	4	50 lb.	88120	24	33
22.5	9350-BHK*	16"-24" adj. bar hanger, Speed Klamps™ – factory installed	2-7/16	4	50 lb.	88109	24	32

Series 9350-BHG



For 16" to 24" on center joist applications

Cu. In. Volume	Catalog Number	Component Description	D	W	Fixture Rating	UPC# 85339	Std. Pkg. Qty.	Std. Pkg. Wt. (lb.)
22.5	9350-BHG	16"-24" adj. bar hanger, ground strap, Speed Klamps™ – bulk packed	2-7/16	4	50 lb.	88110	24	32
22.5	9350-BHGC2	16"-24" adj. bar hanger, ground strap, 2 wire clamps – factory installed	2-7/16	4	50 lb.	88121	24	33
22.5	9350-BH GK*	16"-24" adj. bar hanger, ground strap, Speed Klamps™ – factory installed	2-7/16	4	50 lb.	88111	24	32

9350-HFK



Cu. In. Volume	Catalog Number	Component Description	D	W	Fixture Rating	UPC# 85339	Std. Pkg. Qty.	Std. Pkg. Wt. (lb.)
22.5	9350-HFK	"HF" hanger, Speed Klamps™ – factory installed	2-7/16	4	50 lb.	10419	50	28

Series 9350-HL



Cu. In. Volume	Catalog Number	Component Description	D	W	Fixture Rating	UPC# 85339	Std. Pkg. Qty.	Std. Pkg. Wt. (lb.)
22.5	9350-HL	"HL" hanger, Speed Klamps™ – bulk packed	2-7/16	4	50 lb.	10424	50	27
22.5	9350-HLC2	"HL" hanger, 2 wire clamps – factory installed	2-7/16	4	50 lb.	10425	50	29
22.5	9350-HLK*	"HL" hanger, Speed Klamps™ – factory installed	2-7/16	4	50 lb.	62094	50	27
22.5	9350-HLGK	"HL" hanger, ground strap Speed Klamps™ – factory installed	2-7/16	4	50 lb.	10443	50	28

Series 9350-HN



Cu. In. Volume	Catalog Number	Component Description	D	W	Fixture Rating	UPC# 85339	Std. Pkg. Qty.	Std. Pkg. Wt. (lb.)
22.5	9350-HN	"HN" hanger, Speed Klamps™ – bulk packed	2-7/16	4	50 lb.	10460	50	30
22.5	9350-HNK*	"HN" hanger, Speed Klamps™ – factory installed	2-7/16	4	50 lb.	10462	50	30

* Indicates model shown • See page 7 for Attachment Coding descriptions

Allied Moulded Products, Inc., Bryan, OH 43506 • ph: 800-722-2679 • fax: 800-237-7269 • www.alliedmoulded.com



4" Dia. Round Outlet:



ALLIED
MOULDED
PRODUCTS, Inc.

Residential Units



Series 9350-16



For max 16" on center joist applications only

Cu. In. Volume	Catalog Number	Component Description	D	W	Fixture Rating	UPC# 85339	Std. Pkg. Qty.	Std. Pkg. Wt. (lb.)
22.5	9350-16	16" bar hanger, Speed Klamps™ – bulk packed	2-7/16	4	50 lb.	10426	24	24
22.5	9350-16C2	16" bar hanger, 2 wire clamps – factory installed	2-7/16	4	50 lb.	10427	24	24
22.5	9350-16K*	16" bar hanger, Speed Klamps™ – factory installed	2-7/16	4	50 lb.	62224	24	24

Series 9350-16G



For max 16" on center joist applications only

Cu. In. Volume	Catalog Number	Component Description	D	W	Fixture Rating	UPC# 85339	Std. Pkg. Qty.	Std. Pkg. Wt. (lb.)
22.5	9350-16G	16" bar hanger, ground strap, Speed Klamps™ – bulk packed	2-7/16	4	50 lb.	10448	24	24
22.5	9350-16GC2*	16" bar hanger, ground strap, 2 wire clamps – factory installed	2-7/16	4	50 lb.	10456	24	24
22.5	9350-16GK*	16" bar hanger, ground strap, Speed Klamps™ – factory installed	2-7/16	4	50 lb.	10449	24	24

Series 9351-N



Cu. In. Volume	Catalog Number	Component Description	D	W	Fixture Rating	UPC# 85339	Std. Pkg. Qty.	Std. Pkg. Wt. (lb.)
22.5	9351-N	Fetter ring nails, Speed Klamps™ – bulk packed	2-7/16	4	50 lb.	10475	50	25
22.5	9351-NC2	Fetter ring nails, 2 wire clamps – factory installed	2-7/16	4	50 lb.	65190	50	26
22.5	9351-NK*	Fetter ring nails, Speed Klamps™ – factory installed	2-7/16	4	50 lb.	10476	50	26
	9351-NKRED	Same as 9351-NK but molded in red for fire circuits				96502	25	12

Series 9351-NG



Cu. In. Volume	Catalog Number	Component Description	D	W	Fixture Rating	UPC# 85339	Std. Pkg. Qty.	Std. Pkg. Wt. (lb.)
22.5	9351-NG	Fetter ring nails, ground strap, Speed Klamps™ – bulk packed	2-7/16	4	50 lb.	65210	50	25
22.5	9351-NGC2	Fetter ring nails, ground strap, 2 wire clamps – factory installed	2-7/16	4	50 lb.	65220	50	27
22.5	9351-NGK*	Fetter ring nails, ground strap, Speed Klamps™ – factory installed	2-7/16	4	50 lb.	65212	50	25

Series 9351-SS



Cu. In. Volume	Catalog Number	Component Description	D	W	Fixture Rating	UPC# 85339	Std. Pkg. Qty.	Std. Pkg. Wt. (lb.)
22.5	9351-SS	Steel stud screws for use with non-load bearing studs 22 gauge or lighter, Speed Klamps™ – bulk packed	2-7/16	4	50 lb.	65991	50	24
22.5	9351-SSK*	Steel stud screws for use with non-load bearing studs 22 gauge or lighter, Speed Klamps™ – factory installed	2-7/16	4	50 lb.	65992	50	24

* Indicates model shown • See page 7 for Attachment Coding descriptions

Allied Moulded Products, Inc., Bryan, OH 43506 • ph: 800-722-2679 • fax: 800-237-7269 • www.alliedmoulded.com



fiberglassbox™ 4" Dia. Round Outlet

4" Dia. Round Outlet:




ALLIED
MOULDED
PRODUCTS, Inc.

Residential Units




Series 9364-BH

	Cu. In. Volume	Catalog Number	Component Description	D	W	Fixture Rating	UPC# 85339	Std. Pkg. Qty.	Std. Pkg. Wt. (lb.)
	15.0	9364-BH	16"-24" adj. bar hanger, Speed Klamps™ – bulk packed	1-11/16	4	50 lb.	88112	24	29
	15.0	9364-BHC2	16"-24" adj. bar hanger, 2 wire clamps – factory installed	1-11/16	4	50 lb.	88122	24	30
	15.0	9364-BHK*	16"-24" adj. bar hanger, Speed Klamps™ – factory installed	1-11/16	4	50 lb.	88113	24	29


For 16" - 24" on center joist applications

Series 9364-BHG

	Cu. In. Volume	Catalog Number	Component Description	D	W	Fixture Rating	UPC# 85339	Std. Pkg. Qty.	Std. Pkg. Wt. (lb.)
	15.0	9364-BHG	16"-24" adj. bar hanger, ground strap Speed Klamps™ – bulk packed	1-11/16	4	50 lb.	88114	24	30
	15.0	9364-BHGC2	16"-24" adj. bar hanger, ground strap 2 wire clamps – factory installed	1-11/16	4	50 lb.	88123	24	31
	15.0	9364-BHGK*	16"-24" adj. bar hanger, ground strap Speed Klamps™ – factory installed	1-11/16	4	50 lb.	88115	24	30


For 16" - 24" on center joist applications

Series 9364-16

	Cu. In. Volume	Catalog Number	Component Description	D	W	Fixture Rating	UPC# 85339	Std. Pkg. Qty.	Std. Pkg. Wt. (lb.)
	15.0	9364-16	16" bar hanger, Speed Klamps™ – bulk packed	1-11/16	4	50 lb.	10590	24	20
	15.0	9364-16C2	16" bar hanger, 2 wire clamps – factory installed	1-11/16	4	50 lb.	10591	24	20
	15.0	9364-16K*	16" bar hanger, Speed Klamps™ – factory installed	1-11/16	4	50 lb.	98302	24	20

For max 16" on center joist applications only

Series 9364-16G

	Cu. In. Volume	Catalog Number	Component Description	D	W	Fixture Rating	UPC# 85339	Std. Pkg. Qty.	Std. Pkg. Wt. (lb.)
	15.0	9364-16G	16" bar hanger, ground strap Speed Klamps™ – bulk packed	1-11/16	4	50 lb.	10610	24	20
	15.0	9364-16GC2	16" bar hanger, ground strap 2 wire clamps – factory installed	1-11/16	4	50 lb.	10611	24	20
	15.0	9364-16GK*	16" bar hanger, ground strap Speed Klamps™ – factory installed	1-11/16	4	50 lb.	98303	24	20

For max 16" on center joist applications only

Series 9365-N

	Cu. In. Volume	Catalog Number	Component Description	D	W	Fixture Rating	UPC# 85339	Std. Pkg. Qty.	Std. Pkg. Wt. (lb.)
	15.0	9365-N	Fetter ring nails, Speed Klamps™ – bulk packed	1-11/16	4	50 lb.	10630	50	21
	15.0	9365-NK*	Fetter ring nails, Speed Klamps™ – factory installed	1-11/16	4	50 lb.	75391	50	21

* Indicates model shown • See page 7 for Attachment Coding descriptions



3-1/2" Dia. Fan and Fixture Support:

Residential Units



Series 9335-NFR



Cu. In. Volume	Catalog Number	Component Description	D	W	Fan Rating	Fixture Rating	UPC# 85339	Std. Pkg. Qty.	Std. Pkg. Wt. (lb.)
20.5	9335-NKFR*	3-1/2" dia. side fetter ring nail mount, Speed Klamps™-factory installed	2-7/8	3-1/2	35 lb.	50 lb.	41202	50	25
20.5	9335-NFR	3-1/2" dia. side fetter ring nail mount, Speed Klamps™-bulk packed	2-7/8	3-1/2	35 lb.	50 lb.	41201	50	26

9336-NKFR



Cu. In. Volume	Catalog Number	Component Description	D	W	Fan Rating	Fixture Rating	UPC# 85339	Std. Pkg. Qty.	Std. Pkg. Wt. (lb.)
16.0	9336-NKFR	3-1/2" dia. side fetter ring nail mount, Speed Klamps™-factory installed	2-3/8	3-1/2	35 lb.	50 lb.	10305	50	22

4" Diameter Fan and Fixture Support

9350-FRBKOW



For 16"-24" on center joist applications

Cu. In. Volume	Catalog Number	Component Description	D	W	Fan Rating	Fixture Rating	UPC# 85339	Std. Pkg. Qty.	Std. Pkg. Wt. (lb.)
22.5	9350-FRBKOW	4" dia. Strong "O" Bar hanger for old work applications, Speed Klamps™-factory installed, individual point-of-purchase carton	2-7/16	4	35 lb.	50 lb.	10472	20	49

9350-FRBKB



For 16"-24" on center joist applications

Cu. In. Volume	Catalog Number	Component Description	D	W	Fan Rating	Fixture Rating	UPC# 85339	Std. Pkg. Qty.	Std. Pkg. Wt. (lb.)
22.5	9350-FRBKB	4" dia. Strong "O" Bar hanger, Speed Klamps™-factory installed, bulk packed	2-7/16	4	35 lb.	50 lb.	10465	20	32

9350-KFR



Cu. In. Volume	Catalog Number	Component Description	D	W	Fan Rating	Fixture Rating	UPC# 85339	Std. Pkg. Qty.	Std. Pkg. Wt. (lb.)
22.5	9350-KFR	4" dia. bottom mount, Speed Klamps™-factory installed, mounting hardware included	2-7/16	4	35 lb.	50 lb.	10459	50	25

Series 9351-NFR



Cu. In. Volume	Catalog Number	Component Description	D	W	Fan Rating	Fixture Rating	UPC# 85339	Std. Pkg. Qty.	Std. Pkg. Wt. (lb.)
22.5	9351-NKFR*	4" dia. side fetter ring nail mount, Speed Klamps™-factory installed	2-7/16	4	35 lb.	50 lb.	65002	50	27
22.5	9351-NFR	4" dia. side fetter ring nail mount, Speed Klamps™-bulk packed	2-7/16	4	35 lb.	50 lb.	65001	50	27

* Indicates model shown • See page 7 for Attachment Coding descriptions

Allied Moulded Products, Inc., Bryan, OH 43506 • ph: 800-722-2679 • fax: 800-237-7269 • www.alliedmoulded.com



4" Dia. Fan and Fixture Support:



9364-FRBKOW



For 16" - 24" on center joist applications

Cu. In. Volume	Catalog Number	Component Description	D	W	Fan Rating	Fixture Rating	UPC# 85339	Std. Pkg. Qty.	Std. Pkg. Wt. (lb.)
15.0	9364-FRBKOW	4" dia. Strong "O" Bar hanger for old work applications, Speed Klamps™-factory installed, individual point-of-purchase carton	1-11/16	4	35 lb.	50 lb.	70424	20	48

9364-FRBKB



For 16" - 24" on center joist applications


Cu. In. Volume	Catalog Number	Component Description	D	W	Fan Rating	Fixture Rating	UPC# 85339	Std. Pkg. Qty.	Std. Pkg. Wt. (lb.)
15.0	9364-FRBKB	4" dia. Strong "O" Bar hanger, Speed Klamps™-factory installed, bulk packed	1-11/16	4	35 lb.	50 lb.	70423	20	39

9364-KFR



Cu. In. Volume	Catalog Number	Component Description	D	W	Fan Rating	Fixture Rating	UPC# 85339	Std. Pkg. Qty.	Std. Pkg. Wt. (lb.)
15.0	9364-KFR	4" dia. bottom mount, Speed Klamps™-factory installed, mounting hardware included	1-11/16	4	35 lb.	50 lb.	10620	50	25

9365-NKFR



Cu. In. Volume	Catalog Number	Component Description	D	W	Fan Rating	Fixture Rating	UPC# 85339	Std. Pkg. Qty.	Std. Pkg. Wt. (lb.)
15.0	9365-NKFR	4" dia. side fether ring nail mount, "HL" hanger, Speed Klamps™-factory installed	1-11/16	4	35 lb.	50 lb.	75392	50	23

9369-FB



Cu. In. Volume	Catalog Number	Component Description	D	W	Fan Rating	Fixture Rating	UPC# 85339	Std. Pkg. Qty.	Std. Pkg. Wt. (lb.)
16.0	9369-FB	4" dia. surface mount, Speed Klamps™-factory installed, mounting hardware included	1-3/4	4	35 lb.	50 lb.	76500	25	11

9369-FBH



Cu. In. Volume	Catalog Number	Component Description	D	W	Fan Rating	Fixture Rating	UPC# 85339	Std. Pkg. Qty.	Std. Pkg. Wt. (lb.)
16.0	9369-FBH	4" dia. side mount hanger, Speed Klamps™-factory installed, mounting hardware included	1-3/4	4	35 lb.	50 lb.	76501	25	17

9370-FR



Cu. In. Volume	Catalog Number	Component Description	D	W	Fan Rating	Fixture Rating	UPC# 85339	Std. Pkg. Qty.	Std. Pkg. Wt. (lb.)
8.0	9370-FR	4" dia. pan fan box, 1/2" deep base, "pop-in" cable clamp, mounting hardware included	1-1/2 overall	4	70 lb.	110 lb.	76600	50	13


* Indicates model shown • See page 7 for Attachment Coding descriptions


Allied Moulded Products, Inc., Bryan, OH 43506 • ph: 800-722-2679 • fax: 800-237-7269 • www.alliedmoulded.com




4" Dia. Fan and Fixture Support:



9375-FR	Cu. In. Volume	Catalog Number	Component Description	D	W	Fan Rating	Fixture Rating	UPC# 85339	Std. Pkg. Qty.	Std. Pkg. Wt. (lb.)
	14.0	9375-FR	4" dia. thermoplastic fan box, 1/2" deep base, Speed Klamps™-molded in, two 1/2" knockouts, mounting hardware included	3-13/16 overall	4	70 lb.	110 lb.	79291	24	7

9373-FR	Cu. In. Volume	Catalog Number	Component Description	D	W	Fan Rating	Fixture Rating	UPC# 85339	Std. Pkg. Qty.	Std. Pkg. Wt. (lb.)
	16.5	9373-FR	4" dia. thermoplastic fan box, 1/2" deep base, Speed Klamps™-molded in, mounting hardware included	6 overall	4	70 lb.	110 lb.	78254	40	15


Point-of-Purchase Fan and Fixture Support

9350-FRBK	Cu. In. Volume	Catalog Number	Component Description	D	W	Fan Rating	Fixture Rating	UPC# 85339	Std. Pkg. Qty.	Std. Pkg. Wt. (lb.)
	22.5	9350-FRBK	4" dia. Strong "O" Bar hanger, Speed Klamps™-factory installed, individual point-of-purchase carton	2-7/16	4	35 lb.	50 lb.	10464	20	39

For 16" - 24" on center joist applications

9350-FRBKOW	Cu. In. Volume	Catalog Number	Component Description	D	W	Fan Rating	Fixture Rating	UPC# 85339	Std. Pkg. Qty.	Std. Pkg. Wt. (lb.)
	22.5	9350-FRBKOW	4" dia. Strong "O" Bar hanger for old work applications, Speed Klamps™-factory installed, individual point-of-purchase carton	2-7/16	4	35 lb.	50 lb.	10472	20	49

For 16" - 24" on center joist applications

9364-FRBK	Cu. In. Volume	Catalog Number	Component Description	D	W	Fan Rating	Fixture Rating	UPC# 85339	Std. Pkg. Qty.	Std. Pkg. Wt. (lb.)
	15.0	9364-FRBK	4" dia. Strong "O" Bar hanger, Speed Klamps™-factory installed, individual point-of-purchase carton	1-11/16	4	35 lb.	50 lb.	10618	20	39

For 16" - 24" on center joist applications

9364-FRBKOW	Cu. In. Volume	Catalog Number	Component Description	D	W	Fan Rating	Fixture Rating	UPC# 85339	Std. Pkg. Qty.	Std. Pkg. Wt. (lb.)
	15.0	9364-FRBKOW	4" dia. Strong "O" Bar hanger for old work applications, Speed Klamps™-factory installed, individual point-of-purchase carton	1-11/16	4	35 lb.	50 lb.	70424	20	48

For 16" - 24" on center joist applications

* Indicates model shown • See page 7 for Attachment Coding descriptions

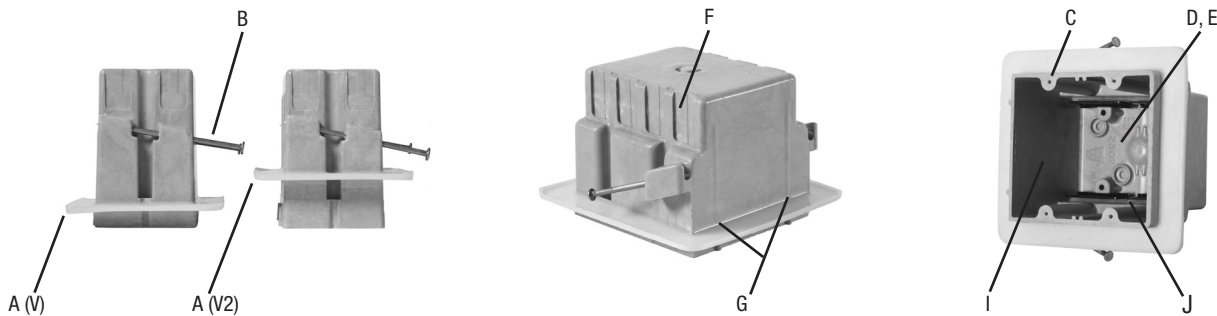


Vapor Seal: Air-Sealed Electrical Boxes




Material and Labor Saving Features

With innovative products designed for the electrical contractor, Allied offers a complete line of wall and ceiling boxes for use in energy efficient homes to aid in sealing up the exterior walls per construction methods outlined in 402.4 of the 2009 International Energy Conservation Code. U.S. Patent #6,908,003 B2



- A. Patented flexible polyurethane flange available for sealing box to air/vapor barrier. Flange products “V” are for single drywall and “V2” are for double drywall applications.
- B. Bright common nails fit securely in specially designed supports and are angled for easy installation.
- C. Tapered and machine tapped device holes allow device screw to be started by hand and speed installation time with high torque screwdrivers.
- D. Cubic inch capacity clearly marked and easy for contractor and inspector to locate and identify.
- E. Proudly UL® listed.
- F. Knockouts on fiberglass boxes are complete, reducing drafts and easily removed with wire for no tools installation.
- G. Leveling ribs position face of box parallel to wall surface.
- I. 2-Hour Fire Rated clearly marked for easy inspector identification.
- J. Patented non-metallic Speed “K” Klamps™ dependably secure wire in box.



Scan for more information.

Switch or Receptacle Boxes

Catalog Number	Cubic Inch Wire Capacity	Component Description	Outside Dimensions (min flange dim.)			Wall Substrate Offset	UPC # 85339	Standard Pkg. Qty.	Standard Pkg. Wt. (lbs.)
			Depth	Width	Height				
1099-NV	22.5	Single gang, angled mid-nails, knockouts	3-9/16	2-1/4 (3-1/2)	3-3/4 (5)	1/2 - 5/8	26007	48	21
1099-NV2*	22.5	Single gang, angled mid-nails, knockouts	3-9/16	2-1/4 (3-1/2)	3-3/4 (5)	1 - 1 1/4	26015	48	21
2302-HNKV2*	37.0	“HN” hanger, Speed Klamps™ factory installed, knockouts	3-7/16	4 (5-1/4)	3-3/4 (5)	1 - 1 1/4	92711	48	36
2302-NKV	37.0	Two gang, angled mid-nails, Speed Klamps™ factory installed, knockouts	3-7/16	4 (5-1/4)	3-3/4 (5)	1/2 - 5/8	13077	48	33
RD-42V	42.0	Range/dryer receptacle box, fetter ring nails, clamp for #6/#8 AWG factory installed	3-13/16	4 (5-1/4)	3-3/4 (5)	1/2 - 5/8	12906	24	23
3303-NKV	56.5	Three gang, angled mid-nails, Speed Klamps™ factory installed	3-5/8	5-11/16 (7)	3-3/4 (5)	1/2 - 5/8	15209	18	18
4304-NKV	75.0	Four gang, angled mid-nails, Speed Klamps™ factory installed	3-9/16	7-1/2 (8-3/4)	3-3/4 (5)	1/2 - 5/8	17558	18	22
5305-NKV	94.0	Five gang, angled mid-nails, Speed Klamps™ factory installed	3-9/16	9-1/4 (10-1/2)	3-3/4 (5)	1/2 - 5/8	18011	6	8
5305-NBKV	94.0	Five gang, angled mid-nails, stabilizer bar, Speed Klamps™ factory installed	3-9/16	9-1/4 (10-1/2)	3-3/4 (5)	1/2 - 5/8	18012	6	10

Note: all dimensions are inches unless specified otherwise.

See page 7 for Attachment Coding descriptions - *“V2” for use in double 5/8” drywall applications

Allied Moulded Products, Inc., Bryan, OH 43506 • ph: 800-722-2679 • fax: 800-237-7269 • www.alliedmoulded.com



Round Fan and Fixture Support Boxes



9350-FRBKBV



9350-FRBKBV2



9351-NKFRV



9371-FRV

Catalog	Cubic Inch	Component	Outside Dimensions (flange dim.)		Fan	Fixture	Ceiling Substrate	UPC #	Standard	Standard
Number	Wire Capacity	Description	Depth	Diameter	Rating (lbs)	Rating (lbs)	Offset	85339	Pkg. Qty.	Pkg. Wt. (lbs.)
9350-FRBKBV	22.5	Strong "O" Bar hanger, Speed Klamps™ factory installed	2-7/16	4 (5-1/4)	35	50	1/2 - 5/8	10471	18	31
9350-FRBKBV2*	22.5	Strong "O" Bar hanger, Speed Klamps™ factory installed	2-7/16	4 (5-1/4)	35	50	1 - 1 1/4	10482	18	31
9351-NKFRV	22.5	Fetter ring nails, Speed Klamps™ factory installed	2-7/16	4 (5-1/4)	35	50	1/2 - 5/8	65810	48	28
9371-FRV	12.0	4" dia. pan fan box, 1/2" deep pan, Speed Klamps™ factory installed	2-7/8 overall	4 (5-1/4)	70	110	1/2 - 5/8	92705	24	9

NOTE: All dimensions are inches unless specified otherwise.

Round Fixture Support Boxes



9335-BHKV2



9335-HNKV2



9350-BHKV



9350-HNKV2



9351-NKV

Catalog	Cubic Inch	Component	Outside Dimensions (flange dim.)		Fixture	Ceiling Substrate	UPC #	Standard	Standard
Number	Wire Capacity	Description	Depth	Diameter	Rating (lbs)	Offset	85339	Pkg. Qty.	Pkg. Wt. (lbs.)
9335-BHKV2*	20.5	16" to 24" adj. bar hanger, Speed Klamps™ factory installed	2-15/16	3-1/2 (4-3/4)	50	1 - 1-1/4	88125	18	25
9335-HNKV2*	20.5	"HN" hanger, Speed Klamps™ factory installed	2-15/16	3-1/2 (4-3/4)	50	1 - 1-1/4	88126	50	30
9350-16KV	22.5	16" bar hanger, Speed Klamps™ factory installed	2-7/16	4 (5-1/4)	50	1/2 - 5/8	98301	24	24
9350-BHKV	22.5	16" to 24" adj. bar hanger, Speed Klamps™ factory installed	2-7/16	4 (5-1/4)	50	1/2 - 5/8	88124	18	26
9350-BHKV2*	22.5	16" to 24" adj. bar hanger, Speed Klamps™ factory installed	2-7/16	4 (5-1/4)	50	1 - 1-1/4	10484	18	25
9350-HNKV2*	22.5	"HN" hanger, Speed Klamps™ factory installed	2-7/16	4 (5-1/4)	50	1 - 1-1/4	10485	50	30
9351-NKV	22.5	Fetter ring nails, Speed Klamps™ factory installed	2-7/16	4 (5-1/4)	50	1/2 - 5/8	65811	48	26


NOTE: All dimensions are inches unless specified otherwise.

See page 7 for Attachment Coding descriptions - *"V2" for use in double 5/8" drywall applications

Allied Moulded Products, Inc., Bryan, OH 43506 • ph: 800-722-2679 • fax: 800-237-7269 • www.alliedmoulded.com



Residential Units



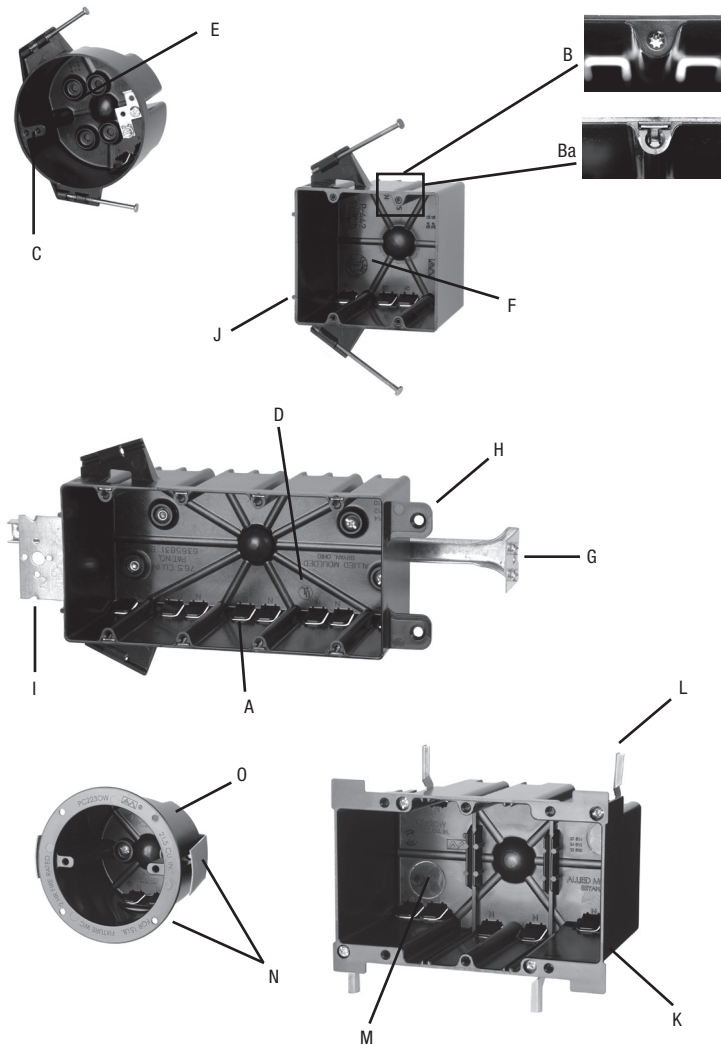
Material Characteristics

Allied Moulded flexBOX® switch and outlet boxes are molded of engineering grades of non-metallic thermoplastic materials. Our flexBOX line of products was created for the electrical contractor looking for non-metallic outlet boxes with “soft box” characteristics. Allied Moulded’s flexBOX line offers the following material advantages:

- Non-corrosive
- Non-conductive
- Splined thread holes – wall boxes
- Light weight
- No accessory clamps
- Machine tapped holes – ceiling boxes



Labor Saving Features



- A. Patented #6,365,831 B1 integral Speed Klamps™
- B. Molded thread device holes for wall boxes.
 - a. Optional Quick Thread™ device holes.
- C. Machine tapped thread holes for secure fixture installation.
- D. Proudly UL® listed
- E. 2-Hour Fire Rated clearly marked for easy inspector identification.
- F. Large cubic inch capacity clearly marked and easy for contractor and inspector to locate and identify.
- G. Stabilizing bracket for maximum support and flush face alignment of wall boxes.
- H. Molded wallboard tabs for securing multi-gang boxes on the opposite end of the framing stud.
- I. Wall box face brackets for steel or wood stud construction.
- J. Offset gauge marks on box give positive stop for the proper wall thickness.
- K. Square corner design for easy wall cut-in.
- L. Steel wing brackets for secure box mounting.
- M. 1/2" knockouts in multi-gang old work boxes for use with wire/conduit connectors.
- N. Molded flange and steel snap bracket for secure old work box installation.
- O. Round exterior for easy wall cut-in.















Flexbox® Attachment Codings

- B – Stabilizer bracket
- G – Ground strap
- R – Reverse nail mounting option
- BH – Adjustable bar hanger for 16" to 24" joist spacing
- N – Nail on mounting
- H – Face bracket for steel and wood stud mounting
- QT – Quick Thread™ device hole option
- 16 – Bar hanger max 16" joist spacing

Residential Switch or Receptacle Box



Model	Cu. In. Volume	Catalog Number	Component Description	D	W	H	UPC#	Std. Pkg. Qty.	Std. Pkg. Wt. (lb.)
P-108E 	8.0	P-108E	Single gang, ears	1-1/4	2-3/8	3-3/4	24917	24	3
P-108H 	8.0	P-108H	Side bracket mount	1-1/4	2-3/8	3-3/4	24918	24	3
P-116OW 	16.0	P-116OW	Single gang, ears, wing brackets, 1/2 Knockout	2-5/8	2-3/8	3-11/16	24915	48	9
Series P-181 	18.0	P-181*	Single gang, angled mid-nails	2-5/8	2-5/16	3-3/4	24391	100	20
	18.0	P-181QT	Single gang, angled mid-nails, Quick Thread™ device holes	2-5/8	2-5/16	3-3/4	24399	100	20
P-181H 	18.0	P-181H	Single gang, face bracket mount, 1/2" NM knockout	2-5/8	2-5/16	3-3/4	24916	48	11
	18.0	P-181HZ	Single gang, face bracket mount 1/2" NM knockout, "Z" hanger	2-5/8	2-5/16	3-3/4	24919	36	11
P-181RK 	18.0	P-181RK	Single gang, reverse nails, molded-in Speed Klamps™	2-5/8	2-5/16	3-3/4	24398	100	20
Series P-201 	20.5	P-201*	Single gang, angled nails	3-1/16	2-5/16	3-3/4	24900	100	22
	20.5	P-201QT	Single gang, angled nails, Quick Thread™ device holes	3-1/16	2-5/16	3-3/4	24909	100	23
P-201R 	20.5	P-201R	Single gang, reverse nails	3-1/16	2-5/16	3-3/4	24901	100	23
Series P-241 	24.0	P-241*	Single gang, angled nails	3-9/16	2-5/16	3-3/4	24903	100	26
	24.0	P-241QT	Single gang, angled nails Quick Thread™ device holes	3-9/16	2-5/16	3-3/4	24904	100	26
Series P-241H 	24.0	P-241H*	Single gang, face bracket mount	3-9/16	2-5/16	3-3/4	24907	50	12
	24.0	P-241HQT	Single gang, Quick Thread™ device holes	3-9/16	2-5/16	3-3/4	24908	50	12
P-122OW 	22.5	P-122OW	Single gang, ears, wing brackets, molded-in Speed Klamps™	3-3/4	2-3/8	3-3/4	24913	48	13
P-122SC 	24.0	P-122SC	Patented, angled mid-nails, four wire knockouts, 2 recessed buttons	1-3/4	2-5/16	3-3/4	24914	24	9

* Indicates model shown • See page 36 for Attachment Coding descriptions

Allied Moulded Products, Inc., Bryan, OH 43506 • ph: 800-722-2679 • fax: 800-237-7269 • www.alliedmoulded.com



Two Gang: Residential Switch or Receptacle Box




Series P-442



Cu. In. Volume	Catalog Number	Component Description	D	W	H	UPC# 85339	Std. Pkg. Qty.	Std. Pkg. Wt. (lb.)
43.0	P-442*	Two gang, angled nails, molded-in Speed Klamps™, two ½" knockouts	3-9/16	4	3-3/4	44000	50	17
43.0	P-442QT	Two gang, angled nails, Quick Thread™ device holes, molded-in Speed Klamps™, two ½" knockouts	3-9/16	4	3-3/4	44001	50	17

Series P-442H



Cu. In. Volume	Catalog Number	Component Description	D	W	H	UPC# 85339	Std. Pkg. Qty.	Std. Pkg. Wt. (lb.)
43.0	P-442H*	Two gang, face bracket side mount hanger, molded-in Speed Klamps™ two ½" knockouts	3-9/16	4	3-3/4	44002	50	18
43.0	P-442HQT	Two gang, face bracket side mount hanger, Quick Thread™ device holes, Speed Klamps™, two ½" knockouts	3-9/16	4	3-3/4	44003	50	21


P-2400W



Cu. In. Volume	Catalog Number	Component Description	D	W	H	UPC# 85339	Std. Pkg. Qty.	Std. Pkg. Wt. (lb.)
40.0	P-2400W	Two gang, wing brackets, ears, molded-in Speed Klamps™, two 1/2" knockouts, use LVP-2 partition for dual voltage applications	3-3/8	4-1/8	3-11/16	24912	24	8


Three Gang: Residential Switch or Receptacle Box

Series P-643




Cu. In. Volume	Catalog Number	Component Description	D	W	H	UPC# 85339	Std. Pkg. Qty.	Std. Pkg. Wt. (lb.)
63.0	P-643*	Three gang, angled nails, molded-in Speed Klamps™	3-9/16	5-13/16	3-3/4	46302	20	9
63.0	P-643QT	Three gang, angled nails, Quick Thread™ device holes, molded-in Speed Klamps™	3-9/16	5-13/16	3-3/4	46301	20	9

Series P-643H



Cu. In. Volume	Catalog Number	Component Description	D	W	H	UPC# 85339	Std. Pkg. Qty.	Std. Pkg. Wt. (lb.)
63.0	P-643H*	Three gang, face bracket side mount hanger, molded-in Speed Klamps™	3-9/16	5-13/16	3-3/4	46303	20	11
63.0	P-643HQT	Three gang, face bracket side mount Quick Thread™ device holes, molded-in Speed Klamps™	3-9/16	5-13/16	3-3/4	46304	20	11

P-3520W



Cu. In. Volume	Catalog Number	Component Description	D	W	H	UPC# 85339	Std. Pkg. Qty.	Std. Pkg. Wt. (lb.)
55.0	P-3520W	Three gang, wing brackets, ears, molded-in Speed Klamps™, 1/2" knockouts, use LVP-2 partition for dual voltage applications	3-3/8	5-15/16	3-11/16	33201	12	5


* Indicates model shown • See page 36 for Attachment Coding descriptions



Residential Switch or Receptacle Box



Series P-764



** not UL classified for fire resistive walls

Cu. In. Volume	Catalog Number	Component Description	D	W	H	UPC# 85339	Std. Pkg. Qty.	Std. Pkg. Wt. (lb.)
74.8	P-764*	Four gang, angled nails, molded-in Speed Klamps™	3-1/4	7-5/8	3-3/4	94060	20	10
74.8	P-764QT	Four gang, angled nails, Quick Thread™ device holes, molded-in Speed Klamps™	3-1/4	7-5/8	3-3/4	94063	20	10

Series P-764B



** not UL classified for fire resistive walls

Cu. In. Volume	Catalog Number	Component Description	D	W	H	UPC# 85339	Std. Pkg. Qty.	Std. Pkg. Wt. (lb.)
74.8	P-764B*	Four gang, angled nails, molded-in Speed Klamps™, stabilizer bracket	3-1/4	7-5/8	3-3/4	94061	20	14
74.8	P-764BQT	Four gang, angled nails, Quick Thread™ device holes, molded-in Speed Klamps™, stabilizer bracket	3-1/4	7-5/8	3-3/4	94062	20	14

Series P-764H



** not UL classified for fire resistive walls

Cu. In. Volume	Catalog Number	Component Description	D	W	H	UPC# 85339	Std. Pkg. Qty.	Std. Pkg. Wt. (lb.)
74.8	P-764H*	Four gang, face bracket side mount hanger, molded-in Speed Klamps™	3-1/4	7-5/8	3-3/4	94064	12	7
74.8	P-764HQT	Four gang, face bracket side mount hanger, Quick Thread™ device holes, molded-in Speed Klamps™	3-1/4	7-5/8	3-3/4	94065	12	8

Series P-764HB



** not UL classified for fire resistive walls

Cu. In. Volume	Catalog Number	Component Description	D	W	H	UPC# 85339	Std. Pkg. Qty.	Std. Pkg. Wt. (lb.)
74.8	P-764HB*	Four gang, face bracket side mount hanger, molded-in Speed Klamps™ stabilizer bracket	3-1/4	7-5/8	3-3/4	94066	6	5
74.8	P-764HBQT	Four gang, face bracket side mount hanger, Quick Thread™ device holes, molded-in Speed Klamps™, stabilizer bracket	3-1/4	7-5/8	3-3/4	94067	6	5


4" Square Junction Boxes:

Series PJ-20



Cu. In. Volume	Catalog Number	Component Description	D	W	H	UPC# 85339	Std. Pkg. Qty.	Std. Pkg. Wt. (lb.)
20.5	PJ-20N	4" square junction box, 20.5 cu. in., angled nails, molded-in Speed Klamps™	1-5/8	4	4	99001	48	12
20.5	PJ-20H	4" square junction box, 20.5 cu. in., face bracket side mount hanger, molded-in Speed Klamps™	1-5/8	4	4	99000	48	15

Series PJ-32



Cu. In. Volume	Catalog Number	Component Description	D	W	H	UPC# 85339	Std. Pkg. Qty.	Std. Pkg. Wt. (lb.)
32.5	PJ-32N	4" square junction box, 32.5 cu. in., angled nails, molded-in Speed Klamps™	2-1/2	4	4	99003	48	13
32.5	PJ-32H	4" square junction box, 32.5 cu. in., face bracket side mount hanger, molded-in Speed Klamps™	2-1/2	4	4	99002	48	17

* Indicates model shown • See page 36 for Attachment Coding descriptions

Allied Moulded Products, Inc., Bryan, OH 43306 • ph: 800-722-2679 • fax: 800-237-7269 • www.alliedmoulded.com

 Unless otherwise noted.

flexibox® Four Gang/
4" Square Junction Box

Plaster Rings and Cover:



Series PJ-4S



Cu. In. Volume	Catalog Number	Component Description	D	W	H	UPC# 85339	Std. Pkg. Qty.	Std. Pkg. Wt. (lb.)
4.2	PJ-4S1*	Single gang plaster ring, 1/2" offset	5/8	4	4	99004	100	7
5.1	PJ-4S2	Single gang plaster ring, 5/8" offset	3/4	4	4	99005	50	5

Series PJ-4T



Cu. In. Volume	Catalog Number	Component Description	D	W	H	UPC# 85339	Std. Pkg. Qty.	Std. Pkg. Wt. (lb.)
6.7	PJ-4T1*	Two gang plaster ring, 1/2" offset	5/8	4	4	99006	50	4
8.1	PJ-4T2	Two gang plaster ring, 5/8" offset	3/4	4	4	99007	50	4

PJ-4B



Cu. In. Volume	Catalog Number	Component Description	D	W	H	UPC# 85339	Std. Pkg. Qty.	Std. Pkg. Wt. (lb.)
0.0	PJ-4B	Square blank cover	-	4	4	99008	100	8

3-1/2" Dia. Round Outlet:

Residential Units

Series PC213-BH



For 16"-24" on center joist applications

Cu. In. Volume	Catalog Number	Component Description	D	W	Fixture Rating	UPC# 85339	Std. Pkg. Qty.	Std. Pkg. Wt. (lb.)
21.0	PC213-BH	16"-24" adj. bar hanger, molded-in Speed Klamps™	2-13/16	3-1/2	50 lb.	98030	24	27
21.0	PC213-BHG*	16"-24" adj. bar hanger, ground strap, molded-in Speed Klamps™	2-13/16	3-1/2	50 lb.	98031	24	27

Series PC213-N



Cu. In. Volume	Catalog Number	Component Description	D	W	Fixture Rating	UPC# 85339	Std. Pkg. Qty.	Std. Pkg. Wt. (lb.)
21.0	PC213-N	Angled Fether ring nails, molded-in Speed Klamps™	2-13/16	3-1/2	50 lb.	98011	50	11
21.0	PC213-NG*	Angled Fether ring nails, ground strap, molded-in Speed Klamps™	2-13/16	3-1/2	50 lb.	98012	50	12

Series PC213-16



For 16" on center joist applications only

Cu. In. Volume	Catalog Number	Component Description	D	W	Fixture Rating	UPC# 85339	Std. Pkg. Qty.	Std. Pkg. Wt. (lb.)
21.0	PC213-16	16" bar hanger, molded-in Speed Klamps™	2-13/16	3-1/2	50 lb.	98304	24	16
21.0	PC213-16G*	16" bar hanger, ground strap, molded-in Speed Klamps™	2-13/16	3-1/2	50 lb.	98305	24	16

PC2230W



■ Meets NEC for wall applications

Cu. In. Volume	Catalog Number	Component Description	D	W	Fixture Rating	UPC# 85339	Std. Pkg. Qty.	Std. Pkg. Wt. (lb.)
21.5	PC2230W	Flange, snap bracket, molded-in Speed Klamps™	2-13/16	3-1/2	■	98028	24	9

* Indicates model shown • See page 36 for Attachment Coding descriptions



flexBOX® Plaster Rings/
3-1/2" Dia. Round Outlets

4" Dia. Round Outlet:



ALLIED
MOULDED
PRODUCTS, Inc.

Residential Units



Series PC234-BH



For 16"-24" on center joist applications

Cu. In. Volume	Catalog Number	Component Description	D	W	Fixture Rating	UPC# 85339	Std. Pkg. Qty.	Std. Pkg. Wt. (lb.)
23.0	PC234-BH*	16"-24" adj. bar hanger, molded-in Speed Klamps™	2-15/16	4	50 lb.	98032	24	26
23.0	PC234-BHG	16"-24" adj. bar hanger, ground strap, molded-in Speed Klamps™	2-15/16	4	50 lb.	98033	24	27

Series PC234-N



Cu. In. Volume	Catalog Number	Component Description	D	W	Fixture Rating	UPC# 85339	Std. Pkg. Qty.	Std. Pkg. Wt. (lb.)
23.0	PC234-N	Angled Fetter ring nails, molded-in Speed Klamps™	2-15/16	4	50 lb.	98025	50	11
23.0	PC234-NG*	Angled Fetter ring nails, ground strap, molded-in Speed Klamps™	2-15/16	4	50 lb.	98026	50	12

Series PC234-16



For max 16" on center joist applications only

Cu. In. Volume	Catalog Number	Component Description	D	W	Fixture Rating	UPC# 85339	Std. Pkg. Qty.	Std. Pkg. Wt. (lb.)
23.0	PC234-16	16" bar hanger, molded-in Speed Klamps™	2-15/16	4	50 lb.	98306	24	16
23.0	PC234-16G*	16" bar hanger, ground strap, molded-in Speed Klamps™	2-15/16	4	50 lb.	98307	24	16

* Indicates model shown • See page 36 for Attachment Coding descriptions



Single Gang: Old Work/Manufactured Housing Boxes



Series P-108E



Cu. In. Volume	Catalog Number	Component Description	D	W	H	UPC# 85339	Std. Pkg. Qty.	Std. Pkg. Wt. (lb.)
8.0	P-108E	Single gang, ears	1-1/4	2-3/8	3-3/4	24917	24	3

Series P-116OW



Cu. In. Volume	Catalog Number	Component Description	D	W	H	UPC# 85339	Std. Pkg. Qty.	Std. Pkg. Wt. (lb.)
16.0	P-116OW	Single gang, ears, wing brackets	2-5/8	2-3/8	3-11/16	24915	48	9

1096-NR




Cu. In. Volume	Catalog Number	Component Description	Outside Dimensions			UPC# 85339	Std. Pkg. Qty.	Std. Pkg. Wt. (lb.)
			D	W	H			
18.0	1096-NR	Reverse nails	3	2-1/4	3-13/16	24413	100	31

P-181RK



Cu. In. Volume	Catalog Number	Component Description	Outside Dimensions			UPC# 85339	Std. Pkg. Qty.	Std. Pkg. Wt. (lb.)
			D	W	H			
18.0	P-181RK	Flexbox® single gang, reverse nails, molded-in Speed Klamps™	2-5/8	2-5/16	3-3/4	24398	100	20

P-201R



Cu. In. Volume	Catalog Number	Component Description	Outside Dimensions			UPC# 85339	Std. Pkg. Qty.	Std. Pkg. Wt. (lb.)
			D	W	H			
20.5	P-201R	Flexbox® single gang, reverse nails	3-1/16	2-5/16	3-3/4	24901	100	23

Series 9301-E



Cu. In. Volume	Catalog Number	Component Description	Outside Dimensions			UPC# 85339	Std. Pkg. Qty.	Std. Pkg. Wt. (lb.)
			D	W	H			
9.0	9301-E	Ears, wire clamps-bulk packed	1-3/4	2-3/8	3-1/4	10010	100	22
9.0	9301-EC2*	Ears, 2 wire clamps-factory installed	1-3/4	2-3/8	3-1/4	10011	100	25

9324-N



Cu. In. Volume	Catalog Number	Component Description	Outside Dimensions			UPC# 85339	Std. Pkg. Qty.	Std. Pkg. Wt. (lb.)
			D	W	H			
12.0	9324-N	Nails	1-3/4	2-3/8	4-1/8	10165	100	27

Series 9331-E



Cu. In. Volume	Catalog Number	Component Description	Outside Dimensions			UPC# 85339	Std. Pkg. Qty.	Std. Pkg. Wt. (lb.)
			D	W	H			
14.0	9331-E	Ears, Speed Klamps™-bulk packed	2-1/2	2-3/8	3-1/4	10235	100	27
14.0	9331-EC2	Ears, 2 wire clamps-factory installed	2-1/2	2-3/8	3-1/4	10236	100	31
14.0	9331-EK*	Ears, Speed Klamps™-factory installed	2-1/2	2-3/8	3-1/4	10239	100	28

* Indicates model shown • See page 7 for Attachment Coding descriptions



Single Gang: Old Work/Manufactured Housing Boxes



Series 9331-ES



Cu. In. Volume	Catalog Number	Component Description	Outside Dimensions			UPC# 85339	Std. Pkg. Qty.	Std. Pkg. Wt. (lb.)
			D	W	H			
14.0	9331-ES	Ears, snap bracket, Speed Klamps™-bulk packed	2-1/2	2-3/8	3-1/4	10242	50	21
14.0	9331-ESC2	Ears, snap bracket, 2 wire clamps-factory installed	2-1/2	2-3/8	3-1/4	10244	50	23
14.0	9331-ESK*	Ears, snap bracket, Speed Klamps™-factory installed	2-1/2	2-3/8	3-1/4	10243	50	21

Series 9331-EW



Cu. In. Volume	Catalog Number	Component Description	Outside Dimensions			UPC# 85339	Std. Pkg. Qty.	Std. Pkg. Wt. (lb.)
			D	W	H			
14.0	9331-EW	Ears, wing brackets, Speed Klamps™-bulk packed	2-1/2	2-3/8	3-1/4	38500	100	30
14.0	9331-EWC2	Ears, wing brackets, 2 wire clamps-factory installed	2-1/2	2-3/8	3-1/4	38510	100	33
14.0	9331-EWK*	Ears, wing brackets, Speed Klamps™-factory installed	2-1/2	2-3/8	3-1/4	38511	100	30

Series 9361-E



Cu. In. Volume	Catalog Number	Component Description	Outside Dimensions			UPC# 85339	Std. Pkg. Qty.	Std. Pkg. Wt. (lb.)
			D	W	H			
16.0	9361-E	Ears, Speed Klamps™-bulk packed	2-7/8	2-3/8	3-1/4	10555	100	29
16.0	9361-EC2	Ears, 2 wire clamps-factory installed	2-7/8	2-3/8	3-1/4	10560	100	32
16.0	9361-EK*	Ears, Speed Klamps™-factory installed	2-7/8	2-3/8	3-1/4	10561	100	29

Series 9361-ES



Cu. In. Volume	Catalog Number	Component Description	Outside Dimensions			UPC# 85339	Std. Pkg. Qty.	Std. Pkg. Wt. (lb.)
			D	W	H			
16.0	9361-ES	Ears, snap bracket, Speed Klamps™-bulk packed	2-7/8	2-3/8	3-1/4	10562	50	22
16.0	9361-ESC2	Ears, snap bracket, 2 wire clamps-factory installed	2-7/8	2-3/8	3-1/4	10564	50	24
16.0	9361-ESK*	Ears, snap bracket, Speed Klamps™-factory installed	2-7/8	2-3/8	3-1/4	10566	50	22

Series 9363-E



Cu. In. Volume	Catalog Number	Component Description	Outside Dimensions			UPC# 85339	Std. Pkg. Qty.	Std. Pkg. Wt. (lb.)
			D	W	H			
16.0	9363-E	Ears, Speed Klamps™-bulk packed	2-7/8	2-3/8	3-1/4	10570	100	30
16.0	9363-EC2	Ears, 2 wire clamps-factory installed	2-7/8	2-3/8	3-1/4	10571	100	32
16.0	9363-EK*	Ears, Speed Klamps™-factory installed	2-7/8	2-3/8	3-1/4	10576	100	30

Series 9363-EW



Cu. In. Volume	Catalog Number	Component Description	Outside Dimensions			UPC# 85339	Std. Pkg. Qty.	Std. Pkg. Wt. (lb.)
			D	W	H			
16.0	9363-EW	Ears, wing brackets, Speed Klamps™-bulk packed	2-7/8	2-3/8	3-1/4	10572	100	32
16.0	9363-EWC2	Ears, wing brackets, 2 wire clamps-factory installed	2-7/8	2-3/8	3-1/4	10573	100	35
16.0	9363-EWK*	Ears, wing brackets, Speed Klamps™-factory installed	2-7/8	2-3/8	3-1/4	10578	100	32


* Indicates model shown • See page 7 for Attachment Coding descriptions



Single Gang: Old Work/Manufactured Housing Boxes



9366-EK




Cu. In. Volume	Catalog Number	Component Description	Outside Dimensions			UPC#	Std. Pkg. Qty.	Std. Pkg. Wt. (lb.)
			D	W	H	85339		
18.0	9366-EK	Wide body box, ears, Speed Klamps™-factory installed	2-3/4	2-3/4	3-1/4	77003	100	32

Series 9366-EW



Cu. In. Volume	Catalog Number	Component Description	Outside Dimensions			UPC#	Std. Pkg. Qty.	Std. Pkg. Wt. (lb.)
			D	W	H	85339		
18.0	9366-EW	Wide body box, ears, wing brackets, Speed Klamps™-bulk packed	2-3/4	2-3/4	3-1/4	77001	100	34
18.0	9366-EWK*	Wide body box, ears, wing brackets, Speed Klamps™-factory installed	2-3/4	2-3/4	3-1/4	77002	100	34

Series 9367



Cu. In. Volume	Catalog Number	Component Description	Outside Dimensions			UPC#	Std. Pkg. Qty.	Std. Pkg. Wt. (lb.)
			D	W	H	85339		
16.0	9367-E	Side cube box, ears, Now UL® listed	1-11/16	2-3/8 open 4-15/16 overall	3-1/4	75600	50	16
16.0	9367-EW*	Side cube box, ears, wing brackets, Now UL® listed	1-11/16	2-3/8 open 4-15/16 overall	3-1/4	75601	50	17

Series 9368-E



Cu. In. Volume	Catalog Number	Component Description	Outside Dimensions			UPC#	Std. Pkg. Qty.	Std. Pkg. Wt. (lb.)
			D	W	H	85339		
18.0	9368-E	Ears, Speed Klamps™-bulk packed	3-3/16	2-3/8	3-1/4	76000	100	31
18.0	9368-EK*	Ears, Speed Klamps™-factory installed	3-3/16	2-3/8	3-1/4	76003	100	32

Series 9368-EW



Cu. In. Volume	Catalog Number	Component Description	Outside Dimensions			UPC#	Std. Pkg. Qty.	Std. Pkg. Wt. (lb.)
			D	W	H	85339		
18.0	9368-EW	Ears, wing brackets, Speed Klamps™-bulk packed	3-3/16	2-3/8	3-1/4	76002	100	34
18.0	9368-EWK*	Ears, wing brackets, Speed Klamps™-factory installed	3-3/16	2-3/8	3-1/4	76001	100	34

P-1220W



Cu. In. Volume	Catalog Number	Component Description	D	W	H	UPC#	Std. Pkg. Qty.	Std. Pkg. Wt. (lb.)
						85339		
22.5	P-1220W	Flexbox® Single gang, ears, wing brackets, molded-in Speed Klamps™	3-3/4	2-3/8	3-3/4	24913	48	13

Template



Cu. In. Volume	Catalog Number	Component Description	Outside Dimensions			UPC#	Std. Pkg. Qty.	Std. Pkg. Wt. (lb.)
			D	W	H	85339		
-	1TP	Metal template for single gang old work box: 9331-E Series, 9363-E Series, 9368-E Series	-	-	-	88015	1	1

* Indicates model shown • See page 7 for Attachment Coding descriptions


Allied Moulded Products, Inc., Bryan, OH 43506 • ph: 800-722-2679 • fax: 800-237-7269 • www.alliedmoulded.com



Two Gang: Old Work/Manufactured Housing Boxes




Series 9312-E




Cu. In. Volume	Catalog Number	Component Description	Outside Dimensions			UPC# 85339	Std. Pkg. Qty.	Std. Pkg. Wt. (lb.)
			D	W	H			
28.0	9312-E	Ears, Speed Klamps™-bulk packed	2-3/4	4-1/8	3-1/4	10064	50	23
28.0	9312-EK*	Ears, Speed Klamps™-factory installed	2-3/4	4-1/8	3-1/4	29112	50	24

Series 9312-EW



Cu. In. Volume	Catalog Number	Component Description	Outside Dimensions			UPC# 85339	Std. Pkg. Qty.	Std. Pkg. Wt. (lb.)
			D	W	H			
28.0	9312-EW	Ears, wing brackets, Speed Klamps™-bulk packed	2-3/4	4-1/8	3-1/4	29100	50	25
28.0	9312-EWC2	Ears, wing brackets, 2 wire clamps-factory installed	2-3/4	4-1/8	3-1/4	29110	50	26
28.0	9312-EWC4	Ears, wing brackets, 4 wire clamps-factory installed	2-3/4	4-1/8	3-1/4	29120	50	28
28.0	9312-EWK*	Ears, wing brackets, Speed Klamps™-factory installed	2-3/4	4-1/8	3-1/4	29111	50	25

Series 9329-EW



Cu. In. Volume	Catalog Number	Component Description	Outside Dimensions			UPC# 85339	Std. Pkg. Qty.	Std. Pkg. Wt. (lb.)
			D	W	H			
32.5	9329-EW	Ears, wing brackets, Speed Klamps™-bulk packed	3-1/4	4-1/8	3-1/4	10801	50	25
32.5	9329-EWK*	Ears, wing brackets, Speed Klamps™-factory installed	3-1/4	4-1/8	3-1/4	10802	50	25

P-2400W




Cu. In. Volume	Catalog Number	Component Description	Outside Dimensions			UPC# 85339	Std. Pkg. Qty.	Std. Pkg. Wt. (lb.)
			D	W	H			
40.0	P-2400W	Flexbox® Two gang, ears, wing brackets, molded-in Speed Klamps™, 1/2" knockouts, use LVP-2 partition for dual voltage applications	3-3/8	4-1/8	3-11/16	24912	24	8

9372-NMHK



Cu. In. Volume	Catalog Number	Component Description	Outside Dimensions			UPC# 85339	Std. Pkg. Qty.	Std. Pkg. Wt. (lb.)
			D	W	H			
30.0	9372-NMHK	Nails, 3/16" panel stops, Speed Klamps™-factory installed	2-3/4	4	3-3/4	10683	50	26

Template



Cu. In. Volume	Catalog Number	Component Description	Outside Dimensions			UPC# 85339	Std. Pkg. Qty.	Std. Pkg. Wt. (lb.)
			D	W	H			
-	2TP	Metal template for two gang old work box: 9312-E Series, 9329-E Series	-	-	-	88016	1	1

* Indicates model shown • See page 7 for Attachment Coding descriptions


Allied Moulded Products, Inc., Bryan, OH 43506 • ph: 800-722-2679 • fax: 800-237-7269 • www.alliedmoulded.com



Three Gang: Old Work/Manufactured Housing Boxes




Series 9313-EW




Cu. In. Volume	Catalog Number	Component Description	Outside Dimensions D	W	H	UPC# 85339	Std. Pkg. Qty.	Std. Pkg. Wt. (lb.)
42.5	9313-EW	Ears, wing brackets, Speed Klamps™-bulk packed	2-7/8	5-15/16	3-1/4	10093	25	16
42.5	9313-EWC3	Ears, wing brackets, 3 wire clamps-factory installed	2-7/8	5-15/16	3-1/4	10095	25	17
42.5	9313-EWK*	Ears, wing brackets, Speed Klamps™-factory installed	2-7/8	5-15/16	3-1/4	10094	25	16

P-3520W



Cu. In. Volume	Catalog Number	Component Description	D	W	H	UPC# 85339	Std. Pkg. Qty.	Std. Pkg. Wt. (lb.)
55.0	P-3520W	Flexbox® Three gang, ears, wing brackets, molded-in Speed Klamps™ 1/2" knockouts, use LVP-2 partition for dual voltage applications	3-3/8	5-15/16	3-11/16	33201	12	5

Series 9314-EWK



Cu. In. Volume	Catalog Number	Component Description	D	W	H	UPC# 85339	Std. Pkg. Qty.	Std. Pkg. Wt. (lb.)
70.0	9314-EWK	Ears, wing brackets, 1/2" knockouts Speed Klamps™ - factory installed	3-9/16	7-11/16	3-3/4	31800	6	7

NOTE: LVP-1 voltage divider can be used with 9314-EWK.

3-1/2" Round Wall Boxes: Old Work/Manufactured Housing Boxes

Series 9304



Cu. In. Volume	Catalog Number	Component Description	D	W	Fixture Rating	UPC# 85339	Std. Pkg. Qty.	Std. Pkg. Wt. (lb.)
3.5	9304* (Top photo)	Fixture mounting holes on 2-3/4" centers, not UL® listed. See NEC 2008 410.10.	5/8	3-3/8	-	10025	100	13
3.5	9304-G* (Btm photo)	Fixture mounting holes on 2-3/4" centers, ground strap, not UL® listed. See NEC 2008 410.10.	5/8	3-3/8	-	10026	100	14

Series 9305-S



Cu. In. Volume	Catalog Number	Component Description	D	W	Fixture Rating	UPC# 85339	Std. Pkg. Qty.	Std. Pkg. Wt. (lb.)
14.0	9305-S	3/0 box with flange, snap bracket, Speed Klamps™-bulk packed	1-3/4	3-1/2	15 lb.	27350	50	22
14.0	9305-SC2	3/0 box with flange, snap bracket, 2 wire clamps-factory installed	1-3/4	3-1/2	15 lb.	27360	50	23
14.0	9305-SK*	3/0 box with flange, snap bracket, Speed Klamps™-factory installed	1-3/4	3-1/2	15 lb.	27351	50	21

Series 9305-SG



Cu. In. Volume	Catalog Number	Component Description	D	W	Fixture Rating	UPC# 85339	Std. Pkg. Qty.	Std. Pkg. Wt. (lb.)
14.0	9305-SG	3/0 box with flange, snap bracket, ground strap, Speed Klamps™-bulk packed	1-3/4	3-1/2	15 lb.	27370	50	23
14.0	9305-SGK*	3/0 box with flange, snap bracket, ground strap, Speed Klamps™-factory installed	1-3/4	3-1/2	15 lb.	27371	50	23

* Indicates model shown • See page 7 for Attachment Coding descriptions

Allied Moulded Products, Inc., Bryan, OH 43506 • ph: 800-722-2679 • fax: 800-237-7269 • www.alliedmoulded.com



Three Gang/3-1/2" Round Wall Boxes - Old Work

3-1/2" Round Wall Boxes: Old Work/Manufactured Housing Boxes



ALLIED
MOULDED
PRODUCTS, Inc.



Series 9338-E



Cu. In. Volume	Catalog Number	Component Description	D	W	Fixture Rating	UPC# 85339	Std. Pkg. Qty.	Std. Pkg. Wt. (lb.)
14.0	9338-E	Ears, Speed Klamps™-bulk packed	2	3-1/2	15 lb.	46000	50	14
14.0	9338-EK*	Ears, Speed Klamps™-factory installed	2	3-1/2	15 lb.	46001	50	15
14.0	9338-EKT	Ears, Speed Klamps™-factory installed, "T" tapped device holes	2	3-1/2	15 lb.	46038	50	15

Series 9338-ES



Cu. In. Volume	Catalog Number	Component Description	D	W	Fixture Rating	UPC# 85339	Std. Pkg. Qty.	Std. Pkg. Wt. (lb.)
14.0	9338-ES	Ears, snap bracket, Speed Klamps™-bulk packed	2	3-1/2	15 lb.	46005	50	20
14.0	9338-ESC2	Ears, snap bracket, 2 wire clamps-factory installed	2	3-1/2	15 lb.	46015	50	22
14.0	9338-ESC2T	Ears, snap bracket, 2 wire clamps-factory installed, "T" tapped device holes	2	3-1/2	15 lb.	46041	50	22
14.0	9338-ESK*	Ears, snap bracket, Speed Klamps™-factory installed	2	3-1/2	15 lb.	46006	50	20
14.0	9338-ESKT	Ears, snap bracket, Speed Klamps™-factory installed, "T" tapped device holes	2	3-1/2	15 lb.	46040	50	21
14.0	9338-EST	Ears, snap bracket, "T" tapped device holes, Speed Klamps™-bulk packed	2	3-1/2	15 lb.	46039	50	20

Series 9338-ESG



Cu. In. Volume	Catalog Number	Component Description	D	W	Fixture Rating	UPC# 85339	Std. Pkg. Qty.	Std. Pkg. Wt. (lb.)
14.0	9338-ESG	Ears, snap bracket, ground strap, Speed Klamps™-bulk packed	2	3-1/2	15 lb.	46020	50	21
14.0	9338-ESGC2	Ears, snap bracket, ground strap, 2 wire clamps-factory installed	2	3-1/2	15 lb.	46030	50	22
14.0	9338-ESGK*	Ears, snap bracket, ground strap, Speed Klamps™-factory installed	2	3-1/2	15 lb.	46021	50	21
14.0	9338-ESGKT	Ears, snap bracket, ground strap, Speed Klamps™-factory installed, "T" tapped device holes	2	3-1/2	15 lb.	46043	50	21

Series 9355-S



Cu. In. Volume	Catalog Number	Component Description	D	W	Fixture Rating	UPC# 85339	Std. Pkg. Qty.	Std. Pkg. Wt. (lb.)
22.0	9355-S	3/0 box with flange, snap bracket, Speed Klamps™-bulk packed	2-3/4	3-1/2	15 lb.	10480	50	26
22.0	9355-SK*	3/0 box with flange, snap bracket, Speed Klamps™-factory installed	2-3/4	3-1/2	15 lb.	68292	50	26

Series PC2230W



Cu. In. Volume	Catalog Number	Component Description	D	W	Fixture Rating	UPC# 85339	Std. Pkg. Qty.	Std. Pkg. Wt. (lb.)
21.5	PC2230W	Flexbox® 3/0 box with flange, snap bracket, molded-in Speed Klamps™	2-13/16	3-1/2	■	98028	24	9

■ Meets NEC for wall applications

* Indicates model shown • See page 7 for Attachment Coding descriptions

Allied Moulded Products, Inc., Bryan, OH 43506 • ph: 800-722-2679 • fax: 800-237-7269 • www.alliedmoulded.com



3-1/2" Round Wall Boxes - Old Work

3-1/2" Round Ceiling Fixture Support Boxes: Old Work/Manufactured Housing Boxes



Series 9305



▲ 50 lb ceiling fixture rating when bottom mounted per installation instructions

Cu. In. Volume	Catalog Number	Component Description	D	W	Fixture Rating	UPC# 85339	Std. Pkg. Qty.	Std. Pkg. Wt. (lb.)
14.0	9305	3/0 box with flange, Speed Klamps™-bulk packed	1-3/4	3-1/2	50 lb. ▲	10030	50	15
14.0	9305-C2	3/0 box with flange, 2 wire clamps-factory installed	1-3/4	3-1/2	50 lb. ▲	10032	50	17
14.0	9305-K*	3/0 box with flange, Speed Klamps™-factory installed	1-3/4	3-1/2	50 lb. ▲	10034	50	16

Series 9305-G



▲ 50 lb ceiling fixture rating when bottom mounted per installation instructions

Cu. In. Volume	Catalog Number	Component Description	D	W	Fixture Rating	UPC# 85339	Std. Pkg. Qty.	Std. Pkg. Wt. (lb.)
14.0	9305-G	3/0 box with flange, ground strap, Speed Klamps™-bulk packed	1-3/4	3-1/2	50 lb. ▲	10031	50	17
14.0	9305-GK*	3/0 box with flange, ground strap, Speed Klamps™-factory installed	1-3/4	3-1/2	50 lb. ▲	10036	50	17

Series 9355



▲ 50 lb ceiling fixture rating when bottom mounted per installation instructions

Cu. In. Volume	Catalog Number	Component Description	D	W	Fixture Rating	UPC# 85339	Std. Pkg. Qty.	Std. Pkg. Wt. (lb.)
22.0	9355	3/0 box with flange, Speed Klamps™-bulk packed	2-3/4	3-1/2	50 lb. ▲	10490	50	19
22.0	9355-K*	3/0 box with flange, Speed Klamps™-factory installed	2-3/4	3-1/2	50 lb. ▲	68291	50	19

Series 9355-G



▲ 50 lb ceiling fixture rating when bottom mounted per installation instructions

Cu. In. Volume	Catalog Number	Component Description	D	W	Fixture Rating	UPC# 85339	Std. Pkg. Qty.	Std. Pkg. Wt. (lb.)
22.0	9355-G	3/0 box with flange, ground strap, Speed Klamps™-bulk packed	2-3/4	3-1/2	50 lb. ▲	10491	50	21
22.0	9355-GK*	3/0 box with flange, ground strap, Speed Klamps™-factory installed	2-3/4	3-1/2	50 lb. ▲	68091	50	21

* Indicates model shown • See page 7 for Attachment Coding descriptions





Installation Instructions for Single Gang Boxes

Old Work Single Gang Boxes with "E" Ears

Part Numbers: 9331-EK, 9363-EK, 9368-EK

The Allied Moulded 9331-EK, 9363-EK and 9368-EK can be mounted two ways, either through the holes in the metal plaster ears or through the hole provided in the bottom of the box.

Ear Mount Instructions

1. Cut an opening in the wall to comply with NEC 314-20. Allied Moulded Products' template #1TP is designed to provide the guide for such a hole and allows 1/16" clearance around the outside of the box.
2. Using two (2) #8 sheet metal screws at least 3/4" in length, attach the box to the substrate. One screw should be located at each end of the box. UL® has tested these boxes in 3/8" thick plywood which is the substrate used for their standard test. The strength of the substrate must be equal to 3/8" thick plywood.
3. If the wall assembly is not accessible from the back side to complete the wiring, the wires must be secured to the box with Speed Klamps™ before installing the box in the wall assembly.

Bottom Mount Instructions

1. Cut an opening in the wall to comply with NEC 314-20. Allied Moulded Products' template #1TP is designed to provide the guide for such a hole and allows 1/16" clearance around the outside of the box.
2. Secure mounting block scab in wall.
3. Using one (1) #8 sheet metal screw at least 3/4" in length, mount box to the scab through the hole in the bottom of the box. UL® has tested these boxes in 3/8" thick plywood which is the substrate used for their standard test. The strength of the scab must be equal to 3/8" thick plywood.
4. If the wall assembly is not accessible from the back side to complete the wiring, the wires must be secured to the box with Speed Klamps™ before installing the box in the wall assembly.

Old Work Single Gang Boxes with "W" Wing Brackets

Part Numbers: 9331-EWK, 9363-EWK, 9368-EWK, P-1220W

The Allied Moulded 9331-EWK, 9363-EWK* and 9368-EWK are mounted identically. (1a.) P-1220W (1b.)

- 1a. Cut an opening in the wall to comply with NEC 314-20. Allied Moulded Products' template #1TP is

designed to provide the guide for such a hole and allows 1/16" clearance around the outside of the box.

- 1b. Cut an opening in the wall to comply with NEC 314-20. Using the box as a template, place the box open face against the wall surface where the box is to be installed. Draw a line along each long side and each short side stopping at the molded ears. Remove the box and with a straight edge, complete the rectangle. Cut along the line of the rectangle using the appropriate tools.
2. Insert box into opening. Tighten wing screws to secure box to wall substrate. UL® has tested these boxes in 3/8" thick plywood which is the substrate used for their standard test. The strength of the substrate must be equal to 3/8" thick plywood.
3. If the wall assembly is not accessible from the back side to complete the wiring, the wires must be secured to the box with Speed Klamps™ before installing the box in the wall assembly.

*Allied Moulded Products has had the 9363-EW style box tested in wall assemblies that use 5/16" thick gypsum board covering. This test was conducted by a testing laboratory that has been evaluated by BOCA as an independent testing and inspection agency for manufactured buildings. This report is available upon request.

Installation Instructions for Two Gang Boxes

Old Work Two Gang with "W" Wing Brackets

Part Numbers: 9312-EWK, 9329-EWK (1a.), P-2400W (1b.)

- 1a. Cut an opening in the wall to comply with NEC 314-20. Allied Moulded Products' template #2TP is designed to provide the guide for such a hole and allows 1/16" clearance around the outside of the box.
- 1b. Cut an opening in the wall to comply with NEC 314-20. Using the box as a template, place the box open face against the wall surface where the box is to be installed. Draw a line along each long side

and each short side stopping at the molded ears. Remove the box and with a straight edge, complete the rectangle. Cut long the line of the rectangle using the appropriate tools.

2. Insert box into opening. Tighten wing screws to secure box to wall substrate. UL® has tested these boxes in 3/8" thick plywood which is the substrate used for their standard test. The strength of the substrate must be equal to 3/8" thick plywood.
3. If the wall assembly is not accessible from the back side to complete the wiring, the wires must

be secured to the box with Speed Klamps™ before installing the box in the wall assembly.

Part Numbers: 9372-NMHK

1. Locate and position leveling rib on surface of box to the framing member. This will position box at a depth of 7/16 to 1/2 inch.
2. Hold box at desired position and drive nails into stud with hammer.
3. Install non-metallic sheathed cable through knockout.

Installation Instructions for Three Gang Boxes

Old Work Three Gang Box with "W" Wing Brackets

Part Numbers: 9313-EWK (1a.), P-3520W (1b.)

- 1a. Cut an opening in the wall to comply with NEC 314-20.
- 1b. Cut an opening in the wall to comply with NEC 314-20. Using the box as a template, place the box open face against the wall surface where the

box is to be installed. Draw a line along each long side and each short side stopping at the molded ears. Remove the box and with a straight edge, complete the rectangle. Cut along the line of the rectangle using the appropriate tools.

2. Insert box into opening. Tighten wing screws to secure box to wall substrate. UL® has tested these

boxes in 3/8" thick plywood which is the substrate used for their standard test. The strength of the substrate must be equal to 3/8" thick plywood.

3. If the wall assembly is not accessible from the back side to complete the wiring, the wires must be secured to the box with Speed Klamps™ before installing the box in the wall assembly.

Installation Instructions for 3-1/2" Round Boxes

Part Numbers: 9305-K, 9355-K, PC2230W

The Allied Moulded 9305-K and 9355-K can be mounted two ways, either through the holes in the flange or through the holes provided in the bottom of the box.

Flange Mount Instructions

1. Cut a 3-5/8" diameter circular hole in the wall or ceiling board. The box diameter is nominally 3-1/2" and the 3-5/8" diameter hole allows 1/16" clearance around the outside of the box.
2. Using two (2) #8 sheet metal screws at least 3/4" in length, attach the box to the substrate through two (2) of the holes provided diagonally across from each another. Note: Wall substance must be capable of supporting the box with the rated load.
3. If the wall assembly is not open to the back side to complete the wiring, the wires must be secured to the box with Speed Klamps™ before installing the box in the wall assembly.

Bottom Mount Instructions

1. Cut a 3-5/8" diameter circular hole in the wall or ceiling board. The box diameter is nominally 3-1/2" and the 3-5/8" diameter hole allows 1/16" clearance around the outside of the box.
2. Secure mounting block scab in wall. For a 9305-K, the scab is to be installed 1-13/16" from the substrate surface into the wall section. A 9355-K would require the scab to be mounted in the wall section 2-13/16" from the substrate surface. A PC2230W would require the scab to be mounted 2-13/16" from the substrate surface into the wall section.
3. Using two (2) #8 sheet metal screw at least 3/4" in length, mount box to the scab through the two (2) holes in the bottom of the box. Note: Wall substance must be capable of supporting the box with the rated load.
4. If the wall assembly is not accessible from the back side to complete the wiring, the wires must be secured to the box with Speed Klamps™ before installing the box in the wall assembly.

Old Work Round Boxes with "S" Snap Bracket (Wall applications)


Part Numbers: 9305-SK, 9338-ESK, 9355-SK, PC2230W

1. Cut a 3-5/8" diameter circular hole in the wall board. The box diameter is nominally 3-1/2" and the 3-5/8" diameter hole allows 1/16" clearance around the outside of the box.
2. Insert box into opening. Bracket will automatically compress and snap back into position. Tighten snap bracket screws until bracket is drawn snug to the back of the wallboard. Note: Wall substance must be capable of supporting the box with the rated load.
3. If the wall assembly is not accessible from the back side to complete the wiring, the wires must be secured to the box with Speed Klamps™ before installing the box in the wall assembly.





Low Voltage Partition




Cu. In. Volume	Catalog Number	Component Description	D	W	H	UPC# 85339	Std. Pkg. Qty.	Std. Pkg. Wt. (lb.)
----	LVBOW-1	Single gang, old work, structured cable box with ears and wings	3-1/16	2-5/16	3-11/16	80003	24	4
----	LVB-1	Single gang, angled mid-nails, structured cable box	2-3/4	2-1/4	3-3/4	80002	48	8
----	LVPR-1	Single gang plaster ring, 1/2" offset, structured cable bracket for steel or wood stud face mounting	1/2	4	4	80001	50	4
----	LVP-1*	Low voltage divider plate for use with 2302, 3303, 4304, 5305 Series and 9314 only.	----	----	----	80000	50*	2
----	LVP-2*	Low voltage divider plate for use with P-2400W, P-3520W, SB-2, SB-3, and SB-4	----	----	----	80005	50*	3

* Consists of 5 packages of 10 pieces each

Features and Benefits:

LVBOW-1



LVBOW-1 Features and Benefits


- Old work structured cable box
- Sturdy construction with “box like” **strength and rigidity**
- Molded thread device holes provide for secure mounting of structured cable devices and cover plates
- Eliminates the need to modify single gang outlet boxes
- Open back design for generous cable bend radius
- Holes in back section provide a **means to secure the cable** allowing cable accessibility later (fig. A)
- U.S. Patents D531,128 and 7,179,994



fig. A



LVB-1



LVB-1 Features and Benefits

- New work structured cable box
- Sturdy construction with “box like” **strength and rigidity**
- Eliminates need to modify single gang box
- Open back for generous cable bend radius
- Easy nail-on mounting design
- Holes on back provide a **means to wire tie the cable** allowing cable accessibility later (fig. A)
- Open back channel to **store and protect cable** during drywall phase (fig. B)
- US Patents D531,128 and 7,179,994





fig. A



fig. B

LVP-1, LVP-2 & LVPR-1



LVP-1

LVP-1/LVP-2 Features and Benefits

- **Separates line and low voltage** within the same electrical box
- Use LVP-1 with Allied Moulded’s deep series 2302, 3303, 4304, 5305, and 9314 fiberglass boxes
- Use LVP-2 with Allied Moulded’s Flexbox® Old Work boxes P-2400W & P-3520W and SLIDERBOX® Products
- Allows for a reduced number of wall box installations
- Fast, easy and **convenient to install**
- Complies with article 800.133(A)(1)(c) from 2008 NEC
- For low voltage **applications in fire rated walls**. Utilize the LVP-1 partition with the Allied Moulded deep series fiberglass wall boxes which carry the industry exclusive rating for reduced horizontal separation in the same stud cavity



Bulk Clamps, Ground Straps, Panel Stops, Low Voltage Partition, Templates



Single Speed Klamp™



Catalog Number	Component Description	UPC# 85339	Std. Pkg. Qty.	Std. Pkg. Wt. (lb.)
1K-100	Single Speed Klamp™	88011	100	1

Wire Clamp



Catalog Number	Component Description	UPC# 85339	Std. Pkg. Qty.	Std. Pkg. Wt. (lb.)
WIRE CLAMP	Wire clamp with screw	88010	100	2

Ground Strap



Catalog Number	Component Description	UPC# 85339	Std. Pkg. Qty.	Std. Pkg. Wt. (lb.)
GRD STRAP	Ground strap with screw	88020	100	2

Panel Stop




Catalog Number	Component Description	UPC# 85339	Std. Pkg. Qty.	Std. Pkg. Wt. (lb.)
50PANST	Panel stop to square up box in misaligned walls	17546	50	1

Single Gang Template



Catalog Number	Component Description	UPC# 85339	Std. Pkg. Qty.	Std. Pkg. Wt. (lb.)
1TP	Metal template for single gang old work box: 9331-E Series, 9363-E Series, 9368-E Series	88015	1	1

Two Gang Template



Catalog Number	Component Description	UPC# 85339	Std. Pkg. Qty.	Std. Pkg. Wt. (lb.)
2TP	Metal template for two gang old work box: 9312-E Series, 9329-E Series	88016	1	1

Designed in USA
Made in China

Keyless MEDIUM BASE



Catalog Number	Component Description	Outside Diameter	UPC# 85339	Std. Pkg. Qty.	Std. Pkg. Wt. (lb.)
LH-11P*	Keyless lampholder, 660W/250V, 4 terminal screws	4-9/16	87000	48	13
LH-11WP	Keyless lampholder with wire leads, 660W/250V	4-9/16	87001	48	13

Pull Chain



Catalog Number	Component Description	Outside Diameter	UPC# 85339	Std. Pkg. Qty.	Std. Pkg. Wt. (lb.)
LH-12P*	Lampholder 660W/250V, 3' pull cord, 2 terminal screws	4-9/16	87002	48	14
LH-12WP	Lampholder with wire leads, 660W/250V, 3' pull cord	4-9/16	87003	48	14

Pull Chain with Grounded Outlet



Catalog Number	Component Description	Outside Diameter	UPC# 85339	Std. Pkg. Qty.	Std. Pkg. Wt. (lb.)
LH-13P*	Lampholder, 660W/250V, 3' pull cord, grounded outlet, (125VAC/15A)	4-9/16	87004	48	15

All models
accept various
manufacturers' bulb
protective cages.



LAMPHOLDER FEATURES:

- UL® listed file #E68415
- Mounting slots accept 3-1/2" or 4" outlet boxes
- Lamp rated 660 watts (max.)
- Made of UV and heat-resistant thermoset material
- Nickel-plated brass screw shell and includes corrosion-resistant steel hardware
- Accepts most manufacturers' bulb protective cages
- For use in commercial, industrial, residential and agricultural lighting applications as permitted by local code
- All models are individually polybagged

 **LAMPHOLDER
3MHN**

GU 24 Lampholders



Catalog Number	Component Description	Outside Diameter	UPC# 85339	Std. Pkg. Qty.	Std. Pkg. Wt. (lb.)
LH-21WP*	GU24 Keyless lampholder with wire leads, 75W/250V	4-7/8	99583	48	13
LH-22WP*	GU24 pull chain lampholder with wire leads, 75W/250V 3' pull cord	4-7/8	99584	48	13

**not intended for use with GU24/incandescent adapter designs

GU 24 LAMPHOLDER FEATURES:

- Listed per UL® 496
- Mounting slots accept 3-1/2" or 4" outlet boxes
- Lampholder rated 75 Watts, 250 Volts
- Made of UV and heat-resistant polycarbonate material
- Will accept industry standard lamps with GU 24 pin design (**see note above)
- For use in commercial, industrial, residential and agricultural lighting applications as permitted by local code
- All models are individually polybagged
- Title 24 compliant for installation of lampholders in California

 **LAMPHOLDER
3MHN**

* Indicates model shown



LH-CFL1

Luminaire Design Features



- For use in attics, basements, closets and garages
- Energy savings of up to 75% compared to incandescent bulbs
- 10,000 hour lamp life
- Fully assembled with GU24 - 13W lamp and polycarbonate lens
- 13W CFL lamp produces same light as 60W standard incandescent light bulb
- Lens securely locks to base with spring-loaded tabs
- Lamp Base mounts to most 3 1/2" and 4" ceiling boxes



Supplied with compact fluorescent bulb, mounting screws, and wire nuts.

Prepackaged in a blister pack with bi-lingual installation instructions.

CF Luminaire



Bulb Wattage	Catalog Number	Component Description	Base Dia.	Asm. Height	UPC# 85339	Pkg. Qty.	Std. Pkg. Wt. (lbs.)
13 W	LH-CFL1	Compact fluorescent luminaire with wire leads (mounting screws included)	5.06"	3.04"	87005	12	8
13 W	LH-CFL2	Compact fluorescent luminaire with wire leads and pull chain (mounting screws included)	5.06"	3.82"	87006	12	11
13 W	33213SSP	Squat or low-profile compact fluorescent lamp, GU24 base	—	2.3" (M.O.L.)	see note	6	5

NOTE: UPC# 762148091735

Replacement Lamp Part Numbers:

- MaxLite; MLS13FUSWW, 13 Watt, GU24 fixture base, M.O.L. = 2.52"
- TCP; 33213SSP, 13 Watt, GU24 fixture base, M.O.L. = 2.3"
- Golo; GU241327, 13 Watt, GU24 fixture base, M.O.L. = 2.36"

Designed in USA
Made in China



Floor Box Assemblies: Wood Floor Cut-In Application



FLOOR BOX FEATURES:

- Designed for use in wood floor construction and can be installed with multiple floor substrate materials (ceramic, hardwood, laminate, or carpet)
- Optional cover material types: brushed brass, dark bronze, or nickel plated brass
- Cover plug screws seal water tight and allow assembly to meet UL 514C scrub-water exclusion test
- TR Tamper Resistant receptacle; 15 amp 125 volt with ground (NEMA config. 5-15R)
- Extra deep wiring capacity 24.5 cu. in.
- UL listed in accordance with the requirements for floor boxes in Article 314.27 of the NEC
- Provisions for cable entry through molded-in Speed Clamps™ or 1/2" KO's
- Steel wing brackets for secure installation
- Basic rectangular or round exterior profile for quick and easy cut-in installation

FB Series




Cu. In. Volume	Catalog Number	Component Description	UPC# 85339	Std. Pkg. Qty.	Std. Wt. (lb.)
24.5	FB-1	Rectangular box, brass cover, simplex device, flange and wing bracket mount	94123	6	8
24.5	FB-1N	Rectangular box, nickel-plated cover, simplex device, flange and wing bracket mount	94128	6	8
24.5	FB-2	Rectangular box, brass cover, duplex device, flange and wing bracket mount	94124	6	8
24.5	FB-2DB	Rectangular box, dark bronze-plated cover, duplex device, flange and wing bracket mount	99601	6	8
24.5	FB-2N	Rectangular box, dark bronze-plated cover, duplex device, flange and wing bracket mount	99601	6	8
24.5	FB-3	Round box, brass cover, duplex device, flange and wing bracket mount	94125	6	9
24.5	FB-3DB	Round box, dark bronze-plated cover, duplex device, flange and wing bracket mount	99603	6	9
24.5	FB-3N	Round box, nickel-plated cover, duplex device, flange and wing bracket mount	94130	6	9

Designed in USA
Made in China

Floor Box Assemblies: Wood Floor Cut-In Application

Floor Box Accessories




Catalog Number	Component Description	UPC# 85339	Std. Pkg. Qty.	Std. Wt. (lb.)
FB-1CVR	Rectangular simplex brass cover, plug with O-ring, cover seal, mounting screws	94131	1	1
FB-1NCVR	Rectangular simplex nickel-plated cover, plug with O-ring, cover seal, mounting screws	94132	1	1
FB-2CVR*	Rectangular duplex brass cover, 2 plugs with O-rings, cover seal, mounting screws	94133	1	1
FB-2NCVR	Rectangular duplex nickel-plated cover, 2 plugs with O-rings, cover seal, mounting screws	94134	1	1
FB-2DBCVR	Rectangular duplex dark bronze-plated cover, 2 plugs with O-rings, cover seal, mounting screws	99602	1	1
FB-3CVR*	Round duplex brass cover, 2 plugs with O-rings, cover seal, mounting screws	94135	1	1
FB-3DBCVR	Round duplex dark bronze-plated cover, 2 plugs with O-rings, cover seal, mounting screws	99604	1	1
FB-3NCVR	Round duplex nickel-plated cover, 2 plugs with O-rings, cover seal, mounting screws	94136	1	1
FB-BRPLG	Threaded brass plug with O-ring	94137	1	1
FB-DBPLG	Threaded dark bronze-plated plug with O-ring	99605	1	1
FB-NPLG	Threaded nickel-plated plug with O-ring	94138	1	1

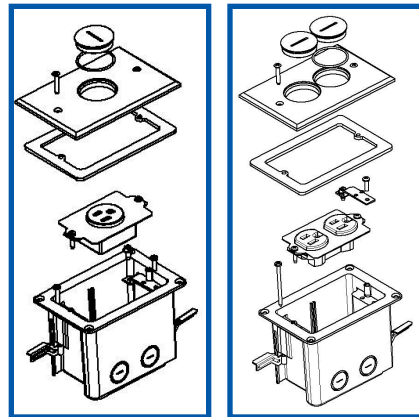
*Represents picture shown

NOTE: Cover kit part numbers above are only approved for use with Allied Moulded floor boxes.

Rectangular Floor Box Specs




FB-2

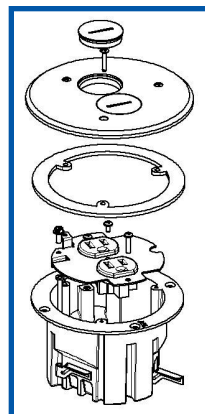


- Cut-in hole size: 2.625" x 4.437"
- Box size (no flange): 3.5" (D) x 2.498" (W) x 4.312" (H)
- Flange outside dimension: 3.250" x 4.883"
- Cover dimension: 0.217" (D) x 3.5" (W) x 5.125" (H)
- Box wire capacity: 24.5 cu. in.
- (2) 1/2" KO's on bottom and (2) 1/2" KO's on the side wall
- (2) molded-in Speed Clamps™ for NM cable
- Part material types:
 - Cover: brushed brass, nickel-plated brass or dark bronze-plated
 - Threaded plug: matches cover with nitrile O-ring
 - Gasket: closed-cell rubber
 - Box screws and wings: galvanized steel
 - Dust plate: galvanized steel
 - Device: UL listed residential grade w/ copper terminals & brass ground
- Receptacle rating: 15 amp, 125V tamper resistant with ground (Article 406 of the NEC; requirements for Tamper Resistant receptacles in dwellings)
- Assembly meets UL 514C scrub-water exclusion test

Round Floor Box Specs



FB-3N




- Cut-in hole size: 4.0" Dia. (standard hole saw size)
- Box size (no flange): 3.0" (Deep) x 3.936" dia.
- Flange outside dimension: 5.0" dia.
- Cover dimension: 5.25" dia. x 0.217" thickness
- Box wire capacity: 24.5 cu. in.
- (2) 1/2" KO's on bottom
- (4) molded-in Speed Clamps™ for NM cable
- Part material types:
 - Cover: brushed brass, nickel-plated brass or dark bronze-plated
 - Threaded plug: matches cover with nitrile O-ring
 - Gasket: closed-cell rubber
 - Box screws and wings: galvanized steel
 - Dust plate: galvanized steel
 - Device: nonmetallic with copper terminals and brass ground
- Receptacle rating: 15 amp, 125V tamper resistant with ground (Article 406 of the NEC; requirements for Tamper Resistant receptacles in dwellings)
- Assembly meets UL 514C scrub-water exclusion test

Designed in USA
Made in China

Floor Box Concrete Adapter Kits:



For use in adapting FB-3, FB-3DB and FB-3N residential floor box assemblies to standard industry concrete junction boxes



Allied Moulded Products, Inc.

Floor Box Assemblies:

- FB-3 (Brass)
- FB-3DB (Dark Bronze-plated Brass)
- FB-N (Nickel-plated Brass)

Concrete Adapter Kit

Includes:

- Adapter sealing gasket
- Adapter ring
- Detailed installation instructions



UL® recognized for use with Round PVC Concrete Junction Boxes with an inside diameter of 4-1/2" - 4-9/16".

These include, but are not limited to, the following:

- Cantex, 5133758/5133760
- Carlon, E971FB
- Iplex/Sceptor, FB 076954
- Kraloy, FB 078876
- Lew, FB/FBLEW


BENEFITS of using Concrete Adapter Kit with Allied Moulded Floor Box Assemblies:

- Installed floor box assembly meets UL514C scrub water exclusion test
- Quick and easy installation with fewer floor box and device components
- Floor box comes with a standard TR tamper resistance receptacle; 15 amp, 125 volt with ground (NEMA config. 5-15R)
- Allied Moulded floor box assemblies can be adapted to many standard PVC concrete junction boxes



Scan QR code for more information.

Concrete Adapter Kit



Catalog Number	Component Description	UPC# 85339	Std. Pkg. Qty.	Std. Wt. (lb.)
FB-CAK	Concrete Adapter Kit contains adapter sealing gasket, adapter ring, and detailed installation instructions	99479	6	3



AC9500



Cu. In. Volume	Catalog Number	Component Description	Fixture Rating	UPC# 85339	Std. Pkg. Qty.	Std. (lb.)
12.0	AC9500	One-piece 4" dia. x 1-1/4" high round outlet box with 7" square mounting flange, construction prevents water from running behind box, "pop-in" non-metallic sheathed cable clamp included	15 lb.	09500	20	11
12.0	AC9500BULK	Same as AC9500 above	15 lb.	09503	50	28

AC9501




Cu. In. Volume	Catalog Number	Component Description	Fixture Rating	UPC# 85339	Std. Pkg. Qty.	Std. (lb.)
12.0	AC9501	One (1) AC9500 outlet box and one (1) siding installation block, outside dim.: 6-1/2" x 6-1/2", 4" dia. opening, "pop-in" non-metallic sheathed cable clamp included	15 lb.	09501	20	14

AC9502




Cu. In. Volume	Catalog Number	Component Description	Fixture Rating	UPC# 85339	Std. Pkg. Qty.	Std. (lb.)
12.0	AC9502	One (1) AC9500 outlet box and one (1) siding installation block, accommodates larger fixture base, outside dim.: 6-7/8" x 10-3/4", 4" dia. opening, "pop-in" non-metallic sheathed cable clamp included	15 lb.	09502	12	11


Mounting outside light fixtures is now as easy as one-two-three!



1. Mount electrical box to exterior wall and feed wiring through knockout prior to siding.



2. Affix mounting brackets, and caulk around box after siding is installed.



3. Fit PARA-form block to siding box and install light fixture.



Cross Reference

Premium Series – “Hard Box” Fiberglass Boxes

Allied Moulded fiberglassbox™	Thomas & Betts			Cantex (EZ BOX®)	Pass & Seymour (Slater)
	Carlton® PH (Phenolic)	Carlton® PC (Bowers)	Carlton® PVC (Zip Blue, Super BLUE)		
1096-N	1040/2000/1240	118-N	B118A	EZ18SN	P118R
1096-NR	N/A	N/A	N1-710-M	N/A	N/A
1096-SS	N/A	N/A	N/A	EZ18SNZ	S118RS
1096-Z2	2030-702	118-LB	N/A	N/A	S118S25
1096-Z4	2000-738/2030-502	118-LB	B118B	N/A	S118S50
1098-N	1250-UB	120-N	B120A	EZ20SN/EZ20SB	N/A
1098-SS	1250-UB-S	N/A	N/A	EZ20SNZ	N/A
1098-Z4H	N/A	N/A	N/A	N/A	PH1-22-B
1098-Z2	N/A	N/A	N/A	N/A	N/A
1098-Z4	1250-112	N/A	N/A	N/A	N/A
1099-N	1260	122-N	B122A/BH122A/RN-23	EZ23SN	P122R
1099-NRED	N/A	N/A	N/A	EZ20SNAR	N/A
1099-SS	1260-S	N/A	N/A	EZ23SNZ	S122RS
1099-Z4	N/A	N/A	N/A	EZ20SB	S122S50/P122C
2300-N/NK	1052	234-N	B232A/BH235A/SN236/SN234	EZ32DN	S235RAC
2300-HFK	7002-2	N/A	N/A	N/A	N/A
2300-SS/SSK	1052CS	N/A	N/A	EZ32DNZ	N/A
2300-Z2/Z2K	2002-738	N/A	B232B	N/A	N/A
2300-2Z2/2Z2K	N/A	234-LB	SB2-236-FS	N/A	S235S50AC
2300-Z4/Z4K	N/A	N/A	N/A	N/A	N/A
2302-N/NK	1072-C	N/A	BH235A/SN241/SN236	EZ48DN	N/A
2302-SS/SSK	SS241	N/A	N/A	EZ48DNZ	S235RACS
2302-Z4/Z4K	N/A	N/A	N/A	N/A	N/A
2302-NKRED	N/A	N/A	N/A	N/A	N/A
3300-N/NK	1043/C	345-N	B344A/BH353A	EZ44TN	N/A
3300-NB/NBK	N/A	N/A	N/A	N/A	N/A
3300-SS/SSK	N/A	N/A	BH353S/ SS357	EZ44TNZ	N/A
3300-SSB/SSBK	N/A	N/A	N/A	N/A	N/A
3300-Z2/Z2K	N/A	N/A	SS357	N/A	N/A
3300-Z2B/Z2BK	N/A	N/A	N/A	N/A	N/A
3300-Z4/Z4K	N/A	N/A	N/A	N/A	N/A
3300-2Z2/2Z2K	N/A	345-LB	SB2-357-FS	N/A	S354S50AC
3300-2Z4/2Z4K	N/A	N/A	N/A	N/A	N/A
3303-N/NK	1063/C	N/A	BH353A	EZ74TN	S354RAC
3303-NB/NBK	N/A	N/A	N/A	N/A	N/A
3303-SS/SSK	1063-CS	N/A	BH353S	EZ74TNZ	S354RACS
3303-Z4/Z4K	N/A	N/A	SB357	N/A	S354S50AC
3303-2Z4/2Z4K	N/A	N/A	N/A	N/A	N/A
4300-N/NK	2004	N/A	B455A/BH464A	EZ55QNB	S468RAC
4300-NB/NBK	7074BH/2004BH	460-SB	B455AH	EZ55QNB	N/A
4300-SS/SSK	N/A	N/A	BH464S	EZ55QNBZ	S468RACS
4300-SSB/SSBK	N/A	N/A	N/A	EZ55QNBZ	N/A
4300-Z2/Z2K	N/A	N/A	N/A	N/A	N/A
4300-Z2B/Z2BK	N/A	N/A	N/A	N/A	N/A
4300-2Z2/2Z2K	2004-238/2004-238-02	460-LB	N/A	N/A	S468S50AC
4300-Z4/Z4K	N/A	N/A	N/A	N/A	N/A
4304-N/NK	N/A	N/A	BH464A	N/A	N/A

Cross Reference

Premium Series – “Hard Box” Fiberglass Boxes

Allied Moulded fiberglassbox™	Thomas & Betts			Cantex (EZ BOX®)	Pass & Seymour (Slater)
	Carlton® PH (Phenolic)	Carlton® PC (Bowers)	Carlton® PVC (Zip Blue, Super BLUE)		
4304-NB/NBK	N/A	N/A	N/A	N/A	N/A
4304-Z4B/Z4BK	N/A	N/A	N/A	N/A	N/A
4304-2Z4/2Z4K	N/A	N/A	N/A	N/A	N/A
5305-NBK	N/A	N/A	N/A	N/A	N/A
5305-NK	N/A	N/A	N/A	N/A	N/A
5305-Z4BK	N/A	N/A	N/A	N/A	N/A
9301-E	7060	108-E	B108R	EZ08SF	N/A
9303-H	9050-702	N/A	B108B	EZ08SB	N/A
9304	3060	N/A	N/A	N/A	N/A
9304-G	N/A	N/A	N/A	N/A	N/A
9305-K	3030	N/A	N/A	N/A	N/A
9305-G/GK	3030-40	N/A	N/A	N/A	N/A
9305-S/SK	3030-902/3080-9	N/A	N/A	N/A	N/A
9305-SG/SGK	3020-9-40/3020-902-40	N/A	N/A	N/A	N/A
9312-E/EK	N/A	N/A	N/A	N/A	N/A
9312-EW/EWK	6062-402	N/A	B225R	EZ25D0	N/A
9313-EW/EWK	6063-402	N/A	B355R	N/A	S3-52-W
9314-EWK	N/A	N/A	B468R	N/A	N/A
9315-WH	4062/WHITE	4R-B	E460R	EZYKL	N/A
9318	N/A	N/A	B112HB	N/A	N/A
9319	N/A	N/A	HB15W	N/A	N/A
9320	N/A	N/A	HB1DP	N/A	N/A
9322	N/A	N/A	HB1BL	N/A	N/A
9324-N	2070	N/A	N1614	N/A	N/A
9327-N	6090/7010	N/A	E1614	N/A	N/A
9329-EW/EWK	7010-8	232-0W	B225R/BH234R	N/A	S232W
9331-E/EK	6090/7010	N/A	E1614	N/A	N/A
9331-ES/ESK	7010-8	N/A	N/A	N/A	N/A
9331-EW/EWK	6090-402	114-0W	B114R	EZ14S0	N/A
9335-N/NK	3190/3190C	N/A	B518A	EZ18CN	C118RAC
9335-NG/NGK	3190-40-PC	N/A	B518P	EZ18CNG	C118RGAC
9335-NKRED	N/A	3R-16-N-RED	N/A	EZ18CNAR	N/A
9335-HNK/HNGK	3090-N-40	N/A	N/A	N/A	N/A
9335-16/16K	3190-C-94	N-321-C-94	N/A	N/A	N/A
9335-16G/16GK	N/A	N-321-GC-94	N/A	N/A	N/A
9335-BH/BHK	3190-C-94	N-321-C-95	N/A	N/A	S118HAC
9335-BHG/BHGK	N/A	N-321-GC-95	N/A	N/A	S118HGAC
9336-N/NK	3090-N	3R16N	N/A	N/A	N/A
9336-NG/NGK	3090-N40	3R16NGP	N/A	N/A	N/A
9336-16/16K	3090-94/3090-94-SQ	N/A	N/A	N/A	N/A
9336-16G/16GK	3090-94-40	N/A	N/A	N/A	N/A
9336-BH/BHK	3090-95/3090-95-SQ	3R-16-BH	N/A	N/A	SN/A
9336-BHG/BHGK	3090-95-40	3R-16-BHGP	N/A	N/A	N/A
9338-E/EK	3080	N/A	N/A	N/A	N/A

Cross Reference

Premium Series – “Hard Box” Fiberglass Boxes

Allied Moulded fiberglassbox™	Thomas & Betts			Cantex (EZ BOX®)	Pass & Seymour (Slater)
	Carlton® PH (Phenolic)	Carlton® PC (Bowers)	Carlton® PVC (Zip Blue, Super BLUE)		
9338-ES/ESK	3080-9/3080-9-PC	3R160W	BH614R	N/A	N/A
9338-ESG/ESGK	3080-9-40	3R160WGP	B432R/BH614RP	N/A	N/A
9339-Z+1/9339-Z+1C2	1/2/4020	N/A	45-812C	EZ18XN	N/A
9342-HF	N/A	N/A	N/A	N/A	N/A
9342-HN	N/A	N/A	N/A	N/A	N/A
9343-N/NK	4000-02	4S32N	B432A	EZ32XN	S4435RAC
9343-SS/SSK	4000-02	N/A	N/A	N/A	N/A
9344	4041	4SB	A400	EZXKL	N/A
9345	4042-12	4S1G	A410	EZ03SXA	RC1
9345-58	N/A	N/A	A411	EZ04ES	N/A
9346	4022-12	4S2G	A420	EZ06DXA	RC2
9346-58	N/A	N/A	A421	EZ08ED	N/A
9347	4043-12	N/A	N/A	N/A	N/A
9348	4061	N/A	A471	EZ03YC	N/A
9350-K	N/A	N/A	N/A	N/A	N/A
9350-HFK	N/A	N/A	N/A	N/A	N/A
9350-HL/HLK	4070-302	N/A	B620L	N/A	S120JAC
9350-HN/HNK	4070-N02	N/A	N/A	N/A	N/A
9350-16/16K	4070-94/4070-9402	N-423-C-94-V	BH525H	N/A	N/A
9350-16G/16GK	N/A	N-423-GC-94-V	BH525HP	N/A	N/A
9350-BH/BHK	4070-95/4070-9502/4070-95-PC	N-423-C-95-V	N/A	EZ20CH	S120HAC
9350-BHG/BHGK	4070-95-40	N-423-GC-95-V	N/A	EZ20CHG	S120HGAC
9351-N/NK	4170/4170PC	4R20N	B520A/BH525A/N423C	EZ20CN	S120RAC
9351-NG/NGK	4070-N-40	4R20NGP	B520P/BH525P/N423GC	EZ20CNG	S120RGAC
9351-NKRED	N/A	N/A	N/A	EZ20CNAR	N/A
9351-SS/SSK	4070-N-S	N/A	BH525S/B618R	N/A	N/A
9355-K	3000	N/A	N/A	N/A	C118-WAC
9355-G/GK	3000-02-40	N/A	N/A	N/A	C118WGAC
9355-S/SK/SGK	3000-902-40	N/A	B618R	EZ18CO/EZ18COG	C118WAC
9361-E/EK	N/A	N/A	N/A	N/A	N/A
9361-ES/ESK	7010-8/7020-8	N/A	E168	N/A	N/A
9363-E/EK	6060-02	N/A	N/A	N/A	N/A
9363-EW/EWK	6010-402/6060-402	114-0W/118-0W	N/A	N/A	N/A
9364-16/16K	4060-9402	N/A	N/A	N/A	N/A
9364-16G/16GK	N/A	N/A	N/A	N/A	N/A
9364-BH/BHK	4060-9502	N/A	N/A	N/A	N/A
9364-BHG/BHGK	N/A	N/A	N/A	N/A	N/A
9365-N/NK	4160-C	N/A	N40712RC	N/A	N/A
9366-E	N/A	N/A	N/A	N/A	N/A
9366-EW/EWK	N/A	N/A	BHMBR	N/A	N/A
9367-E	6000-402	N/A	B117RSW	N/A	N/A
9367-EW	6000-402	N/A	B117RSW	N/A	N/A
9368-E/EK	N/A	N/A	N/A	N/A	N/A
9368-EW/EWK	6070-4/E214	118-0W	B120R/BH118R/E214	N/A	S118W
9372-NMHK	N/A	N/A	N21614MNC/N21614RNC	N/A	N/A
RD-42	RD-30	N/A	B234ADJC/RDS-30	N/A	P242RRD
RD-42SS	N/A	N/A	N/A	N/A	P242SRD

Cross Reference

Basic Series – “Soft Box” Thermoplastic Boxes

Allied Moulded flexbox™	Thomas & Betts		Cantex (EZ BOX®)	Pass & Seymour (Slater)
	Carlton® PC Black Polycarbonate	Carlton® PVC (Zip Blue, Super BLUE)		
P-108E	N/A	B108R-UPC	EZ08SF	P108W
P-108H	N/A	B108B-UPC	EZ08SB	P108N
P-1160W	114-0W	B114R-UPC/BH118R	EZ14SO	P116W
P-1220W	118-0W	B120R	EZ21SO	S122W
P-122SC	N/A	SNO-18-M	N/A	N/A
P-181	118-N (18")	B118A (18")	EZ18SN (18")	P118R
P-181H	118-LB	B118B-UPC	EZ20SB	S118S50
P-181HZ	N/A	N/A	N/A	N/A
P-181QT	N/A	N/A	EZ18SNU	S118R
P-181RK	N/A	N1-710-M	N/A	P1-18-RN (18")
P-201	120-N (20.3")	B120A (20")/BH122A	EZ20SN (20")	P122R
P-201QT	120-N-FS (20.3)	N/A	EZ20SNU (20")	S1-18-R (18")
P-201R	N/A	RN-23	N/A	P122RN
P-201RQT	N/A	N/A	N/A	N/A
P-2400W	232-0W	B225R/BH234R	EZ25DO	S2-32-W
P-241	122-N (22.5")	B122A (22")	EZ23SN (23")	P1-22-R (22.5")
P-241H	122-LB (22.5")	N/A	EZ20SB	P122C
P-241HQT	122-LBP (22.5")	N/A	N/A	S1-22-S50 (22.5")
P-241QT	122-N-FS (22.5")	N/A	EZ23SNU (23")	S1-22-R (22.5")
P-241R	N/A	N/A	N/A	P1-22-RN (22.5")
P-241RQT	N/A	N/A	N/A	N/A
P-3520W	N/A	B355R	N/A	S3-52-W
P-442	234-N (34")	B232A (32")/BH235A	EZ32DN (32")/EZ48DN	P2-35-RAC (35")
P-442H	234-LB (34")	B232B (32")	N/A	N/A
P-442HQT	234-LBP (34")	N/A	N/A	S2-35-S50AC (35")
P-442QT	234-NP (34")	N/A	EZ32DNU	S2-35-RAC (35")
P-643	345-N (45")	B344A (44")/BH353A	EZ44TN (44")	S3-54-RAC (54")
P-643H	345-LB (45")	SB-357	EZ74TN	S354S50AC
P-643HQT	N/A	N/A	N/A	S3-54-S50AC (54")
P-643QT	N/A	N/A	N/A	S3-54-RAC (54")
P-764	N/A	BH464A	N/A	S468RAC
P-764B	460-SB-24 (60")	B455A	EZ55QNB (55")	N/A
P-764BQT	N/A	N/A	N/A	N/A
P-764H	460-LB (60")	N/A	N/A	N/A
P-764HB	N/A	B455AH	N/A	N/A
P-764HBQT	N/A	N/A	N/A	N/A
P-764HQT	N/A	N/A	N/A	N/A
P-764QT	N/A	N/A	N/A	S4-68-RAC (68")
PC213-16	N-321-C-94	N/A	N/A	N/A
PC213-16G	N-321-GC-94	N/A	N/A	N/A
PC213-BH	N-321-C-95	N/A	N/A	C118HAC
PC213-BHG	N-321-GC-95	N/A	N/A	C118HAGAC
PC213-N	3R-16-N (16")	B518A (18")	EZ18CN (18")	C1-18-RAC (18")
PC213-NG	3R-16-NGP (16")	B518P (18")	EZ18CNG (18")	C1-18-RGAC (18")
PC2230W	N/A	B618R/BH614R	EZ18CO	C1-18WAC
PC2230W-G	N/A	B618RP	EZ18COG	C1-18WGAC
PC234-16	N-423-C-94-V	B620H-UPC	N/A	N/A

Cross Reference

Basic Series – “Soft Box” Thermoplastic Boxes

Allied Moulded flexbox™	Thomas & Betts		Cantex (EZ BOX®)	Pass & Seymour (Slater)
	Carlton® PC Black Polycarbonate	Carlton® PVC (Zip Blue, Super BLUE)		
PC234-16G	N-423-GC-94-V	B620HG-UPC	N/A	N/A
PC234-BH	N-423-C-95-V	B620K/BH525H	EZ20CH	S120HAC
PC234-BHG	N-423-GC-95-V	B620KG-UPC/BH525HP	EZ20CHG	S120HGAC
PC234-N	N-423-C-V	B520A (20.5")/BH525A	EZ20CN (20")	S1-20-RAC (20.2")
PC234-NG	N-423-GC-V	B520P (20.5")/BH525P	EZ20CNG (20")	S1-20-RGAC (20.2")
PJ-20H	N/A	B418A	EZ18XN	S44-21-SAC
PJ-20N	N/A	B418A	EZ18XN	S44-21-RAC
PJ-32H	N/A	B432A	EZ32XN	S44-35-SAC
PJ-32N	4S-32-N	B432A	EZ32XN	S44-35-RAC
PJ-4B	A400	A400	EZXKL	4SBC
PJ-4S1	A410	A410	EZ03SXA	RC-1
PJ-4S2	A411	A411	EZ04ES	N/A
PJ-4T1	A420	A420	EZ06DXA	RC-2
PJ-4T2	A421	A421	EZ08ED	N/A

Adjustable Box Products

Allied Moulded SLIDERBOX®	Arlington Industries Inc. ONE-BOX™ & IN/OUT™ BOX	Carlton® PVC Adjust-A-Box™	Carlton® Steel Adjust-A-Box™	Smart Box Inc. Smart Box
SB-1	F101 / FA101 / FAS423	B121ADJ	MB120ADJ	MSB1G
SB-1H	F101H	B121ADJH	N/A	MSBHZ
SB-2	F102 / FA102	B234ADJ / B234ADJC	MB238ADJ	MSB2G
SB-3	F103 / FA103	B349ADJ	N/A	MSB3G
SB4	F104 / FA104	N/A	N/A	MSB4G
SB-CB	N/A	N/A	N/A	MSBRND
SB-CBG	N/A	N/A	N/A	N/A
SB-CBFR	FBS1423	N/A	N/A	MSBFAN

Paddle Fan Support Products

Allied Moulded	Westinghouse	Arlington	Raco	Unity Mfg.	Carlton® PC (T&B)	Steel City (T&B)	Carlton® PH (T&B)	Reiker (P&S)	Slater (P&S)	Crouse-Hinds
9335-NFR/NKFR	N/A	FB417S/ FBS420S	N/A	N/A	N/A	N/A	N/A	N/A	N/A	N/A
9336-NFR/NKFR	01040-11	FBS415S	N/A	N/A	N/A	N/A	N/A	N/A	N/A	N/A
9350-FR/KFR	N/A	FB423/FBS420	7120/299	VQB	B720-SHK	54171-CFB	CFB-16	44400/55528	S1-6-FAN	N/A
9350-FRBK/FRBKB	N/A	N/A	927/928	VQH	N/A	N/A	4070-CFB-BHL	65521/85502	N/A	N/A
9350-FRBKOW	N/A	FBRS420R	934	VQFH	N/A	N/A	N/A	22200	N/A	N/A
9351-NFR/NKFR	01240-11	FB417S	294-1	N/A	BH525L/ BH525LP	54171-F-CFB	4170-CFB	55020/55025	S1-20-RFAN	TP16511
9364-FRBK/FRBKB	01525/01100/ 01010	FBRS415	925/926	VQH/ V304R-18N	MB715H	54151CFB-BHL	N/A	55501	N/A	TP315
9364-FRBKOW	N/A	N/A	935	N/A	MB715RH	54151CFB-BHL-OW	N/A	33310/83300	N/A	TP379
9364-KFR	01050-11	FBS426	N/A	N/A	N/A	N/A	N/A	33303/55505	N/A	TP275
9365-NFR/NKFR	01250-11	N/A	N/A	N/A	BH525L	N/A	N/A	55015/33303	N/A	N/A
9369-FB	01020-11	FBS426	296-1	N/A	MB715S	54151-CFB	N/A	N/A	N/A	TP275
9369-FBH	01250	FBS415S	N/A	N/A	N/A	N/A	N/A	N/A	N/A	TP16507
9370-FR	01030	FB407	N/A	N/A	N/A	N/A	N/A	N/A	S1-09-FAN	N/A
9373-FR	02000	FB443	7120	N/A	N/A	CFB-16	N/A	N/A	S1-16-FAN	TP1300
9375-FR	02525	FB442/FB412	7120	N/A	N/A	CFB-12	N/A	N/A	N/A	TP1300

Cross Reference | Index

Vapor Seal Box Products

Allied Moulded	Carlon® PC	AIRFOIL, INC	Arlington Industries, Inc.	Nutek	Hubbell
1099-NV	FN-23	SG-1	F101F / FN101F	F-WSW	2011FBA
1099-NV2	N/A	N/A	FN101FD	N/A	N/A
2302-HNKV2	N/A	N/A	FN102FD	N/A	N/A
2302-NKV	FN-236-V/NG-236-V	SG-2	F102F / FN102F	2-FWSW	2002FBA
3303-NKV	FN-354-V/NG-354-V	N/A	F103F / FN103F	3-FWSW	2003FBA
4304-NKV	FN-460-V/NG-460-V	N/A	F104F / FN104F	N/A	N/A
5305-NKV	N/A	N/A	N/A	N/A	N/A
5305-NBKV	N/A	N/A	N/A	N/A	N/A
9335-BHKV2	N/A	N/A	N/A	N/A	N/A
9335-HNKV2	N/A	N/A	N/A	N/A	N/A
9350-16KV	N/A	N/A	N/A	N/A	N/A
9350-BHKV	N/A	N/A	N/A	N/A	N/A
9350-BHKV2	N/A	N/A	N/A	N/A	N/A
9350-HNKV2	N/A	RD-1	FN440F	F-WOCT	2008FBA
9350-FRBKBV	N/A	N/A	FBR415F	N/A	N/A
9350-FRBKBV2	N/A	N/A	FBR425F	N/A	N/A
9351-NKV	FN-426-C-V	N/A	FN430F	N/A	N/A
9351-NKFRV	FN-CFB	FR-1	FB426F	N/A	N/A
9371-FRV	CFB-16-F	N/A	FB442F	N/A	7120VB
RD-42V	N/A	N/A	N/A	F-WRD	N/A

INDEX

Catalog No.	Pg.	Catalog No.	Pg.	Catalog No.	Pg.	Catalog No.	Pg.	Catalog No.	Pg.	Catalog No.	Pg.
1096-N	8	2300-SS	11	3300-NBC3	13	3303-Z4	15	4304-NK	17	9305-SK	46
1096-NR	42	2300-SSK	11	3300-NBK	13	3303-Z4K	15	4304-NKV	34	9312-E	12, 45
1096-SS	8	2300-Z2	11	3300-NC3	13	33213SSP	53	4304-Z4B	17	9312-EK	12, 45
1096-Z2	8	2300-Z2K	11	3300-NC6	13	4300-Z22	16	4304-Z4BK	17	9312-EW	12, 45
1096-Z4	8	2300-Z4	11	3300-NK	13	4300-Z22K	16	50PANST	51	9312-EWC2	12, 45
1098-N	8	2300-Z4K	11	3300-SS	13	4300-N	16	5305-NBK	18	9312-EWC4	12, 45
1098-SS	8	2302-HNKV2	34	3300-SSB	14	4300-NB	16	5305-NBKV	34	9312-EWK	12, 45
1098-Z2	8	2302-N	11	3300-SSBK	14	4300-NBC4	16	5305-NK	18	9313-EW	15, 46
1098-Z4	8	2302-NC2	11	3300-SSK	13	4300-NBK	16	5305-NKV	34	9313-EWC3	15, 46
1098-Z4H	8	2302-NC4	11	3300-Z2	14	4300-NC4	16	5305-Z4BK	18	9313-EWK	15, 46
1099-N	8	2302-NK	11	3300-Z2B	14	4300-NK	16	9301-E	42	9314-EWK	18, 46
1099-NRED	8	2302-NKRED	11	3300-Z2BK	14	4300-SS	16	9301-EC2	42	9315	23
1099-NV	34	2302-NKV	34	3300-Z2K	14	4300-SSB	16	9303-H	8	9315-WH	23
1099-NV2	34	2302-SS	12	3300-Z4	14	4300-SSBK	16	9304	46	9318	23
1099-SS	8	2302-SSK	12	3300-Z4K	14	4300-SSK	16	9304-G	46	9319	23
1099-Z4	8	2302-Z4	12	3303-Z24	14	4300-Z2	16	9305	48	9320	23
1K-100	51	2302-Z4K	12	3303-Z24K	14	4300-Z2B	17	9305-C2	48	9322	23
1TP	44, 51	2TP	45, 51	3303-N	14	4300-Z2BK	17	9305-G	48	9324-N	42
2300-Z22	11	3300-Z22	13	3303-NB	15	4300-Z2K	16	9305-GK	48	9327-N	8
2300-Z22K	11	3300-Z22K	13	3303-NBK	15	4304-Z24	17	9305-K	48	9329-EW	12, 45
2300-N	11	3300-Z24	13	3303-NK	14	4304-Z24K	17	9305-S	46	9329-EWK	12, 45
2300-NC2	11	3300-Z24K	13	3303-NKV	34	4304-N	17	9305-SC2	46	9331-E	9, 42
2300-NC4	11	3300-N	13	3303-SS	15	4304-NB	17	9305-SG	46	9331-EC2	9, 42
2300-NK	11	3300-NB	13	3303-SSK	15	4304-NBK	17	9305-SGK	46	9331-EK	9, 42

Index

Catalog No.	Pg.	Catalog No.	Pg.	Catalog No.	Pg.	Catalog No.	Pg.	Catalog No.	Pg.	Catalog No.	Pg.
9331-ES	9, 43	9336-NK	25	9350-FRBK	33	9364-16C2	30	FB-3DB	54	P-643HQT	38
9331-ESC2	9, 43	9336-NKFR	31	9350-FRBKB	31	9364-16G	30	FB-3DBCVR	55	P-643QT	38
9331-ESK	9, 43	9338-E	26, 47	9350-FRBKBV	35	9364-16GC2	30	FB-DBPLG	55	P-764	39
9331-EW	9, 43	9338-EK	26, 47	9350-FRBKBV2	35	9364-16GK	30	FB-3N	54	P-764B	39
9331-EWC2	9, 43	9338-EKT	26, 47	9350-FRBKOW	31, 33	9364-BH	30	FB-3NCVR	55	P-764BQT	39
9331-EWK	9, 43	9338-ES	27, 47	9350-HFK	28	9364-BHK	30	FB-BRPLG	55	P-764H	39
9335-16	25	9338-ESC2	27, 47	9350-HL	28	9364-BHC2	30	FB-CAK	56	P-764HB	39
9335-16C2	25	9338-ESC2T	27, 47	9350-HLC2	28	9364-BHG	30	FB-NPLG	55	P-764HBQT	39
9335-16G	25	9338-ESG	27, 47	9350-HLGK	28	9364-BHGC2	30	GRD STRAP	51	P-764HQT	39
9335-16GC2	25	9338-ESGC2	27, 47	9350-HLK	28	9364-BHGK	30	LH-11P	52	P-764QT	39
9335-16GK	25	9338-ESGK	27, 47	9350-HN	28	9364-FRBK	33	LH-11WP	52	PC213-16	40
9335-16K	25	9338-ESGKT	27, 47	9350-HNK	28	9364-FRBKB	32	LH-12P	52	PC213-16G	40
9335-BH	24	9338-ESK	27, 47	9350-HNKV2	35	9364-FRBKOW	32, 33	LH-12WP	52	PC213-BH	40
9335-BHC2	24	9338-ESKT	27, 47	9350-K	28	9364-KFR	32	LH-13P	52	PC213-BHG	40
9335-BHG	24	9338-EST	27, 47	9350-KFR	31	9365-N	30	LH-21WP	52	PC213-N	40
9335-BHGC2	24	9339-Z+1	22	9351-N	29	9365-NK	30	LH-22WP	52	PC213-NG	40
9335-BHGK	24	9339-Z+1C2	22	9351-NC2	29	9365-NKFR	32	LH-CFL1	53	PC2230W	40, 47
9335-BHK	24	9342-C2	22	9351-NFR	31	9366-EK	44	LH-CFL2	53	PC234-16	41
9335-BHKV2	35	9342-HF	22	9351-NG	29	9366-EW	44	LVB-1	50	PC234-16G	41
9335-HNGK	24	9342-HN	22	9351-NGC2	29	9366-EWK	44	LVBOW-1	50	PC234-BH	41
9335-HNK	24	9343-N	22	9351-NGK	29	9367-E	44	LVP-1	12, 15, 17, 18, 50	PC234-BHG	41
9335-HNKV2	35	9343-NC2	22	9351-NK	29	9367-EW	44	LVP-2	20, 50	PC234-N	41
9335-N	24	9343-NK	22	9351-NKRED	29	9368-E	10, 44	LVPR-1	50	PC234-NG	41
9335-NC2	24	9343-SS	22	9351-NKFR	31	9368-EK	10, 44	P-108E	37, 42	PJ-20H	39
9335-NFR	31	9343-SSK	22	9351-NKFRV	35	9368-EW	10, 44	P-108H	37	PJ-20N	39
9335-NG	24	9344	23	9351-NKV	35	9368-EWK	10, 44	P-1160W	37, 42	PJ-32H	39
9335-NGC2	24	9345	23	9351-SS	29	9369-FB	32	P-122SC	37	PJ-32N	39
9335-NGK	24	9345-58	23	9351-SSK	29	9369-FBH	32	P-1220W	37, 44	PJ-4B	40
9335-NK	24	9346	23	9355	48	9370-FR	32	P-181	37	PJ-4S1	40
9335-NKRED	24	9346-58	23	9355-G	48	9371-FRV	35	P-181H	37	PJ-4S2	40
9335-NKFR	31	9347	23	9355-GK	48	9372-NMHK	45	P-181HZ	37	PJ-4T1	40
9336-16	26	9348	23	9355-K	48	9373-FR	33	P-181QT	37	PJ-4T2	40
9336-16C2	26	9350	28	9355-S	47	9375-FR	33	P-181RK	37, 42	RD-42	22
9336-16G	26	9350-16	29	9355-SK	47	AC9500	57	P-201	37	RD-42SS	22
9336-16GC2	26	9350-16C2	29	9361-E	9, 43	AC9501	57	P-201QT	37	RD-42V	34
9336-16GK	26	9350-16G	29	9361-EC2	9, 43	AC9502	57	P-201R	37, 42	SB-1	20
9336-16K	26	9350-16GC2	29	9361-EK	9, 43	FB-1	54	P-2400W	38, 45	SB-1H	20
9336-BH	25	9350-16GK	29	9361-ES	9, 43	FB-1CVR	55	P-241	37	SB-2	20
9336-BHGC2	25	9350-16K	29	9361-ESC2	9, 43	FB-1N	54	P-241H	37	SB-3	20
9336-BHGK	25	9350-16KV	35	9361-ESK	9, 43	FB-1NCVR	55	P-241HQT	37	SB-4	20
9336-BHK	25	9350-BH	28	9363-E	10, 43	FB-2	54	P-241QT	37	SB-CB	20
9336-BHC2	25	9350-BHC2	28	9363-EC2	10, 43	FB-2CVR	55	P-3520W	38, 46	SB-CBFR	20
9336-BHG	25	9350-BHG	28	9363-EK	10, 43	FB-2DB	54	P-442	38	SB-CBG	20
9336-HNGK	26	9350-BHGC2	28	9363-EW	10, 43	FB-2DBCVR	55	P-442H	38	WIRE CLAMP	51
9336-N	25	9350-BHGK	28	9363-EWC2	10, 43	FB-2N	54	P-442HQT	38		
9336-NC2	25	9350-BHK	28	9363-EWK	10, 43	FB-2NCVR	55	P-442QT	38		
9336-NG	26	9350-BHKV	35	9364-16	30	FB-3	54	P-643	38		
9336-NGK	26	9350-BHKV2	35	9364-16K	30	FB-3CVR	55	P-643H	38		



The more you install, the more you save.

Electrical contractors wiring multi-family buildings save the most.

Forget putty pads. Forget mineral wool. Forget about being limited to a single electrical box in a stud cavity. Unlike their metal or PVC counterparts, Allied Moulded FiberglassBOX™ wall boxes can be placed a mere **three inches apart*** — with no additional fire protection — and still meet the fire safety standards outlined in the International Building Code. They're also suitable for use in STC rated common walls without additional sound pads. Testing has shown STC rated common walls are not negatively impacted with Allied Moulded FiberglassBOX™ products installed.

What does that mean for you? More flexibility in electrical design. Easier standardization in multi-family construction. Lower material and labor costs. And the benefits keep stacking up with every Allied Moulded FiberglassBOX™ box you use.

We've packed some big savings into a very small space. To learn more and see our UL documentation, visit www.alliedmoulded.com.



fiberglassBOX™
From Allied Moulded Products



ALLIED
MOULDED
PRODUCTS, Inc.




222 North Union Street
Bryan, Ohio 43506

(419) 636.4217
(419) 636.2450 FAX

© 2013 Allied Moulded Products, Inc.

**Suitable for installation in 2HR wall assemblies:
All 52 – U300 series walls, non-load bearing steel
stud walls and staggered stud wall assemblies*



**ALLIED
MOULDED
PRODUCTS, Inc.**

Allied Moulded Products, Inc.
Bryan, OH 43506

ph: 800-722-2679
fax: 800-237-7269

Find out more about us online at:
www.alliedmoulded.com

Available Through: