

RDC/QS Guide

REGIONAL DISTRIBUTION CENTER STOCK AND
QUICK-SHIP PRODUCT GUIDE

EFFECTIVE OCTOBER 1, 2013

COLUMBIA LIGHTING

ALERA LIGHTING

PRESCOLITE

HUBBELL INDUSTRIAL LIGHTING

HUBBELL OUTDOOR LIGHTING

SPAULDING LIGHTING

STERNER LIGHTING SYSTEMS

SPORTSLITER SOLUTIONS

KIM LIGHTING

DUAL-LITE

COMPASS PRODUCTS



HUBBELL
Lighting

The Hubbell Lighting Advantage

From lighting design to warranty, Hubbell Lighting is grounded in serving our customers needs. We understand that there is no one size fits all, especially for unique applications. We are your turnkey solution for fixtures and controls that span the full spectrum of lighting technologies. We also provide comprehensive retrofit lighting and controls solutions to help customers choose the best lighting systems and controls, including measurable energy cost reduction. We'll even finance their entire lighting upgrade project, including labor and materials.

Industry Leading Product Lines

The product lines you offer to your customers are a direct reflection of your business. Our products encompass the most prestigious portfolio of brand names in the lighting industry with leading positions in the markets we serve.



Innovative Product Leadership

The fast-evolving technology landscape is fundamentally changing the lighting marketplace. Hubbell Lighting's investment in EnergyStar and DesignLights Consortium (DLC)-qualified solid-state lighting fixtures and controls and is helping to create the next generation of innovative new products that will help your customers save money, reduce maintenance costs and improve our environment. To access our comprehensive offering of solid-state lighting products visit www.hubbellighting.com/LED.



Ease of Doing Business

Providing you the products and information you need quickly and effectively is critical to your success. Hubbell Lighting's healthy inventory of stocked and Quick-Ship products supported by online tools, best-in-class customer support and easy-to-do-business terms and conditions are all designed to keep you focused on what matters.

Tools For Growth

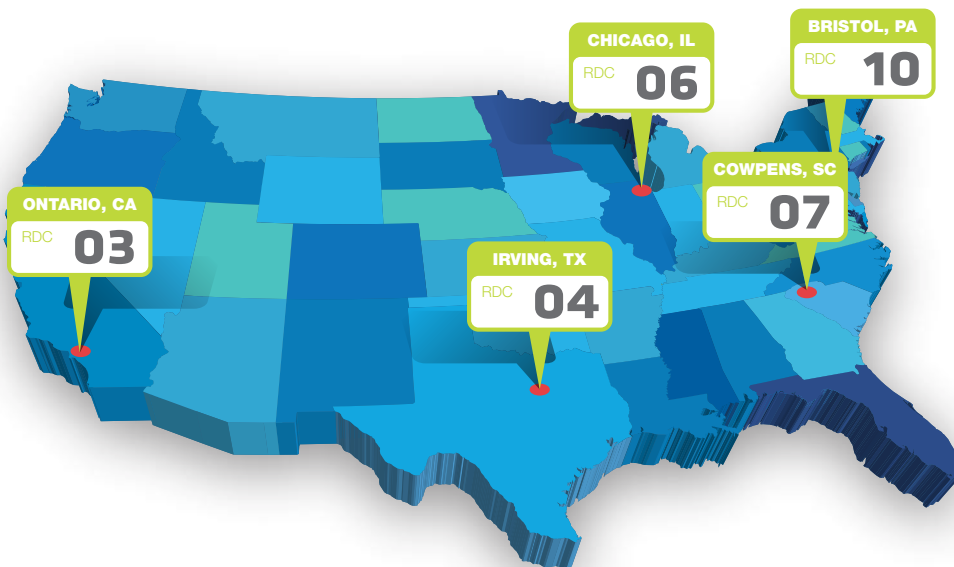
Our distributor partner benefits are designed to strengthen your business and promote your growth. Turning inventory is a lot easier with our commitment to business planning, joint sales calls, marketing and merchandising support. Our Alliance Distributor Program is power-packed with tools you can leverage to meet your sales goals.

Service Solutions

Hubbell Lighting's healthy inventory of stock and Quick-Ship enabled products are reinforced by our strong commitment to making it easy to do business with us. Online tools, superior customer support and easy terms are all designed to provide you with the products and information you need to help grow your sales.

Regional Distribution Centers

Hubbell Lighting's Regional Distribution Centers (RDC) are strategically located across the United States to ensure the products you need arrive on time, every time. Each RDC stocks different product inventory based on the unique needs of your local market.



Quick-Ship

Our QS10 and now QS5 programs are comprised of a vast collection of fast-available SKUs in as little as five days.

- Features a simple ordering process - no special nomenclature required - simply mark your PO as Quick Ship.
- It is not necessary to split POs when ordering Quick Ship and RDC items.
- Maximum quantities are noted either by brand or by product. This maximum quantity is on a per project basis. If you require larger quantities, we generally will be able to accommodate your customer. Please contact your local representative.
- Lead-time begins when the factory receives a clean order after credit approval.
- Specific brand guidelines may apply as noted.

* Products included in the RDC and Quick-Ship program are subject to change without notice. Material in the RDC is available for shipment within 24 hours - or consolidation for your weekly 3S shipment to stock. Lead times are 5 working days (QS5 and Kim NOW), 10 working days (QS10) and 20 working days (LT20).

Ease of Doing Business



3S Scheduled Stock Shipments

Distributor locations that consistently do at least \$60,000 in business annually with Hubbell Lighting are eligible to participate in our 3S Scheduled Stock Shipment program.

- Receive all your orders in a regularly scheduled weekly stock shipment
- More consistent flow of materials improves your warehouse efficiency
- Reduces number of shipments received, which means higher fill rates, less frequent handling, minimized damage
- Faster shipping to contractors/end-users reduces lead-time for distributor stock

Electronic Transaction Tools

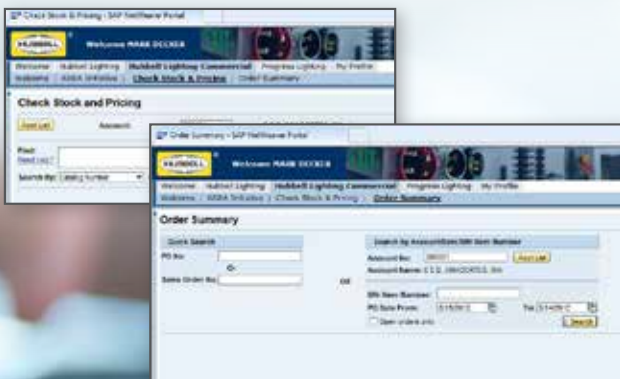
A proven leader in electronic data transfer, as recognized with our Platinum Level status in IDEA's industry data warehouse (IDW) Bands of Excellence program, Hubbell Lighting supports your business through fast, up-to-date electronic master data, giving you instant access to purchasing and product marketing content and directly supported by EDI transaction capabilities to improve efficiency.

www.hubbell.com/Home/EBusiness/EDI.htm



MyHubbell.com

Your 24/7 online distributor portal to check orders and inventory, review shipping status. MyHubbell.com puts the answers at your fingertips.



Electronic Marketing Tools

Whether you're on the road or at the computer, you can find the latest Hubbell lighting product information including editable specification sheets, photometry and brochures at www.hubbellighting.com or via our Apple iOS or Android apps directly from your mobile device. With thousands of visitors on our sites monthly, Alliance Distributor Partners are also prominently featured in our "Find a Distributor" section to drive sales to your door.



Distributor's Electronic Price Guide

Your Hubbell Lighting Agent can now provide you a customized pricing guide tailored with only the products you stock and distribute, arming your sales team and customers with a flexible easy reference tool for field use.

Distributor's Online Cross Reference Tool

Enter a competitor's SKU; get the Hubbell Lighting equivalent instantly.

www.hubbellighting.com/resources/cross_reference/



ExpressLine

ExpressLine is your pass to the fast lane with counter-ready, contractor-friendly ExpressLine SKUs in more than 30 product series.

Add retail-smart, easy-to-read packaging with relevant product information and you're driving inventory turns ... fast.

Tools For Growth

Hubbell Lighting is about creating growth together. Our createchange® Retrofit Lighting & Controls Solutions demonstrate the value of a lighting retrofit to your customers in real dollars. Cash Flow Positive Financing provides real-world solutions to get lighting projects funded.



createchange® Retrofit Lighting & Controls Solutions

Createchange® is your headquarters for retrofit lighting solutions from concept through project implementation. Hubbell Lighting's collection of createchange® retrofit lighting and controls solutions, tools and resources are all designed to help your customers maximize energy savings while improving the quality of lighting. Visit www.hubbellighting.com/solutions/retrofit/ to find online tools and calculators.



Cash Flow Positive Financing Solutions for Lighting Projects

Taking advantage of the money-saving opportunities of a lighting retrofit project has never been easier with Hubbell Lighting's Cash Flow Positive financing program. Hubbell Capital can fund your customer's entire lighting upgrade including labor and materials, while in many cases still providing a positive cash flow from day one. Check out www.hubbellighting.com/resources/financing/ for the complete story.

Table of Contents

Airport Lighting	97	Lensed Troffers Replacement Parts	10-11
Architektur	37-41	LiteBox	52-57
Area Lighting	89-92, 97	LiteForms	58
Battery Packs	129-131	Liteframe	42-49
Bollards	93, 121	Lowbays HID	60-61
Ceiling Mount Outdoor	80-82	Marker Lights	65
Direct/Indirect Fluorescent	31-35	Motion Sensors	86-87
Dusk-to-Dawn Lighting	82	Mounting Brackets & Adapters	83
EM Units	123-128, 144-147	Parabolics	7-9
Emergency Lighting	123-147	Pendulum Quick Ship List	53
Emergency Lighting Accessories	143	Poles, Pole Accessories	94-96, 118
Exit Signs	131-139, 144-147	Post Tops	90
FireTight	50-51	Quartz Floodlighting	63, 67
Floodlighting	67-71, 103, 117, 121	Fluorescent Accessories	21
Fluorescent Accessories	30	Recessed Architectural Fluorescent	2-6
Hazardous Location Lighting	62	Remote Heads	139-142, 144-147
Highbays Electronic HID	59-61	Retroficient Quick Ship List	49
Highbays Fluorescent	20-24, 28	Roadway Lighting	87
Highbays HID	59-61	Self Diagnostics	123-143
Industrial Accessories	61	Severe Location Lighting	61
Inverters	130	Site/Roadway Lighting	112-116, 122
Lampholders	84	Sportslighting	98-101
Landscape Lighting	84, 103-111	Strip/Industrial Fluorescent Accessories	19, 25-28
Landscape Lighting In-Grade	104, 119	Strip/Industrial Fluorescent	19, 25-30
Landscape Lighting Low Level	103, 108-110	Surface Mount Fluorescent	10-11, 14-16
LED Area Lighting	89	Undercabinet Lighting	15
LED Floodlighting	68-69	Vaportites	63-64, 83
LED Landscape Lighting	85-86, 103,104	Wall Light	15-16
LED Lensed Troffers	1	Wallpack Accessories	79
LED Marker (FAA) Lighting	63	Wallpacks/Wall Mounted Outdoor	71-80, 107
LED Strips/Industrial	1	Wet Location Industrial Fluorescent	28-30
LED Wallpacks/ Wall Mount	67-68, 71-80	Worklights	67
LED Wraps	1	Wraps	16-18
LED Vaportites	63, 83	Wraps Replacement Parts	17-18
Lensed Troffers	10-14		

Brand Alphanumeric Index

Columbia Lighting	1-30	Sterner Lighting Systems	97
Alera Lighting	31-36	Sportsliter Solutions	98-101
Prescolite	37-58	Kim Lighting	102-122
Hubbell Industrial Lighting	59-65	Dual-Lite	123-144
Hubbell Outdoor Lighting	66-87	Compass Products	145-147
Spaulding	88-96	Index	148-160





LAW - LED Wraparound

DesignLights Consortium®
(DLC) qualification pending.



3S SCHEDULED STOCK SHIPMENTS **Regional Distribution Center Stock List** **LED**

Part Number	Catalog Number	UPC Code	Description	CA 03	IL 06	PA 10	SC 07	TX 04	Wt. each	# on Pallet	Price
93050091	LAW2-35LW-EU	0785311211501	LED 2' Wrap, 3500K, 2250 Lumens		●			●	8.0	11	
93050092	LAW4-35ML-EU	078531121518	LED 4' Wrap, 3500K, 4500 Lumens		●			●	14.0	55	



LCS - LED Striplight



3S SCHEDULED STOCK SHIPMENTS **Regional Distribution Center Stock List** **LED**

Part Number	Catalog Number	UPC Code	Description	CA 03	IL 06	PA 10	SC 07	TX 04	Wt. each	# on Pallet	Price
93050095	LCS4-35ML-EU	078531121549	LED 4' Striplight, 3500K, 5000 Lumens		●			●	9.0	77	



LJT - LED Lensed Troffer

3S SCHEDULED STOCK SHIPMENTS **Regional Distribution Center Stock List** **DESIGNLIGHTS CONSORTIUM** **LED**

Part Number	Catalog Number	UPC Code	Description	CA 03	IL 06	PA 10	SC 07	TX 04	Wt. each	# on Pallet	Price
93048975	LJT22-35HLG-FSA12-EDU	078531121228	LED 2X2 Lensed Troffer, 3500K, 4000 Lumens, 0-10V Dimming Driver	●	●	●	●	●	20.0	26	
93048976	LJT24-35MLG-FSA12-EDU	078531121235	LED 2X4 Lensed Troffer, 3500K, 5000 Lumens, 0-10V Dimming Driver	●	●	●	●	●	20.0	26	



EMSE - EnergyMax® Stratus Recessed Indirect Luminaire



10-Day Quick Ship Ordering Guide

Order Limit Per Fixture Selection: 100

EMSE	-	2	-	G	-	MPO	-	U	-
MODEL EMSE EnergyMax® Stratus Recessed Indirect Luminaire	NO. OF LAMPS IN CROSS SECTION 2 Two	CEILING TYPE G Grid Lay-in SM Surface Mount	BALLAST E104 Electronic T8, 1.04 Ballast Factor, Instant Start (N/A 1-Lamp) ESD104 Electronic T8, 1.04 Ballast Factor, Step Dimming, Programmed Start	OPTIONS EL Emergency Battery Pack, T8 EL141 Emergency Battery Pack, 1400 Lumens 1-Lamp T8 FO730 30K 75CRI 17 or 32W T8 Lamps Installed FO735 35K 75CRI 17 or 32W T8 Lamps Installed FO741 41K 75CRI 17 or 32W T8 Lamps Installed FO830 30K 82CRI 17 or 32W T8 Lamps Installed FO835 35K 82CRI 17 or 32W T8 Lamps Installed FO841 41K 82CRI 17 or 32W T8 Lamps Installed C388 3-Wire Flex C488 4-Wire Flex					
SIZE 22 2' x 2' 24 2' x 4'	LAMP TYPE 17 2', T8: 17 Watt 32 4', T8 ¹	SHIELDING MPO Metal Perf w/Overlay	VOLTAGE U 120V-277V						

¹ Capable of operating 32, 30, 28 or 25 Watt T8 only.



SER - Serrano® Recessed Architectural Luminaire




10-Day Quick Ship Ordering Guide

Order Limit Per Fixture Selection: 100

SER	-		-	G	-	C	-		-
MODEL SER Serrano® Recessed Architectural Luminaire	NO. OF LAMPS 1 One 2 Two 3 Three	CEILING TYPE G Grid	BALLAST E Electronic T8, 0.88 Ballast Factor, Instant Start EP Electronic T5, T5HO, 1.0 Ballast Factor or T8, 0.88 Ballast Factor, Programmed Start ETT Electronic Twin Tube, Instant Start EPTT Electronic Twin Tube, Programmed Start 3E 3-Lamp Electronic T8, Instant Start 3EP 3-Lamp Electronic T8, Programmed Start ELW Electronic T8, 0.77 Ballast Factor, Low Watt, Instant Start EPLW Electronic T8, 0.77 Ballast Factor, Low Watt, Programmed Start 3ELW 3-Lamp Electronic T8, 0.77 Ballast Factor, Low Watt, Instant Start 3EPLW 3-Lamp Electronic T8, 0.77 Ballast Factor, Low Watt, Programmed Start ED Electronic Dimming (T8, 2-lamp only. Specify Mfg & Model) ²	DIMMING BALLAST ADV MK10 Mark 10 Powerline ADV MK7 Mark 7 0-10V	OPTIONS EL Emergency Battery Pack, T8 EL5 Emergency Battery Pack, T5 EL141 Emergency Battery Pack, 1400 Lumens 1-Lamp T8 C388 3-Wire Flex C488 4-Wire Flex				
SIZE 14 1' x 4' 22 2' x 2' 24 2' x 4'	LAMP TYPE 17 2', T8: 17 Watt 24 2', T5HO: 24 Watt 28 4', T5: 28 Watt 32 4', T8 ¹ 40TT Twin Tube Compact, 2G11 Base: 40 Watt	SHIELDING C Contour REFLECTOR P Performance F Full	VOLTAGE U 120V-277V 120 120V 277 277V	LAMPS FO730 30K 75CRI 32W T8 Lamps Installed FO735 35K 75CRI 32W T8 Lamps Installed FO741 41K 75CRI 32W T8 Lamps Installed FO830 30K 82CRI 32W T8 Lamps Installed FO835 35K 82CRI 32W T8 Lamps Installed FO841 41K 82CRI 32W T8 Lamps Installed F5830 30K 85CRI T5 or T5HO Lamps Installed F5835 35K 85CRI T5 or T5HO Lamps Installed F5841 41K 85CRI T5 or T5HO Lamps Installed FTT830 30K 82CRI 40W TT Lamps Installed FTT835 35K 82CRI 40W TT Lamps Installed FTT841 41K 82CRI 40W TT Lamps Installed					

¹ Capable of operating 32, 30, 28 or 25 Watt T8 only.
² Select voltage for ADV MK10.



EPC - Full Distribution Luminaire

35 SCHEDULED
STOCK
SHIPMENTS

Regional Distribution Center Stock List

Part Number	Catalog Number	UPC Code	Description	CA 03	IL 06	PA 10	SC 07	TX 04	Wt. each	# on Pallet	Price
EPC000030	EPC22-217G-SH-EU-F0835	078531121259	2x2 17W T8 2-Lamp With 0.88 BF Ballast 17W T8 Lamp, and Shield Lens			●			25.0	44	
EPC000007	EPC22-224G-SH-EPU-F5835	078531015848	2x2 24W T5HO 2-Lamp With 1.0 BF Ballast 24W T5HO Lamp, and Shield Lens			●			25.0	44	
EPC000031	EPC24-228G-SH-EPU-F5835	078531121266	2x4 28W T5 2-Lamp With 1.00 BF Ballast 28W T5 Lamp, and Shield Lens	●	●	●	●		25.0	22	
EPC000032	EPC24-232G-SH-EU-F0835	078531121273	2x4 32W T8 2-Lamp With 0.88 BF Ballast 80 CRI 32W T8 Lamp, and Shield Lens		●		●	●	25.0	22	

QS₁₀

10-Day Quick Ship Ordering Guide

Order Limit Per Fixture Selection: 150

EPC	24 - 2	G - SH					
MODEL EPC e.poc® Full Distribution Luminaire	NO. OF LAMPS 2 Two	CEILING TYPE G Grid	SHIELDING SH Shield Profile	VOLTAGE U 120V-277V 120 120V 277 277V	DIMMING BLST MFG/MODEL ADVMK10 Mark 10 Powerline ADVMK7 Mark 7 0-10V	OPTIONS C388 3-Wire Flex EL Emergency Battery Pack, T8 EL5 Emergency Battery Pack, T5 EL141 Emergency Battery Pack, 1400 Lumens 1-Lamp T8	
SIZE 24 2' x 4'	LAMP TYPE 28 4', T5: 28 Watt 32 4', T8 ¹	BALLAST E Electronic T8, 0.88 Ballast Factor, Instant Start E104 Electronic T8, 1.04 Ballast Factor, Instant Start (2-lamp only) EP Electronic T5, T5HO, 1.0 Ballast Factor or T8, 0.88 Ballast Factor, Programmed Start EP95 Electronic T5, 0.95 Ballast Factor, Programmed Start ESD95 Electronic T5, 0.95 Ballast Factor, Step Dimming, Programmed Start ED Electronic Dimming (T8 only. Specify Mfg & Model) ²			LAMPS INSTALLED (REQUIRED) F0730 30K 75CRI 32W T8 Lamps Installed F0735 35K 75CRI 32W T8 Lamps Installed F0741 41K 75CRI 32W T8 Lamps Installed F0830 30K 82CRI 32W T8 Lamps Installed F0835 35K 82CRI 32W T8 Lamps Installed F0841 41K 82CRI 32W T8 Lamps Installed F5830 30K 85CRI T5 or T5HO Lamps Installed F5835 35K 85CRI T5 or T5HO Lamps Installed F5841 41K 85CRI T5 or T5HO Lamps Installed		

¹ Capable of operating 32, 30, 28 or 25 Watt T8 only.
² Select voltage for ADVMK10.



STE - Stratus Recessed Direct/Indirect

35 SCHEDULED
STOCK
SHIPMENTS

Regional Distribution Center Stock List

Part Number	Catalog Number	UPC Code	Description	CA 03	IL 06	PA 10	SC 07	TX 04	Wt. each	# on Pallet	Price
93029796	STE22-217G-MPO-EU	078531017415	2 x 2, 2-L, Metal Perf. Basket w/Overlay, 120-277V T8 Elec Ballast	●	●	●	●	●	12.0	24	
93029798	STE22-240TTG-MPO-EPTTU-C388	078531017477	2 x 2, 2-L, Metal Perf. Basket w/Overlay, 120-277V Twin Tube, Elec Prog Start Ballast, 3 Wire Flex					●	12.0	24	
93029800	STE22-240TTG-MPO-ETTU	078531017408	2 x 2, 2-L, Metal Perf. Basket w/Overlay, 120-277V Twin Tube, Elec Ballast	●	●	●			12.0	24	
93029801	STE22-317G-MPO-EU	078531017439	2 x 2, 3-L, Metal Perf. Basket w/Overlay, 120-277V T8 Elec Ballast		●	●	●		12.0	24	
93029804	STE24-232G-MPO-EU	078531017385	2 x 4, 2-L, Metal Perf. Basket w/Overlay, 120-277V T8 Elec Ballast	●	●	●	●	●	20.0	14	
93030408	STE24-232G-MPO-EPU	078531017446	2 x 4, 2-L, Metal Perf. Basket w/Overlay, 120-277V T8 Elec Prog Start Ballast	●	●	●	●	●	20.0	14	
93029803	STE24-332G-MPO-3EU	078531017378	2 x 4, 3-L, Metal Perf. Basket w/Overlay, 120-277V T8 Elec Ballast	●	●	●	●	●	20.0	14	
93030410	STE24-332G-MPO-3EPU	078531017460	2 x 4, 3-L, Metal Perf. Basket w/Overlay, 120-277V T8 Elec Prog Start Ballast	●	●	●		●	20.0	14	
93029802	STE24-332G-MPO-EU	078531017392	2 x 4, 3-L, Metal Perf. Basket w/Overlay, 120-277V T8 Elec (2 Ballasts)	●	●	●	●	●	20.0	14	
93030409	STE24-332G-MPO-EU-FO735	078531017453	2 x 4, 3-L, Metal Perf. Basket w/Overlay, 120-277V T8 Elec Ballast (2 Ballasts), T8 Lamps installed	●	●		●		20.0	14	
93029799	STE24-332G-MPO-3EU-FO735-C388	078531017484	2 x 4, 3-L, Metal Perf. Basket w/Overlay 120-277V, T8 Elec Ballast, T8 Lamps Installed, 3 Wire Flex	●				●	20.0	14	
93043912	STE24-332G-MPO-EU-FO841	078531023409	2x4, 3-L, Metal Perf. Basket w/Overlay, 120-277V T8 Elec Ballast (2 Ballasts), T8 Lamps installed					●	20.0	14	
93030962	Kit - STE/TRA 2x4 Dust Guard	078531017507	Dust Guard Kit, 4ft fixtures				●		1.0	N/A	



10-Day Quick Ship Ordering Guide

Order Limit Per Fixture Selection: 100

STE			G	MPO				
MODEL STE Stratus Recessed Indirect	NO. OF LAMPS IN CROSS SECTION 2 Two 3 Three	CEILING TYPE G Grid Lay-in	BALLAST			OPTIONS		
SIZE 22 2' x 2' 24 2' x 4'	LAMP TYPE 17 2', T8: 17 Watt 24 2', T5HO: 24 Watt 28 4', T5: 28 Watt 32 4', T8 ¹ 40TT Twin Tube Compact, 2G11 Base: 40 Watt (2-Lamp only)	SHIELDING MPO Metal Perf w/Overlay	E Electronic T8, Instant Start EP Electronic T5, T5HO, or T8, Programmed Start ETT Electronic Twin Tube, Instant Start EPTT Electronic Twin Tube, Programmed Start 3E 3-Lamp Electronic T8, Instant Start 3EP 3-Lamp Electronic T8 or T5, Programmed Start ELW 2-Lamp Electronic T8, 0.77 Ballast Factor, Low Wattage, Instant Start 3ELW 3-Lamp Electronic T8, 0.77 Ballast Factor, Low Wattage, Instant Start ED Electronic Dimming (T8, 2-lamp only. Specify Mfg & Model) ² EPLW Electronic T8 0.77 Ballast Factor, Low Watt, Programmed Start 3EPLW 3-Lamp Electronic T8 0.77 Ballast Factor, Low Watt, Programmed Start	VOLTAGE U 120V-277V 120 120V 277 277V	EL Emergency Battery Pack, T8 EL5 Emergency Battery Pack, T5 EL141 Emergency Battery Pack, 1400 Lumens 1-Lamp T8 FO730 30K 75CRI 17 or 32W T8 Lamps Installed FO735 35K 75CRI 17 or 32W T8 Lamps Installed FO741 41K 75CRI 17 or 32W T8 Lamps Installed FO830 30K 82CRI 17 or 32W T8 Lamps Installed FO835 35K 82CRI 17 or 32W T8 Lamps Installed FO841 41K 82CRI 17 or 32W T8 Lamps Installed F5830 30K 85CRI T5 or T5HO Lamps Installed F5835 35K 85CRI T5 or T5HO Lamps Installed F5841 41K 85CRI T5 or T5HO Lamps Installed FTT830 30K 82CRI 40W TT Lamps Installed FTT835 35K 82CRI 40W TT Lamps Installed FTT841 41K 82CRI 40W TT Lamps Installed C388 3-Wire Flex C488 4-Wire Flex			
			DIMMING BLST MFG/MODEL ADV MK10 Mark 10 Powerline ADV MK7 Mark 7 0-10V					

¹ Capable of operating 32, 30, 28 or 25 Watt T8 only.
² Select voltage for ADV MK10.

QS5 5-Day Quick Ship Ordering Guide
Order Limit Per Fixture Selection: 100

STE				G		MPO		U	
MODEL	NO. OF LAMPS IN CROSS SECTION	CEILING TYPE	BALLAST	VOLTAGE		OPTIONS			
STE Stratus Recessed Indirect	2 Two 3 Three	G Grid Lay-in	E Electronic T8, Instant Start EP Electronic T5, T5HO, or T8, Programmed Start ETT Electronic Twin Tube, Instant Start 3E 3-Lamp Electronic T8, Instant Start 3EP 3-Lamp Electronic T8 or T5, Programmed Start ELW 2-Lamp Electronic T8, 0.77 Ballast Factor, Low Wattage, Instant Start 3ELW 3-Lamp Electronic T8, 0.77 Ballast Factor, Low Wattage, Instant Start	U 120V-277V		EL Emergency Battery Pack, T8 EL5 Emergency Battery Pack, T5 EL141 Emergency Battery Pack, 1400 Lumens 1-Lamp T8 FO730 30K 75CRI 17 or 32W T8 Lamps Installed FO735 35K 75CRI 17 or 32W T8 Lamps Installed FO741 41K 75CRI 17 or 32W T8 Lamps Installed FO830 30K 82CRI 17 or 32W T8 Lamps Installed FO835 35K 82CRI 17 or 32W T8 Lamps Installed FO841 41K 82CRI 17 or 32W T8 Lamps Installed F5830 30K 85CRI T5 or T5HO Lamps Installed F5835 35K 85CRI T5 or T5HO Lamps Installed F5841 41K 85CRI T5 or T5HO Lamps Installed C388 3-Wire Flex C488 4-Wire Flex			
SIZE	LAMP TYPE	SHIELDING							
22 2' x 2'	17 2', T8: 17 Watt	MPO Metal Perf w/Overlay							
24 2' x 4'	24 2', T5HO: 24 Watt 28 4', T5: 28 Watt 32 4', T8 ¹ 40TT Twin Tube Compact, 2G11 Base: 40 Watt (2-Lamp only)								

¹ Capable of operating 32, 30, 28 or 25 Watt T8 only.



TRA - Transition® High Efficiency Architectural Lensed

QS10 10-Day Quick Ship Ordering Guide
Order Limit Per Fixture Selection: 100

TRA				G		CLO			
MODEL	NO. OF LAMPS IN CROSS SECTION	CEILING TYPE	BALLAST	VOLTAGE		OPTIONS			
TRA Transition® High Efficiency Architectural Lensed	2 Two 3 Three	G Grid Lay-in	E Electronic T8, Instant Start EP Electronic T5, T5HO, or T8, Programmed Start ETT Electronic Twin Tube, Instant Start EPTT Electronic Twin Tube, Programmed Start 3E 3-Lamp Electronic T8, Instant Start 3EP 3-Lamp Electronic T8 or T5, Programmed Start ELW 2-Lamp Electronic T8, 0.77 Ballast Factor, Low Wattage, Instant Start 3ELW 3-Lamp Electronic T8, 0.77 Ballast Factor, Low Wattage, Instant Start E104 Electronic T8, 1.04 Ballast Factor, Instant Start ED Electronic Dimming (2-lamp T8 only. Specify Mfg & Model) EPLW Electronic T8 0.77 Ballast Factor, Low Watt, Programmed Start 3EPLW 3-Lamp Electronic T8 0.77 Ballast Factor, Low Watt, Programmed Start	U 120V-277V 120 120V 277 277V		EL Emergency Battery Pack, T8 EL5 Emergency Battery Pack, T5 EL141 Emergency Battery Pack, 1400 Lumens 1-Lamp T8 FO730 30K 75CRI 17 or 32W T8 Lamps Installed FO735 35K 75CRI 17 or 32W T8 Lamps Installed FO741 41K 75CRI 17 or 32W T8 Lamps Installed FO830 30K 82CRI 17 or 32W T8 Lamps Installed FO835 35K 82CRI 17 or 32W T8 Lamps Installed FO841 41K 82CRI 17 or 32W T8 Lamps Installed F5830 30K 85CRI T5 or T5HO Lamps Installed F5835 35K 85CRI T5 or T5HO Lamps Installed F5841 41K 85CRI T5 or T5HO Lamps Installed FTT830 30K 82CRI 40W TT Lamps Installed FTT835 35K 82CRI 40W TT Lamps Installed FTT841 41K 82CRI 40W TT Lamps Installed C388 3-Wire Flex C488 4-Wire Flex			
SIZE	LAMP TYPE	SHIELDING							
22 2' x 2'	17 2', T8: 17 Watt	CLO Clear Linear Prism Acrylic with Overlay							
24 2' x 4'	24 2', T5HO: 24 Watt 28 4', T5: 28 Watt 32 4', T8 ¹ 40TT Twin Tube Compact, 2G11 Base: 40 Watt (2-Lamp only)								
		DIMMING BLST MFG/MODEL							
		ADV MK10 Mark 10 Powerline ² ADV MK7 Mark 7 0-10V							

¹ Capable of operating 32, 30, 28 or 25 Watt T8 only.

² Select voltage for ADV MK10.



TRE - Transition® Enclosed High Efficiency Architectural Lensed



10-Day Quick Ship Ordering Guide

Order Limit Per Fixture Selection: 100

TRE				G		RFA					
MODEL	NO. OF LAMPS IN CROSS SECTION	CEILING TYPE	BALLAST	SHIELDING	VOLTAGE	OPTIONS					
TRE Transition® Enclosed High Efficiency Architectural Lensed	2 Two 3 Three	G Grid Lay-in	E Electronic T8, Instant Start EP Electronic T5, T5HO, or T8, Programmed Start ETT Electronic Twin Tube, Instant Start EPTT Electronic Twin Tube, Programmed Start 3E 3-Lamp Electronic T8, Instant Start 3EP 3-Lamp Electronic T8 or T5, Programmed Start ELW 2-Lamp Electronic T8, 0.77 Ballast Factor, Low Wattage, Instant Start 3ELW 3-Lamp Electronic T8, 0.77 Ballast Factor, Low Wattage, Instant Start E104 Electronic T8, 1.04 Ballast Factor, Instant Start ED Electronic Dimming (2-lamp T8 only. Specify Mfg & Model) EPLW Electronic T8 0.77 Ballast Factor, Low Watt, Programmed Start 3EPLW 3-Lamp Electronic T8 0.77 Ballast Factor, Low Watt, Programmed Start	RFA Ribbed Frosted Acrylic	U 120V-277V 120 120V 277 277V	EL Emergency Battery Pack, T8 EL5 Emergency Battery Pack, T5 EL141 Emergency Battery Pack, 1400 Lumens 1-Lamp T8 FO730 30K 75CRI 17 or 32W T8 Lamps Installed FO735 35K 75CRI 17 or 32W T8 Lamps Installed FO741 41K 75CRI 17 or 32W T8 Lamps Installed FO830 30K 82CRI 17 or 32W T8 Lamps Installed FO835 35K 82CRI 17 or 32W T8 Lamps Installed FO841 41K 82CRI 17 or 32W T8 Lamps Installed F5830 30K 85CRI T5 or T5HO Lamps Installed F5835 35K 85CRI T5 or T5HO Lamps Installed F5841 41K 85CRI T5 or T5HO Lamps Installed FTT830 30K 82CRI 40W TT Lamps Installed FTT835 35K 82CRI 40W TT Lamps Installed FTT841 41K 82CRI 40W TT Lamps Installed C388 3-Wire Flex C488 4-Wire Flex					
SIZE	LAMP TYPE	SHIELDING	DIMMING BLST MFG/MODEL								
22 2' x 2'	17 2', T8: 17 Watt	RFA Ribbed Frosted Acrylic	ADVMK10 Mark 10 Powerline ² ADVMK7 Mark 7 0-10V								
24 2' x 4'	24 2', T5HO: 24 Watt 28 4', T5: 28 Watt 32 4', T8 ¹ 40TT Twin Tube Compact, 2G11 Base: 40 Watt (2-Lamp only)										

¹ Capable of operating 32, 30, 28 or 25 Watt T8 only.
² Select voltage for ADVMK10.



ZPT - Zero Plenum Troffer



10-Day Quick Ship Ordering Guide

Order Limit Per Fixture Selection: 100

ZPT		2		G				EP		U	
MODEL	NO. OF LAMPS	CEILING TYPE	REFLECTOR	SHIELDING	BALLAST	VOLTAGE					
ZPT Zero Plenum® Troffer	2 Two	G Grid Lay-in	O Open (N/A with PRF) R Ribbed Curve S Smooth Curve	LSR Linear Prismatic Lens with Surface Relief Diffuser PRF Metal Perf w/ Overlay	EP Electronic T5, 1.00 Ballast Factor (28W or 54W)	U 120V-277V					
SIZE	LAMP TYPE	SHIELDING	OPTIONS								
22 2' x 2'	14 2', T5: 14 Watt	LSR Linear Prismatic Lens with Surface Relief Diffuser	C38890 3-Wire Flex, 90° Connector EL5 Emergency Battery Pack (N/A 2 x 2) F5835 35K 85CRI T5 or T5HO Lamps Installed F5841 41K 85CRI T5 or T5HO Lamps Installed								
24 2' x 4'	24 2', T5HO: 24 Watt 28 4', T5: 28 Watt 54 4', T5HO: 54 or 51 Watt	PRF Metal Perf w/ Overlay									
ACCESSORIES (ORDER SEPARATELY)											
ZPTSMK22 ZPT Surface Mounting Kit (2' x 2')											
ZPTSMK24 ZPT Surface Mounting Kit (2' x 4')											



EMX - Energy Saving Parabolic



10-Day Quick Ship Ordering Guide*

Order Limit Per Fixture Selection: 50

EMX	24	2	32	G	M5	26	S		U	
MODEL EMX EnergyMax® Energy Saving Parabolic	NO. OF LAMPS 2 Two	CEILING TYPE G Grid	CELLS WIDE BY CELLS LONG 26 2 × 6	VOLTAGE U 120V-277V	OPTIONS FO28835 35K 82CRI 28W T8 Lamps Installed¹ FO835 35K 82CRI 32W T8 Lamps Installed FO841 41K 82CRI 32W T8 Lamps Installed C388 3-Wire Flex EL Emergency Battery Pack EL141 Emergency Battery Pack, 1400 Lumens 1-Lamp T8	SIZE 24 2' × 4'	LAMP TYPE 32 4', T8¹	LOUVER FINISH M5 MIRO-5	AIR HANDLING S Static	BALLAST E Electronic T8, 0.88 Ballast Factor, Instant Start E104 Electronic T8, 1.04 Ballast Factor, Instant Start EP Electronic T5, T5HO, or T8, Programmed Start

¹ Capable of operating 32, 30, 28 or 25 Watt T8 only.



P4 - Specification Grade Parabolic



10-Day Quick Ship Ordering Guide

Order Limit Per Fixture Selection: 150

P4			32	G	LD		S		U	
MODEL P4 Recessed Air Handling Parabolic	NO. OF LAMPS 2 Two (1 × 4 only) 3 Three (2 × 4 only)	CEILING TYPE G Grid	CELLS WIDE BY CELLS LONG 18 1 × 8 (1 × 4 only) 36 3 × 6 (2 × 4 only)	VOLTAGE U 120V-277V	OPTIONS FO735 35K 75CRI 32W T8 Lamps Installed FO741 41K 75CRI 32W T8 Lamp Installed FO835 35K 82CRI 32W T8 Lamps Installed FO841 41K 82CRI 32W T8 Lamp Installed C388 3-Wire Flex C488 4-Wire Flex EL Emergency Battery Pack EL141 Emergency Battery Pack, 1400 Lumens 1-Lamp T8	SIZE 14 1' × 4' 24 2' × 4'	LAMP TYPE 32 4', T8¹	LOUVER FINISH LD Low Iridescent Semi-Specular	AIR FUNCTIONS S Static	BALLAST E Electronic T8, Instant Start 3E 3-Lamp Electronic T8, Instant Start EP T8, Programmed Start 3EP 3-Lamp Electronic T8, Programmed Start ELW Electronic T8, 0.77 Ballast Factor, Low Wattage, Instant Start 3ELW 3-Lamp Electronic T8, 0.77 Ballast Factor, Low Wattage, Instant Start EPLW Electronic T8 0.77 Ballast Factor, Low Watt, Programmed Start 3EPLW 3-Lamp Electronic T8 0.77 Ballast Factor, Low Watt, Programmed Start

¹ Capable of operating 32, 30, 28 or 25 Watt T8 only.



P4D - High Performance Parabolic

35 SCHEDULED
STOCK
SHIPMENTS

Regional Distribution Center Stock List

Part Number	Catalog Number	UPC Code	Description	CA 03	IL 06	PA 10	SC 07	TX 04	Wt. each	# on Pallet	Price
P4D00162	P4D22-232U6G-MA33-AV-EU	078531006501	2 x 2, 2-L, 9 Cell MA Lvr, 120-277V T8 Elec Ballast, Air w/Vanes			•			32.0	28	
P4D00120	P4D22-232U6G-MA33-S-EU	078531043445	2 x 2, 2-L, 9 Cell MA Lvr, 120-277V T8 Elec Ballast, Static	•	•	•	•	•	32.0	28	
P4D00156	P4D24-232G-MA26-S-EU	078531043704	2 x 4, 2-L, 12 Cell MA Lvr, 120-277V T8 Elec Ballast, Static	•	•	•	•	•	32.0	16	
P4D00157	P4D24-332G-MA36-AV-3EU	078531043711	2 x 4, 3-L, 18 Cell MA Lvr, 120-277V 3-L T8 Elec Ballast, Air w/Vanes			•	•	•	33.0	16	
P4D00146	P4D24-332G-MA36-S-3EU	078531043483	2 x 4, 3-L, 18 Cell MA Lvr, 120-277V 3-L T8 Elec Ballast, Static	•	•	•	•	•	33.0	16	
93043905	P4D24-332G-MA36-S-3EPU	078531023331	2x4, 3-L, 18 Cell MA Lvr, 120-277V 3-L T8 Elec Prog Start Ballast, Static		•				33.0	16	
P4D00138	P4D24-332G-MA36-S-EU	078531043414	2 x 4, 3-L, 18 Cell MA Lvr, 120-277V T8 Elec (2 Ballasts), Static	•	•	•	•	•	35.0	16	
93043906	P4D24-332G-MA36-S-EPU	078531023348	2x4, 3-L, 18 Cell MA Lvr, 120-277V T8 Elec Prog Start (2) Ballasts, Static		•				33.0	16	
P4D00143	P4D24-332G-MA36-S-3EU- FO735	078531043476	2 x 4, 3-L, 18 Cell MA Lvr, 120-277V 3-L T8 Elec Ballast, Static, T8 Lamps Installed		•	•	•	•	34.0	16	
P4D00119	P4D24-332G-MA36-S-3EU- FO735-C388	078531043261	2 x 4, 3-L, 18 Cell MA Lvr, 120-277V 3-L T8 Elec Ballast, Stat, T8 Lamps Installed, 3 Wire Flex	•			•	•	34.0	16	
93043907	P4D24-332G-MA36-S-3EU- FO741	078531023355	2x4, 3-L, 18 Cell MA Lvr, 120-277V 3-L T8 Elec Ballast, Static, T8 Lamps Installed		•				34.0	16	
P4D00147	P4D24-432G-MA48-S-4EU	078531043490	2 x 4, 4-L, 32 Cell, 120-277V 4-L T8 Elec Ballast, Static		•	•	•	•	34.0	16	
P4D019047.16PK1	LVR P4D24 3X6 MA HK BAG	078531044985	Louver for 2 x 4, 18 cell, MA	•	•	•	•	•	10.0	N/A	



10-Day Quick Ship Ordering Guide

Order Limit Per Fixture Selection: 150

MODEL	NO. OF LAMPS	CEILING TYPE	CELLS WIDE BY CELLS LONG	BALLAST	VOLTAGE
P4D High Performance Parabolic	2 Two 3 Three 4 Four (N/A in 2 x 2)	G Grid	33 3 x 3 (2' x 2' only) 26 2 x 6 (2' x 4' 2-Lamp only) 36 3 x 6 (2' x 4' 3-Lamp only) 48 4 x 8 (2' x 4' 4-Lamp only)	E 2-Lamp Electronic T8, Instant Start 3E 3-Lamp Electronic T8, Instant Start 4E 4-Lamp Electronic T8, Instant Start EP T8, Programmed Start 3EP 3-Lamp T8, Programmed Start 4EP 4-Lamp T8, Programmed Start 24E 2 or 4-Lamp Electronic T8, Instant Start (For 3-Lamp Master/Satellite only) ELW 2-Lamp Electronic T8, 0.77 Ballast Factor, Low Wattage, Instant Start 3ELW 3-Lamp Electronic T8, 0.77 Ballast Factor, Low Wattage, Instant Start 4ELW 4-Lamp Electronic T8, 0.77 Ballast Factor, Low Wattage, Instant Start EPLW Electronic T8 0.77 Ballast Factor, Low Watt, Programmed Start 3EPLW 3-Lamp Electronic T8 0.77 Ballast Factor, Low Watt, Programmed Start 4EPLW 4-Lamp Electronic T8 0.77 Ballast Factor, Low Watt, Programmed Start	U 120V-277V
SIZE	LAMP TYPE	LOUVER FINISH	AIR HANDLING	OPTIONS	
22 2' x 2' 24 2' x 4'	17 2', T8: 17 Watt 32 4', T8' 32U6 U-Bent, 6" Leg Spacing T8: 32 Watt (2-Lamp only)	MA Matte Anodized Low Iridescent Semi-Specular Aluminum (Std.)	S Static	FO735 35K 75CRI Full Wattage T8 Lamps Installed FO741 41K 75CRI Full Wattage T8 Lamps Installed FO835 35K 82CRI Full Wattage T8 Lamps Installed FO841 41K 82CRI Full Wattage T8 Lamps Installed C388 3-Wire Flex C488 4-Wire Flex EL Emergency Battery Pack EL141 Emergency Battery Pack, 1400 Lumens 1-Lamp T8 MS11 Master/Satellite w/ 11' Harness	

¹ Capable of operating 32, 30, 28 or 25 Watt T8 only.

QS75 5-Day Quick Ship Ordering Guide
Order Limit Per Fixture Selection: 150

P4D			G	MA		S		U	
MODEL	NO. OF LAMPS	CEILING TYPE	CELLS WIDE BY CELLS LONG		BALLAST		VOLTAGE		
P4D High Performance Parabolic	2 Two 3 Three	G Grid	33 3 x 3 (2' x 2' only) 36 3 x 6 (2' x 4' 3-Lamp only)		E 2-Lamp Electronic T8, Instant Start 3E 3-Lamp Electronic T8, Instant Start EP T8, Programmed Start 3EP 3-Lamp T8, Programmed Start		U 120V-277V		
SIZE	LAMP TYPE	LOUVER FINISH	AIR HANDLING		OPTIONS				
22 2' x 2' 24 2' x 4'	32 4', T8 ¹ 32U6 U-Bent, 6" Leg Spacing T8: 32 Watt (2-Lamp only)	MA Matte Anodized Low Iridescent Semi-Specular Aluminum (Std.)	S Static		FO735 35K 75CRI Full Wattage T8 Lamps Installed FO741 41K 75CRI Full Wattage T8 Lamps Installed FO835 35K 82CRI Full Wattage T8 Lamps Installed FO841 41K 82CRI Full Wattage T8 Lamps Installed C388 3-Wire Flex C488 4-Wire Flex EL Emergency Battery Pack EL141 Emergency Battery Pack, 1400 Lumens 1-Lamp T8				

¹ Capable of operating 32, 30, 28 or 25 Watt T8 only.



JT8- Lensed Troffers



Regional Distribution Center Stock List

Part Number	Catalog Number	UPC Code	Description	CA 03	IL 06	PA 10	SC 07	TX 04	Wt. each	# on Pallet	Price
JT243119FTP0000	JT822-232U6G-FSA12-EU	078531005603	2 x 2, 2-L, 120-277V T8 Elec Ballast	●	●	●	●	●	16.0	36	
93046042	JT822-232U6SM-FSA12-EU	078531121075	2 x 2 Surface Mount, 2-L, 120-277V T8 Elec Ballast	●		●	●		20.0	14	
JT241519F000000	JT824-232G-FSA12125-EU	078531006914	2 x 4, 2-L, 120-277V T8 Elec Ballast, .125" Lens	●	●	●	●	●	20.0	26	
JT24111BL000000	JT824-232G-FSA12-ELWU	078531011765	2x4, 2-L, 120-277V T8 Elec Low Wattage Ballast			●			20.0	26	
JT241119F000000	JT824-232G-FSA12-EU	078531005610	2 x 4, 2-L, 120-277V T8 Elec Ballast	●	●	●	●	●	20.0	26	
JT241119F88QZ00	JT824-232G-FSA12-EU-FO735-C388	078531009359	2 x 4, 2-L, 120-277V T8 Elec Ballast, 3 Wire Flex, T8 Lamps Installed	●			●	●	24.0	26	
JT341519G000000	JT824-332G-FSA12125-3EU	078531006815	2 x 4, 3-L, 120-277V 3-L T8 Elec Ballast, .125" Lens		●	●	●	●	20.0	26	
JT34111BM000000	JT824-332G-FSA12-3ELWU	078531010867	2x4, 3-L, 120-277V 3-L T8 Elec Low Wattage Ballast			●			20.0	26	
93043898	JT824-332G-FSA12-3EPU	078531023447	2x4, 3-L, 120-277V 3-L T8 Elec Prog Start Ballast		●				20.0	26	
JT341119G000000	JT824-332G-FSA12-3EU	078531005627	2 x 4, 3-L, 120-277V 3-L T8 Elec Ball.	●	●	●	●	●	20.0	26	
JT341119GQZ0000	JT824-332G-FSA12-3EU-FO735	078531006006	2 x 4, 3-L, 120-277V 3-L T8 Elec Ballast, T8 Lamps Installed		●		●	●	23.0	26	
JT341119G88QZ00	JT824-332G-FSA12-3EU-FO735-C388	078531005955	2 x 4, 3-L, 120-277V 3-L T8 Elec Ballast, T8 Lamps Installed, 3 Wire Flex	●	●		●	●	24.0	26	
93043900	JT824-332G-FSA12-3EU-FO741	078531023461	2 x 4, 3-L, 120-277V 3-L T8 Elec Ball., T8 Lamps Installed		●		●		23.0	26	
93043899	JT824-332G-FSA12-EPU	078531023454	2x4, 3-L, 120-277V T8 Elec Prog Start (2 Ballasts)		●				20.0	26	
JT341119F000000	JT824-332G-FSA12-EU	078531005634	2 x 4, 3-L, 120-277V T8 Elec (2 Ballasts)	●	●	●	●	●	24.0	26	
93046045	JT824-332SM-FSA12-3EU	078531121105	2 x 4 Surface Mount, 3-L 120-277V T8 Elec Ballast		●	●			24.0	9	
JT441119H000000	JT824-432G-FSA12-4EU	078531005641	2 x 4, 4-L, 120-277V 4-L T8 Elec Ballast	●	●	●	●	●	18.0	26	
JT441119HQZ0000	JT824-432G-FSA12-4EU-FO735	078531006020	2 x 4, 4-L, 120-277V 4-L T8 Elec Ballast, T8 Lamps Installed		●	●	●	●	23.0	26	
JT441119H88QZ00	JT824-432G-FSA12-4EU-FO735-C388	078531005818	2 x 4, 4-L, 120-277V 4-L T8 Elec Ballast, T8 Lamps Installed, 3 Wire Flex	●	●		●	●	24.0	26	
JT441119HJZ0000	JT824-432G-FSA12-4EU-FO741	078531006013	2 x 4, 4-L, 120-277V 4-L T8 Elec Ballast, T8 41K Lamps Installed		●		●	●	23.0	26	
JT441119H88JZ00	JT824-432G-FSA12-4EU-FO741-C388	078531009175	2 x 4, 4-L, 120-277V 4-L T8 Elec Ballast, T8 41K Lamps Installed, 3 Wire Flex		●	●	●	●	24.0	26	
JT441119F000000	JT824-432G-FSA12-EU	078531005658	2 x 4, 4-L, 120-277V T8 Elec (2 Ballasts)	●	●	●	●	●	24.0	26	
93046044	JT824-432SM-FSA12-4EU	078531121099	2 x 4 Surface Mount, 4-L 120-277V T8 Elec Ballast		●	●	●		24.0	9	
JT2499000800000	DR&SHLD JT824 FS A12	078531012632	2 x 4 Replacement Door Assembly with Lens			●			5.0	N/A	
003334.00	A12.095 22.500-22.500	078531004781	2 x 2 Replacement Lens		●	●			1.0	N/A	
003335.00	A12.095 22.500-46.562	078531004774	2 x 4 Replacement Lens	●	●	●	●	●	2.0	N/A	
003312.00	A12.125	078531022891	2x4 Replacement Lens	●	●	●	●	●	2.5	N/A	



JT8 - Lensed Troffers

QS 10 10-Day Quick Ship Ordering Guide

Order Limit Per Fixture Selection: 200

JT8					G	FS			U	
MODEL	NO. OF LAMPS	CEILING TYPE			SHIELDING			VOLTAGE	OPTIONS	
JT8 Dedicated T8 Lensed Troffer	2 Two 3 Three 4 Four (2 x 4 only)	G Grid			A12 Pattern 12 Acrylic Lens A12125 Pattern 12 Acrylic Lens, 0.125" Nominal			U 120V-277V	FO735 35K 75CRI Full Wattage T8 Lamps Installed FO741 41K 75CRI Full Wattage T8 Lamps Installed FO835 35K 82CRI Full Wattage T8 Lamps Installed FO841 41K 82CRI Full Wattage T8 Lamps Installed EL Emergency Battery Pack ² EL141 Emergency Battery Pack, 1400 Lumens 1-Lamp T8 MS11 Master/Satellite w/11' Harness C388 3-Wire Flex C488 4-Wire Flex	
SIZE	LAMP TYPE	DOOR		BALLAST						
22 2' x 2' 24 2' x 4'	17 2', T8: 17 Watt 32 4', T8 ¹ 32U6 U-Bent, 6" Leg Spacing T8: 32 Watt (2 lamps)	FS White Flush Steel		E Electronic T8, Instant Start 3E 3-Lamp Electronic T8, Instant Start 4E 4-Lamp Electronic T8, Instant Start (17W lamps only) 24E (1) 2-Lamp & (1) 4-Lamp Electronic T8, Instant Start (For use with MS11) EP Electronic T8, Programmed Start 3EP 3-Lamp Electronic T8, Programmed Start 4EP 4-Lamp Electronic T8, Programmed Start ELW 2-Lamp Electronic T8, 0.77 Ballast Factor, Low Wattage, Instant Start 3ELW 3-Lamp Electronic T8, 0.77 Ballast Factor, Low Wattage, Instant Start 4ELW 4-Lamp Electronic T8, 0.77 Ballast Factor, Low Wattage, Instant Start EPLW Electronic T8 0.77 Ballast Factor, Low Watt, Programmed Start 3EPLW 3-Lamp Electronic T8 0.77 Ballast Factor, Low Watt, Programmed Start 4EPLW 4-Lamp Electronic T8 0.77 Ballast Factor, Low Watt, Programmed Start						

¹ Capable of operating 32, 30, 28 or 25 Watt T8 only.
² 2 x 2 with 2 ballasts and EL N/A as Quick Ship.

QS 5 5-Day Quick Ship Ordering Guide

Order Limit Per Fixture Selection: 200

JT8					G	FS			U	
MODEL	NO. OF LAMPS	CEILING TYPE			SHIELDING			VOLTAGE	OPTIONS	
JT8 Dedicated T8 Lensed Troffer	2 Two 3 Three 4 Four (2 x 4 only)	G Grid			A12 Pattern 12 Acrylic Lens A12125 Pattern 12 Acrylic Lens, 0.125" Nominal			U 120V-277V	FO735 35K 75CRI Full Wattage T8 Lamps Installed FO741 41K 75CRI Full Wattage T8 Lamps Installed FO835 35K 82CRI Full Wattage T8 Lamps Installed FO841 41K 82CRI Full Wattage T8 Lamps Installed EL Emergency Battery Pack ² EL141 Emergency Battery Pack, 1400 Lumens 1-Lamp T8 C388 3-Wire Flex C488 4-Wire Flex	
SIZE	LAMP TYPE	DOOR		BALLAST						
22 2' x 2' 24 2' x 4'	17 2', T8: 17 Watt 32 4', T8 ¹ 32U6 U-Bent, 6" Leg Spacing T8: 32 Watt (2 lamps)	FS White Flush Steel		E Electronic T8, Instant Start 3E 3-Lamp Electronic T8, Instant Start 4E 4-Lamp Electronic T8, Instant Start (17W lamps only) EP Electronic T8, Programmed Start 3EP 3-Lamp Electronic T8, Programmed Start 4EP 4-Lamp Electronic T8, Programmed Start ELW 2-Lamp Electronic T8, 0.77 Ballast Factor, Low Wattage, Instant Start 3ELW 3-Lamp Electronic T8, 0.77 Ballast Factor, Low Wattage, Instant Start 4ELW 4-Lamp Electronic T8, 0.77 Ballast Factor, Low Wattage, Instant Start						

¹ Capable of operating 32, 30, 28 or 25 Watt T8 only.
² 2 x 2 with 2 ballasts and EL N/A as Quick Ship.



ST8 - Shallow Specification Lensed Troffers

35 SCHEDULED
STOCK
SHIPMENTS

Regional Distribution Center Stock List

Part Number	Catalog Number	UPC Code	Description	CA 03	IL 06	PA 10	SC 07	TX 04	Wt. each	# on Pallet	Price
HS241519F000000	ST824-232G-FSA12125-EU	078531006853	2 x 4, 2-L, 120-277V T8 Elec Ballast, .125" Lens	●	●	●	●	●	22.0	24	
HS341519G000000	ST824-332G-FSA12125-3EU	078531006884	2 x 4, 3-L, 120-277V 3-L T8 Elec Ballast, .125" Lens	●	●	●	●	●	22.0	24	
93043895	ST824-332G-FSA12125-3EPU	078531023416	2x4, 3-L, 120-277V 3-L T8 Elec Prog Start Ballast, .125" Lens	●	●	●			22.0	24	
HS341519F000000	ST824-332G-FSA12125-EU	078531006877	2 x 4, 3-L, 120-277V T8 Elec (2 Ballasts), .125" Lens	●	●	●	●	●	25.0	24	
93043896	ST824-332G-FSA12125-EPU	078531023423	2x4, 3-L, 120-277V T8 Elec Prog Start (2) Ballasts, .125" Lens	●	●	●			22.0	24	
HS441519H000000	ST824-432G-FSA12125-4EU	078531006907	2 x 4, 4-L, 120-277V 4-L T8 Elec Ballast, .125" Lens				●	●	22.0	24	
HS441519F000000	ST824-432G-FSA12125-EU	078531006891	2 x 4, 4-L, 120-277V T8 Elec (2 Ballasts), .125" Lens		●	●			26.0	24	



10-Day Quick Ship Ordering Guide

Order Limit Per Fixture Selection: 200

ST8	-		-	FS	-		-	U	-	
MODEL ST8 Low Profile Specification Troffer	NO. OF LAMPS 2 Two 3 Three (N/A 1 x 4) 4 Four (N/A 1 x 4 or 2 x 2)	CEILING TYPE G Grid F Overlap Flange (1 x 4 only)	SHIELDING A12 Pattern 12 Acrylic Lens A12125 Pattern 12 Acrylic Lens, 0.125" Nominal			VOLTAGE U 120V-277V				
SIZE 14 1' x 4' 22 2' x 2' 24 2' x 4'	LAMP TYPE 17 2; T8: 17 Watt 32 4; T8 ¹ 32U6 U-Bent, 6" Leg Spacing T8: 32 Watt (2-lamp only)		BALLAST E Electronic T8, Instant Start 3E 3-Lamp Electronic T8, Instant Start 4E 4-Lamp Electronic T8, Instant Start EP Electronic T8, Programmed Start 3EP 3-Lamp Electronic T8, Programmed Start 4EP 4-Lamp Electronic T8, Programmed Start ELW 2-Lamp Electronic T8, 0.77 Ballast Factor, Low Wattage, Instant Start 3ELW 3-Lamp Electronic T8, 0.77 Ballast Factor, Low Wattage, Instant Start 4ELW 4-Lamp Electronic T8, 0.77 Ballast Factor, Low Wattage, Instant Start 24E 2 or 4-Lamp Electronic T8, Instant Start (For 3-Lamp Master/Satellite only) EPLW Electronic T8 0.77 Ballast Factor, Low Watt, Programmed Start 3EPLW 3-Lamp Electronic T8 0.77 Ballast Factor, Low Watt, Programmed Start 4EPLW 4-Lamp Electronic T8 0.77 Ballast Factor, Low Watt, Programmed Start			OPTIONS FO735 35K 75CRI Full Wattage T8 Lamps Installed FO741 41K 75CRI Full Wattage T8 Lamps Installed FO835 35K 82CRI Full Wattage T8 Lamps Installed FO841 41K 82CRI Full Wattage T8 Lamps Installed EL Emergency Battery Pack ² EL141 Emergency Battery Pack, 1400 Lumens 1-Lamp T8 MS11 Master/Satellite Pair w/11' Harness C388 3-Wire Flex C488 4-Wire Flex				
DOOR FS White Flush Steel										

¹ Capable of operating 32, 30, 28 or 25 Watt T8 only.
² 2 x 2 with 2 ballasts and EL N/A as Quick Ship.

QS75 5-Day Quick Ship Ordering Guide
Order Limit Per Fixture Selection: 200

ST8				G	FS			U	
MODEL	NO. OF LAMPS	CEILING TYPE			SHIELDING		VOLTAGE		
ST8 Low Profile Specification Troffer	2 Two 3 Three 4 Four	G Grid			A12 Pattern 12 Acrylic Lens A12125 Pattern 12 Acrylic Lens, 0.125" Nominal		U 120V-277V		
						BALLAST		OPTIONS	
SIZE	LAMP TYPE	DOOR			E Electronic T8, Instant Start		FO735 35K 75CRI Full Wattage T8 Lamps Installed		
22 2' x 2'	17 2', T8: 17 Watt	FS White Flush Steel			3E 3-Lamp Electronic T8, Instant Start		FO741 41K 75CRI Full Wattage T8 Lamps Installed		
24 2' x 4'	32 4', T8 ¹				4E 4-Lamp Electronic T8, Instant Start		FO835 35K 82CRI Full Wattage T8 Lamps Installed		
	32U6 U-Bent, 6" Leg Spacing T8: 32 Watt (2-lamp only)				EP Electronic T8, Programmed Start		FO841 41K 82CRI Full Wattage T8 Lamps Installed		
					3EP 3-Lamp Electronic T8, Programmed Start		EL Emergency Battery Pack ²		
					4EP 4-Lamp Electronic T8, Programmed Start		EL141 Emergency Battery Pack, 1400 Lumens 1-Lamp T8		
					ELW 2-Lamp Electronic T8, 0.77 Ballast Factor, Low Wattage, Instant Start		C388 3-Wire Flex		
					3ELW 3-Lamp Electronic T8, 0.77 Ballast Factor, Low Wattage, Instant Start		C488 4-Wire Flex		
					4ELW 4-Lamp Electronic T8, 0.77 Ballast Factor, Low Wattage, Instant Start				

¹ Capable of operating 32, 30, 28 or 25 Watt T8 only.
² 2 x 2 with 2 ballasts and EL N/A as Quick Ship.



4PS - Specification Grade Lensed Troffers



Regional Distribution Center Stock List

Part Number	Catalog Number	UPC Code	Description	CA 03	IL 06	PA 10	SC 07	TX 04	Wt. each	# on Pallet	Price
93046043	4PS14-232SM-FSA12-EU	078531121082	1 x 4 Surface Mount, 2-L, 120-277V T8 Elec Ballast	•	•	•	•		20.0	14	
HW241519F000000	4PS24-232G-FSA12125-EU	078531009106	2 x 4, 2-L, 120-277V T8 Elec Ballast, .125" Lens	•	•	•	•	•	22.0	18	
HW341519G000000	4PS24-332G-FSA12125-3EU	078531009113	2 x 4, 3-L, 120-277V 3-L T8 Elec Ballast, .125" Lens		•			•	23.0	18	
HW341519F000000	4PS24-332G-FSA12125-EU	078531009120	2 x 4, 3-L, 120-277V T8 Elec (2 Ballasts), .125" Lens	•			•	•	25.0	18	



10-Day Quick Ship Ordering Guide

Order Limit Per Fixture Selection: 150

4PS	-		G	-		-		U	-	
MODEL	NO. OF LAMPS	CEILING TYPE		SHIELDING		VOLTAGE				
4PS Specification Grade Static Troffer	2 Two 3 Three (2 x 4 only) 4 Four (2 x 4 only)	G Grid		A12 Pattern 12 Acrylic Lens A12125 Pattern 12 Acrylic Lens, 0.125" Nominal		U 120V-277V				
SIZE	LAMP TYPE	DOOR		BALLAST						
22 2' x 2' 24 2' x 4'	32 4', T8 ¹ 32U6 U-Bent, 6" Leg Spacing T8: 32 Watt (2 lamps) 40TT Twin Tube Compact, 2G11 Base: 40 Watt (2 or 3 lamps)	FS White Flush Steel RA White Regressed Aluminum		E Electronic T8, Instant Start 3E 3-Lamp Electronic T8, Instant Start 4E 4-Lamp Electronic T8, Instant Start EP Electronic T8, Programmed Start 3EP 3-Lamp Electronic T8, Programmed Start 4EP 4-Lamp Electronic T8, Programmed Start ETT Electronic Twin Tube, Instant Start ELW 2-Lamp Electronic T8, 0.77 Ballast Factor, Low Wattage, Instant Start 3ELW 3-Lamp Electronic T8, 0.77 Ballast Factor, Low Wattage, Instant Start 4ELW 4-Lamp Electronic T8, 0.77 Ballast Factor, Low Wattage, Instant Start EPLW Electronic T8 0.77 Ballast Factor, Low Watt, Programmed Start 3EPLW 3-Lamp Electronic T8 0.77 Ballast Factor, Low Watt, Programmed Start 4EPLW 4-Lamp Electronic T8 0.77 Ballast Factor, Low Watt, Programmed Start						
OPTIONS										
F0735 35K 75CRI Full Wattage T8 Lamps Installed F0741 41K 75CRI Full Wattage T8 Lamps Installed F0835 35K 82CRI Full Wattage T8 Lamps Installed F0841 41K 82CRI Full Wattage T8 Lamps Installed EL Emergency Battery Pack, T8 EL141 Emergency Battery Pack, 1400 Lumens 1-Lamp T8 C388 3-Wire Flex C488 4-Wire Flex										

¹ Capable of operating 32, 30, 28 or 25 Watt T8 only.



BIL - Integrated Sensor for Stairwell Applications



Regional Distribution Center Stock List

Part Number	Catalog Number	UPC Code	Description	CA 03	IL 06	PA 10	SC 07	TX 04	Wt. each	# on Pallet	Price
BIL000002	BIL4-232-EPU	078531016807	4', 2-L, 32W T8, Elec Ballast		●	●			9.0	N/A	



SA - Wall Brackets



Regional Distribution Center Stock List

Part Number	Catalog Number	UPC Code	Description	CA 03	IL 06	PA 10	SC 07	TX 04	Wt. each	# on Pallet	Price
34241019F000000	SA4-232-EU	078531006792	2-4' T8, 4', 120-277V Elec Ballast	●	●	●	●	●	13.0	24	



UC - Undercabinet



Regional Distribution Center Stock List

Part Number	Catalog Number	UPC Code	Description	CA 03	IL 06	PA 10	SC 07	TX 04	Wt. each	# on Pallet	Price
93047671	UC24-117-EU	078531023690	2', 1-L, 17W T8, Elec Ballast		●	●	●	●	6.0	224	
93047672	UC36-125-EU	078531023706	3', 1-L, 25W T8, Elec Ballast	●	●	●	●	●	6.0	140	
93047673	UC48-132-EU	078531023713	4', 1-L, 32W T8, Elec Ballast	●	●	●	●	●	8.0	112	



W - Wall Mount Light



Regional Distribution Center Stock List

Part Number	Catalog Number	UPC Code	Description	CA 03	IL 06	PA 10	SC 07	TX 04	Wt. each	# on Pallet	Price
24222019F000000	W2-217-EU	078531010294	2-2'T8, 2', 120-277V T8 Elec Ballast Less Switch, Less Convenience Outlet	●	●	●	●	●	6.0	N/A	
24241019F000000	W4-232-EU	078531007287	2-4'T8, 4', 120-277V T8 Elec Ballast Less Switch, Less Convenience Outlet	●	●	●	●	●	13.0	N/A	



WAL - Wall Mount



Regional Distribution Center Stock List

Part Number	Catalog Number	UPC Code	Description	CA 03	IL 06	PA 10	SC 07	TX 04	Wt. each	# on Pallet	Price
DS241019F000000	WAL4-232-EU	078531006068	2-4' T8, 4', 120-277V T8 Elec Ballast	●	●	●	●	●	16.0	55	




AD - Corridor Wraparounds



Regional Distribution Center Stock List

Part Number	Catalog Number	UPC Code	Description	CA 03	IL 06	PA 10	SC 07	TX 04	Wt. each	# on Pallet	Price
22122019F000000	AD2-117-EU	078531011994	1-2'T8, 2', 120-277V T8 Elec Ballast			●			7.0	56	
22222019F000000	AD2-217-EU	078531006303	2-2'T8, 2', 120-277V T8 Elec Ballast			●			7.0	56	
22141019F000000	AD4-132-EU	078531006327	1-4'T8, 4', 120-277V T8 Elec Ballast			●			10.0	56	
22241019F000000	AD4-232-EU	078531006334	2-4'T8, 4', 120-277V T8 Elec Ballast	●	●	●		●	10.0	56	



VR - Vandal Wrap



Regional Distribution Center Stock List

Part Number	Catalog Number	UPC Code	Description	CA 03	IL 06	PA 10	SC 07	TX 04	Wt. each	# on Pallet	Price
VRM232U	VRM4-232-EU	078531012922	Medium, 2-L, T8, 120-277V T8 Elec Ballast			●			10.0	N/A	



AW-Wraparounds



Regional Distribution Center Stock List

Part Number	Catalog Number	UPC Code	Description	CA 03	IL 06	PA 10	SC 07	TX 04	Wt. each	# on Pallet	Price
CY222019F000000	AWN2-217-EU	078531009984	2-2' T8, 2', 120-277V T8 Elec Ballast		•	•	•	•	8.0	110	
CY241019F000000	AWN4-232-EU	078531004859	2-4' T8, 4', 120-277V T8 Elec Ballast	•	•	•	•	•	14.0	55	
93043931	AWN4-232-EPU	078531023508	2-4' T8, 4', 120-277V T8 Elec Prog Start Ballast	•	•				14.0	55	
CY24101BL000000	AWN4-232-ELWU	078531011857	2-4' T8, 4', 120-277V T8 Elec Low Wattage Ballast	•		•			14.0	55	
CY441019H000000	AWN8-232-4EU	078531005979	4-4' T8, 8', 120-277V 4-L T8 Elec Ballast	•	•	•			26.0	30	
93015558	AWN8-232-4ELWU	078531012441	4-4' T8, 8', 120-277V 4-L T8 Elec Low Wattage Ballast			•			26.0	30	
CL341019G000000	AWW4-332-3EU	078531004866	3-4' T8, 4', 120-277V 3-L T8 Elec Ballast	•	•	•	•	•	14.0	33	
CL441019H000000	AWW4-432-4EU	078531004873	4-4' T8, 4', 120-277V 4-L T8 Elec Ballast	•	•	•	•	•	14.0	33	
93043932	AWW4-432-4EPU	078531023515	4-4' T8, 4', 120-277V 4-L T8 Elec Prog Start Ballast	•					14.0	33	
CL44101BN000000	AWW4-432-4ELWU	078531012823	4-4' T8, 4', 120-277V 4-L T8 Elec Low Wattage Ballast			•			14.0	33	
CY8092746000000	SHLD AWN 4FT	078531001148	AWN Replacement Lens	•	•	•	•	•	10.0	100	
CL8092721000000	SHLD AWW 4FT	078531001155	AWW Replacement Lens	•	•	•	•	•	5.0	66	



10-Day Quick Ship Ordering Guide

Order Limit Per Fixture Selection: 100

<input type="text"/>	<input type="text"/>	-	<input type="text"/>	<input type="text"/>	-	<input type="text"/>	<input type="text"/>	-	<input type="text"/>
MODEL	SIZE		LAMP TYPE			VOLTAGE			OPTIONS
AWN 8 ⁵ / ₁₆ " Wide	4 4'		32 4' T8 ¹			U 120V-277V			EL Emergency Battery Pack
AWW 14 ⁵ / ₁₆ " Wide	8 8' (AWN only)								EL141 Emergency Battery Pack, 1400 Lumens 1-Lamp T8
	NO. OF LAMPS IN CROSS SECTION		BALLAST						
	2 Two		E Electronic Instant Start						
	3 Three (AWW only)		3E 3-Lamp Electronic T8, Instant Start						
	4 Four (AWW only)		4E 4-Lamp Electronic T8, Instant Start						
			EP Electronic T8, Programmed Start						
			3EP 3-Lamp Electronic T8, Programmed Start						
			4EP 4-Lamp Electronic T8, Programmed Start						
			ELW 2-Lamp Electronic T8, 0.77 Ballast Factor, Low Wattage, Instant Start						
			3ELW 3-Lamp Electronic T8, 0.77 Ballast Factor, Low Wattage, Instant Start						
			4ELW 4-Lamp Electronic T8, 0.77 Ballast Factor, Low Wattage, Instant Start						
			EPLW Electronic T8 0.77 Ballast Factor, Low Watt, Programmed Start						
			3EPLW 3-Lamp Electronic T8 0.77 Ballast Factor, Low Watt, Programmed Start						
			4EPLW 4-Lamp Electronic T8 0.77 Ballast Factor, Low Watt, Programmed Start						

¹ Capable of operating 32, 30, 28 or 25 Watt T8 only.



WC - Specification Grade Wraparounds



Regional Distribution Center Stock List

Part Number	Catalog Number	UPC Code	Description	CA 03	IL 06	PA 10	SC 07	TX 04	Wt. each	# on Pallet	Price
CD241019F000000	WC4-232-EU	078531006075	2-4'T8, 4', 120-277V T8 Elec Ballast	●	●	●	●	●	13.0	48	
CD441019H000000	WC8-232-4EU	078531006822	4-4'T8, 8', 120-277V 4-L T8 Elec Ballast		●				26.0	36	
CF341019G000000	WCW4-332-3EU	078531006341	3-4'T8, 4', 120-277V 3-L T8 Elec Ballast	●		●			14.0	33	
CF441019H000000	WCW4-432-4EU	078531006082	4-4'T8, 4', 120-277V 4-L T8 Elec Ballast	●	●	●			16.0	28	
CD8013802000000	SHLD ASY WC 4FT	078531000998	WC Replacement Lens - 4'	●	●	●	●	●	3.1	54	
CF8013803000000	SHLD ASY WCW 4FT	078531001001	WCW Replacement Lens	●	●	●			10.0	80	



10-Day Quick Ship Ordering Guide

Order Limit Per Fixture Selection: 50

<input type="text"/>	<input type="text"/>	-	<input type="text"/>	<input type="text"/>	-	<input type="text"/>	<input type="text"/>	-	<input type="text"/>
MODEL	SIZE		LAMP TYPE	BALLAST		VOLTAGE	OPTIONS		
WC 10" Wide	4 4'		32 4', T8 ¹	E Electronic Instant Start		U 120V-277V	EL Emergency Battery Pack		
WCW 15 3/8" Wide	8 8' (WC only)			4E 4-Lamp Electronic T8, Instant Start			EL141 Emergency Battery Pack, 1400 Lumens 1-Lamp T8		
				EP Electronic T8, Programmed Start					
				4EP 4-Lamp Electronic T8, Programmed Start					
				ELW 2-Lamp Electronic T8, 0.77 Ballast Factor, Low Wattage, Instant Start					
				4ELW 4-Lamp Electronic T8, 0.77 Ballast Factor, Low Wattage, Instant Start					
				EPLW Electronic T8 0.77 Ballast Factor, Low Watt, Programmed Start					
				4EPLW 4-Lamp Electronic T8 0.77 Ballast Factor, Low Watt, Programmed Start					

NO. OF LAMPS IN CROSS SECTION

2 Two
4 Four

¹ Capable of operating 32, 30, 28 or 25 Watt T8 only.



CSR - Industrials



Regional Distribution Center Stock List

Part Number	Catalog Number	UPC Code	Description	CA 03	IL 06	PA 10	SC 07	TX 04	Wt. each	# on Pallet	Price
56241719F910000	CSR4-232-ST-EU	078531004934	2-4' T8, 4', 120-277V T8 Elec Ballast, Solid Reflector	•	•	•	•	•	11.0	48	
5624171BL910000	CSR4-232-ST-ELWU	078531011918	2-4' T8, 4', 120-277V T8 Elec Low Wattage Ballast, Solid Reflector			•			11.0	48	
55441719H910000	CSR8-232-ST-4EU	078531004941	2-4' T8, 8', 120-277V 4-L T8 Elec Ballast, Solid Reflector	•	•	•	•	•	20.0	27	
56275719F910000	CSR8-296T8-ST-EU	078531005986	2-8' T8, 8', 120-277V T8 Elec Ballast, Solid Reflector		•	•	•	•	26.0	27	
562092935000000	CSRWG4	078531740139	4' Wire Guard for CSR series	•	•	•	•	•	2.5	N/A	
985084348700000	CSZT	078531740146	Zip T-Hanger - 1/2" spacer		•	•	•	•	0.2	N/A	



10-Day Quick Ship Ordering Guide

Order Limit Per Fixture Selection: 100

CSR		-						U	-	EL
MODEL	NO. OF LAMPS		REFLECTOR TYPE		VOLTAGE		OPTIONS			
CSR Industrial	2 Two 3 Three (T8 only)		ST Solid Top Reflector U Apertured Reflector for 5% Uplight (Solid Reflector not recommended with HO units)		U 120V-277V		EL Emergency Battery Pack (T8 only) EL141 Emergency Battery Pack, 1400 Lumens 1-Lamp T8			
SIZE	LAMP TYPE		BALLAST							
4 4' 8 8'	32 4', T8 ¹ 96HO 8', T12: 110 or 95 Watt		E Electronic, Instant Start 3E 3-Lamp Electronic T8 (32W), Instant Start 4E 4-Lamp Electronic T8 (32W), Instant Start EP Electronic, Programmed Start, T8 3EP 3-Lamp Electronic T8, Programmed Start 4EP 4-Lamp Electronic T8, Programmed Start ELW 2-Lamp Electronic T8, 0.77 Ballast Factor, Low Wattage, Instant Start 3ELW 3-Lamp Electronic T8, 0.77 Ballast Factor, Low Wattage, Instant Start 4ELW 4-Lamp Electronic T8, 0.77 Ballast Factor, Low Wattage, Instant Start EPLW Electronic T8 0.77 Ballast Factor, Low Watt, Programmed Start 3EPLW 3-Lamp Electronic T8 0.77 Ballast Factor, Low Watt, Programmed Start 4EPLW 3-Lamp Electronic T8 0.77 Ballast Factor, Low Watt, Programmed Start							

¹ Capable of operating 32, 30, 28 or 25 Watt T8 only.



LHA- Industrial Fluorescent High Bay

35 SCHEDULED
STOCK
SHIPMENTS

Regional Distribution Center Stock List

Part Number	Catalog Number	UPC Code	Description	CA 03	IL 06	PA 10	SC 07	TX 04	Wt. each	# on Pallet	Price
000016	LHA4-454-NST-4EPU	078531022464	4-4' T5, 4', 120-277V 4-L T5 Elec Ballast, Narrow Distribution, Solid Reflector	●	●	●			22.0	30	
93043288	LHA4-454-NST-4EPU-F554841	078531023232	4-4' T5, 4', 120-277V 4-L T5 Elec Ballast, 54W-T5 Lamps Installed Narrow Distribution, Solid Reflector				●		23.0	30	
LHA000017	LHA4-454-NU-4EPU	78531022112	4-4' T5, 4', 120-277V 4-L T5 Elec Ballast, Narrow Distribution, Uplight Reflector	●	●	●	●	●	22.0	30	
LHA000019	LHA4-454-NU-4EPU-F554841	78531022129	4-4' T5, 4', 120-277V 4-L T5 Elec Ballast, 54 Watt Lamps Installed, Narrow Distribution, Uplight Reflector	●	●		●	●	23.0	30	
LHA000024	LHA4-632-NST-3EHLU	078531022471	6-4' T8, 4', 120-277V (2) 3-L T8 HL Elec Ballast, Narrow Distribution, Uplight Reflector		●	●	●		24.0	24	
93043289	LHA4-632-NST-3EHLU-FO841	078531023249	6-4' T8, 4', 120-277V (2) 3-L T8 HL Elec Ballast 82 CRI T8 Lamps Installed, Narrow Distribution, Solid Reflector				●		24.0	24	
LHA000025	LHA4-632-NU-3EHLU	78531022136	6-4' T8, 4', 120-277V (2) 3-L T8 HL Elec Ballast Narrow Distribution, Uplight Reflector	●	●	●	●	●	24.0	24	
LHA000027	LHA4-632-NU-3EHLU-FO841	078531022143	6-4' T8, 4', 120-277V (2) 3-L T8 HL Elec Ballast 82 CRI T8 Lamps Installed, Narrow Distribution, Uplight Reflector	●	●		●		25.0	24	
LHA000028	LHA4-632-NU-3EHLU-FO850	078531022938	6-4' T8, 4', 120-277V (2) 3-L T8 HL Elec Ballast 82 CRI T8 Lamps Installed, Narrow Distribution, Uplight Reflector		●				26.0	24	
LHA000040	LHA4-654-NST-24EPU	078531022488	6-4' T5, 4', 120-277V 2 & 4-L T5 Elec Ballast Narrow Distribution, Solid Reflector	●	●	●	●		26.0	24	
93043290	LHA4-654-NST-24EPU-F554841	078531023256	6-4' T5, 4', 120-277V 2 & 4-L T5 Elec Ballast, 54W-T5 Lamps Installed Narrow Distribution, Solid Reflector				●		26.0	24	
LHA000041	LHA4-654-NU-24EPU	078531022150	6-4' T5, 4', 120-277V 2 & 4-L T5 Elec Ballast, Narrow Distribution, Uplight Reflector	●	●	●	●	●	26.0	24	
LHA000043	LHA4-654-NU-24EPU-F554841	078531022167	6-4' T5, 4', 120-277V 2 & 4-L T5 Elec Ballast, 54 Watt Lamps Installed, Narrow Distribution, Uplight Reflector	●	●	●	●	●	26.0	24	



10-Day Quick Ship Ordering Guide

Order Limit Per Fixture Selection: 150

LHA	4	-		-		-		-	U	-	
SIZE 4 4'	NO. OF LAMPS 4 Four 6 Six	REFLECTOR N Narrow Distribution W Wide Distribution	UPLIGHT ST Solid Top U Uplight	VOLTAGE U 120V-277V	OPTIONS EL141 Emergency Battery Pack, T8, 1400 Lumens EL5H Emergency Battery Pack, T5, 1250 Lumens F3C5 3-Conductor Cord F4C5 4-Conductor Cord TC Steel Top/Side Cover ²	BALLAST LHA4-454 4EP (1) 4-Lamp Electronic T5HO, Programmed Start LHA4-654 24EP (1) 2-Lamp and (1) 4-Lamp Electronic T5HO, Programmed Start LHA4-432 4EHL (1) 4-Lamp Electronic T8, High Light Output, Instant Start (N/A 480V) LHA4-632 3EHL (2) 3-Lamp Electronic T8, High Light Output, Instant Start 3EPHL (2) 3-Lamp Electronic T8, High Light Output, Programmed Start	LAMPS INSTALLED T8 FO741 4100K 75CRI 32W T8 FO750 5000K 75CRI 32W T8 FO841 4100K 82CRI 32W T8 FO850 5000K 82CRI 32W T8 T5HO F554841 54 Watt, 85 CRI, 4100K F554850 54 Watt, 85 CRI, 5000K				
MODEL LHA Industrial Fluorescent High Bay	LAMP TYPE 32 4', T8 ¹ 54 4', T5HO: 54 or 51 Watt										

¹ Capable of operating 32, 30, 28 or 25 Watt T8 only.
² Not available with T5HO battery pack option.

QS 5 5-Day Quick Ship Ordering Guide
Order Limit Per Fixture Selection: 150

LHA	4					U	
MODEL	SIZE	NO. OF LAMPS	REFLECTOR	UPLIGHT	BALLAST	VOLTAGE	OPTIONS
LHA Industrial Fluorescent High Bay	4 4'	4 Four 6 Six	N Narrow Distribution W Wide Distribution	ST Solid Top U Uplight	LHA4-454 4EP (1) 4-Lamp Electronic T5HO, Programmed Start LHA4-654 24EP (1) 2-Lamp and (1) 4-Lamp Electronic T5HO, Programmed Start LHA4-432 4EHL (1) 4-Lamp Electronic T8, High Light Output, Instant Start (N/A 480V) LHA4-632 3EHL (2) 3-Lamp Electronic T8, High Light Output, Instant Start 3EPHL (2) 3-Lamp Electronic T8, High Light Output, Programmed Start	U 120V-277V	EL141 Emergency Battery Pack, T8, 1400 Lumens EL5H Emergency Battery Pack, T5, 1250 Lumens F3C5 3-Conductor Cord F4C5 4-Conductor Cord
	LAMP TYPE					LAMPS INSTALLED	
	32 4', T8 ¹ 54 4', T5HO: 54 or 51 Watt					T8 FO841 4100K 82CRI 32W T8 FO850 5000K 82CRI 32W T8 T5HO F554841 54 Watt, 85 CRI, 4100K F554850 54 Watt, 85 CRI, 5000K	

¹ Capable of operating 32, 30, 28 or 25 Watt T8 only.




LHR - Linear High Bays

QS 10 10-Day Quick Ship Ordering Guide
Order Limit Per Fixture Selection: 150

LHR	4					U	
MODEL	SIZE	NO. OF LAMPS	REFLECTOR	UPLIGHT	BALLAST	VOLTAGE	OPTIONS
LHR Ultra-Efficient Fluorescent High Bay	4 48" (Nominal)	4 Four 6 Six	M4R 95% Reflective Specular Aluminum (Narrow Beam) GW Gloss White Powder Coat (Wide Beam)	ST Solid Top (No uplight) U Uplight, 12%	LHR4-454 4EP (1) 4-Lamp Electronic T5HO, Programmed Start LHR4-654 24EP (1) 2-Lamp and (1) 4-Lamp Electronic T5, Programmed Start LHR4-632 3EHL (2) 3-Lamp Electronic T8, High Light Output, Instant Start	U 120V-277V	F5841 41K 85CRI T5HO Lamps Installed F5850 50K 82CRI T5HO Lamps Installed FO741 41K 75CRI T8 Lamp Installed 32W FO750 50K 75CRI T8 Lamp Installed 32W FO841 41K 82CRI T8 Lamp Installed 32W FO850 50K 82CRI T8 Lamp Installed 32W FO841 41K 82CRI T8 Lamps Installed 32W EL141 Emergency Batter Pack, T8, 1400 lumens EL5H Emergency Battery Pack, T5, 1250 lumens F3C5 3-Conductor Feed Cord Wired to Fixture F4C5 4-Conductor Feed Cord Wired to Fixture
ACCESSORIES (ORDER SEPARATELY)		LAMP TYPE					
LHHB-LHR4-4LT Universal Hanger Bracket Kit for 4-Lamp Fixture LHHB-LHR4-6LT Universal Hanger Bracket Kit for 6-Lamp Fixture LHRWG4K Wire Guard Kit for 4-Lamp (not to be used with door frame) LHRWG6K Wire Guard Kit for 6-Lamp (not to be used with door frame)		32 4', T8 Lamp Only ¹ 54 4', T5HO: 54 or 51 Watt					

¹ Capable of operating 32, 30, 28 or 25 Watt T8 only.




LHV - Linear High Bays

35 SCHEDULED
STOCK
SHIPMENTS

Regional Distribution Center Stock List

Part Number	Catalog Number	UPC Code	Description	CA 03	IL 06	PA 10	SC 07	TX 04	Wt. each	# on Pallet	Price
93014378	LHV4-432-M4R-ST-4EHLU	078531019372	4-4' T8, 4', 120-277V 4-L T8 HL Elec Ballast		●				22.0	30	
93038457	LHV4-432-M4RU-4EHLU-FO850	078531022914	4-4'T8, 4', 120-277V 4-L T8 HL Elec Ballast 80 CRI T8 Lamps Installed		●				24.0	30	
LHV000004	LHV4-454-GWU-4EPU-F5841	078531011086	4-4'T5, 4', 120-277V 4-L T5 Elec Ballast, White Reflector T5 Lamps Installed		●			●	23.0	30	
93014379	LHV4-454-M4RST-4EPU	078531011703	4-4'T5, 4', 120-277V 4-L T5 Elec Ballast, Solid Top Reflectors			●			22.0	30	
93020454	LHV4-454-M4RST-4EPU-F5841	078531016302	4-4'T5, 4', 120-277V 4-L T5 Elec Ballast, T5 Lamps Installed Solid Top Reflectors			●			23.0	30	
LHV000003	LHV4-454-M4RU-4EPU	078531011024	4-4'T5, 4', 120-277V 4-L T5 Elec Ballast, Uplight Reflector	●	●	●	●	●	22.0	30	
LHV000002	LHV4-454-M4RU-4EPU-F5841	078531011079	4-4'T5, 4', 120-277V 4-L T5 Elec Ballast, T5 Lamps Installed		●	●	●		23.0	30	
LHV000010	LHV4-632-GWU-3EHLU-FO741	078531011123	6-4'T8, 4', 120-277V (2) 3-L T8 HL Elec Ballast T8 Lamps Installed, White Reflector		●				23.0	24	
93020455	LHV4-632-M4RST-3EHLU-FO741	078531016319	6-4'T8, 4', 120-277V (2) 3-L T8 HL Elec Ballast 70CRI T8 Lamps Installed, Solid Top Reflector		●				23.0	24	
LHV000009	LHV4-632-M4RU-3EHLU	078531011048	6-4'T8, 4', 120-277V (2) 3-L T8 HL Elec Ballast,	●	●	●	●		24.0	24	
LHV000008	LHV4-632-M4RU-3EHLU-FO741	078531011116	6-4'T8, 4', 120-277V (2) 3-L T8 HL Elec Ballast 70CRI T8 Lamps Installed		●		●		25.0	24	
LHV000029	LHV4-632-M4RU-3EHLU-FO850	078531016845	6-4' T8, 4', 120-277V (2) 3-L T8 HL Elec Ballast 80 CRI T8 Lamps Installed		●				25.0	24	
LHV000031	LHV4-632-M4RU-3EPHLU-FO850	078531016869	6-4' T8, 4', 120-277V (2) 3-L T8 HL Elec Programmed Start Ballast T8 Lamps Installed		●				25.0	24	
LHV000007	LHV4-654-GWU-24EPU-F5841	078531011109	6-4'T5, 4', 120-277V 2 & 4-L T5 Elec Ballast T5 Lamps Installed, White Reflector		●		●	●	25.0	24	
93020453	LHV4-654-M4RST-24EPU-F5841	078531016296	6-4'T5, 4', 120-277V 2 & 4-L T5 Elec Ballast, T5 Lamps Installed Solid Top Reflector		●		●	●	26.0	24	
LHV000006	LHV4-654-M4RU-24EPU	078531011031	6-4'T5, 4', 120-277V 2 & 4-L T5 Elec Ballast	●	●	●	●	●	26.0	24	
LHV000005	LHV4-654-M4RU-24EPU-F5841	078531011093	6-4'T5, 4', 120-277V 2 & 4-L T5 Elec Ballast, T5 Lamps Installed		●	●	●	●	26.0	24	
LHVOS1360	LHVOS1360	078531023584	Occupancy/Daylight Sensor, with a 360° lens, 120/277/347V, One Relay	●	●	●	●	●	25.0	N/A	
LHVQM10	LHVQM10	078531012526	Aircraft Cable Hangers, 10' (pair)	●	●	●	●	●	0.6	N/A	
LHVQM20	LHVQM20	078531012991	Aircraft Cable Hangers, 20' (pair)		●		●		1.2	N/A	
LHVQM5	LHVQM5	078531012670	Aircraft Cable Hangers, 5' (pair)	●	●	●	●	●	0.5	N/A	
LHVSP	LHVSP	078531011338	Side Panels (pair)		●				5.0	N/A	
LHVSPM5	LHVSPM5	078531012656	Single Point Mounting Kit, Includes Aircraft Cable, 5' (pair)		●	●			5.0	N/A	
LHVTH	LHVTH	078531012649	Tong Hanger (pair)	●	●	●	●	●	0.6	N/A	
LHVWG4-4	LHVWG4-4	078531012625	Cage Wireguard, 4-L, White	●	●	●	●	●	5.0	N/A	
LHVWG4-6	LHVWG4-6	078531012618	Cage Wireguard, 6-L, White	●	●	●	●	●	5.0	N/A	
C6P15-120	C6P15-120	078531016111	Cord and Plug Kit (white), 6 ft Straight Blade Nema 5-15P, 15 amp, 120V		●				0.8	N/A	
C6TL15-120	C6TL15-120	078531016098	Cord and Plug Kit (white), 6 ft Twist Lock Nema L5-15P, 15 amp, 120V		●				0.8	N/A	
C6TL15-277	C6TL15-277	078531016104	Cord and Plug Kit (white), 6 ft Twist Lock Nema L7-15P, 15 amp, 277V		●				0.8	N/A	



LHV - Linear High Bays



Regional Distribution Center Stock List

Part Number	Catalog Number	UPC Code	Description	CA 03	IL 06	PA 10	SC 07	TX 04	Wt. each	# on Pallet	Price
VersaBay Shielding Accessories											
LHVS4-CA	LHVS4-CA		LHV 4 lamp Shielding kit, includes frame and clear acrylic lens		●					N/A	
LHV4SPJ	LHV4SPJ	078531016142	Side Panels and End Jaw (pair) for 4 lamp		●				2.5	N/A	
LHV4CA	LHV4CA	078531016203	Clear Acrylic Lens for 4 lamp		●	●			2.5	N/A	
LHVS4-WG	LHVS4-WG		LHV 4 lamp Shielding kit, includes frame and flat wire guard		●					N/A	
LHV4SPJ	LHV4SPJ	078531016142	Side Panels and End Jaw (pair) for 4 lamp		●				2.5	N/A	
LHV4FWG	LHV4FWG	078531016173	Flat Wire Guard for 4 lamp		●				2.5	N/A	
LHVS4-CAWG	LHVS4-CAWG		4 lamp Shielding kit, includes frame, clear acrylic lens and flat wire guard		●						
LHV4SPJ	LHV4SPJ	078531016142	Side Panels and End Jaw (pair) for 4 lamp		●				2.5		
LHV4CA	LHV4CA	078531016203	Clear Acrylic Lens for 4 lamp		●	●			2.5	N/A	
LHV4FWG	LHV4FWG	078531016173	Flat Wire Guard for 4 lamp		●				2.5	N/A	
LHVS6-CA	LHVS6-CA		LHV 6 lamp Shielding kit, includes frame and clear acrylic lens		●						
LHV6SPJ	LHV6SPJ	078531016159	Side Panels and End Jaw (pair) for 6 lamp		●	●	●	●	2.5	N/A	
LHV6CA	LHV6CA	078531016210	Clear Acrylic Lens for 6 lamp		●	●	●		2.5	N/A	
LHVS6-WG	LHVS6-WG		LHV 6 lamp Shielding kit, includes frame and flat wire guard		●						
LHV6SPJ	LHV6SPJ	078531016159	Side Panels and End Jaw (pair) for 6 lamp		●	●	●	●	2.5	N/A	
LHV6FWG	LHV6FWG	078531016180	Flat Wire Guard for 6 lamp		●		●		2.5	N/A	
LHVS6-CAWG	LHVS6-CAWG		6 lamp Shielding kit, includes frame, clear acrylic lens and flat wire guard		●					N/A	
LHV6SPJ	LHV6SPJ	078531016159	Side Panels and End Jaw (pair) for 6 lamp		●	●	●	●	2.5		
LHV6CA	LHV6CA	078531016210	Clear Acrylic Lens for 6 lamp		●	●	●		2.5	N/A	
LHV6FWG	LHV6FWG	078531016180	Flat Wire Guard for 6 lamp		●		●		2.5	N/A	



LHV - Linear High Bays



10-Day Quick Ship Ordering Guide

Order Limit Per Fixture Selection: 150

LHV	4						
SIZE 4 4'	NO. OF LAMPS 4 Four 6 Six	REFLECTOR M4R 95% Reflective Specular Aluminum (Narrow Beam) GW Gloss White (Wide Beam)	UPLIGHT ST Solid Top U Uplight	VOLTAGE U 120V-277V 480 480V ²	OPTIONS EL141 Emergency Battery Pack, T8, 1400 Lumens EL5H Emergency Battery Pack, T5, 1250 Lumens F3C5 3-Conductor Cord F4C5 4-Conductor Cord		
MODEL	LAMP TYPE	BALLAST			LAMPS INSTALLED		
LHV VersaBay® Fluorescent High Bay	32 4', T8 ¹ 54 4', T5HO: 54 or 51 Watt	LHV4-454 4EP (1) 4-Lamp Electronic T5HO, Programmed Start LHV4-654 24EP (1) 2-Lamp and (1) 4-Lamp Electronic T5HO, Programmed Start LHV4-432 4EHL (1) 4-Lamp Electronic T8, High Light Output, Instant Start (N/A 480V) LHV4-632 3EHL (2) 3-Lamp Electronic T8, High Light Output, Instant Start 3EPHL (2) 3-Lamp Electronic T8, High Light Output, Programmed Start			T8 F0741 4100K 75CRI 32W T8 F0750 5000K 75CRI 32W T8 F0841 4100K 82CRI 32W T8 F0850 5000K 82CRI 32W T8 T5HO F5841 4100K 85CRI F5850 5000K 85CRI		

¹ Capable of operating 32, 30, 28 or 25 Watt T8 only.
² 480V option on T5HO units only.



5-Day Quick Ship Ordering Guide

Order Limit Per Fixture Selection: 150

LHV	4						
SIZE 4 4'	NO. OF LAMPS 4 Four 6 Six	REFLECTOR M4R 95% Reflective Specular Aluminum (Narrow Beam) GW Gloss White (Wide Beam)	UPLIGHT ST Solid Top U Uplight	VOLTAGE U 120V-277V 480 480V ²	OPTIONS EL141 Emergency Battery Pack, T8, 1400 Lumens EL5H Emergency Battery Pack, T5, 1250 Lumens F3C5 3-Conductor Cord F4C5 4-Conductor Cord		
MODEL	LAMP TYPE	BALLAST			LAMPS INSTALLED		
LHV VersaBay® Fluorescent High Bay	32 4', T8 ¹ 54 4', T5HO: 54 or 51 Watt	LHV4-454 4EP (1) 4-Lamp Electronic T5HO, Programmed Start LHV4-654 24EP (1) 2-Lamp and (1) 4-Lamp Electronic T5HO, Programmed Start LHV4-432 4EHL (1) 4-Lamp Electronic T8, High Light Output, Instant Start (N/A 480V) LHV4-632 3EHL (2) 3-Lamp Electronic T8, High Light Output, Instant Start 3EPHL (2) 3-Lamp Electronic T8, High Light Output, Programmed Start			T8 F0841 4100K 82CRI 32W T8 F0850 5000K 82CRI 32W T8 T5HO F5841 4100K 85CRI F5850 5000K 85CRI		

¹ Capable of operating 32, 30, 28 or 25 Watt T8 only.
² 480V option on T5HO units only.



KL - Specification Grade Industrials



Regional Distribution Center Stock List

Part Number	Catalog Number	UPC Code	Description	CA 03	IL 06	PA 10	SC 07	TX 04	Wt. each	# on Pallet	Price
72241819F910000	KL4-232-U-EU	078531006471	2-4' T8, 4', 120-277V T8 Elec Ballast, Apertured Reflector	•	•	•	•	•	15.0	21	
820268450000000	KLWG4	078531007478	4' Wire Guard for KL series	•	•	•	•	•	3.2	N/A	
984084190000000	KHC	078531000875	Two 24" chain assemblies for K and KL	•	•	•	•	•	0.3	N/A	



10-Day Quick Ship Ordering Guide

Order Limit Per Fixture Selection: 50

KL	-		-		-		-	U	-		
MODEL KL Premium Industrial	NO. OF LAMPS 2 Two 3 Three	REFLECTOR TYPE U Apertured Uplight Reflector ST Solid Top	VOLTAGE U 120V-277V	OPTIONS EL Emergency Battery Pack EL5 Emergency Battery Pack, T5 EL141 Emergency Battery Pack, 1400 Lumens 1-Lamp T8							
SIZE 4 4' 8 8'	LAMP TYPE 32 4', T8 ¹ 54 4', T5HO: 54 or 51 Watt 96T8 8', T8: 59 Watt (2-Lamp only) 96T8HO 8', T8: 86 Watt (2-Lamp only)	BALLAST E Electronic, Instant Start 3E 3-Lamp Electronic T8 (32W), Instant Start 4E 4-Lamp Electronic T8 (32W), Instant Start EP Electronic, Programmed Start, T5HO or T8 3EP 3-Lamp Electronic T5HO or T8, Programmed Start 4EP 4-Lamp Electronic T5HO or T8, Programmed Start ELW 2-Lamp Electronic T8, 0.77 Ballast Factor, Low Wattage, Instant Start 3ELW 3-Lamp Electronic T8, 0.77 Ballast Factor, Low Wattage, Instant Start 4ELW 4-Lamp Electronic T8, 0.77 Ballast Factor, Low Wattage, Instant Start EPLW Electronic T8 0.77 Ballast Factor, Low Watt, Programmed Start 3EPLW 3-Lamp Electronic T8 0.77 Ballast Factor, Low Watt, Programmed Start 4EPLW 4-Lamp Electronic T8 0.77 Ballast Factor, Low Watt, Programmed Start									
ACCESSORIES (ORDER SEPARATELY) KLEC Full Depth Endcap (pair) KZT Zip-Tee Hanger KLRU4 4' 5% Uplight Reflector Only KTH Slide Clamp Tong Hanger											

¹ Capable of operating 32, 30, 28 or 25 Watt T8 only.

Instant Start ballasts available for 32 and 96T8. Programmed Start ballasts available for all except 96T8.



CS - Striplights



Regional Distribution Center Stock List

Part Number	Catalog Number	UPC Code	Description	CA 03	IL 06	PA 10	SC 07	TX 04	Wt. each	# on Pallet	Price
04122009F910000	CS2-117-EU	078531008079	1-2' T8, 2', 120-277V T8 Elec Ballast			•			4.0	176	
04222009F910000	CS2-217-EU	078531004996	2-2' T8, 2', 120-277V T8 Elec Ballast		•	•	•	•	4.0	176	
041220007910000	CS2-220-L120	078531023164	2-2' T12, 2', 120V T12 LPF Ballast			•			4.0	176	
04231009F910000	CS3-225-EU	078531005009	2-3' T8, 3', 120-277V T8 Elec Ballast	•	•	•	•	•	7.0	88	
04141009F910000	CS4-132-EU	078531006280	1-4' T8, 4', 120-277V T8 Elec Ballast	•	•	•	•	•	9.0	77	
04241009F910000	CS4-232-EU	078531005016	2-4' T8, 4', 120-277V T8 Elec Ballast	•	•	•	•	•	9.0	77	
93022153	CS4-232-EPU	078531016609	2-4' T8, 4', 120-277V T8 Elec Prog Start Ballast	•	•			•	9.0	77	
93038454	CS4-254-EPU	078531022969	2-4' T5, 4', 120-277V T5 Elec Ballast		•	•		•	9.0	77	
0424100BL910000	CS4-232-ELWU	078531012458	2-4' T8, 4', 120-277V T8 Elec Low Wattage Ballast			•			9.0	77	
0344100BN910000	CS4-232-4ELWU	078531011949	2-4' T8, 4', 120-277V 4-LT8 Elec Low Wattage Ballast			•			8.0	77	
03241009F910000	CS8-132-EU	078531009151	2-8' T8, 8', 120-277V T8 Elec Ballast		•	•			17.0	77	
03441009H910000	CS8-232-4EU	078531005023	4-8' T8, 8', 120-277V 4-L T8 Elec Ballast	•	•	•	•	•	17.0	77	
0344100BN910000	CS8-232-4ELWU	078531011949	4-8' T8, 8', 120-277V 4-L T8 Elec Low Wattage Ballast			•			17.0	77	
04275009F910000	CS8-296T8-EU	078531005795	2-8' T8, 8', 120-277V T8 Elec Ballast	•	•	•	•	•	17.0	77	
0427500AS910000	CS8-296-EU120	078531008543	2-8' T12, 8', 120V Magnetic DOE Compliant Ballast					•	17.0	77	
93038455	CS8-254-4EPU	078531022976	4-8' T5, 8', 120-277V 4-L T5 Elec Ballast		•			•	17.0	77	
984084158000000	CSHC	078531000868	Two 14" chain assemblies for CS and CSR	•	•	•	•	•	0.2	N/A	
745013602000000	CSR4	078531001575	4' symmetric reflector, white, solid top	•	•	•	•	•	2.0	N/A	
745013603000000	CSRU4	078531001582	4' symmetric reflector, white, upright		•				2.0	N/A	
982092925000000	CSWG4	078531000882	4' Wire Guard for CS series	•	•	•	•	•	1.0	N/A	
985084348700000	CSZT	078531740146	Zip T-Hanger - 1/2" spacer		•	•	•	•	0.2	N/A	

QS 10 **10-Day Quick Ship Ordering Guide**
Order Limit Per Fixture Selection: 100

CS						U	EL
MODEL	SIZE	NO. OF LAMPS IN CROSS SECTION	LAMP TYPE	BALLAST	VOLTAGE	OPTIONS	
CS Straight-Sided Utility Channel	2 2' 4 4' 8 8'	1 One 2 Two	17 2', T8: 17 Watt 32 4', T8 ¹	E Electronic T8, Instant Start 4E 4-Lamp Electronic T8, Instant Start EP Electronic T8, Programmed Start 4EP 4-Lamp Electronic T8, Programmed Start ELW 2-Lamp Electronic T8, 0.77 Ballast Factor, Low Wattage, Instant Start 4ELW 4-Lamp Electronic T8, 0.77 Ballast Factor, Low Wattage, Instant Start EPLW Electronic T8 0.77 Ballast Factor, Low Watt, Programmed Start 4EPLW 4-Lamp Electronic T8 0.77 Ballast Factor, Low Watt, Programmed Start	U 120V-277V	EL Emergency Battery Pack EL141 Emergency Battery Pack, 1400 Lumens 1-Lamp T8	
ACCESSORIES (ORDER SEPARATELY)							
CSRA4 4' Asymmetric Reflector							
CSRU4 4' Symmetric Reflector 5% Uplight							

¹ Capable of operating 32, 30, 28 or 25 Watt T8 only.



CH-1-L Striplights

3S SCHEDULED STOCK SHIPMENTS **Regional Distribution Center Stock List**

Part Number	Catalog Number	UPC Code	Description	CA 03	IL 06	PA 10	SC 07	TX 04	Wt. each	# on Pallet	Price
841120007000000	CH1.5-115-L120	078531840228	1-1.5' T12, 1.5', 120V T12 LPF Ballast		•	•			3.0	156	
84122009F910000	CH2-117-EU	078531005047	1-2' T8, 2', 120-277V T8 Elec Ballast		•	•	•	•	3.0	156	
841220007000000	CH2-120-L120	078531840235	1-2' T12, 2', 120V T12 LPF Ballast		•	•	•		3.0	156	
84131009F910000	CH3-125-EU	078531005054	1-3' T8, 3', 120-277V T8 Elec Ballast		•	•	•		7.0	156	
841310003910000	CH3-130-L120	078531840242	1-3' T12, 3', 120V T12 LPF Ballast			•			7.0	156	
84141009F910000	CH4-132-EU	078531005061	1-4' T8, 4', 120-277V T8 Elec Ballast	•	•	•	•	•	7.0	156	
841410003910000	CH4-140-L120	078531840259	1-4' T12, 4', 120V T12 LPF Ballast		•	•			5.0	156	
83241009F910000	CH8-132-EU	078531005078	2-4' T8, 8', 120-277V T8 Elec Ballast			•			17.0	96	
845034020000000	CHRA4	078531011970	4' Asymmetric Reflector (1-lmp only)			•			1.9	N/A	
980929240000000	CHWG4	078531002954	Wire Guard, 4' for CH Strip	•	•	•		•	10.0	N/A	



K - Heavy Duty Striplights



Regional Distribution Center Stock List

Part Number	Catalog Number	UPC Code	Description	CA 03	IL 06	PA 10	SC 07	TX 04	Wt. each	# on Pallet	Price
80241009F910000	K4-232-EU	078531007034	2-4' T8, 4', 120-277V T8 Elec Ballast				●	●	16.0	72	
93025871	K8-296HO-EPU	078531016913	2-8' T12HO, 8', 120-277V Ballast	●	●	●	●	●	19.0	36	
93032673	K8-296T8HO-EPU	078531017699	2-8' T8HO, 8', 120-277V Elec.Prog Start Ballast		●				19.0	36	
984084190000000	KHC	078531000875	Two 24" chain assemblies for K and KL	●	●	●	●	●	0.3	N/A	




SS - Staggered Strips



Regional Distribution Center Stock List

Part Number	Catalog Number	UPC Code	Description	CA 03	IL 06	PA 10	SC 07	TX 04	Wt. each	# on Pallet	Price
FS000032	SS3-225-EU	078531043513	2-3' T8, 3', 120-277V T8 Elec Ballast		●				5.0	64	
FS000039	SS4-132-EU	078531044602	1-4' T8, 4', 120-277V T8 Elec Ballast				●		9.0	72	
FS000040	SS4-232-EU	078531044619	2-4' T8, 4', 120-277V T8 Elec Ballast	●	●		●	●	9.0	72	



XFSW - Enclosed/Gasketed High Bay



Regional Distribution Center Stock List

Part Number	Catalog Number	UPC Code	Description	CA 03	IL 06	PA 10	SC 07	TX 04	Wt. each	# on Pallet	Price
XFSW00021	XFSW4-454-CA-GW-4EPU	078531010652	4-4' T5, 4', 120-277V 4-L T5 Elec Ballast, White Reflector, Clear Acrylic Lens					●	25.0	21	
XFSW00019	XFSW4-454-CA-M4R-4EPU	078531017521	4-4' T5, 4', 120-277V 4-L T5 Elec Ballast, 95% Reflector, Clear Acrylic Lens	●	●				25.0	N/A	
XFSW00022	XFSW4-654-CA-GW-24EPU	078531-010669	6-4' T5, 4', 120-277V 2 & 4-L T5 Elec Ballast, White Reflector, Clear Acrylic Lens		●			●	25.0	N/A	
XFSW00023	XFSW4-632-CA-GW-3EHLU	078531-010676	6-4' T8, 4', 120-277V (2) 3-L T8 HL Elec Ballast, White Reflector, Clear Acrylic Lens		●			●	25.0		
XFSWSB	XFSWSB	078531016982	Surface Mount Bracket, Pair		●			●	2.0		



LUN - Enclosed/Gasketed Industrials



Regional Distribution Center Stock List

Part Number	Catalog Number	UPC Code	Description	CA 03	IL 06	PA 10	SC 07	TX 04	Wt. each	# on Pallet	Price
FB241019F910000	LUN4-232-EU	078531004972	2-4' T8, 4', 120-277V T8 Elec Ballast, Fiberglass	•	•	•	•	•	14.0	30	
FC441019H910000	LUN8-232-4EU	078531004989	4-4' T8, 8', 120-277V 4-L T8 Elec Ballast, Fiberglass	•	•	•	•	•	29.0	30	
93025872	LUN8-296HO-EPU	078531016920	2-8'T12HO, 8', 120-277V 2-L T12 Elec Prog Start Ballast, Fiberglass		•				29.0	30	
93032676	LUN8-296T8HO-EPU	078531017729	2-8'T8HO, 8', 120-277V 2-L T8 Elec Prog Start Ballast, Fiberglass			•			29.0	30	



10-Day Quick Ship Ordering Guide

Order Limit Per Fixture Selection: 50

LUN		2			U	
MODEL	SIZE	NO. OF LAMPS IN CROSS SECTION	LAMP TYPE	BALLAST	VOLTAGE	OPTIONS
LUN Enclosed and Gasketed Fiberglass Industrial	4 4' 8 8'	2 Two	32 4', T8 ¹ 48T8HO 4', T8HO: 44 Watt ¹ 96T8 8', T8: 59 Watt 96HO 8', T12HO: 110 or 95 Watt ¹ 96T8HO 8', T8HO: 86 Watt ¹	E Electronic T8, Instant Start 4E 4-Lamp Electronic T8, Instant Start EP Electronic, Programmed Start 4EP 4-Lamp Electronic, Programmed Start	U 120V-277V	DR 50% DR Acrylic Lens SSL Stainless Steel Latches
<p>ACCESSORIES (ORDER SEPARATELY)</p> <p>HUBK Stem Hanging Kit LUNHK Hanging Kit</p>						

¹ Capable of operating 32, 30, 28 or 25 Watt T8 only.



XEM - Low Profile Enclosed/Gasketed Industrials

FALL
2013

3 SCHEDULED
STOCK
SHIPMENTS

Regional Distribution Center Stock List

Part Number	Catalog Number	UPC Code	Description	CA 03	IL 06	PA 10	SC 07	TX 04	Wt. each	# on Pallet	Price
93049168	XEM4-232-RA-EU	078531023720	Vapor Tight 2-4'T8, 4', 120-277V T8 Elec Ballast, Fiberglass Housing	•	•	•	•	•	14.0		
93049169	XEM8-232-RA-4EU	078531023737	Vapor Tight 4-4'T8, 8', 120-277V 4-L T8 Elec Ballast, Fiberglass Housing	•	•	•	•	•	29.0		
93049170	XEM8-296T8HO-RA-EPU	078531023744	Vapor Tight 2-8'T8HO, 8', 120-277V 4-L T8 Elec Program Start Ballast, Fiberglass Housing				•	•	29.0		

FALL
2013

QS
10

10-Day Quick Ship Ordering Guide

Order Limit Per Fixture Selection: 50

XEM		2				U	
MODEL	SIZE	NO. OF LAMPS IN CROSS SECTION	LAMP TYPE	BALLAST	VOLTAGE	OPTIONS	
XEM Low Profile Enclosed and Gasketed Fiberglass Industrial	4 4' 8 8'	2 Two	32 4'T8 ¹ 48T8HO 4'T8HO: 44 Watt 96T8 8'T8: 59 Watt 96T8HO 8'T8HO: 86 Watt	E Electronic T8, Instant Start 4E 4-Lamp Electronic T8, Instant Start EP Electronic, Programmed Start 4EP 4-Lamp Electronic, Programmed Start	U 120V-277V	TP Tamper Proof Screws SSL Stainless Steel Latches	
			LENS TYPE	BALLAST FACTOR			
			RA Ribbed Acrylic (Standard)	Blank 0.88BF (Standard) LW Low Watt			

¹ Capable of operating 32, 30, 28 or 25 Watt T8 only.

Accessories

3 SCHEDULED
STOCK
SHIPMENTS

Regional Distribution Center Stock List

Part Number	Catalog Number	UPC Code	Description	CA 03	IL 06	PA 10	SC 07	TX 04	Wt. each	# on Pallet	Price
FK14	FK14	078531000745	1 x 4 Flange Kit	•	•	•	•	•	5.0	N/A	
FK22	FK22	078531000752	2 x 2 Flange Kit	•	•	•	•	•	5.0	N/A	
FK24	FK24	078531038991	2 x 4 Flange Kit	•	•	•	•	•	5.0	N/A	
GLH5	GLH5	078531012700	5' Adjustable Cable Kit	•	•	•	•	•	0.3	N/A	
GLH10	GLH10	078531013127	10' Adjustable Cable Kit	•	•	•	•	•	0.4	N/A	
980000011000000	S18	078531000790	18" Stem and Canopy	•	•	•	•	•	8.0	N/A	
980000010000000	SS18	078531003456	18" Stem only	•	•	•	•	•	5.0	N/A	
TBC10K	TBC	078531017606	Tall Ballast Cover, For Field Installed Battery Packs			•			8.0	N/A	



PLK-Plank

QS 10 10-Day Quick Ship Ordering Guide
Order Limit 1000' Linear Feet (See Alera Express Brochure for Limitations and Details.)

PLK					CM				U		MW	
MODEL PLK Plank	LAMP TYPE & PROFILE 1T5 1 T5 Lamp 2T5 2 T5 Lamps 3T5 3 T5 Lamps 1T5HO 1 T5HO Lamp 2T5HO 2 T5HO Lamps 3T5HO 3 T5HO Lamps 1T8 1 T8 Lamp 2T8 2 T8 Lamps 3T8 3 T8 Lamps	DISTRIBUTION COVER CLC Center Lamp Cover (For A/V Mode) Blank None	SUSPENSION LENGTH 48 48" 96 96"	SHIELDING WCB White Cross Baffle ¹ WCBS White Cross Baffle-High Efficiency Without Standard Overlay	BALLAST E Electronic, Instant Start (Std. for T8) EP Electronic, Programmed Start (Std. for T5 & T5HO, optional for T8) ELW Electronic T8, 0.77BF, Low Watt, Instant Start EPLW Electronic T8, 0.77BF, Low Watt, Programmed Start ED_ADV MK10 Electronic Dimming, Must Specify Voltage, Advance, Mark10 Powerline, 2T8 only EDUADV MK7 Universal Voltage, Electronic Dimming, Advance Mark7(0-10v) 2T8 only ⁴	VOLTAGE U 120V-277V	FINISH MW Matte White	OPTIONS DC Dust Cover (T8 only), Not available with CLC LR Left/Right Switching (2-Lamp only) IBOB Inboard/Outboard Switching (3-Lamp only) EL One Emergency Battery Pack ³ FO841 With T8 4100K Lamp Installed F5841 With T5/T5HO 4100K Lamp Installed FO835 With T8 3500K Lamp Installed F5835 With T5/T5HO 3500K Lamp Installed EMC Emergency Circuit ³ NLC Night Light Circuit ³ CSA UL Listed or CSA Certified for Canada				
ROW LENGTH 4 4' Single 8 8' Single 12 12' Single — Indicate row length over 12' in 4' increments Note: Rows over 12' will be configured by Alera. Example: 16' will be (2) 8'. Alternate configurations: contact factory.	HOUSING TYPE Blank Solid (Std.) PFST Perforated Strip General Note: Not all options are available in every possible configuration. ** Specifications apply. Please see Alera Express Program Rules page. ¹ Includes .020 thick white overlay. ² Specify voltage. ³ EMC/NLC is installed on right-hand side of 8' fixture only. Consists of (1) lamp ballast and dedicated power drop. ⁴ When the row requires EL (Emergency Battery Pack), the voltage must be specified. Change the U to a specific voltage.	MOUNTING METHOD CM Adjustable Aircraft Cable Mount (Std.)										



CVL-Curv Louvered

QS 10 10-Day Quick Ship Ordering Guide
Order Limit 1000' Linear Feet (See Alera Express Brochure for Limitations and Details.)

CVL					LD			U		MW	
MODEL CVL Cúrv Louvered	DISTRIBUTION Blank 60% Uplight, 40% Downlight 0/100 0% Uplight, 100% Downlight ² 20/80 20% Uplight, 80% Downlight ² 40/60 40% Uplight, 60% Downlight ² 85/15 85% Uplight, 15% Downlight CLC Center lamp cover A/V mode ²	SHIELDING LD Low Iridescent Semi-Specular Louver (Std.)	VOLTAGE U 120V-277V	FINISH MW Matte White	BALLAST E Electronic, Instant Start (Std. for T8) EP Electronic, Programmed Start (Std. for T5 & T5HO, optional for T8) ELW Electronic T8, 0.77BF, Low Watt, Instant Start EPLW Electronic T8, 0.77BF, Low Watt, Programmed Start ED_ADV MK10 Electronic Dimming, Must Specify Voltage, Advance, Mark10 Powerline, 2T8 only EDUADV MK7 Universal Voltage, Electronic Dimming, Advance Mark7(0-10v) 2T8 only ⁴	OPTIONS DC Dust Cover (T8 and T5 with standard distribution only) SCE Shallow Cúrv End Cap (5 5/16" each) LR Left/Right Switching (2-Lamp only) IBOB Inboard/Outboard Switching (3-Lamp only) EL One Emergency Battery Pack ³ FO841 With T8 4100K Lamp Installed F5841 With T5/T5HO 4100K Lamp Installed FO835 With T8 3500K Lamp Installed F5835 With T5/T5HO 3500K Lamp Installed EMC Emergency Circuit ³ NLC Night Light Circuit ³					
ROW LENGTH 4 4' Single 8 8' Single — Indicate row length over 8' in 4' increments Note: Rows over 8' will be configured by Alera. Example: 16' will be (2) 8'. Alternate configurations: contact factory.	LAMP TYPE & PROFILE 1T5 1 T5 Lamp ¹ 2T5 2 T5 Lamps ¹ 3T5 3 T5 Lamps ¹ 1T5HO 1 T5HO Lamp ¹ 2T5HO 2 T5HO Lamps ¹ 3T5HO 3 T5HO Lamps ¹ 1T8 1 T8 Lamp 2T8 2 T8 Lamps 3T8 3 T8 Lamps	MOUNTING METHOD CM Adj. Aircraft Cable Mount	ADJUSTABLE CABLE LENGTH 48 48" 96 96"								

** Specifications apply. Please see Alera Express Program Rules page.

¹ Includes .020 thick white overlay.
² Specify voltage.
³ EMC/NLC is installed on right-hand side of 8' fixture only. Consists of (1) lamp ballast and dedicated power drop.
⁴ When the row requires EL (Emergency Battery Pack), the voltage must be specified. Change the U to a specific voltage.

General Note: Not all options are available in every possible configuration.



CVRL- Curv Radial Lens



10-Day Quick Ship Ordering Guide

Order Limit 1000' Linear Feet (See Alera Express Brochure for Limitations and Details.)

CVRL - [] - [] - [] - [] - [] - [] U - MW - []

MODEL	LAMP TYPE & PROFILE	DISTRIBUTION	MOUNTING METHOD	VOLTAGE	FINISH	OPTIONS
CVRL Cürv Radial Lens	1T5 1 T5 Lamp ¹ 2T5 2 T5 Lamps ¹ 3T5 3 T5 Lamps ¹ 1T5HO 1 T5HO Lamp ¹ 2T5HO 2 T5HO Lamps ¹ 3T5HO 3 T5HO Lamps ¹ 1T8 1 T8 Lamp 2T8 2 T8 Lamps 3T8 3 T8 Lamps	Blank 60% Up/ 40% Down 0/100 0% Up/ 100% Down ² 20/80 20% Up/ 80% Down ² 40/60 40% Up/ 60% Down ² 85/15 85% Up/ 15% Down ² CLC Center Lamp Cover AV Mode ²	CM48 48" Adjustable Aircraft Cable Mount CM96 96" Adjustable Aircraft Cable Mount	U 120V-277V	MW Matte White	DC Dust Cover (T8 and T5 with standard distribution only) SCE Shallow Cürv End Cap (5 5/16" each) LR Left/Right Switching (2-Lamp only) IBOB Inboard/Outboard Switching (3-Lamp only) EL One Emergency Battery Pack ^{3,4} FO841 With T8 4100K Lamp Installed F5841 With T5/T5HO 4100K Lamp Installed FO835 With T8 3500K Lamp Installed F5835 With T5/T5HO 3500K Lamp Installed EMC Emergency Circuit ⁴ NLC Night Light Circuit ⁴
ROW LENGTH 4 4' Single 8 8' Single Indicate row length over 8' in 4' increments				BALLAST		
				E Electronic, Instant Start (Std. for T8) EP Electronic, Programmed Start (Std. for T5 & T5HO, optional for T8) ELW Electronic T8, 0.77BF, Low Watt, Instant Start EPLW Electronic T8, 0.77BF, Low Watt, Programmed Start ED_ADV MK10 Electronic Dimming, Must Specify Voltage, Advance, Mark10 Powerline, 2T8 only EDUADV MK7 Universal Voltage, Electronic Dimming, Advance Mark7(0-10v) 2T8 only ⁵		

** Specifications apply. Please see Alera Express Program Rules page.

¹ T5(HO) at risk for socket shadow in downlight component.
² Dust Cover not available when using these optical distribution covers. Distribution varies with lamp and/or shielding.
³ Specify voltage. For additional, specify quantity before nomenclature (example: 2EL120)
⁴ EMC/NLC is installed on right-hand side of 8' fixture only. Consists of (1) lamp ballast and dedicated power drop.
⁵ When the row requires EL (Emergency Battery Pack), the voltage must be specified. Change the U to a specific voltage.



CVRB- Curv Radial Baffle



10-Day Quick Ship Ordering Guide

Order Limit 1000' Linear Feet (See Alera Express Brochure for Limitations and Details.)

[] - [] - [] - [] - [] - [] U - MW - []

MODEL	LAMP TYPE & PROFILE	DISTRIBUTION	MOUNTING METHOD	VOLTAGE	FINISH	OPTIONS
CVRB Cürv Radial Baffle CVRPB Cürv Radial Perf Baffle	1T5 1 T5 Lamps ¹ 2T5 2 T5 Lamps ¹ 3T5 3 T5 Lamps ¹ 1T5HO 1 T5HO Lamp ¹ 2T5HO 2 T5HO Lamps ¹ 3T5HO 3 T5HO Lamps ¹ 1T8 1 T8 Lamp 2T8 2 T8 Lamps 3T8 3 T8 Lamps	Blank 60% Up/ 40% Down 0/100 0% Up/ 100% Down ² 20/80 20% Up/ 80% Down ² 40/60 40% Up/ 60% Down ² 85/15 85% Up/ 15% Down ² CLC Center Lamp Cover AV Mode ²	CM48 48" Adjustable Aircraft Cable Mount CM96 96" Adjustable Aircraft Cable Mount	U 120V-277V	MW Matte White	DC Dust Cover (T8 and T5 with standard distribution). Not available with CLC. SCE Shallow Cürv End Cap (5 5/16" each) LR Left/Right Switching (2-Lamp only) IBOB Inboard/Outboard Switching (3-Lamp only) EL One Emergency Battery Pack ^{3,4} FO841 With T8 4100K Lamp Installed F5841 With T5/T5HO 4100K Lamp Installed FO835 With T8 3500K Lamp Installed F5835 With T5/T5HO 3500K Lamp Installed EMC Emergency Circuit ⁵ NLC Night Light Circuit ⁵
ROW LENGTH 4 4' Single 8 8' Single Indicate row length over 8' in 4' increments				BALLAST		
				E Electronic, Instant Start (Std. for T8) EP Electronic, Programmed Start (Std. for T5 & T5HO, optional for T8) ELW Electronic T8, 0.77BF, Low Watt, Instant Start EPLW Electronic T8, 0.77BF, Low Watt, Programmed Start ED_ADV MK10 Electronic Dimming, Must Specify Voltage, Advance, Mark10 Powerline, 2T8 only EDUADV MK7 Universal Voltage, Electronic Dimming, Advance Mark7(0-10v) 2T8 only ⁵		

** Specifications apply. Please see Alera Express Program Rules page.

¹ T5(HO) at risk for socket shadow in downlight component.
² Dust Cover not available when using these optical distribution covers. Distribution varies with lamp and/or shielding.
³ Specify voltage. For additional, specify quantity before nomenclature (example: 2EL120)
⁴ EL is installed in right-hand side of 8' unit. See Alera Express Program Rules page for explanation.
⁵ When the row requires EL (Emergency Battery Pack), the voltage must be specified. Change the U to a specific voltage.



CV- Curv

QS₁₀ 10-Day Quick Ship Ordering Guide
 Order Limit 1000' Linear Feet (See Alera Express Brochure for Limitations and Details.)

CV							U	MW	
MODEL		HOUSING TYPE		ADJUSTABLE CABLE LENGTH (CM)		VOLTAGE		FINISH	OPTIONS
CV Cúrv		PERF Perforated (1T8 not recommended on suspended unit) S Solid		48 48" 96 96"		U 120V-277V		MW Matte White	DC Dust Cover (T8 and T5 with standard distribution only) SCE Shallow Cúrv End Cap (5 ^{5/16} " each) LR Left/Right Switching (2-Lamp only) IBOB Inboard/Outboard Switching (3-Lamp only) EL One Emergency Battery Pack ^{2,3} F0841 With T8 4100K Lamp Installed F5841 With T5/T5HO 4100K Lamp Installed F0835 With T8 3500K Lamp Installed F5835 With T5/T5HO 3500K Lamp Installed EMC Emergency Circuit ² NLC Night Light Circuit ²
ROW LENGTH	LAMP TYPE & PROFILE	MOUNTING METHOD		BALLAST					
4 4' Single 8 8' Single 12 12' Single — Indicate row length over 12' in 4' increments Note: Rows over 12' will be configured by Alera. Example: 16' will be (2) 8'. Alternate configurations: contact factory.	1T5 1 T5 Lamp 2T5 2 T5 Lamps 3T5 3 T5 Lamps (N/A WM) 1T5HO 1 T5HO Lamp 2T5HO 2 T5HO Lamps 3T5HO 3 T5HO Lamps (N/A WM) 1T8 1 T8 Lamp (Solid only) 2T8 2 T8 Lamps 3T8 3 T8 Lamps (N/A WM) 4T8 4 T8 Lamps (N/A WM)	CM Adjustable Aircraft Cable Mount WM Wall Mount		E Electronic, Instant Start (Std. for T8) EP Electronic, Programmed Start (Std. for T5 & T5HO, optional for T8) ELW Electronic T8, 0.77BF, Low Watt, Instant Start EPLW Electronic T8, 0.77BF, Low Watt, Programmed Start ED_ADVMK10 Electronic Dimming, Must Specify Voltage, Advance, Mark10 Powerline, 2T8 only EDUADVMK7 Universal Voltage, Electronic Dimming, Advance Mark7(0-10v) 2T8 only ³					
** Specifications apply. Please see Alera Express Program Rules page.									
¹ Specify voltage.									
² Specify voltage. For additional, specify quantity before nomenclature (example: 2EL120)									
³ When the row requires EL (Emergency Battery Pack), the voltage must be specified. Change the U to a specific voltage.									
General Note: Not all options are available in every possible configuration.									



CVSL- curVista

QS₁₀ 10-Day Quick Ship Ordering Guide
 Order Limit 1000' Linear Feet (See Alera Express Brochure for Limitations and Details.)

							U	MW	
MODEL	DISTRIBUTION	ADJUSTABLE CABLE LENGTH (CM)	OVERLAY	VOLTAGE	FINISH	OPTIONS			
CVSL curVista Solid Baffle CVPL curVista Perf Baffle	Blank 70% Uplight, 30% Downlight 50/50 50% Uplight, 50% Downlight ¹ 40/60 40% Uplight, 60% Downlight ¹ (Will vary with lamp and shielding options)	48 48" 96 96"	Blank None (Std.) OLAY Acrylic Lens Overlay ¹ (Above baffles; for dust cover see Options)	U 120V-277V	MW Matte White	DC Dust Cover (T8 and T5 with standard distribution only) SCE Shallow Cúrv End Cap (5 ^{5/16} " each) LR Left/Right Switching (2-Lamp only) IBOB Inboard/Outboard Switching (3-Lamp only) EL One Emergency Battery Pack ^{2,3} F0841 With T8 4100K Lamp Installed F5841 With T5/T5HO 4100K Lamp Installed F0835 With T8 3500K Lamp Installed F5835 With T5/T5HO 3500K Lamp Installed EMC Emergency Circuit ² NLC Night Light Circuit ²			
ROW LENGTH	LAMP TYPE & PROFILE	MOUNTING METHOD		BALLAST					
4 4' Single 8 8' Single — Indicate row length over 8' in 4' increments Note: Rows over 8' will be configured by Alera. Example: 16' will be (2) 8'. Alternate configurations: contact factory.	1T5 1 T5 Lamps (WM only) 2T5 2 T5 Lamps 3T5 3 T5 Lamps (N/A WM) 4T5 4 T5 Lamps (N/A WM) 1T5HO 1 T5HO Lamp (WM only) 2T5HO 2 T5HO Lamps 3T5HO 3 T5HO Lamps (N/A WM) 4T5HO 4 T5HO Lamps (N/A WM) 1T8 1 T8 Lamp (WM only) 2T8 2 T8 Lamps 3T8 3 T8 Lamps (N/A WM) 4T8 4 T8 Lamps (N/A WM)	CM Adjustable Aircraft Cable Mount (Std.) WM Wall Mount		E Electronic, Instant Start (Std. for T8) EP Electronic, Programmed Start (Std. for T5 & T5HO, optional for T8) ELW Electronic T8, 0.77BF, Low Watt, Instant Start EPLW Electronic T8, 0.77BF, Low Watt, Programmed Start ED_ADVMK10 Electronic Dimming, Must Specify Voltage, Advance, Mark10 Powerline, 2T8 only EDUADVMK7 Universal Voltage, Electronic Dimming, Advance Mark7(0-10v) 2T8 only ⁴					
** Specifications apply. Please see Alera Express Program Rules page.									
¹ Dust Cover not available when using these optical distribution covers.									
² Specify voltage.									
³ EMC/NLC is installed on right-hand side of 8' fixture only. Consists of (1) lamp ballast and dedicated power drop.									
⁴ When the row requires EL (Emergency Battery Pack), the voltage must be specified. Change the U to a specific voltage.									




PAL- Paleta



10-Day Quick Ship Ordering Guide

Order Limit 1000' Linear Feet (See Alera Express Brochure for Limitations and Details.)

PAL						U	MW		
MODEL PAL Paleta	LAMP TYPE & PROFILE 1T5 1 T5 Lamp (WM only) ¹ 2T5 2 T5 Lamps ¹ 3T5 3 T5 Lamps (N/A WM) ¹ 4T5 4 T5 Lamps (N/A WM) ¹ 1T5HO 1 T5HO Lamp (WM only) ¹ 2T5HO 2 T5HO Lamps ¹ 3T5HO 3 T5HO Lamps (N/A WM) ¹ 4T5HO 4 T5HO Lamps (N/A WM) ¹ 1T8 1 T8 Lamp (WM only) 2T8 2 T8 Lamps 3T8 3 T8 Lamps (N/A WM) 4T8 4 T8 Lamps (N/A WM)	MOUNTING METHOD CM Adj. Aircraft Cable Mount	ADJUSTABLE CABLE LENGTH (CM) 48 48" 96 96"	VOLTAGE U 120V-277V	FINISH MW Matte White	OPTIONS DC Dust Cover (T8 and T5 with standard distribution only) ² LR Left/Right Switching (2-Lamp only) IBOB Inboard/Outboard Switching (3-Lamp only) EL One Emergency Battery Pack ³ FO841 With T8 4100K Lamp Installed F5841 With T5/T5HO 4100K Lamp Installed FO835 With T8 3500K Lamp Installed F5835 With T5/T5HO 3500K Lamp Installed EMC Emergency Circuit ⁴ NLC Night Light Circuit ⁴			
ROW LENGTH 4 4' Single 8 8' Single — Indicate row length over 8' in 4' increments		DISTRIBUTION Blank 70% Uplight, 30% Downlight 50/50 50% Uplight, 50% Downlight ² 20/80 20% Uplight, 80% Downlight ² 5/95 5% Uplight, 95% Downlight ²		BALLAST E Electronic, Instant Start (Std. for T8) EP Electronic, Programmed Start (Std. for T5 & T5HO, optional for T8) ELW Electronic T8, 0.77BF, Low Watt, Instant Start EPLW Electronic T8, 0.77BF, Low Watt, Programmed Start ED_ADV MK10 Electronic Dimming, Must Specify Voltage, Advance, Mark10 Powerline, 2T8 only EDUADV MK7 Universal Voltage, Electronic Dimming, Advance Mark7(0-10v) 2T8 only ⁵					
Note: Rows over 8' will be configured by Alera. Example: 16' will be (2) 8'. Alternate configurations: contact factory.		** Specifications apply. Please see Alera Express Program Rules page.					General Note: Not all options are available in every possible configuration.		



SLS- Solaris



10-Day Quick Ship Ordering Guide

Order Limit 1000' Linear Feet (See Alera Express Brochure for Limitations and Details.)

SLS				CM		LD		U	MW		
MODEL SLS Solaris	LAMP TYPE & PROFILE 1T5 1 T5 Lamp ¹ 2T5 2 T5 Lamps ¹ 3T5 3 T5 Lamps ¹ 1T5HO 1 T5HO Lamp ¹ 2T5HO 2 T5HO Lamps ¹ 3T5HO 3 T5HO Lamps ¹ 1T8 1 T8 Lamp 2T8 2 T8 Lamps 3T8 3 T8 Lamps	MOUNTING METHOD CM Adjustable Aircraft Cable Mount	SHIELDING LD Low Iridescent Semi-Specular Louver	VOLTAGE U 120V-277V	FINISH MW Matte White	OPTIONS DC Dust Cover (T8 and T5 with standard distribution only) ² LR Left/Right Switching (2-Lamp only) IBOB Inboard/Outboard Switching (3-Lamp only) EL One Emergency Battery Pack ³ FO841 With T8 4100K Lamp Installed F5841 With T5/T5HO 4100K Lamp Installed FO835 With T8 3500K Lamp Installed F5835 With T5/T5HO 3500K Lamp Installed EMC Emergency Circuit ⁴ NLC Night Light Circuit ⁴					
ROW LENGTH 4 4' Single 8 8' Single 12 12' Single — Indicate row length over 12' in 4' increments		DISTRIBUTION Blank 60% Uplight, 40% Downlight 0/100 0% Uplight, 100% Downlight ² 20/80 20% Uplight, 80% Downlight ² 40/60 40% Uplight, 60% Downlight ² 85/15 85% Uplight, 15% Downlight CLC Center Lamp Cover for A/V Mode ²	ADJUSTABLE CABLE LENGTH 48 48" 96 96"	BALLAST E Electronic, Instant Start (Std. for T8) EP Electronic, Programmed Start (Std. for T5 & T5HO, optional for T8) ELW Electronic T8, 0.77BF, Low Watt, Instant Start EPLW Electronic T8, 0.77BF, Low Watt, Programmed Start ED_ADV MK10 Electronic Dimming, Must Specify Voltage, Advance, Mark10 Powerline, 2T8 only EDUADV MK7 Universal Voltage, Electronic Dimming, Advance Mark7(0-10v) 2T8 only ⁵							
Note: Rows over 12' will be configured by Alera. Example: 16' will be (2) 8'. Alternate configurations: contact factory.		** Specifications apply. Please see Alera Express Program Rules page.									
		¹ T5(HO) at risk for socket shadow in downlight component.									
		² Dust Cover not available when using these optical distribution covers. Distribution varies with lamp and/or shielding.									
		³ Specify voltage.									
		⁴ EMC/NLC is installed on right-hand side of 8' fixture only. Consists of (1) lamp ballast and dedicated power drop.									
		⁵ When the row requires EL (Emergency Battery Pack), the voltage must be specified. Change the U to a specific voltage.									
General Note: Not all options are available in every possible configuration.											



ALS- Allegro



10-Day Quick Ship Ordering Guide

Order Limit 1000' Linear Feet (See Alera Express Brochure for Limitations and Details.)

ALS				CM		LD		U	MW		
MODEL ALS Allegro	LAMP TYPE & PROFILE 1T5 1 T5 Lamp ¹ 2T5 2 T5 Lamps ¹ 3T5 3 T5 Lamps ¹ 1T5HO 1 T5HO Lamp ¹ 2T5HO 2 T5HO Lamps ¹ 3T5HO 3 T5HO Lamps ¹ 1T8 1 T8 Lamp 2T8 2 T8 Lamps 3T8 3 T8 Lamps			MOUNTING METHOD CM Adjustable Aircraft Cable Mount	SHIELDING LD Low Iridescent Semi-Specular Louver		VOLTAGE U 120V-277V	OPTIONS DC Dust Cover (T8 and T5 with standard distribution only) ² LR Left/Right Switching (2-Lamp only) IBOB Inboard/Outboard Switching (3-Lamp only) EL One Emergency Battery Pack**, ³ FO841 With T8 4100K Lamp Installed F5841 With T5/T5HO 4100K Lamp Installed FO835 With T8 3500K Lamp Installed F5835 With T5/T5HO 3500K Lamp Installed EMC Emergency Circuit ⁴ NLC Night Light Circuit ⁴			
ADJUSTABLE CABLE LENGTH 48 48" 96 96"		FINISH MW Matte White		ROW LENGTH 4 4' Single 8 8' Single 12 12' Single — Indicate row length over 12' in 4' increments Note: Rows over 12' will be configured by Alera. Example: 16' will be (2) 8'. Alternate configurations: contact factory.			DISTRIBUTION Blank 60% Uplight, 40% Downlight 0/100 0% Uplight, 100% Downlight ² 20/80 20% Uplight, 80% Downlight ² 40/60 40% Uplight, 60% Downlight ² 85/15 85% Uplight, 15% Downlight CLC Center Lamp Cover for A/V Mode ²		BALLAST E Electronic, Instant Start (Std. for T8) EP Electronic, Programmed Start (Std. for T5 & T5HO, optional for T8) ELW Electronic T8, 0.77BF, Low Watt, Instant Start EPLW Electronic T8, 0.77BF, Low Watt, Programmed Start ED_ADV MK10 Electronic Dimming, Must Specify Voltage, Advance, Mark10 Powerline, 2T8 only EDUADV MK7 Universal Voltage, Electronic Dimming, Advance Mark7(0-10v) 2T8 only ⁵		
General Note: Not all options are available in every possible configuration.											
** Specifications apply. Please see Alera Express Program Rules page.											
¹ T5/T5HO at risk for socket shadow in downlight compartment.											
² Dust cover not available when using these optical distribution covers.											
³ Specify voltage.											
⁴ EMC/NLC is installed on right-hand side of 8' fixture only. Consists of (1) lamp ballast and dedicated power drop.											
⁵ When the row requires EL (Emergency Battery Pack), the voltage must be specified. Change the U to a specific voltage.											

ALERA EXPRESS PROGRAM RULES

ORDERING WITHIN THE ALERA EXPRESS PROGRAM

- Mark order as "ALERA EXPRESS".
- Specify "SINGLES" or "ROW" on order.
- Only products listed on Alera Express qualify for 10-day shipment.
- Product will ship within 10 working days of receipt of complete order, after credit approval. This will be standard procedure if the product meets the requirements listed.
- Order will be entered and, if requested, released in parallel with a 24-hour "Record" Job Drawing. Some Express configurations are also available using the Architectus drawing program; these drawings can be created online in 3 minutes or less. If "Approval" Job Drawings are required these must be submitted and approved prior to entering an order on the Alera Express 10-day ship program.
- All Alera Express products are provided with Matte White finish on housings and end caps.
- Universal voltage (120V-277V) generic ballasts are provided as part of the Alera Express program, however, a voltage must be designated (120V or 277V) when the EL option is specified. Alera Lighting reserves the right to use, at its discretion, either a universal voltage ballast wired to the dedicated EL voltage or to select a generic dedicated voltage ballast for single or row products including one or more -EL.
- For NYC and other special considerations, please contact the factory.
- Orders submitted to Alera Lighting Customer Service by 3:30 p.m. EST will be entered the same business day. Order Entry will contact the local Alera representative with any questions or clarifications required to process the order.
- Orders exceeding 1,000', please contact factory.
- Lamps can be ordered to ship installed. See Options for each product family.

END CAPS AND HANGERS

- Standard end caps are flat matte white and are offered on all Alera Express products.
- Optional Sculpted End Caps in matte white are available for CV, CV WM, CVL, CVSL, CVPL, CVPL WM, CVRL, CVRB and CVSL WM. To order optional SCE end caps for the above products, add suffix "- SCE" to the end of the unit or row catalog number.
- Adjustable Cable Mount 48" or 96" aircraft cables are available as an option to Alera Express. Select the appropriate catalog number from the product listing to purchase this option.

SWITCHING , CIRCUITS , BATTERY PACKS AND EMC/NLC

The factory will determine the number of wires and circuits required to configure each row and will include this information on the project drawings. Simply tell us what your needs are as follows:

- No switching of the lamps: No suffix required
- Inboard/Outboard (three lamps in cross section with switching): IBOB
- Left/Right (two lamps in cross section with switching): LR
- To designate one low profile generic factory installed battery pack add the suffix "-EL"; provides (1) 8' housing with (1) EL
- To designate two low profile generic factory installed battery pack add the suffix "-2EL"; provides (2) 8' housings, each with (1) EL
- Battery pack will be installed on the right hand side of an 8' unit or a single mounted 4' unit and shown on project drawings. Not available in 12' housing lengths. For rows with multiple battery packs, each pack will be installed in a separate 8' housing.
- Specific 120V or 277V is required for single or row products which include the -EL option. Primary ballasts supplied may be either universal voltage wired to specified voltage or a dedicated voltage. See Ordering section above. Voltage must be provided when ordered.
- For other generic battery pack requirements contact factory.
- EMC and NLC are installed on the right hand side of an 8ft fixture.
- For full Alera Lighting terms & conditions, please visit www.aleralighting.com.

** One battery pack is installed on the right hand side of an 8' fixture for linear rows. Alera Express does not include battery pack installation on a 12' fixture. Contact factory for further clarification. For projects with multiple battery packs, each battery pack is installed on a separate 8' housing. For rows where more than one EL is desired, add qty. prior to designation. Example: 2EL provides (2) 8' units each with (1) battery pack. Single circuit 4' fixtures requiring one emergency battery pack can be installed for the following lamp type profile: 1,2,3 T8 or 1,2 T5(HO). Note: the 4' fixture must be a single mount and cannot be included in a row. Each battery pack (-EL) will operate one lamp in cross section at approximately 350-450 lumens for T8 and 390-700 lumens for T5(HO) for 90 minutes.

2" LED Downlight

3 SCHEDULED STOCK SHIPMENTS Regional Distribution Center Stock List

Part Number	Catalog Number	UPC Code	Description	CA 03	IL 06	PA 10	SC 07	TX 04	Wt. each	# on Carton	Price
BG1437200	D2FRM	785235429987	Optional Mounting Frame for D2LED	●					3.5	2	
BG1437300	D2ICAT	785235429993	Optional IC Rated Air Tight housing for D2LED	●					7.5	1	

QS 5 5-Day Quick Ship Ordering Guide Order Limit Per Fixture Selection: 20 Pieces or Less

D2LED		2D9LED	30K	8	MD25		
J-TUBE ASSEMBLY	VOLTAGE	LIGHT ENGINE	LED COLOR	CRI	BEAM ANGLE	REFLECTOR FINISH	REFLECTOR COLORS
D2LED 2" J-Tube Assembly with 0-10 Dimming standard	Blank 120V 277 277V	2D9LED 2" Open Reflector/Light Engine Assembly with Xicato 1300 lumen module	27K 2700 Kelvin 30K 3000 Kelvin 35K 3500 Kelvin 40K 4000 Kelvin	8 Nominal 80+ CRI 9 Nominal 95+ CRI	WFL45 Spun Aluminum reflector with a 45° wide flood distribution MD25 Spun Aluminum reflector with a 25° medium distribution FL35 Spun Aluminum reflector with a 35° flood distribution WW Wall Wash	Blank Specular	Blank Clear Alzak

*Reflector finishes other than clear specular are not QS items.

QS 10 10-Day Quick Ship Ordering Guide Order Limit Per Fixture Selection: 50 Pieces or Less

D2LED		2D9LED	30K	8	MD25			WT
J-TUBE ASSEMBLY	VOLTAGE	LIGHT ENGINE	LED COLOR	CRI	BEAM ANGLE	REFLECTOR FINISH	REFLECTOR COLORS	REFLECTOR OPTIONS
D2LED 2" J-Tube Assembly with 0-10 Dimming standard A2LED 2" J-Tube Assembly with 0-10 Dimming standard	Blank 120V 277 277V	2D9LED 2" Open Reflector/Light Engine Assembly with Xicato 1300 lumen module	27K 2700 Kelvin 30K 3000 Kelvin 35K 3500 Kelvin 40K 4000 Kelvin	8 Nominal 80+ CRI 9 Nominal 95+ CRI	WFL45 Spun Aluminum reflector with a 45° wide flood distribution MD25 Spun Aluminum reflector with a 25° medium distribution FL35 Spun Aluminum reflector with a 35° flood distribution WW Wall Wash	Blank Specular	Blank Clear Alzak	WT White trim

*Reflector finishes other than clear specular are not QS items.



4" Vertical CFL Open and Wall Wash Downlights


Part Number	Catalog Number	UPC Code	Description	CA 03	IL 06	PA 10	SC 07	TX 04	Wt. each	# on Carton	Price
BG948000	D432EB	785235046992	4", (1) 26 or 32W triple tube 4-pin, multi-volt electronic ballast (32W Lutron only)	●					0.5	2	

4" Vertical CFL Reflector

35 SCHEDULED STOCK SHIPMENTS Regional Distribution Center Stock List

Part Number	Catalog Number	UPC Code	Description	CA 03	IL 06	PA 10	SC 07	TX 04	Wt. each	# on Carton	Price
BG949600	4D5	785235047005	4" Alzak Reflector				•		0.3	1	

QS 10 10-Day Quick Ship Ordering Guide Order Limit Per Fixture Selection: 50 Pieces or Less All Non Stocked Architektur 4" Vertical Open and Wall Wash Housing are Quick Ship



6" & 8" Triple Tube Horizontal Housings, multi-volt electronic ballasts

Part Number	Catalog Number	UPC Code	Description	CA 03	IL 06	PA 10	SC 07	TX 04	Wt. each	# on Carton	Price
BE827500	CFT632HEB	785235221078	6" (1) 26/32/42W	•	•	•	•	•	6.6	1	
BG092700	CFT632HEBDM	785235112758	6" (1) 26/32/42W Dimming	•			•		10.0	1	
BG1278100	CFT632HEBEM	785235047272	6" (1) 26/32/42 W Emergency	•					11.7	1	
BE827700	CFT832HEB	785235221092	8" (1) 26/32/42W	•	•		•	•	10.0	1	
BG1278200	CFT832HEBEM	785235047289	8" (1) 26/32/42W Emergency	•					11.8	1	
BG117600	CFT932HEB	785235041546	9" (2) 26/32/42W	•					10.0	1	
BG117700	CFTD832HEB	785235112840	8" (2) 26/32/42W	•			•		6.8	1	

6" & 8" Triple Tube Horizontal Reflectors

Part Number	Catalog Number	UPC Code	Description	CA 03	IL 06	PA 10	SC 07	TX 04	Wt. each	# on Carton	Price
BG1227900	STF602H	785235046947	6" Self trim clear Alzak	•	•	•	•	•	0.5	1	
BG1239800	STF602HWT	785235047036	6" White trim clear Alzak	•			•		0.8	1	
BE831600	STF602HWW	785235113274	6" Self trim clear Alzak wall washer	•			•		0.8	1	
BG1228000	STF802H	785235046954	8" Self trim clear Alzak	•			•		1.0	2	
BG1240000	STF802HSS	785235047050	8" Self trim Semi-Specular Alzak	•					0.8	2	
BG1228300	STF902H	785235046978	9" Self trim clear Alzak	•					0.8	1	
BG1228100	STFD802H	785235046961	8" Self trim clear Alzak, two lamp	•			•		1.9	2	
BG1240100	STF802HWT	785235047081	8" White trim clear Alzak				•		0.8	2	
BG1240300	STFD802HWT	785235047081	8" White trim clear Alzak, two lamp				•		0.8	2	

6" Horizontal Triple Tube


QS 10 10-Day Quick Ship Ordering Guide

CFT632HEB	EM	STF602H	MFC		WT
HOUSING	HOUSING OPTIONS	REFLECTORS	REFLECTOR FINISHES		REFLECTOR OPTIONS
CFT632HEB 6", One 26W, 32W, 42W Triple Tube, Multi-Volt Electronic Ballast	DM Electronic Analog Dimming Ballast to 5%, 4-wire 0-10V, analog (120V thru 277V)	⊕ vs STF602H 6" Alzak Reflector	Blank Specular Alzak		WT Painted White self flange
CFT632HEB55 6", One 26W, 32W, 42W Triple Tube, Multi-Volt Electronic Ballast, compatible with '55', High Efficiency Reflector	ECDM Lutron EcoSystem or 3-wire line voltage dimming ballast (120V-277V). Dims to 5%. Specify wattage.		Blank Clear Alzak CG Champagne Gold Alzak BL Black Alzak WE Wheat Alzak LW Light Wheat Alzak PW Pewter Alzak		TRG Trim Ring Gasket (factory installed) WW Wall Wash
	7DM Advance Mark 7" Dimming Ballast to 5%, 4-wire, 0-10V, analog (120V thru 277V)				
	XDM Advance Mark 10" Dimming Ballast to 5%, 2-wire line voltage (specify supply voltage)				

*Reflector finishes other than clear specular are not QS items.

QS 10 10-Day Quick Ship Ordering Guide Order Limit Per Fixture Selection: 50 Pieces or Less

All Non Stocked Architektur 6" Horizontal Open and Wall Wash Housing are Quick Ship



6" & 8" Quad Tube Horizontal Housings, Multi-volt Electronic Ballasts

3 SCHEDULED STOCK SHIPMENTS Regional Distribution Center Stock List

Part Number	Catalog Number	UPC Code	Description	CA 03	IL 06	PA 10	SC 07	TX 04	Wt. each	# on Carton	Price
BE602500	CFR618EB	785235427357	6" (2) 18W Quad	●					7.0	1	
BE602600	CFR626EB	785235220866	6" (2) 26W Quad	●	●	●	●	●	6.5	1	
BE864500	CFR826UEB	785235900102	8" (2) 26W Quad	●			●		6.6	1	
BG280900	CFR6126EB	785235429122	6" (2) 26W Quad	●					7.0	1	

6" & 8" Horizontal Twin & Quad Tube Reflectors

Part Number	Catalog Number	UPC Code	Description	CA 03	IL 06	PA 10	SC 07	TX 04	Wt. each	# on Carton	Price
BG1227500	ST372A	785235046916	6" Self trim clear Alzak	●	●	●	●	●	1.0	2	
BG1227700	ST492A	785235046930	8" Self trim clear Alzak	●			●		0.8	2	
BG1240700	ST372AWT	785235047128	6" White trim clear Alzak	●			●		1.0	2	
BG1240900	ST492AWT	785235047142	8" White trim clear Alzak	●			●		0.5	2	




6" Compact Fluorescent Cross Baffle Housings with HPF multi-volt electronic ballasts

3 SCHEDULED STOCK SHIPMENTS **Regional Distribution Center Stock List**

Part Number	Catalog Number	UPC Code	Description	CA 03	IL 06	PA 10	SC 07	TX 04	Wt. each	# on Carton	Price
BG143600	CFCB642THEB	785235112291	(1) 26/32/43W triple	•					8.0	1	

QS 10 **10-Day Quick Ship Ordering Guide** **Order Limit Per Fixture Selection: 50 Pieces or Less** **All Non Stocked Architektur 6" Horizontal Cross Baffle Housings are Quick Ship**



6" & 8" Vertical Triple Tube Housings with Multivolt HPF electronic ballast

Part Number	Catalog Number	UPC Code	Description	CA 03	IL 06	PA 10	SC 07	TX 04	Wt. each	# on Carton	Price
BG123600	CFT632EB	785235051071	6" (1) 26/32/42W	•	•	•	•	•	5.3	2	
BG124000	CFT832EB	785235221047	8" (1) 26/32/42W	•			•		5.0	2	

6" & 8" Vertical Quad & Triple Tube Reflectors

Part Number	Catalog Number	UPC Code	Description	CA 03	IL 06	PA 10	SC 07	TX 04	Wt. each	# on Carton	Price
BE681800	STF602	785235101363	6" Self trim clear Alzak	•	•	•	•	•	.09	1	
BG070000	STF602MFC	785235044035	6" Self trim American Matte™ clear	•					0.5	1	
BE682600	STF602SS	785235044004	6" Self trim Semi-Specular clear Alzak	•				•	0.6	1	
BE685900	STF602WW	785235113281	6" Self trim clear Alzak Wall washer	•					0.8	1	
BE680800	STF802	785235101370	8" Self trim clear Alzak	•			•		0.9	2	
BE681900	STF602WT	785235113724	6" White trim clear Alzak	•			•		0.6	1	
BE680900	STF802WT	785235113779	8" White trim clear Alzak				•		0.9	2	

QS 10 **10-Day Quick Ship Ordering Guide** **Order Limit Per Fixture Selection: 50 Pieces or Less** **All Non Stocked Architektur 6" & 8" Vertical Triple & Quad Housings are Quick Ship**


Incandescent Adjustable - Accessories

Part Number	Catalog Number	UPC Code	Description	CA 03	IL 06	PA 10	SC 07	TX 04	Wt. each	# on Carton	Price
KA141600	LV17	785235103176	Spread lens	•					0.2	1	
KA141800	LV19	785235103503	Softening lens	•					0.2	1	

Incandescent PAR-Downlight Housings Reflectors/Cones

3 SCHEDULED STOCK SHIPMENTS Regional Distribution Center Stock List

Part Number	Catalog Number	UPC Code	Description	CA 03	IL 06	PA 10	SC 07	TX 04	Wt. each	# on Carton	Price
AB107600	ST832	785235101233	6" Self trim clear Alzak (for 79X)	●					1.0	1	



Incandescent A-Line Downlight Housings

Part Number	Catalog Number	UPC Code	Description	CA 03	IL 06	PA 10	SC 07	TX 04	Wt. each	# on Carton	Price
BE757500	INC600	785235112925	6" 100W A-19, 150W A-23	●			●		6.0	2	
BE757600	INC800	785235112932	8" 150W A-19, 200W A-23	●			●		4.9	2	

QS 10 10-Day Quick Ship Ordering Guide Order Limit Per Fixture Selection: 50 Pieces or Less All Non Stocked Architektur 6" A-Line Housings are Quick Ship

All Architektur 6", 8" & 9" Horizontal and Vertical CFL Housings are Quick Ship

QS 10 10-Day Quick Ship Ordering Guide Order Limit Per Fixture Selection: 50 Pieces or Less

All Architektur 6", & 8" Vertical HID Housings are Quick Ship

QS 10 10-Day Quick Ship Ordering Guide Order Limit Per Fixture Selection: 50 Pieces or Less

All Architektur 4", 6", & 8" Incandescent Housings are Quick Ship

QS 10 10-Day Quick Ship Ordering Guide Order Limit Per Fixture Selection: 50 Pieces or Less



Retroficient LiteFrame Commercial LED Housing



Regional Distribution Center Stock List

Part Number	Catalog Number	UPC Code	Description	CA 03	IL 06	PA 10	SC 07	TX 04	Wt. each	# on Carton	Price
BG1482900	RLC6LED120	785235429948	6" Commercial retrofit LED housing, 120V	●					4.66	2	
BG1483100	RLC6LED277	785235429955	6" Commercial retrofit LED housing, 277V	●					4.66	2	
BG1483000	RLC6LED120 DM	785235429962	6" Commercial retrofit LED housing, 120V w/0-10V dimming to 10%	●					5	2	
BG1483200	RLC6LED277 DM	785235429979	6" Commercial retrofit LED housing, 277V w/0-10V dimming to 10%	●					5	2	



LiteFrame Commercial LED Housing

Part Number	Catalog Number	UPC Code	Description	CA 03	IL 06	PA 10	SC 07	TX 04	Wt. each	# on Carton	Price
BG1468700	LC6LED120	785235429269	6" Commercial LED housing, 120V	●			●		5.88	2	
BG1468800	LC6LED120DM	785235429276	6" Commercial LED housing, 120V 0-10V dimming	●			●		5.88	2	
BG1471800	LC6LED277	785235429283	6" Commercial LED housing, 277V	●			●		5.88	2	
BG1471900	LC6LED277DM	785235429290	6" Commercial LED housing, 277V 0-10V dimming	●			●		5.88	2	

LiteFrame Commercial LED Trims

Part Number	Catalog Number	UPC Code	Description	CA 03	IL 06	PA 10	SC 07	TX 04	Wt. each	# on Carton	Price
BG1468400	6LCLED535K8	785235429238	6" Clear alzak reflector/commercial light engine assembly, 1000 Lumen module 3500K 8CRI	●					3.5	1	
BG1468500	6LCLED635K8	785235429245	6" Clear alzak reflector/commercial light engine assembly, 1400 Lumen module 3500K 8CRI	●					3.5	1	
BG1468600	6LCLED735K8	785235429252	6" Clear alzak reflector/commercial light engine assembly, 1600 Lumen module 3500K 8CRI	●					3.5	1	



10-Day Quick Ship Ordering Guide
Order Limit Per Fixture Selection: 50 Pieces or Less

All Non Stocked LiteFrame Commercial LED are Quick Ship



LiteFrame LED Square Housing

3

SCHEDULED
STOCK
SHIPMENTS

Regional Distribution Center Stock List

Part Number	Catalog Number	UPC Code	Description	CA 03	IL 06	PA 10	SC 07	TX 04	Wt. each	# on Carton	Price
BG1423200	LF4SQLED	785235428811	4" High Efficacy LED Housing with 0-10V dimming to 10%	●					3.86	2	
BG1423300	LF4SQLEDWW	785235428828	4" High Efficacy LED Housing with 0-10V dimming to 10% wall washer	●					3.86	2	
BG1423400	LF6SQLED	785235428835	6" High Efficacy LED Housing 0-10V dimming to 10%	●					3.86	2	
BG1423500	LF6SQLEDWW	785235428842	6" High Efficacy LED Housing 0-10V dimming to 10% wall washer	●					3.86	2	

QS

10

10-Day Quick Ship Ordering Guide
 Order Limit Per Fixture Selection: 50 Pieces or Less

All Non Stocked LiteFrame
 Squares LED are Quick Ship

*Reflector color other than clear specular are not QS items.



Retroficient LiteFrame LED Housing


Part Number	Catalog Number	UPC Code	Description	CA 03	IL 06	PA 10	SC 07	TX 04	Wt. each	# on Carton	Price
BG1336500	RLF6LED	785235429139	6" High Efficacy LED Housing 0-10V dimming to 10%	●			●				
BG1336600	RLF8LED	785235429160	8" High Efficacy LED Housing with 0-10V dimming to 10%	●			●				

QS

10

10-Day Quick Ship Ordering Guide
 Order Limit Per Fixture Selection: 50 Pieces or Less

All Non Stocked Retroficient
 LiteFrame LED are Quick Ship



LiteFrame LED Housing

Part Number	Catalog Number	UPC Code	Description	CA 03	IL 06	PA 10	SC 07	TX 04	Wt. each	# on Carton	Price
BG1463600	LF4LED	785235429191	4" High Efficacy LED Housing 0-10V dimming to 10%	●			●		5.18	2	
BG1463700	LF6LED	785235429207	6" High Efficacy LED Housing 0-10V dimming to 10%	●			●		12.23	2	
BG1336900	LF6LEDWW	785235047630	6" High Efficacy LED Housing 0-10V dimming to 10% wall washer	●			●		6.1	1	
BG1364500	LF6LEDEM	785235056061	6" High Efficacy LED Housing 0-10V dimming to 10% with integral emergency	●			●		11.1	1	
BG1451200	LF6LED8 120V	785235429085	6" High Efficacy LED Housing 0-10V dimming to 10% for 2800 Lumen module and 120V	●					12.23	2	
BG1451300	LF6LED8 277V	785235429092	6" High Efficacy LED Housing 0-10V dimming to 10% for 2800 Lumen module and 277V	●					12.23	2	
BG1344900	LFSC6	785235047654	6" Reflector screw cover	●			●		0.24	12	
BG1374400	LFSC6EM	785235051989	6" Reflector screw cover with EM	●			●		0.24	12	
BG1463800	LF8LED	785235429214	8" High Efficacy LED Housing 0-10V dimming to 10%	●					12.23	2	
BG1451400	LF8LED8 120V	785235429085	8" High Efficacy LED Housing with 0-10V dimming to 10% for 2800 Lumen module and 120V	●					12.23	2	
BG1451500	LF8LED8 277V	785235429092	8" High Efficacy LED Housing with 0-10V dimming to 10% for 2800 Lumen module and 277V	●					12.23	2	
BG1345000	LFSC8	785235047661	8" Reflector Screw Cover	●			●		0.24	12	



35 SCHEDULED STOCK SHIPMENTS

Regional Distribution Center Stock List

Part Number	Catalog Number	UPC Code	Description	CA 03	IL 06	PA 10	SC 07	TX 04	Wt. each	# on Carton	Price
BG1380400	4LFLED5 35K	785235429306	4" Clear Alzak/light engine assembly 1100 Lumen module 3500K 8CRI	●			●				
BG1394000	4LFLED7 35K	785235429313	4" Clear Alzak/light engine assembly 2000 Lumen module 3500K 8CRI	●			●				
BG1293600	6LFLED5 35K	785235429184	6" clear Alzak reflector/light engine assembly 2000 Lumen module 3500 Kelvin 8CRI	●			●				
BG1359100	6LFLED7 35K	785235429146	6" clear Alzak reflector/light engine assembly 1100 Lumen module 3500 Kelvin 8CRI	●			●				

QS 10

10-Day Quick Ship Ordering Guide

Order Limit Per Fixture Selection: 50 Pieces or Less

Stocked Items Not Quick Ship
(Shown below for reference only)

LF4LED	4LFLED7	30K		WH	WT
HOUSING	TRIM	LED COLOR TEMP	REFLECTOR FINISH	REFLECTOR COLORS	REFLECTOR OPTIONS
LF4LED 4" High Efficacy LED Housing with 0-10V Dimming to 10% LF6LED 6" High Efficacy LED Housing with 0-10V Dimming to 10%, for 1100 or 2000 Lumen module LF8LED 8" High Efficacy LED Housing with 0-10V Dimming to 10%, for 1100 or 2000 Lumen module	4LFLED5 4" Open Reflector/Light Engine Assembly, Nominal 18 watt and 1100 lumen module 4LFLED7 4" Open Reflector/Light Engine Assembly, Nominal 34 watt and 2000 lumen module 6LFLED5 6" Open Reflector/Light Engine Assembly, 1100 lumen module 6LFLED7 6" Open Reflector/Light Engine Assembly, 2000 lumen module 6LFLED8 6" Open Reflector/Light Engine Assembly, and 2800 lumen module 8LFLED5 8" Open Reflector/Light Engine Assembly, 1100 lumen module 8LFLED7 8" Open Reflector/Light Engine Assembly, 2000 lumen module 8LFLED8 8" Open Reflector/Light Engine Assembly, 2800 lumen module	30K 3000 Kelvin, 80 CRI 35K 3500 Kelvin, 80 CRI 40K 4000 Kelvin, 80 CRI	Blank Alzak Semi-Diffuse	Blank Clear Alzak WH White Paint	WT White Trim TRG Trim Ring Gasket (factory installed) WW Wall Wash EM Emergency Battery Pack with integral test switch and indicator light



LiteFrame Square Compact Fluorescent Housing

Part Number	Catalog Number	UPC Code	Description	CA 03	IL 06	PA 10	SC 07	TX 04	Wt. each	# on Carton	Price
BG1423600	LF4SQCFH132EB	785235428859	4" Horizontal 1-lamp 26/32/42W Triple Tube housing	●					4.0		
BG1423700	LF4SQCFH132EBWW	785235428866	4" Horizontal 1-lamp 26/32/42W Triple Tube wall washer housing	●					4.0		
BG1423800	LF6SQCFH132EB	785235428873	6" Horizontal 1-lamp 26/32/42W Triple Tube housing	●					4.0		
BG1423900	LF6SQCFH132EBWW	785235428880	6" Horizontal 1-lamp 26/32/42W Triple Tube wall washer housing	●					4.0		

LiteFrame Square Compact Fluorescent Trims



Regional Distribution Center Stock List

Part Number	Catalog Number	UPC Code	Description	CA 03	IL 06	PA 10	SC 07	TX 04	Wt. each	# on Carton	Price
BG1426400	4SQCFH1	785235428897	4" Alzak semi-diffuse reflector	●					.65		
BG1426600	4SQCFH1WW	785235428958	4" Alzak semi-diffuse wall washer reflector	●					.73		
BG1426500	6SQCFH1	785235428941	6" Alzak semi-diffuse reflector	●					.75		
BG1426700	6SQCFH1WW	785235428965	6" Alzak semi-diffuse wall washer reflector	●					.85		



LiteFrame Compact Fluorescent Housings

Part Number	Catalog Number	UPC Code	Description	CA 03	IL 06	PA 10	SC 07	TX 04	Wt. each	# on Carton	Price
BG743600	LF6CFH213EB	785235128247	6" horizontal, 2-lamp 13W Quad tube housing	●					4.3	2	
BG744300	LF6CFH218EB	785235128254	6" horizontal, 2-lamp 18W Quad tube housing	●						2	
BG745000	LF6CFH226EB	785235128261	6" horizontal, 2-lamp 26W Quad tube housing	●	●	●	●	●	7.2	2	
BG745200	LF6CFH226EB DM	785235045902	6" horizontal, 2-lamp 26W Quad tube housing with dimming	●					3.8	2	
BG1278600	LF6CFH226EBEM	785235047326	6" horizontal, 2-lamp 26W Quad tube housing with integral emergency	●					10.3	2	
BG946500	LF6CFH132EB	785235041423	6" horizontal, 1-lamp 26/32/42W Triple tube housing	●			●		6.0	2	
BG749200	LF6CFV32EB	785235128292	6" vertical, 26/32/42W Triple tube housing	●	●	●	●	●	4.8	2	
BG1278900	LF6CFV32EBEM	785235047357	6" vertical, 26/32/42W Triple tube housing with integral emergency	●					8.1	2	
BG749400	LF6CFV32EB DM	785235044110	6" vertical, 26/32/42W Triple tube housing with dimming	●			●		5.5	2	
BG746400	LF8CFH213EB	785235045933	8" horizontal, 2-lamp 13W quad tube housing	●					4.6	2	
BG747100	LF8CFH218EB	785235045940	8" horizontal, 2-lamp 18W quad tube housing	●					5.0	2	
BG747800	LF8CFH226EB	785235128278	8" horizontal, 2-lamp 26W quad tube housing	●			●		4.3	2	
BG748500	LF8CFH132EB	785235128285	8" horizontal, 1-lamp 26/32/42W triple tube housing	●			●		4.3	2	
BG1278700	LF8CFH132EBEM	785235047333	8" horizontal, 1-lamp 26/32/42W triple tube housing, emergency						10.4	2	
BG934300	LF8CFH232EB	785235041379	8" horizontal, 2-lamp, 26/32/42W Triple tube housing	●			●		4.3	2	
BG749900	LF8CFV32EB	785235128308	8" vertical, 1-lamp 26/32/42W triple tube housing	●			●		3.8	2	

LiteFrame Compact Fluorescent Trims



Regional Distribution Center Stock List

Part Number	Catalog Number	UPC Code	Description	CA 03	IL 06	PA 10	SC 07	TX 04	Wt. each	# on Carton	Price
BG1078000	6CFH	785235044615	6" horizontal, 2-lamp CF, clear Alzak	●	●	●	●	●	3.1	6	
BG1077900	6CFH1	785235044608	6" horizontal, 1-lamp clear Alzak for triple tube housing	●			●		3.1	6	
BG1077800	6CFV	785235044592	6" vertical, 2-lamp CF, clear Alzak	●	●	●	●	●	3.7	6	
BG1077801	6CFVWT	785235045766	6" vertical, 2-lamp CF, clear Alzak with white trim	●	●				3.7	6	
BG1078300	8CFH	785235044646	8" horizontal, 2-lamp Quad CF, clear Alzak	●			●		4.8	6	
BG1078200	8CFH1	785235044639	8" horizontal, 1-lamp Triple CF, clear Alzak	●			●		4.8	6	
BG1078100	8CFV	785235044622	8" vertical CF, clear Alzak	●			●		5.6	6	



10-Day Quick Ship Ordering Guide
Order Limit Per Fixture Selection: 50 Pieces or Less

LF6CFH226EB		6CFH		WT	
HOUSING		HOUSING OPTIONS		REFLECTOR OPTIONS	
LF6CFH132EB	6" (1) 26/32/42W Triple tube, multi-volt electronic ballast (120-277V)	DM	Electronic dimming ballast to 5%, 4-wire, 0-10V, (120V thru 277V)	6CFH	6" Alzak semi-diffuse reflector (2-lamp)
LF6CFH213EB	6", (2) 13W Quad, multi-volt electronic ballast (120-277V)	ECDM	Lutron EcoSystem Dimming Ballast to 5% 3-wire line voltage (120V-277V). Specify wattage. Only on 132EB and 232EB	6CFH1	6" Alzak semi-diffuse reflector (1-lamp)
LF6CFH218EB	6", (2) 18W Quad, multi-volt electronic ballast (120-277V)	XDM	Advance Mark 10" Dimming Ballast to 5%, 2-wire line voltage (specify voltage)	8CFH	8" Alzak semi-diffuse reflector (2-lamp Quad or Twin)
LF8CFH132EB	8" (1) 26/32/42W Triple tube, multi-volt electronic ballast (120-277V)	7DM	Advance Mark 7" Dimming Ballast to 5%, 4-wire 0-10V	8CFH1	8" Alzak semi-diffuse reflector (1-lamp Triple tube)
LF8CFH213EB	8", (2) 13W Quad, multi-volt electronic ballast (120-277V)			8CFHT	8" Alzak semi-diffuse reflector (2-lamp Triple)
LF8CFH218EB	8", (2) 18W Quad, multi-volt electronic ballast (120-277V)				
LF8CFH226EB	8", (2) 26W Quad, multi-volt electronic ballast (120-277V)				
LF8CFH232EB	8" (2) 32/42W Triple tube, multi-volt electronic ballast (120-277V)				
				REFLECTOR COLORS	REFLECTOR OPTIONS
				BLANK Clear Alzak	WW Wall Wash
					WT White flange (Alzak only)
					TRG Trim Ring Gasket (Factory installed)



LiteFrame Incandescent Housings

Part Number	Catalog Number	UPC Code	Description	CA 03	IL 06	PA 10	SC 07	TX 04	Wt. each	# on Carton	Price
BG750600	LF6INC	785235128315	6" A-21 or PAR-38 lamp	●					5.2	2	
BG750800	LF8INC	785235128322	8" A-21 or PAR-38 lamp	●					3.3	2	

LiteFrame Incandescent Trims

3 SCHEDULED STOCK SHIPMENTS **Regional Distribution Center Stock List**

Part Number	Catalog Number	UPC Code	Description	CA 03	IL 06	PA 10	SC 07	TX 04	Wt. each	# on Carton	Price
BG736300	6V	785235109550	6" vertical INC, clear Alzak	●					1.0	6	
BG738000	8V	785235109574	8" vertical INC, clear Alzak	●					.09	6	

QS 10 **10-Day Quick Ship Ordering Guide** **Order Limit Per Fixture Selection: 50 Pieces or Less** **All Non Stocked LiteFrame Incandescent Housings are Quick Ship**

LiteFrame HID Trims

Part Number	Catalog Number	UPC Code	Description	CA 03	IL 06	PA 10	SC 07	TX 04	Wt. each	# on Carton	Price
BG739700	6MHV	785235109581	6" vertical MH, clear Alzak	●					0.5	2	
BG741300	8MHV	785235109604	8" vertical MH, clear Alzak	●					0.8	2	

QS 10 **10-Day Quick Ship Ordering Guide** **Order Limit Per Fixture Selection: 50 Pieces or Less** **All Non Stocked LiteFrame Vertical Metal Hialide are Quick Ship**

Small Aperture Incandescent Trims & Accessories
(Refer to catalog for maximum wattage)

Part Number	Catalog Number	UPC Code	Description	CA 03	IL 06	PA 10	SC 07	TX 04	Wt. each	# on Carton	Price
KA148300	T41	785235521208	Black diecast baffle	●					1.0	6	
KA148800	T45	785235520775	White eyeball	●					0.6	6	
KA148900	T46	785235520782	Eyelid wall washer	●					1.1	1	
BE464001	T47	785235160001	White diecast baffle	●					1.0	6	
BG165001	T50L	785235514088	Shower light	●					1.0	1	
BE212200	TCA2	785235428408	Thick ceiling adaptor for PH4A	●					1.0	1	



Low Voltage 4" Housings with Magnetic Ballast
(except as noted)

Part Number	Catalog Number	UPC Code	Description	CA 03	IL 06	PA 10	SC 07	TX 04	Wt. each	# on Carton	Price
BE551300	LVH4 120V	785235101400	Non IC 75W	●					8.5	1	
BE551400	LVH4 277V	785235101530	Non IC 75W	●					8.2	1	
BE802300	LVH4IC 120V	785235427906	IC 50W MR-16	●					12.0	1	

QS 10 **10-Day Quick Ship Ordering Guide** **Order Limit Per Fixture Selection: 50 Pieces or Less** **All Non Stocked LiteFrame 4" Magnetic Housing are Quick Ship**



Regional Distribution Center Stock List

Part Number	Catalog Number	UPC Code	Description	CA 03	IL 06	PA 10	SC 07	TX 04	Wt. each	# on Carton	Price
BE570001	LV1W	785235170550	White diecast baffle	●					1.7	1	
KA141600	LV17	785235103176	Spread lens	●					0.2	1	
KA141726	LV18	785235103183	Hexcel louver	●					0.2	1	
KA141800	LV19	785235103503	Softening lens	●					0.2	1	
KA139901	LV1B	785235102803	Black Alzak reflector	●					1.0	1	
KA140001	LV1C	785235102827	Clear Alzak reflector	●					1.7	1	
KA139801	LV1	785235101424	Black diecast milligroove baffle	●					1.2	1	
BE569901	LV1WBF	785235102889	White diecast baffle	●					1.2	1	
KA140201	LV2	785235170611	Adjustable black baffle	●					1.3	1	
KA140301	LV2B	785235103220	Adjustable black Alzak reflector	●					1.1	1	
KA140401	LV2C	785235103329	Adjustable clear Alzak reflector	●					1.1	1	
BE570201	LV2W	785235170659	Adjustable white reflector	●					1.1	1	
BE570101	LV2WBF	785235170703	Adjustable white baffle	●					1.3	1	
KA140601	LV3	785235101448	Adjustable oval spot	●					1.0	1	
KA145701	LV30	785235103206	Diecast framing projector	●					1.3	1	
KA140701	LV4	785235103046	Fixed pinhole spot	●					2.0	1	
KA140801	LV5	785235103053	Adjustable pinhole spot	●					1.1	1	
BG165101	LV50L	785235112949	Shower light	●					3.0	1	
KA140901	LV6	785235103060	Eyelid wall washer, black baffle	●					1.2	1	
KA141001	LV7	785235101462	White eyeball	●					1.1	1	
KA141101	LV8	785235101486	Black regressed eyeball	●					1.4	1	
KA145601	LV9	785235103091	White diecast scoop mirror light	●					1.2	1	



Downlight Housings (8") Compact Fluorescent Lensed Square with multi-volt electronic ballast

Part Number	Catalog Number	UPC Code	Description	CA 03	IL 06	PA 10	SC 07	TX 04	Wt. each	# on Carton	Price
BE591800	LFFQSQ-H9-26EB	785235170208	Square (2) 26W quad	●					6.8	1	



10-Day Quick Ship Ordering Guide
Order Limit Per Fixture Selection: 50 Pieces or Less

All Non Stocked LifeFrame 6" & 8" Square Lensed CLF Housing are Quick Ship

Compact Fluorescent Square Lensed Downlight Trims

Part Number	Catalog Number	UPC Code	Description	CA 03	IL 06	PA 10	SC 07	TX 04	Wt. each	# on Carton	Price
AC403601	9SRTPR	785235114868	Regressed with prismatic lens	●					2.9	12	
AC301100	9FPR	785235114912	Flush with prismatic lens	●					2.2	8	

Compact Fluorescent Round Lensed Downlight Trims

Part Number	Catalog Number	UPC Code	Description	CA 03	IL 06	PA 10	SC 07	TX 04	Wt. each	# on Carton	Price
AB307701	8SRPR/10FSRPR	785235107884	Regressed with prismatic lens	●					2.1	3	

QS 10 **10-Day Quick Ship Ordering Guide** All Non Stocked LiteFrame 8" Round Lensed Housings are Quick Ship
 Order Limit Per Fixture Selection: 50 Pieces or Less

HID Ballasts, Encased and Potted HPF, 120V/277V

Part Number	Catalog Number	UPC Code	Description	CA 03	IL 06	PA 10	SC 07	TX 04	Wt. each	# on Carton	Price
MA211500	100MHFE	785235112000	100W Metal halide	●					10.2	1	

All LiteFrame 9", 10", & 12" Round Lensed Vertical Metal Halide are Quick Ship

QS 10 **10-Day Quick Ship Ordering Guide**
 Order Limit Per Fixture Selection: 50 Pieces or Less

All LiteFrame 10", 11", & 13" Square Horizontal Metal Halide are Quick Ship

QS 10 **10-Day Quick Ship Ordering Guide**
 Order Limit Per Fixture Selection: 50 Pieces or Less

All LiteFrame 6" & 8" Vertical Metal Halide Housings are Quick Ship

QS 10 **10-Day Quick Ship Ordering Guide**
 Order Limit Per Fixture Selection: 50 Pieces or Less

QS 10 **10-Day Quick Ship Ordering Guide**
 Order Limit Per Fixture Selection: 50 Pieces or Less

RLF6CF32EB	DM	6CFV		CR	WT
HOUSING	HOUSING OPTIONS	REFLECTORS	REFLECTOR COLORS	REFLECTOR COLORS	REFLECTOR OPTIONS
RLF6CFV32EB 6" (1) 26/32/42W Triple tube, multi-volt electronic ballast (120-277V)	DM Electronic Analog Dimming Ballast to 5% 4-wire, 0-10V (120-277V) ECDM Lutron EcoSystem Dimming Ballast to 5% 3-wire line voltage (120V-277V) Specify wattage. 7DM Advance Mark 7™ Dimming Ballast to 5%, 4-wire, 0-10V, analog (120V thru 277V)	6CFV 6" Alzak Semi-Diffuse 8CFV 8" Alzak Semi-Diffuse	BLANK Clear Alzak	LENS SPLAY COLOR OPTIONS CR Clear Alzak CG Champagne Gold Alzak PW Pewter Alzak WE Wheat Alzak LW Light Wheat Alzak	WT White flange (Alzak only) TRG Trim Ring Gasket (Factory installed)
RLF8CFV32EB 8" (1) 26/32/42W Triple tube, multi-volt electronic ballast (120-277V)	XDM Advance Mark 10™ Dimming Ballast to 5%, 2-wire line voltage (Specify voltage)				





FireTight™ Fire-Resistant Housings

35 SCHEDULED STOCK SHIPMENTS

Regional Distribution Center Stock List

Part Number	Catalog Number	UPC Code	Description	CA 03	IL 06	PA 10	SC 07	TX 04	Wt. each	# on Carton	Price
BG590700	FT6	785235301527	6", FireTight Incandescent Line Voltage non-IC rated housing	●					11.0	1	
BG590800	FT6CF	785235041393	6", FireTight Compact Fluorescent non-IC rated housing	●					16.0	1	
BG1332000	FT6QLIC	785235429177	6" FireTight LED, IC rated for QuickLink	●							

FireTight™ Lensed Trims

Part Number	Catalog Number	UPC Code	Description	CA 03	IL 06	PA 10	SC 07	TX 04	Wt. each	# on Carton	Price
BE120101	TL41	785235161787	Drop opal glass with reflector 60W A-19	●					1.7	6	
BE120201	TL42	785235161800	Fresnel glass with reflector 60W A-19	●					1.4	6	
BE120301	TL43	785235161763	Flat opal glass diffuser with reflector 60W A-19	●					1.4	6	

FireTight™ Line Voltage Trims

3

SCHEDULED
STOCK
SHIPMENTS

Regional Distribution Center Stock List

Part Number	Catalog Number	UPC Code	Description	CA 03	IL 06	PA 10	SC 07	TX 04	Wt. each	# on Carton	Price
BG203100	TA120WBF	785235182133	4" White baffle	●					0.4	6	
BG203200	TA120BF	785235182140	4" Black baffle	●					0.4	6	
BG203600	TA120E	785235182188	4" Eyeball w/ white interior	●					0.4	6	
BG239200	TA55	785235160100	5" White regressed eyeball	●					0.5	6	
BG239500	TL51	785235514156	5" Drop opal shower trim, wet location listed	●					1.1	6	
BG233800	TA60	785235514316	6" White eyeball	●			●	●	0.7	6	
BG234100	TAW65	785235514323	6" White regressed eyeball	●					0.9	6	
BG234200	TB60	785235514330	6" Stepped black baffle	●				●	1.2	12	
BG234300	TBW60	785235514347	6" Stepped white baffle	●	●	●	●	●	0.2	12	
BG234400	TB61	785235161046	6" Long-neck black baffle	●					1.0	12	
BG234500	TBW61	785235514354	6" Long-neck white baffle	●	●	●	●	●	0.2	12	
BG234600	TBW62	785235514378	6" High wattage white baffle					●	0.2	12	
BG234800	TL60	785235514385	6" Drop Opal shower trim. non-metallic flange. Wet location listed.				●		1.7	6	
BG235000	TL62	785235514408	6" Fresnel shower trim. non-metallic flange. Wet location listed.					●	0.8	6	
BG235100	TL63	785235514415	6" Domed polycarbonate shower trim. Wet location listed.					●	0.5	6	
BG235200	TL64	785235514422	6" White albalite flush glass shower trim. Wet location listed.	●			●	●	0.5	6	
BG235600	TO6	785235517188	6" White cone	●				●	0.2	12	
BG235700	TO60C	785235514460	6" Clear anodized reflector	●			●		0.2	12	
BG236000	TO61	785235514477	6" White open splay	●	●		●	●	0.2	12	
BG236200	TO62	785235514484	6" White open trim	●					0.4	12	
BG236300	TO63WL	785235514491	6" White open shower trim.	●					0.2	12	

FireTight™ 4" Low Voltage Trims

Part Number	Catalog Number	UPC Code	Description	CA 03	IL 06	PA 10	SC 07	TX 04	Wt. each	# on Carton	Price
BG202100	TA12WBF	785235182034	White baffle	●					0.4	6	
BG202200	TA12BF	785235182041	Black baffle	●					0.4	6	
BG202300	TA12C	785235182058	Clear anodized reflector	●					0.4	6	
BG202700	TA12PS	785235182096	Pinhole spot	●					0.4	6	
BG202500	TA12E	785235182072	Eyeball w/ black interior	●					0.5	6	



4" LED Downlight New & Retrofit Applications

35 SCHEDULED STOCK SHIPMENTS

Regional Distribution Center Stock List

Part Number	Catalog Number	UPC Code	Description	CA 03	IL 06	PA 10	SC 07	TX 04	Wt. each	# on Carton	Price
BG1445100	LB4LEDA30K WH	785235429078	4" White trim, 120V w/ dimming to 20% 9W LED module 3000K	●					1.33	6	



6" LED Downlight New & Retrofit Applications

Part Number	Catalog Number	UPC Code	Description	CA 03	IL 06	PA 10	SC 07	TX 04	Wt. each	# on Carton	Price
BG1488400	LB6LEDA8L30K WH	785235429726	6" White trim, 800 Lumen LED up to 15% dimming, 3000K	●			●		4.2	8	
BG1477800	LB6LEDA10L30K WH	785235429337	6" White trim, 120V w/ dimming to 15% 1000 Lumen 3000K	●			●		1.5	8	
BG1477900	LB6LEDA10L35K WH	785235429344	6" White trim, 120V w/ dimming to 15% 1000 Lumen 3500K	●			●		1.5	8	



10-Day Quick Ship Ordering Guide Order Limit Per Fixture Selection: 50 Pieces or Less

LBC6	W	WH
HOUSING	MOUNTING	FINISH OPTIONS
LBC6 6" cylinder housing	W Wall Mount, Down P Pendant Mount S Surface Mount CM Cord Mount	WH White BL Black Z Zet BA Brushed Aluminum BZ Bronze



LiteBox® 6" LED QuickLink IC/Non-IC Housing

Part Number	Catalog Number	UPC Code	Description	CA 03	IL 06	PA 10	SC 07	TX 04	Wt. each	# on Carton	Price
BG1443200	DBXQL	785235428989	6", QuickLink LED housing for new construction. Dual labeled for IC/non-IC.	●					4.9	8	



LiteBox®
6" Line Voltage Dual Labeled IC/ Non-IC Housings

35 SCHEDULED STOCK SHIPMENTS **Regional Distribution Center Stock List**

Part Number	Catalog Number	UPC Code	Description	CA 03	IL 06	PA 10	SC 07	TX 04	Wt. each	# on Carton	Price
BG1443000	DBX	785235428712	6", line voltage housing for new construction. Dual labeled for IC/ non-IC.	●	●	●	●	●	4.2	8	
BG1443100	DBXQC	785235428972	6", line voltage housing for new construction. Dual labeled for IC/ non-IC, quick connect.	●	●		●	●	4.2	8	
BG1029300	DBXMRI	785235044479	6", line voltage non-ferrous housing. Dual labeled for IC/ non-IC. AirShield™ rated	●					8.2	1	
BG233700	RMNICD	785235514309	6", line voltage remodel housing. Dual labeled for IC/ non-IC.	●	●		●	●	3.3	6	



LiteBox® 6" Compact Fluorescent IC/AirShield™ Rated Downlights

Part Number	Catalog Number	UPC Code	Description	CA 03	IL 06	PA 10	SC 07	TX 04	Wt. each	# on Carton	Price
BG1443400	IBX13ICAT	785235429009	6" 13W CFL housing IC/AirShield	●					3.0	8	
BG1443600	IBX26ICAT	785235429023	6" 26W CFL housing IC/AirShield	●					7.0	8	



LiteBox®
6" Line Voltage Dual Labeled IC/ Non-IC Trims

Part Number	Catalog Number	UPC Code	Description	CA 03	IL 06	PA 10	SC 07	TX 04	Wt. each	# on Carton	Price
BG233800	TA60	785235514316	White eyeball	●			●		0.7	6	
BG234100	TAW65	785235514323	White regressed eyeball	●					0.9	6	
BG236300	TO63WL	785235514491	White open shower, wet location listed.	●					0.2	12	

6" Line Voltage Trims Dual Labeled IC/ Non-IC & High Wattage IC Rated Trims

35 SCHEDULED STOCK SHIPMENTS Regional Distribution Center Stock List


Part Number	Catalog Number	UPC Code	Description	CA 03	IL 06	PA 10	SC 07	TX 04	Wt. each	# on Carton	Price
BG234200	TB60	785235514330	Stepped black baffle	●				●	1.2	12	
BG234300	TBW60	785235514347	Stepped white baffle	●	●	●	●	●	0.2	12	
BG234400	TB61	785235161046	Long-neck black baffle	●					1.0	12	
BG234500	TBW61	785235514354	Long-neck white baffle	●	●	●	●	●	0.2	12	
BG234600	TBW62	785235514378	High wattage white baffle	●				●	0.2	12	
BG234800	TL60	785235514385	Drop Opal shower. non-metallic flange. Wet location listed.				●		1.7	6	
BG234900	TL61	785235514392	Glass drop opal shower. Wet location listed.	●					2.0	6	
BG235000	TL62	785235514408	Fresnel shower. non-metallic flange. Wet location listed.		●				0.8	6	
BG235100	TL63	785235514415	Domed polycarbonate shower. Wet location listed.					●	0.5	6	
BG235200	TL64	785235514422	White Albalite flush glass shower. Wet location listed.	●			●		0.5	6	
BG235600	TO6	785235517188	White cone	●				●	0.2	12	
BG235700	TO60C	785235514460	Clear anodized reflector (Not for DBXMRI)	●	●		●		0.2	12	
BG236000	TO61	785235514477	White open splay	●	●		●	●	0.2	12	
BG236200	TO62	785235514484	White open trim	●					0.4	12	

LiteBox® 6" Line Voltage IC Rated Shallow Plenum Housings

Part Number	Catalog Number	UPC Code	Description	CA 03	IL 06	PA 10	SC 07	TX 04	Wt. each	# on Carton	Price
BG237000	RMNICS	785235514569	6", line voltage shallow plenum IC rated new construction.	●					1.4	6	
BG1467000	IBXS	785235429221	6" line voltage shallow plenum IC rated, remodel housing	●					4.12	6	

LiteBox® 6" Line Voltage IC Rated Shallow Plenum Trims

Part Number	Catalog Number	UPC Code	Description	CA 03	IL 06	PA 10	SC 07	TX 04	Wt. each	# on Carton	Price
BG237100	TA61	785235514576	White eyeball	●					0.7	6	
BG237400	TBW63	785235514590	Stepped white baffle	●					0.2	12	
BG237500	TO65	785235514606	White open trim	●					0.2	12	



LiteBox® 5" Line Voltage IC and non-IC Rated Housings

35 SCHEDULED STOCK SHIPMENTS Regional Distribution Center Stock List

Part Number	Catalog Number	UPC Code	Description	CA 03	IL 06	PA 10	SC 07	TX 04	Wt. each	# on Carton	Price
BG976700	BX5	785235514095	5", line voltage non-IC rated housing for new or remodel construction.	●					1.7	6	
BG976800	IBX5S	785235043533	5", line voltage shallow plenum housing for new or remodel construction. Dual labeled for IC/non-IC. Air Shield™ rated when used with G5 gasket.	●					3.0	6	



LiteBox® 5" Line Voltage IC and non-IC Rated Trims

Part Number	Catalog Number	UPC Code	Description	CA 03	IL 06	PA 10	SC 07	TX 04	Wt. each	# on Carton	Price
BG239200	TA55	785235160100	White regressed eyeball	●					0.5	6	
BG238300	TB53	785235514132	Black baffle metal flange	●					0.2	12	
BG238400	TBW53	785235514149	White baffle metal flange	●					1.0	12	
BG239500	TL51	785235514156	Drop opal shower trim, wet location listed	●					1.1	6	
BG239300	TB54	785235514200	Black baffle metal flange	●					0.2	12	
BG239400	TBW54	785235514217	White baffle metal flange	●					1.1	12	




LiteBox® 4" Low Voltage IC and non-IC Trims

35 SCHEDULED STOCK SHIPMENTS

Regional Distribution Center Stock List

Part Number	Catalog Number	UPC Code	Description	CA 03	IL 06	PA 10	SC 07	TX 04	Wt. each	# on Carton	Price
BG202100	TA12WBF	785235182034	White baffle	●					0.4	6	
BG202200	TA12BF	785235182041	Black baffle	●					0.4	6	
BG202300	TA12C	785235182058	Clear anodized reflector	●					0.4	6	
BG202500	TA12E	785235182072	Eyeball w/ black interior	●					0.5	6	
BG202700	TA12PS	785235182096	Pinhole spot	●					0.4	6	
BG900201	TO120	785235041126	4" White open trim with metal flange	●					1.0	12	




LiteBox® 4" Line Voltage IC and non-IC Housings

Part Number	Catalog Number	UPC Code	Description	CA 03	IL 06	PA 10	SC 07	TX 04	Wt. each	# on Carton	Price
BG977600	BX4-120	785235043618	4", line voltage non-IC housing for new construction.	●			●		4.9	6	
BG977500	IBX4-120	785235043601	4", line voltage IC housing for new construction. AirShield™ rated	●			●		6.7	4	
BG202900	RMN4-120	785235182355	4", line voltage non-IC remodel housing.	●					0.8	6	



LiteBox® 4" Line Voltage IC and non-IC Trims

Part Number	Catalog Number	UPC Code	Description	CA 03	IL 06	PA 10	SC 07	TX 04	Wt. each	# on Carton	Price
BG203100	TA120WBF	785235182133	White baffle	●					0.4	6	
BG203200	TA120BF	785235182140	Black baffle	●					0.4	6	
BG203400	TA120C	785235182164	Clear anodized reflector	●					0.4	6	



LiteBox® 6" & 8" Housings for 9° to 45° Sloped Ceilings

Part Number	Catalog Number	UPC Code	Description	CA 03	IL 06	PA 10	SC 07	TX 04	Wt. each	# on Carton	Price
BG977700	SCIBX	785235043625	6", 45° sloped ceiling line voltage IC rated housing for new construction.	●					5.0	1	




LiteBox® 6" 45° Sloped Ceiling Trims



Regional Distribution Center Stock List

Part Number	Catalog Number	UPC Code	Description	CA 03	IL 06	PA 10	SC 07	TX 04	Wt. each	# on Carton	Price
BG204100	TSC6WBF	785235182232	White baffle	●					1.0	6	



LiteBox® 6" & 8" Housings for 9° to 45° Sloped Ceilings

Part Number	Catalog Number	UPC Code	Description	CA 03	IL 06	PA 10	SC 07	TX 04	Wt. each	# on Carton	Price
BG204300	SCIBX8	785235182256	8", 45° sloped ceiling line voltage IC rated housing for new construction. AirShield™ rated	●					6.0	1	



LiteBox® 8" 45° Sloped Ceiling Trims

Part Number	Catalog Number	UPC Code	Description	CA 03	IL 06	PA 10	SC 07	TX 04	Wt. each	# on Carton	Price
BG204600	TSC8WBF	785235044493	White baffle	●					2.0	1	



LiteBox® Accessories

Part Number	Catalog Number	UPC Code	Description	CA 03	IL 06	PA 10	SC 07	TX 04	Wt. each	# on Carton	Price
BG939700	ICBOX	785235041355	Recessed Enclosure for non-IC housings in IC applications				●		1.0	1	



Downlighting Accessories

Part Number	Catalog Number	UPC Code	Description	CA 03	IL 06	PA 10	SC 07	TX 04	Wt. each	# on Carton	Price
AE101000	B6	785235208567	Set of two bar hangers for ceiling joists up to 24" centers	●	●	●	●	●	0.9	1	
SA201000	FSDFI	785235514712	Fuse kit for field installation	●	●		●		1.0	1	
AE100900	PKT-261	785235514729	Converts B7 bar hangers for use on 2" grid ceilings	●					0.9	1	
BE766300	PKT-301	785235156011	Converts bar hangers to supports for 24"x24" T-bar grid	●					0.3	1	



Ceiling Mounted Fixtures

35 SCHEDULED STOCK SHIPMENTS Regional Distribution Center Stock List

Part Number	Catalog Number	UPC Code	Description	CA 03	IL 06	PA 10	SC 07	TX 04	Wt. each	# on Carton	Price
KA217318	9424	785235166249	60W A-19, trimline polycarbonate drum light	●					1.3	1	

Surface Cross Baffle Trims

Part Number	Catalog Number	UPC Code	Description	CA 03	IL 06	PA 10	SC 07	TX 04	Wt. each	# on Carton	Price
BE588800	STCB8CL	785235051408	8" Specular clear Alzak	●					1.0	2	

LiteStep®

QS 10 10-Day Quick Ship Ordering Guide
Order Limit Per Fixture Selection: 50 Pieces or Less

LiteStep®

- LiteStep is a Quick Ship family except for 93 LED Series
- Please see your ordering guide for specific catalog logic
- Subject to change without notice



ArchiTrak®

All ArchiTrak products are stocked except the following:

Catalog Number	Description
AKT6LED3	6" 14W Track Mounted LED 120V-277V
AKTSLED3/4	6" 14W OR 28W Track Mounted
AKTQ24T	Two 24W T5 HO Miniature bi-pin HO wall wash. Quest, Zet only
AKTCLS	Current Limiter Device



Industrial Grade Superbay Ballast Housing



Regional Distribution Center Stock List

Part Number	Catalog Number	UPC Code	Description	CA 03	IL 06	PA 10	SC 07	TX 04	Wt. each	Ctn. Qty.	Price
BLA175P8WHEX	BLA-175P8-WH-EX	785988020775	Superbay Housing, BL, 175w PS, Quad-Tap, White, EX Socket		•				20.5	EA	
BLA250P8WHEX	BLA-250P8-WH-EX	785988020812	Superbay Housing, BL, 250w PS, Quad-Tap, White, EX Socket		•				20.5	EA	
BLA320P8WHEX	BLA-320P8-WH-EX	785988010721	Superbay Housing, BL, 320w PS, Quad-Tap, White, EX Socket		•				20.5	EA	
BLA400P5WHEX	BLA-400P5-WH-EX	785988030828	Superbay Housing, BL, 400w PS, 480v, White, EX Socket		•				20.5	EA	
BLA400P8WHEX	BLA-400P8-WH-EX	785988010714	Superbay Housing, BL, 400w PS, Quad-Tap, White, EX Socket	•	•	•	•	•	20.5	EA	
BLA400P8WHEXQSS	BLA-400P8-WH-EX-QSS	785988030781	Superbay Housing, BL, 400w PS, Quad-Tap, White, Qtz, EX Socket		•				20.5	EA	



Industrial Superbay Optical Assemblies



Regional Distribution Center Stock List

Part Number	Catalog Number	UPC Code	Description	CA 03	IL 06	PA 10	SC 07	TX 04	Wt. each	Ctn. Qty.	Price
BLBI	BL-BI	785988409402	14" Optic, Superbay reflector, Econograde	•	•	•	•	•	2.5	EA	
BLEG	BL-EG	785988409631	19" Optic, Superbay reflector, Enclosed & gasketed		•				7.5	EA	
BLLB1	BL-LB1	785988409419	Optic, Superbay lowbay, 23" Acrylic enclosed reflector	•	•	•	•	•	5.2	EA	
BLLR14	BL-LR-14	785988409501	14" Lens enclosure assembly	•	•	•	•	•	2.0	EA	
BLLR19	BL-LR-19	785988410514	19" Lens enclosure assembly		•				3.5	EA	
BLPA2	BL-PA2	785988582907	16" Optic, Superbay reflector, Open acrylic		•				3.5	EA	
BLPKENC	BL-PK-ENC	785988209958	16" Lens, Acrylic		•				1.3	EA	
BLWA22	BL-WA22	785988409471	22" Optic, Superbay reflector, Open acrylic	•	•	•	•	•	8.0	EA	
BLWA25	BL-WA25	785988003969	25" Optic, Superbay reflector, Open acrylic		•				7.0	EA	
CHLM	CH-LM	785988305759	Optic, Lowbay LM refractor		•				12.0	EA	
WA2ENC	WA2-ENC	785988305766	Bottom lens for WA22, Flat acrylic	•	•	•	•	•	2.6	EA	



BL Superbay Series

QS₁₀ 10-Day Quick Ship Ordering Guide
Order Limit Per Fixture Selection: 150

BL	-			8	-		-	WH	-	
SERIES			SOURCE			OPTICS		COLOR		SOCKET
BL Superbay Series			P Pulse Start Metal Halide S ² High Pressure Sodium			SU ¹ 19" Spun aluminum highbay reflector with uplight SD ¹ 19" Spun aluminum highbay reflector with downlight only SW ² Superwatt [®] optics		WH White (standard)		EX ¹ Exclusionary socket
WATTAGE										
250 250w Pulse Start MH, or HPS										
320 320w Pulse Start MH only										
350 350w Pulse Start MH only										
400 400w Pulse Start MH, HPS										
	VOLTAGE									
	8 Quad Tap [®] (120, 208, 240, 277V)									
<p>1 Bottom lens (BL-LR-19) required if "EX" socket is not selected 2 No bottom lens or "EX" socket required</p>										



Industrial Superbay Unit Pack, Includes Lamp

3S SCHEDULED STOCK SHIPMENTS Regional Distribution Center Stock List

Part Number	Catalog Number	UPC Code	Description	CA 03	IL 06	PA 10	SC 07	TX 04	Wt. each	Ctn. Qty.	Price
BL400P8WAEXUPL	BL-400P8-WA22-WH-EX-UPL	785988011445	Superbay unit pack, 400w PS, Quad-Tap, WA22, EX, w/ Lamp	•					28.0	EA	
BL400PVBCEXUPL	BL-400P8-BC-EX-UPL	785988018277	Superbay unit pack, 400w PS, Five-Tap, BC, EX, w/ Lamp				•	•	23.0	EA	
BL400P8LB1WHUPEX	BL-400P8-LB1-WH-UPL-EX	785988030835	Superbay unit pack, 400w PS, Quad-Tap, LB1, w/ Lamp, EX Socket				•	•	24.0	EA	



Lightwatt[®] Industrial Low Bay Includes Lamp

3S SCHEDULED STOCK SHIPMENTS Regional Distribution Center Stock List

Part Number	Catalog Number	UPC Code	Description	CA 03	IL 06	PA 10	SC 07	TX 04	Wt. each	Ctn. Qty.	Price
LWP150P8AWH	LWP-150P8-A-WH	785988011780	Lowbay, Lightwatt, Pendant, 150w PS, Acrylic, White				•		19.0	EA	

QS₁₀ 10-Day Quick Ship Ordering Guide
Order Limit Per Fixture Selection: 25

CATALOG NUMBER	DESCRIPTION
LWJ-175P8-A-WH	Lowbay, Lightwatt, Pendant, 175w PS, Acrylic, White



Superwatt® Industrial Acrylic Includes Lamp



10-Day Quick Ship Ordering Guide
Order Limit Per Fixture Selection: 25

CATALOG NUMBER	DESCRIPTION
SWD-350P8-AP-WH	Superwatt®, 350w PS, Quad-Tap, Acrylic, White
SWD-400P5-AP-WH	Superwatt®, 400w PS, 480V, Acrylic, White
SWD-400P8-AP-WH	Superwatt®, 400w PS, Quad-Tap, Acrylic, White

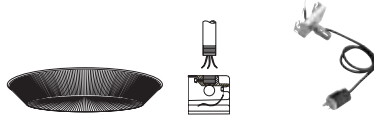


ExpressLine High and Low Bays Include Lamp



Regional Distribution Center Stock List

Part Number	Catalog Number	UPC Code	Description	CA 03	IL 06	PA 10	SC 07	TX 04	Wt. each	Ctn. Qty.	Price
BL400PHB	BL-400P-HB	785988011254	Highbay, 16" Enclosed reflector, 400w PS, White, with Lamp & Hook	•			•	•	27.0	EA	
BL400PHBQ	BL-400P-HB-Q	785988011261	Highbay, 16" Enclosed reflector, 400w PS Qtz restrike, White with Lamp & Hook					•	27.0	EA	
BL400PLBEX	BL-400P-LB-EX	785988308040	Lowbay, 16" Enclosed reflector, 400w PS, White, with Lamp, Hook & EX Socket	•				•	26.0	EA	
BL400PLBEXQ	BL-400P-LB-EX-Q	785988308286	Lowbay, 16" Enclosed reflector, 400w PS, Qtz restrike, White, with Lamp, Hook & EX Socket	•				•	26.0	EA	



Industrial Accessories



Regional Distribution Center Stock List

Part Number	Catalog Number	UPC Code	Description	CA 03	IL 06	PA 10	SC 07	TX 04	Wt. each	Ctn. Qty.	Price
HOOKLOOP	HOOKLOOP	785988452552	Hook/ Loop, 3/4, Male, Combo	•	•	•	•	•	0.5	EA	
AL4	AL-4	785988400409	Swivel-aligner 1/2 in conduit		•				0.5	EA	
BLAC4HLP4	BLA-C4HLP4	785988647927	Accessory, 4' Cord with Hook/Loop, 277V & Twist lock plug		•				1.0	EA	
FWG	FWG	785988040483	Full wire guard, WA22, WA25, PA2				•		40.0	EA	
WG14	WG-14	785988526697	Wire guard, 14", BL-BI			•			0.0	EA	



Class I Division 2 Hazardous Location Fixture Components

Regional Distribution Center Stock List

Part Number	Catalog Number	UPC Code	Description	CA 03	IL 06	PA 10	SC 07	TX 04	Wt. each	Ctn. Qty.	Price
KSP2	KS-P2	785988007042	Severe location pendant, 3/4"		●				4.0	EA	
KHP2	KH-P2	785988007110	Hazardous location pendant, 3/4"		●				4.0	EA	
KH25P8	KH-25P8	785988018024	Kemlux II, Hazardous, 250w PS, Quad-Tap, Class I Div 2		●				20.0	EA	
KS15P8	KS-15P8	785988011032	Kemlux II, Severe, 150w PS, Quad-Tap, Sealed		●				20.0	EA	
KS70S8	KS-70S8	785988007738	Kemlux II, Severe, 70w HPS, Quad-Tap, Sealed		●				20.0	EA	
KAG25S	KAG25S	785988770250	7 3/4" Stainless steel guard, Low watt		●				4.6	EA	
KG	K-G	785988006359	Globe, KS/ KH, 6" dia x 9" deep		●				2.0	EA	
KG17	KG17	785988007752	Globe 5 1/2"		●				5.0	EA	
KG25	KG25	785988007769	Globe 7 3/4", Low watt		●				8.0	EA	
KG40	KG40	785988190041	Globe 7 3/4", High watt		●				9.5	EA	
KHA2B	KHA2B	785988770120	Pendant 3/4"		●				4.0	EA	
KHAG17	KHAG17	785988770243	5 1/2" Guard, Aluminum		●				3.0	EA	
KHDP170	KHDP170	785988190157	KH Series "D" size tank, 175w PS, Quad-Tap, Class I Div 2		●				20.0	EA	
KL	K-L	785988006373	12" Refractor, KS/ KH, Glass, Symm		●				1.8	EA	
KPA40	KPA40	785988770212	Angled reflector		●				4.0	EA	
KPSD40	KPSD40	785988770205	Straight reflector		●				4.0	EA	



Severe Location Fixture Components



Regional Distribution Center Stock List

Part Number	Catalog Number	UPC Code	Description	CA 03	IL 06	PA 10	SC 07	TX 04	Wt. each	Ctn. Qty.	Price
KG17	KG17	785988007752	Globe 5 1/2"		●				5.0	EA	
KSCS100	KSCS100	785988770014	KS Series "C" size tank, 100w HPS, Quad-Tap, Severe (sealed)		●				20.0	EA	
KSD4B	KSD4B	785988770199	Stanchion, 25°, 1 1/4"		●				6.0	EA	
KSA2B	KSA2B	785988770168	Pendant, 3/4"		●				6.0	EA	
KSAG17	KSAG17	785988770229	5 1/2" Guard, Aluminum		●				1.2	EA	

QS₁₀ 10-Day Quick Ship Ordering Guide
Order Limit Per Fixture Selection: 15

SERIES KH Kemplux II KH KS Kemplux II KS	SOURCE S High Pressure Sodium (HPS) P Pulse Start (PS) (consult factory)	VOLTAGE 8 Quad Tap* (120, 208, 240, 277V)	OPTICAL ASSEMBLY MEDIUM HOUSING G Globe	MOUNT P2 3/4" Pendant
WATTAGE				
MEDIUM HOUSING				
15	150w HPS			
17	175w Pulse Start MH (KH only)			
25	250w Pulse Start MH			
LARGE HOUSING				
25	250W HPS, Pulse Start MH (KH only)			
40	400w HPS, Pulse Start MH (KH only)			

ACCESSORY – ORDER SEPARATELY

CATALOG NUMBER	DESCRIPTION
K-10	Cast guard for K-G globe
K-06	Standard dome reflector for K-G globe (FRP)



35 SCHEDULED STOCK SHIPMENTS Regional Distribution Center Stock List

Part Number	Catalog Number	UPC Code	Description	CA 03	IL 06	PA 10	SC 07	TX 04	Wt. each	Ctn. Qty.	Price
VL15A	VL15A	785988019632	Lens for VLED, Flat acrylic		●				0.2	EA	
VL15LG	VL15LG	785988030842	Globe for VLED, Frosted glass		●				0.0	EA	
V8LU15	V-8LU-15	785988019649	Housing, 20w LED		●				2.0	EA	



Incandescent Vaportites

35 SCHEDULED STOCK SHIPMENTS Regional Distribution Center Stock List

Part Number	Catalog Number	UPC Code	Description	CA 03	IL 06	PA 10	SC 07	TX 04	Wt. each	Ctn. Qty.	Price
VAP	VAP	785988190287	Box adapter, Ceiling plate, 4"		●				1.0	EA	
VCG15	VCG-15	785988514106	Accessory, Guard, 150w, Cast aluminum		●		●		1.0	EA	
VCG30	VCG-30	785988514151	Accessory, Guard, 300w, Cast aluminum		●				0.5	EA	
VFB15	VFB-15	785988519255	Housing, 150w		●		●		1.0	EA	
VFB30	VFB-30	785988519309	Housing, 300w		●				0.5	EA	



Incandescent Vaportites



Regional Distribution Center Stock List

Part Number	Catalog Number	UPC Code	Description	CA 03	IL 06	PA 10	SC 07	TX 04	Wt. each	Ctn. Qty.	Price
VG15	VG-15	785988522651	Globe, Clear glass, 150w	●	●		●		2.0	EA	
VG30	VG-30	785988522705	Globe, Clear glass, 300w		●				0.5	EA	
VP1	VP-1	785988523351	Pendant mount splice box, 1/2" NPT		●				0.5	EA	
VP2	VP-2	785988190485	Pendant mount splice box, 3/4" NPT		●				0.7	EA	
VRGP-100	VRGP-100	783936810058	Globe, 150w max incan, Ruby, Tmp		●				2.0	EA	
VW1	VW-1	785988533107	Wall mount arm adapter		●				1.0	EA	
VX1	VX-1	785988533152	Ceiling mount, 1/2"		●				0.7	EA	
VX2	VX-2	785988533206	Ceiling mount, 3/4"		●				0.7	EA	




Non-Metallic Vaportites



Regional Distribution Center Stock List

Part Number	Catalog Number	UPC Code	Description	CA 03	IL 06	PA 10	SC 07	TX 04	Wt. each	Ctn. Qty.	Price
0460541B	0460541B	785988008902	Lamp, 32W SYLV CF32DT/E/IN/830		●				0.2	EA	
0460542B	0460542B	785988008919	Lamp, 42W SYLV CF42DT/E/IN/830		●				0.2	EA	
0460543B	0460543B	785988008896	Lamp, 26W SYLV CF26DT/E/IN/830		●				0.2	EA	
0460547B	0460547B	785988019502	Lamp, 18W SYLV CF18DT/E/IN/827		●				0.2	EA	
NV2AG	NV2AG	783936009544	Pendant mount splice box		●				0.5	EA	
NV2BG	NV2BG	783936009575	Wall mounting arm adapter		●				0.5	EA	
NV2FG18	NV2FG18	783936009612	Fixture, Non-metallic, Cap, Ballast/Socket, 18W		●				1.1	EA	
NV2FG26	NV2FG26	783936009629	Fixture, Non-metallic, Cap, Ballast/Socket, 26W		●				1.1	EA	
NV2FG32	NV2FG32	783936009636	Fixture, Non-metallic, Cap, Ballast/Socket, 32W		●				1.1	EA	
NV2FG42	NV2FG42	783936009643	CFL, 42W, Fixture body		●				1.1	EA	
NV2GG	NV2GG	783936009599	Guard		●				0.3	EA	
NV2IG15	NV2IG15	783936009582	Incandescent fixture body		●				0.6	EA	
NV2XG	NV2XG	783936009551	Ceiling mount splice box		●				0.7	EA	



AW Series LED Marker Lights

Regional Distribution Center Stock List

Part Number	Catalog Number	UPC Code	Description	CA 03	IL 06	PA 10	SC 07	TX 04	Wt. each	Ctn. Qty.	Price
AWDP3120	AW-D-P-3-120	785988012862	Marker light, LED, FAA, Dual head, 3/4" and 1" Hub, Red	•					7.0	EA	
AWRETRO120	AW-RETRO-120	785988012879	Marker light, LED, FAA, BYMB retrofit, 3/4" and 1" Hub, Red	•					6.0	EA	
AWSP3120	AW-S-P-3-120	785988012855	Marker light, LED, FAA, Single head, 3/4" and 1" Hub, Red	•					4.0	EA	





Quartzlitter® Floods

3 SCHEDULED STOCK SHIPMENTS Regional Distribution Center Stock List

Part Number	Catalog Number	UPC Code	Description	CA 03	IL 06	PA 10	SC 07	TX 04	Wt. each	Ctn. Qty.	Price
QL1505	QL-1505	785988464487	Quartzlitter, 900-1500w, Gray, Less lamp	●	●	●	●	●	6.0	EA	
QL1505L15	QL-1505-L15	785988642007	Quartzlitter, Shipped with 240V, 1500w lamp in separate carton		●			●	6.0	EA	
QL505	QL-505	785988464340	Quartzlitter, 300- 500w, Gray, Less lamp	●	●	●	●	●	4.0	EA	
QL505BZ	QL-505-BZ	785988465682	Quartzlitter, 300-500w, Bronze, Less lamp		●				4.0	EA	
QL505L05	QL-505-L05	785988641956	Quartzlitter, Shipped with 120V, 500w lamp in separate carton		●	●			4.0	EA	
QL-5G	QL-5G	785988991839	Wire guard for QL505 Series, Plated		●				1.0	EA	



Quartz Worklights

3 SCHEDULED STOCK SHIPMENTS Regional Distribution Center Stock List

Part Number	Catalog Number	UPC Code	Description	CA 03	IL 06	PA 10	SC 07	TX 04	Wt. each	Ctn. Qty.	Price
QWL1000T	QWL-1000T	785988019151	Quartz worklight, 2 x 500w, 120V Tripod mount, "2 in 1" design, 5' cord set with individual switching, Protective guards, w/ Lamps	●			●		27.0	EA	
QWL150C	QWL-150C	785988004683	Quartz worklight, 150w, 120V, Clamp/hook mount, 5' cord set with switch, Protective guard, w/ Lamp				●	●	2.0	EA	
QWL500S	QWL-500S	785988004690	Quartz worklight, 500w, 120V, Hand stand, 5' cord set with switch, 2 Lamps- 500w / 300w included	●	●		●		4.0	EA	



"Q" Series Quartz

3 SCHEDULED STOCK SHIPMENTS Regional Distribution Center Stock List

Part Number	Catalog Number	UPC Code	Description	CA 03	IL 06	PA 10	SC 07	TX 04	Wt. each	Ctn. Qty.	Price
Q150B	Q-150-B	785988465736	Quartz, 150w, 120V, Bronze, with Lamp	●	●	●			1.5	EA	
Q150W	Q-150-W	785988465743	Quartz, 150w, 120V, White, with Lamp	●	●	●			1.5	EA	
Q300B	Q-300-B	785988465712	Quartz, 300w, 120V, Bronze, with Lamp	●	●	●	●	●	2.6	EA	
Q500B	Q-500-B	785988465699	Quartz, 500w, 120V, Bronze, with Lamp	●	●	●	●	●	3.0	EA	
Q500W	Q-500-W	785988465705	Quartz, 500w, 120V, White, with Lamp	●	●	●			3.0	EA	



FSL & FML Architectural LED Floodlight



3 SCHEDULED STOCK SHIPMENTS

Regional Distribution Center Stock List

FALL 2013

Part Number	Catalog Number	UPC Code	Description	CA 03	IL 06	PA 10	SC 07	TX 04	Wt. each	Ctn. Qty.	Price
FSL7	FSL-7	785988030675	Flood, 27w LED, 120-277V, Wide beam, Bronze	•	•	•		•	4.6	EA	
FSL7PC1	FSL-7-PC1	785988030736	Flood, 27w LED, 120-277V, Wide beam, Bronze	•	•	•		•	4.6	EA	
FML14	FML-14	785988030682	Flood, 53w LED, 120-277V, Wide beam, Bronze	•	•	•		•	7.7	EA	
FML14PC1	FML-14-PC1	785988030743	Flood, 53w LED, 120-277V, Wide beam, Bronze	•	•	•		•	7.7	EA	




Facade Flood

3 SCHEDULED STOCK SHIPMENTS

Regional Distribution Center Stock List

Part Number	Catalog Number	UPC Code	Description	CA 03	IL 06	PA 10	SC 07	TX 04	Wt. each	Ctn. Qty.	Price
F042F8	F-042F8	785988005598	Flood, Façade, 42w CFL, 120-277V, with Lamp	•			•		6.0	EA	
F050H1	F-050H1	785988206346	Flood, Façade, 50w PS, 120V, with Lamp		•				8.0	EA	
F070H1	F-070H1	785988206353	Flood, Façade, 70w PS, Quad-Tap, with Lamp	•	•	•	•	•	11.0	EA	
F070S1	F-070S1	785988206315	Flood, Façade, 70w HPS, 120V, with Lamp	•	•	•			5.0	EA	
F100H1	F-100H1	785988206360	Flood, Façade, 100w PS, Quad-Tap, with Lamp	•	•	•	•	•	11.0	EA	
F150S1	F-150S1	785988206339	Flood, Façade, 150w HPS, 120V, with Lamp	•	•	•	•	•	6.0	EA	



Microliter® Floodlights

3 SCHEDULED STOCK SHIPMENTS

Regional Distribution Center Stock List

Part Number	Catalog Number	UPC Code	Description	CA 03	IL 06	PA 10	SC 07	TX 04	Wt. each	Ctn. Qty.	Price
MIC0070H358	MIC-0070H-358	785988670321	Flood, Compact, 70w PS, Quad-Tap, Bronze, with Lamp		•	•			12.0	EA	
MIC0070S651	MIC-0070S-651	785988670109	Flood, Compact, 70w HPS, 120V, Bronze, with Lamp		•	•			12.0	EA	
MIC0100H358	MIC-0100H-358	785988670116	Flood, Compact, 100w PS, Quad-Tap, Bronze, with Lamp	•	•	•	•	•	13.0	EA	
MIC0150P338	MIC-0150P-338	785988007929	Flood, Compact, 150w PS, Quad-Tap, Narrow beam, Bronze, with Lamp		•	•			14.0	EA	
MIC0150P358	MIC-0150P-358	785988007912	Flood, Compact, 150w PS, Quad-Tap, Medium beam, Bronze, with Lamp	•	•	•	•	•	14.0	EA	
MIC0150S258	MIC-0150S-258	785988670550	Flood, Compact, 150w HPS, 120V, Quad-Tap, Bronze, with Lamp	•		•			15.0	EA	
MIC0150S651	MIC-0150S-651	785988670208	Flood, Compact, 150w HPS, 120V, Bronze, with Lamp	•	•	•			15.0	EA	



ALF Linear LED Floodlight



3 SCHEDULED STOCK SHIPMENTS Regional Distribution Center Stock List

Part Number	Catalog Number	UPC Code	Description	CA 03	IL 06	PA 10	SC 07	TX 04	Wt. each	Ctn. Qty.	Price
ALF12LU5KBZ	ALF-12LU-5K-BZ	785988020713	Flood, Linear, 23w LED, 120-277V, Wide, Bronze	•	•	•	•	•	8.0	EA	
ALF6LU5KBZ	ALF-6LU-5K-BZ	785988109168	Flood, Linear, 11w LED, 120-277V, Wide beam, Bronze	•	•	•	•	•	4.0	EA	
ALFW6LU5KBZ	ALFW-6LU-5K-BZ	785988020621	Flood, Wall, 11w LED, 120-277V, Wide, Bronze	•	•	•			5.0	EA	
ALFW6LU5KBZPC	ALFW-6LU-5K-BZ-PC	785988020638	Flood, Wall, 11w LED, 120V, PC, Wide, Bronze	•	•	•			5.0	EA	



Laramie® LFS Decorative Floods

QS 10-Day Quick Ship Ordering Guide

Order Limit Per Fixture Selection: 15

LFS	-		8	-		-	
SERIES	WATTAGE/SOURCE	VOLTAGE		FINISH	OPTIONS		
LFS Laramie Flood Small	PULSE START METAL HALIDE 70P 70w 100P 100w 150P 150w COMPACT FLUORESCENT 42F 42w	8 Quad-Tap* (120,208,240,277V)		BZ Bronze BL Black GR Gray WH White PS Platinum	LP Lamp included		



Miniliter® LED Floods



QS 10-Day Quick Ship Ordering Guide

Order Limit Per Fixture Selection: 15



MHS	-		30L	U	5K	W	BZ	-	
SERIES	MOUNTING	#LEDS	VOLTAGE	CCT	BEAM	FINISH	OPTIONS		
MHS Miniliter®	Y Yoke K Knuckle	30L LEDs	U 120-277V	5K 5100K	W 6x6	BZ Bronze	PC1 Button photocontrol, 120V PC4 Button photocontrol, 277V		



Miniliter® V Floodlight Series



3 SCHEDULED STOCK SHIPMENTS Regional Distribution Center Stock List

Part Number	Catalog Number	UPC Code	Description	CA 03	IL 06	PA 10	SC 07	TX 04	Wt. each	Ctn. Qty.	Price
MHSK150P8	MHS-K150P8	785988008032	Flood, Knuckle, 150w PS, Quad-Tap, Bronze, with Lamp		•	•		•	26.0	EA	
MHSK250P8	MHS-K250P8	785988008018	Flood, Knuckle, 250w PS, Quad-Tap, Bronze, with Lamp	•	•	•			27.0	EA	
MHSK400P5	MHS-K400P5	785988007998	Flood, Knuckle, 400w PS, 480V, Bronze, with Lamp		•				31.0	EA	
MHSK400P8	MHS-K400P8	785988007981	Flood, Knuckle, 400w PS, Quad-Tap, Bronze, with Lamp	•	•	•	•	•	31.0	EA	



Miniliter® V Floodlight Series

35 SCHEDULED STOCK SHIPMENTS

Regional Distribution Center Stock List

Part Number	Catalog Number	UPC Code	Description	CA 03	IL 06	PA 10	SC 07	TX 04	Wt. each	Ctn. Qty.	Price
MHSK400S8	MHS-K400S8	785988698769	Flood, Knuckle, 400w HPS, Quad-Tap, Bronze, with Lamp	●					33.0	EA	
MHSY150P8	MHS-Y150P8	785988007974	Flood, Yoke, 150w PS, Quad-Tap, Bronze, with Lamp	●	●	●			21.0	EA	
MHSY150S8	MHS-Y150S8	785988698752	Flood, Yoke, 150w HPS, Quad-Tap, Bronze, with Lamp	●					23.0	EA	
MHSY250P8	MHS-Y250P8	785988007967	Flood, Yoke, 250w PS, Quad-Tap, Bronze, with Lamp	●	●	●	●	●	22.0	EA	
MHSY250S8	MHS-Y250S8	785988698745	Flood, Yoke, 250w HPS, Quad-Tap, Bronze, with Lamp	●	●	●		●	24.0	EA	
MHSY320P8	MHS-Y320P8	785988008056	Flood, Yoke, 320w PS, Quad-Tap, Bronze, with Lamp	●		●			26.0	EA	
MHSY400P5	MHS-Y400P5	785988007950	Flood, Yoke, 400w PS, 480V, Bronze, with Lamp	●	●				26.0	EA	
MHSY400P8	MHS-Y400P8	785988007936	Flood, Yoke, 400w PS, Quad-Tap, Bronze, with Lamp	●	●	●	●	●	26.0	EA	
MHSY400S5	MHS-Y400S5	785988698707	Flood, Yoke, 400w HPS, 480V, Bronze, with Lamp	●				●	28.0	EA	
MHSY400S8	MHS-Y400S8	785988698714	Flood, Yoke, 400w, HPS, Quad-Tap, Bronze, with Lamp	●	●	●		●	28.5	EA	



Laramie® LFM Decorative Floodlight

QS 10

10-Day Quick Ship Ordering Guide
Order Limit Per Fixture Selection: 15

CATALOG NUMBER	DESCRIPTION	MOUNT	WT. EACH	WATTS
LFM-K-250P8-BZ	Decorative flood, Knuckle, 250w PS Quad-Tap, Wide beam, with Lamp, Bronze	Knuckle	33.0	250
LFM-K-400P8-BZ	Decorative flood, Knuckle, 400w PS Quad-Tap, Wide beam, with Lamp, Bronze	Knuckle	33.0	400



Magnuliter® Floodlight MV Series

35 SCHEDULED STOCK SHIPMENTS

Regional Distribution Center Stock List

Part Number	Catalog Number	UPC Code	Description	CA 03	IL 06	PA 10	SC 07	TX 04	Wt. each	Ctn. Qty.	Price
MVK0400P268LP	MVK-0400P-268-LP	785988008216	Flood, Knuckle, 400w PS, Quad-Tap, Bronze, with Lamp		●		●		41.0	EA	
MVK1000H268	MVK-1000H-268	785988656455	Flood, Knuckle, 1000w MH, Quad-Tap, Bronze, with Lamp		●	●	●	●	47.0	EA	
MVM0400P268LP	MVM-0400P-268-LP	785988008193	Flood, Yoke, 400w PS, Quad-Tap, Bronze, with Lamp		●	●			41.0	EA	
MVM0400S268	MVM-0400S-268	785988657209	Flood, Yoke, 400w HPS Quad-Tap, Bronze		●	●			39.0	EA	
MVM1000H265 ¹	MVM-1000H-265	785988655793	Flood, Yoke, 1000w MH, 480V, Quad-Tap, Bronze, with Lamp	●	●			●	44.0	EA	
MVM1000H268 ¹	MVM-1000H-268	785988652372	Flood, Yoke, 1000w MH, Quad-Tap, Bronze, with Lamp	●	●	●	●	●	44.0	EA	

¹ Cord on MVM style only included



Magnuliter® Floodlight MV Series

QS7 10-Day Quick Ship Ordering Guide
Order Limit Per Fixture Selection: 15

MV SERIES — Vertical lamp position. Features wide, uniform beam distribution. (Coverage is four times set back distance)

CATALOG NUMBER	MOUNT	PHOTOMETRY NEMA/IES H° X V°	WATTAGE	WEIGHT LBS. (KG)	EPA FT ² (M ²)
MVM-0400P-265	Trunnion mount, Bronze	7(146°) x 6(119°)	400 PSMH	41 (18.6)	2.3 (.22)
MVM-0400P-268	Trunnion mount, Bronze	7(146°) x 6(119°)	400 PSMH	41 (18.6)	2.3 (.22)
MVK-0400S-268	Slipfitter mount, Bronze	7(144°) x 6(113°)	400 HPS	43 (19.5)	2.3 (.22)



Laramie® Floodlight LFL Series

3S SCHEDULED STOCK SHIPMENTS
Regional Distribution Center Stock List

Part Number	Catalog Number	UPC Code	Description	CA 03	IL 06	PA 10	SC 07	TX 04	Wt. each	Ctn. Qty.	Price
LFLY1000HVW8BZ	LFL-Y-1000HV-W8-BZ	785988018826	Flood, Yoke, 1000w MH, Quad-Tap, Wide beam, Bronze		•				48.0	EA	



LNC LED Wallpacks



3S SCHEDULED STOCK SHIPMENTS
Regional Distribution Center Stock List


Part Number	Catalog Number	UPC Code	Description	CA 03	IL 06	PA 10	SC 07	TX 04	Wt. each	Ctn. Qty.	Price
LNC5LU5K	LNC-5LU-5K	785988020645	Wallpack, Full cut-off, LNC, 13w LED, 120-277V, Bronze	•	•	•	•	•	4.0	EA	
LNC5LU5KPC	LNC-5LU-5K-PC	785988020652	Wallpack, Full cut-off, LNC 13w LED, 120V,, PC , Bronze	•	•	•		•	4.0	EA	
LNC7LU5K31	LNC-7LU-5K-3-1	785988020669	Wallpack, Full cut-off , LNC, 16w LED, 120-277V, 5K, Type III, Bronze	•	•	•		•	4.0	EA	
LNC9LU5K31	LNC-9LU-5K-3-1	785988020683	Wallpack, Full cut-off , LNC, 21w LED, 120-277V, 5K, Type III, Bronze	•	•	•		•	4.0	EA	

QS5 5-Day Quick Ship Ordering Guide
Order Limit Per Fixture Selection: 15

CATALOG NUMBER	DESCRIPTION	CCT	WT. EACH	LUMENS	WATTS
LNC-7LU-5K-3-1-PC1	Wallpack, Full cut-off , LNC, 16w LED, 120-277V, 5K, Type III, Bronze, Photocontrol	5000K	4.0	1140	16
LNC-9LU-5K-3-1-PC1	Wallpack, Full cut-off , LNC, 21w LED, 120-277V, 5K, Type III, Bronze, Photocontrol	5000K	7.0	1460	21

QS7 10-Day Quick Ship Ordering Guide
Order Limit Per Fixture Selection: 15

LNC	-		-	5K	-		-		-	
SERIES	NUMBER OF LEDS/SOURCE/VOLTAGE	CCT	IES DISTRIBUTION	FINISH	OPTIONS					
LNC LNC no uplight	7LU 7 LEDs, up to 1147 lumens, 16.4w input, 120-277V 9LU 9 LEDs, up to 1460 lumens, 20.6w input, 120-277V	5K 5000K nominal	3 Type III 4 Type IV	1 Bronze 2 Black 4 White 5 Platinum	PC(X) Button photo-control, replace X with voltage, specify 1-120V, 2-208V, 3-240V, 4-277V					



LNC2 LED Wallpacks



35 SCHEDULED STOCK SHIPMENTS Regional Distribution Center Stock List

Part Number	Catalog Number	UPC Code	Description	CA 03	IL 06	PA 10	SC 07	TX 04	Wt. each	Ctn. Qty.	Price
LNC212LU5K31	LNC2-12LU-5K-3-1	785988030071	Wallpack, Full cut-off, LNC2, 28w LED, 120-277V, 5K, Type III, Bronze	•	•	•	•	•	7.0	EA	
LNC212LU5K31PC1	LNC2-12LU-5K-3-1-PC-1	785988030088	Wallpack, LNC2, 28w LED 120-277V, 5K, 3, Bronze, PC	•	•	•		•	7.0	EA	
LNC218LU5K31	LNC2-18LU-5K-3-1	785988021031	Wallpack, LNC2, 45w LED 120-277V, 5K, 3, Bronze	•	•	•		•	7.0	EA	
LNC218LU5K31PC1	LNC2-18LU-5K-3-1-PC-1	785988030347	Wallpack, LNC2, 45w LED 120-277V, 5K, 3, Bronze, PC	•	•	•		•	7.0	EA	

QS 10 10-Day Quick Ship Ordering Guide

Order Limit Per Fixture Selection: 15

LNC2 - **4K** - **3** - **1**
SERIES **NUMBER OF LEDS/SOURCE/VOLTAGE** **CCT** **IES DISTRIBUTION** **FINISH**
LNC2 LNC2 no uplight **12LU** 12 LEDs, 29w input, Universal voltage 120-277V
18LU 18 LEDs, 45w input, Universal voltage 120-277V **4K** 4200K nominal **3** Type III **1** Bronze



Laredo® Architectural Wallpacks

35 SCHEDULED STOCK SHIPMENTS Regional Distribution Center Stock List

Part Number	Catalog Number	UPC Code	Description	CA 03	IL 06	PA 10	SC 07	TX 04	Wt. each	Ctn. Qty.	Price
LMC150P81LP	LMC-150P8-1-LP	785988008315	Full cut-off, wallpack, 150w PS Quad, Bronze, Lamp		•		•		22.0	EA	

QS 10 10-Day Quick Ship Ordering Guide

Order Limit Per Fixture Selection: 15

LMC - **LP**
SERIES **WATTAGE/SOURCE/VOLTAGE** **FINISH** **OPTIONS**
LMC Laredo Medium Cut-off **PULSE START METAL HALIDE**
70P8 70w Quad-Tap¹ 120,208,240,277V
100P8 100w Quad-Tap¹ 120,208,240,277V
150P8 150w Quad-Tap¹ 120,208,240,277V
ELECTRONIC FLUORESCENT
42F8¹ 42w, 120-277V
84F8^{1,2} 84w, 120-277V
HIGH PRESSURE SODIUM
150S8 150w Quad-Tap¹ 120,208,240,277V
1 Bronze
2 Black
3 Gray
4 White
5 Platinum
LP Lamp included

1 50/60Hz standard on fluorescent.
 2 Two lamp fluorescent units have two electronic ballasts. Field wiring can provide switching for 50% fixture output if desired.

ACCESSORIES - ORDER SEPARATELY

CATALOG NUMBER	DESCRIPTION
LMC-SPC	Polycarbonate shield

CATALOG NUMBER	DESCRIPTION	SOURCE	WT. EACH	WATTS
LCC-42F8-1-LP	Full cut-off, Wallpack, 42w CFL, 120-277V,	CFL	22.0	42
LLC-250P8-1-LP	Full cut-off, Wallpack, 250w PS, Quad, Bronze, Lamp	PS	22.0	1250



Laredo LMC LED Wallpacks



QS5 5-Day Quick Ship Ordering Guide

Order Limit Per Fixture Selection: 15

CATALOG NUMBER	DESCRIPTION	CCT	WT. EACH	LUMENS	WATTS
LMC-30LU-5K-3-1	30LED, 71w, 120-277V, 700mA, 5K, Type 3, Bronze	5000K	22.0	4673	71
LMC-30LU-4K-3-1	30LED, 71w, 120-277V, 700mA, 4K, Type 3, Bronze	4000K	22.0	4259	71

QS7 10-Day Quick Ship Ordering Guide

Order Limit Per Fixture Selection: 15

CATALOG NUMBER	DESCRIPTION	CCT	WT. EACH	LUMENS	WATTS
LMC-30LU-4K-3-035-1	30LED, 35w, 120-277V, 350mA, 4K, Type 3, Bronze	4000K	22.0	2465	35
LMC-30LU-4K-4-035-1	30LED, 35w, 120-277V, 350mA, 4K, Type 4, Bronze	4000K	22.0	2510	35
LMC-30LU-4K-4-1	30LED, 71w, 120-277V, 700mA, 4K, Type 4, Bronze	4000K	22.0	4108	71
LMC-30LU-5K-3-035-1	30LED, 35w, 120-277V, 350mA, 5K, Type 3, Bronze	5000K	22.0	2709	35
LMC-30LU-5K-4-035-1	30LED, 34w, 120-277V, 350mA, 5K, Type 4, Bronze	5000K	22.0	2758	34
LMC-30LU-5K-4-1	30LED, 71w, 120-277V, 700mA, 5K, Type 4, Bronze	5000K	22.0	4507	71



NRG® – 1100 Full Cut-off Wallpack



35 SCHEDULED STOCK SHIPMENTS Regional Distribution Center Stock List

Part Number	Catalog Number	UPC Code	Description	CA 03	IL 06	PA 10	SC 07	TX 04	Wt. each	Ctn. Qty.	Price
NRG1111B	NRG-1111-B	785988004331	Wallpack, Compact, Full cut-off, 100w PS, 120/277/347V, Bronze, with Lamp	•	•	•		•	13.3	EA	
NRG1111W	NRG-1111-W	785988004348	Wallpack, Compact, Full cut-off, 100w PS, 120/277/347V, White, with Lamp	•					12.0	EA	
NRG1112B	NRG-1112-B	785988004379	Wallpack, Compact, Full cut-off, 100w HPS, 120/277/347V, Bronze, with Lamp	•					10.0	EA	
NRG1112W	NRG-1112-W	785988004386	Wallpack, Compact, Full cut-off, 100w HPS, 120/277/347V, White, with Lamp	•					10.0	EA	
NRG1143B	NRG-1143-B	785988004393	Wallpack, Compact, Full cut-off, 42w CFL 120-277V, Bronze, with Lamp	•	•	•		•	7.0	EA	
NRG1143W	NRG-1143-W	785988004409	Wallpack, Compact, Full cut-off, 42w CFL 120-277V, White, with Lamp	•					7.0	EA	
NRG1151B	NRG-1151-B	785988004294	Wallpack, Compact, Full cut-off, 50w PS, 120/277V, Bronze, with Lamp		•				9.0	EA	
NRG1151W	NRG-1151-W	785988004300	Wallpack, Compact, Full cut-off, 50w PS, 120/277V, White, with Lamp	•					9.0	EA	
NRG1171B	NRG-1171-B	785988004317	Wallpack, Compact, Full cut-off, 70w PS, 120/277/347V, Bronze, with Lamp		•	•			11.0	EA	
NRG1171W	NRG-1171-W	785988004324	Wallpack, Compact, Full cut-off, 70w PS, 120/277/347V, White, with Lamp	•					11.0	EA	
NRG1172W	NRG-1172-W	785988004362	Wallpack, Compact, Full cut-off, 70w HPS, 120/277/347V, White, with Lamp	•					9.0	EA	



Geometric Wall Sconces

3 SCHEDULED STOCK SHIPMENTS Regional Distribution Center Stock List

Part Number	Catalog Number	UPC Code	Description	CA 03	IL 06	PA 10	SC 07	TX 04	Wt. each	Ctn. Qty.	Price
TRP150P8FTBZ	TRP-150P8-FT-BZ	785988019489	Trapezoid sconce, 150w PS, Quad, Forward throw, Bronze, Lamp		●				20.0	EA	
TRP150P8WTBZ	TRP-150P8-WT-BZ	785988015962	Trapezoid sconce, 150w PS, Quad, Wide throw, Bronze, Lamp		●				20.0	EA	
TRP84F8WTBQ	TRP-84F8-WT-BZ	785988019496	Trapezoid sconce, 2x42w CFL, Quad, Wide throw, Bronze, Lamp		●				18.0	EA	



Compact Wall Sconces

3 SCHEDULED STOCK SHIPMENTS Regional Distribution Center Stock List

Part Number	Catalog Number	UPC Code	Description	CA 03	IL 06	PA 10	SC 07	TX 04	Wt. each	Ctn. Qty.	Price
QSPC13LU5KBZ	QSPC-13LU-5K-BZ	785988019403	Quarter sphere, 23w LED , 120-277V, Bronze		●				8.0	EA	
QSPC42F8BZ	QSPC-42F8-BZ	785988018383	Quarter sphere, 42w CFL, Quad-Tap, Bronze, Lamp					●	6.0	EA	
QSPC42F8PL	QSPC-42F8-PL	785988018390	Quarter sphere, 42w CFL, Quad-Tap, Platinum, Lamp	●					6.0	EA	
QSPC70P8BZ	QSPC-70P8-BZ	785988018652	Quarter sphere, 70w PS, Quad-Tap, Bronze, Lamp	●					10.0	EA	
QSPC70P8PL	QSPC-70P8-PL	785988018369	Quarter sphere, 70w PS, Quad-Tap, Platinum, Lamp	●					10.0	EA	
RDIC13LU5KBZ	RDIC-13LU-5K-BZ	785988019786	Radius Sconce, 23w LED 120-277v, 5K, Brz			●			8.0	EA	
RDIC42F8BZ	RDIC-42F8-BZ	785988018314	Radius, 42w CFL, Quad-Tap, Bronze, Lamp				●		6.0	EA	
RDIC42F8PL	RDIC-42F8-PL	785999018321	Radius, 42w CFL, Quad-Tap, Platinum, Lamp					●	6.0	EA	
RDIC42F9BZBOC	RDIC-42F9-BZ-BOC	785988018345	Radius, 42w CFL, 120/277V, Battery, Bronze, Lamp				●		8.0	EA	
RDIC70P8BZ	RDIC-70P8-BZ	785988018284	Radius, 70w PS, Quad-Tap, Bronze, Lamp	●					11.0	EA	
RDIC70P8PL	RDIC-70P8-PL	785988018291	Radius, 70w PS, Quad-Tap, Platinum, Lamp	●					11.0	EA	
TRPC13LU5KBZ	TRPC-13LU-5K-BZ	785988019762	Trapezoid Sconce, 23w LED 120-277v, 5K, Brz		●				8.0	EA	
TRPC42F8BZ	TRPC-42F8-BZ	785988018451	Trapezoid, 42w CFL, Quad-Tap, Bronze, Lamp		●				6.0	EA	
TRPC42F8PL	TRPC-42F8-PL	785988018437	Trapezoid, 42w CFL, Quad-Tap, Platinum, Lamp	●					6.0	EA	
TRPC42F9BZBOC	TRPC-42F9-BZ-BOC	785988018482	Trapezoid, 42w CFL, 120/277V, Battery, Bronze, Lamp					●	8.0	EA	
TRPC70P8PL	TRPC-70P8-PL	785988018437	Trapezoid, 70w PS, Quad-Tap, Platinum, Lamp	●					11.0	EA	



WM Series Compact Wall Sconces



Regional Distribution Center Stock List

Part Number	Catalog Number	UPC Code	Description	CA 03	IL 06	PA 10	SC 07	TX 04	Wt. each	Ctn. Qty.	Price
WMR42F1PC	WMR-42F1-PC	785988003983	Sconce, Radius, 42w CFL, 120-277V, Bronze polycarbonate, Full cut-off, with Lamp				●		6.0	EA	
WMR70P6	WMR-70P6	785988003990	Sconce, Radius, 70w PS, 120/277/347V, Bronze polycarbonate, Full cut-off, with Lamp					●	11.0	EA	
WMS42F1PC	WMS-42F1-PC	785988004270	Sconce, Soft corner, 42w CFL, 120-277V, Bronze polycarbonate, Full cut-off, with Lamp	●					6.5	EA	
WMS70P6	WMS-70P6	785988004287	Sconce, Soft corner, 70w PS, 120/277/347V, Bronze polycarbonate, Full cut-off, with Lamp	●					11.0	EA	d



Wallpack, Polycarbonate Refractor Vertical Lamp Position – PVL3 Perimaliter® III Series



Regional Distribution Center Stock List

Part Number	Catalog Number	UPC Code	Description	CA 03	IL 06	PA 10	SC 07	TX 04	Wt. each	Ctn. Qty.	Price
PVL3070P18BZL	PVL3-070P-18-BZ-L	785988005888	Wallpack, 70w PS, Quad-Tap, Bronze, with Lamp			●			15.0	EA	
PVL3070S18BZL	PVL3-070S-18-BZ-L	785988005901	Wallpack, 70w HPS, Quad-Tap, Bronze, with Lamp					●	13.0	EA	
PVL3100P18BZL	PVL3-100P-18-BZ-L	785988005918	Wallpack, 100w PS, Quad-Tap, Bronze, with Lamp		●	●		●	15.0	EA	
PVL3100S18BZ	PVL3-100S-18-BZ	785988005925	Wallpack, 100w HPS, Quad-Tap, Bronze					●	18.0	EA	
PVL3100S18BZL	PVL3-100S-18-BZ-L	785988005932	Wallpack, 100w HPS, Quad-Tap, Bronze, with Lamp		●	●			18.0	EA	
PVL3150P18BZ	PVL3-150P-18-BZ	785988008452	Wallpack, 150w PS, Quad-Tap, Bronze			●			20.0	EA	
PVL3150P18BZL	PVL3-150P-18-BZ-L	785988008469	Wallpack, 150w PS, Quad-Tap, Bronze, with Lamp	●	●	●	●	●	20.0	EA	
PVL3150S18BZ	PVL3-150S-18-BZ	785988005956	Wallpack, 150w HPS, Quad-Tap, Bronze	●	●	●			18.0	EA	
PVL3150S18BZL	PVL3-150S-18-BZ-L	785988005963	Wallpack, 150w HPS, Quad-Tap, Bronze, with Lamp	●	●	●			18.0	EA	
PVL3150S51BZL	PVL3-150S-51-BZ-L	785988007844	Wallpack, 150w HPS, Quad-Tap, Bronze, with Lamp		●	●		●	13.0	EA	
PVL330LU5KBZ	PVL3-30LU-5K-BZ	785988029662	Wallpack, 69W LED, 120-277v, 5000K, Bronze	●	●	●		●	12.0	EA	



CFL Perimaliter® III Polycarbonate Refractor with Optional Egress Back-up



Regional Distribution Center Stock List

Part Number	Catalog Number	UPC Code	Description	CA 03	IL 06	PA 10	SC 07	TX 04	Wt. each	Ctn. Qty.	Price
PVL3242F18BZL	PVL3-242F-18-BZ-L	785988015948	Wallpack, 2x42w CFL, 120-277V, Bronze, with Lamps	•		•			12.0	EA	
PVL3242F18BZL-2BOC	PVL3-242F-18-BZ-L-2BOC	785988015955	Wallpack, 2x42w CFL, 120-277V, with two 0°C batteries, Bronze, with Lamps					•	17.0	EA	



Perimaliter III® Wallpack, Glass Refractor, Vert. Lamp Position & LED High Performance



Regional Distribution Center Stock List

Part Number	Catalog Number	UPC Code	Description	CA 03	IL 06	PA 10	SC 07	TX 04	Wt. each	Ctn. Qty.	Price
80033990104	800-3399-0104	785988391646	Replacement refractor/door assy for PGM/PGL/PVL, Bronze	•	•	•	•	•	8.0	EA	
PGL250P1281LP	PGL-250P-128-1-LP	785988566662	Wallpack, Glass refractor, 250w PS, Quad-Tap, Bronze, with Lamp		•	•			28.0	EA	
PGL350P1281	PGL-350P-128-1	785988010288	Wallpack, Glass refractor, 350w PS, Quad-Tap, Bronze		•				33.0	EA	
PGL350P1281LP	PGL-350P-128-1-LP	785988566679	Wallpack, Glass refractor, 350w PS, Quad-Tap, Bronze, with Lamp	•	•	•	•	•	30.3	EA	
PGL400S1281LP	PGL-400S-128-1-LP	785988565184	Wallpack, Glass refractor, 400w HPS, Quad-Tap, Bronze, w/ Lamp			•			36.0	EA	
PGM3070P18BZL	PGM3-070P-18-BZ-L	785988008551	Wallpack, Glass refractor 70w PS, Quad-Tap, Bronze, w/ Lamp		•				24.0	EA	
PGM3070S18BZ	PGM3-070S-18-BZ	785988008582	Wallpack, Glass refractor 70w HPS, Quad-Tap, Bronze			•			23.0	EA	
PGM3100P18BZL	PGM3-100P-18-BZ-L	785988005789	Wallpack, Glass refractor 100w PS, Quad-Tap, Bronze, w/ Lamp		•				25.0	EA	
PGM3100S18BZ	PGM3-100S-18-BZ	785988008605	Wallpack, Glass refractor 100w HPS, Quad-Tap, Bronze		•				24.0	EA	
PGM3150P18BZ	PGM3-150P-18-BZ	785988019236	Wallpack, Glass refractor 150w PS, Quad-Tap, Bronze			•			25.0	EA	
PGM3150P18BZL	PGM3-150P-18-BZ-L	785988008568	Wallpack, Glass refractor 150w PS, Quad-Tap, Bronze, w/ Lamp	•	•	•	•	•	25.0	EA	
PGM3150S18BZL	PGM3-150S-18-BZ-L	785988005819	Wallpack, Glass refractor 150w HPS, Quad-Tap, Bronze, w/ Lamp		•	•			25.0	EA	
PGM3250P18BZ	PGM3-250P-18-BZ	785988019243	Wallpack, Glass refractor, 250w PS, Quad-Tap, Bronze			•			27.0	EA	
PGM3250P18BZL	PGM3-250P-18-BZ-L	785988008575	Wallpack, Glass refractor, 250w PS, Quad-Tap, Bronze, w/ Lamp	•	•	•	•	•	27.0	EA	
PGM3250S18BZ	PGM3-250S-18-BZ	785988005864	Wallpack, Glass refractor, 250w HPS, Quad-Tap, Bronze	•					33.0	EA	
PGM3250S18BZL	PGM3-250S-18-BZ-L	785988005871	Wallpack, Glass refractor 250w HPS, Quad-Tap, Bronze, w/ Lamp		•				33.0	EA	
PGM330LU5KBZ	PGM3-30LU-5K-BZ	785988029686	Wallpack, 69W LED, 120-277V, 5000K, Bronze	•	•	•		•	21.0	EA	



Perimaliter III® Wallpack, Glass Refractor or Polycarbonate Refractor LED Wallpacks



5-Day Quick Ship Ordering Guide

Order Limit Per Fixture Selection: 15

CATALOG NUMBER	DESCRIPTION	CCT	WT. EACH	LUMENS	WATTS
PGM3-30LU-5K-035-BZ	Wallpack, Glass refractor, LED, 120-277V, Bronze	5000K	21.0	3100	35
PVL3-30LU-5K-035-BZ	Wallpack, Polycarbonate refractor, LED, 120-277V, Bronze	5000K	12.0	2600	35



10-Day Quick Ship Ordering Guide

Order Limit Per Fixture Selection: 15

CATALOG NUMBER	DESCRIPTION	CCT	WT. EACH	LUMENS	WATTS
PGM3-30LU-4K-035-BZ	Wallpack, Glass refractor, LED, 120-277V, Bronze	4000K	21.0	2750	35
PGM3-30LU-4K-BZ	Wallpack, Glass refractor, LED, 120-277V, Bronze	4000K	21.0	4700	69
PVL3-30LU-4K-035-BZ	Wallpack, Polycarbonate refractor, LED, 120-277V, Bronze	4000K	12.0	2350	35
PVL3-30LU-4K-BZ	Wallpack, Polycarbonate refractor, LED, 120-277V, Bronze	4000K	12.0	3950	69



WGH Series – Horizontal Lamp Low Profile Wallpack



Regional Distribution Center Stock List

Part Number	Catalog Number	UPC Code	Description	CA 03	IL 06	PA 10	SC 07	TX 04	Wt. each	Ctn. Qty.	Price
WGH150P	WGH-150P	785988005680	Wallpack, Glass refractor, 150w PS, Quad-Tap, Bronze, with Lamp	•	•	•	•	•	11.8	EA	
WGH150S	WGH-150S	785988465934	Wallpack, Glass refractor, 150 HPS, Quad-Tap, Bronze, with Lamp	•	•	•	•	•	17.0	EA	
WGH150S120	WGH-150S120	785988005581	Wallpack, Glass refractor, 150 HPS, 120V, Bronze, with Lamp				•	•	16.0	EA	
WGH250P	WGH-250P	785988005697	Wallpack, Glass refractor, 250 PS, Quad-Tap, Bronze, with Lamp	•	•	•	•	•	34.0	EA	
WGH250S	WGH-250S	785988465989	Wallpack, Glass refractor, 250 HPS, Quad-Tap, Bronze, with Lamp	•	•	•			27.0	EA	
WGH320P	WGH-320P	785988005710	Wallpack, Glass refractor, 320 PS, Quad-Tap, Bronze, with Lamp	•	•				34.0	EA	
WGH400P	WGH-400P	785988005727	Wallpack, Glass refractor, 400 PS, Quad-Tap, Bronze, with Lamp	•	•	•	•	•	37.0	EA	
WGH400S	WGH-400S	785988465996	Wallpack, Glass refractor, 400 HPS, Quad-Tap, Bronze, with Lamp		•	•		•	28.0	EA	
WGH84F	WGH-84F	785988005642	Wallpack, Glass refractor, 2x42w CFL, Quad-Tap, Bronze, with Lamps		•	•	•		10.0	EA	



WGC Series Full Cut-off, Cast Aluminum Wallpack

35 SCHEDULED STOCK SHIPMENTS

Regional Distribution Center Stock List

Part Number	Catalog Number	UPC Code	Description	CA 03	IL 06	PA 10	SC 07	TX 04	Wt. each	Ctn. Qty.	Price
WGC100H	WGC-100H	785988465903	Compact full cut-off, 100w PS, Quad, with Lamp, Bronze		●				12.0	EA	
WGC100S	WGC-100S	785988465910	Compact full cut-off, 100w HPS, Quad, with Lamp, Bronze	●					13.0	EA	
WGC42F	WGC-42F	785988019755	Compact full cut-off, 42w CFL, Quad, with Lamp, Bronze	●					8.0	EA	
WGC50H	WGC-50H	785988465880	Compact full cut-off, 50w PS, 120/277V, with Lamp, Bronze					●	11.0	EA	
WGC70H	WGC-70H	785988465897	Compact full cut-off, 70w PS, Quad, with Lamp, Bronze		●				13.0	EA	



WGM Decorative Full Cut-off Wallpacks

35 SCHEDULED STOCK SHIPMENTS

Regional Distribution Center Stock List

Part Number	Catalog Number	UPC Code	Description	CA 03	IL 06	PA 10	SC 07	TX 04	Wt. each	Ctn. Qty.	Price
WGM100P	WGM-100P	785988019656	Mid-size wallpack, full cut-off, 100PS, Quad-Tap, Lamp, Bronze	●					18.0	EA	
WGM150P	WGM-150P	785988019663	Mid-size wallpack, full cut-off, 150PS, Quad-Tap, Lamp, Bronze				●	●	19.0	EA	
WGM150S	WGM-150S	785988019670	Mid-size wallpack, full cut-off, 100HPS, Quad-Tap, Lamp, Bronze	●					18.0	EA	
WGM84F	WGM-84F	785988019687	Mid-size wallpack, full cut-off, 2x42CFL, 120-277v, Lamps, Bronze	●					16.0	EA	
WGM84FMS42	WGM-84F-MS42	785988019694	Mid-size wallpack, full cut-off, 2x42CFL, 120V, Motion, Lamps, Bronze	●					16.0	EA	



WGL Decorative Full Cut-off Wallpacks

35 SCHEDULED STOCK SHIPMENTS

Regional Distribution Center Stock List

Part Number	Catalog Number	UPC Code	Description	CA 03	IL 06	PA 10	SC 07	TX 04	Wt. each	Ctn. Qty.	Price
WGL250P	WGL-250P	785988019700	Large wallpack, full cut-off, 250w PS, Quad-Tap, Lamp, Bronze	●					27.0	EA	
WGL250S	WGL-250S	785988019731	Large wallpack, full cut-off, 250w HPS, Quad-Tap, Lamp, Bronze	●					32.0	EA	
WGL320P	WGL-320P	785988019717	Large wallpack, full cut-off, 320w PS, Quad-Tap, Lamp, Bronze	●					28.0	EA	
WGL400P	WGL-400P	785988019724	Large wallpack, full cut-off, 400w PS, Quad-Tap, Lamp, Bronze	●					30.0	EA	
WGL400S	WGL-400S	785988019748	Large wallpack, full cut-off, 400w HPS, Quad-Tap, Lamp, Bronze	●					32.0	EA	

Wallpack Accessories

Part Number	Catalog Number	UPC Code	Description	CA 03	IL 06	PA 10	SC 07	TX 04	Wt. each	Ctn. Qty.	Price
PGPS	PG-PS	783936377056	Polycarbonate shield, PGM/ PGL/ PGS			•			10.0	EA	
PGWG	PG-WG	783936377070	Wire guard, PGM/ PGL/ PGS			•			1.0	EA	
PVL3V	PVL3V	785988012077	Visor, Full cut-off, Bronze, PVL3/ PGL/ PRS/ PGS		•	•			6.0	EA	



NRG® 200B Decorative Compact Wallpack

Regional Distribution Center Stock List

Part Number	Catalog Number	UPC Code	Description	CA 03	IL 06	PA 10	SC 07	TX 04	Wt. each	Ctn. Qty.	Price
NRG204B	NRG-204B	785988019304	Wallpack, Decorative compact, 42w CFL, 120-277V, Bronze, Lamp	•					6.0	EA	
NRG204BMS	NRG-204B-MS	785988020328	Wallpack, Decorative compact, 42w CFL, 120V Motion Sensor, Brz, Lp	•					7.0	EA	
NRG204BPC	NRG-204B-PC	785988021311	Wallpack, Decorative compact, 42w CFL, 120V, Photocontrol, Brz, Lp	•					6.0	EA	
NRG206BPC	NRG-206B-PC	785988022298	Wallpack, Decorative compact, 26w CFL, 120V, Photocontrol, Brz, Lp	•					6.0	EA	
NRG207B	NRG-207B	785988023250	Wallpack, Decorative compact, 70w HPS, 120V, Bronze, Lamp	•					5.0	EA	
NRG207BPC	NRG-207B-PC	785988024267	Wallpack, Decorative compact, 70w HPS, 120V, Photocontrol, Brz, Lp	•					5.0	EA	
NRG250B	NRG-250B	785988025274	Wallpack, Decorative compact, 50w PS, 120V, Bronze, Lamp	•					6.0	EA	
NRG250BPC	NRG-250B-PC	785988026281	Wallpack, Decorative compact, 50w PS, 120V, Photocontrol, Brz, Lp	•					6.0	EA	



Compact Wall Fixtures, NRG® Family

Regional Distribution Center Stock List

Part Number	Catalog Number	UPC Code	Description	CA 03	IL 06	PA 10	SC 07	TX 04	Wt. each	Ctn. Qty.	Price
NRG301B	NRG-301B	785988656714	Wallpack, Vandal resistant, 50w HPS, 120V, with Lamp	•	•	•			6.0	EA	
NRG301BPC	NRG-301B-PC	785988465811	Wallpack, Vandal resistant, 50w HPS, 120V, PC, with Lamp	•	•	•			5.0	EA	
NRG304B	NRG-304B	785988567164	Wallpack, Vandal resistant, 42w CFL, 120V, with Lamp	•	•	•	•	•	5.0	EA	
NRG304BMS	NRG-304B-MS	785988019175	Wallpack, Vandal resistant, 42w CFL, 120V, w/ Motion sensor, Lamp	•					5.0	EA	
NRG304BPC	NRG-304B-PC	785988465835	Wallpack, Vandal resistant, 42w CFL, 120V, PC, with Lamp	•	•	•	•	•	4.0	EA	
NRG304BPCW	NRG-304B-PC-W	785988005611	Wallpack, Vandal resistant, 42w CFL, 120V, PC, White, with Lamp		•				6.0	EA	
NRG306B	NRG-306B	785988567119	Wallpack, Vandal resistant, 26w CFL, 120V, with Lamp			•			6.0	EA	



Compact Wall Fixtures, NRG® Family



3 SCHEDULED STOCK SHIPMENTS Regional Distribution Center Stock List

Part Number	Catalog Number	UPC Code	Description	CA 03	IL 06	PA 10	SC 07	TX 04	Wt. each	Ctn. Qty.	Price
NRG306BPC	NRG-306B-PC	785988567102	Wallpack, Vandal resistant, 26w CFL, 120V, PC, with Lamp	•	•	•			6.0	EA	
NRG306BPCW	NRG-306B-PC-W	785988005628	Wallpack, Vandal resistant, 26w CFL, 120V, PC, White, with Lamp					•	6.0	EA	
NRG307B	NRG-307B	785988567157	Wallpack, Vandal resistant, 70w HPS, 120V, with Lamp	•	•	•	•	•	6.0	EA	
NRG307BPC	NRG-307B-PC	785988465828	Wallpack, Vandal resistant, 70w HPS, 120V, PC, with Lamp	•	•	•	•	•	6.0	EA	
NRG312LU5KBZ	NRG-312LU-5K-BZ	785988030026	Wallpack, NRG, 18w LED, 120-277V, 5K, Bronze	•	•	•		•	5.0	EA	
NRG312LU5K-BZPC	NRG-312LU-5K-BZ-PC	785988030033	Wallpack, NRG, 18w LED, 120V, PC, 5K, Bronze	•	•	•		•	5.0	EA	
NRG350B	NRG-350B	785988567133	Wallpack, Vandal resistant, 50w PS, 120V, with Lamp		•	•		•	5.0	EA	
NRG350BPC	NRG-350B-PC	785988567126	Wallpack, Vandal resistant, 50w PS, PC, 120V, with Lamp	•	•	•	•	•	5.0	EA	



Compact Refractor Wallpack



3 SCHEDULED STOCK SHIPMENTS Regional Distribution Center Stock List

Part Number	Catalog Number	UPC Code	Description	CA 03	IL 06	PA 10	SC 07	TX 04	Wt. each	Ctn. Qty.	Price
WGH100H	WGH-100H	785988465859	Glass refractor, 100w PS, Quad-Tap, Bronze, with Lamp	•	•	•	•	•	11.0	EA	
WGH70H	WGH-70H	785988465842	Glass refractor, 70w PS, Quad-Tap, Bronze, with Lamp	•	•	•	•	•	12.0	EA	
WPH100S	WPH-100S	785988465873	Polycarbonate refractor, 100w HPS, 120V, Bronze, with Lamp		•	•		•	8.0	EA	
WPH70S	WPH-70S	785988465866	Polycarbonate refractor, 70w HPS, 120V, Bronze, with Lamp		•		•		16.0	EA	




Sedona SCP Ceiling Surface Garage



QS 10 10-Day Quick Ship Ordering Guide Order Limit Per Fixture Selection: 15

SCP	-		-	U	-		-	
SERIES	NUMBER OF LEDs	VOLTAGE	CCT	IES DISTRIBUTION	FINISH			
SCP Sedona	18L 18 LEDs, 43w input 24L 24 LEDs, 57w input 36L 36 LEDs, 86w input	U 120-277V	4K 4200K nominal, 67 CRI 5K 5100K nominal, 70 CRI	5M Type V square 5R Type V rectangle	DB Bronze WH White GR Gray			




Lumasquare® Family Performance Ceiling Mounts



Regional Distribution Center Stock List

Part Number	Catalog Number	UPC Code	Description	CA 03	IL 06	PA 10	SC 07	TX 04	Wt. each	Ctn. Qty.	Price
NRG401	NRG-401	785988642311	Ceiling mount, 10" Sq, 50w HPS, 120V, with Lamp		•	•			7.0	EA	
NRG413P8	NRG-413P8	785988015566	Ceiling mount, 14" Sq, 100w PS, Quad-Tap, with Lamp		•	•			17.0	EA	
NRG415P8	NRG-415P8	785988-00850	Ceiling mount, 14" Sq, 150w PS, Quad-Tap, with Lamp		•	•			19.0	EA	




NRG 4000 LED Lumasquare® Series



10-Day Quick Ship Ordering Guide Order Limit Per Fixture Selection: 15



CATALOG NUMBER	DESCRIPTION	CCT	WT. EACH	LUMENS	WATTS
NRG-4-30LU-4K-BZ	Ceiling Mount, 71w, 30LED, 4K, 120-277V, Bronze	4000K	13.9	5872	71
NRG-4-30LU-5K-BZ	Ceiling Mount, 71w, 30LED, 5K, 120-277V, Bronze	5000K	13.9	6122	71



S Series Vandal Resistant



Regional Distribution Center Stock List

Part Number	Catalog Number	UPC Code	Description	CA 03	IL 06	PA 10	SC 07	TX 04	Wt. each	Ctn. Qty.	Price
S942F	S9-42F	785988005116	Surface square, Wet location, 42w CFL, 120-277V, Low profile, Polycarbonate refractor, TP screws, Lamp	•			•		1.0	EA	
S970H	S9-70H	785988005086	Surface square, Wet location, 70w PS, Quad-Tap, Polycarbonate refractor, TP screws, Lamp, Bronze	•	•	•		•	10.3	EA	
S970S	S9-70S	785988005093	Surface square, Wet location, 70w HPS, Quad-Tap, Polycarbonate refractor, TP screws, Lamp, Bronze		•				10.0	EA	
S12100H	S12-100H	785988005123	Surface square, Wet location, 100w PS, Quad-Tap, Polycarbonate refractor, TP screws, Lamp, Bronze	•	•	•	•	•	15.0	EA	
S12150P	S12-150P	785988008483	Surface square, Wet location, 150w PS, Quad-Tap, Polycarbonate refractor, TP screws, Lamp, Bronze		•	•		•	16.0	EA	
S12150S	S12-150S	785988005147	Surface square, Wet location, 150w HPS, Quad-Tap, Polycarbonate refractor, TP screws, Lamp, Bronze		•				16.0	EA	
S1284F	S12-84F	785988005161	Surface square, Wet location, 2x42w CFL, 120-277V, Low profile, Polycarbonate refractor, TP screws, Lamps				•	•	8.0	EA	



R Series Vandal Resistant

3 SCHEDULED STOCK SHIPMENTS

Regional Distribution Center Stock List

Part Number	Catalog Number	UPC Code	Description	CA 03	IL 06	PA 10	SC 07	TX 04	Wt. each	Ctn. Qty.	Price
R12100H	R12-100H	785988005215	Surface round, Wet location, 100w PS, Quad-Tap, Polycarbonate refractor, TP screws, Lamp, Bronze		●				15.0	EA	
R1284F	R12-84F	785988005246	Surface round, Wet location, 2x42w CFL, 120-277V, Low profile, Polycarbonate refractor, TP screws, Lamps					●	10.0	EA	
R970H	R9-70H	785988005178	Surface round, Wet location, 70w PS, Quad-Tap, Polycarbonate refractor, TP screws, Lamp, Bronze	●					10.0	EA	
R970S	R9-70S	785988005185	Surface round, Wet location, 70w HPS, Quad-Tap, Polycarbonate refractor, TP screws, Lamp, Bronze	●					10.0	EA	



Multi-purpose Dusk-to-Dawn LED



3 SCHEDULED STOCK SHIPMENTS

Regional Distribution Center Stock List

FALL 2013

Part Number	Catalog Number	UPC Code	Description	CA 03	IL 06	PA 10	SC 07	TX 04	Wt. each	Ctn. Qty.	Price
DDL9L1	DDL-9L1	785988030699	Dusk-to-Dawn multi-purpose, 40w LED, 120V, Platinum Silver	●	●	●		●	7	EA	



DD Series – Dusk to Dawn

3 SCHEDULED STOCK SHIPMENTS

Regional Distribution Center Stock List

Part Number	Catalog Number	UPC Code	Description	CA 03	IL 06	PA 10	SC 07	TX 04	Wt. each	Ctn. Qty.	Price
DDR100S	DDR-100S	785988466146	30" Alum arm, 12" Head, 100w HPS, 120V, Kit with lamp		●				7.0	EA	
DDR150S	DDR-150S	785988466153	30" Alum arm, 12" Head, 150w HPS, 120V, Kit with lamp		●			●	7.0	EA	
DDR5AP	DDR-5AP	785988466184	Replacement optical assembly with latches for DDR fixtures		●				2.0	EA	
DDS100P	DDS-100P	785988012060	24" Alum arm, 12" Screw-on optics, 100w PS, 120V, Kit with lamp, UL approved	●	●	●	●	●	6.0	EA	
DDS100PL	DDS-100PL	785988020997	24" Alum arm, 12" Latch-on optic, 100w PS, 120V, Kit with lamp		●					EA	
DDS100S	DDS-100S	785988466122	24" Alum arm, 12" Screw-on optics, 100w HPS, 120V, Kit with lamp, UL approved		●	●			5.0	EA	
DDS150S	DDS-150S	785988466139	24" Alum arm, 12" Screw-on optics, 150w HPS, 120V, Kit with lamp, UL approved	●	●	●	●	●	7.0	EA	
DDS65F	DDS-65F	785988014248	24" Alum arm, 12" Screw-on optics, 65w CFL, 120V, Kit with lamp, UL approved		●				4.0	EA	
DDS70S	DDS-70S	785988466115	24" Alum arm, 12" Screw-on optics, 70w HPS, 120V, Kit with lamp, UL approved				●		5.0	EA	



LED Vaportite



35 SCHEDULED STOCK SHIPMENTS

Regional Distribution Center Stock List

FALL 2013

Part Number	Catalog Number	UPC Code	Description	CA 03	IL 06	PA 10	SC 07	TX 04	Wt. each	Ctn. Qty.	Price
VBGL1	VBGL-1	785988030651	Ceiling mount vaportite, 12w LED, 120-277V, Platinum Silver	•	•	•		•	3.5	EA	
VWGL1	VWGL-1	785988030668	Wall mount vaportite, 12w LED, 120-277V, Platinum Silver	•	•	•		•	3.6	EA	

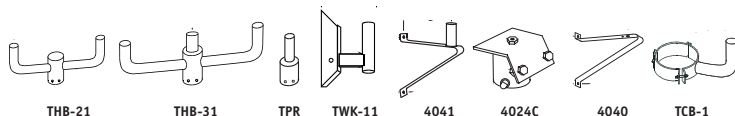


Wet Location Vaportite

35 SCHEDULED STOCK SHIPMENTS

Regional Distribution Center Stock List

Part Number	Catalog Number	UPC Code	Description	CA 03	IL 06	PA 10	SC 07	TX 04	Wt. each	Ctn. Qty.	Price
VBGG-150	VBGG-150	785988467167	Globe & guard, 150w Incandescent, Ceiling/pendant, Platinum	•	•	•	•	•	3.0	EA	
VBGG-300	VBGG-300	785988467174	Globe & guard, 300w Incandescent, Ceiling/pendant, Platinum		•				4.0	EA	
VWGG-150	VWGG-150	785988467181	Globe & guard, 150w Incandescent, Wall box, Platinum	•	•	•	•	•	3.5	EA	
VWGG-300	VWGG-300	785988467198	Globe & guard, 300w Incandescent, Wall box, Platinum		•				4.5	EA	



Mounting Brackets & Accessories

35 SCHEDULED STOCK SHIPMENTS

Regional Distribution Center Stock List

Part Number	Catalog Number	UPC Code	Description	CA 03	IL 06	PA 10	SC 07	TX 04	Wt. each	Ctn. Qty.	Price
4024C	4024C	785988310326	Slipfitter, 2 3/8" Tenon	•	•	•	•	•	2.0	EA	
4040	4040	785988310555	Bracket, Wall mount	•	•	•	•	•	5.0	EA	
4041	4041	785988310579	Bracket, Wall mount	•	•	•		•	7.0	EA	
TCB1	TCB-1	785988496501	Pole clamp-on bracket, Bronze			•		•	15.0	EA	
THB21	THB-21	785988498420	Accessory, Flood, Tenon, Two, Bronze	•	•	•	•	•	12.0	EA	
THB31	THB-31	785988498437	Accessory, Flood, Tenon, Three, Bronze		•			•	30.0	EA	
TPR3	TPR-3	785988500451	Accessory, Flood, Tenon, Reducer, Pole, Bronze			•			8.0	EA	
TPR4	TPR-4	785988500505	Accessory, Flood, Tenon, Reducer, Pole, Bronze			•			9.0	EA	
TWK11	TWK-11	785988502202	Bracket, Wall mount		•			•	15.0	EA	

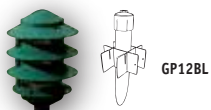


PAR Lampholders

3S SCHEDULED STOCK SHIPMENTS

Regional Distribution Center Stock List

Part Number	Catalog Number	UPC Code	Description	CA 03	IL 06	PA 10	SC 07	TX 04	Wt. each	Ctn. Qty.	Price
103	103	785988202102	Lampholder, Natural aluminum, 150w max PAR 38, Wet location	•	•				1.0	EA	
103-7	103-7	785988202195	Lampholder, Gray, 150w max PAR 38, Wet location	•	•	•		•	1.3	EA	
10371	103-71	785988465767	Shielded lampholder, Bronze, 150w max PAR 38, Wet location				•		1.0	EA	
10372	103-72	785988202249	Shielded lampholder, Black, 150w max PAR 38, Wet location	•					1.0	EA	
306	306	785988204069	Lampholder, Gray, 300/500w PAR56 end prong lamp by others, Wet location	•					3.0	EA	
30913ML	309-13-ML	785988309139	Bullet lampholder, Shalda green, 175w max PAR/BR40, Univ. aiming					•	4.0	EA	
30914ML	309-14-ML	785988205110	Bullet lampholder, Black, 175w max PAR38/BR40, Univ. aiming	•			•	•	4.0	EA	
309M51ML	309-M51-ML	785988781010	Bullet Lpholder, Bronze, 175w max PAR38/BR40, Univ. aiming	•	•	•	•	•	3.0	EA	
309ML	309-ML	785988205004	Bullet lampholder, Gray, 175w max PAR38/BR40, Univ. aiming					•	3.0	EA	
309S	309-S	785988419203	Deep shield for 309 Series, Black, 7" long, 45° front					•	1.0	EA	
309VGML	309-VG-ML	785988204885	Bullet lampholder, Verdi, 175w PAR 38/BR40, Univ. aiming					•	2.0	EA	
PBT1	PBT-1	785988260119	Photo control, 120V, Button type	•	•	•	•	•	0.5	EA	
PBT234	PBT-234	785988260157	Photo control, 208/240/277V, Button type	•	•	•	•	•	0.5	EA	
S302	S-302	785988473854	Slip-fitter, Pole top, 1/2" Hub, 2 3/8" Slip fit, Gray		•				1.0	EA	
S302M51	S-302-M51	785988473861	Slip-fitter, Pole top, 1/2" Hub, 2 3/8" Slip fit, Bronze		•	•		•	1.0	EA	



Louverlights – 120V

3S SCHEDULED STOCK SHIPMENTS

Regional Distribution Center Stock List

Part Number	Catalog Number	UPC Code	Description	CA 03	IL 06	PA 10	SC 07	TX 04	Wt. each	Ctn. Qty.	Price
583G	583-G	785988217656	Louver light, Shalda green, 60w max, 3 Tier, Polycarbonate			•		•	2.0	EA	
583MVG	583M-VG	785988217670	Louver light, Verdi green, 75w max, 3 Tier, Aluminum	•					2.0	EA	
GP12BL	GP12BL	785988009817	Ground post, Non-metallic, Removeable cap with 1/2" top hub, Stabilizer kit, Black	•			•		2.0	EA	



RU Recessed Uplights

35 SCHEDULED STOCK SHIPMENTS Regional Distribution Center Stock List

Part Number	Catalog Number	UPC Code	Description	CA 03	IL 06	PA 10	SC 07	TX 04	Wt. each	Ctn. Qty.	Price
RU100G	RU100G	785988015627	Guard, Non-metallic lens protection for RU100, Bronze	•					3.0	EA	
RU100P8	RU100P8	785988015603	Non-metallic recessed uplight, 100w PS, Quad-Tap, Bronze, with Lamp	•					14.5	EA	
RU100WW	RU100WW	785988015641	Lamp shield, Wall wash, Internal mount for RU100	•					1.0	EA	
RU70G	RU70G	785988015610	Guard, Non-metallic lens protection for RU70, Bronze	•					2.0	EA	
RU70P8	RU70P8	785988015597	Non-metallic recessed uplight, 70w PS, Quad-Tap, Bronze, with Lamp	•					10.0	EA	
RU70WW	RU70WW	785988015634	Lamp shield, Wall wash, Internal mount for RU70	•					1.0	EA	




12V LED Lightscaper® Fixtures

35 SCHEDULED STOCK SHIPMENTS Regional Distribution Center Stock List

Part Number	Catalog Number	UPC Code	Description	CA 03	IL 06	PA 10	SC 07	TX 04	Wt. each	Ctn. Qty.	Price
CB150	CB-150	785988015931	150ft, #14 low energy cable, Soft jacket		•	•	•		6.0	EA	
CB75	CB-75	785988015924	75ft, #14 low energy cable, Soft jacket		•	•			4.0	EA	
COAB	CO-AB	785988015757	Cone, Antique bronze, 1.5w LED, 12V, Complete kit: Connector, spike & deck mounts, and 4ft fixture cable		•	•			2.0	EA	
COAG	CO-AG	785988015764	Cone, Antique green, 1.5w LED, 12V, Complete kit: Connector, spike & deck mounts, and 4ft fixture cable	•		•			2.0	EA	
ELAB	EL-AB	785988015870	Eyelid, Antique bronze, 1.5w LED, 12V, 6ft fixture cable & connector	•	•	•		•	1.0	EA	
ELPT	EL-PT	785988015887	Eyelid, Pewter, 1.5w LED, 12V, 6ft fixture cable & connector		•	•			1.0	EA	
FLAB	FL-AB	785988015900	Flood, Antique bronze, 3w LED, 12V, Complete kit: Connector, spike & deck mounts, and 4ft fixture cable	•	•	•	•	•	2.0	EA	
GNAB	GN-AB	785988015771	Greenville, Antique bronze, 1.5w LED, 12V, Complete kit: Connector, spike & deck mounts, and 4ft fixture cable			•		•	2.8	EA	
GNPT	GN-PT	785988015788	Greenville, Pewter, 1.5w LED, 12V, Complete kit: Connector, spike & deck mounts, and 4ft fixture cable		•	•			2.8	EA	
LVT56	LVT56	785988015917	Power center, 120-to-12V, 56w max, 3ft grounded cord set, Photocontrol and timer settings, Non-metallic housing		•	•			4.0	EA	
MSAB	MS-AB	785988015795	Mission, Antique bronze, 1.5w LED, 12V, Complete kit: Connector, spike & deck mounts, and 4ft fixture cable		•	•			3.3	EA	
MSAG	MS-AG	785988015801	Mission, Antique green, 1.5w LED, 12V, Complete kit: Connector, spike & deck mounts, and 4ft fixture cable		•	•			3.3	EA	



12V LED Lightscapers® Fixtures



3 SCHEDULED STOCK SHIPMENTS Regional Distribution Center Stock List

Part Number	Catalog Number	UPC Code	Description	CA 03	IL 06	PA 10	SC 07	TX 04	Wt. each	Ctn. Qty.	Price
RDAB	RD-AB	785988015832	Reidville, Antique bronze, 1.5w LED, 12V, Complete kit: Connector, spike & deck mounts, and 4ft fixture cable	•	•	•			3.3	EA	
RDPT	RD-PT	785988015849	Reidville, Pewter, 1.5w LED, 12V, Complete kit: Connector, spike & deck mounts, and 4ft fixture cable	•		•			3.3	EA	
REPT	RE-PT	785988015894	Recessed uplight, Pewter, 3w LED, 12V, 4ft fixture cable & connector	•	•	•			1.5	EA	
SAAB	SA-AB	785988015818	Saturn, Antique bronze, 1.5w LED, 12V, Complete kit: Connector, spike & deck mounts, and 4ft fixture cable			•			2.8	EA	
SAPT	SA-PT	785988015825	Saturn, Pewter, 1.5w LED, 12V, Complete kit: Connector, spike & deck mounts, and 4ft fixture cable			•			2.8	EA	
SSAB	SS-AB	785988015856	Sea Shell, Antique bronze, Adjustable head, 1.5w LED, 12V, Complete kit: Connector, spike & deck mounts, and 4ft fixture cable		•	•			2.0	EA	
SSAG	SS-AG	785988015863	Sea Shell, Antique green, 1.5w LED, 12V, Complete kit: Connector, spike & deck mounts, and 4ft fixture cable, Adjustable head			•			2.0	EA	
TLAB	TL-AB	785988015733	Tulip, Antique bronze, 1.5w LED, 12V, Complete kit: Connector, spike & deck mounts, and 4ft fixture cable	•		•			2.3	EA	
TLAG	TL-AG	785988015740	Tulip, Antique green, 1.5w LED, 12V, Complete kit: Connector, spike & deck mounts, and 4ft fixture cable			•		•	2.3	EA	



Motion Sensors/ Kits

3 SCHEDULED STOCK SHIPMENTS Regional Distribution Center Stock List

Part Number	Catalog Number	UPC Code	Description	CA 03	IL 06	PA 10	SC 07	TX 04	Wt. each	Ctn. Qty.	Price
M2LH	M2LH	785988466429	Motion sensor kit, 120V, 300w max, 2 Lampholders, Cover, 130° sensor range, Bronze, Non-metallic	•	•		•	•	1.2	EA	
M2LHW	M2LH-W	785988466436	Motion sensor kit, 120V, 300w max, 2 Lampholders, Cover, 130° sensor range, White, non-metallic	•			•	•	1.2	EA	
MO	MO	785988466405	Motion sensor only, 500w, 120V, 130° sensor range, Bronze	•					0.7	EA	
MOW	MO-W	785988466412	Motion sensor only, 500w, 120V, 130° sensor range, White	•					1.0	EA	
S2LH	S2LH	785988465798	Motion sensor kit, 120V, 300w max, 2 Lampholders, Cover, 270° sensor range, Bronze	•	•	•	•	•	2.0	EA	
S2LHW	S2LH-W	785988704590	Motion sensor kit, 120V, 300w max, 2 Lampholders, Cover, 270° sensor range, White	•	•	•	•	•	2.0	EA	



Motion Sensors/ Kits



Regional Distribution Center Stock List

Part Number	Catalog Number	UPC Code	Description	CA 03	IL 06	PA 10	SC 07	TX 04	Wt. each	Ctn. Qty.	Price
SO	SO	785988465804	Motion sensor only, 500w, 120V, 270° sensor range, Bronze	•	•	•			1.5	EA	
SOW	SO-W	785988466306	Motion sensor only, 500w, 120V, 270° sensor range, White	•	•				1.5	EA	



Decorative Quartz Motion Sensors/ Kits



Regional Distribution Center Stock List

Part Number	Catalog Number	UPC Code	Description	CA 03	IL 06	PA 10	SC 07	TX 04	Wt. each	Ctn. Qty.	Price
R2LHQ	R2LH-Q	785988012039	Decorative motion sensor kit, 2x75w quartz, Lamps included, 130° detection range, Bronze	•					1.5	EA	
R2LHQW	R2LH-Q-W	785988015658	Decorative motion sensor kit, 2x75w quartz, Lamps included, 130° detection range, White	•					1.5	EA	



RM Series – Standard Roadway Configurations



10-Day Quick Ship Ordering Guide

Order Limit Per Fixture Selection: 15

CATALOG NUMBER	DESCRIPTION	EPA	BALLAST TYPE	WEIGHT	
				LBS.	KGS.
FIXTURE HOUSINGS: BREATHING FELT GASKET OPTICAL SEAL, WITH PHOTOCELL RECEPTACLE, TYPE III DISTRIBUTION					
RMG-3-3	Glass refractor, MN III, Gray	0.6	-	16	7.3
RLG-3-3	Glass refractor, MN III, Gray	1.1	-	25	11.3
BALLAST DOORS: SCREW AND LATCH CLOSURE, HPF BALLAST, ANSI LABEL, UL LISTED					
RMD-25S38-3	250w HPS, Quad, Gray		Auto reg	14	6.4
RLD-40S38-3	400w HPS, Quad, Gray		Auto reg	19	8.6





Cimarron LED Series Luminaire



DESIGNLIGHTS
CONSORTIUM

QS₁₀

10-Day Quick Ship Ordering Guide

Order Limit Per Fixture Selection: 15 (Contact factory for larger quantities)

CL1	-		-		-		-		-	
SERIES	MOUNTING	NUMBER OF LEDs	VOLTAGE	CCT	DISTRIBUTION	COLOR				
CL1 Cimarron LED	A Arm mount construction (6" straight rigid arm included & acceptable for 90° configurations)	90L 90 High brightness LEDs 60L 60 High brightness LEDs 30L 30 High brightness LEDs	U¹ Universal 120V-277V, 50/60 Hz 1 120V, 60 Hz 2 208V, 60 Hz 3 240V, 60 Hz 4 277V, 60 Hz 5 480V, 60 Hz F 347V, 60 Hz E² 220V, 50 Hz	4K 4000K 5K 5000K	3 Type III 4 Type IV 5M Type V Medium	DB Dark Bronze BL Black WH White GR Gray PS Platinum Silver				
<p>Note: 1 Fuse option not available with universal voltage 2 Select F3 fusing option for 220V 3 Photocell receptacle not available with BL option</p>										
CIMARRON CL1 ADJUSTABLE MOUNTING ARMS										
CATALOG NUMBER	DESCRIPTION					WT. EACH				
ARM-CL-K-S-XX	10" adjustable arm					5.75 (2.6)				



Cimarron LED Series Luminaire



DESIGNLIGHTS
CONSORTIUM

QS₅

5-Day Quick Ship Ordering Guide

Order Limit Per Fixture Selection: 15

CATALOG NUMBER	DESCRIPTION	CCT	WT. EACH	LUMENS	WATTS
CL1-A-60LU-4K-3-DB	Cimarron 60 LED, 4200K CCT, Type 3, Bronze	4200K	48	11,468	140
CL1-A-60LU-4K-4-DB	Cimarron 60 LED, 4200K CCT, Type 4, Bronze	4200K	48	12,038	140
CL1-A-60LU-5K-3-DB	Cimarron 60 LED, 5100K CCT, Type 3, Bronze	5100K	48	12,842	140
CL1-A-60LU-5K-4-DB	Cimarron 60 LED, 5100K CCT, Type 4, Bronze	5100K	48	13,185	140
CL1-A-90LU-4K-3-DB	Cimarron 90 LED, 4200K CCT, Type 3, Bronze	4200K	48	16,973	210
CL1-A-90LU-4K-4-DB	Cimarron 90 LED, 4200K CCT, Type 4, Bronze	4200K	48	18,521	210
CL1-A-90LU-5K-3-DB	Cimarron 90 LED, 5100K CCT, Type 3, Bronze	5100K	48	19,006	210
CL1-A-90LU-5K-4-DB	Cimarron 90 LED, 5100K CCT, Type 4, Bronze	5100K	48	20,592	210



Cimarron LED CL1S Pedestrian Scale



DESIGNLIGHTS
CONSORTIUM

QS₁₀

10-Day Quick Ship Ordering Guide

Order Limit Per Fixture Selection: 15 (Contact factory for larger quantities)

QS
Available
Dec. 2013

CL1S	-	A	-		-		-		-	
SERIES	NO. OF LEDs	VOLTAGE	CCT	COLOR	OPTIONS					
CL1S Cimarron LED Pedestrian Scale	32L 32 High brightness LEDs 48L 48 High brightness LEDs	U³ Universal 120V-277V, 50/60 Hz	4K 4200K, 70 CRI 5K 5100K, 67 CRI	DB Dark Bronze BL Black WH White GR Gray PS Platinum Silver	RPA3 3" Round pole adapter RPA4 4" Round pole adapter					
MOUNTING										
A 4" straight arm attached to housing complete with quick-mount plate										
		DISTRIBUTION								
		3 Type III 4 Type IV 5M Type V Medium								



Cimarron Series Luminaire

Includes 6" Straight Arm & Lamp 
(6" arm acceptable for 90° configuration)

**35 SCHEDULED
STOCK
SHIPMENTS**

Regional Distribution Center Stock List

Part Number	Catalog Number	UPC Code	Description	CA 03	IL 06	PA 10	SC 07	TX 04	Wt. each	Master Ctn Qty	Price
CR1AP25H3FQDBL	CR1-A-P25-H3-F-Q-DB-L	785988 01116 2	250w PS, Type III, Quad-Tap, Dark Bronze, with Lamp		●	●		●	39.0	EA	
CR1AP40H3FQDBL	CR1-A-P40-H3-F-Q-DB-L	785988 01118 3	400w PS, Type III, Quad-Tap, Dark Bronze, with Lamp		●	●	●	●	42.0	EA	
CR1AP40H4FQDBL	CR1-A-P40-H4-F-Q-DB-L	785988 01119 3	400w PS, Type IV, Quad-Tap, Dark Bronze, with Lamp		●		●	●	42.0	EA	




10-Day Quick Ship Ordering Guide

Order Limit Per Fixture Selection: 25 (Contact factory for larger quantities)

CR1 - [] - [] - [] - F - [] - [] - []

SERIES	SOURCE/WATTAGE	LAMP ORIENT./DISTR.	LENS	COLOR	OPTIONS
CR1 Cimarron	PULSE START METAL HALIDE	H3 Horiz. III - hydroformed H4 Horiz. IV - multi-piece	F Flat	DB Dark Bronze BL Black WH White GR Gray PS Platinum Silver	W(X) Wiring prep (replace X with voltage: 1-120, 2-208, 3-240, 4-277) RPA3 Round pole adapter (3 1/4-3 3/4") RPA4 Round pole adapter (3 7/8-4 1/2") RPA6 Round pole adapter (6") L Lamp
MOUNTING	P15 150w (ED-28 mogul base) P17 175w (ED-28 mogul base) P25 250w (ED-28 mogul base) P32 320w (ED-28 mogul base) P40 400w (ED-28 mogul base)	VOLTAGE			
A Arm mount construction (6" straight rigid arm included & acceptable for 90° configurations)			Q¹ Quad-Tap ¹ 120/208/240/277V 5 480V 0 No Ballast		
0 No arm or wall bracket (only order without arm or wall bracket when they are ordered as an accessory)					
1 Factory wired for highest voltage unless specified 2 Replace XX with color designation					
Note Mounting A and AD acceptable for 90 degree configurations					

NOTE: All poles to be drilled with #2 pattern



Raven RCS Series Luminaire




10-Day Quick Ship Ordering Guide

Order Limit Per Fixture Selection: 20 (Contact factory for larger quantities)

RCS - [] - [] - [] - F - [] - [] - []

SERIES	SOURCE/WATTAGE	LAMP ORIENT./DISTR.	LENS	COLOR	OPTIONS
RCS Raven Small (100-400w)	PULSE START METAL HALIDE	H2 Horiz. II (hydroformed) H3 Horiz. III (hydroformed) H4 Horiz. IV (multi-piece) H5 Horiz. V (hydroformed)	F Flat	DB Dark Bronze BL Black WH White GR Gray PS Platinum Silver	W(X) Wiring prep (replace X with voltage: 1-120, 2-208, 3-240, 4-277) RPA3 Round pole adapter (3 1/4-3 3/4") RPA4 Round pole adapter (3 7/8-4 1/2") RPA5 Round pole adapter (5") RPA6 Round pole adapter (6")
MOUNT	P25 250w (ED-28) P32 320w (ED-28) P40 400w (ED-28)	VOLTAGE			
A4 Arm mount (includes 4" rigid arm)			Q¹ Quad-Tap ¹ 120/208/240/277V		
A10² Arm mount (includes 10" rigid arm)					
0 No arm or wall bracket (only order without arm or wall bracket when they are ordered as an accessory)					
				1 Factory wired for highest voltage unless specified 2 Required for 90° configurations	



Raven RCL Series Luminaire



10-Day Quick Ship Ordering Guide

Order Limit Per Fixture Selection: 15 (Contact factory for larger quantities)

RCL	-	-	-	-	F	-	Q	-	-
SERIES	SOURCE/WATTAGE	LAMP ORIENT./DISTR.	LENS	COLOR	OPTIONS				
RCL Raven Large (400-1000w)	PULSE START METAL HALIDE P40 400w (BT-37) P75 750w (BT-37) P1K 1000w (BT-37)	H3P Horiz. III - Performance series (segmented) H4 Horiz. IV (multi-piece) H5³ Horiz. V - (hydroformed) H5P Horiz. V - (square) segmented	F Flat	DB Dark Bronze BL Black WH White GR Gray PS Platinum Silver	W(X) Wiring prep (replace X with voltage: 1-120, 2-208, 3-240, 4-277) RPA3 Round pole adapter (3 1/4-3 3/4") RPA4 Round pole adapter (3 7/8-4 1/2") RPA5 Round pole adapter (5") RPA6 Round pole adapter (6")	MOUNT			
A4 Arm mount (includes 4" rigid arm)									
A10² Arm mount (includes 10" rigid arm)									
0 No arm or wall bracket (only order without arm or wall bracket when they are ordered as an accessory)									
					VOLTAGE				
					Q¹ Quad-Tap ¹ 120/208/240/277V				
	¹ Factory wired for highest voltage unless specified ² Required for 90° configurations ³ 750w max								



Single Cimarron and 4" Square Straight Steel Pole Combo

Includes 6" Straight Arm & Lamp



Regional Distribution Center Stock List

Part Number	Catalog Number	UPC Code	Description	CA 03	IL 06	PA 10	SC 07	TX 04	Wt. each	Master Ctn Qty	Price
CRPC1P25H320	CRPC-1-P25-H3-20		250w PS, Type III, Quad Tap w/ 20' SSS pole - Dark Bronze		•			•			
CRPC1P40H320	CRPC-1-P40-H3-20		400w PS, Type III, Quad Tap w/ 20' SSS pole - Dark Bronze		•			•			
CRPC1P40H325	CRPC-1-P40-H3-25		400w PS, Type III, Quad Tap w/ 25' SSS pole - Dark Bronze		•			•			
CRPC1P40H420	CRPC-1-P40-H4-20		400w PS, Type IV, Quad Tap w/ 20' SSS pole - Dark Bronze		•			•			
CRPC1P40H425	CRPC-1-P40-H4-25		400w PS, Type IV, Quad Tap w/ 25' SSS pole - Dark Bronze		•			•			



Twin Cimarron and 4" Square Straight Steel Pole Combo

Includes 6" Straight Arms & Lamps



Regional Distribution Center Stock List

Part Number	Catalog Number	UPC Code	Description	CA 03	IL 06	PA 10	SC 07	TX 04	Wt. each	Master Ctn Qty	Price
CRPC2P25H320	CRPC-2-P25-H3-20		250w PS, Type III, Quad-Tap w/ 20' SSS pole - Dark Bronze		•			•			
CRPC2P40H320	CRPC-2-P40-H3-20		400w PS, Type III, Quad-Tap w/ 20' SSS pole - Dark Bronze		•			•			
CRPC2P40H325	CRPC-2-P40-H3-25		400w PS, Type III, Quad-Tap w/ 25' SSS pole - Dark Bronze		•			•			
CRPC2P40H420	CRPC-2-P40-H4-20		400w PS, Type IV, Quad-Tap w/ 20' SSS pole - Dark Bronze		•			•			
CRPC2P40H425	CRPC-2-P40-H4-25		400w PS, Type IV, Quad-Tap w/ 25' SSS pole - Dark Bronze		•			•			



MSV M-PULSIVE™



10-Day Quick Ship Ordering Guide

Order Limit Per Fixture Selection: 25 (Contact factory for larger quantities)


MSV - [] - [] - [] - [] - [] - [] - []					
SERIES	SOURCE/WATTAGE	LAMP ORIENT./DISTR.	LENS	COLOR	OPTIONS
MSV M-Pulsive	PULSE START METAL HALIDE	V1P Vert. I - segmented	F Flat Glass	DB Dark Bronze (textured)	W(X) Wiring prep (replace X with voltage: 1-120, 2-208, 3-240, 4-277)
MOUNT	P17 175w (ED-28 mogul base)	V3P Vert. III - segmented		BL Black (textured)	RPA3 Round pole adapter (3 1/4 - 3 3/4")
A4 Arm mount (includes 4" rigid arm)	P25 250w (ED28 mogul base)	V4⁶ Vert. IV - multi-piece		WH White (textured)	RPA4 Round pole adapter (3 7/8 - 4 1/2")
A10¹¹ Arm mount (includes 10" rigid arm)	P32 320w (ED28 mogul base)	V5P Vert. V (square) - segmented		GR Gray (textured)	RPA5 Round pole adapter (5")
0 No arm or wall bracket (only order without arm or wall bracket when they are ordered as an accessory)	P35 350w (ED28 mogul base)	H3^{2,12,13} Horiz. III - hydroformed		PS Platinum Silver (smooth)	RPA6 Round pole adapter (6")
	P40 400w (BT-37 mogul base)	H4² Horiz. IV - multi-piece			L Lamp
	P45 450w (BT-37 mogul base)	H5^{2,12} Horiz. V (square) - hydroformed			
	P75 750w (BT-37 mogul base)	H5P^{2,12} Horiz. V (square) - segmented			
	P1K¹⁴ 1000w (BT-37 mogul base)				
			VOLTAGE		
			Q³ Quad-Tap [*] 120/208/240/277V		
			0 No Ballast		

NOTE: All poles to be drilled with #2 pattern

2 Flat lens configurations only for horizontal lamp orientation
 3 Factory wired for highest voltage unless specified
 6 Not available with convex lens and 1000w HPS or 1000w with yoke or spider mount
 11 Required for 90° and 120° configurations
 12 750w max
 13 Not available with 1000w H1K, MS1K, P1K, S1K
 14 GE or Sylvania BT37 lamps recommended for horizontal distributions

MSV M-PULSIVE ACCESSORIES	
MSV-FGGS-2	Extreme glare shield for flat glass units only (mounts to housing); restricts lighting to any one side of fixture; Black finish standard
MSV-GS	Glare shield for sag glass units only; restricts light to any one side of fixture, black finish standard
PTL-1	Photocontrol - Twist-Lock cell (120V)
PTL-8	Photocontrol - Twist-Lock cell (120-277V)
PTL-5	Photocontrol - Twist-Lock cell (480V)
WB-CR-XX	Wall bracket (Note: replace XX with color choice)

Replace XX with color: DB= Dark Bronze, BL= Black, GR= Gray, PS= Platinum Silver, WH= White



Tempe/Fresno Round or Square Bollards



10-Day Quick Ship Ordering Guide

Order Limit Per Fixture Selection: 10 Tempe

Order Limit Per Fixture Selection: 10 Fresno

SERIES	SOURCE/WATTAGE	OPTICS	VOLTAGE	COLOR	OPTIONS
TMR Tempe Round	PSMH	DO Dual Reflector with Cone (standard)	Q¹ Quad-Tap 120/208/240/277V	DB Dark Bronze	L¹ Lamp
TMS Tempe Square	P10¹ 100w (ED-17)				
FN1 Fresno Square	FLUORESCENT				
FN2 Fresno Round	F26 26w CFL (GX24q Base)				
	F32 32w CFL (GX24q Base)				
	F42 42w CFL (GX24q Base)				
	LED				
	12LU-3K 12 LEDs, 31w, asymmetric distribution, 3500K, 120-277V, 50/60 Hz				
	12LU-5K 12 LEDs, 31w, asymmetric distribution, 5000K, 120-277V, 50/60 Hz				
	24LU-3K 24 LEDs, 62w, symmetric distribution, 3500K, 120-277V, 50/60 Hz				
	24LU-5K 24 LEDs, 62w, symmetric distribution, 5000K, 120-277V, 50/60 Hz				

¹ Factory wired for highest voltage unless specified, HID only



Fresno Round Bollard



5-Day Quick Ship Ordering Guide

Order Limit Per Fixture Selection: 10

CATALOG NUMBER	DESCRIPTION	CCT	WT. EACH	LUMENS	WATTS
FN2-24LU-3K-DB	Fresno 24 LED round bollard, 3000K CCT, Bronze	3000K	32	1,644	46
FN2-24LU-5K-DB	Fresno 24 LED round bollard, 5100K CCT, Bronze	5100K	32	1,947	46



Square Straight Steel Poles


(pole shaft prepared with #2 hole pattern on all four sides for Cimarron and Raven luminaires and includes three covers for any unused sides)



Regional Distribution Center Stock List

Part Number	Catalog Number	UPC Code	Description	CA 03	IL 06	PA 10	SC 07	TX 04	VA 08	Wt. each	Master Ctn Qty	Price
SSS-20-40-1-RDC	SSS-20-40-1-RDC		Complete 20' Pole Assembly (Includes 20' x 4" x 11 gauge pole shaft, anchor bolt set, anchor bolt template, square base cover, pole cap), Dark bronze powder paint finish	•	•	•		•			EA	
SSS20401W2	SSS-20-40-1-W2	785988 01570 2	20' x 4" x 11 gauge pole shaft	•	•	•		•		160.0	EA	
TAB30M38	TAB-30-M38	785988 49698 3	3/4" x 30" x 3" anchor bolt set (four individual bolts)	•	•	•	•	•		16.0	EA	
27701349904	27701349904	785988 01482 8	anchor bolt template (INCLUDES MULTIPLE BOLT CIRCLE PATTERNS - DO NOT USE ON OTHER POLE DESIGNS)	•	•	•	•	•		0.1	EA	
SBC4DB	SBC4-DB	785988 72747 6	4" square base cover (10 1/2" square x 5" deep)	•	•	•	•	•		2.5	EA	
20102389702	20102389702	785988 00448 5	4" square pole cap	•	•	•	•	•		0.3	EA	
SSS-25-40-1-RDC	SSS-25-40-1-RDC		Complete 25' Pole Assembly (Includes 25' x 4" x 11 gauge pole shaft, anchor bolt set, anchor bolt template, square base cover, pole cap), Dark bronze powder paint finish	•	•	•		•			EA	
SSS25401W2	SSS-25-40-1-W2	785988 01571 9	25' x 4" x 11 gauge pole shaft	•	•	•		•		238.0	EA	
TAB30M38	TAB-30-M38	785988 49698 3	3/4" x 30" x 3" anchor bolt set (four individual bolts)	•	•	•	•	•		16.0	EA	
27701349904	27701349904	785988 01482 8	anchor bolt template (INCLUDES MULTIPLE BOLT CIRCLE PATTERNS - DO NOT USE ON OTHER POLE DESIGNS)	•	•	•	•	•		0.1	EA	
SBC4DB	SBC4-DB	785988 72747 6	4" square base cover (10 1/2" square x 5" deep)	•	•	•	•	•		2.5	EA	
20102389702	20102389702	785988 00448 5	4" square pole cap	•	•	•	•	•		0.3	EA	
SSS-30-50-7-RDC	SSS-30-50-7-RDC		Complete 30' Pole Assembly (Includes 30' x 5" x 7 gauge pole shaft, anchor bolt set, anchor bolt template, square base cover, pole cap) Dark bronze powder paint finish						•		EA	
SSS30507W2	SSS-30-50-7-W2	785988 01571 9	30' x 5" x 7 gauge pole shaft						•	238.0	EA	
TAB36M38	TAB-36-M38	785988 49693 8	1" x 36" x 4" anchor bolt set (four individual bolts)						•	16.0	EA	
27701349904	27701349904	785988 01482 8	anchor bolt template (INCLUDES MULTIPLE BOLT CIRCLE PATTERNS - DO NOT USE ON OTHER POLE DESIGNS)						•	0.1	EA	
SBC5DB	SBC5-DB	785988 72749 0	5" square base cover (10 1/2" square x 5" deep)						•	2.5	EA	
20102389802	20102389802	785988 00449 2	5" square pole cap						•	0.3	EA	

Confirm luminaire EPA and wind loading for geographic suitability of all poles

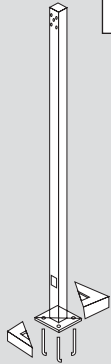


Square Straight Steel Poles

(pole shaft prepared with #2 hole pattern on all four sides for Cimarron and Raven luminaires and includes three covers for any unused sides)



10-Day Quick Ship Ordering Guide
Order Limit Per Fixture Selection: 25



CROSS SECTION
SSS-16-40-1
SSS-20-40-1
SSS-25-40-1
SSS-30-50-7

LUMINAIRE MOUNTING TYPE¹
A2⁴ Side - Single
B2 Side - Double at 90°
C2 Side - Double at 180°
D2 Side - Triple at 90°
F2 Side - Quad at 90°
TR³ Removable tenon (2 3/8 x 4 1/4)
TA Tenon (2 3/8" OD)
TB Tenon (2 7/8" OD)

OPTIONS
Q18² 15 Amp GFCI Receptacle and Cover
Q40 Vibration damper
LAB Less anchor bolts

FINISH
DB Dark Bronze
BL Black
WH White
GR Gray
PS Platinum Silver

- 1 DRILL PATTERNS: Compatible for Cimarron, MSV M-PULSIVE & Raven luminaires
- 2 Specify option location using logic found in pole introduction pages in the PSG; The location of all options must start a minimum of six inches above the hand hole and be located one foot apart from one another; Consult factory for any exceptions
- 3 Removable tenon used in conjunction with side arm mounting, specify desired arm configuration first followed by "TR" notation Example: SSS-25-40-1-C2-TR-DB

ORDERING INFORMATION

Catalog Number	Pole Ht.		Nominal Shaft Dim.(SD)	Wind Load Rating ¹					Wall Thick.	Bolt Circle (Sug.)	Bolt Circle	Bolt Sq.	Base Plate (sq.)	Anchor Bolt Size	Bolt Proj.	Pole Wt (lbs)
	ft	m		70 MPH	80 MPH	90 MPH	100 MPH	120 MPH								
SSS-16-40-1-XX-XX	16	4.9	4"	19.5	14	10.5	7.5	4	.119"	11"	8 - 11"	5.6 - 7.8"	10.25 x 0.75"	3/4 x 30 x 3"	4"	128
SSS-20-40-1-XX-XX	20	6.1	4"	13.5	9.5	6.5	4.5	1.8	.119"	11"	8 - 11"	5.6 - 7.8"	10.25 x 0.75"	3/4 x 30 x 3"	4"	160
SSS-25-40-1-XX-XX	25	7.6	4"	8.5	5	3	1.5	NR	.119"	11"	8 - 11"	5.6 - 7.8"	10.25 x 0.75"	3/4 x 30 x 3"	4"	190
SSS-30-50-7-XX-XX	30	9.1	5"	18	12	8	4.5	NR	.179"	11"	10 - 13.5"	7.1 - 9.5"	12 x 1"	1 x 36 x 4"	4"	398

- 1 Allowable EPA with 1.3 gust factor. To determine max. pole loading weight, multiply allowable EPA by 30 lbs. Published allowable EPA values based upon calculations of Spaulding Lighting. Allowable EPA values for projects requiring AASHTO methodology are available upon request.
- Note Factory supplied template must be used when setting anchor bolts. Hubbell Lighting will deny any claim for incorrect anchorage placement resulting from failure to use factory supplied template and anchor bolts.



Pole Accessories



10-Day Quick Ship Ordering Guide

Order Limit Per Fixture Selection: 25 (Contact factory for larger quantities)

Catalog Number	Description	EPA ft ² (m ²)	Weight lbs. (kg)
For use with: CR1, RCS, RCL, MSV, CM1, and CM2 (#2 Drill Pattern)			
SETA-XX	4" Square pole top tenon adapter; 2 3/8" OD slipfitter for four fixtures (90°)	0.4 (0.04)	22 (10)
RETA-XX	2-3/8" to 2-7/8" tenon top adapter for 4" round straight steel pole	0.4 (0.04)	22 (10)

Replace **XX** with color designation

- DB** Dark Bronze
- BL** Black
- WH** White
- GR** Gray
- PS** Platinum Silver
- RD** Red (Premium Color)
- FG** Forest Green (Premium Color)



Pole Accessories



Regional Distribution Center Stock List

Part Number	Catalog Number	UPC Code	Description	CA 03	IL 06	PA 10	SC 07	TX 04	Wt. each	Master Ctn Qty	Price
20102389702	20102389702	785988 00448 5	4" square pole cap	●	●	●	●	●	0.3	EA	
27701349904	27701349904	785988 01482 8	anchor bolt template (INCLUDES MULTIPLE BOLT CIRCLE PATTERNS - DO NOT USE ON OTHER POLE DESIGNS)	●	●	●	●	●	0.1	EA	
SBC4DB	SBC4-DB	785988 72747 6	base cover for 4" Square Pole, 10 1/2"x5" Deep, Dk Bronze	●	●	●	●	●	2.5	EA	
SETA-DB	SETA-DB	785988 016839	2-3/8" to 2-7/8" tenon top adapter for 4" sq round straight steel pole				●		22.0	EA	
SSST4DB	SSS-T4-DB	785988 72745 2	pole tenon adapter (removable) for 4" square straight steel pole w/ 11 gauge wall		●	●		●	10.0	EA	
TAB30M38	TAB-30-M38	785988 49698 3	3/4" x 30" x 3" anchor bolt set (four individual bolts)	●	●	●	●	●	16.0	EA	
TAB36M38	TAB-36-M38	785988 49693 8	1" x 36" x 4" anchor bolt set (four individual bolts)	●	●	●	●	●	32.0	EA	

Confirm luminaire EPA and wind loading for geographic suitability of all poles



Infranor™ 876 Arena & Airport Apron Floodlighting

QS₁₀ 10-Day Quick Ship Ordering Guide
 Order Limit Per Fixture Selection: 15

876	-		-	4L	-		-	C	-	YK	-		-	N	-	N	-		
HOUSING		BEAM PATTERN		BALLAST		MOUNTING OPTIONS		FINISH		LAMP WATTAGE		VOLTAGE		MODEL STYLE		GENERAL OPTIONS		SHIELD OPTIONS	
876 Attached		4L Forward throw distribution		C Core & Coil		IN-LINE BRACKETS I10 ^{1,2,3} Wind load SF ¹ Slip fitter N Not required		BK Black BZ Dark Bronze WH White AL Natural Alum.		1000PMH 1000w PSMH 1000HPS 1000w HPS		120 120V 208 208V 240 240V 277 277V		YK Yoke		N Not required		N Not required	

1 In-line brackets require use of "SF" slip fitter option per fixture
 2 Single fixture per assembly
 3 Wind load rating is for bracket only



Executive RT21 Specification Grade Area Lighting

QS₁₀ 10-Day Quick Ship Ordering Guide
 Order Limit Per Fixture Selection: 15

EXEC	-	RT21	-		-		-	C	-	10	-	N	-	N	-		-	STR	
HOUSING		STYLE/SIZE		REFLECTOR		BALLAST		SHIELD OPTIONS		HOUSING FINISH		POLE SECTION		LAMP WATTAGE		VOLTAGE		GENERAL OPTIONS	
EXEC		RT21 21"		2H Type II Hydroformed 3H Type III Hydroformed 5H Type V Hydroformed		C Core & Coil		N Not required		BK Black BZ Dark Bronze WH White AL Natural Aluminum		STR Square straight		350PMH 350w PS MH (ED28) 400PMH 400w PS MH (ED28)		120 120V 208 208V 240 240V 277 277V		N Not required	
						QUANTITY/MOUNTING													
						10 Single fixture <input type="checkbox"/>													





Sportslighting



Regional Distribution Center Stock List

Part Number	Catalog Number	UPC Code	Description	CA 03	IL 06	PA 10	SC 07	TX 04	VA 08	Wt. each	Ctn. Qty.	Price
26103709901	261-0370-9901	785988003600	Lamp, 1000w MH						●	1.0	EA	
26107349901	261-0734-9901	785988002276	Lamp, 1500w MH, SportsStar						●	1.0	EA	
SLS1000H125L	SLS-1000H-125-L		Sportsliter, 1000w MH, NEMA 2, 480V consists of: SLS-A1000H5 + SLS-R2 + 261-0370-9901						●	48.0	EA	
SLS1000H128L	SLS-1000H-128-L		Sportsliter, 1000w MH, NEMA 2, Quad- tap consists of: SLS-A1000H8 + SLS-R2 + 261-0370-9901						●	48.0	EA	
SLS1000H135L	SLS-1000H-135-L		Sportsliter, 1000w MH, NEMA 3, 480V consists of: SLS-A 1000H5 + SLS-R3A + 261-0370-9901						●	48.0	EA	
SLS1000H138L	SLS-1000H-138-L		Sportsliter, 1000w MH, NEMA 3, Quad- Tap consists of: SLS-A1000H8 + SLS- R3A + 261-0370-9901						●	48.0	EA	
SLS1000H145L	SLS-1000H-145-L		Sportsliter, 1000w MH, NEMA 4, 480V consists of: SLS-A1000H5 + SLS-R4 + 261-0370-9901						●	48.0	EA	
SLS1000H148L	SLS-1000H-148-L		Sportsliter, 1000w MH, NEMA 4, Quad- Tap consists of: SLS-A1000H8 + SLS- R4 + 261-0370-9901						●	48.0	EA	
SLS1000H155L	SLS-1000H-155-L		Sportsliter, 1000w MH, NEMA 5, 480V consists of: SLS-A1000H5 + SLS-R5 + 261-0370-9901						●	48.0	EA	
SLS1000H158L	SLS-1000H-158-L		Sportsliter, 1000w MH, NEMA 5, Quad- Tap consists of: SLS-A1000H8 + SLS- R5 + 261-0370-9901						●	48.0	EA	
SLS1000H165L	SLS-1000H-165-L		Sportsliter, 1000w MH, NEMA 6, 480V consists of: SLS-A1000H5 + SLS-R6 + 261-0370-9901						●	48.0	EA	
SLS1000H168L	SLS-1000H-168-L		Sportsliter, 1000w MH, NEMA 6, Quad- Tap consists of: SLS-A1000H8 + SLS-R6 + 261-0370-9901						●	48.0	EA	
SLS1500H125L	SLS-1500H-125-L		Sportsliter 1500w MH, NEMA 2, 480V consists of: SLS-A1500H5 + SLS-R2 + 261-0734-9901						●	48.0	EA	
SLS1500H128L	SLS-1500H-128-L		Sportsliter 1500w MH, NEMA 2, Quad- Tap consists of: SLS-A1500H8 + SLS-R2 + 261-0734-9901						●	48.0	EA	
SLS1500H135L	SLS-1500H-135-L		Sportsliter, 1500w MH, NEMA 3, 480V consists of: SLS-A1500H5 + SLS-R3A + 261-0734-9901						●	51.0	EA	
SLS1500H138L	SLS-1500H-138-L		Sportsliter, 1500w MH, NEMA 3, Quad- Tap consists of: SLS-A1500H8 + SLS- R3A + 261-0734-9901						●	51.0	EA	
SLS1500H145L	SLS-1500H-145-L		Sportsliter, 1500w MH, NEMA 4, 480V consists of: SLS-A1500H5 + SLS-R4 + 261-0734-9901						●	51.0	EA	
SLS1500H148L	SLS-1500H-148-L		Sportsliter, 1500w MH, NEMA 4, Quad-Tap consists of: SLS-A1500H8 + SLS-R4 + 261-0734-9901						●	51.0	EA	
SLS1500H155L	SLS-1500H-155-L		Sportsliter, 1500w MH, NEMA 5, 480V consists of: SLS-A1500H5 + SLS-R5 + 261-0734-9901						●	51.0	EA	
SLS1500H158L	SLS-1500H-158-L		Sportsliter, 1500w MH, NEMA 5, Quad-Tap consists of: SLS-A1500H8 + SLS-R5 + 261-0734-9901						●	51.0	EA	

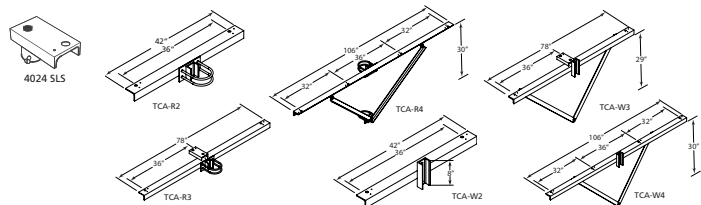


Sportlighting

35 SCHEDULED STOCK SHIPMENTS

Regional Distribution Center Stock List

Part Number	Catalog Number	UPC Code	Description	CA 03	IL 06	PA 10	SC 07	TX 04	VA 08	Wt. each	Ctn. Qty.	Price
SLS1500H165L	SLS-1500H-165-L		Sportlitter, 1500w MH, NEMA 6, 480V consists of: SLSA1500H5 + SLS-R6 + 261-0734-9901						●	51.0	EA	
SLS1500H168L	SLS-1500H-168-L		Sportlitter, 1500w MH, NEMA 6, Quad-Tap consists of: SLS-A1500H8 + SLS-R6 + 261-0734-9901						●	51.0	EA	
SLSA1000H5	SLSA-1000H5	785988561162	Sportlitter ballast housing, 1000w MH, 480V						●	33.3	EA	
SLSA1000H8	SLSA-1000H8	785988561179	Sportlitter ballast housing, 1000w MH, Quad-Tap						●	32.3	EA	
SLSA1500H5	SLSA-1500H5	785988561360	Sportlitter ballast housing, 1500w MH, 480V						●	44.3	EA	
SLSA1500H8	SLSA-1500H8	785988561377	Sportlitter ballast housing, 1500w MH, Quad-Tap						●	44.6	EA	
SLSR2	SLS-R2	785988270828	Reflector, NEMA 2						●	2.7	EA	
SLSR3A	SLS-R3A	785988270835	Reflector, NEMA 3						●	2.7	EA	
SLSR4	SLS-R4	785988270842	Reflector, NEMA 4						●	2.8	EA	
SLSR5	SLS-R5	785988270859	Reflector, NEMA 5						●	13.0	EA	
SLSR6	SLS-R6	785988270828	Reflector, NEMA 6						●	32.0	EA	



Sportlighting Mounting Accessories

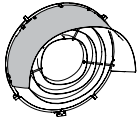
35 SCHEDULED STOCK SHIPMENTS

Regional Distribution Center Stock List

Part Number	Catalog Number	UPC Code	Description	CA 03	IL 06	PA 10	SC 07	TX 04	VA 08	Wt. each	Ctn. Qty.	Price
4024SLS	4024SLS	785988310401	Slipfitter, Steel, 2-3/8" Tenon, Gray						●	6.1	EA	
TCAR2	TCAR2	785988496426	Mounting bracket, Crossarm, Round steel pole, 2 Fixture						●	28.0	EA	
TCAR3	TCAR3	785988496488	Mounting bracket, Crossarm, Round steel pole, 3 Fixture						●	70.0	EA	
TCAR4	TCAR4	785988496433	Mounting bracket, Crossarm, Round steel pole, 4 Fixture						●	106.0	EA	
TCAW2	TCAW2	785988496488	Mounting bracket, Crossarm, Wood Pole, 2 Fixture						●	21.0	EA	
TCAW3	TCAW3	785988496457	Mounting bracket, Crossarm, Wood Pole, 3 Fixture						●	80.0	EA	
TCAW4	TCAW4	785988496464	Mounting bracket, Crossarm, Wood Pole, 4 Fixture						●	106.0	EA	



SLS-V2



SLS-LV

Sportslighting Mounting Accessories



10-Day Quick Ship Ordering Guide

CATALOG NUMBER	DESCRIPTION
850-0163-0104	Door frame, Lens assembly
SLSV2	Visor



Sportsliter Series Luminaire

Integral Ballasted, Axial and Horizontal



10-Day Quick Ship Ordering Guide


Order Limit Per Fixture Selection: 25 (Contact factory for larger quantities)

SLS	-	[]	-	[]	8	[]	-	WH	-	[]
SERIES				BALLAST		VOLTAGE		OPTION		
SLS Sportsliter				1 HPF		5 480V 8 QuadTap (120, 208, 240,277)		Blank None V2 12" External Visor (shipped separately)		
		WATTAGE/SOURCE			BEAM DISTRIBUTION					LAMP
		1000H 1000w Metal Halide 1500H 1500w Metal Halide			N Narrow M Medium W Wide 2 NEMA Type 2 3 NEMA Type 3 4 NEMA Type 4 5 NEMA Type 5 6 NEMA Type 6					Blank None L Lamp (shipped separately)

ALTITUDE™

Clemson University, Clemson, South Carolina

This is The Next Revolution in LED Outdoor Lighting.
This is Kim Lighting.



www.kimlighting.com/products/altitude





Bell Stem - Path Lighting

Regional Distribution Center Stock List

Part Number	Catalog Number	UPC Code	Description	CA 03	IL 06	PA 10	SC 07	TX 04	Wt. each	Ctn. Qty.	Price
BN165NB	BN165NB		50W PAR20 Hal., 60W A-19 Incand., 120V, Die-Cast Brass, Natural Bronze	●					9	1	
EL160DB	EL160DB		50W PAR20 Hal., 60W A-19 Incand., 120V, Die-Cast Alum., Dark Bronze	●					5	1	



Bullet-Accent Lighting



Regional Distribution Center Stock List

Part Number	Catalog Number	UPC Code	Description	CA 03	IL 06	PA 10	SC 07	TX 04	Wt. each	Ctn. Qty.	Price
EL220BL	EL220BL		150W PAR38 Incand./Hal., 150W R40 Incand., 120V, Die-Cast Alum., Black	●					6	1	
EL220DB	EL220DB		150W PAR38 Incand./Hal., 150W R40 Incand., 120V, Die-Cast Alum., Dark Bronze	●					6	1	
EL220GR	EL220GR		150W PAR38 Incand./Hal., 150W R40 Incand., 120V, Die-Cast Alum., Verde Green	●					6	1	




Micro-Flood-Accent Lighting



Regional Distribution Center Stock List

Part Number	Catalog Number	UPC Code	Description	CA 03	IL 06	PA 10	SC 07	TX 04	Wt. each	Ctn. Qty.	Price
EL215BL	EL215BL		50-100W Mini-can Hal. 120V, Die-Cast Alum., Black	●					3	1	
EL215DB	EL215DB		50-100W Mini-can Hal. 120V, Die-Cast Alum., Dark Bronze	●					3	1	
EL215GR	EL215GR		50-100W Mini-can Hal. 120V, Die-Cast Alum., Verde Green	●					3	1	
KLV215BL	KLV215BL		20-50W T-3 or T-4 Bipin Hal., 20-50W TM16 Bipin Hal., 12V, Verde Green	●					3	1	
KLV215DB	KLV215DB		20-50W T-3 or T-4 Bipin Hal., 20-50W TM16 Bipin Hal., 12V, Dark Bronze	●					3	1	
KLV215GR	KLV215GR		20-50W T-3 or T-4 Bipin Hal., 12V, Die-Cast Alum., Verde Green	●					3	1	
KLV216BL	KLV216BL		20-50W TMR16 Bipin Hal., 12V, Die-Cast Alum., Dark Bronze	●					3	1	
KLV216DB	KLV216DB		20-50W TMR16 Bipin Hal., 12V, Die-Cast Alum., Dark Bronze	●					3	1	
KLV216GR	KLV216GR		20-50W TMR16 Bipin Hal., 12V, Die-Cast Alum., Verde Green	●					3	1	
KLV217/3L3K/DB	KLV217/3L3K/DB		3.6W, 3 LED's, 3000K, 12V, Die-Cast Alum., Dark Bronze	●					3	1	



Minivault- In-Grade Lighting



Regional Distribution Center Stock List

Part Number	Catalog Number	UPC Code	Description	CA 03	IL 06	PA 10	SC 07	TX 04	Wt. each	Ctn. Qty.	Price
KLV360BL	KLV360BL		20-70W, MR16 Bipin Hal., 12V, Die-Cast Alum., Black	●					5	1	
KLV360DB	KLV360DB		20-70W, MR16 Bipin Hal., 12V, Die-Cast Alum., Dark Bronze	●					5	1	
KLV365BL	KLV365BL		20-70W, MR16 Bipin Hal., 12V, Die-Cast Alum., Black, w/ Half-Shield	●					5	1	
KLV365DB	KLV365DB		20-70W, MR16 Bipin Hal., 12V, Die-Cast Alum., Dark Bronze, w/ Half-Shield	●					5	1	
KLV366/3L3K/DB	KLV366/3L3K/DB		3L5K 3.6W, 3 LED's 5000K, 12V, Die-Cast Alum., Dark Bronze	●					5	1	
KLV361/3L3K/DB	KLV361/3L3K/DB		3L5K 3.6W, 3 LED's 5000K, 12V, Die-Cast Alum., Dark Bronze, w/ Half-Shield	●					5	1	



MR11/MR16 - Accent Lighting



Regional Distribution Center Stock List

Part Number	Catalog Number	UPC Code	Description	CA 03	IL 06	PA 10	SC 07	TX 04	Wt. each	Ctn. Qty.	Price
KLV200BL	KLV200BL		20-50W, MR11 Bipin Hal., 12V, Die-Cast Alum., Black	●					2	1	
KLV200DB	KLV200DB		20-50W, MR11 Bipin Hal., 12V, Die-Cast Alum., Dark Bronze	●					2	1	
KLV200GR	KLV200GR		20-50W, MR11 Bipin Hal., 12V, Die-Cast Alum., Verde Green	●					2	1	
KLV201BL	KLV201BL		20-70W, MR16 Bipin Hal., 12V, Die-Cast Alum., Black	●					2	1	
KLV201DB	KLV201DB		20-70W, MR16 Bipin Hal., 12V, Die-Cast Alum., Dark Bronze	●					2	1	
KLV201GR	KLV201GR		20-70W, MR16 Bipin Hal., 12V, Die-Cast Alum., Verde Green	●					2	1	



Mushroom - Path Lighting



Regional Distribution Center Stock List

Part Number	Catalog Number	UPC Code	Description	CA 03	IL 06	PA 10	SC 07	TX 04	Wt. each	Ctn. Qty.	Price
EL115BL	EL115BL		40W, A-19 Incand., 120V, Die-Cast Alum., Black	●					4	1	
EL115DB	EL115DB		40W, A-19 Incand., 120V, Die-Cast Alum., Dark Bronze	●					4	1	
EL115GR	EL115GR		40W, A-19 Incand., 120V, Die-Cast Alum., Verde Green	●					4	1	
EL116GR	EL116GR		40W, A-19 Incand., 120V, Die-Cast Alum., Verde Green, w/ Louver	●					4	1	



Mushroom - Path Lighting (Cont.)



Regional Distribution Center Stock List

Part Number	Catalog Number	UPC Code	Description	CA 03	IL 06	PA 10	SC 07	TX 04	Wt. each	Ctn. Qty.	Price
KLV115BL	KLV115BL		25-50W, A-19 Incand., 12V, Die-Cast Alum., Black, w/ 25W Lamp	•					4	1	
KLV115GR	KLV115GR		25-50W, A-19 Incand., 12V, Die-Cast Alum., Verde Green, w/ 25W Lamp	•					4	1	



Ravenna Highlighter - Path Lighting



Regional Distribution Center Stock List

Part Number	Catalog Number	UPC Code	Description	CA 03	IL 06	PA 10	SC 07	TX 04	Wt. each	Ctn. Qty.	Price
BN175VG	BN175VG		20-50W, MR16 Bipin Hal., 120V, Die-Cast Brass, Verde Green Patina	•					12	1	
EL170BL	EL170BL		20-50W, MR16 Bipin Hal., 120V, Die-Cast Alum., Black	•					5	1	
EL170DB	EL170DB		20-50W, MR16 Bipin Hal., 120V, Die-Cast Alum., Dark Bronze	•					5	1	
EL170GR	EL170GR		20-50W, MR16 Bipin Hal., 120V, Die-Cast Alum., Verde Green	•					5	1	
KLV170BL	KLV170BL		20-50W, MR16 Bipin Hal., 12V, Die-Cast Alum., Black	•					5	1	
KLV170DB	KLV170DB		20-50W, MR16 Bipin Hal., 12V, Die-Cast Alum., Dark Bronze	•					5	1	
KLV170GR	KLV170GR		20-50W, MR16 Bipin Hal., 12V, Die-Cast Alum., Verde Green	•					5	1	
KLV175VG	KLV175VG		20-50W, MR16 Bipin Hal., 12V, Die-Cast Brass, Verde Green Patina	•					12	1	



Ravenna Lowlighter - Path Lighting



Regional Distribution Center Stock List

Part Number	Catalog Number	UPC Code	Description	CA 03	IL 06	PA 10	SC 07	TX 04	Wt. each	Ctn. Qty.	Price
BN275NB	BN275NB		20-50W, MR16 Bipin Hal., 120V, Die-Cast Brass, Natural Bronze	•					8	1	
BN275VG	BN275VG		20-50W, MR16 Bipin Hal., 120V, Die-Cast Brass, Verde Green Patina	•					8	1	
EL270BL	EL270BL		20-50W, MR16 Bipin Hal., 120V, Die-Cast Alum., Black	•					4	1	
EL270DB	EL270DB		20-50W, MR16 Bipin Hal., 120V, Die-Cast Alum., Dark Bronze	•					4	1	
EL270GR	EL270GR		20-50W, MR16 Bipin Hal., 120V, Die-Cast Alum., Verde Green	•					4	1	



Ravenna Lowlighter - Path Lighting (Cont.)



Regional Distribution Center Stock List

Part Number	Catalog Number	UPC Code	Description	CA 03	IL 06	PA 10	SC 07	TX 04	Wt. each	Ctn. Qty.	Price
KLV270BL	KLV270BL		20-50W, MR16 Bipin Hal., 12V, Die-Cast Alum., Black	●					4	1	
KLV270DB	KLV270DB		20-50W, MR16 Bipin Hal., 12V, Die-Cast Alum., Dark Bronze	●					4	1	
KLV270GR	KLV270GR		20-50W, MR16 Bipin Hal., 12V, Die-Cast Alum., Verde Green	●					4	1	
KLV275NB	KLV275NB		20-50W, MR16 Bipin Hal., 12V, Die-Cast Brass, Natural Bronze	●					8	1	



Scarab - Accent Lighting



Regional Distribution Center Stock List

Part Number	Catalog Number	UPC Code	Description	CA 03	IL 06	PA 10	SC 07	TX 04	Wt. each	Ctn. Qty.	Price
C725NB	C725NB		35-50W, PAR20 Hal., 120V, Die-Cast Brass, Natural Bronze	●					5	1	
C725VG	C725VG		35-50W, PAR20 Hal., 120V, Die-Cast Brass, Verde Green Patina	●					5	1	
C735NB	C735NB		50-75W, PAR30 Hal., 120V, Die-Cast Brass, Natural Bronze	●					6	1	
C735VG	C735VG		50-75W, PAR30 Hal., 120V, Die-Cast Brass, Verde Green Patina	●					6	1	
C745NB	C745NB		45-150W, PAR38 Incand., Hal., 120V, Die Cast Brass, Natural Bronze	●					7	1	
C745VG	C745VG		45-150W, PAR38 Incand., Hal., 120V, Die-Cast Brass, Verde Green Patina	●					7	1	
EL720BL	EL720BL		35-50W, PAR20 Hal., 120V, Die-Cast Alum., Black	●					3	1	
EL720DB	EL720DB		35-50W, PAR20 Hal., 120V, Die-Cast Alum., Dark Bronze	●					3	1	
EL720GR	EL720GR		35-50W, PAR20 Hal., 120V, Die-Cast Alum., Verde Green	●					3	1	
EL730BL	EL730BL		50-75W, PAR30 Hal., 120V, Die-Cast Alum., Black	●					3	1	
EL730DB	EL730DB		50-75W, PAR30 Hal., 120V, Die-Cast Alum., Dark Bronze	●					3	1	
EL730GR	EL730GR		50-75W, PAR30 Hal., 120V, Die-Cast Alum., Verde Green	●					3	1	
EL740BL	EL740BL		45-150W, PAR38 Incand., Hal., 120V, Die-Cast Alum., Black	●					4	1	
EL740DB	EL740DB		45-150W, PAR38 Incand., Hal., 120V, Die-Cast Alum., Dark Bronze	●					4	1	
EL740GR	EL740GR		45-150W, PAR38 Incand., Hal., 120V, Die-Cast Alum., Verde Green	●					4	1	



Scarab - Accent Lighting (Cont.)



Regional Distribution Center Stock List

Part Number	Catalog Number	UPC Code	Description	CA 03	IL 06	PA 10	SC 07	TX 04	Wt. each	Ctn. Qty.	Price
KLV710BL	KLV710BL		20-50W, MR16 Bipin Hal., 12V, Die-Cast Alum., Black	●					2	1	
KLV710DB	KLV710DB		20-50W, MR16 Bipin Hal., 12V, Die-Cast Alum., Dark Bronze	●					2	1	
KLV710GR	KLV710GR		20-50W, MR16 Bipin Hal., 12V, Die-Cast Alum., Verde Green	●					2	1	
KLV715NB	KLV715NB		20-50W, MR16 Bipin Hal., 12V, Die-Cast Brass, Natural Bronze	●					4	1	
KLV715VG	KLV715VG		20-50W, MR16 Bipin Hal., 12V, Die-Cast Brass, Verde Green Patina	●					4	1	
KLV725NB	KLV725NB		20-75W, MR16 Bipin Hal., 12V, Die-Cast Brass, Natural Bronze	●					5	1	
KLV721/3L3K/DB	KLV721/3L3K/DB		3.6W, 3 LED's, 3000K, 12V, Die-Cast Alum., Dark Bronze	●					3	1	
KLV721/3L5K/DB	KLV721/3L5K/DB		3.6W, 3 LED's, 5000K, 12V, Die-Cast Alum., Dark Bronze	●					3	1	




Sign/Wall Lighter - Accent Lighting



Regional Distribution Center Stock List

Part Number	Catalog Number	UPC Code	Description	CA 03	IL 06	PA 10	SC 07	TX 04	Wt. each	Ctn. Qty.	Price
4348/154T5HO/DB	4348/154T5HO/DB		(1) 54W T-5 HO Lamp, 120-277V, Die-Cast Alum., Dark Bronze	●					21	1	
4348/254T5HO/DB	4348/254T5HO/DB		(2) 54W T-5 HO Lamps, 120-277V, Die-Cast Alum., Dark Bronze	●					21	1	
4348/BL	4348/BL		(1) 32W T-8 Lamp, 120-277V, Die-Cast Alum., Black	●					21	1	
4348/DB	4348/DB		(1) 32W T-8 Lamp, 120-277V, Die-Cast Alum., Dark Bronze	●					21	1	



Spun - Accent Lighting



Regional Distribution Center Stock List

Part Number	Catalog Number	UPC Code	Description	CA 03	IL 06	PA 10	SC 07	TX 04	Wt. each	Ctn. Qty.	Price
EL235DB	EL235DB		50W, PAR20 Hal., 50W R20 Incand., 120V, Die-Cast Alum., Dark Bronze	●					2	1	
EL235GR	EL235GR		50W, PAR20 Hal., 50W R20 Incand., 120V, Die-Cast Alum., Verde Green	●					2	1	
C14	C14		50W, PAR20 Hal., 50W R20 Incand., 120V, Spun Copper, Cast Bronze, Natural Copper	●					3	1	
C15	C15		50W, PAR20 Hal., 50W R20 Incand., 120V, Spun Copper, Cast Bronze, Verde Copper	●					3	1	



Spun Copper Bullet - Accent Lighting



Regional Distribution Center Stock List

Part Number	Catalog Number	UPC Code	Description	CA 03	IL 06	PA 10	SC 07	TX 04	Wt. each	Ctn. Qty.	Price
C24	C24		150W, PAR38 Incand./Hal., 150W, R40 Incand., 120V, Spun Copper, Cast Bronze, Natural	●					6	1	



Square Hood - Accent Lighting



Regional Distribution Center Stock List

Part Number	Catalog Number	UPC Code	Description	CA 03	IL 06	PA 10	SC 07	TX 04	Wt. each	Ctn. Qty.	Price
EL205BL	EL205BL		50W, PAR20 Hal., 50W, R20 Incand., 120V, Die-Cast Alum., Black	●					3	1	
EL205DB	EL205DB		50W, PAR20 Hal., 50W, R20 Incand., 120V, Die-Cast Alum., Dark Bronze	●					3	1	
EL205GR	EL205GR		50W, PAR20 Hal., 50W, R20 Incand., 120V, Die-Cast Alum., Verde Green	●					3	1	
KLV205BL	KLV205BL		20-75W, MR16 Bipin Hal., 12V, Die-Cast Alum., Black	●					3	1	
KLV205DB	KLV205DB		20-75W, MR16 Bipin Hal., 12V, Die-Cast Alum., Dark Bronze	●					3	1	
KLV205GR	KLV205GR		20-75W, MR16 Bipin Hal., 12V, Die-Cast Alum., Verde Green	●					3	1	
EL210BL	EL210BL		150W, PAR38 Incand./Hal., 120V, Die-Cast Alum., Black	●					3	1	
EL210DB	EL210DB		150W, PAR38 Incand./Hal., 120V, Die-Cast Alum., Dark Bronze	●					3	1	
EL210GR	EL210GR		150W, PAR38 Incand./Hal., 120V, Die-Cast Alum., Verde Green	●					3	1	



The Path Pilot® - Path Lighting



Regional Distribution Center Stock List

Part Number	Catalog Number	UPC Code	Description	CA 03	IL 06	PA 10	SC 07	TX 04	Wt. each	Ctn. Qty.	Price
EL105BL	EL105BL		75W, A-19 Incand., 100W, A-21 Incand., 120V, Die-Cast Alum., Black	●					4	1	
EL105DB	EL105DB		75W, A-19 Incand., 100W A-21 Incand., 120V, Die-Cast Alum., Dark Bronze	●					4	1	
EL105GR	EL105GR		75W, A-19 Incand., 100W A-21 Incand., 120V, Die-Cast Alum., Verde Green	●					4	1	
EL106DB	EL106DB		20-50W, T-3 or T-4 Bipin Hal., 12V, Die-Cast Alum., Dark Bronze	●					5	1	
EL106GR	EL106GR		20-50W, T-3 or T-4 Bipin Hal., 12V, Die-Cast Alum., Verde Green	●					5	1	



Traditional - Path Lighting



Regional Distribution Center Stock List

Part Number	Catalog Number	UPC Code	Description	CA 03	IL 06	PA 10	SC 07	TX 04	Wt. each	Ctn. Qty.	Price
BN179NB	BN179NB		60W, A-19 Incand., 120V, Die-Cast Brass, Natural Brass, 8" Stem	●					4	1	
BN179VG	BN179VG		60W, A-19 Incand., 120V, Die-Cast Brass, Verde Green Patina, 8" Stem	●					4	1	
BN182NB	BN182NB		60W, A-19 Incand., 120V, Die-Cast Brass, Natural Brass, 13" Stem	●					5	1	
BN187NB	BN187NB		60W, A-19 Incand., 120V, Die-Cast Brass, Natural Brass, 20" Stem	●					6	1	
BN187VG	BN187VG		60W, A-19 Incand., 120V, Die-Cast Brass, Verde Green Patina, 20" Stem	●					6	1	
EL177BL	EL177BL		60W, A-19 Incand., 120V, Die-Cast Alum., Black, 8" Stem	●					1-1/2	1	
EL180BL	EL180BL		60W, A-19 Incand., 120V, Die-Cast Alum., Black, 13" Stem	●					2	1	
EL180DB	EL180DB		60W, A-19 Incand., 120V, Die-Cast Alum., Dark Bronze, 13" Stem	●					2	1	
EL185GR	EL185GR		60W, A-19 Incand., 120V, Die-Cast Alum., Verde Green, 20" Stem	●					2-1/2	1	
KLV179NB	KLV179NB		50W, MR16 Bipin Hal., 12V, Die-Cast Brass, Natural Brass , 8" Stem	●					4	1	
KLV180BL	KLV180BL		50W, MR16 Bipin Hal., 12V, Die-Cast Alum., Black, 13" Stem	●					2	1	
KLV182NB	KLV182NB		50W, MR16 Bipin Hal., 12V, Die-Cast Brass, Natural Brass, 13" Stem	●					5	1	
KLV187NB	KLV187NB		50W, MR16 Bipin Hal., 12V, Die-Cast Brass, Natural Brass, 20" Stem	●					6	1	
EL177DB	EL177DB		60W, A-19 Incand., 120V, Die-Cast Alum., Natural Brass, 8" Stem	●					1-1/2	1	
H80BL	H80BL		Cone Hood for Traditional, Spun Alum., Black	●					1-1/2	1	
H80DB	H80DB		Cone Hood for Traditional, Spun Alum., Dark Bronze	●					1-1/2	1	
H80NB	H80NB		Cone Hood for Traditional, Spun Copper, Natural Brass	●					2-1/2	1	
H70DB	H70DB		Mushroom Hood for Traditional, Spun Alum., Dark Bronze	●					1-1/2	1	
H70GR	H70GR		Mushroom Hood for Traditional, Spun Alum., Verde Green	●					1-1/2	1	
H70NB	H70NB		Mushroom Hood for Traditional, Spun Copper, Raw Copper	●					2-1/2	1	
H70VG	H70VG		Mushroom Hood for Traditional, Spun Copper, Verde Green	●					2-1/2	1	
H60BL	H60BL		Pagoda Hood for Traditional, Spun Alum., Black	●					1	1	
H60DB	H60DB		Pagoda Hood for Traditional, Spun Alum., Dark Bronze	●					1	1	



Traditional - Path Lighting (Cont.)



Regional Distribution Center Stock List

Part Number	Catalog Number	UPC Code	Description	CA 03	IL 06	PA 10	SC 07	TX 04	Wt. each	Ctn. Qty.	Price
H60GR	H60GR		Pagoda Hood for Traditional, Spun Alum., Verde Green	●					1	1	
H60NB	H60NB		Pagoda Hood for Traditional, Spun Copper, Raw Copper	●					1-1/2	1	
H60VG	H60VG		Pagoda Hood for Traditional, Spun Copper, Verde Green Patina	●					1-1/2	1	



Traditional Floral - Path Lighting



Regional Distribution Center Stock List

Part Number	Catalog Number	UPC Code	Description	CA 03	IL 06	PA 10	SC 07	TX 04	Wt. each	Ctn. Qty.	Price
BN10	BN10		40W, A-19 Incand., 120V, Spun Copper and Cast Bronze, Verde Patina	●					4	1	
BR12	BR12		40W, A-19 Incand., 120V, Spun Copper and Cast Bronze, Natural	●					4	1	
KLV10	KLV10		25-50W, A-19 Incand., 12V, Spun Copper and Cast Bronze, Verde Patina	●					5	1	
KLV12	KLV12		25-50W, A-19 Incand., 12V, Spun Copper & Cast Bronze, Verde Patina, w/ 25W lamp	●					5	1	




Wren House - Path Lighting



Regional Distribution Center Stock List

Part Number	Catalog Number	UPC Code	Description	CA 03	IL 06	PA 10	SC 07	TX 04	Wt. each	Ctn. Qty.	Price
AN30	AN30		60W, A-19 Incand., 120V, Spun Copper and Cast Bronze, Verde Patina	●					5	1	
AR32	AR32		60W, A-19 Incand., 120V, Spun Copper and Cast Bronze, Natural	●					5	1	



12/12V Landscape Accessories



Regional Distribution Center Stock List

Part Number	Catalog Number	UPC Code	Description	CA 03	IL 06	PA 10	SC 07	TX 04	Wt. each	Ctn. Qty.	Price
KLV427	KLV427		500' #12-2 12V Cable	●					55	1	
KLV432	KLV432		500' #8-2 12V Cable	●					110	1	
KLV415BL	KLV415BL		1-5/8" dia., extruded Alum. with Die-Cast ends, Black	●					1	1	
KLV415DB	KLV415DB		1-5/8" dia., extruded Alum. with Die-Cast ends, Dark Bronze	●					1	1	
KLV415GR	KLV415GR		1-5/8" dia., extruded Alum. with Die-Cast ends, Dark Bronze	●					1	1	
KLV405BL	KLV405BL		2-1/4" dia., die-cast Alum. with 1/2" NPSM fixture mount, Black	●					1	1	
KLV405DB	KLV405DB		2-1/4" dia., die-cast Alum. with 1/2" NPSM fixture mount, Dark Bronze	●					1	1	
KLV410	KLV410		Two-piece connector, injection molded in black Valox	●					1	1	
KLV400BL	KLV400BL		Die-cast Alum. with 1/2" NPSM fixture mount for low voltage, Black	●					1	1	
KLV400DB	KLV400DB		Die-cast Alum. with 1/2" NPSM fixture mount for low voltage, Dark Bronze	●					1	1	
KLV400GR	KLV400GR		Die-cast Alum. with 1/2" NPSM fixture mount for low voltage, Verde Green	●					1	1	
J-27N/BL-P	J-27N/BL-P		Die-cast Alum. with 1/2" NPSM fixture mount, Black	●					2	1	
J-27N/DB-P	J-27N/DB-P		Die-cast Alum. with 1/2" NPSM fixture mount, Dark Bronze	●					2	1	
J-27N/PS-P	J-27N/PS-P		Die-cast Alum. with 1/2" NPSM fixture mount, Platinum Silver	●					2	1	
J-27N/VG-P	J-27N/VG-P		Die-cast Alum. with 1/2" NPSM fixture mount, Verde Green	●					2	1	
J-27N/WH-P	J-27N/WH-P		Die-cast Alum. with 1/2" NPSM fixture mount, White	●					2	1	
KLV-TC24	KLV-TC24		Timed control for on-off function, 15 min. resolution with manual override	●					1	1	
KLV-PC1	KLV-PC1		Button type enclosure with 1/2" NPT locknut, direct-mount, on-off control	●					1	1	
KLV600	KLV600		200W, 120V input, stainless steel compartment, multi-tap 12-15V output	●					17	1	
KLV605	KLV605		300W, 120V input, stainless steel compartment, multi-tap 12-15V output	●					18	1	
KLV620	KLV620		600W, 120V input, stainless steel compartment, multi-tap 12-15V output	●					31	1	
KLV625	KLV625		900W, 120V input, stainless steel compartment, multi-tap 12-15V output	●					33	1	
KLV640	KLV640		300W, 120 or 277V input, stainless steel burial enclosure, multi-tap 12-15V output	●					18	1	
KLV645	KLV645		600W, 120 or 277V input, stainless steel burial enclosure, multi-tap 12-15V output	●					31	1	



ALTITUDE™ LED PicoPrism® Technology



LT20: 20-Day Lead Time Shipping
Order Limit Per Fixture Selection: 25

ORDERING INFORMATION (Example)

1SA	ALT4P70	60L4K	QUAD	LG	3-4RD_POLE
MOUNTING		SOURCE	FIXTURE FINISH		POLE
<ul style="list-style-type: none"> 1SA 1 fixture Side Mt. 		<ul style="list-style-type: none"> 60L4K 60LED 4000K 60L5K 60LED 5000K 96L4K 96LED 4000K 96L5K 96LED 5000K 120L4K 120LED 4000K 120L5K 120LED 5000K 	<ul style="list-style-type: none"> BL Black LG Light Gray DB Dark Bronze SG Stealth Gray PS Platinum Silver WH White 		<ul style="list-style-type: none"> SQ_POLE Square Pole 3-4RD_POLE 3" to 4" Round Pole
	FIXTURE		VOLTAGE		
	<ul style="list-style-type: none"> ALT3P35 Type III, 350 mA ALT3P70 Type III, 700 mA ALT4P70 Type IV, 700 mA 		<ul style="list-style-type: none"> QUAD 120, 208, 240, 277 		



Kim Altitude™ installation at Clemson University, Clemson, SC



Small WARP9® eHID/HID

LT20
20 DAY LEAD TIME

LT20: 20-Day Lead Time Shipping
Order Limit Per Fixture Selection: 25

ORDERING INFORMATION (Example)

1SA

MOUNTING

- **1SA** 1 Arm Side Mt.

WP9SE3

150PMH

QUAD

SG

4"RD_POLE

SOURCE

Electronic Ballast

150PMH 150W PMH

Magnetic Ballast

150PMH 150W PMH

FIXTURE FINISH

- BL** Black
- LG** Light Gray
- DB** Dark Bronze
- SG** Stealth Gray
- PS** Platinum Silver
- WH** White

POLE

- SQ_POLE** Square Pole
- 4"RD_POLE** 4" Round Pole
- 5"RD_POLE** 5" Round Pole

FIXTURE

Electronic Ballast

WP9SE2 Type II Full-Cutoff

WP9SE3 Type III Forward Throw Full-Cutoff

Magnetic Ballast

WP9LM2 Type II Full-Cutoff

WP9LM3 Type III Forward Throw Full-Cutoff

VOLTAGE

Electronic Ballast

QUAD 120, 208, 240, 277V For 150W

Magnetic Ballast

QUAD 120, 208, 240, 277V For 150W



Large WARP9® eHID/HID

LT20
20 DAY LEAD TIME

LT20: 20-Day Lead Time Shipping
Order Limit Per Fixture Selection: 25

ORDERING INFORMATION (Example)

1SA

MOUNTING

- **1SA** 1 Arm Side Mt.

WP9LE3

250PMH

QUAD

SG

4"RD_POLE

SOURCE

Electronic Ballast

250PMH 250W PMH

400PMH 400W PMH

Magnetic Ballast

250PMH 250W PMH

400PMH 400W PMH

FIXTURE FINISH

- BL** Black
- LG** Light Gray
- DB** Dark Bronze
- SG** Stealth Gray
- PS** Platinum Silver
- WH** White

POLE

- SQ_POLE** Square Pole
- 4"RD_POLE** 4" Round Pole
- 6"RD_POLE** 6" Round Pole

FIXTURE

Electronic Ballast

WP9LE3 Type III Full-Cutoff

WP9LE4 Type IV Forward Throw Full-Cutoff

Magnetic Ballast

WP9LM3 Type III Full-Cutoff

WP9LM4 Type IV Forward Throw Full-Cutoff

VOLTAGE

Electronic Ballast

QUAD 120, 208, 240, 277V For 250W

208-277V For 400W

Magnetic Ballast

QUAD 120, 208, 240, 277V For 250W & 400W



Small WARP9® LED MicroEmitter® Technology

LT20
20 DAY LEAD TIME

LT20: 20-Day Lead Time Shipping
Order Limit Per Fixture Selection: 25

ORDERING INFORMATION (Example)

1SA

WP9SE3

60L5K

QUAD

SG

4"RD_POLE

MOUNTING

- 1SA 1 Arm Side Mt.

SOURCE

60L5K 60 LED, 5000K

FIXTURE FINISH

- BL Black
- LG Light Gray
- DB Dark Bronze
- SG Stealth Gray
- PS Platinum Silver
- WH White

POLE

- SQ_POLE Square Pole
- 4"RD_POLE 4" Round Pole

FIXTURE

- WP9SE3 Type III Full-Cutoff
- WP9SE4 Type IV Forward Throw Full-Cutoff

VOLTAGE

QUAD 120, 208, 240, 277V



Large WARP9® LED MicroEmitter® Technology

LT20
20 DAY LEAD TIME

LT20: 20-Day Lead Time Shipping
Order Limit Per Fixture Selection: 25

ORDERING INFORMATION (Example)

1SA

WP9LE3

120L5K

QUAD

SG

4"RD_POLE

MOUNTING

- 1SA 1 Arm Side Mt.

SOURCE

120L5K 60 LED, 5000K

FIXTURE FINISH

- BL Black
- LG Light Gray
- DB Dark Bronze
- SG Stealth Gray
- PS Platinum Silver
- WH White

POLE

- SQ_POLE Square Pole
- 4"RD_POLE 4" Round Pole
- VSF Vertical Slipfitter

FIXTURE

- WP9LE3 Type III Full-Cutoff
- WP9LE4 Type IV Forward Throw Full-Cutoff

VOLTAGE

QUAD 120, 208, 240, 277V



Small ARCHETYPE HID



LT20: 20-Day Lead Time Shipping
Order Limit Per Fixture Selection: 25

ORDERING INFORMATION (Example)

1SA	SAR3	150PMH	QUAD	BL	4"RD_POLE
MOUNTING		SOURCE		FIXTURE FINISH	POLE
<ul style="list-style-type: none"> 1SA 1 Arm Side Mt. 		100PMH 100W PMH 150PMH 150W PMH		BL Black LG Light Gray DB Dark Bronze SG Stealth Gray PS Platinum Silver WH White	SQ_POLE Square Pole 4"RD_POLE 4" Round Pole VSF Vertical Slipfitter
	FIXTURE		VOLTAGE		
	SAR3 Type III Full-Cutoff SAR4 Type IV Forward Throw Full-Cutoff		QUAD 120, 208, 240, 277V		



Large ARCHETYPE HID



LT20: 20-Day Lead Time Shipping
Order Limit Per Fixture Selection: 25

ORDERING INFORMATION (Example)

1A	AR3	250PMH	QUAD	BL	4"RD_POLE
MOUNTING		SOURCE		FIXTURE FINISH	POLE
<ul style="list-style-type: none"> 1A 1 Arm Side Mt. 		250PMH 250W PMH 400PMH 400W PMH		BL Black LG Light Gray DB Dark Bronze SG Stealth Gray PS Platinum Silver WH White	SQ_POLE Square Pole 4"RD_POLE 4" Round Pole 5"RD_Pole 5" Round Pole VSF Vertical Slipfitter
	FIXTURE		VOLTAGE		
	AR3 Type III Full-Cutoff AR4 Type IV Forward Throw Full-Cutoff		QUAD 120, 208, 240, 277V		

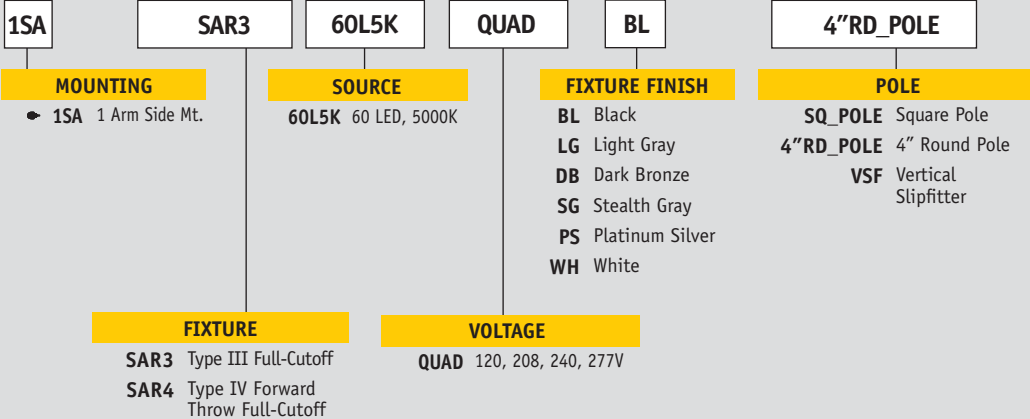


Small ARCHETYPE LED MicroEmitter® Technology

LT20
20 DAY LEAD TIME

LT20: 20-Day Lead Time Shipping
Order Limit Per Fixture Selection: 25

ORDERING INFORMATION (Example)

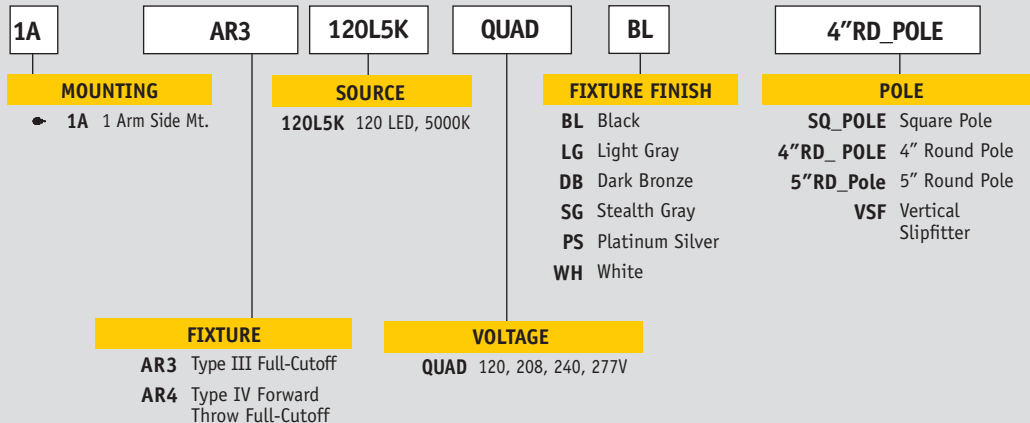


Large ARCHETYPE LED MicroEmitter® Technology

LT20
20 DAY LEAD TIME

LT20: 20-Day Lead Time Shipping
Order Limit Per Fixture Selection: 25

ORDERING INFORMATION (Example)





CFL PL/HID/LED MicroEmitter® Technology



LT20: 20-Day Lead Time Shipping
Order Limit Per Fixture Selection: 25

ORDERING INFORMATION (Example)

CFL1	42PL	QUAD	DB
FIXTURE	SOURCE	VOLTAGE	FIXTURE FINISH
CFL1 Compact Flood	FLUORESCENT 42PL 42W Fluorescent HID 50PMH 50W PMH 70PMH 70W PMH LED 27L3K 27 LED, 3000K 27L5K 27 LED, 5000K	QUAD 120, 208, 240, 277V	BL Black LG Light Gray DB Dark Bronze SG Stealth Gray PS Platinum Silver WH White



VRB HID/LED



LT20: 20-Day Lead Time Shipping
Order Limit Per Fixture Selection: 25

ORDERING INFORMATION (Example)

VRB1	70PMH	QUAD	WH	LESS AB&T
FIXTURE	SOURCE	VOLTAGE	FIXTURE FINISH	MOUNTING
VRB1 Vandal Resistant Bollard	HID 70W 70W PMH 100W 100W PMH LED 20L3K 20 LED, 3000K 20L5K 20 LED, 5000K	QUAD 120, 208, 240, 277V	BL Black LG Light Gray DB Dark Bronze SG Stealth Gray PS Platinum Silver WH White	LESS AB&T Without Anchor Bolts & Templates ¹

¹ Leave Anchor Bolts & Templates field blank if items are to be provided by Kim Lighting.



WALL DIRECTOR 14 FL/HID/LED MicroEmitter® Technology



LT20: 20-Day Lead Time Shipping
Order Limit Per Fixture Selection: 25

ORDERING INFORMATION (Example)

WD14D3	150PMH	QUAD	BK
FIXTURE	SOURCE	VOLTAGE	FIXTURE FINISH
WD14D2 Down, Type II WD14D3 Down, Type III WD14D4 Down, Type IV	HID 100W 100W PMH 150W 150W PMH LED 60L3K 60 LED, 3000K 60L5K 60 LED, 5000K	QUAD 120, 208, 240, 277V	BL Black LG Light Gray DB Dark Bronze SG Stealth Gray PS Platinum Silver WH White

SQUARE STEEL POLES - 4" (Non Tapered)



LT20: 20-Day Lead Time Shipping
Order Limit Per Fixture Selection: 25

ORDERING INFORMATION (Example)

KSS	KSS20	4120	LG
POLE TYPE	LENGTH	GAUGE	FIXTURE FINISH
KSS 4" Square Steel	KSS16 16 ft. KSS20 19.5 ft. KSS25 25 ft.	4120 4" x 11 Gauge	BL Black LG Light Gray DB Dark Bronze SG Stealth Gray PS Platinum Silver WH White

ROUND STEEL POLES - 4" (Non Tapered)



LT20: 20-Day Lead Time Shipping
Order Limit Per Fixture Selection: 25

ORDERING INFORMATION (Example)

KRS	KRS14	4120	LG
POLE TYPE	LENGTH	GAUGE	FIXTURE FINISH
KRS 4" Round Steel	KRS14 14 ft. KRS20 19.5 ft.	4120 4" x 11 Gauge	BL Black LG Light Gray DB Dark Bronze SG Stealth Gray PS Platinum Silver WH White



Lightvault® - Accent Lighting



KimNOW!® 5-Day Quick Ship Ordering Guide

Order Limit Per Fixture Selection: 6



FIXTURE

LTV10SP	Spot	Cast bronze lens ring, composite housing	150W PMH Multi-Tap Ballast (120, 208, 240 or 277V)
LTV10NF	Narrow Flood		



ACCESSORIES

GM10	Grout Ring
HS10	Bronze Half Shield Lens Ring
TR10	Trim Ring



Lightvault® - Accent or Wall Wash Lighting



KimNOW!® 5-Day Quick Ship Ordering Guide

Order Limit Per Fixture Selection: 6



FIXTURE

LTV22WW	Wall Wash	Cast bronze lens ring, composite housing	150W PMH Multi-Tap Ballast (120, 208, 240 or 277V)
----------------	-----------	--	--



ACCESSORIES

GM30	Grout Ring
HS10	Bronze Half Shield Lens Ring
TR10	Trim Ring



Lightvault® Accessories

Regional Distribution Center Stock List

Part Number	Catalog Number	UPC Code	Description	CA 03	IL 06	PA 10	SC 07	TX 04	Wt. each	Ctn. Qty.	Price
SS10	SS10		Brushed stainless-steel lens ring for LTV10NF or LTV22WW	•					15	1	



Lightvault® - Accent or Wall Wash Lighting



KimNOW!® 5-Day Quick Ship Ordering Guide

Order Limit Per Fixture Selection: 6



FIXTURE

LTV50SP	Spot	Cast bronze lens ring, composite housing	70W PMH Multi-Tap Ballast (120, 208, 240 or 277V)
LTV50NF	Narrow Flood		
LTV52WW	Wall Wash		



ACCESSORIES

GM50	Grout Ring
HS50	Bronze Half Shield Lens Ring
RG50	Bronze Rock Guard Lens Ring
TR50	Trim Ring



Compact Floodlight



KimNOW!® 5-Day Quick Ship Ordering Guide

Order Limit Per Fixture Selection: 15 except for CFL1/27L3KUV which is 10 units



FIXTURE

CFL1 Wide Flood



ELECTRICAL MODULE

50PMH Multi-Tap Ballast (120, 208, 240 or 277V)
70PMH
42PL Multi-Tap Ballast (120 thru 277V)
27L3KUV Universal Voltage from 120 to 277V with a ±10% tolerance¹



FIXTURE FINISH

DB Dark Bronze Alum.



ACCESSORIES

BD-CFL Barn Door, Dark Bronze Alum.
FH-CFL Fixed Hood, Dark Bronze Alum.
FS-CFL Full Shield, Dark Bronze Alum.
JB1 Architectural J-Box, Dark Bronze Alum.

¹ 27 LEDs, 3500K



Architectural Floodlight



KimNOW!® 5-Day Quick Ship Ordering Guide

Order Limit Per Fixture Selection: 15



FIXTURE

AFL11 Wide Flood
AFL12 Vertical Flood
AFL15 Spot



ELECTRICAL MODULE

150PMH/HDS Multi-Tap Ballast (120, 208, 240 or 277V) Heavy Duty Swivel (HDS)



FIXTURE FINISH

DB Dark Bronze Alum.



ACCESSORIES

BD Barn Door, Dark Bronze Alum.
FH Fixed Hood, Dark Bronze Alum.
AFL-LS Lexan SLX Glare Shield
SM2 Stanchion Mount Tenon, Dark Bronze Alum.
SMT Surface Mount Tenon, Dark Bronze Alum.



Architectural Floodlight



KimNOW!® 5-Day Quick Ship Ordering Guide

Order Limit Per Fixture Selection: 15



FIXTURE

AFL21 Wide Flood
AFL22 Vertical Flood
AFL25 Spot




ELECTRICAL MODULE

250PMH Multi-Tap Ballast (120, 208, 240 or 277V)
400PMH



FIXTURE FINISH

DB Dark Bronze Alum.



ACCESSORIES

BD2 Barn Door, Dark Bronze Alum.
FH2 Fixed Hood, Dark Bronze Alum.
AFL-LS2 Lexan SLX Glare Shield
SM2 Stanchion Mount Tenon, Dark Bronze Alum.
SMT Surface Mount Tenon, Dark Bronze Alum.
WM2 Wall Mount Tenon, Dark Bronze Alum.



Wall Director - Small Wall Mounted Luminaire



KimNOW!® 5-Day Quick Ship Ordering Guide

Order Limit Per Fixture Selection: 15



FIXTURE

WD14D3 Down Type III



ELECTRICAL MODULE

70PMH Multi-Tap Ballast
(120, 208, 240 or 277V)
150PMH



FIXTURE FINISH

DB Dark Bronze



FIXTURE OPTIONS

5DS14 5" Shield
WG14 Wire Guard
SCM14D Surface Conduit Mt. Down



Wall Director - Large Wall Mounted Luminaire



KimNOW!® 5-Day Quick Ship Ordering Guide

Order Limit Per Fixture Selection: 15



FIXTURE

WD18D3 Down Type III



ELECTRICAL MODULE

250PMH Multi-Tap Ballast
(120, 208, 240 or 277V)
400PMH



FIXTURE FINISH

DB Dark Bronze



FIXTURE OPTIONS

5DS18 5" Shield
WG18 Wire Guard
SCM18 Surface Conduit Mt. Down



Wall Forms® - Round



KimNOW!® 5-Day Quick Ship Ordering Guide

Order Limit Per Fixture Selection: 15



FIXTURE

WF21P Round with
Prismed Lens



ELECTRICAL MODULE

50PMH 50W Pulse Start
Metal Halide Multi-Tap Ballast
(120 thru 277V)
42PL 42W Compact
Fluorescent



FIXTURE FINISH

DB Dark Bronze



Vandal Resistant Round Bollard



KimNOW!® 5-Day Quick Ship Ordering Guide

Order Limit Per Fixture Selection: 4



ELECTRICAL MODULE

VRB1 **100PMH** Multi-Tap Ballast
(120, 208, 240 or 277V)
42PL Multi-Tap Ballast
(120 thru 277V)



FIXTURE FINISH

DB Dark Bronze Alum.
WH White Alum.



The Archetype® - Small Site/Roadway Luminaire



KimNOW!® 5-Day Quick Ship Ordering Guide

Order Limit Per Fixture Selection: 15



FIXTURE

SAR3 Type III
SAR5 Type V



ELECTRICAL MODULE

100PMH Multi-Tap Ballast
150PMH (120, 208, 240 or 277V)



FIXTURE FINISH

DB Dark Bronze



FIXTURE OPTIONS

1W/SAR Wall Mount



The Archetype® - Large Site/Roadway Luminaire



KimNOW!® 5-Day Quick Ship Ordering Guide

Order Limit Per Fixture Selection: 15



FIXTURE

AR3 Type III
AR5 Type V



ELECTRICAL MODULE

250PMH Multi-Tap Ballast
400PMH (120, 208, 240 or 277V)



FIXTURE FINISH

DB Dark Bronze



FIXTURE OPTIONS

AR/HS Houseside Shield
VSF1A Single Arm Vertical Slipfitter Mount
VSF2B Twin Arm Vertical Slipfitter Mount
1W/AR Wall Mount

NOTE: For projects requiring poles, please contact your local agency for availability and lead times. Kim Lighting's pole offerings are Made-To-Order products and are not apart of the KimNOW! 5-day shipping program.




PG Series Outdoor Emergency Lighting Unit

- 120/277 VAC
- Wet Location Listed
- Wall Mounting
- LED Light Engine



Regional Distribution Center Stock List

Part Number	Catalog Number	UPC Code	Description	CA 03	IL 06	PA 10	SC 07	TX 04	Wt. each	Ctn. Qty	Price
PGW	PGW	782520862060	"Wet Location Outdoor Emergency Lighting Unit, White Housing, Spectron® Circuitry"	•			•		6.20 lbs.	6	
PGZ	PGZ	782520862077	"Wet Location Outdoor Emergency Lighting Unit, Dark Bronze Housing, Spectron® Circuitry"	•			•		6.20 lbs.	6	
PGP	PGP	782520862084	"Wet Location Outdoor Emergency Lighting Unit, Platinum Silver Housing, Spectron® Circuitry"	•			•		6.20 lbs.	6	
PGB	PGB	782520862459	Wet Location Outdoor Emergency Lighting Unit, Black Housing, Spectron® Circuitry	•			•		6.20 lbs.	6	
PGW-HTR	PGW-HTR	782520862091	"Wet Location Outdoor Emergency Lighting Unit, White Housing, With Battery Heater, Spectron® Circuitry"		•	•			6.50 lbs.	6	
PGZ-HTR	PGZ-HTR	782520862107	Wet Location Outdoor Emergency Lighting Unit, Dark Bronze Housing, With Battery Heater, Spectron® Circuitry		•	•			6.50 lbs.	6	
PGP-HTR	PGP-HTR	782520862114	"Wet Location Outdoor Emergency Lighting Unit, Platinum Silver Housing, With Battery Heater, Spectron® Circuitry"		•	•			6.50 lbs.	6	
PGB-HTR	PGB-HTR	782520862466	Wet Location Outdoor Emergency Lighting Unit, Black Housing, With Battery Heater, Spectron® Circuitry		•	•			6.50 lbs.	6	



PGN Series Outdoor Emergency Lighting Unit

- 120/277 VAC
- Wet Location Listed
- Wall Mounting
- LED Light Engine



Regional Distribution Center Stock List

Part Number	Catalog Number	UPC Code	Description	CA 03	IL 06	PA 10	SC 07	TX 04	Wt. each	Ctn. Qty	Price
PGNW	PGNW	782520862589	LED Emergency/Normally On Lighting Unit, White Housing, Wet Location	•			•		6.00 lbs.	6	
PGNZ	PGNZ	782520862602	LED Emergency/Normally On Lighting Unit, Dark Bronze Housing, Wet Location	•	•		•		6.00 lbs.	6	
PGNP	PGNP	782520862596	LED Emergency/Normally On Lighting Unit, Silver Housing, Wet Location	•			•		6.00 lbs.	6	
PGNB	PGNB	782520862572	LED Emergency/Normally On Lighting Unit, Black Housing, Wet Location	•			•		6.00 lbs.	6	



PGF1 Series High Performance LED Sconce

- 120/277 VAC
- LED Light Engine
- Wet Location Listed
- Wall Mounting
- Optional Photo-cell (120VAC)



Regional Distribution Center Stock List

Part Number	Catalog Number	UPC Code	Description	CA 03	IL 06	PA 10	SC 07	TX 04	Wt. each	Ctn. Qty	Price
93037696	PGF1Z	782520866082	LED Based Sconce, UL1598 Wet Location, Dark Bronze	•			•		6.00 lbs.	6	
93037700	PGF1Z-PC1	782520866099	LED Based Sconce, UL1598 Wet Location, Dark Bronze, with 120VAC Photo-cell	•			•		6.00 lbs.	6	
93037695	PGF1P	782520866105	LED Based Sconce, UL1598 Wet Location, Platinum Silver	•			•		6.00 lbs.	6	
93037699	PGF1P-PC1	782520866112	LED Based Sconce, UL1598 Wet Location, Platinum Silver, with 120VAC Photo-cell	•			•		6.00 lbs.	6	




EV Series • Dual Voltage • 120/277 VAC • Wall or Ceiling Mounting



Regional Distribution Center Stock List

Part Number	Catalog Number	UPC Code	Description	CA 03	IL 06	PA 10	SC 07	TX 04	Wt. each	Ctn. Qty	Price
93036776	EV2	782520865405	2 head white LED Emergency Unit	•	•	•	•	•	2.00 lbs.	12	
93036777	EV2D	782520865412	2 head white LED Emergency Unit, Damp Listed	•			•		2.00 lbs.	12	
93036778	EV2DI	782520865429	2 head wht. LED with Spectron® Self-Diag., Damp Listed	•	•		•		2.00 lbs.	12	
93036783	EV4D	782520865474	2 head wht. LED, Remote Capacity, Damp Listed	•			•		2.00 lbs.	12	
93036784	EV4DI	782520865481	2 head LED, Remote Capacity, Spectron® Self-Diag., Damp	•			•		2.00 lbs.	12	
93036780	EV2DB	782520865443	2 head black LED Emergency Unit, Damp Listed	•	•		•		2.00 lbs.	12	
93036786	EV4DB	782520865504	2 head black LED, Remote Capacity, Damp Listed	•					2.00 lbs.	12	
93036779	EV2DI-24K	782520865436	2 head wht. LED, Spectron® Self-Diag., Damp, 220-240VAC	•			•		2.00 lbs.	12	



Ridgeline Series Outdoor Emergency Light

- UL924
- 120/277 VAC
- Wet Location Listed
- Wall and Ceiling Mounting



Regional Distribution Center Stock List

Part Number	Catalog Number	UPC Code	Description	CA 03	IL 06	PA 10	SC 07	TX 04	Wt. each	Ctn. Qty	Price
NRG304BE	NRG304BE	782520862145	Outdoor Emergency Perimeter Wall-Pack	•			•		10 lbs.	6	
WGC42FE	WGC42FE	782520862121	Ceiling Mounted Emergency Light	•					12.5 lbs.	6	
C942FE	C942FE	782520862138	Full-cutoff Emergency Wall-pack	•					11.5 lbs.	6	



EZ-2™ Series • 120/277VAC

• Surface Mounting



Regional Distribution Center Stock List

Part Number	Catalog Number	UPC Code	Description	CA 03	IL 06	PA 10	SC 07	TX 04	Wt. each	Ctn. Qty	Price
EZ-2	EZ-2	782520430023	6V 10.8W, White Housing	•	•	•	•	•	5.00 lbs.	6	
EZ-2-D	EZ-2-D	782520840365	6V 10.8W, White Housing, Damp Listed	•	•		•		6.00 lbs.	6	
EZ-2-V	EZ-2-V	782520837495	6V 10.8W, White Housing, With Voltmeter			•			5.20 lbs.	6	
EZ-2I	EZ-2I	782520837501	6V 14.4W, White Housing, Spectron® Circuitry	•	•	•	•	•	6.00 lbs.	6	



LZ Series • 120/277 VAC

• 5W MR16 Halogen Lamps



Regional Distribution Center Stock List

Part Number	Catalog Number	UPC Code	Description	CA 03	IL 06	PA 10	SC 07	TX 04	Wt. each	Ctn. Qty	Price
LZ2	LZ2	782520836740	6V 10W, White Housing	•	•	•	•	•	5.00 lbs.	6	
LZ2D	LZ2D	782520836788	6V 10W, White Housing, Damp Listed	•			•		5.00 lbs.	6	
LZ15	LZ15	782520852450	6V 15W, White Housing, Remote Capacity	•	•	•		•	6.00 lbs.	6	
LZ2-V	LZ2-V	782520837280	6V 10W, White Housing, Voltmeter			•			5.00 lbs.	6	
LZ2-B	LZ2-B	782520837280	6V 10W, Black Housing	•	•		•		5.00 lbs.	6	
LZ2DI	LZ2DI	782520849436	6V 10W, White Housing, Damp Listed, Spectron® Circuitry	•	•		•		5.00 lbs.	6	
LZ20N	LZ20N	782520837983	6V 20W, NiCad Battery, White Housing	•			•		7.00 lbs.	4	
LZ25N-12V	LZ25N-12V	782520837990	12V 25W, NiCad Battery, White Housing	•					7.50 lbs.	4	
LZ30	LZ30	782520837907	6V 30W, White Housing	•	•	•	•		8.40 lbs.	4	
LZ30-10W	LZ30-10W	782520851361	6V 30W, White Housing, Optional 10W Halogen Lamps	•	•				8.40 lbs.	4	
LZ30I	LZ30I	782520840419	6V 30W, White Housing, Spectron® Circuitry	•			•		8.40 lbs.	4	
LZ35-12V	LZ35-12V	782520837921	12V 35W, White Housing	•	•	•			9.40 lbs.	4	
LZ65	LZ65	782520837914	6V 65W, White Housing				•		12.80 lbs.	4	
LZ65-12V	LZ65-12V	782520837938	12V 65W, White Housing	•			•		12.80 lbs.	4	



CV Series • 120/277 VAC • Twin Head
• Designer Styling

35 SCHEDULED STOCK SHIPMENTS Regional Distribution Center Stock List

Part Number	Catalog Number	UPC Code	Description	CA 03	IL 06	PA 10	SC 07	TX 04	Wt. each	Ctn. Qty	Price
CV2	CV2	782520859381	6V 12W, White Housing	•			•		5.00 lbs.	6	
CV2-B	CV2-B	782520860547	6V 12W, Black Housing				•		5.00 lbs.	6	
CV2I	CV2I	782520860554	6V, 12W, White Housing, Spectron® Circuitry	•			•		5.00 lbs.	6	
CV2D	CV2D	782520859411	6V 11W, White Housing, Damp Location Listed				•		5.00 lbs.	6	
CV3	CV3	782520859398	6V 18W, White Housing	•			•		6.20 lbs	6	
CV5	CV5	782520859404	6V 30W, White Housing	•			•		7.75 lbs.	6	
CV5I	CV5I	782520860639	6V 30W, White Housing, Spectron® Circuitry	•					7.75 lbs.	6	



T-Grid Series • 120/277 VAC
• Recessed Emergency Light

35 SCHEDULED STOCK SHIPMENTS Regional Distribution Center Stock List

Part Number	Catalog Number	UPC Code	Description	CA 03	IL 06	PA 10	SC 07	TX 04	Wt. each	Ctn. Qty	Price
TG15	TG15	782520852269	6V 15W, White (No Remote Capacity)	•					12.40 lbs.	1	
TG30	TG30	782520852290	6V 30W, White, Remote Capacity	•					13.58 lbs.	1	
TG50-12V	TG50-12V	782520852320	12V 50W, White, Remote Capacity	•					13.58 lbs.	1	



EZ-2R Series • 120/277 VAC
• Recessed Mounting

35 SCHEDULED STOCK SHIPMENTS Regional Distribution Center Stock List

Part Number	Catalog Number	UPC Code	Description	CA 03	IL 06	PA 10	SC 07	TX 04	Wt. each	Ctn. Qty	Price
EZ-2R	EZ-2R	782520812065	6V 10.8W, Beige Housing	•	•	•	•		7.00 lbs.	7	
EZ-2RI	EZ-2RI	782520851422	6V 14.4W, Beige Housing, Spectron® Circuitry	•	•				7.00 lbs.	7	
F-CBM	F-CBM	782520812072	Troffer Mounting Kit				•		0.50 lbs.	1	



CVEC Series • 120/277 VAC • Twin Head • Remote Capacity



Regional Distribution Center Stock List

Part Number	Catalog Number	UPC Code	Description	CA 03	IL 06	PA 10	SC 07	TX 04	Wt. each	Ctn. Qty	Price
CVEC15	CVEC15	782520859466	6V 15W, White Housing	•			•		6.60 lbs.	1	
CVEC30	CVEC30	782520859473	6V 30W, White Housing	•			•		8.20 lbs.	1	
CVEC50	CVEC50	782520859480	6V 50W, White Housing	•			•		17.05 lbs.	1	
CVEC50-12V	CVEC50-12V	782520859497	12V 50W, White Housing	•			•		17.50 lbs.	1	
CVEC100-12V	CVEC100-12V	782520859503	12V 10W, White Housing	•					28.30 lbs.	1	



LM Series • 120/277 VAC • Remote Capacity • Metal Housing & Cover



Regional Distribution Center Stock List

Part Number	Catalog Number	UPC Code	Description	CA 03	IL 06	PA 10	SC 07	TX 04	Wt. each	Ctn. Qty	Price
LM2	LM2	782520843724	6V 14.4W, White (No Remote Capacity)	•	•	•	•		9.01 lbs.	1	
LM16	LM16	782520843731	6V 16W, White (No Remote Capacity)	•	•	•			9.10 lbs.	1	
LM16I	LM16I	782520851651	6V 16W, White (No Remote Capacity), Spectron® Circuitry	•			•		9.10 lbs.	1	
LM24CH	LM24CH	782520844288	6V 24W, Chicago Approved, White		•				10.00 lbs.	1	
LM36CH	LM36CH	782520844295	6V, 36W, Chicago Approved, White		•				11.6 lbs	1	
LM33	LM33	782520843748	6V 33W, White	•	•	•	•	•	11.30 lbs.	1	
LM33I	LM33I	782520851705	6V 33W, White, Spectron® Circuitry	•					11.30 lbs.	1	
LM40	LM40	782520843755	6V 40W, White	•			•		12.40 lbs.	1	
LM40-12V	LM40-12V	782520843816	12V 40W, White	•			•		12.40 lbs.	1	
LM66	LM66	782520843779	6V 66W, White	•		•			19.10 lbs.	1	
LM66-V	LM66-V	782520843779	6V 66W, White with Volt-Meter			•			19.10 lbs.	1	
LM66I	LM66I	782520851866	6V 66W, White, Spectron® Circuitry				•		19.01 lbs.	1	
LM66-12V	LM66-12V	782520843830	12V 66W, White	•		•			19.10 lbs.	1	
LM80	LM80	782520843786	6V 80W, White				•		22.00 lbs.	1	
LM80-12V	LM80-12V	782520843847	12V 80W, White	•					21.70 lbs.	1	
LM130	LM130	782520843809	6V 130W, White	•					28.60 lbs.	1	
LM130-12V	LM130-12V	782520843861	12V 130W, White	•			•		28.40 lbs.	1	



LiteScape® Series • 120/277 VAC
• 10W Halogen Lamps



Regional Distribution Center Stock List

Part Number	Catalog Number	UPC Code	Description	CA 03	IL 06	PA 10	SC 07	TX 04	Wt. each	Ctn. Qty	Price
LSC	LSC	782520855673	6V 20W, White Housing	●	●		●		6.00 lbs.	4	
LSCI	LSCI	782520855680	6V 20W, White Housing, Spectron® Circuitry	●			●		6.00 lbs.	4	
LSCN	LSCN	782520855697	6V 20W, NiCad Battery, White Housing	●					6.00 lbs.	4	




N4X Series • 120/277 VAC
• For Harsh Environments



Regional Distribution Center Stock List

Part Number	Catalog Number	UPC Code	Description	CA 03	IL 06	PA 10	SC 07	TX 04	Wt. each	Ctn. Qty	Price
N4X2	N4X2	782520364007	6V 15W, Black Housing	●			●		9.00 lbs.	1	
N4X2I	N4X2I	782520830403	6V 15W, Black Housing, Spectron® Circuitry	●			●		12.00 lbs.	1	
N4X4	N4X4	782520364106	6V 31W, Black Housing				●		12.00 lbs.	1	
N4X7	N4X7	782520364205	6V 50W, Black Housing				●		14.00 lbs.	1	
N4X7-12V	N4X7-12V	782520364403	12V 50W, Black Housing	●			●		14.00 lbs.	1	
N4X7-12VI	N4X7-12VI	782520852566	12V 50W, Black Housing, Spectron® Circuitry				●		14.00 lbs.	1	
N4X14-12V	N4X14-12V	782520822019	12V 100W, Black Housing				●		21.10 lbs.	1	
N4X14-12VI	N4X14-12VI	782520852559	12V 100W, Black Housing, Spectron® Circuitry				●		21.10 lbs.	1	



Lampak® Series • 120/277 VAC

• Powers Standard Lamps



Regional Distribution Center Stock List

Part Number	Catalog Number	UPC Code	Description	CA 03	IL 06	PA 10	SC 07	TX 04	Wt. each	Ctn. Qty	Price
93039236	UFO-RP1	782520866174	500 Initial Lumens, Operates (1)T8, T10, or T12 Lamp, Ni-Cad Battery, 120/277VAC	●			●		1.7 lbs.	1	
93039241	UFO-RP2	782520866181	700 Initial Lumens, Operates (1 or 2)T5, T5HO, T8, T10, or T12 Lamp, Ni-Cad Battery, 120/277VAC	●			●		2.7 lbs	1	
93039246	UFO-RP3	782520866198	1400 Initial Lumens, Operates (1 or 2)T5, T5HO, T8, T10, or T12 Lamp, Ni-Cad Battery, 120/277VAC	●			●		3.3 lbs	1	
UFO-LP1	UFO-LP1	782520856168	Low Profile for linear or long fluorescent lamp T5, T8(Powers 1 Lamp) 750 lumen output				●		3.4 lbs.	1	
UFO-LP2	UFO-LP2	782520856175	Low Profile for linear or long fluorescent lamp T5, T8(Powers 1 Lamp) 1250 lumen output				●		3.4 lbs.	1	
UFO-3AW	UFO-3AW	782520836320	350-450 Lumens (Powers 1 Lamp)	●	●	●	●	●	2.00 lbs.	1	
UFO-4W	UFO-4W	782520821470	500-600 Lumens (Powers 1 Lamp)	●		●	●		2.50 lbs.	1	
UFO-5W	UFO-5W	782520830007	600-700 Lumens (Powers 1 Lamp)	●			●		3.00 lbs.	1	
UFO-5AW	UFO-5AW	782520840853	600-700 Lumens (Powers 1 or 2 Lamps)				●		3.00 lbs.	1	
UFO-6W	UFO-6W	782520830014	1100-1400 Lumens (Powers 1 or 2 Lamps)	●			●	●	3.50 lbs.	1	
UFO-6W-CLD	UFO-6W-CLD	782520856144	1100-1400 Lumens (Powers 1 or 2 Lamps) -20C to 55C Cold Temp.				●		3.50 lbs.	1	
UFO-6WI	UFO-6WI	782520856212	1100-1400 Lumens (Powers 1 or 2 Lamps), Spectron® Circuitry				●		3.60 lbs.	1	
UFO-7W	UFO-7W	782520856151	1450-3500 Lumens (Powers 1 or 2 Lamps)				●		8.80 lbs.	1	
UFO-7WI	UFO-7WI	782520856229	1800-3500 Lumens (Powers 1 or 2 Lamps), Spectron® Circuitry				●		8.80 lbs.	1	
F-WC	F-WC	782520834425	Wire Bundle Cover (UFO-3AW through 6W only)				●		0.20 lbs.	1	



UFO-CF Series • 120/277 VAC
• Powers Compact Lamps

3 SCHEDULED STOCK SHIPMENTS Regional Distribution Center Stock List

Part Number	Catalog Number	UPC Code	Description	CA 03	IL 06	PA 10	SC 07	TX 04	Wt. each	Ctn. Qty	Price
UFO-CF1	UFO-CF1	782520863982	300-750 Lumens (Powers 1 Lamp)	●			●		3.00 lbs	10	
UFO-CF2	UFO-CF2	782520863999	700-1100 Lumens (Powers 1 Lamp)				●		4.30 lbs	10	
UFO-CF2-CLD	UFO-CF2-CLD	782520864002	700-1100 Lumens (Powers 1 Lamp) -20C to 55C Cold Temp.				●		3.60 lbs.	10	



UFO-PSMH Series • 120/277 VAC
• Metal Halide Battery Packs

3 SCHEDULED STOCK SHIPMENTS Regional Distribution Center Stock List

Part Number	Catalog Number	UPC Code	Description	CA 03	IL 06	PA 10	SC 07	TX 04	Wt. each	Ctn. Qty	Price
UFO-PSMH175	UFO-PSMH175	782520862756	Powers (1) 100-175 watt Pulse Start Metal Halide lamp				●		6.5 lbs	5	
UFO-PSMH400	UFO-PSMH400	782520862763	Powers (1) 200-250 watt Pulse Start Metal Halide lamp				●		6.5 lbs.	5	



UFO-LED Series • 120/277 VAC Inverter Output for 25 W/VA LED Luminaires

3 SCHEDULED STOCK SHIPMENTS Regional Distribution Center Stock List

Part Number	Catalog Number	UPC Code	Description	CA 03	IL 06	PA 10	SC 07	TX 04	Wt. each	Ctn. Qty	Price
93046793	UFO-LED20	782520866501	Powers up to 25 VA/W of LED luminaires with full lumen output			●	●		7.4 lbs	6	



LiteGear® Series • Input/Output 120/277 VAC or 277/277 VAC
• Single Phase System
• Interruption Emergency Power Supply

3 SCHEDULED STOCK SHIPMENTS Regional Distribution Center Stock List

Part Number	Catalog Number	UPC Code	Description	CA 03	IL 06	PA 10	SC 07	TX 04	Wt. each	Ctn. Qty	Price
LG1S	LG1S	782520862008	Wall surface mount, white finish	●			●		43.00 lbs	1	
LG1T	LG1T	782520862015	Recessed T-grid ceiling mount, white finish	●			●		41.00 lbs	1	
LG1R	LG1R	782520861995	Wall recessed mount, white finish	●			●		43.00 lbs	1	
93031771	LG2S	782520865313	Wall surface mount, white finish				●		78.00 lbs	1	
93031772	LG2SI	782520865368	250 VA/W Wall surface mount, white finish with Spectron®				●		78.00 lbs	1	

Distribution Locations= **CA03**: Ontario, California; **IL06**: Chicago Illinois; **PA10**: Bristol, Pennsylvania; **SC07**: Spartanburg, South Carolina; **TX04**: Dallas, Texas



ATSD Series

- Auxiliary Transfer Switch
- Allows egress lighting on emergency circuits on generators or inverters to be switched on/off locally

35 SCHEDULED STOCK SHIPMENTS Regional Distribution Center Stock List

Part Number	Catalog Number	UPC Code	Description	CA 03	IL 06	PA 10	SC 07	TX 04	Wt. each	Ctn. Qty	Price
ATSD	ATSD	782520856243	Luminaire mount 3 Amp capacity auxillary transfer switch				•		0.80 lbs	1	
ATSD20	ATSD20	782520863494	Wall mount 20 Amp capacity auxillary transfer switch				•		5.00 lbs	6	



EVE Series

- 120/277 VAC AC Only
- Thermoplastic Housing
- AC Only
- LED
- Damp Location Listed
- Nickel Metal Hydride

35 SCHEDULED STOCK SHIPMENTS Regional Distribution Center Stock List

Part Number	Catalog Number	UPC Code	Description	CA 03	IL 06	PA 10	SC 07	TX 04	Wt. each	Ctn. Qty	Price
93048320	EVEURW	782520866662	Standard AC Exit, red letters, white housing	•	•	•	•	•	2.50 lbs.	12	
93048321	EVEURWE	782520866679	Standard Emer. Exit, red letters, white housing	•	•	•	•	•	2.50 lbs.	12	
93048322	EVEURWEI	782520866686	Standard Emer. Exit with SD, red letters, white housing	•	•	•	•	•	2.50 lbs.	12	
93048323	EVEUGW	782520866730	Standard AC Exit, green letters, white housing	•		•			2.50 lbs.	12	
93048324	EVEUGWE	782520866747	Standard Emer. Exit, green letters, white housing	•		•			2.50 lbs.	12	
93048325	EVEUGWEI	782520866754	Standard Emer. Exit with SD, green letters, white housing	•		•			2.50 lbs.	12	
93048326	EVEURB	782520866716	Standard AC Exit, red letters, black housing	•			•		2.50 lbs.	12	
93048327	EVEURBE	782520866723	Standard Emer. Exit, red letters, black housing	•	•	•	•		2.50 lbs.	12	
93049532	EVEUGBE	782520866761	Standard Emer. Exit, green letters, black housing	•			•		2.50 lbs.	12	
93049531	EVEURW-2C	782520866709	Standard AC Exit, red letters, white housing, 2-circuit	•			•		2.50 lbs.	12	



EVC Series • 120/277 VAC
 • Thermoplastic Housing
 • Fully Adjustable LED Lamphood

• High Output LED
 • White or Black Finish
 • Ceiling, Wall or End Mount



Regional Distribution Center Stock List

Part Number	Catalog Number	UPC Code	Description	CA 03	IL 06	PA 10	SC 07	TX 04	Wt. each	Ctn. Qty	Price
93041415	EVCURW	782520866372	Red Letters, White Housing	•	•	•	•	•	3.65 lbs.	12	
93041416	EVCUGW	782520866389	Green Letters, White Housing	•	•		•		3.65 lbs.	12	
93041418	EVCURWD	782520866396	Red Letters, White Housing, Damp Listed	•			•		3.65 lbs.	12	
93041421	EVCURWD4	782520866402	Red Letters, White Hsg, Damp, Remote Capacity	•	•	•	•		3.65 lbs.	12	
93041422	EVCUGWD4	782520866419	Green Letters, White Hsg, Damp, Remote Capacity	•					3.65 lbs.	12	
93041419	EVCURWDI	782520866426	Red Letters, White Hsg, Damp, Spectron	•			•		3.65 lbs.	12	
93041420	EVCUGWDI	782520866433	Green Letters, White Hsg, Damp, Spectron	•					3.65 lbs.	12	
93042770	EVCURWD4I	782520866440	Red Letters, White Hsg, Damp, Remote Cap,Spectron	•			•		3.65 lbs.	12	
93042771	EVCURWD4-0	782520866457	Red Letters, White Hsg, Damp, Remote Cap, no-heads	•			•		3.65 lbs.	12	
93041417	EVCURBD	782520866471	Red Letters, Black Housing, Damp Listed	•			•		3.65 lbs.	12	
93041414	EVCURBD4	782520866488	Red Letters, Black Housing, Damp Listed, Remote Cap.	•					3.65 lbs.	12	



LX Series • 120/277 VAC AC Only
 • Thermoplastic Housing

• LED
 • Damp Location Listed



Regional Distribution Center Stock List

Part Number	Catalog Number	UPC Code	Description	CA 03	IL 06	PA 10	SC 07	TX 04	Wt. each	Ctn. Qty	Price
LXURW	LXURW	782520836375	Red Letters, White Housing, Single/Double Face	•	•	•	•	•	4.00 lbs.	12	
LXURW-2C	LXURW-2C	782520836535	Red Letters, White Housing, Single/Double Face, 2-circuit operation	•			•		5.00 lbs.	12	
LXURB	LXURB	782520836399	Red Letters, Black Housing, Single/Double Face	•			•		4.00 lbs.	12	
LXUGW	LXUGW	782520836412	Green Letters, White Housing, Single/Double Face	•	•				4.00 lbs.	12	
LXUGW-2C	LXUGW-2C	782520836573	Green Letters, White Housing, Single/Double Face, 2-circuit operation	•					4.50 lbs.	12	
PMLXW	PMLXW	782520837884	Pendant mounting kit, 12.5", White				•		2.00 lbs.	1	
FX2-E	FX2-E	782520841140	AC to Emergency Field Conversion Kit For Red Letter AC Signs				•		0.50 lbs.	12	



Regional Distribution Center Stock List

Part Number	Catalog Number	UPC Code	Description	CA 03	IL 06	PA 10	SC 07	TX 04	Wt. each	Ctn. Qty	Price
LXURWE	LXURWE	782520836450	Red Letters, White Housing, Single/Double Face	•	•	•	•	•	4.20 lbs.	12	
LXURWEI	LXURWEI	782520849603	Red Letters, White Housing, Single/Double Face, Spectron® Circuitry	•	•	•	•	•	4.20 lbs.	12	
LXURBE	LXURBE	782520836474	Red Letters, Black Housing, Single/Double Face	•	•	•	•		4.50 lbs.	12	
LXUGWE	LXUGWE	782520836498	Green Letters, White Housing, Single/Double Face	•	•			•	4.50 lbs.	12	
LXUGWEI	LXUGWEI	782520851453	Green Letters, White Housing, Single/Double Face, Spectron® Circuitry	•	•				4.50 lbs.	12	
LXUGBE	LXUGBE	782520836511	Green Letters, Black Housing, Single/Double Face	•			•		4.50 lbs.	12	
PMLXW	PMLXW	782520837884	Pendant mounting kit, 12.5", White				•		2.00 lbs.	1	



LT Tandem Series • 120/277 VAC • Thermoplastic Housing
• Emergency Unit Plus LED Exit Sign



Regional Distribution Center Stock List

Part Number	Catalog Number	UPC Code	Description	CA 03	IL 06	PA 10	SC 07	TX 04	Wt. each	Ctn. Qty	Price
LTURW	LTURW	782520837181	Red Letters, White Housing, Single/Double Face	•	•	•	•	•	9.20 lbs.	4	
LTURWD	LTURWD	782520837112	Red Letters, White Housing, Single/Double Face, Damp Location Listed				•		9.80 lbs.	4	
LTURWDI	LTURWDI	782520851446	Red Letters, White Housing, Single/Double Face, Damp Location Listed, Spectron® Circuitry	•			•		9.80 lbs.	4	
LTURW3	LTURW3	782520837075	Red Letters, White Housing, Single/Double Face, Remote Capacity	•	•	•	•		9.50 lbs.	4	
LTURW3-0	LTURW3-0	782520849184	Red Letters, White Housing, Single/Double Face, Remote Capacity, No Lighting Heads		•		•		9.50 lbs.		
LTURB	LTURB	782520837198	Red Letters, Black Housing, Single/Double Face	•			•		9.20 lbs.	4	
LTUGW	LTUGW	782520837174	Green Letters, White Housing, Single/Double Face	•	•		•		9.20 lbs.	4	



HCX Combination Series

- 120/277 VAC
- Thermoplastic Housing
- Emergency Unit Plus LED Exit Sign
- Halogen Emergency Lamps



Regional Distribution Center Stock List

Part Number	Catalog Number	UPC Code	Description	CA 03	IL 06	PA 10	SC 07	TX 04	Wt. each	Ctn. Qty	Price
HCXURW	HCXURW	782520860462	White Housing, Red Letters	•	•	•	•	•	8.10 lbs.	6	
HCXUGW	HCXUGW	782520860479	White Housing, Green Letters	•	•				8.10 lbs.	6	
HCXURB	HCXURB	782520861193	Red Letters, Black Housing	•					8.10 lbs.	6	
HCXURWRC12	HCXURWRC12	782520861216	White Housing, Red Letters, Remote Capacity	•	•		•		9.70 lbs.	6	
HCXUGWRC12	HCXUGWRC12	782520861223	White Housing, Green Letters, Remote Capacity	•					9.70 lbs.	6	
HCXURW-0-RC12	HCXURW-0-RC12	782520862022	White Housing, Red Letters, No Heads, 23W Remote Capacity	•	•		•		9.00 lbs.	6	
HCXUGW-0-RC12	HCXUGW-0-RC12	782520862039	White Housing, Green Letters, No Heads, 23W Remote Capacity	•			•		9.00 lbs.	6	



Sempra SE Series

- 120/277 VAC
- Cast Aluminum Housing
- LED



Regional Distribution Center Stock List

Part Number	Catalog Number	UPC Code	Description	CA 03	IL 06	PA 10	SC 07	TX 04	Wt. each	Ctn. Qty	Price
SESRWV11	SESRW	782520865184	Red Letters, White Housing, Single Face	•	•		•		6.00 lbs.	6	
SESRW-VTRV11	SESRW-VTR	782520865245	Red Letters, White Housing, Single Face with Vandal/Tamper-resistant Option	•					6.00 lbs.	6	
SESRWNV11	SESRWN	782520865214	Red Letters, White Housing, Brushed Aluminum Stencil, Single Face	•					6.00 lbs.	6	
SESRBV11	SESRB	782520865122	Red Letters, Black Housing, Single Face	•					6.00 lbs.	6	
SEDRWV11	SEDRW	782520864460	Red Letters, White Housing, Double Face	•			•		6.00 lbs.	6	
SEDRBV11	SEDRB	782520864408	Red Letters, White Housing, Double Face	•					6.00 lbs.	6	
SEDRWNV11	SEDRWN	782520864491	Red Letters, White Housing, Brushed Aluminum Stencil, Double Face	•					6.00 lbs.	6	
SESRBNV11	SESRBN	782520865153	Red Letters, Black Housing, Brushed Aluminum Stencil, Single Face	•	•	•	•		6.00 lbs.	6	
SEDRBNV11	SEDRBN	782520864439	Red Letters, Black Housing, Brushed Aluminum Stencil, Double Face	•					6.00 lbs.	6	
SESGWV11	SESGW	782520865061	Green Letters, White Housing, Single Face	•			•	•	6.00 lbs.	6	
SESGWNV11	SESGWN	782520865092	Green Letters, White Housing, Brushed Aluminum Stencil, Single Face	•					6.00 lbs.	6	



Regional Distribution Center Stock List

Part Number	Catalog Number	UPC Code	Description	CA 03	IL 06	PA 10	SC 07	TX 04	Wt. each	Ctn. Qty	Price
SESGBNV11	SESGBN	782520865030	Green Letters, Black Housing, Brushed Aluminum Stencil, Single Face	●			●		6.00 lbs.	6	
SESGBV11	SESGB	782520865009	Green Letters, Black Housing, Single Face	●					6.00 lbs.	6	
SEDGBNV11	SEDGBN	782520864316	Green Letters, Black Housing, Brushed Aluminum Stencil, Double Face	●			●		6.00 lbs.	6	
SESRWEV11	SESRWE	782520865196	Red Letters, White Housing, Single Face	●	●	●	●	●	6.00 lbs.	6	
SESRWEIV11	SESRWEI	782520865207	Red Letters, White Housing, Spectron® Circuitry, Single Face	●			●		6.00 lbs.	6	
SESRWE-VTRV11	SESRWE-VTR	782520865269	Red Letters, White Housing, Single Face	●					6.00 lbs.	6	
SESRWEI-VTRV11	SESRWEI-VTR	782520865283	Red Letters, White Housing, Spectron® Circuitry, Single Face	●					6.00 lbs.	6	
SESRWNEIV11	SESRWNEI	782520865238	Red Letters, White Housing, Brushed Aluminum Stencil, Spectron® Circuitry, Single Face	●					6.00 lbs.	6	
SESRWNEV11	SESRWNE	782520865221	Red Letters, White Housing, Brushed Aluminum Stencil, Single Face	●			●		6.00 lbs.	6	
SEDRWEV11	SEDRWE	782520864477	Red Letters, White Housing, Double Face	●			●	●	6.00 lbs.	6	
SEDRWEIV11	SEDRWEI	782520864484	Red Letters, White Housing, Double Face, Spectron® Circuitry	●			●		6.00 lbs.	6	
SEDRWNEV11	SEDRWNE	782520864507	Red Letters, White Housing, Brushed Aluminum Stencil, Double Face				●		6.00 lbs.	6	
SESRBEV11	SESRBE	782520865139	Red Letters, Black Housing, Single Face	●			●		6.00 lbs.	6	
SEDRBEV11	SEDRBE	782520864415	Red Letters, Black Housing, Double Face				●		6.00 lbs.	6	
SESRBNEV11	SESRBNE	782520865160	Red Letters, Black Housing, Brushed Aluminum Stencil, Single Face	●	●	●	●	●	6.00 lbs.	6	
SESRBNE-VTRV11	SESRBNE-VTR	782520865252	Red Letters, Black Housing, Brushed Aluminum Stencil, Single Face with Vandal/Tamper-resistant Option	●					6.00 lbs.	6	
SESRBNEIV11	SESRBNEI	782520865177	Red Letters, Black Housing, Brushed Aluminum Stencil, Single Face, Spectron® Circuitry	●			●		6.00 lbs.	6	
SEDRBNEV11	SEDRBNE	782520864446	Red Letters, Black Housing, Brushed Aluminum Stencil, Double Face	●			●		6.00 lbs.	6	
SEDRBNEIV11	SEDRBNEI	782520864453	Red Letters, Black Housing, Brushed Aluminum Stencil, Double Face, Spectron® Circuitry	●					6.00 lbs.	6	
SESGWEV11	SESGWE	782520865078	Green Letters, White Housing, Single Face	●					6.00 lbs.	6	
SESGWEIV11	SESGWEI	782520865058	Green Letters, White Housing, Single Face Spectron® Circuitry	●					6.00 lbs.	6	



35 SCHEDULED STOCK SHIPMENTS Regional Distribution Center Stock List

Part Number	Catalog Number	UPC Code	Description	CA 03	IL 06	PA 10	SC 07	TX 04	Wt. each	Ctn. Qty	Price
SESGWE-VTRV11	SESGWE-VTR	782520865276	Green Letters, White Housing, Single Face with Vandal/Tamper-resistant Option	●					6.00 lbs.	6	
SEDGWV11	SEDGW	782520864347	Green Letters, White Housing, Single Face	●					6.00 lbs.	6	
SEDGWEV11	SEDGWE	782520864354	Green Letters, White Housing, Double Face	●					6.00 lbs.	6	
SEDGWEIV11	SEDGWEI	782520864361	Green Letters, White Housing, Double Face Spectron® Circuitry	●					6.00 lbs.	6	
SESGBNEV11	SESGBNE	782520865047	Green Letters, Black Housing, Brushed Aluminum Stencil, Single Face	●					6.00 lbs.	6	
SESGBNEIV11	SESGBNEI	782520865054	Green Letters, Black Housing, Brushed Aluminum Stencil, Double Face, Spectron® Circuitry	●					6.00 lbs.	6	
SEDGBNEV11	SEDGBNE	782520864323	Green Letters, Black Housing, Brushed Aluminum Stencil, Double Face				●		6.00 lbs.	6	



SEWL Series

- 120/277 VAC
- Emergency Use
- Spectron
- Heater

- Cast Aluminum Housing
- Wet Location Listed
- Vandal/Tamper Resistant

35 SCHEDULED STOCK SHIPMENTS Regional Distribution Center Stock List


Part Number	Catalog Number	UPC Code	Description	CA 03	IL 06	PA 10	SC 07	TX 04	Wt. each	Ctn. Qty	Price
SEWLDGWE	SEWLDGWE	782520862398	Green Letters, White Housing, Double Face	●					13.1 lbs.	5	
SEWLSGWE	SEWLSGWE	782520862350	Green Letters, White Housing, Single Face	●					13.1 lbs.	5	
SEWLDLDRWE	SEWLDLDRWE	782520862381	Red Letters, White Housing, Double Face	●					13.1 lbs.	5	
SEWLSRWE	SEWLSRWE	782520862343	Red Letters, White Housing, Single Face	●			●		13.1 lbs.	5	
SEWLDGBE	SEWLDGBE	782520862374	Green Letters, Black Housing, Double Face	●					13.1 lbs.	5	
SEWLSGBE	SEWLSGBE	782520862336	Green Letters, Black Housing, Single Face	●					13.1 lbs.	5	
SEWLDLDRBE	SEWLDLDRBE	782520862367	Red Letters, Black Housing, Double Face	●					13.1 lbs.	5	
SEWLSRBE	SEWLSRBE	782520862329	Red Letters, Black Housing, Single Face	●			●		13.1 lbs.	5	



QS 10 10-Day Quick Ship Ordering Guide
Order Limit Per Fixture Selection: 20

SEWL					
MODEL	FACES	LETTER COLOR	HOUSING COLOR	OPERATION	OPTIONS
	S Single D Double	R R G Green	W White B Black	Blank AC Only E Emergency	-HTR Internal Heater ¹ -4X NEMA 4X, IP66 rating ²

Ordering Notes:
1 For use with emergency models only
2 Heater comes standard with -4X option on emergency models



Sempra Series

- Accessory Item for SERS Series
- Recessed Mount Cast Aluminum
- Exit Sign Only

35 SCHEDULED STOCK SHIPMENTS Regional Distribution Center Stock List

Part Number	Catalog Number	UPC Code	Description	CA 03	IL 06	PA 10	SC 07	TX 04	Wt. each	Ctn. Qty	Price
RBB	RBB	782520849856	Rough-In Back Box Kit				•		2.70 lbs	1	



LE Series

- Accessory Item for Recessed Mount
- Edge Lit LED Exit Sign Models Only

35 SCHEDULED STOCK SHIPMENTS Regional Distribution Center Stock List

Part Number	Catalog Number	UPC Code	Description	CA 03	IL 06	PA 10	SC 07	TX 04	Wt. each	Ctn. Qty	Price
URK	URK	782520843267	Universal Rough-in Kit	•	•	•	•	•	3.80 lbs.	1	



LE Series • Recessed Mounting Edge-Lit LED Exit Sign
• AC or Emergency • Single/Double Faced

QS 5 5-Day Quick Ship Ordering Guide
Order Limit Per Fixture Selection: 10

<p>LE</p> <p>MODEL</p>	<p>FACES</p> <p>S Single D Double*</p> <p>* Not for use with wall mounted models</p>	<p>DIRECTIONAL ARROWS</p> <p>X No arrows EXIT R Right arrow* L Left arrow* D Double arrows C L/R arrows**</p> <p>* Not for use with double face models. Use "C" L/R arrow designator ** Double face models only. Provides reversible right or left arrow indicator.</p>	<p>TRIM/HOUSING FINISH</p> <p>N Satin Aluminum</p>	<p>SELF-DIAGNOSTIC</p> <p>Blank None I Spectron self-testing/self-diagnostic electronics*</p> <p>* For use with emergency models only</p>
<p>MOUNTING</p> <p>C Ceiling mount W Wall mount</p>	<p>LETTER COLOR</p> <p>R Red G Green</p>	<p>OPERATION</p> <p>A AC only E Emergency</p>		
<p>OPTIONS</p> <p>-W White plaque background -M Mirror-plaque background*</p> <p>* For use with single face models only. Standard on double face models.</p>				



LE Series • Recessed Mounting Edge-Lit LED Exit Sign
• AC or Emergency • Single/Double Faced

QS 10 10-Day Quick Ship Ordering Guide
Order Limit Per Fixture Selection: 30

<p>LE</p> <p>MODEL</p>	<p>FACES</p> <p>S Single D Double*</p> <p>* Not for use with wall mounted models</p>	<p>DIRECTIONAL ARROWS</p> <p>X No arrows EXIT R Right arrow* L Left arrow* D Double arrows C L/R arrows**</p> <p>* Not for use with double face models. Use "C" L/R arrow designator ** Double face models only. Provides reversible right or left arrow indicator.</p>	<p>TRIM/HOUSING FINISH</p> <p>N Satin Aluminum W White C Chrome B Black S Satin Brass Z Dark Bronze</p>	<p>SELF-DIAGNOSTIC</p> <p>Blank None I Spectron self-testing/self-diagnostic electronics*</p> <p>* For use with emergency models only</p>
<p>MOUNTING</p> <p>C Ceiling mount W Wall mount E End Mount</p>	<p>LETTER COLOR</p> <p>R Red G Green</p>	<p>OPERATION</p> <p>A AC only E Emergency</p>		
<p>ACCESSORIES (order separately)</p> <p>URK Universal rough-in kit URK2C Universal 2-circuit rough-in kit^{a,b,c}</p> <p>^aFor use with AC models only. ^bRough-in kit may not be ordered separately on models specified with -24K option. ^cMust be ordered in conjunction with -2C option on exit sign</p> <p>To Order Rough-In Kit Separately To order rough-in kit only for field installation, add "-XK" option suffix to exit model number and order "URK" or "URK2C" kit separately.</p>				
<p>OPTIONS</p> <p>-2C 2-circuit operation^{2,5} -FAP Fire alarm panel interface^{3,5,6} -FM Flasher module^{1,6} -AF Audible flasher module^{1,6} -DC Remote DC operation^{2,4,5} -24K 220-240VAC, 60Hz. operation⁹ -XK Recessed mount exit sign less rough-in kit^{7,9} -W White plaque background -M Mirror-plaque background⁸ -8L 8 inch letter plaque (red letters only)^{10,11}</p>				

¹For use with emergency models only.

²For use with AC models only.

³Operates with 24-volt AC or DC fire alarm panels.

⁴For emergency illumination of sign from remote 6-24VDC power sources.

⁵-DC option may not be specified with -2C or -FAP options.

⁶-AF, -FM and -FAP options may not be specified together.

⁷Allows ordering of rough-in kit separately for recessed mount (LE) models.

See "Accessories".

⁸For use with single face models only. Standard on double face models.

⁹Rough-in kit may not be ordered separately on models specified with -24K option.

¹⁰LE exit models with 8" plaques registered under NY-BEC Calendar number 42135 for use in New York City.

¹¹Single face LE exit signs specified with the -8L option are supplied without backgrounds. Double face models specified with the -8L option are supplied with mirror backgrounds.



LES Series • Surface Mounting Edge-Lit LED Exit Sign
 • AC or Emergency • Single/Double Faced

QS 10 10-Day Quick Ship Ordering Guide
 Order Limit Per Fixture Selection: 30

MODEL LES	FACES S Single D Double* * Not for use with wall mounted models	DIRECTIONAL ARROWS X No arrows EXIT R Right arrow* L Left arrow* D Double arrows C L/R arrows** * Not for use with double face models. Use "C" L/R arrow designator ** Double face models only. Provides reversible right or left arrow indicator.	TRIM/HOUSING FINISH N Satin Aluminum W White C Chrome B Black S Satin Brass Z Dark Bronze	SELF-DIAGNOSTIC Blank None I Spectron self-testing/self-diagnostic electronics* * For use with emergency models only
MOUNTING C Ceiling mount W Wall mount E End Mount	LETTER COLOR R Red G Green	OPERATION A AC only	OPTIONS -W White plaque background -M Mirror-plaque background ¹ -8L 8 inch letter plaque (red letters only) ^{2,3}	

¹For use with single face models only. Standard on double face models.
²LES exit models with 8" plaques registered under NY-BEC Calendar number 42135 for use in New York City.
³Single face LES exit signs specified with the -8L option are supplied without backgrounds. Double face models specified with the -8L option are supplied with mirror backgrounds.



LN4X Series • 120/277 VAC • Wet Location Listed
 • Harsh Environment Use • LED

3S SCHEDULED STOCK SHIPMENTS Regional Distribution Center Stock List

Part Number	Catalog Number	UPC Code	Description	CA 03	IL 06	PA 10	SC 07	TX 04	Wt. each	Ctn. Qty	Price
LN4XRW	LN4XRW	782520837358	Red Letters, White Stencil/Housing, Clear Front Cover, Single Face		•		•		8.80 lbs.	1	
LN4XRWE	LN4XRWE	782520837372	Red Letters, White Stencil/Housing, Clear Front Cover, Single Face				•		9.00 lbs.	1	
LN4XRWEI	LN4XRWEI	782520837396	Red Letters, White Stencil/Housing, Clear Front Cover, Single Face with Spectron® Circuitry		•				9.00 lbs.	1	



EVR Series • LED Double Head Remote • Indoor use
 • Powered by EV4 Emergency Light

3S SCHEDULED STOCK SHIPMENTS Regional Distribution Center Stock List

Part Number	Catalog Number	UPC Code	Description	CA 03	IL 06	PA 10	SC 07	TX 04	Wt. each	Ctn. Qty	Price
EVR2	EVR2	782520865535	Indoor LED Remote, Double Head White Finish	•		•	•		2.00 lbs.	12	
EVR2B	EVR2B	782520865542	12V 5W, White Remote Head	•			•		2.00 lbs.	12	



EVO Series • LED Single or Double Head Remote • Outdoor use
• White or Black Finish • Powered by EV4 Emergency Light

3 SCHEDULED STOCK SHIPMENTS Regional Distribution Center Stock List

Part Number	Catalog Number	UPC Code	Description	CA 03	IL 06	PA 10	SC 07	TX 04	Wt. each	Ctn. Qty	Price
EVOSW	EVOSW	782520866228	Outdoor LED Remote, Single Head White Finish	•	•	•	•	•	0.8 lbs.	12	
EVODW	EVODW	782520866235	Outdoor LED Remote, Double Head White Finish	•	•	•	•	•	1.20 lbs.	12	
EVOSB	EVOSB	782520866242	Outdoor LED Remote, Single Head Black Finish	•	•	•	•	•	0.8 lbs.	12	
EVODB	EVODB	782520866259	Outdoor LED Remote, Double Head Black Finish	•	•	•	•	•	1.20 lbs.	12	



SRH Series • Indoor Use • Thermoplastic Housing

3 SCHEDULED STOCK SHIPMENTS Regional Distribution Center Stock List

Part Number	Catalog Number	UPC Code	Description	CA 03	IL 06	PA 10	SC 07	TX 04	Wt. each	Ctn. Qty	Price
SRHSW0607	SRHSW0607	782520857905	6V 7.2W Single Remote Head, White Housing			•			0.90 lbs.	1	
SRHDW0607	SRHDW0607	782520858018	6V 7.2W Double Remote Head, White Housing			•			1.5 lbs.	1	
SRHSW1207	SRHSW1207	782520857967	12V 7.2W Single Remote Head, White Housing			•			0.90 lbs.	1	
SRHDW1207	SRHDW1207	782520858070	12V 7.2W Double Remote Head, White Housing			•			1.5 lbs.	1	
SRHSW1212	SRHSW1212	782520857981	12V 12W Single Remote Head, White Housing			•			0.90 lbs.	1	
SRHDW1212	SRHDW1212	782520858094	12V 12W Double Remote Head, White Housing			•			1.5 lbs.	1	



CPR Indoor Remote Heads • MR 16 Halogen Lamp(s)
• Thermoplastic Housing
• Supplied With Mounting Plate

3 SCHEDULED STOCK SHIPMENTS Regional Distribution Center Stock List

Part Number	Catalog Number	UPC Code	Description	CA 03	IL 06	PA 10	SC 07	TX 04	Wt. each	Ctn. Qty	Price
CPRSW0605	CPRSW0605	782520861155	Single Remote Head, White, 6V, 5W				•		0.52 lbs.	12	
CPRDW0605	CPRDW0605	782520861162	Twin Remote Heads, White, 6V, 5W				•		1.00 lbs.	12	
CPRSB0605	CPRSB0605	782520861179	Single Remote Head, Black, 6V, 5W				•		0.52 lbs.	12	
CPRDB0605	CPRDB0605	782520861186	Twin Remote Head, Black, 6V, 5W				•		1.00 lbs.	12	



OMS Series • Outdoor Use • Aluminum Spot

35 SCHEDULED STOCK SHIPMENTS Regional Distribution Center Stock List

Part Number	Catalog Number	UPC Code	Description	CA 03	IL 06	PA 10	SC 07	TX 04	Wt. each	Ctn. Qty	Price
OMSSW0605	OMSSW0605	782520856472	6V 5W, Single Indoor/Outdoor White Remote Head		•	•	•		1.15 lbs.	1	
OMSDW0605	OMSDW0605	782520856731	6V 5W, Twin White Remote Heads		•		•		1.50 lbs.	1	
OMSDW0607	OMSDW0607	782520856748	6V 7.2W, Twin White Remote Heads		•				1.50 lbs.	1	
OMSSB0605	OMSSB0605	782520856601	6V 5W, Single Black Outdoor Spot	•	•	•			1.15 lbs	1	
OMSSB0607	OMSSB0607	782520856618	6V 7.2W, Single Black Outdoor Spot	•		•			1.15 lbs	1	
OMSDB0605	OMSDB0605	782520856861	6V 5W, Twin Black Outdoor Spot		•		•		1.50 lbs.		
OMSDB1208	OMSDB1208	782520856953	12V 8W, Double Black Outdoor Spot			•			1.15 lbs	1	
OMSDB1212	OMSDB1212	782520856960	12V 12W, Double Black Outdoor Spot			•			1.15 lbs	1	
OMSDW1208	OMSDW1208	782520856823	12V 8W, Double White Outdoor Spot			•			1.15 lbs	1	
OMSDW1212	OMSDW1212	782520856830	12V 12W, Double White Outdoor Spot			•			1.15 lbs	1	



GNX Series • Indoor Use • Thermoplastic Housing • Moisture Resistant

35 SCHEDULED STOCK SHIPMENTS Regional Distribution Center Stock List

Part Number	Catalog Number	UPC Code	Description	CA 03	IL 06	PA 10	SC 07	TX 04	Wt. each	Ctn. Qty	Price
GNXSB0607	GNXSB0607	782520857677	6V 7.2W, Single Black Remote Head				•		1.02 lbs.	1	
GNXSB1209	GNXSB1209	782520857738	12V 9W, Single Black Remote Head				•		1.02 lbs.	1	



OCR Indoor Remote Heads

- MR 16 Halogen Lamp(s)
- Thermoplastic Housing
- Supplied With Mounting Plate

35 SCHEDULED STOCK SHIPMENTS Regional Distribution Center Stock List

Part Number	Catalog Number	UPC Code	Description	CA 03	IL 06	PA 10	SC 07	TX 04	Wt. each	Ctn. Qty	Price
OCRSW0605	OCRSW0605	782520861292	Single Remote Head, White, 6V, 5W	•	•		•		1.30 lbs.	10	
OCRDW0605	OCRDW0605	782520861346	Twin Remote Heads, White, 6V, 5W	•		•			2.60 lbs.	5	
OCRSB0605	OCRSB0605	782520861391	Single Remote Head, Black, 6V, 5W	•	•	•	•		1.30 lbs.	10	
OCRDB0605	OCRDB0605	782520861445	Twin Remote Heads, Black, 6V, 5W			•			2.60 lbs.	5	
OCRSZ0605	OCRSZ0605	782520861490	Single Remote Head, Dark Bronze, 6V, 5W	•	•	•	•		1.30 lbs.	10	
OCRDZ0605	OCRDZ0605	782520861544	Twin Remote Heads, Dark Bronze, 6V, 5W	•	•		•		2.60 lbs.	5	

Replacement lamps are available to convert the OCR Series 6V, 5W fixture to another rating:

Lamp Part Number	Description
0110261	Halogen, MR 16, 6V, 10W
0110263	Halogen, MR 16, 12V, 5W
0110264	Halogen, MR 16, 12V, 10W

To order OCR replacement lamps, enter a purchase order with the Hubbell Lighting, Inc. Customer Service Department.



LZR Remote Head

- MR 16 Halogen Lamp(s)
- Indoor Use

- Thermoplastic Housing
- Supplied With Mountin Plate

35 SCHEDULED STOCK SHIPMENTS Regional Distribution Center Stock List

Part Number	Catalog Number	UPC Code	Description	CA 03	IL 06	PA 10	SC 07	TX 04	Wt. each	Ctn. Qty	Price
LZRSW0605	LZRSW0605	782520858346	6V 5W, White Remote Head				•		1.10 lbs.	4	
LZRSW1205	LZRSW1205	782520858360	12V 5W, White Remote Head			•			1.10 lbs.	4	



Wire Guards • For Emergency Lighting Units and Exit Signs

• See Catalog for Exact Dimensions



Regional Distribution Center Stock List

Part Number	Catalog Number	UPC Code	Description	CA 03	IL 06	PA 10	SC 07	TX 04	Wt. each	Ctn. Qty	Price
40G	40G	782520161101	LM-Top Mount Heads; AS, ALC-X, N4X, LN4Xand NYX Tandem Units, CVEC Series (15W and 30W models)				•		3.90 lbs.	1	
41G	41G	782520161125	Delite Cylinders, CVEC Series (50 and 100W models)				•		5.90 lbs.	1	
S6WG	S6WG	782520161132	Single Remote Heads, including LZRS Series				•		1.50 lbs.	1	
WGEL	WGEL	782520572938	EZ-2, EZ-2R, LZ High Capacity, CV SeriesTwin Remote Heads	•			•		1.50 lbs.	1	
WGTW	WGTW	782520572945	Freedom LED; LT and CVT Wall Mount Series, NYDC and NYX Series, LG1S, HCX Combo Units	•			•		2.00 lbs.	1	
WGTCE	WGTCE	782520572952	Freedom LED, LT, CVT, CVD-Ceil. Or End Mount, Ceiling Mounted NYDC and NYX Exits	•			•		2.00 lbs.	1	
WGLX	WGLX	782520837785	EXT-122-EM-K; Wall mounted LX, LEDS, CV3 and SEMPRA Exits	•	•	•	•		1.00 lbs.	1	
WGLXC	WGLXC	782520837792	Ceiling mounted LX, DK, CV3, LEDS, and SEMPRA Exits				•		1.90 lbs.	1	
WGLXE	WGLXE	782520837808	End mounted LX, CVD, CV3, LEDS and SEMPRA Exits				•		1.90 lbs.	1	
WGLZ	WGLZ	782520837778	SL1, LZ2	•			•		1.00 lbs.	1	
WG-MLT	WG-MLT	782520161156	Lite2; Wall mounted LX, CV3, SEMPRA, DEX, DKand DVD Exits	•			•		2.00 lbs.	1	



Vandal Resistant Shields • For Emergency Lighting Units and Exit Signs

• See Catalog for Exact Dimensions



Regional Distribution Center Stock List

Part Number	Catalog Number	UPC Code	Description	CA 03	IL 06	PA 10	SC 07	TX 04	Wt. each	Ctn. Qty	Price
VRS	VRS	782520171407	EZ-2, LZ2, LZ High Capacity, EXT-122-EM-K, EZ-2R	•		•	•		2.00 lbs.	1	
VRS3	VRS3	782520846657	Freedom LED, LX, DK, LEDS, SEMPRA	•			•		1.30 lbs.	1	
VRS-4X	VRS-4X	782520171407	EZ-2, LZ2, LZ High Capacity, EXT-122-EM-K, EZ-2R with wall gasket				•		2.00 lbs.	1	



CU2 Series

- 120/277 VAC
- LED
- White Thermoplastic Housing
- Damp Location Listed



Regional Distribution Center Stock List

Part Number	Catalog Number	UPC Code	Description	CA 03	IL 06	PA 10	SC 07	TX 04	Wt. each	Ctn. Qty	Price
93043107	CU2	856143001486	2 head LED Emergency Light	•	•	•	•	•	1.00 lbs.	12	
93043108	CU2RC	856143001493	2 head LED Emergency Light with remote capacity	•			•		1.00 lbs.	12	



CSWEU2

- 120/277 VAC
- Dual Adjustable Heads
- Wet Location Listed



Regional Distribution Center Stock List

Part Number	Catalog Number	UPC Code	Description	CA 03	IL 06	PA 10	SC 07	TX 04	Wt. each	Ctn. Qty	Price
CSWEU2	CSWEU2	856143001399	6V 14W, White Housing, Clear Poly-Carbonate Cover	•			•		5.00 lbs.	6	



CE Series

- 120/277 VAC
- LED
- White Thermoplastic Housing
- Universal Face
- Damp Location Listed



Regional Distribution Center Stock List

Part Number	Catalog Number	UPC Code	Description	CA 03	IL 06	PA 10	SC 07	TX 04	Wt. each	Ctn. Qty	Price
93043113	CER	856143001448	Exit sign, Red Letters, Universal Face with NiCad battery	•	•	•	•	•	2.00 lbs.	6	
93043114	CEG	856143001455	Exit sign, Green Letters, Universal Face with NiCad battery	•			•		2.00 lbs.	6	
93043116	CERRC	856143001462	Exit sign, Red Letters, Universal Face, NiCad battery, remote capacity	•	•	•	•	•	2.00 lbs.	6	
93043117	CEGRC	856143001479	Exit sign, Green Letters, Univ. Face, NiCad battery, remote capacity	•			•		2.00 lbs.	6	



- CC Series**
- 120/277 VAC
 - LED
 - White Thermoplastic Housing
 - Dual Adjustable Heads
 - Damp Location Listed



Regional Distribution Center Stock List

Part Number	Catalog Number	UPC Code	Description	CA 03	IL 06	PA 10	SC 07	TX 04	Wt. each	Ctn. Qty	Price
93043109	CCR	856143001400	Red Letters, White Housing, Single/Double Face	•	•	•	•	•	2.50 lbs.	6	
93043110	CCG	856143001417	Green Letters, White Housing, Single/Double Face	•			•		2.50 lbs.	6	
93043111	CCRRC	856143001424	Red Letters, White Housing, Single/Double Face	•	•	•	•	•	2.50 lbs.	6	
93043112	CCGRC	856143001431	Green Letters, White Housing, Single/Double Face	•			•		2.50 lbs.	6	



- CIR Series**
- Matching Indoor Remote Heads
 - LED
 - White Thermoplastic Housing



Regional Distribution Center Stock List

Part Number	Catalog Number	UPC Code	Description	CA 03	IL 06	PA 10	SC 07	TX 04	Wt. each	Ctn. Qty	Price
93043126	CIRS	856143001509	LED Single Head, White, With Mounting Plate	•		•	•		1.00 lbs.	20	
93043127	CIRD	856143001516	LED Double Head, White, With Mounting Plate	•		•	•		1.20 lbs.	12	



- COR Series**
- Sealed outdoor Remote Heads
 - LED
 - White Thermoplastic Housing



Regional Distribution Center Stock List

Part Number	Catalog Number	UPC Code	Description	CA 03	IL 06	PA 10	SC 07	TX 04	Wt. each	Ctn. Qty	Price
93043128	CORS	856143001523	LED Outdoor Single-Head Remote	•	•	•	•		1.00 lbs.	20	
93043129	CORD	856143001530	LED Outdoor Double-Head Remote		•	•	•		1.20 lbs.	12	



CEL Series • Edge-Lit LED Exit Sign • 120/277 VAC
 • Surface or Recessed Mount w/ Battery



Regional Distribution Center Stock List

Part Number	Catalog Number	UPC Code	Description	CA 03	IL 06	PA 10	SC 07	TX 04	Wt. each	Ctn. Qty	Price
93043118	CELS1RNE	856143001547	Surface Mount, Single-Face, Red letters, Brushed Aluminum with Battery	●			●		3.23 lbs.	6	
93043119	CELS1GNE	856143001554	Surface Mount, Single-Face, Green letters, Brushed Aluminum with Battery	●					3.23 lbs.	6	
93043120	CELS2RNE	856143001561	Surface Mount, Double-Face, Red letters, Brushed Aluminum with Battery	●			●		3.23 lbs.	6	
93043121	CELS2GNE	856143001578	Surface Mount, Double-Face, Green letters, Brushed Aluminum with Battery	●					3.23 lbs.	6	
93043122	CELR1RNE	856143001585	Recessed Mount, Single-Face, Red letters, Brushed Aluminum with Battery	●			●		6.14 lbs.	3	
93043123	CELR1GNE	856143001592	Recessed Mount, Single-Face, Green letters, Brushed Aluminum with Battery	●					6.14 lbs.	3	
93043124	CELR2RNE	856143001608	Recessed Mount, Double-Face, Red letters, Brushed Aluminum with Battery	●			●		6.14 lbs.	3	
93043125	CELR2GNE	856143001615	Recessed Mount, Double-Face, Green letters, Brushed Aluminum with Battery	●					6.14 lbs.	3	



CU2W Series • 120/277 VAC • 2 Head LED
 • 9.6VDC NiCad Battery • Wet Location Listed
 • Grey or Black Housing



Regional Distribution Center Stock List

Part Number	Catalog Number	UPC Code	Description	CA 03	IL 06	PA 10	SC 07	TX 04	Wt. each	Ctn. Qty	Price
93047780	CU2WG	856143001622	2 Head Adjustable Wet Location LED Emergency Light, Grey Housing	●	●	●	●	●	7.50 lbs.	4	
93047781	CU2WB	856143001639	2 Head Adjustable Wet Location LED Emergency Light, Black Housing	●			●		7.50 lbs.	4	



CWR Series

- Matching Outdoor Remotes for use with CU2W
- LED



Regional Distribution Center Stock List

Part Number	Catalog Number	UPC Code	Description	CA 03	IL 06	PA 10	SC 07	TX 04	Wt. each	Ctn. Qty	Price
93048687	CWRS	856143001776	Outdoor LED Single Head, Grey, With Mounting Plate, Powered by CU2W	•		•	•		2.00 lbs.		
93048688	CWRD	856143001769	Outdoor LED Double Head, Grey, With Mounting Plate, Powered by CU2W	•		•	•		3.00 lbs.		



CEW Series

- 120/277 VAC
- Impact Resistant, Polycarbonate Housing and Face-Plate
- Wet Location Listed



Regional Distribution Center Stock List

Part Number	Catalog Number	UPC Code	Description	CA 03	IL 06	PA 10	SC 07	TX 04	Wt. each	Ctn. Qty	Price
93047782	CEWSRE	856143001646	Wet Location, Single Face, Red Letters, with NiCad battery	•	•	•	•	•	4.3 lbs	6	
93047783	CEWDRE	856143001653	Wet Location, Double Face, Red Letters, with NiCad battery	•	•	•	•	•	4.3 lbs.	6	
93047784	CEWSGE	856143001660	Wet Location, Single Face, Green Letters, with NiCad battery	•					4.3 lbs	6	
93047785	CEWDGE	856143001677	Wet Location, Double Face, Green Letters, with NiCad battery	•					4.3 lbs.	6	



CCL Series

- Thin Die-Cast LED Exit Sign
- Single or Double Face
- Surface or Recessed Mount w/ Battery
- Top, End or Ceiling Mount
- 120/277 VAC
- AC or Emergency



Regional Distribution Center Stock List

Part Number	Catalog Number	UPC Code	Description	CA 03	IL 06	PA 10	SC 07	TX 04	Wt. each	Ctn. Qty	Price
93047786	CCESRE	856143001684	Brushed Aluminum, Black, Single-Face, Red letters with Battery	•			•		2.80 lbs.	8	
93047787	CCEDRE	856143001691	Brushed Aluminum, Black, Double-Face, Red letters with Battery	•			•		2.80 lbs.	8	
93047788	CCESGE	856143001707	Brushed Aluminum, Black, Single-Face, Green letters with Battery	•					2.80 lbs.	8	
93047789	CCEDGE	856143001714	Brushed Aluminum, Black, Double-Face, Green letters with Battery	•					2.80 lbs.	8	
93047790	CCESR	856143001721	Brushed Aluminum, Black, Single-Face, Red letters, AC only	•			•		2.80 lbs.	8	
93047791	CCEDR	856143001738	Brushed Aluminum, Black, Double-Face, Red letters, AC only	•			•		2.80 lbs.	8	
93047792	CCESG	856143001745	Brushed Aluminum, Black, Single-Face, Green letters, AC only	•					2.80 lbs.	8	
93047793	CCEDG	856143001752	Brushed Aluminum, Black, Double-Face, Green letters, AC only	•					2.80 lbs.	8	

Index

0-9

Product	Page	Brand
0460541B	64	Industrial
0460542B	64	Industrial
0460543B	64	Industrial
0460547B	64	Industrial
100MHFE	49	Prescolite
103	84	Outdoor
103-7	84	Outdoor
10371	84	Outdoor
10372	84	Outdoor
110261	142	Dual-Lite
110263	142	Dual-Lite
110264	142	Dual-Lite
20102389702	96	Spaulding
261-0370-9901	99	SLS
261-0734-9901	99	SLS
27701349904	96	Spaulding
306	84	Outdoor
30913ML	84	Outdoor
30914ML	84	Outdoor
309M51ML	84	Outdoor
309ML	84	Outdoor
309S	84	Outdoor
309VGML	84	Outdoor
4024C	83	Outdoor
4024SLS	100	SLS
4040	83	Outdoor
4041	83	Outdoor
40G	143	Dual-Lite
41G	143	Dual-Lite
4348/154T5HO/DB	107	Kim Lighting
4348/254T5HO/DB	107	Kim Lighting
4348/BL	107	Kim Lighting
4348/DB	107	Kim Lighting
4D5	38	Prescolite
4LFLED5 35K	44	Prescolite
4LFLED7 35K	44	Prescolite
4PS	14	Columbia
4PS14-232SM-FSA12-EU	14	Columbia
4PS24-232G-FSA12125-EU	14	Columbia
4PS24-332G-FSA12125-3EU	14	Columbia
4PS24-332G-FSA12125-EU	14	Columbia
4SQCFH1	45	Prescolite
4SQCFH1WW	45	Prescolite
583G	84	Outdoor
583MVG	84	Outdoor
6CFH	46	Prescolite
6CFH1	46	Prescolite
6CFV	46	Prescolite
6CFVWT	46	Prescolite
6LCLED535K8	42	Prescolite
6LCLED635K8	42	Prescolite
6LCLED735K8	42	Prescolite
6LFLED5 35K	44	Prescolite
6LFLED7 35K	44	Prescolite
6MHV	47	Prescolite
6SQCFH1	45	Prescolite
6SQCFH1WW	45	Prescolite
6V	47	Prescolite
850-0163-0104	101	SLS
876	97	Sternor

8CFH	46	Prescolite
8CFH1	46	Prescolite
8CFV	46	Prescolite
8MHV	47	Prescolite
8SRPR/10FSRPR	49	Prescolite
8V	47	Prescolite
9424	58	Prescolite
9FPR	49	Prescolite
9SRTPR	49	Prescolite

A-Z

Product	Page	Brand
A12.095 22.500-22.500	10	Columbia
A12.095 22.500-46.562	10	Columbia
A12.125	10	Columbia
ACCESSORIES	30	Columbia
AD	16	Columbia
AD2-117-EU	16	Columbia
AD2-217-EU	16	Columbia
AD4-132-EU	16	Columbia
AD4-232-EU	16	Columbia
AFL11 HID	120	Kim Lighting
AFL12 HID	120	Kim Lighting
AFL15 HID	120	Kim Lighting
AFL21 HID	120	Kim Lighting
AFL22 HID	120	Kim Lighting
AFL25 HID	120	Kim Lighting
AL-4	61	Industrial
ALF12LU5KBZ	69	Outdoor
ALF6LU5KBZ	69	Outdoor
ALFW6LU5KBZ	69	Outdoor
ALFW6LU5KBZPC	69	Outdoor
ALT3P35	112	Kim Lighting
ALT3P70	112	Kim Lighting
ALT4P70	112	Kim Lighting
AN30	110	Kim Lighting
AR3 HID	115	Kim Lighting
AR3 HID	116	Kim Lighting
AR3 HID	122	Kim Lighting
AR32	110	Kim Lighting
AR4 HID	115	Kim Lighting
AR4 HID	116	Kim Lighting
AR5 HID	122	Kim Lighting
ATSD	131	Dual-Lite
ATSD20	131	Dual-Lite
AW	17	Columbia
AW-D-P-3-120	65	Industrial
AW-RETRO-120	65	Industrial
AW-S-P-3-120	65	Industrial
AWN2-217-EU	17	Columbia
AWN4-232-ELWU	17	Columbia
AWN4-232-EPU	17	Columbia
AWN4-232-EU	17	Columbia
AWN8-232-4ELWU	17	Columbia
AWN8-232-4EU	17	Columbia
AWW4-332-3EU	17	Columbia
AWW4-432-4ELWU	17	Columbia
AWW4-432-4EPU	17	Columbia
AWW4-432-4EU	17	Columbia
B6	57	Prescolite
BIL	15	Columbia
BIL4-232-EPU	15	Columbia
BL	60	Industrial
BL-400P-HB	61	Industrial
BL-400P-HB-Q	61	Industrial
BL-400P-LB-EX	61	Industrial

BL-400P-LB-EX-Q	61	Industrial	CELS1RNE	146	Compass
BL-400P8-BC-EX-UPL	60	Industrial	CELS2GNE	146	Compass
BL-400P8-LB1-WH-UPL-EX	60	Industrial	CELS2RNE	146	Compass
BL-400P8-WA22-WH-EX-UPL	60	Industrial	CER	144	Compass
BL-BI	59	Industrial	CERRC	144	Compass
BL-EG	59	Industrial	CEWDGE	147	Compass
BL-LB1	59	Industrial	CEWDRE	147	Compass
BL-LR-14	59	Industrial	CEWSGE	147	Compass
BL-LR-19	59	Industrial	CEWSRE	147	Compass
BL-PA2	59	Industrial	CFCB642THEB	40	Prescolite
BL-PK-ENC	59	Industrial	CFL1 CFL	117	Kim Lighting
BL-WA22	59	Industrial	CFL1 HID	117	Kim Lighting
BL-WA25	59	Industrial	CFL1 HID	120	Kim Lighting
BLA-175P8-WH-EX	59	Industrial	CFL1 HID	120	Kim Lighting
BLA-250P8-WH-EX	59	Industrial	CFL1 LED	117	Kim Lighting
BLA-320P8-WH-EX	59	Industrial	CFL1 LED	120	Kim Lighting
BLA-400P5-WH-EX	59	Industrial	CFR6126EB	39	Prescolite
BLA-400P8-WH-EX	59	Industrial	CFR618EB	39	Prescolite
BLA-400P8-WH-EX-QSS	59	Industrial	CFR626EB	39	Prescolite
BLA-C4HLP4	61	Industrial	CFR826UEB	39	Prescolite
BN10	110	Kim Lighting	CFT632EB	40	Prescolite
BN165NB	103	Kim Lighting	CFT632HEB	38	Prescolite
BN175VG	105	Kim Lighting	CFT632HEBDM	38	Prescolite
BN179NB	109	Kim Lighting	CFT632HEBEM	38	Prescolite
BN179VG	109	Kim Lighting	CFT832EB	40	Prescolite
BN182NB	109	Kim Lighting	CFT832HEB	38	Prescolite
BN187NB	109	Kim Lighting	CFT832HEBEM	38	Prescolite
BN187VG	109	Kim Lighting	CFT932HEB	38	Prescolite
BN275NB	105	Kim Lighting	CFTD832HEB	38	Prescolite
BN275VG	105	Kim Lighting	CH	27	Columbia
BR12	110	Kim Lighting	CH-LM	59	Industrial
BX4-120	56	Prescolite	CH1.5-115-L120	27	Columbia
BX5	55	Prescolite	CH2-117-EU	27	Columbia
C14	107	Kim Lighting	CH2-120-L120	27	Columbia
C15	107	Kim Lighting	CH3-125-EU	27	Columbia
C24	108	Kim Lighting	CH3-130-L120	27	Columbia
C6P15-120	22	Columbia	CH4-132-EU	27	Columbia
C6TL15-120	22	Columbia	CH4-140-L120	27	Columbia
C6TL15-277	22	Columbia	CH8-132-EU	27	Columbia
C725NB	106	Kim Lighting	CHRA4	27	Columbia
C725VG	106	Kim Lighting	CHWG4	27	Columbia
C735NB	106	Kim Lighting	CIRD	145	Compass
C735VG	106	Kim Lighting	CIRS	145	Compass
C745NB	106	Kim Lighting	CL1	89	Spaulding
C745VG	106	Kim Lighting	CL1-A-60LU-4K-3-DB	89	Spaulding
C942FE	124	Dual-Lite	CL1-A-60LU-4K-4-DB	89	Spaulding
CB150	85	Outdoor	CL1-A-60LU-5K-3-DB	89	Spaulding
CB75	85	Outdoor	CL1-A-60LU-5K-4-DB	89	Spaulding
CCEDG	147	Compass	CL1-A-90LU-4K-3-DB	89	Spaulding
CCEDGE	147	Compass	CL1-A-90LU-4K-4-DB	89	Spaulding
CCEDR	147	Compass	CL1-A-90LU-5K-3-DB	89	Spaulding
CCEDRE	147	Compass	CL1-A-90LU-5K-4-DB	89	Spaulding
CCESG	147	Compass	CL1S	89	Spaulding
CCESGE	147	Compass	COAB	85	Outdoor
CCESR	147	Compass	COAG	85	Outdoor
CCESRE	147	Compass	CORD	145	Compass
CCG	145	Compass	CORS	145	Compass
CCGRC	145	Compass	CPRDB0605	140	Dual-Lite
CCR	145	Compass	CPRDW0605	140	Dual-Lite
CCRRC	145	Compass	CPRSB0605	140	Dual-Lite
CEG	144	Compass	CPRSW0605	140	Dual-Lite
CEGRC	144	Compass	CR1	89	Spaulding
CELR1GNE	146	Compass	CR1AP25H3FQDBL	90	Spaulding
CELR1RNE	146	Compass	CR1AP40H3FQDBL	90	Spaulding
CELR2GNE	146	Compass	CR1AP40H4FQDBL	90	Spaulding
CELR2RNE	146	Compass	CRPC1P25H320	91	Spaulding
CELS1GNE	146	Compass	CRPC1P40H320	91	Spaulding

CRPC1P40H325.....	91.....	Spaulding	DDS100P.....	82.....	Outdoor
CRPC1P40H420.....	91.....	Spaulding	DDS100PL.....	82.....	Outdoor
CRPC1P40H425.....	91.....	Spaulding	DDS100S.....	82.....	Outdoor
CRPC2P25H320.....	91.....	Spaulding	DDS150S.....	82.....	Outdoor
CRPC2P40H320.....	91.....	Spaulding	DDS65F.....	82.....	Outdoor
CRPC2P40H325.....	91.....	Spaulding	DDS70S.....	82.....	Outdoor
CRPC2P40H420.....	91.....	Spaulding	DR&SHLD JT824 FS A12.....	10.....	Columbia
CRPC2P40H425.....	91.....	Spaulding	EL105BL.....	108.....	Kim Lighting
CS.....	26,27.....	Columbia	EL105DB.....	108.....	Kim Lighting
CS2-117-EU.....	26.....	Columbia	EL105GR.....	108.....	Kim Lighting
CS2-217-EU.....	26.....	Columbia	EL106DB.....	108.....	Kim Lighting
CS2-220-L120.....	26.....	Columbia	EL106GR.....	108.....	Kim Lighting
CS3-225-EU.....	26.....	Columbia	EL115BL.....	104.....	Kim Lighting
CS4-132-EU.....	26.....	Columbia	EL115DB.....	104.....	Kim Lighting
CS4-232-4ELWU.....	26.....	Columbia	EL115GR.....	104.....	Kim Lighting
CS4-232-ELWU.....	26.....	Columbia	EL116GR.....	104.....	Kim Lighting
CS4-232-EPU.....	26.....	Columbia	EL160DB.....	103.....	Kim Lighting
CS4-232-EU.....	26.....	Columbia	EL170BL.....	105.....	Kim Lighting
CS4-254-EPU.....	26.....	Columbia	EL170DB.....	105.....	Kim Lighting
CS8-132-EU.....	26.....	Columbia	EL170GR.....	105.....	Kim Lighting
CS8-232-4ELWU.....	26.....	Columbia	EL177BL.....	109.....	Kim Lighting
CS8-232-4EU.....	26.....	Columbia	EL177DB.....	109.....	Kim Lighting
CS8-254-4EPU.....	26.....	Columbia	EL180BL.....	109.....	Kim Lighting
CS8-296-EU120.....	26.....	Columbia	EL180DB.....	109.....	Kim Lighting
CS8-296T8-EU.....	26.....	Columbia	EL185GR.....	109.....	Kim Lighting
CSHC.....	26.....	Columbia	EL205BL.....	108.....	Kim Lighting
CSR.....	19.....	Columbia	EL205DB.....	108.....	Kim Lighting
CSR4.....	26.....	Columbia	EL205GR.....	108.....	Kim Lighting
CSR4-232-ST-ELWU.....	19.....	Columbia	EL210BL.....	108.....	Kim Lighting
CSR4-232-ST-EU.....	19.....	Columbia	EL210DB.....	108.....	Kim Lighting
CSR8-232-ST-4EU.....	19.....	Columbia	EL210GR.....	108.....	Kim Lighting
CSR8-296T8-ST-EU.....	19.....	Columbia	EL215BL.....	103.....	Kim Lighting
CSRU4.....	26.....	Columbia	EL215DB.....	103.....	Kim Lighting
CSRWG4.....	19.....	Columbia	EL215GR.....	103.....	Kim Lighting
CSWEU2.....	144.....	Compass	EL220BL.....	103.....	Kim Lighting
CSWG4.....	26.....	Columbia	EL220DB.....	103.....	Kim Lighting
CSZT.....	19.....	Columbia	EL220GR.....	103.....	Kim Lighting
CSZT.....	26.....	Columbia	EL235DB.....	107.....	Kim Lighting
CU2.....	144.....	Compass	EL235GR.....	107.....	Kim Lighting
CU2RC.....	144.....	Compass	EL270BL.....	105.....	Kim Lighting
CU2WB.....	146.....	Compass	EL270DB.....	105.....	Kim Lighting
CU2WG.....	146.....	Compass	EL270GR.....	105.....	Kim Lighting
CV2.....	126.....	Dual-Lite	EL720BL.....	106.....	Kim Lighting
CV2-B.....	126.....	Dual-Lite	EL720DB.....	106.....	Kim Lighting
CV2D.....	126.....	Dual-Lite	EL720GR.....	106.....	Kim Lighting
CV2L.....	126.....	Dual-Lite	EL730BL.....	106.....	Kim Lighting
CV3.....	126.....	Dual-Lite	EL730DB.....	106.....	Kim Lighting
CV5.....	126.....	Dual-Lite	EL730GR.....	106.....	Kim Lighting
CV5L.....	126.....	Dual-Lite	EL740BL.....	106.....	Kim Lighting
CVEC100-12V.....	127.....	Dual-Lite	EL740DB.....	106.....	Kim Lighting
CVEC15.....	127.....	Dual-Lite	EL740GR.....	106.....	Kim Lighting
CVEC30.....	127.....	Dual-Lite	ELAB.....	85.....	Outdoor
CVEC50.....	127.....	Dual-Lite	ELPT.....	85.....	Outdoor
CVEC50-12V.....	127.....	Dual-Lite	EMSE.....	2.....	Columbia
CWRD.....	147.....	Compass	EMX.....	7.....	Columbia
CWRS.....	147.....	Compass	EPC.....	3.....	Columbia
D2FRM.....	37.....	Prescolite	EPC22-217G-SH-EU-F0835.....	3.....	Columbia
D2ICAT.....	37.....	Prescolite	EPC22-224G-SH-EPU-F5835.....	3.....	Columbia
D432EB.....	37.....	Prescolite	EPC24-228G-SH-EPU-F5835.....	3.....	Columbia
DBX.....	53.....	Prescolite	EPC24-232G-SH-EU-F0835.....	3.....	Columbia
DBXMRI.....	53.....	Prescolite	EV2.....	124.....	Dual-Lite
DBXQC.....	53.....	Prescolite	EV2D.....	124.....	Dual-Lite
DBXQL.....	52.....	Prescolite	EV2DB.....	124.....	Dual-Lite
DDL9L1.....	82.....	Outdoor	EV2DI.....	124.....	Dual-Lite
DDR100S.....	82.....	Outdoor	EV2DI-24K.....	124.....	Dual-Lite
DDR150S.....	82.....	Outdoor	EV4D.....	124.....	Dual-Lite
DDR5AP.....	82.....	Outdoor	EV4DB.....	124.....	Dual-Lite

EV4DI	124	Dual-Lite	GP12BL	84	Outdoor
EVCUGW	132	Dual-Lite	H60BL	109	Kim Lighting
EVCUGWD4	132	Dual-Lite	H60DB	109	Kim Lighting
EVCUGWDI	132	Dual-Lite	H60GR	110	Kim Lighting
EVCURBD	132	Dual-Lite	H60NB	110	Kim Lighting
EVCURBD4	132	Dual-Lite	H60VG	110	Kim Lighting
EVCURW	132	Dual-Lite	H70DB	109	Kim Lighting
EVCURWD	132	Dual-Lite	H70GR	109	Kim Lighting
EVCURWD4	132	Dual-Lite	H70NB	109	Kim Lighting
EVCURWD4-0	132	Dual-Lite	H70VG	109	Kim Lighting
EVCURWD4I	132	Dual-Lite	H80BL	109	Kim Lighting
EVCURWDI	132	Dual-Lite	H80DB	109	Kim Lighting
EVEUGBE	131	Dual-Lite	H80NB	109	Kim Lighting
EVEUGW	131	Dual-Lite	HGXUGW	134	Dual-Lite
EVEUGWE	131	Dual-Lite	HGXUGW-0-RC12	134	Dual-Lite
EVEUGWEI	131	Dual-Lite	HGXUGWRC12	134	Dual-Lite
EVEURB	131	Dual-Lite	HGXURB	134	Dual-Lite
EVEURBE	131	Dual-Lite	HGXURW	134	Dual-Lite
EVEURW	131	Dual-Lite	HGXURW-0-RC12	134	Dual-Lite
EVEURW-2C	131	Dual-Lite	HGXURWRC12	134	Dual-Lite
EVEURWE	131	Dual-Lite	HOOKLOOP	61	Industrial
EVEURWEI	131	Dual-Lite	IBX13ICAT	53	Prescolite
EVODB	140	Dual-Lite	IBX26ICAT	53	Prescolite
EVODW	140	Dual-Lite	IBX4-120	56	Prescolite
EVOSB	140	Dual-Lite	IBX5S	55	Prescolite
EVOSW	140	Dual-Lite	IBXS	54	Prescolite
EVR2	139	Dual-Lite	ICBOX	57	Prescolite
EVR2B	139	Dual-Lite	INC600	41	Prescolite
EXEC-RT21	97	Sterner	INC800	41	Prescolite
EZ-2	125	Dual-Lite	J-27N/BL-P	111	Kim Lighting
EZ-2-D	125	Dual-Lite	J-27N/DB-P	111	Kim Lighting
EZ-2-V	125	Dual-Lite	J-27N/PS-P	111	Kim Lighting
EZ-2I	125	Dual-Lite	J-27N/VG-P	111	Kim Lighting
EZ-2R	126	Dual-Lite	J-27N/WH-P	111	Kim Lighting
EZ-2RI	126	Dual-Lite	JT8	10,11	Columbia
F-CBM	126	Dual-Lite	JT822-232U6G-FSA12-EU	10	Columbia
F-WC	129	Dual-Lite	JT822-232U6SM-FSA12-EU	10	Columbia
F042F8	68	Outdoor	JT824-232G-FSA12-ELWU	10	Columbia
F050H1	68	Outdoor	JT824-232G-FSA12-EU	10	Columbia
F070H1	68	Outdoor	JT824-232G-FSA12-EU-FO735-C388	10	Columbia
F070S1	68	Outdoor	JT824-232G-FSA12125-EU	10	Columbia
F100H1	68	Outdoor	JT824-332G-FSA12-3ELWU	10	Columbia
F150S1	68	Outdoor	JT824-332G-FSA12-3EPU	10	Columbia
FK14	30	Columbia	JT824-332G-FSA12-3EU	10	Columbia
FK22	30	Columbia	JT824-332G-FSA12-3EU-FO735	10	Columbia
FK24	30	Columbia	JT824-332G-FSA12-3EU-FO735-C388	10	Columbia
FLAB	85	Outdoor	JT824-332G-FSA12-3EU-FO741	10	Columbia
FML14	68	Outdoor	JT824-332G-FSA12-EPU	10	Columbia
FML14PC1	68	Outdoor	JT824-332G-FSA12-EU	10	Columbia
FN1	93	Spaulding	JT824-332G-FSA12125-3EU	10	Columbia
FN2	93	Spaulding	JT824-332SM-FSA12-3EU	10	Columbia
FN2-24LU-3K-DB	93	Spaulding	JT824-432G-FSA12-4EU	10	Columbia
FN2-24LU-5K-DB	93	Spaulding	JT824-432G-FSA12-4EU-FO735	10	Columbia
FSDFI	57	Prescolite	JT824-432G-FSA12-4EU-FO735-C388	10	Columbia
FSL7	68	Outdoor	JT824-432G-FSA12-4EU-FO741	10	Columbia
FSL7PC1	68	Outdoor	JT824-432G-FSA12-4EU-FO741-C388	10	Columbia
FT6	50	Prescolite	JT824-432G-FSA12-EU	10	Columbia
FT6CF	50	Prescolite	JT824-432SM-FSA12-4EU	10	Columbia
FT6QLIC	50	Prescolite	K	28	Columbia
FWG	61	Industrial	K-G	62	Industrial
FX2-E	132	Dual-Lite	K-L	62	Industrial
GLH10	30	Columbia	K4-232-EU	28	Columbia
GLH5	30	Columbia	K8-296HO-EPU	28	Columbia
GNAB	85	Outdoor	K8-296T8HO-EPU	28	Columbia
GNPT	85	Outdoor	KAG25S	62	Industrial
GNXSB0607	141	Dual-Lite	KG17	62	Industrial
GNXSB1209	141	Dual-Lite	KG17	62	Industrial

KG25.....	62.....	Industrial	KLV625.....	111.....	Kim Lighting
KG40.....	62.....	Industrial	KLV640.....	111.....	Kim Lighting
KH.....	63.....	Industrial	KLV645.....	111.....	Kim Lighting
KH-25P8.....	62.....	Industrial	KLV710BL.....	107.....	Kim Lighting
KH-P2.....	62.....	Industrial	KLV710DB.....	107.....	Kim Lighting
KHA2B.....	62.....	Industrial	KLV710GR.....	107.....	Kim Lighting
KHAG17.....	62.....	Industrial	KLV715NB.....	107.....	Kim Lighting
KHC.....	25.....	Columbia	KLV715VG.....	107.....	Kim Lighting
KHC.....	28.....	Columbia	KLV721/3L3K/DB.....	107.....	Kim Lighting
KHDP170.....	62.....	Industrial	KLV721/3L5K/DB.....	107.....	Kim Lighting
Kit - STE/TRA 2x4 Dust Guard.....	4.....	Columbia	KLV725NB.....	107.....	Kim Lighting
KL.....	25.....	Columbia	KLWG4.....	25.....	Columbia
KL4-232-U-EU.....	25.....	Columbia	KPA40.....	62.....	Industrial
KLV-PC1.....	111.....	Kim Lighting	KPSD40.....	62.....	Industrial
KLV-TC24.....	111.....	Kim Lighting	KRS14.....	118.....	Kim Lighting
KLV10.....	110.....	Kim Lighting	KRS20.....	118.....	Kim Lighting
KLV115BL.....	105.....	Kim Lighting	KS.....	63.....	Industrial
KLV115GR.....	105.....	Kim Lighting	KS-15P8.....	62.....	Industrial
KLV12.....	110.....	Kim Lighting	KS-70S8.....	62.....	Industrial
KLV170BL.....	105.....	Kim Lighting	KS-P2.....	62.....	Industrial
KLV170DB.....	105.....	Kim Lighting	KSA2B.....	62.....	Industrial
KLV170GR.....	105.....	Kim Lighting	KSAG17.....	62.....	Industrial
KLV175VG.....	105.....	Kim Lighting	KSCS100.....	62.....	Industrial
KLV179NB.....	109.....	Kim Lighting	KSD4B.....	62.....	Industrial
KLV180BL.....	109.....	Kim Lighting	KSS16.....	118.....	Kim Lighting
KLV182NB.....	109.....	Kim Lighting	KSS20.....	118.....	Kim Lighting
KLV187NB.....	109.....	Kim Lighting	KSS25.....	118.....	Kim Lighting
KLV200BL.....	104.....	Kim Lighting	LAW.....	1.....	Columbia
KLV200DB.....	104.....	Kim Lighting	LAW2-35LW-EU.....	1.....	Columbia
KLV200GR.....	104.....	Kim Lighting	LAW4-35ML-EU.....	1.....	Columbia
KLV201BL.....	104.....	Kim Lighting	LB4LEDA30K WH.....	52.....	Prescolite
KLV201DB.....	104.....	Kim Lighting	LB6LEDA10L30K WH.....	52.....	Prescolite
KLV201GR.....	104.....	Kim Lighting	LB6LEDA10L35K WH.....	52.....	Prescolite
KLV205BL.....	108.....	Kim Lighting	LB6LEDA8L30K WH.....	52.....	Prescolite
KLV205DB.....	108.....	Kim Lighting	LC6LED120.....	42.....	Prescolite
KLV205GR.....	108.....	Kim Lighting	LC6LED120DM.....	42.....	Prescolite
KLV215BL.....	103.....	Kim Lighting	LC6LED277.....	42.....	Prescolite
KLV215DB.....	103.....	Kim Lighting	LC6LED277DM.....	42.....	Prescolite
KLV215GR.....	103.....	Kim Lighting	LCC42F81LP.....	72.....	Outdoor
KLV216BL.....	103.....	Kim Lighting	LCS.....	1.....	Columbia
KLV216DB.....	103.....	Kim Lighting	LCS4-35ML-EU.....	1.....	Columbia
KLV216GR.....	103.....	Kim Lighting	LE.....	138.....	Dual-Lite
KLV217/3L3K/DB.....	103.....	Kim Lighting	LES.....	139.....	Dual-Lite
KLV270BL.....	106.....	Kim Lighting	LF4LED.....	43.....	Prescolite
KLV270DB.....	106.....	Kim Lighting	LF4SQCFH132EB.....	44.....	Prescolite
KLV270GR.....	106.....	Kim Lighting	LF4SQCFH132EBWW.....	44.....	Prescolite
KLV275NB.....	106.....	Kim Lighting	LF4SQLED.....	43.....	Prescolite
KLV360BL.....	104.....	Kim Lighting	LF4SQLEDWW.....	43.....	Prescolite
KLV360DB.....	104.....	Kim Lighting	LF6CFH132EB.....	45.....	Prescolite
KLV361/3L3K/DB.....	104.....	Kim Lighting	LF6CFH213EB.....	45.....	Prescolite
KLV365BL.....	104.....	Kim Lighting	LF6CFH218EB.....	45.....	Prescolite
KLV365DB.....	104.....	Kim Lighting	LF6CFH226EB.....	45.....	Prescolite
KLV366/3L3K/DB.....	104.....	Kim Lighting	LF6CFH226EB DM.....	45.....	Prescolite
KLV400BL.....	111.....	Kim Lighting	LF6CFH226EBEM.....	45.....	Prescolite
KLV400DB.....	111.....	Kim Lighting	LF6CFV32EB.....	45.....	Prescolite
KLV400GR.....	111.....	Kim Lighting	LF6CFV32EB DM.....	45.....	Prescolite
KLV405BL.....	111.....	Kim Lighting	LF6CFV32EBEM.....	45.....	Prescolite
KLV405DB.....	111.....	Kim Lighting	LF6INC.....	46.....	Prescolite
KLV410.....	111.....	Kim Lighting	LF6LED.....	43.....	Prescolite
KLV415BL.....	111.....	Kim Lighting	LF6LED8 120V.....	43.....	Prescolite
KLV415DB.....	111.....	Kim Lighting	LF6LED8 277V.....	43.....	Prescolite
KLV415GR.....	111.....	Kim Lighting	LF6LEDEM.....	43.....	Prescolite
KLV427.....	111.....	Kim Lighting	LF6LEDWW.....	43.....	Prescolite
KLV432.....	111.....	Kim Lighting	LF6SQCFH132EB.....	44.....	Prescolite
KLV600.....	111.....	Kim Lighting	LF6SQCFH132EBWW.....	44.....	Prescolite
KLV605.....	111.....	Kim Lighting	LF6SQLED.....	43.....	Prescolite
KLV620.....	111.....	Kim Lighting	LF6SQLEDWW.....	43.....	Prescolite

LF8CFH132EB	45	Prescolite
LF8CFH132EBEM	45	Prescolite
LF8CFH213EB	45	Prescolite
LF8CFH218EB	45	Prescolite
LF8CFH226EB	45	Prescolite
LF8CFH232EB	45	Prescolite
LF8CFV32EB	45	Prescolite
LF8INC	46	Prescolite
LF8LED	43	Prescolite
LF8LED8 120V	43	Prescolite
LF8LED8 277V	43	Prescolite
LFFQSQ-H9-26EB	48	Prescolite
LFLY1000HVW8BZ	70	Outdoor
LFMK250P8BZ	70	Outdoor
LFMK400P8BZ	70	Outdoor
LFS	69	Outdoor
LFSC6	43	Prescolite
LFSC6EM	43	Prescolite
LFSC8	43	Prescolite
LG1R	130	Dual-Lite
LG1S	130	Dual-Lite
LG1T	130	Dual-Lite
LG2S	130	Dual-Lite
LG2SI	130	Dual-Lite
LHA	20,21	Columbia
LHA4-454-NST-4EPU	20	Columbia
LHA4-454-NST-4EPU-F554841	20	Columbia
LHA4-454-NU-4EPU	20	Columbia
LHA4-454-NU-4EPU-F554841	20	Columbia
LHA4-632-NST-3EHLU	20	Columbia
LHA4-632-NST-3EHLU-FO841	20	Columbia
LHA4-632-NU-3EHLU	20	Columbia
LHA4-632-NU-3EHLU-FO841	20	Columbia
LHA4-632-NU-3EHLU-FO850	20	Columbia
LHA4-654-NST-24EPU	20	Columbia
LHA4-654-NST-24EPU-F554841	20	Columbia
LHA4-654-NU-24EPU	20	Columbia
LHA4-654-NU-24EPU-F554841	20	Columbia
LHR	21	Columbia
LHV	22-24	Columbia
LHV4-432-M4R-ST-4EHLU	22	Columbia
LHV4-432-M4RU-4EHLU-FO850	22	Columbia
LHV4-454-GWU-4EPU-F5841	22	Columbia
LHV4-454-M4RST-4EPU	22	Columbia
LHV4-454-M4RST-4EPU-F5841	22	Columbia
LHV4-454-M4RU-4EPU	22	Columbia
LHV4-454-M4RU-4EPU-F5841	22	Columbia
LHV4-632-GWU-3EHLU-FO741	22	Columbia
LHV4-632-M4RST-3EHLU-FO741	22	Columbia
LHV4-632-M4RU-3EHLU	22	Columbia
LHV4-632-M4RU-3EHLU-FO741	22	Columbia
LHV4-632-M4RU-3EHLU-FO850	22	Columbia
LHV4-632-M4RU-3EPHLU-FO850	22	Columbia
LHV4-654-GWU-24EPU-F5841	22	Columbia
LHV4-654-M4RST-24EPU-F5841	22	Columbia
LHV4-654-M4RU-24EPU	22	Columbia
LHV4-654-M4RU-24EPU-F5841	22	Columbia
LHV4CA	23	Columbia
LHV4CA	23	Columbia
LHV4FWG	23	Columbia
LHV4FWG	23	Columbia
LHV4SPJ	23	Columbia
LHV4SPJ	23	Columbia
LHV4SPJ	23	Columbia
LHV6CA	23	Columbia
LHV6CA	23	Columbia
LHV6FWG	23	Columbia

LHV6FWG	23	Columbia
LHV6SPJ	23	Columbia
LHV6SPJ	23	Columbia
LHV6SPJ	23	Columbia
LHV6SPJ	23	Columbia
LHVOS1360	22	Columbia
LHVQM10	22	Columbia
LHVQM20	22	Columbia
LHVQM5	22	Columbia
LHVS4-CA	23	Columbia
LHVS4-CAWG	23	Columbia
LHVS4-WG	23	Columbia
LHVS6-CA	23	Columbia
LHVS6-CAWG	23	Columbia
LHVS6-WG	23	Columbia
LHVSP	22	Columbia
LHVSPM5	22	Columbia
LHVTH	22	Columbia
LHVWG4-4	22	Columbia
LHVWG4-6	22	Columbia
LJT	1	Columbia
LJT22-35HLG-FSA12-EDU	1	Columbia
LJT24-35MLG-FSA12-EDU	1	Columbia
LLC250P81LP	72	Outdoor
LM130	127	Dual-Lite
LM130-12V	127	Dual-Lite
LM16	127	Dual-Lite
LM161	127	Dual-Lite
LM2	127	Dual-Lite
LM24CH	127	Dual-Lite
LM33	127	Dual-Lite
LM331	127	Dual-Lite
LM36CH	127	Dual-Lite
LM40	127	Dual-Lite
LM40-12V	127	Dual-Lite
LM66	127	Dual-Lite
LM66-12V	127	Dual-Lite
LM66-V	127	Dual-Lite
LM661	127	Dual-Lite
LM80	127	Dual-Lite
LM80-12V	127	Dual-Lite
LMC-30LU-4K-3-035-1	73	Outdoor
LMC-30LU-4K-3-1	73	Outdoor
LMC-30LU-4K-4-035-1	73	Outdoor
LMC-30LU-4K-4-1	73	Outdoor
LMC-30LU-5K-3-035-1	73	Outdoor
LMC-30LU-5K-3-1	73	Outdoor
LMC-30LU-5K-4-035-1	73	Outdoor
LMC-30LU-5K-4-1	73	Outdoor
LMC150P81LP	72	Outdoor
LMC150P81LP	72	Outdoor
LN4XRW	139	Dual-Lite
LN4XRWE	139	Dual-Lite
LN4XRWEI	139	Dual-Lite
LNC-7LU-5K-3-1-PC1	71	Outdoor
LNC-9LU-5K-3-1-PC1	71	Outdoor
LNC212LU5K31	72	Outdoor
LNC212LU5K31PC1	72	Outdoor
LNC218LU5K31	72	Outdoor
LNC218LU5K31PC1	72	Outdoor
LNC5LU5K	71	Outdoor
LNC5LU5KPC	71	Outdoor
LNC7LU5K31	71	Outdoor
LNC9LU5K31	71	Outdoor
LSC	128	Dual-Lite
LSCI	128	Dual-Lite
LSCN	128	Dual-Lite
LTUGW	133	Dual-Lite

LTURB.....	133.....	Dual-Lite	LZ30.....	125.....	Dual-Lite
LTURW.....	133.....	Dual-Lite	LZ30-10W.....	125.....	Dual-Lite
LTURW3.....	133.....	Dual-Lite	LZ30L.....	125.....	Dual-Lite
LTURW3-0.....	133.....	Dual-Lite	LZ35-12V.....	125.....	Dual-Lite
LTURWD.....	133.....	Dual-Lite	LZ65.....	125.....	Dual-Lite
LTURWDI.....	133.....	Dual-Lite	LZ65-12V.....	125.....	Dual-Lite
LTV10NF.....	119.....	Kim Lighting	LZRSW0605.....	142.....	Dual-Lite
LTV10SP.....	119.....	Kim Lighting	LZRSW1205.....	142.....	Dual-Lite
LTV22WW.....	119.....	Kim Lighting	M2LH.....	86.....	Outdoor
LTV50NF.....	119.....	Kim Lighting	M2LHW.....	86.....	Outdoor
LTV50SP.....	119.....	Kim Lighting	MHS.....	69.....	Outdoor
LTV52WW.....	119.....	Kim Lighting	MHSK150P8.....	69.....	Outdoor
LUN.....	29.....	Columbia	MHSK250P8.....	69.....	Outdoor
LUN4-232-EU.....	29.....	Columbia	MHSK400P5.....	69.....	Outdoor
LUN8-232-4EU.....	29.....	Columbia	MHSK400P8.....	69.....	Outdoor
LUN8-296HO-EPU.....	29.....	Columbia	MHSK400S8.....	70.....	Outdoor
LUN8-296T8HO-EPU.....	29.....	Columbia	MHSY150P8.....	70.....	Outdoor
LV1.....	48.....	Prescolite	MHSY150S8.....	70.....	Outdoor
LV17.....	40.....	Prescolite	MHSY250P8.....	70.....	Outdoor
LV17.....	48.....	Prescolite	MHSY250S8.....	70.....	Outdoor
LV18.....	48.....	Prescolite	MHSY320P8.....	70.....	Outdoor
LV19.....	40.....	Prescolite	MHSY400P5.....	70.....	Outdoor
LV19.....	48.....	Prescolite	MHSY400P8.....	70.....	Outdoor
LV1B.....	48.....	Prescolite	MHSY400S5.....	70.....	Outdoor
LV1C.....	48.....	Prescolite	MIC0070H358.....	68.....	Outdoor
LV1W.....	48.....	Prescolite	MIC0070S651.....	68.....	Outdoor
LV1WBF.....	48.....	Prescolite	MIC0100H358.....	68.....	Outdoor
LV2.....	48.....	Prescolite	MIC0150P338.....	68.....	Outdoor
LV2B.....	48.....	Prescolite	MIC0150P358.....	68.....	Outdoor
LV2C.....	48.....	Prescolite	MIC0150S258.....	68.....	Outdoor
LV2W.....	48.....	Prescolite	MIC0150S651.....	68.....	Outdoor
LV2WBF.....	48.....	Prescolite	MO.....	86.....	Outdoor
LV3.....	48.....	Prescolite	MOW.....	86.....	Outdoor
LV30.....	48.....	Prescolite	MSAB.....	85.....	Outdoor
LV4.....	48.....	Prescolite	MSAG.....	85.....	Outdoor
LV5.....	48.....	Prescolite	MSV.....	92.....	Spaulding
LV50L.....	48.....	Prescolite	MVK0400P268LP.....	70.....	Outdoor
LV6.....	48.....	Prescolite	MVK1000H268.....	70.....	Outdoor
LV7.....	48.....	Prescolite	MVM-0400P-265.....	71.....	Outdoor
LV8.....	48.....	Prescolite	MVM-0400P-268.....	71.....	Outdoor
LV9.....	48.....	Prescolite	MVM0400P268LP.....	70.....	Outdoor
LVH4 120V.....	47.....	Prescolite	MVM0400S268.....	71.....	Outdoor
LVH4 277V.....	47.....	Prescolite	MVM1000H265.....	70.....	Outdoor
LVH4IC 120V.....	47.....	Prescolite	MVM1000H268.....	70.....	Outdoor
LVR P4D24 3X6 MA HK BAG.....	.8.....	Columbia	N4X14-12V.....	128.....	Dual-Lite
LVT56.....	85.....	Outdoor	N4X14-12VI.....	128.....	Dual-Lite
LWJ-175P8-A-WH.....	60.....	Industrial	N4X2.....	128.....	Dual-Lite
LWP-150P8-A-WH.....	60.....	Industrial	N4X2I.....	128.....	Dual-Lite
LXUGBE.....	133.....	Dual-Lite	N4X4.....	128.....	Dual-Lite
LXUGW.....	132.....	Dual-Lite	N4X7.....	128.....	Dual-Lite
LXUGW-2C.....	132.....	Dual-Lite	N4X7-12V.....	128.....	Dual-Lite
LXUGWE.....	133.....	Dual-Lite	N4X7-12VI.....	128.....	Dual-Lite
LXUGWEI.....	133.....	Dual-Lite	NRG-4-30LU-4K-BZ.....	81.....	Outdoor
LXURB.....	132.....	Dual-Lite	NRG-4-30LU-5K-BZ.....	81.....	Outdoor
LXURBE.....	133.....	Dual-Lite	NRG1111B.....	73.....	Outdoor
LXURW.....	132.....	Dual-Lite	NRG1111W.....	73.....	Outdoor
LXURW-2C.....	132.....	Dual-Lite	NRG1112B.....	73.....	Outdoor
LXURWE.....	133.....	Dual-Lite	NRG1112W.....	73.....	Outdoor
LXURWEI.....	133.....	Dual-Lite	NRG1143B.....	73.....	Outdoor
LZ15.....	125.....	Dual-Lite	NRG1143W.....	73.....	Outdoor
LZ2.....	125.....	Dual-Lite	NRG1151B.....	73.....	Outdoor
LZ2-B.....	125.....	Dual-Lite	NRG1151W.....	73.....	Outdoor
LZ2-V.....	125.....	Dual-Lite	NRG1171B.....	73.....	Outdoor
LZ20N.....	125.....	Dual-Lite	NRG1171W.....	73.....	Outdoor
LZ25N-12V.....	125.....	Dual-Lite	NRG1172W.....	73.....	Outdoor
LZ2D.....	125.....	Dual-Lite	NRG204B.....	79.....	Outdoor
LZ2DI.....	125.....	Dual-Lite	NRG204BMS.....	79.....	Outdoor

NRG204BPC	79	Outdoor
NRG206BPC	79	Outdoor
NRG207B	79	Outdoor
NRG207BPC	79	Outdoor
NRG250B	79	Outdoor
NRG250BPC	79	Outdoor
NRG301B	79	Outdoor
NRG301BPC	79	Outdoor
NRG304B	79	Outdoor
NRG304BE	124	Dual-Lite
NRG304BMS	79	Outdoor
NRG304BPC	79	Outdoor
NRG304BPCW	79	Outdoor
NRG306B	79	Outdoor
NRG306BPC	80	Outdoor
NRG306BPCW	80	Outdoor
NRG307B	80	Outdoor
NRG307BPC	80	Outdoor
NRG312LU5KBZ	80	Outdoor
NRG312LU5KBZPC	80	Outdoor
NRG350B	80	Outdoor
NRG350BPC	80	Outdoor
NRG401	81	Outdoor
NRG413P8	81	Outdoor
NRG415P8	81	Outdoor
NV2AG	64	Industrial
NV2BG	64	Industrial
NV2FG18	64	Industrial
NV2FG26	64	Industrial
NV2FG32	64	Industrial
NV2FG42	64	Industrial
NV2GG	64	Industrial
NV2IG15	64	Industrial
NV2XG	64	Industrial
OCRDB0605	142	Dual-Lite
OCRDW0605	142	Dual-Lite
OCRDZ0605	142	Dual-Lite
OCRSB0605	142	Dual-Lite
OCRSW0605	142	Dual-Lite
OCRSZ0605	142	Dual-Lite
OMSDB0605	141	Dual-Lite
OMSDB1208	141	Dual-Lite
OMSDB1212	141	Dual-Lite
OMSDW0605	141	Dual-Lite
OMSDW0607	141	Dual-Lite
OMSDW1208	141	Dual-Lite
OMSDW1212	141	Dual-Lite
OMSSB0605	141	Dual-Lite
OMSSB0607	141	Dual-Lite
OMSSW0605	141	Dual-Lite
P4	7	Columbia
P4D	8,9	Columbia
P4D22-232U6G-MA33-AV-EU	8	Columbia
P4D22-232U6G-MA33-S-EU	8	Columbia
P4D24-232G-MA26-S-EU	8	Columbia
P4D24-332G-MA36-AV-3EU	8	Columbia
P4D24-332G-MA36-S-3EPU	8	Columbia
P4D24-332G-MA36-S-3EU	8	Columbia
P4D24-332G-MA36-S-3EU-FO735	8	Columbia
P4D24-332G-MA36-S-3EU-FO735-C388	8	Columbia
P4D24-332G-MA36-S-3EU-FO741	8	Columbia
P4D24-332G-MA36-S-EPU	8	Columbia
P4D24-332G-MA36-S-EU	8	Columbia
P4D24-432G-MA48-S-4EU	8	Columbia
PBT1	84	Outdoor
PBT234	84	Outdoor
PGB	123	Dual-Lite

PGB-HTR	123	Dual-Lite
PGF1P	124	Dual-Lite
PGF1P-PC1	124	Dual-Lite
PGF1Z	124	Dual-Lite
PGF1Z-PC1	124	Dual-Lite
PGL250P1281LP	76	Outdoor
PGL350P1281	76	Outdoor
PGL350P1281LP	76	Outdoor
PGL400S1281LP	76	Outdoor
PGM3-30LU-4K-035-BZ	77	Outdoor
PGM3-30LU-4K-BZ	77	Outdoor
PGM3-30LU-5K-035-BZ	77	Outdoor
PGM3070P18BZL	76	Outdoor
PGM3070S18BZ	76	Outdoor
PGM3100P18BZL	76	Outdoor
PGM3100S18BZ	76	Outdoor
PGM3150P18BZ	76	Outdoor
PGM3150P18BZL	76	Outdoor
PGM3150S18BZL	76	Outdoor
PGM3250P18BZ	76	Outdoor
PGM3250P18BZL	76	Outdoor
PGM3250S18BZ	76	Outdoor
PGM3250S18BZL	76	Outdoor
PGM330LU5KBZ	77	Outdoor
PGNB	123	Dual-Lite
PGNP	123	Dual-Lite
PGNW	123	Dual-Lite
PGNZ	123	Dual-Lite
PGP	123	Dual-Lite
PGP-HTR	123	Dual-Lite
PGPS	79	Outdoor
PGW	123	Dual-Lite
PGW-HTR	123	Dual-Lite
PGWG	79	Outdoor
PGZ	123	Dual-Lite
PGZ-HTR	123	Dual-Lite
PKT-261	57	Prescolite
PKT-301	57	Prescolite
PMLXW	132	Dual-Lite
PMLXW	133	Dual-Lite
PVL3-30LU-4K-035-BZ	77	Outdoor
PVL3-30LU-4K-BZ	77	Outdoor
PVL3-30LU-5K-035-BZ	77	Outdoor
PVL3070P18BZL	75	Outdoor
PVL3070S18BZL	75	Outdoor
PVL3100P18BZL	75	Outdoor
PVL3100S18BZ	75	Outdoor
PVL3100S18BZL	75	Outdoor
PVL3150P18BZ	75	Outdoor
PVL3150P18BZL	75	Outdoor
PVL3150S18BZ	75	Outdoor
PVL3150S18BZL	75	Outdoor
PVL3150S51BZL	75	Outdoor
PVL3242F18BZL	76	Outdoor
PVL3242F18BZL2BOC	76	Outdoor
PVL330LU5KBZ	79	Outdoor
PVL3V	79	Outdoor
Q150B	67	Outdoor
Q150W	67	Outdoor
Q300B	67	Outdoor
Q500B	67	Outdoor
Q500W	67	Outdoor
QL-5G	67	Outdoor
QL1505	67	Outdoor
QL1505L15	67	Outdoor
QL505	67	Outdoor
QL505BZ	67	Outdoor

QL505L05	67	Outdoor
QSPC13LU5KBZ	74	Outdoor
QSPC42F8BZ	74	Outdoor
QSPC42F8PL	74	Outdoor
QSPC70P8BZ	74	Outdoor
QSPC70P8PL	74	Outdoor
QWL1000T	67	Outdoor
QWL150C	67	Outdoor
QWL500S	67	Outdoor
R12100H	82	Outdoor
R1284F	82	Outdoor
R2LHQ	87	Outdoor
R2LHQW	87	Outdoor
R970H	82	Outdoor
R970S	82	Outdoor
RBB	137	Dual-Lite
RCL	91	Spaulding
RCS	90	Spaulding
RDAB	86	Outdoor
RDIC13LU5KBZ	74	Outdoor
RDIC42F8BZ	74	Outdoor
RDIC42F8PL	74	Outdoor
RDIC42F9BZBOC	74	Outdoor
RDIC70P8BZ	74	Outdoor
RDIC70P8PL	74	Outdoor
RDPT	86	Outdoor
REPT	86	Outdoor
RETA-XX	90	Spaulding
RLC6LED120	42	Prescolite
RLC6LED120 DM	42	Prescolite
RLC6LED277	42	Prescolite
RLC6LED277 DM	42	Prescolite
RLD-40S38-3	87	Outdoor
RLF6LED	43	Prescolite
RLF8LED	43	Prescolite
RLG-3-3	87	Outdoor
RMD-25S38-3	87	Outdoor
RMG-3-3	87	Outdoor
RMN4-120	56	Prescolite
RMNICD	53	Prescolite
RMNICS	54	Prescolite
RU100G	85	Outdoor
RU100P8	85	Outdoor
RU100WW	85	Outdoor
RU70G	85	Outdoor
RU70P8	85	Outdoor
RU70WW	85	Outdoor
S12100H	81	Outdoor
S12150P	81	Outdoor
S12150S	81	Outdoor
S1284F	81	Outdoor
S18	30	Columbia
S2LH	86	Outdoor
S2LHW	86	Outdoor
S302	84	Outdoor
S302M51	84	Outdoor
S6WG	143	Dual-Lite
S942F	81	Outdoor
S970H	81	Outdoor
S970S	81	Outdoor
SA	15	Columbia
SA4-232-EU	15	Columbia
SAAB	86	Outdoor
SAPT	86	Outdoor
SAR3 HID	115	Kim Lighting
SAR3 HID	122	Kim Lighting
SAR3 LED	116	Kim Lighting

SAR4 HID	115	Kim Lighting
SAR4 LED	116	Kim Lighting
SAR5 HID	122	Kim Lighting
SBC4DB	96	Spaulding
SBC4DB	96	Spaulding
SBC4DB	96	Spaulding
SBC5DB	96	Spaulding
SCIBX	56	Prescolite
SCIBX8	57	Prescolite
SCP	80	Outdoor
SEDGBN	135	Dual-Lite
SEDGBNE	136	Dual-Lite
SEDGW	136	Dual-Lite
SEDGWE	136	Dual-Lite
SEDGWEI	136	Dual-Lite
SEDRB	134	Dual-Lite
SEDRBE	135	Dual-Lite
SEDRBN	134	Dual-Lite
SEDRBNE	135	Dual-Lite
SEDRBNEI	135	Dual-Lite
SEDRW	134	Dual-Lite
SEDRWE	135	Dual-Lite
SEDRWEI	135	Dual-Lite
SEDRWN	134	Dual-Lite
SEDRWNE	135	Dual-Lite
SER	2	Columbia
SESGB	135	Dual-Lite
SESGBN	135	Dual-Lite
SESGBNE	136	Dual-Lite
SESGBNEI	136	Dual-Lite
SESGW	134	Dual-Lite
SESGWE	135	Dual-Lite
SESGWE-VTR	136	Dual-Lite
SESGWEI	135	Dual-Lite
SESGWN	134	Dual-Lite
SESRB	134	Dual-Lite
SESRBE	135	Dual-Lite
SESRBN	134	Dual-Lite
SESRBNE	135	Dual-Lite
SESRBNE-VTR	135	Dual-Lite
SESRBNEI	135	Dual-Lite
SESRW	134	Dual-Lite
SESRW-VTR	134	Dual-Lite
SESRWE	135	Dual-Lite
SESRWE-VTR	135	Dual-Lite
SESRWEI	135	Dual-Lite
SESRWEI-VTR	135	Dual-Lite
SESRWN	134	Dual-Lite
SESRWNE	135	Dual-Lite
SESRWNEI	135	Dual-Lite
SETA-DB	96	Spaulding
SETA-XX	90	Spaulding
SEWL	137	Dual-Lite
SEWLDGBE	136	Dual-Lite
SEWLDGWE	136	Dual-Lite
SEWLDRBE	136	Dual-Lite
SEWLDRWE	136	Dual-Lite
SEWLSGBE	136	Dual-Lite
SEWLSGWE	136	Dual-Lite
SEWLSRBE	136	Dual-Lite
SEWLSRWE	136	Dual-Lite
SHLD ASY WC 4FT	18	Columbia
SHLD ASY WCW 4FT	18	Columbia
SHLD AWN 4FT	17	Columbia
SHLD AWW 4FT	17	Columbia
SLS-1000H-125-L	99	SLS
SLS-1000H-128-L	99	SLS

SLS-1000H-135-L	99	SLS
SLS-1000H-138-L	99	SLS
SLS-1000H-145-L	99	SLS
SLS-1000H-148-L	99	SLS
SLS-1000H-155-L	99	SLS
SLS-1000H-158-L	99	SLS
SLS-1000H-165-L	99	SLS
SLS-1000H-168-L	99	SLS
SLS-1500H-125-L	99	SLS
SLS-1500H-128-L	99	SLS
SLS-1500H-135-L	99	SLS
SLS-1500H-138-L	99	SLS
SLS-1500H-145-L	99	SLS
SLS-1500H-148-L	99	SLS
SLS-1500H-155-L	99	SLS
SLS-1500H-158-L	99	SLS
SLS-1500H-165-L	100	SLS
SLS-1500H-168-L	100	SLS
SLS-R2	100	SLS
SLS-R3A	100	SLS
SLS-R4	100	SLS
SLS-R5	100	SLS
SLS-R6	100	SLS
SLSA-1000H5	100	SLS
SLSA-1000H8	100	SLS
SLSA-1500H5	100	SLS
SLSA-1500H8	100	SLS
SLSV2	101	SLS
SO	87	Outdoor
SOW	87	Outdoor
SRHDW0607	140	Dual-Lite
SRHDW1207	140	Dual-Lite
SRHDW1212	140	Dual-Lite
SRHSW0607	140	Dual-Lite
SRHSW1207	140	Dual-Lite
SRHSW1212	140	Dual-Lite
SS	28	Columbia
SS10	119	Kim Lighting
SS18	30	Columbia
SS3-225-EU	28	Columbia
SS4-132-EU	28	Columbia
SS4-232-EU	28	Columbia
SSAB	86	Outdoor
SSAG	86	Outdoor
SSS-16-40-1-XX-XX	94	Spaulding
SSS-20-40-1-RDC	94	Spaulding
SSS-20-40-1-XX-XX	94	Spaulding
SSS-25-40-1-RDC	94	Spaulding
SSS-25-40-1-XX-XX	94	Spaulding
SSS-30-50-7-RDC	94	Spaulding
SSS-30-50-7-XX-XX	94	Spaulding
SSS20401W2	94	Spaulding
SSS25401W2	94	Spaulding
SSS30507W2	94	Spaulding
SSST4DB	96	Spaulding
ST372A	39	Prescolite
ST372AWT	39	Prescolite
ST492A	39	Prescolite
ST492AWT	39	Prescolite
ST8	12,13	Columbia
ST824-232G-FSA12125-EU	12	Columbia
ST824-332G-FSA12125-3EPU	12	Columbia
ST824-332G-FSA12125-3EU	12	Columbia
ST824-332G-FSA12125-EPU	12	Columbia
ST824-332G-FSA12125-EU	12	Columbia
ST824-432G-FSA12125-4EU	12	Columbia
ST824-432G-FSA12125-EU	12	Columbia

ST832	41	Prescolite
STCB8CL	58	Prescolite
STE	4,5	Columbia
STE22-217G-MPO-EU	4	Columbia
STE22-240TTG-MPO-EPTTU-C388	4	Columbia
STE22-240TTG-MPO-ETTU	4	Columbia
STE22-317G-MPO-EU	4	Columbia
STE24-232G-MPO-EPU	4	Columbia
STE24-232G-MPO-EU	4	Columbia
STE24-332G-MPO-3EPU	4	Columbia
STE24-332G-MPO-3EU	4	Columbia
STE24-332G-MPO-3EU-FO735-C388	4	Columbia
STE24-332G-MPO-EU	4	Columbia
STE24-332G-MPO-EU-FO735	4	Columbia
STE24-332G-MPO-EU-FO841	4	Columbia
STF602	40	Prescolite
STF602H	38	Prescolite
STF602HWT	38	Prescolite
STF602HWW	38	Prescolite
STF602MFC	40	Prescolite
STF602SS	40	Prescolite
STF602WT	40	Prescolite
STF602WW	40	Prescolite
STF802	40	Prescolite
STF802H	38	Prescolite
STF802HSS	38	Prescolite
STF802HWT	38	Prescolite
STF802WT	40	Prescolite
STF902H	38	Prescolite
STFD802H	38	Prescolite
STFD802HWT	38	Prescolite
SWD-350P8-AP-WH	61	Industrial
SWD-400P5-AP-WH	61	Industrial
SWD-400P8-AP-WH	61	Industrial
T41	47	Prescolite
T45	47	Prescolite
T46	47	Prescolite
T47	47	Prescolite
T50L	47	Prescolite
TA120BF	51	Prescolite
TA120BF	56	Prescolite
TA120C	56	Prescolite
TA120E	51	Prescolite
TA120WBF	51	Prescolite
TA120WBF	56	Prescolite
TA12BF	51	Prescolite
TA12BF	56	Prescolite
TA12C	51	Prescolite
TA12C	56	Prescolite
TA12E	51	Prescolite
TA12E	56	Prescolite
TA12PS	51	Prescolite
TA12PS	56	Prescolite
TA12WBF	51	Prescolite
TA12WBF	56	Prescolite
TA55	51	Prescolite
TA55	55	Prescolite
TA60	51	Prescolite
TA60	53	Prescolite
TA61	54	Prescolite
TAB30M38	96	Spaulding
TAB30M38	96	Spaulding
TAB30M38	96	Spaulding
TAB36M38	96	Spaulding
TAW65	51	Prescolite
TAW65	53	Prescolite
TB53	55	Prescolite

TB54	55	Prescolite	TRPC42F8PL	74	Outdoor
TB60	51	Prescolite	TRPC42F9BZBOC	74	Outdoor
TB60	54	Prescolite	TRPC70P8PL	74	Outdoor
TB61	51	Prescolite	TSC6WBF	57	Prescolite
TB61	54	Prescolite	TSC8WBF	57	Prescolite
TBC	30	Columbia	TWK11	83	Outdoor
TBW53	55	Prescolite	UC	15	Columbia
TBW54	55	Prescolite	UC24-117-EU	15	Columbia
TBW60	51	Prescolite	UC36-125-EU	15	Columbia
TBW60	54	Prescolite	UC48-132-EU	15	Columbia
TBW61	51	Prescolite	UFO-3AW	129	Dual-Lite
TBW61	54	Prescolite	UFO-4W	129	Dual-Lite
TBW62	51	Prescolite	UFO-5AW	129	Dual-Lite
TBW62	54	Prescolite	UFO-5W	129	Dual-Lite
TBW63	54	Prescolite	UFO-6W	129	Dual-Lite
TCA2	47	Prescolite	UFO-6W-CLD	129	Dual-Lite
TCAR2	100	SLS	UFO-6WI	129	Dual-Lite
TCAR3	100	SLS	UFO-7W	129	Dual-Lite
TCAR4	100	SLS	UFO-7WI	129	Dual-Lite
TCAW2	100	SLS	UFO-CF1	130	Dual-Lite
TCAW3	100	SLS	UFO-CF2	130	Dual-Lite
TCAW4	100	SLS	UFO-CF2-CLD	130	Dual-Lite
TCB1	83	Outdoor	UFO-LED20	130	Dual-Lite
TG15	126	Dual-Lite	UFO-LP1	129	Dual-Lite
TG30	126	Dual-Lite	UFO-LP2	129	Dual-Lite
TG50-12V	126	Dual-Lite	UFO-PSMH175	130	Dual-Lite
THB21	83	Outdoor	UFO-PSMH400	130	Dual-Lite
THB31	83	Outdoor	UFO-RP1	129	Dual-Lite
TL41	50	Prescolite	UFO-RP2	129	Dual-Lite
TL42	50	Prescolite	UFO-RP3	129	Dual-Lite
TL43	50	Prescolite	URK	137	Dual-Lite
TL51	51	Prescolite	V-8LU-15	63	Industrial
TL51	55	Prescolite	VAP	63	Industrial
TL60	51	Prescolite	VBG-150	83	Outdoor
TL60	54	Prescolite	VBG-300	83	Outdoor
TL61	54	Prescolite	VBGL1	83	Outdoor
TL62	51	Prescolite	VCG-15	63	Industrial
TL62	54	Prescolite	VCG-30	63	Industrial
TL63	51	Prescolite	VFB-15	63	Industrial
TL63	54	Prescolite	VFB-30	63	Industrial
TL64	51	Prescolite	VG-15	64	Industrial
TL64	54	Prescolite	VG-30	64	Industrial
TLAB	86	Outdoor	VL15A	63	Industrial
TLAG	86	Outdoor	VL15LG	63	Industrial
TMR	93	Spaulding	VP-1	64	Industrial
TMS	93	Spaulding	VP-2	64	Industrial
TO120	56	Prescolite	VR	16	Columbia
TO6	51	Prescolite	VRB1 CFL	121	Kim Lighting
TO6	54	Prescolite	VRB1 HID	117	Kim Lighting
TO60C	51	Prescolite	VRB1 HID	121	Kim Lighting
TO60C	54	Prescolite	VRB1 LED	117	Kim Lighting
TO61	51	Prescolite	VRGP-100	64	Industrial
TO61	54	Prescolite	VRM4-232-EU	16	Columbia
TO62	51	Prescolite	VRS	143	Dual-Lite
TO62	54	Prescolite	VRS-4X	143	Dual-Lite
TO63WL	51	Prescolite	VRS3	143	Dual-Lite
TO63WL	53	Prescolite	VW-1	64	Industrial
TO65	54	Prescolite	VWGG-150	83	Outdoor
TPR3	83	Outdoor	VWGG-300	83	Outdoor
TPR4	83	Outdoor	VWGL1	83	Outdoor
TRA	5	Columbia	VX-1	64	Industrial
TRE	6	Columbia	VX-2	64	Industrial
TRP150P8FTBZ	74	Outdoor	W	15	Columbia
TRP150P8WTBZ	74	Outdoor	W2-217-EU	15	Columbia
TRP84F8WTBQ	74	Outdoor	W4-232-EU	15	Columbia
TRPC13LU5KBZ	74	Outdoor	WA2-ENC	59	Industrial
TRPC42F8BZ	74	Outdoor	WAL	16	Columbia

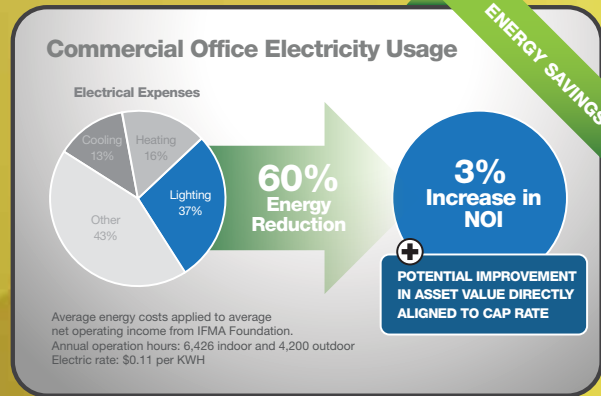
WAL4-232-EU	16	Columbia
WC	18	Columbia
WC4-232-EU	18	Columbia
WC8-232-4EU	18	Columbia
WCW4-332-3EU	18	Columbia
WCW4-432-4EU	18	Columbia
WD14D2 HID	117	Kim Lighting
WD14D2 LED	117	Kim Lighting
WD14D3 HID	117	Kim Lighting
WD14D3 HID	121	Kim Lighting
WD14D3 LED	117	Kim Lighting
WD14D4 HID	117	Kim Lighting
WD14D4 LED	117	Kim Lighting
WD18D3 HID	121	Kim Lighting
WF21P CFL	121	Kim Lighting
WF21P HID	121	Kim Lighting
WG-14	61	Industrial
WG-MLT	143	Dual-Lite
WGC100H	78	Outdoor
WGC100S	78	Outdoor
WGC42F	78	Outdoor
WGC42FE	124	Dual-Lite
WGC50H	78	Outdoor
WGC70H	78	Outdoor
WGEL	143	Dual-Lite
WGH100H	80	Outdoor
WGH150P	77	Outdoor
WGH150S	77	Outdoor
WGH150S120	77	Outdoor
WGH250P	77	Outdoor
WGH250S	77	Outdoor
WGH320P	77	Outdoor
WGH400P	77	Outdoor
WGH400S	77	Outdoor
WGH70H	80	Outdoor
WGH84F	77	Outdoor
WGL250P	78	Outdoor
WGL250S	78	Outdoor
WGL320P	78	Outdoor
WGL400P	78	Outdoor
WGL400S	78	Outdoor
WGLX	143	Dual-Lite
WGLXC	143	Dual-Lite
WGLXE	143	Dual-Lite
WGLZ	143	Dual-Lite
WGM100P	78	Outdoor
WGM150P	78	Outdoor
WGM150S	78	Outdoor
WGM84F	78	Outdoor
WGM84FMS42	78	Outdoor
WGTCE	143	Dual-Lite
WGTW	143	Dual-Lite
WMR42F1PC	75	Outdoor
WMR70P6	75	Outdoor
WMS42F1PC	75	Outdoor
WMS70P6	75	Outdoor
WP9LE3 HID	113	Kim Lighting
WP9LE3 LED	114	Kim Lighting
WP9LE4 HID	113	Kim Lighting
WP9LE4 LED	114	Kim Lighting
WP9LM2 HID	113	Kim Lighting
WP9LM3 HID	113	Kim Lighting
WP9LM3 HID	113	Kim Lighting
WP9LM4 HID	113	Kim Lighting
WP9SE2 HID	113	Kim Lighting
WP9SE3 HID	113	Kim Lighting
WP9SE3 LED	114	Kim Lighting

WP9SE4 LED	114	Kim Lighting
WPH100S	80	Outdoor
WPH70S	80	Outdoor
XEM	30	Columbia
XEM4-232-RA-EU	30	Columbia
XEM8-232-RA-4EU	30	Columbia
XEM8-296T8HO-RA-EPU	30	Columbia
XFSW	28	Columbia
XFSW4-454-CA-GW-4EPU	28	Columbia
XFSW4-454-CA-M4R-4EPU	28	Columbia
XFSW4-632-CA-GW-3EHLU	28	Columbia
XFSW4-654-CA-GW-24EPU	28	Columbia
XFSWSB	28	Columbia
ZPT	6	Columbia

Your Retrofit Lighting & Controls Headquarters

Impact of a Commercial Property Lighting Upgrade

The typical commercial office building in the US consumes 30% of its electrical energy for lighting. A well-executed lighting retrofit that reduces lighting energy use by 60% can increase the building owner's net operating income (NOI) up to 3% while improving property values and marketability to potential tenants. Hubbell Lighting provides LED solutions for all applications.



createchange

RETROFIT LIGHTING & CONTROLS SOLUTIONS

HubbellLighting.com/solutions/retrofit/



Calculators

- Online Proposal Generator
- HVAC Impact Calculator
- Maintenance Calculator
- Productivity Calculator
- Financing Calculator

Reference Tools

- Audit Tools
- DLC Qualified Product Lookup
- Energy Star Lookup
- Utility Rebate Finder
- Input Watt Finder
- Compare-In-The-Air Program
- Cash Flow Positive Financing



HUBBELL
Lighting



HUBBELL
Lighting

701 Millennium Blvd.
Greenville, SC 29607

HUBBELLLIGHTING.COM

ALERA LIGHTING

ARCHITECTURAL AREA LIGHTING

BEACON PRODUCTS

COLUMBIA LIGHTING

COMPASS PRODUCTS

DEVINE LIGHTING

DUAL-LITE

HOMESTYLE LIGHTING

HUBBELL BUILDING AUTOMATION

HUBBELL INDUSTRIAL LIGHTING

HUBBELL OUTDOOR LIGHTING

KIM LIGHTING

KURT VERSEN

PRESCOLITE

PROGRESS LIGHTING

SPAULDING

SPORTSLITER SOLUTIONS

STERNER LIGHTING