Section B

TWIST-LOCK® and HUBBELLOCK® Devices

Index

Rating	Type	Page Number
15A 125V	2P 2W, Midget Twist-Lock Non-Grounding Devices	B-2
15A 125V	2P 2W, Twist-Lock Non-Grounding Devices	B-3
20A 250V	2P 2W, Twist-Lock Non-Grounding Devices	B-4
Features and Benefits	**Midget Twist-Lock Devices**	B-5
15A 125V	2P 3W, Midget Twist-Lock Grounding Devices	B-6–7
Features and Benefits	**15A Twist-Lock Devices**	B-9
15A 125V, 250V and 277V AC	2P 3W, Twist-Lock Grounding Devices	B-10–12
Features and Benefits	**20A and 30A Twist-Lock Devices**	B-14–15
Features and Benefits	**50A Twist-Lock Devices**	B-16
Features and Benefits	**20A and 30A Watertight Safety-Shroud Twist-Lock Devices**	B-17–18
Features and Benefits	**20A and 30A Safety-Shroud Twist-Lock Devices**	B-19
Features and Benefits	**CIRCUIT-LOCK Unfused Safety-Shroud Mechanical Interlock**	B-20
Compatibility Chart	**Twist-Lock Devices**	B-21
20A 125V, 250V and 277V AC	2P 3W, Twist-Lock Grounding Devices	B-22–24
20A 125V, 250V and 277V AC	2P 3W, Valise® Twist-Lock Grounding Devices	B-25
20A 347V, 480V AC and 600V AC	2P 3W, Twist-Lock Grounding Devices	B-26
30A 125V, 250V and 277V AC	2P 3W, Twist-Lock Grounding Devices	B-27–29
30A 125V, and 250V	2P 3W, Valise Twist-Lock Grounding Devices	B-30
30A 480V AC and 600V AC	2P 3W, Twist-Lock Grounding Devices	B-31
50A 125V, 250V and 480V AC	2P 3W, Twist-Lock Grounding Devices	B-32
50A 250V DC and 600V AC	2P 3W, Twist-Lock Grounding Devices	B-33
15A 125/250V	3P 3W, Midget Twist-Lock Non-Grounding Devices	B-34–35
20 and 30A 125/250V	3P 3W, Twist-Lock Non-Grounding Devices	B-36
20A 125/250V, 3Ø 250V AC and 3Ø 480V AC	3P 4W, Twist-Lock Grounding Devices	B-37–39
30A 125/250V and 3Ø 250V AC	3P 4W, Twist-Lock Grounding Devices	B-40–42
30A 3Ø 480V AC and 3Ø 600V AC	3P 4W, Twist-Lock Grounding Devices	B-43–45
50A 125/250V, 3Ø 250V AC, and 3Ø 480V AC	3P 4W, Twist-Lock Grounding Devices	B-46
50A 600V AC, 250V DC	3P 4W, Twist-Lock Grounding Devices	B-47
20A 3Ø Y 120/208V AC, 277/480V AC and 347/600V AC	4P 4W, Twist-Lock Non-Grounding Devices	B-48
30A 3Ø Y 120/208V AC, 277/480V AC and 347/600V AC	4P 4W, Twist-Lock Non-Grounding Devices	B-49
20A and 30A 3Ø Y 120/208V AC	4P 4W, Twist-Lock Non-NEMA, Non-Grounding Devices	B-50
20A 3Ø Y 120/208V AC, 277/480V AC and 347/600V AC	4P 5W, Twist-Lock Grounding Devices	B-51–53
30A 3Ø Y 120/208V AC, 277/480V AC and 347/600V AC	4P 5W, Twist-Lock Grounding Device	B-54–56
20A 250V, 10A 600V AC	4P 5W, Twist-Lock Non-NEMA, Grounding Devices	B-57
30A 250V, 600V AC and 20A 3Ø Y 120/208V AC 400 Hz	4P 5W, Variload® Twist-Lock Grounding Devices	B-58
10A, 15A, 20A, and 30A 125V and 250V	Non-NEMA, Not UL Listed Devices	B-59–61
	Switched Twist-Lock and Hubbellock Enclosures	B-62–63
	Switched Safety-Shroud Twist-Lock Enclosure	B-64–65
	Accessories	B-66–71
	Back Boxes for Watertight Receptacles	B-72
	Add-A-Shroud	B-73
	50 Amp Twist-Lock Accessories	B-74
Features and Benefits	**Hubbellock Devices**	B-75
20A 125V	2P 3W, Hubbellock Grounding Devices	B-76
30A 600V AC, 20A 250V DC	3P 4W, Hubbellock Grounding Devices	B-77
30A 480V AC	3P 4W, Hubbellock Grounding Devices	B-78
60A 600V AC	3P 4W, Hubbellock Grounding Devices	B-79
30A 600V AC, 20A 250V DC	4P 5W, Hubbellock Grounding Devices	B-80
60A 600V AC	4P 5W, Hubbellock Grounding Devices	B-81
20A 125V AC or DC or 10A 250V DC and 480V AC	2P 3W, Hubbellock Grounding Not UL Listed Devices	B-82
	Technical Information	B-83–88

TWIST-LOCK® Devices

2 Pole, 2 Wire, Non-Grounding

15 Ampere, 125 Volts

Midget TWIST-LOCK Flanged Receptacle, Plug, Connector Body and Flanged Inlet

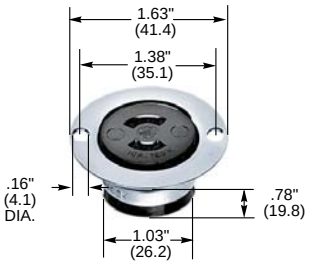

HBL7468

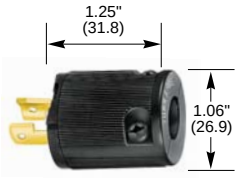

HBL7465V

HBL7464V

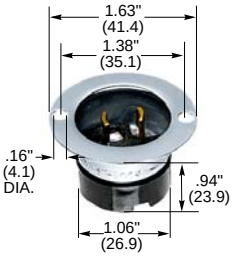

HBL7466, HBL7467

HBL4890

HBL7459V

HBL7490V

Flanged Receptacle

Description	Catalog Number	
Stainless steel flange, exposed terminals.		**HBL7468**
–		

IP20 SUITABILITY

Male Plug

Description	Cord Dia.	Catalog Number	
Valise® plug, black nylon.	.220”-.385” (5.6-9.8)	–	**HBL7465V**

IP20 SUITABILITY

Connector Body

Description	Cord Dia.	Catalog Number	
Valise connector body, black nylon, polarized.	.220”-.385” (5.6-9.8)	**HBL7464V**	–

Flanged Inlets

Description	Catalog Numbers	
Stainless steel flange, polarized, exposed terminals.	–	**HBL7467**
Stainless steel flange, not polarized, exposed terminals.	–	**HBL7466**

Weatherproofing Accessories

Description	Catalog Numbers	
Seal-tite® cover, black elastomer, for use with a HBL7465V when used with a HBL7464V connector body or a HBL7464V connector when used with a flanged inlet.	**HBL7490V****	*
Seal-tite cover, black elastomer, for use with a HBL7464V connector body and combination of HBL7465V plug and HBL7490V cover.	**HBL7459V****	*
Closure cover for use with HBL7466 or HBL7467. Bead chain is nickel-plated.	**HBL4890**	*

*** IP55 suitability when installed and used properly with plug and connector bodies.*
** Not UL Listed.*

TWIST-LOCK® Devices

2 Pole, 2 Wire Non-Grounding

15 Ampere, 125 Volts

Receptacles, INSULGRIP® Plug, Connector Body, Flanged Inlet and Flanged Receptacles

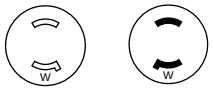

NEMA L1-15R 15A 125V UL Listed 0.5 HP

NEMA L1-15P 15A 125V UL Listed 0.5 HP

Receptacles

Description	Catalog Numbers	
Duplex, flush, black phenolic.	**HBL7540**	–
Single, flush, black phenolic.	**HBL7535**	–
Single, panel mount, 1 15/16" (49.2) centers, black phenolic.	**HBL7498**	–

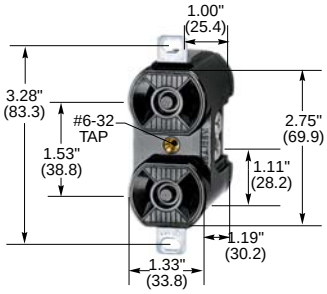

HBL7540

Insulgrip Plug IP20 SUITABILITY

Description	Cord Dia.	Catalog Number	
Black and white nylon, polarized. Multiple drive screws.	.230"-.720" (5.8-18.3)	–	**HBL7545C**

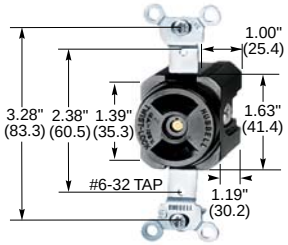

HBL7535

Insulgrip Connector Body IP20 SUITABILITY

Description	Cord Dia.	Catalog Number	
Black and white nylon. Multiple drive screws.	.230"-.720" (5.8-18.3)	**HBL7506C**	–

Insulgrip Flanged Inlet

Description	Catalog Number	
Nylon casing, polarized, backwired, Multiple drive screws.	–	**HBL7524C**



HBL7498

Flanged Receptacles

Description	Catalog Numbers	
Insulgrip nylon casing, backwired. Multiple drive screws.	**HBL7526C**	–
Metal flange, stainless steel casing, black phenolic, exposed terminals.	**HBL7526**	–

Notes: Only receptacles and plugs are HP rated.
HP ratings are AC only.
See pages B-66 and B-67 for accessories.



HBL7545C



HBL7524C

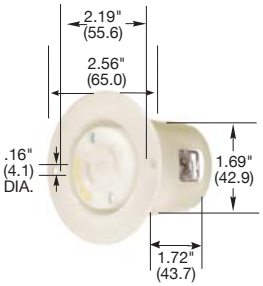

HBL7526C



HBL7506C

TWIST-LOCK® Devices

2 Pole, 2 Wire Non-Grounding

20 Ampere, 250 Volts

Receptacles, INSULGRIP® Plug, Connector Body Flanged Inlet, Flanged Receptacles

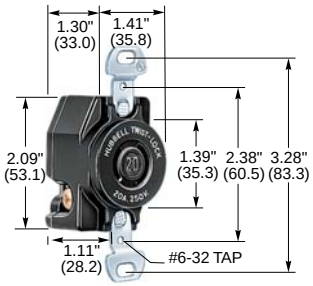

HBL7210B

HBL7102C



HBL7101C

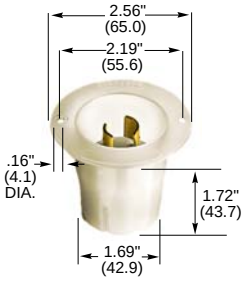

HBL8815C



HBL8809C

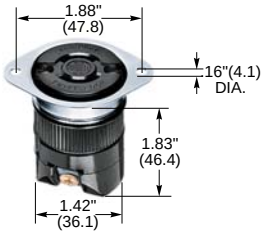

HBL3226

Receptacles

Description	Catalog Numbers	
Single, black phenolic.	**HBL7210B**	–
Single, mounted on 4" (101.6) round box cover, black phenolic.	**HBL7217B**	–

Insulgrip Plug

Description	Cord Dia.	Catalog Number	
Black and white nylon, polarized. Multiple drive screws.	.220"-.720" (5.6-18.3)	–	**HBL7102C**

Insulgrip Connector Body

Description	Cord Dia.	Catalog Number	
Black and white nylon. Multiple drive screws.	.220"-.720" (5.6-18.3)	**HBL7101C**	–

Insulgrip Flanged Inlet

Description	Catalog Number	
Nylon casing, back wired, polarized. Multiple drive screws.	–	**HBL8815C**

Flanged Receptacles

Description	Catalog Numbers	
Insulgrip nylon casing, back wired. Multiple drive screws.	**HBL8809C**	–
Metal flange, stainless steel casing, black phenolic, exposed terminals.	**HBL3226**	–

Notes: Only receptacles and plugs are HP rated.
Horsepower ratings listed above are AC only.
See pages B-66 and B-67 for accessories.

Midget TWIST-LOCK Devices

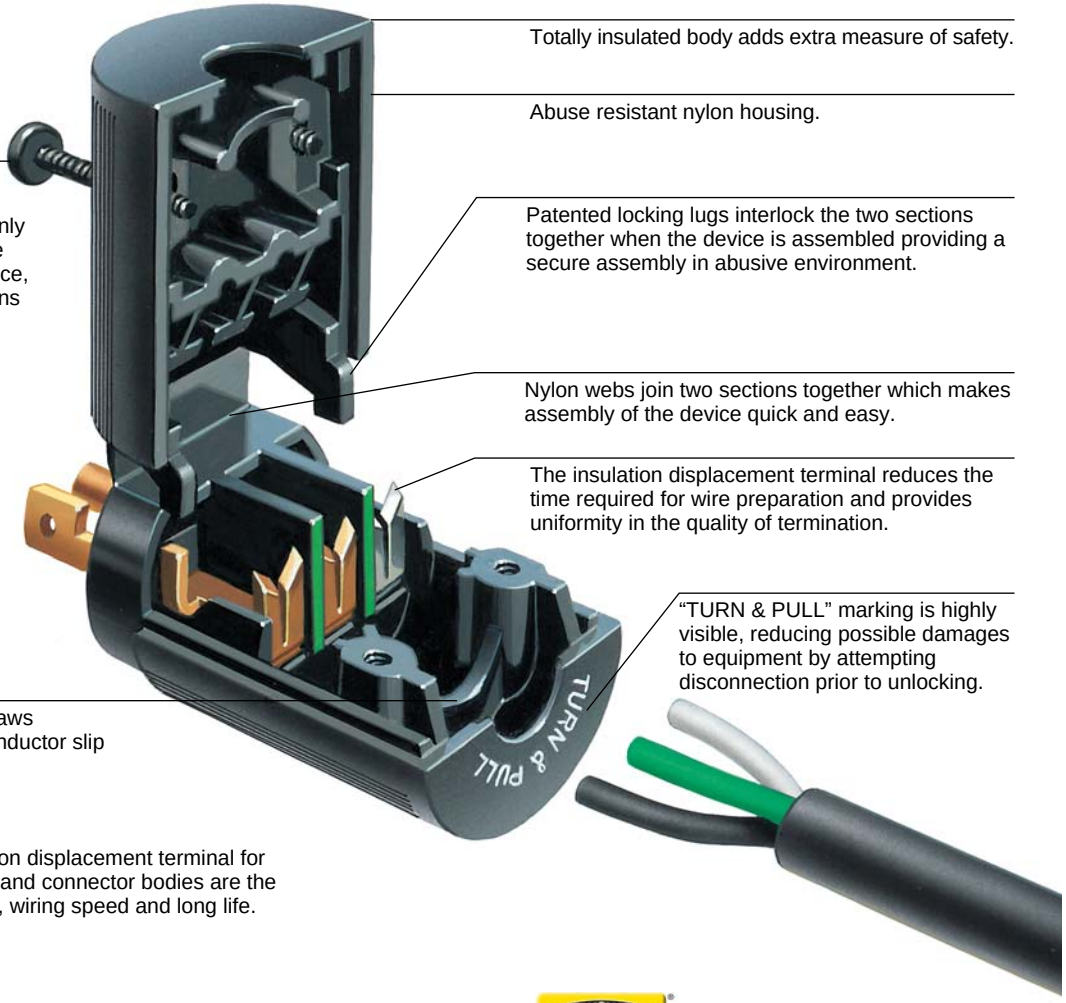

Totally insulated body adds extra measure of safety.

Abuse resistant nylon housing.

Assembly screws have multiple drive heads for screwdriver versatility. Only two assembly screws are needed to close this device, make the wire terminations and retain the cord.

Patented locking lugs interlock the two sections together when the device is assembled providing a secure assembly in abusive environment.

Nylon webs join two sections together which makes assembly of the device quick and easy.

The insulation displacement terminal reduces the time required for wire preparation and provides uniformity in the quality of termination.

"TURN & PULL" marking is highly visible, reducing possible damages to equipment by attempting disconnection prior to unlocking.

Powerful, cord-gripping jaws designed to eliminate conductor slip and strain on terminals.

Hubbell's Valise® insulation displacement terminal for Midget Twist-Lock plugs and connector bodies are the right choice for economy, wiring speed and long life.

Dimensions in Inches (mm)

TWIST-LOCK® Devices

2 Pole, 3 Wire Grounding

15 Ampere, 125 Volts

Midget TWIST-LOCK® Devices

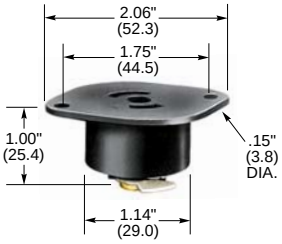

HBL7596N

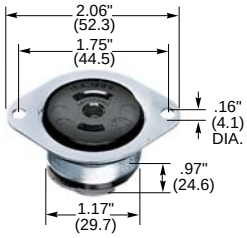

HBL7596

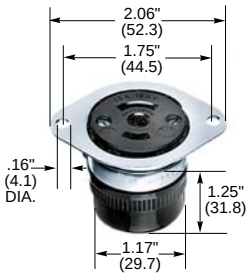

HBL7598

HBL7594V



HBL7594



HBL7570

HBL7495V

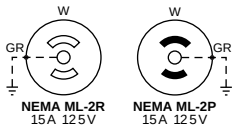

Flanged Receptacles

Description	Catalog Numbers	
Exposed terminals, black nylon flange.	**HBL7596N**	–
Exposed terminals, stainless steel flange.	**HBL7596**	–
Covered terminals, stainless steel flange, accepts cord .500" (12.7) in dia.	**HBL7598**	–

Male Plugs IP20 SUITABILITY

Description	Cord Dia.	Catalog Numbers	
Valise® male plug, black nylon, insulation displacement terminals.	.300"-.430" (7.6-10.9)	–	**HBL7594V**
Black nylon cover, phenolic body, multiple drive screw terminals.	.281"-.421" (7.1-10.7)	–	**HBL7594**
Angle plug, black nylon cover, phenolic body, multiple drive screw terminals.	.335"-.421" (8.5-10.7)	–	**HBL7570**

Weatherproof Accessory IP55** SUITABILITY

Description	Catalog Number	
Seal-Tite® cover, black elastomer, for use with a HBL7594V plug when used with a HBL7593V connector body or a HBL7593V connector body when used with a flanged inlet.	**HBL7495V****	*

Notes: These devices are not interchangeable with any other devices in this catalog.
All male ground pins are sleeves and female device grounds are split pin.
***IP55 Suitability when installed and used properly with plug and connector body combination.*
** Not UL Listed.*

TWIST-LOCK® Devices

2 Pole, 3 Wire Grounding

15 Ampere, 125 Volts

Midget TWIST-LOCK® Devices

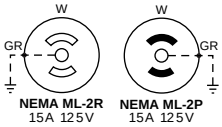

Connector Bodies

IP20 SUITABILITY

Description	Cord Dia.	Catalog Numbers	
Valise® connector body, black nylon, insulation displacement terminals.	.300”-.430” (7.6-10.9)	**HBL7593V**	–
Black nylon cover, phenolic body, screw terminals.	.281”-.421” (7.1-10.7)	**HBL7593**	–
Angle connector body, black nylon cover, phenolic body, screw terminals.	.335”-.421” (8.5-10.7)	**HBL7571**	–

HBL7593V

HBL7593

Flanged Inlets

Description	Catalog Numbers	
Exposed terminals, black nylon flange.	–	**HBL7595N**
Exposed terminals, stainless steel flange.	–	**HBL7595**
Covered terminals, stainless steel flange, accepts cord .500” (12.7) dia.	–	**HBL7551**

HBL7571

Weatherproof Accessories

IP55** SUITABILITY

Description	Catalog Numbers	
Seal-Tite® cover, black elastomer, for use with a HBL7593V connector body and a combination of HBL7594V plug and HBL7495V cover.	**HBL7440V****	*
Closure cover for use with HBL7595 or HBL7595N.	**HBL4889**	*

Notes: These devices are not interchangeable with any other devices in this catalog.
All male ground pins are sleeves and female device grounds are split pin.
***IP55 Suitability when installed and used properly with plug cover and connector body combination.*
** Not UL Listed.*

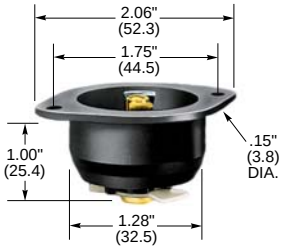

HBL7595N

HBL7440V

HBL4889

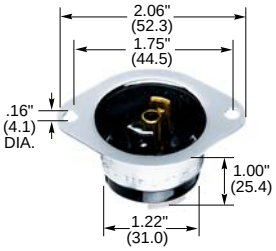

HBL7595

TWIST-LOCK® Devices



TWIST-LOCK® Devices

INSULGRIP® 15 Ampere Plugs and Connector Bodies

Featuring Integral VARI-SIZE® Cord Grip

Individually molded face for each blade configuration keeps debris out of plug interior.

Roomy wiring chamber provides ample space for wiring.

Individual wiring terminals are completely enclosed in their own separate chambers.

Powerful, offsetting cord grips clamp on individual conductors and outer cord jacket to prevent strain on terminals.

Ribbed nylon housing is impact and chemical resistant.

Beveled housing prevents snagging when dragged across uneven surfaces.



Integral VARI-SIZE® insert adjusts to a wide range of cord sizes: .230”-.720” (5.8-18.3).

Multiple drive screw heads provide screwdriver versatility. Pocketed recess for cord grip screws deters slippage of the screwdriver.

VARI-SIZE pointer set to “smaller than gauge” position. Cord diameter range is .230”-.360” (5.8-9.0). Accepts slotted and Phillips head drivers.



Transparent angled wiring entrance holes permit “straight in” conductor insertion.

Catalog number is visible on the device while in use for easy identification.

Powerful offsetting cord grips clamp on individual conductors and outer cord jacket to prevent strain on terminations.

TWIST-LOCK® Devices

2 Pole, 3 Wire Grounding

15 Ampere, 125, 250 Volts and 277 Volts AC

Duplex and Single Receptacles

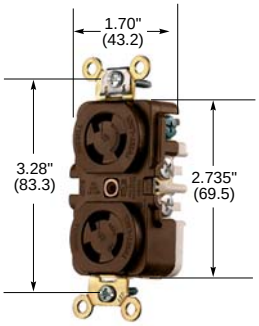

HBL4700

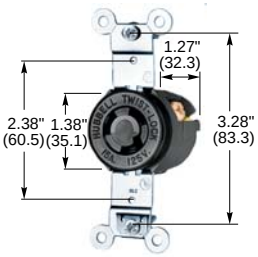

HBL4710

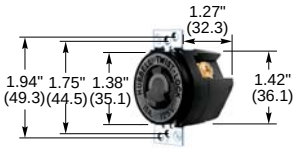

HBL4713

NEMA L5-15R 15A 125V UL/CSA 0.5 HP	NEMA L6-15R 15A 250V UL/CSA 1.5 HP	NEMA L7-15R 15A 277V AC UL/CSA 2 HP

Duplex Receptacles, Back and Side Wired

Description	Catalog Numbers		
Flush, brown RTP face.	**HBL4700***	**HBL4550***	**HBL4750***
Flush, ivory RTP face.	**HBL4700I***	**–**	**–**

Fed Spec WC596

Special Purpose Duplex Receptacles Back and Side Wired

Description	Catalog Numbers		
Isolated ground, flush, orange RTP face.	**IG4700A***	**IG4550A***	**–**
Corrosion resistant, yellow RTP face.	**HBL47CM00***	**–**	**–**

Fed Spec WC596

Single Receptacle, Back and Side Wired

Description	Catalog Numbers		
Flush, black nylon face.	**HBL4710**	**HBL4560**	**HBL4760**

Special Purpose Single Receptacles, Back and Side Wired

Description	Catalog Numbers		
Isolated ground, flush, orange nylon face.	**IG4710**	**IG4560**	
Single, black nylon face mounted on a 4" (101.6) round box cover.	**HBL4711**	**–**	**HBL4761**
Panel mount, black nylon face, side wired only, 1.75" or 1.937" (44.5 or 49.2) mounting centers.	**HBL4713**	**HBL4563**	**HBL4763**

Notes: HP ratings are AC only.
RTP is an abbreviation for reinforced thermoplastic polyester.
See Section J for full line of isolated ground devices.
See pages B-66 and B-67 for accessories.
**Supplied with break-off tabs for split circuit wiring.*

TWIST-LOCK® Devices

2 Pole, 3 Wire Grounding

15 Ampere, 125, 250 Volts and 277 Volts AC

Plugs and Connector Bodies

Plugs

Description	Cord Dia.	Catalog Numbers		
	IP20 SUITABILITY	NEMA L5-15P 15A 125V UL/CSA 0.5 HP	NEMA L6-15P 15A 250V UL/CSA 1.5 HP	NEMA L7-15P 15A 277V AC UL/CSA 2 HP
Insulgrip® plug, black and white nylon. Multiple drive screws. *Fed Spec WC596*	.230"-.720" (5.8-18.3)	**HBL4720C™**	**HBL4570C**	**HBL4770C**
Insulgrip plug, corrosion resistant, yellow and white nylon. Multiple drive screws. *Fed Spec WC596*	.230"-.720" (5.8-18.3)	**HBL47CM20C**	**HBL45CM70C**	**HBL47CM70C**
Elastogrip® plug, yellow elastomer, dust tight.	300"-.655" (7.6-16.6)	**HBL2447**	–	–
Elastogrip plug, yellow elastomer, water/dust tight.	300"-.655" (7.6-16.6)	**HBL24W47***	–	–
Valise® plug, yellow nylon.	.220"-.660" (5.6-16.8)	**HBL4723VY**	**HBL4573VY**	**HBL4773VY**
Valise plug, black nylon.	.220"-.660" (5.6-16.8)	**HBL4723VBK**	**HBL4573VBK**	**HBL4773VBK**

*Note: *Watertight plug IP55 suitability when installed and used with watertight connector body.*

Connector Bodies

Description	Cord Dia.	Catalog Numbers		
		NEMA L5-15R 15A 125V UL/CSA	NEMA L6-15R 15A 250V UL/CSA	NEMA L7-15R 15A 277V AC UL/CSA
Insulgrip connector body, black and white nylon. Multiple drive screws.	.230"-.720" (5.8-18.3)	**HBL4729C™**	**HBL4579C**	**HBL4779C**
Insulgrip connector body, corrosion resistant, yellow and white nylon. Multiple drive screws.	.230"-.720" (5.8-18.3)	**HBL47CM29C**	**HBL45CM79C**	**HBL47CM79C**
Elastogrip connector body, yellow elastomer, dust tight.	.300"-.655" (7.6-16.6)	**HBL2547**	–	–
Elastogrip connector body, yellow elastomer, water/dust tight.	.300"-.655" (7.6-16.6)	**HBL25W47***	–	–
Valise connector body, yellow nylon.	.220"-.660" (5.6-16.8)	**HBL4729VY**	**HBL4579VY**	**HBL4779VY**
Valise connector body, black nylon.	.220"-.660" (5.6-16.8)	**HBL4729VBK**	**HBL4579VBK**	**HBL4779VBK**

Notes: See pages B-66 and B-67 for accessories.
HP ratings are AC only.
Only plugs are HP rated.
For technical information on Insulgrip devices see page B-83.
**Watertight connector body IP55 suitability when closure plug inserted or when installed and used properly with watertight plug.*

HBL4720C

HBL24W47

HBL4723VY

HBL4729C

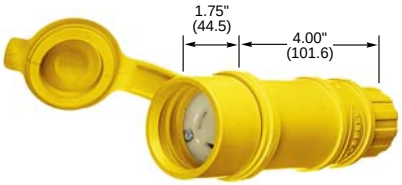

HBL25W47

HBL4729VY

TWIST-LOCK® Devices

2 Pole, 3 Wire Grounding

15 Ampere, 125, 250 Volts and 277 Volts AC

Angle Devices, Flanged Inlets, and Flanged Receptacles

HBL4720CA



HBL4715C

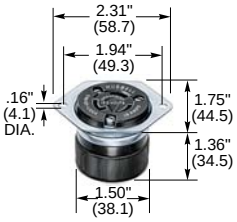

HBL4715

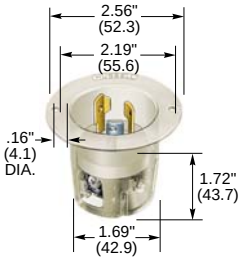

HBL4716C

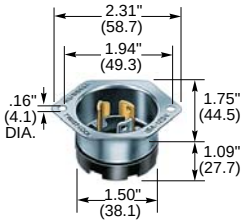

HBL4716

IP20 SUITABILITY
Angle Plugs

NEMA L5-15P
15A 125V
UL/CSA
0.5 HP

NEMA L6-15P
15A 250V
UL/CSA
1.5 HP

NEMA L7-15P
15A 277V AC
UL/CSA
2 HP

Description	Cord Dia.	Catalog Numbers		
Insulgrip® plug, 8 position angle, black and white nylon. Multiple drive screws.	.325"-.655" (8.3-16.6)	**HBL4720CA**	**HBL4570CA**	**HBL4770CA**

IP20 SUITABILITY
Angle Connector Body

NEMA L5-15R
15A 125V
UL/CSA

NEMA L6-15R
15A 250V
UL/CSA

NEMA L7-15R
15A 277V AC
UL/CSA

Description	Cord Dia.	Catalog Number		
Insulgrip connector body, 8 position angle, black and white nylon. Multiple drive screws.	.325"-.655" (8.3-16.6)	**HBL4729CA**	–	–

Flanged Receptacles

NEMA L5-15R
15A 125V
UL/CSA

NEMA L6-15R
15A 250V
UL/CSA

NEMA L7-15R
15A 277V AC
UL/CSA

Description	Catalog Numbers		
Insulgrip flanged receptacle, nylon casing, back wired.	**HBL4715C**	**HBL4585C**	**HBL4785C**
Stainless steel casing, brown phenolic.	**HBL4715**	**HBL4585**	**HBL4785**
Corrosion resistant, stainless steel casing, yellow melamine.	**HBL47CM15**	–	–

Flanged Inlets

NEMA L5-15P
15A 125V
UL/CSA

NEMA L6-15P
15A 250V
UL/CSA

NEMA L7-15P
15A 277V AC
UL/CSA

Description	Catalog Numbers		
Insulgrip flanged inlet, nylon casing, back wired.	**HBL4716C**	**HBL4586C**	**HBL4786C**
Stainless steel casing, brown phenolic.	**HBL4716***	**HBL4586***	**HBL4786***
Corrosion resistant, stainless steel casing, yellow melamine.	**HBL47CM16***	–	–

Notes: See pages B-66 and B-67 for accessories.
Only plugs are HP rated.
HP ratings are AC only.
**These flanged inlets will not accept Valise® connector bodies.*

TWIST-LOCK® Devices

The Standard for Locking Receptacles

Features and Benefits

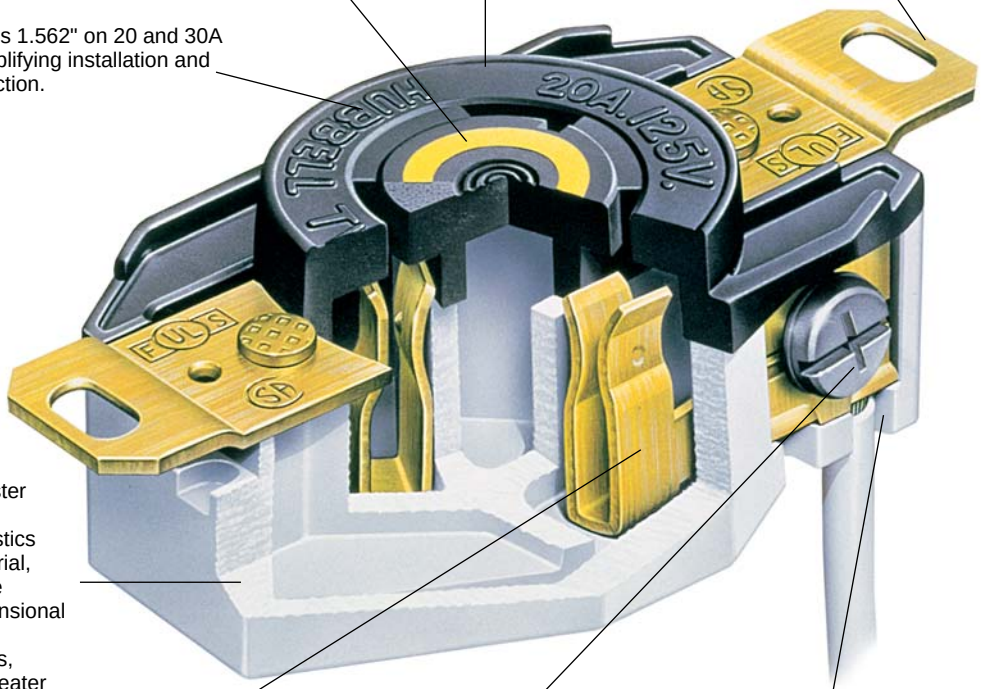

On the high-impact nylon face of each Hubbell Twist-Lock® receptacle is a ring of color. Keyed to an internationally recognized color coding scheme, this ring enables mating devices to be matched quickly.

It's just one more example of user-oriented thinking at Hubbell.

Twist-Lock receptacles have always held advantages over conventional ones. Today's Twist-Lock receptacles maintain the advantage by combining functional design features, unparalleled quality and pace-setting performance.

The terminals in each Hubbell Twist-Lock receptacle are mechanically and electrically the finest available. These terminals incorporate unique design features to contain and hold conductors, including an external backwiring "wraparound" clamp, a wire restraint recess and more.

The materials used in every receptacle are of the highest quality. The all brass mounting system provides a safer, lower resistance ground path than those made of steel. The thick wall base is constructed of an engineered thermoplastic to offer the benefits of a thermoset, yet with much greater impact resistance.

Hubbell Twist-Lock Receptacles: Voltage color coding on the outside. Proven designs and quality materials on the inside. Any way you look at them, they're the standard of the industry.

125V **250V** **277V AC** **480V AC** **600V AC** **125/250V**

20 and 30 Ampere Plugs and Connector Bodies:
The Difference Is INSULGRIP®...and a Whole Lot More
Features and Benefits

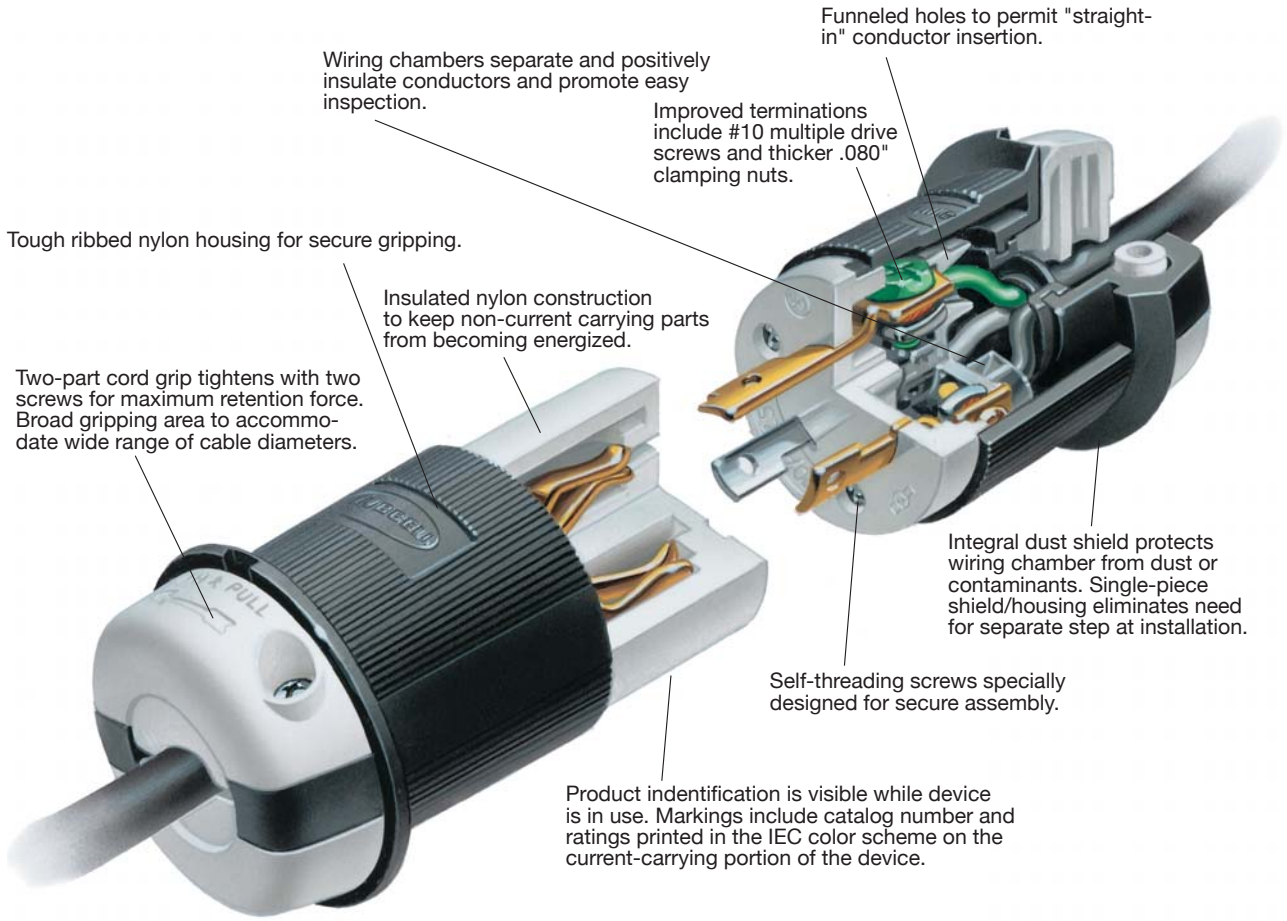

They're new and better than ever. They're the same and better than anything else on the market. They're 20 and 30 amp Insulgrip plugs and connectors. We kept the same classic integrity, rock-solid construction and safety features that have made these devices the industry standard. But, we added enhancements because good is never good enough for Hubbell. We improved the contacts with better terminations and an exclusive double rivet design for the female contacts.

We restyled the cord grips for a clean, one-piece look—and made them stronger at the same time. And we introduced a whole new easier to read identification system. And more, all the while, of course, we maintained traditional Insulgrip features and benefits. Like the most powerful cord grip in the industry. Insulgrip's cord gripping design actually clamps the conductors, not just the cable jacket. We kept the same nylon body and housing material for resistance to industrial chemicals, solvents and hydrocarbons. And, the front of each plug is still molded to its specific blade configuration, leaving no holes to invite debris or contamination (plus we added a new dust shield).

Of course, the Hubbell Twist-Lock® line of plugs and connectors remains the broadest in the industry. So if you prefer proven performance, innovation and selection—Hubbell has you covered.

50 Ampere Plugs and Connector Bodies:
The Difference Is INSULGRIP®...and a Whole Lot More
Features and Benefits

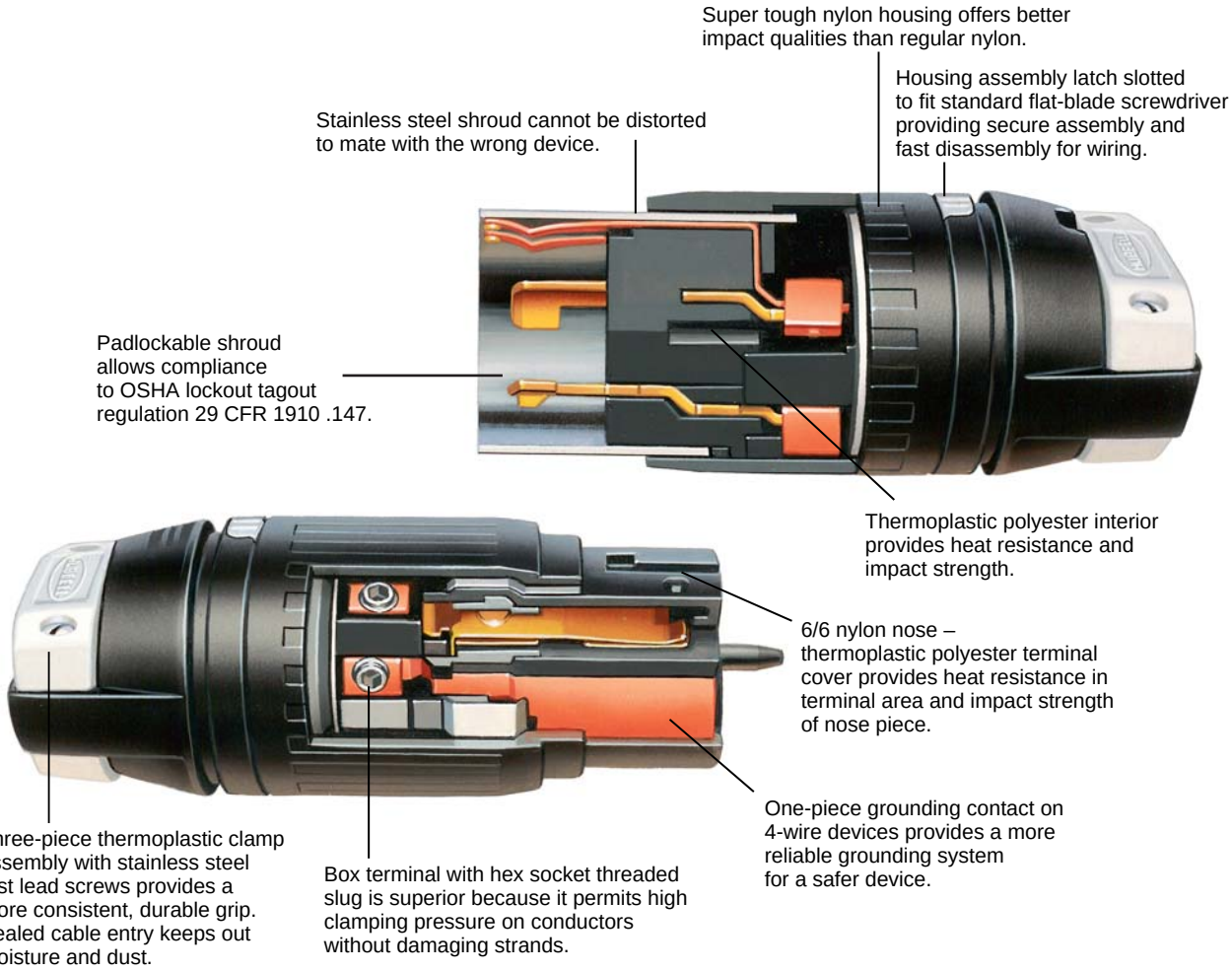

Heavy-duty design for heavy-duty applications. These Hubbell 50A Twist-Lock plugs and connector bodies are built to go where you need power...even in some of the harshest environments.

On the outside, 50A plugs and connectors are made of Super tough nylon for better impact resistance. On the plug, the stainless steel shroud not only provides protection and durability, but safety as well. That's because the rigid construction cannot be distorted, thus minimizing the possibility of mating incorrect devices.

On the inside are the kinds of features that separate Hubbell from all the rest. The cord grip has been designed with offset gripping jaws to securely hold the conductors – not just the cord jacket. Hubbell's box terminals speed wiring and provide a superior termination. The plug's Rynite® thermoplastic interior provides excellent heat resistance without compromising strength.

In all, it's the combination of function and performance that Hubbell demands of all its products. And it's why we'll never add a feature that compromises performance.

Rynite is a registered trademark of E. I. Dupont.

Safety-Shroud TWIST-LOCK® System

Hubbell Leads the Way in Safety…Again

Features and Benefits

Next-Generation Hubbell Twist-Lock: Here Today

Introducing the next generation of the original: the Hubbell Twist-Lock. The Hubbell 20A and 30A Insulgrip® Twist-Lock product line has been expanded to provide a complete family of Safety-Shroud Twist-Lock devices. In this all-new line, plug blades are protected by a fixed shroud that shields the blades from possible deformation and, even more importantly, virtually eliminates user contact with an energized partially connected plug.

These products set an entirely new standard for improved safety and reliability, and are available in two distinct series:

- Safety-Shroud Twist-Lock
- Watertight Safety-Shroud Twist-Lock

The Watertight Safety-Shroud Twist-Lock series has achieved a UL Type 4X rating, which is capable of withstanding the ingress of water under hose-down conditions. The entire outer shell is molded of a high impact UL 94V-0 rated engineered thermoplastic. A complete line of receptacles, plugs, connector bodies and inlets is available in the most commonly required configurations and ratings.

The Safety-Shroud Twist-Lock series is intended for installation where watertightness is not a factor, but the added safety of the shrouded design is highly desirable. Here again, the Safety-Shroud™ is molded of an engineered thermoplastic for a very high level of impact resistance. In order to satisfy every application and every need, Hubbell offers this series in three different styles of receptacles—surface, angle and semi-flush. Whether the needs are maintenance and repair, renovation or new construction, there is a receptacle design to accommodate your needs. In addition, this series offers Safety-Shroud plugs and even a separate Safety-Shroud kit that can be used to convert the standard Insulgrip Twist-Lock plug into the shrouded design.

To provide an additional measure of safety in the workplace, Hubbell goes beyond shrouding to provide mechanically interlocked enclosures, designed expressly for use with this series, that virtually prevent the connecting and disconnecting of equipment under load. It's another Hubbell first in the industry...the Mechanically Interlocked Twist-Lock.

As always, it's extremely important to us that all our products achieve a high level of compatibility with your existing Twist-Lock device installations. First and foremost, the new Safety-Shroud series embodies the basic NEMA configurations. Therefore, all shrouded receptacles easily accept the standard NEMA locking plugs already in use in your facility. A complete compatibility chart appears on page B-21 to explain every circumstance.

Hubbell Twist-Lock with our new Safety-Shroud: changes the standard of safety forever.

Watertight Safety-Shroud Twist-Lock®

This Type 4X rated product line is offered in a complete family consisting of plugs, connector bodies, receptacles and inlets. Tough and tight, these products are unequaled in performance in even the most hostile applications.

Watertight Mechanical Interlock For Safety-Shroud Twist-Lock

Hubbell's CIRCUIT-LOCK® enclosure line has been expanded to include a mechanical interlock designed for use with the new Safety-Shroud Twist-Lock line. The addition of this mechanical interlock will complete your Safety-Shroud Twist-Lock industrial wiring system. The mechanical interlock is a breakthrough in design and virtually eliminates the possibility of making or breaking the circuit under load.

Safety-Shroud Twist-Lock

Where watertightness is not a factor—but the added margin of safety from the Hubbell Safety-Shroud Twist-Lock is—we offer a total product line for all applications. In addition to Safety-Shroud plugs, the new line includes non-watertight receptacles in three styles—angle, surface and semi-flush to satisfy every installation need.

Back Boxes

Hubbell manufactures an extensive line of back boxes for use with the new Safety Shroud Twist-Lock system. Each back box is designed to give the user the maximum amount of wiring room while achieving grounding to metallic conduit. Hubbell back boxes are available in non-metallic and cast metal versions.

Watertight Safety-Shroud TWIST-LOCK® System

Receptacles, Plugs, Connector Bodies and Flanged Inlets

Features and Benefits

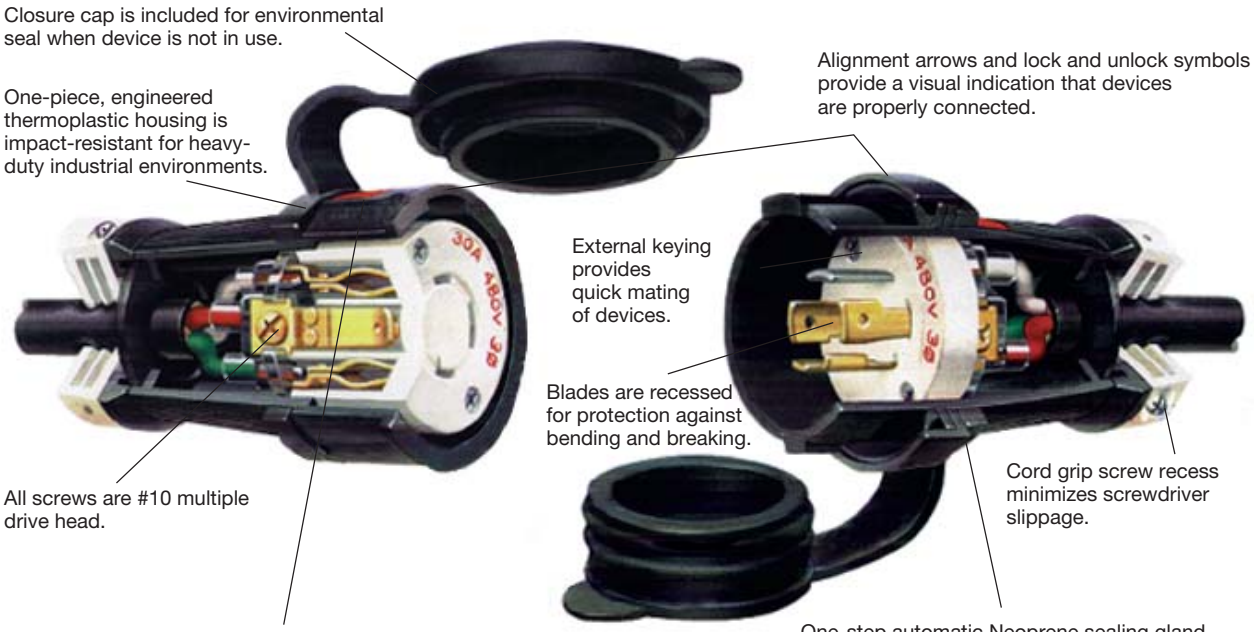

Universal Neoprene Diaphragm Seal

Seal accommodates a wide range of cord sizes from #16-3 Type SJ to #8-5 Type S, SO.

Spring-Loaded Cover

One-step push-to-close spring-loaded cover with latch allows for fast opening and closing of lift cover. Result: environmental sealing is assured.

Panel Or Box Mount Receptacles And Inlets

- High impact, thermoplastic housing for heavy-duty industrial environments.
- Catalog number and color-coded voltage rating are easily visible when in use.
- Stainless Steel 302/304, #10 multiple drive head mounting screws provide corrosion resistance.
- Mounting screw recesses minimize screwdriver slippage.
- Lockout/tagout hole on inlets allow compliance to OSHA regulation 29 CFR 1910.147.
- Neoprene closure cap provided with inlets for environmental seal when not in use.
- Accepts all mating NEMA locking plugs and most connector bodies, allowing interchangeability with existing devices.

Safety-Shroud

- Virtually eliminates bent and broken plug blades, leading to longer equipment life.
- Extends life of mating receptacles by eliminating damage caused by insertion of bent blades.
- Extra protection for personnel by significantly reducing chance of inadvertent contact with blades when connecting or disconnecting energized receptacles and connector bodies.
- Reduces exposure to arcing when connecting or disconnecting plugs under load.
- Compliance with California Code of Regulations, Title 8, Article 51, subsection 2510.7(b), which requires shrouding for devices exceeding 300 volts.
- Lockout/tagout hole allows compliance with OSHA regulation 29 CFR 1910.147.
- Sealing gland and thermoplastic guard assure sealing when fully connected.

Safety-Shroud TWIST-LOCK® System

Receptacles and Plugs

Features and Benefits

Impact resistant shroud made of engineered thermoplastic protects blades against bending or breaking.

Alignment arrows and lock and unlock symbols provide a visual indication that devices are properly connected.

Catalog number and color-coded voltage rating are visible even when in use.

External keying on plug devices allows quick mating of devices.

Lockout/tagout hole allows compliance with OSHA regulation 29 CFR 1910.147.

All screws are #10 multiple drive head.

Engineered thermoplastic housing is impact and corrosion resistant, making it suitable for heavy-duty industrial environments.

Safety-Shroud Plug Features and Benefits

- Mates with most NEMA locking connector bodies.
- Virtually eliminates bent and broken plug blades.
- Provides protection for personnel by reducing chance of inadvertent contact with blades when connecting or disconnecting energized devices.
- Reduces exposure to arcing when connecting or disconnecting under load.
- Extends life of mating receptacles by eliminating damage caused by insertion of bent blades.
- Complies with California Code of Regulation, which requires shrouding for devices exceeding 300 volts.
- Lockout/tagout hole allows compliance to OSHA regulation 29 CFR 1910.147.
- Allows engagement with Mechanical Interlock Enclosure which virtually prevents make and break under load.

Semi-flush receptacle mounting provides lowest installed profile when plug is not in use with receptacle. This device is designed for installation on 2 gang boxes.

Straight receptacle housing provides a low installed profile when plug is not in use with receptacle. This device is designed for installation on single-gang boxes.

Angle receptacle housing provides low installed profile when plug is in use with receptacle. This device is designed for installation on single-gang boxes.

Receptacle Features and Benefits

- Internal keying on receptacles aligns blades for quick mating of devices.
- Accepts all NEMA locking plugs, allowing interchangeability with existing devices.
- Catalog number and color-coded voltage rating are visible when in use.
- All screws are #10 multiple drive head.
- Engineered thermoplastic housing is impact and corrosion-resistant, for use in heavy-duty industrial environments.

Switched Safety Enclosures

CIRCUIT-LOCK® Unfused Safety-Shroud TWIST-LOCK® Mechanical Interlock

Features and Benefits

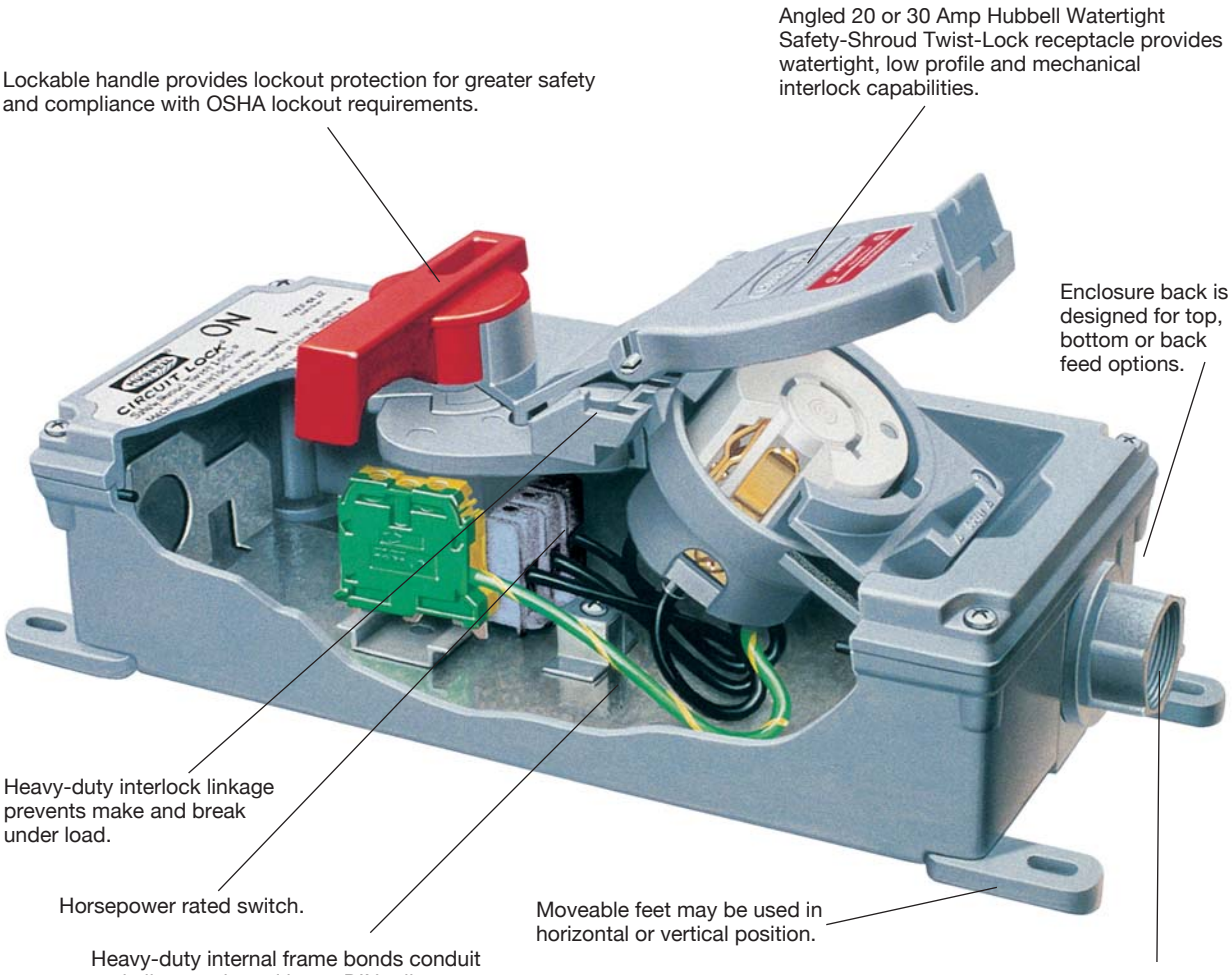

Hubbell introduces the first mechanical interlock for Twist-Lock. This new, unfused mechanical interlock for watertight Safety-Shroud Twist-Lock integrates a watertight receptacle with a linked disconnect switch to provide a mechanically interlocked receptacle. This virtually eliminates the possibility of making or breaking the circuit while under load or making a casual or “lazy” connection. The switch cannot be turned “ON” until the plug is properly inserted and locked, and the plug cannot be removed until the switch is turned “OFF.” All these protective features are included in a compact Type 4X hose-directed water and corrosion resistant enclosure that allows for top, bottom or back feed options. The non-metallic enclosure is nonconductive, yet has an internal frame to assure ground continuity with metallic conduit. In addition, this interlock works with all Safety-Shroud Twist-Lock plugs. The new unfused mechanical interlock for watertight Safety-Shroud Twist-Lock can be locked out as a method of compliance with OSHA lockout/tagout regulations.

TWIST-LOCK® System

Compatibility and Environmental Protection
Watertight Safety-Shroud™, Safety-Shroud and NEMA Devices

		Twist-Lock Receptacles					Twist-Lock Connector Bodies	
		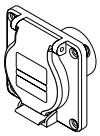 Watertight Safety-Shroud	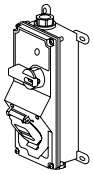 Water-tight Safety-Shroud Mechanical Interlock Enclosure	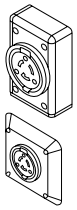 Safety-Shroud	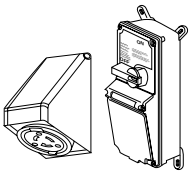 Switched Enclosure	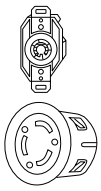 NEMA	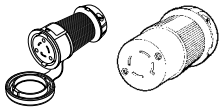 Watertight Safety-Shroud	NEMA
Twist-Lock Plugs								
	Watertight Safety-Shroud	YES Type 4X, Type 12	YES Type 4X, Type 12K	YES Type 1	NO	NO	YES Type 4X, Type 12	YES Type 1
	Safety-Shroud	YES Type 1	YES Type 1	YES Type 1	NO	NO	YES Type 1	YES Type 1
	NEMA	YES Type 1	NO	YES Type 1	YES Type 3R	YES Type 1	YES Type 1	YES Type 1
Twist-Lock Inlets								
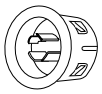	NEMA	NA	NA	NA	NA	NA	NO	YES Type 1
	Watertight Safety-Shroud	NA	NA	NA	NA	NA	YES Type 4X, Type 12	YES Type 1

Type 1 *Indoor*
Type 3R *Raintight*
Type 4X *Hose-directed water and corrosion resistant*
Type 12 *Dust tight, dripproof without knockouts*
Type 12K *Dust tight, dripproof with knockouts*
YES *Interchangeable*
NO *Does not interchange*
NA *Not Applicable*
Refer to section W for full description of enclosure types.

TWIST-LOCK® Devices

2 Pole, 3 Wire Grounding

20 Ampere, 125, 250 Volts and 277 Volts AC

Receptacles, INSULGRIP® Connector Bodies, Flanged Devices and Plugs

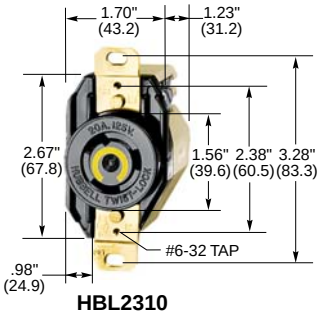

HBL2310

HBL2313

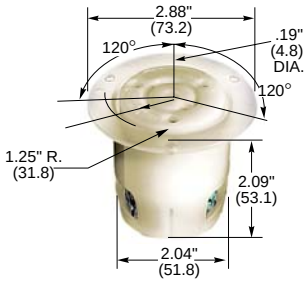

HBL2316

HBL2311

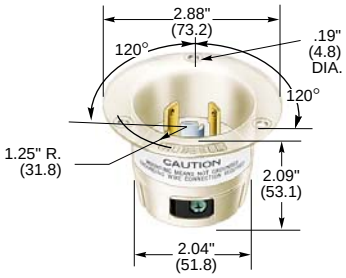

HBL2315

Fed.Spec.

Single Flush Receptacles, Back and Side Wired

NEMA L5-20R
20A 125V
UL/CSA
1 HP

NEMA L6-20R
20A 250V
UL/CSA
2 HP

NEMA L7-20R
20A 277V AC
UL/CSA
2 HP

Description	Catalog Numbers		
Black nylon face.	**HBL2310**	**HBL2320**	**HBL2330**
Isolated ground, orange nylon face.	**IG2310**	**IG2320**	–
Corrosion resistant, yellow nylon face.	**HBL23CM10**	–	–

Insulgrip Connector Bodies IP20 SUITABILITY

Description	Catalog Numbers		
Black and white nylon.	**HBL2313**	**HBL2323**	**HBL2333**
Corrosion resistant, yellow nylon.	**HBL23CM13**	**HBL23CM23**	–

Note: Cord clamp range .360”-.930” (9-24).

Insulgrip Flanged Receptacles

Description	Catalog Numbers		
Nylon casing, back wired.	**HBL2316**	**HBL2326**	**HBL2336**

Insulgrip Plugs IP20 SUITABILITY

NEMA L5-20P
20A 125V
UL/CSA
1 HP

NEMA L6-20P
20A 250V
UL/CSA
2 HP

NEMA L7-20P
20A 277V AC
UL/CSA
2 HP

Description	Catalog Numbers		
Black and white nylon.	**HBL2311**	**HBL2321**	**HBL2331**
Corrosion resistant, yellow nylon.	**HBL23CM11**	**HBL23CM21**	–

Notes: Cord grip range .360”-.930” (9-24).
See page B-73 for Add-A-Shroud™ kit.

Insulgrip Flanged Inlets

Description	Catalog Numbers		
Nylon casing, back wired.	**HBL2315**	**HBL2325**	**HBL2335**

Notes: See pages B-68 and B-69 for accessories.
See page B-63 for switched enclosure.
For technical information see page B-83.
HP ratings are AC only.
Only receptacles and plugs are HP rated.

TWIST-LOCK® Devices

2 Pole, 3 Wire Grounding

20 Ampere, 125, 250 Volts and 277 Volts AC

Watertight Safety-Shroud TWIST-LOCK® System

Fed.Spec.

UL Listed, CSA Certified to Type 4, 4X, & 12

IP66
SUITABILITY

Watertight Safety-Shroud Receptacles, Back Wired

NEMA L5-20R
20A 125V
UL/CSA
1 HP

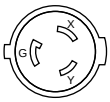

NEMA L6-20R
20A 250V
UL/CSA
2 HP*

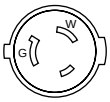

NEMA L7-20R
20A 277V AC
UL/CSA
2 HP

Description	Catalog Numbers		
Gray Valox® housing & flange.	**HBL2310SW**	**HBL2320SW**	**HBL2330SW**

Note: Receptacles only fit boxes listed on Page B-72.



HBL2320SW

Watertight Safety-Shroud Connector Bodies

Description	Catalog Numbers		
Black Valox housing, White Valox clamps.	**HBL2313SW**	**HBL2323SW**	**HBL2333SW**

HBL2323SW

Watertight Safety-Shroud Plugs

NEMA L5-20P
20A 125V
UL/CSA
1 HP

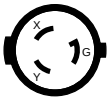

NEMA L6-20P*
20A 250V
UL/CSA
2 HP*

NEMA L7-20P
20A 277V AC
UL/CSA
2 HP

Description	Catalog Numbers		
Black Valox housing, White Valox clamps.	**HBL2311SW**	**HBL2321SW**	**HBL2331SW**

HBL2321SW

Watertight Safety-Shroud Flanged Inlets

Description	Catalog Numbers		
Gray Valox housing and flange.	**HBL2315SW**	**HBL2325SW**	**HBL2335SW**

Notes: Only receptacles and plugs 480V AC or less are HP rated.
**Also suitable for 208V.*
HP ratings are AC only.
Cord grip range for plugs and connector bodies .300"–.930" (9–24), #16-3 Type SJ to #8-3 Type S, SO.
For technical information see page B-84.

HBL2325SW

CIRCUIT-LOCK® Unfused Safety-Shroud Mechanical Interlock for Twist-Lock® Receptacles

Description	Catalog Number
Mechanical Interlock accommodates 20A and 30A watertight safety-shroud receptacles.	**HBLMITL****

*Note: **Not shown, see pages B-64 and B-65 for details.*

®Valox is a registered trademark of General Electric Company.

TWIST-LOCK® Devices

2 Pole, 3 Wire Grounding

20 Ampere, 125, 250 Volts and 277 Volts AC

Safety-Shroud TWIST-LOCK® System

HBL2320AR



HBL2320SR



HBL2320SR2

HBL2323

HBL2321S

Fed.Spec.

Safety-Shroud Twist-Lock Receptacles, Back Wired

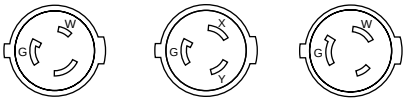

	NEMA L5-20R 20A 125V UL/CSA 1 HP	NEMA L6-20R 20A 250V UL/CSA 2 HP*	NEMA L7-20R 20A 277V AC UL/CSA 2 HP
Description	**Catalog Numbers**		
Angle housing one gang.	**HBL2310AR**	**HBL2320AR**	**HBL2330AR**
Surface mounting one gang.	**HBL2310SR**	**HBL2320SR**	**HBL2330SR**
Semi-flush two gang.	**HBL2310SR2**	**HBL2320SR2**	**HBL2330SR2**

Notes: See page B-72 for box mounting application.
Housing and flange, gray Valox®.

IP20 SUITABILITY

Insulgrip Connector Bodies

	NEMA L5-20R 20A 125V UL/CSA	NEMA L6-20R 20A 250V UL/CSA	NEMA L7-20R 20A 277V AC UL/CSA
Description	**Catalog Numbers**		
Black and white nylon.	**HBL2313**	**HBL2323**	**HBL2333**

Note: Cord grip range .360"-.930" (9-24).

IP20 SUITABILITY

Safety-Shroud Male Plugs

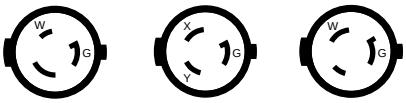

	NEMA L5-20P 20A 125V UL/CSA 1 HP	NEMA L6-20P* 20A 250V UL/CSA 2 HP*	NEMA L7-20P 20A 277V AC UL/CSA 2 HP
Description	**Catalog Numbers**		
Black and white nylon body, white Valox® shroud.	**HBL2311S**	**HBL2321S**	**HBL2331S**

Note: Cord clamp range .360"-.930" (9-24).

Insulgrip® Flanged Inlets

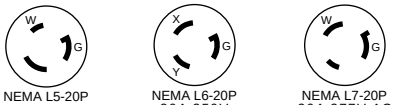

	NEMA L5-20P 20A 125V UL/CSA	NEMA L6-20P 20A 250V UL/CSA 2 HP	NEMA L7-20P 20A 277V AC UL/CSA 2 HP
Description	**Catalog Numbers**		
Nylon casing, back wired.	**HBL2315**	**HBL2325**	**HBL2335**

Note: Only receptacles and plugs 480V AC or less are HP rated.
**Also suitable for 208V AC.*
HP ratings are AC only.
For technical information, see page B-83.

®Valox is a registered trademark of General Electric Company.

TWIST-LOCK® Devices

2 Pole, 3 Wire Grounding

20 Ampere, 125, 250 Volts and 277 Volts AC

VALISE® Plugs and Connector Bodies

IP20 SUITABILITY

NEMA L5-20P
20A 125V
UL/CSA
1 HP

NEMA L6-20P
20A 250V
UL/CSA
2 HP

NEMA L7-20P
20A 277V AC
UL/CSA
2 HP

Valise Plugs

Description	Cord Dia.	Catalog Numbers		
Yellow nylon.	.325”-.720” (8.26-18.3)	**HBL2311VY**	**HBL2321VY**	**HBL2331VY**
Corrosion resistant, yellow nylon.	.325”-.720” (8.26-18.3)	**HBL23CM11V**	–	–
Black nylon.	.325”-.720” (8.26-18.3)	**HBL2311VBK**	**HBL2321VBK**	**HBL2331VBK**



HBL2311VY

NEMA L5-20R
20A 125V
UL/CSA

NEMA L6-20R
20A 250V
UL/CSA

NEMA L7-20R
20A 277V AC
UL/CSA

Valise Connector Bodies

Description	Cord Dia.	Catalog Numbers		
Yellow nylon.	.325”-.720” (8.26-18.3)	**HBL2313VY**	**HBL2323VY**	–
Black nylon.	.325”-.720” (8.26-18.3)	**HBL2313VBK**	**HBL2323VBK**	**HBL2333VBK**



HBL2313VY

Notes: Connector bodies are not HP rated.
HP ratings are AC only.
See page B-88 for technical information.

Weatherproof Accessories IP55** SUITABILITY

Description	Catalog Numbers
Yellow Seal-Tite® elastomer triple seal cover for use with Valise plugs when used in cord set and Valise connector bodies when used with flanged inlet.	**HBL60CM31V***
Yellow Seal-Tite elastomer triple seal cover for use with Valise connector bodies.	**HBL60CM32V***

*Note: **When installed and used properly with plug and connector body combinations.*
** Not UL Listed, CSA Certified*

HBL60CM31V

HBL60CM32V

TWIST-LOCK® Devices

2 Pole, 3 Wire Grounding

20 Ampere, 347, 480 and 600 Volts AC

Receptacles, INSULGRIP® Connector Bodies, Flanged Devices and Plugs

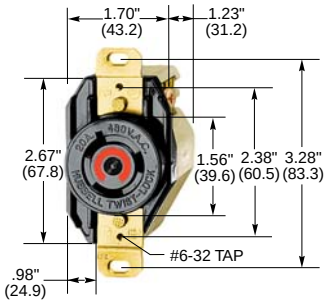

HBL2340

Fed.Spec.

Single Flush Receptacles, Back and Side Wired

NEMA L24-20R
20A 347V AC
UL/CSA

NEMA L8-20R
20A 480V AC
UL/CSA
3 HP

NEMA L9-20R
20A 600V AC
UL/CSA

Description	Catalog Numbers		
Black nylon face.	**HBL3720**	**HBL2340**	**HBL2350**
Isolated ground, orange nylon face.	–	**IG2340**	–

HBL2343

Insulgrip Connector Bodies IP20 SUITABILITY

Description	Catalog Numbers		
Black and white nylon.	**HBL3723**	**HBL2343**	**HBL2353**

Note: Cord clamp range .360"-.930" (9-24).

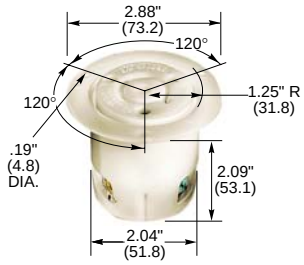

HBL2346

Insulgrip Flanged Receptacles

Description	Catalog Numbers		
Nylon casing, back wired.	**HBL3726**	**HBL2346**	**HBL2356**

NEMA L24-20P
20A 347V AC
UL/CSA

NEMA L8-20P
20A 480V AC
UL/CSA
3 HP

NEMA L9-20P
20A 600V AC
UL/CSA

HBL2341

Insulgrip Plugs IP20 SUITABILITY

Description	Catalog Numbers		
Black and white nylon.	**HBL3721**	**HBL2341**	**HBL2351**

Notes: Cord clamp range .360"-.930" (9-24).
See page B-73 for Add-A-Shroud™ kit.

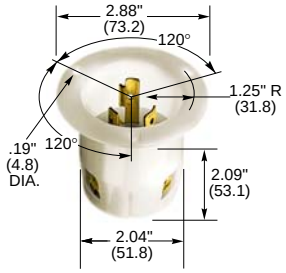

HBL2345

Insulgrip Flanged Inlets

Description	Catalog Numbers		
Nylon casing, back wired.	**HBL3725**	**HBL2345**	**HBL2355**

Notes: Only receptacles and plugs up to 480V AC are HP rated.
For technical information see page B-83.
See pages B-68 and B-69 for accessories.
See page B-63 for switched enclosure.
HP ratings are AC only.

TWIST-LOCK® Devices

2 Pole, 3 Wire Grounding

30 Ampere, 125, 250 Volts and 277 Volts AC

Receptacles, INSULGRIP® Connector Bodies, Flanged Devices and Plugs

Fed.Spec.

Single Flush Receptacles, Back and Side Wired

NEMA L5-30R
30A 125V
UL/CSA
2 HP

NEMA L6-30R
30A 250V
UL/CSA
2 HP

NEMA L7-30R
30A 277V AC
UL/CSA
3 HP

Description	Catalog Numbers		
Black nylon face.	**HBL2610**	**HBL2620**	**HBL2630**
Isolated ground, orange nylon face.	**IG2610**	**IG2620**	**–**
Corrosion resistant, yellow nylon face.	**HBL26CM10**		**–**

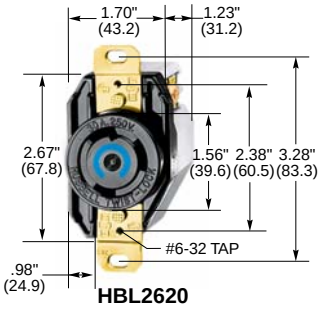

HBL2620

Insulgrip Connector Bodies IP20 SUITABILITY

Description	Catalog Numbers		
Black and white nylon.	**HBL2613**	**HBL2623**	**HBL2633**
Heat stabilized, gray nylon, 220° F (104° C).	**HBL2613F**	**HBL2623F**	**–**
Corrosion resistant, yellow nylon.	**HBL26CM13**	**HBL26CM23**	**–**

Note: Cord clamp range .360"-.930" (9-24).

HBL2623

Insulgrip Flanged Receptacles

Description	Catalog Numbers		
Nylon casing, back wired.	**HBL2616**	**HBL2626**	**HBL2636**
Heat stabilized, gray nylon, 220° F (104° C).	**HBL2616F**	**HBL2626F**	**–**

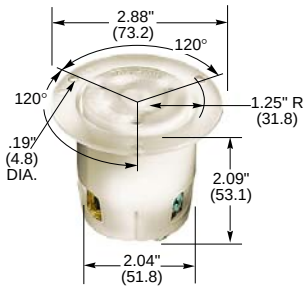

HBL2626

Insulgrip Plugs IP20 SUITABILITY

NEMA L5-30P
30A 125V
UL/CSA
2 HP

NEMA L6-30P
30A 250V
UL/CSA
2 HP

NEMA L7-20P
20A 277V AC
UL/CSA
2 HP

Description	Catalog Numbers		
Black and white nylon.	**HBL2611**	**HBL2621**	**HBL2631**
Heat stabilized, gray nylon, 220° F (104° C).	**HBL2611F**	**HBL2621F**	**–**
Corrosion resistant, yellow nylon.	**HBL26CM11**	**HBL26CM21**	**–**

Notes: Cord clamp range .360"-.930" (9-24).
See page B-73 for Add-A-Shroud™ kit.

HBL2621

Insulgrip Flanged Inlets

Description	Catalog Numbers		
Nylon casing, back wired.	**HBL2615**	**HBL2625**	**HBL2635**
Heat stabilized, gray nylon, 220° F (104° C).	**HBL2615F**	**HBL2625F**	**–**

Notes: All HP ratings are AC only. Only receptacles and plugs are HP rated.
For technical information see page B-83.
For accessories see pages B-68 and B-69.
See page B-63 for switched enclosure.

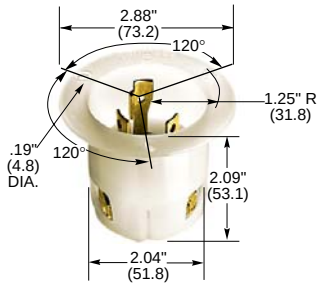

HBL2625

TWIST-LOCK® Devices

2 Pole, 3 Wire Grounding

30 Ampere, 125 and 250 Volts

Watertight Safety-Shroud TWIST-LOCK® System

HBL2610SW

HBL2613SW

HBL2611SW

HBL2615SW

UL Listed, CSA Certified to Type 4, 4X, & 12

Fed.Spec.

IP66
SUITABILITY

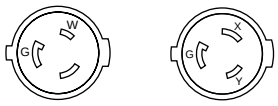

NEMA L5-30R 30A 125V UL/CSA 2 HP — NEMA L6-30R 30A 250V UL/CSA 2 HP*

Watertight Safety-Shroud Receptacles, Back Wired

Description	Catalog Numbers	
Gray Valox® housing and flange.	**HBL2610SW**	**HBL2620SW**

Note: Receptacles only fit boxes listed on page B-72.

Watertight Safety-Shroud Connector Bodies

Description	Catalog Numbers	
Black Valox housing, white Valox clamps.	**HBL2613SW**	**HBL2623SW**

NEMA L5-30P 30A 125V UL/CSA 2 HP — NEMA L6-30P 30A 250V UL/CSA 2 HP*

Watertight Safety-Shroud Plugs

Description	Catalog Numbers	
Black Valox housing, white Valox clamps.	**HBL2611SW**	**HBL2621SW**

Watertight Safety-Shroud Flanged Inlets

Description	Catalog Numbers	
Gray Valox housing and flange.	**HBL2615SW**	**HBL2625SW**

Notes: Only receptacles and plugs 480V AC or less are HP rated.
**Also suitable for 208V.*
HP ratings are AC only.
Cord grip range for plugs and connector bodies .325"-.930" (9-24). #16-3 Type SJ to #8-3 Type S, SO.
For technical information see page B-84.

CIRCUIT-LOCK® Unfused Safety-Shroud Mechanical Interlock for Twist-Lock® Receptacles

Description	Catalog Number
Mechanical Interlock accommodates 30A watertight Safety-Shroud receptacles.	**HBLMITL****

*Note: **Not shown, see pages B-64 and B-65.*

®Valox is a registered trademark of General Electric Company.

TWIST-LOCK® Devices

2 Pole, 3 Wire Grounding

30 Ampere, 125 and 250 Volts

Safety-Shroud TWIST-LOCK® System

Fed.Spec.

Safety-Shroud Twist-Lock Receptacles, Back Wired

NEMA L5-30R
30A 125V
UL/CSA
2 HP

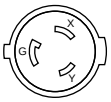

NEMA L6-30R
30A 250V
UL/CSA
2 HP*

Description	Catalog Numbers	
Angle housing one gang.	**HBL2610AR**	**HBL2620AR**
Surface mounting one gang.	**HBL2610SR**	**HBL2620SR**
Semi-flush two gang.	**HBL2610SR2**	**HBL2620SR2**

Notes: See page B-72 for box mounting application.
Housing and flange, gray Valox®.

HBL2620AR

Insulgrip Connector Bodies IP20 SUITABILITY

NEMA L5-30R
30A 125V
UL/CSA

NEMA L6-30R
30A 250V
UL/CSA

Description	Catalog Numbers	
Black and white nylon.	**HBL2613**	**HBL2623**

Note: Cord clamp range .360"-.930" (9-24).

HBL2620SR

Safety-Shroud Male Plug IP20 SUITABILITY

NEMA L5-30P
30A 125V
UL/CSA
2 HP

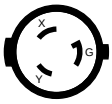

NEMA L6-30P
30A 250V
UL/CSA
2 HP*

Description	Catalog Numbers	
Black and white nylon body, white Valox shroud.	**HBL2611S**	**HBL2621S**

Note: Cord clamp range .360"-.930" (9-24).

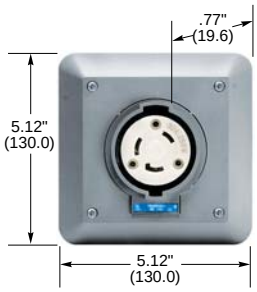

HBL2620SR2

Insulgrip Flanged Inlets

NEMA L5-30P
30A 125V
UL/CSA
2 HP

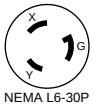

NEMA L6-30P
30A 250V
UL/CSA
2 HP

Description	Catalog Numbers	
Nylon casing, back wired.	**HBL2615**	**HBL2625**

Notes: Only receptacles and plugs 480V AC or less are HP rated.
**Also suitable for 208V.*
HP ratings are AC only.
For technical information see page B-83.

HBL2623

HBL2621S

®Valox is a registered trademark of General Electric Company.

TWIST-LOCK® Devices

2 Pole, 3 Wire Grounding

30 Ampere, 125 and 250 Volts

VALISE® Plugs and Connector Bodies



HBL2611VY

HBL2613VY

HBL60CM31V

HBL60CM32V

Valise Plugs IP20 SUITABILITY

NEMA L5-30P
30A 125V
UL/CSA
2 HP

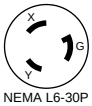

NEMA L6-30P
30A 250V
UL/CSA
2 HP

Description	Cord Dia.	Catalog Numbers	
Yellow nylon.	.590”-.930” (15.0-23.6)	**HBL2611VY**	**HBL2621VY**
Corrosion resistant, yellow nylon.	.590”-.930” (15.0-23.6)	**HBL26CM11V**	**–**
Black nylon.	.590”-.930” (15.0-23.6)	**HBL2611VBK**	**HBL2621VBK**

Valise Connector Bodies IP20 SUITABILITY

NEMA L5-30R
30A 125V
UL/CSA

NEMA L6-30R
30A 250V
UL/CSA

Description	Cord Dia.	Catalog Numbers	
Yellow nylon.	.590”-.930” (15.0-23.6)	**HBL2613VY**	**HBL2623VY**
Corrosion resistant, yellow nylon.	.590”-.930” (15.0-23.6)	**HBL26CM13V**	**–**
Black nylon.	.590”-.930” (15.0-23.6)	**HBL2613VBK**	**HBL2623VBK**

Notes: Connector bodies are not HP rated.
HP ratings are AC only.
See page B-88 for technical information.

Weatherproof Accessories IP55** SUITABILITY

Description	Catalog Numbers
Yellow Seal-Tite® elastomer triple seal cover for use with Valise plugs when used in cord set and Valise connector bodies when used with flanged inlet.	**HBL60CM31V***
Yellow Seal-Tite elastomer triple seal cover for use with Valise connector bodies.	**HBL60CM32V***

*Note: **When installed and used properly with plug and connector body combinations.*
** Not UL Listed, CSA Certified.*

TWIST-LOCK® Devices

2 Pole, 3 Wire Grounding

30 Ampere, 480 and 600 Volts AC

Receptacles, INSULGRIP® Connector Bodies, Flanged Devices and Plugs

Single Flush Receptacles, Back and Side Wired

NEMA L8-30R
30A 480V AC
UL/CSA
5 HP

NEMA L9-30R
30A 600V AC
UL/CSA

Description	Catalog Numbers	
Black nylon face.	**HBL2640**	**HBL2650**

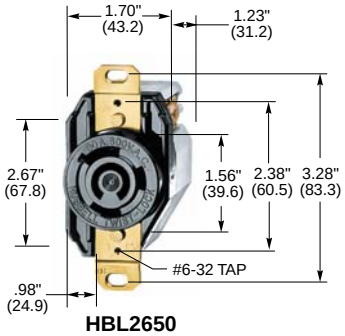

HBL2650

Insulgrip Connector Bodies IP20 SUITABILITY

Description	Catalog Numbers	
Black and white nylon.	**HBL2643**	**HBL2653**

Note: Cord clamp range .325"-.930" (8.25-24).

HBL2653

Insulgrip Flanged Receptacles

Description	Catalog Numbers	
Nylon casing, back wired.	**HBL2646**	**HBL2656**

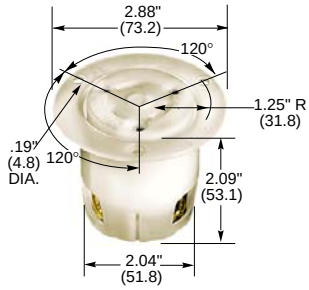

HBL2656

Insulgrip Plugs IP20 SUITABILITY

NEMA L8-30P
30A 480V AC
UL/CSA
5 HP

NEMA L9-30P
30A 600V AC
UL/CSA

Description	Catalog Numbers	
Black and white nylon.	**HBL2641**	**HBL2651**

Notes: Cord clamp range .325"-.930" (8.25-24).
See page B-73 for Add-A-Shroud™ kit.

HBL2651

Insulgrip Flanged Inlets

Description	Catalog Numbers	
Nylon casing, back wired.	**HBL2645**	**HBL2655**

Notes: Only receptacles and plugs up to 480V AC are HP rated.
For technical information see page B-83.
HP ratings are AC only.
For accessories see pages B-68 and B-69.
See page B-63 for switched enclosure.

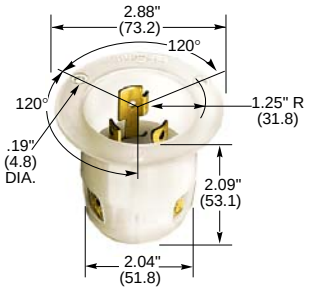

HBL2655

TWIST-LOCK® Devices

2 Pole, 3 Wire Grounding

50 Ampere, 125, 250 Volts and 480 Volts AC

Receptacles, Connector Bodies, Plugs and Flanged Inlets



CS8269

CS8264C

CS8265C

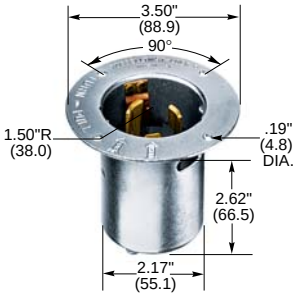

CS8275

HBL7774WO

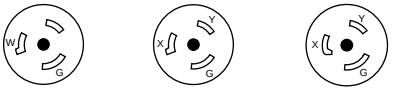

50A 125V | 50A 250V | 50A 480V AC

Receptacles

Description	Catalog Numbers		
Black melamine.	**CS6370**	**CS8269**	**CS8469†**

Connector Bodies **IP20** SUITABILITY

Description	Catalog Numbers		
Nylon housing, Rynite® interior.	**CS6360C**	**CS8264C**	**CS8464C**

Note: Cord clamp range .830"-1.100" (21.08-28.19).

50A 125V | 50A 250V | 50A 480V AC

Plugs **IP20** SUITABILITY

Description	Catalog Numbers		
Nylon housing, Rynite interior.	**CS6361C**	**CS8265C**	**CS8465C**

Note: Cord clamp range .830"-1.100" (21.08-28.19).

Flanged Inlets

Description	Catalog Numbers		
Zinc plated steel casing. thermoplastic interior.	**CS6377†**	**CS8275**	**CS8475†**

Note: See page B-16 for product features.

Accessories Weatherproof Boots **IP55**** SUITABILITY

Description	Catalog Numbers
Seal-Tite® triple seal black elastomeric cover for plugs when used in a cord set and connector bodies when used with flanged inlets.	**HBL7716C***
Seal-Tite triple seal black elastomeric cover for connector bodies when used with cord sets.	**HBL7717C***

Note: Boots shown on page B-74.

Weatherproof Receptacle Cover Plates **IP44** SUITABILITY

Description	Catalog Numbers
Gray thermoplastic, corrosion resistant.	**HBL7774WO**
Yellow thermoplastic, corrosion resistant.	**HBL77CM74WO**

Receptacle Wall Plate & Box Cover

Description	Catalog Number
Stainless steel 302/304, smooth.	**S750**
Galvanized Steel fits 4" square, 4 11/16" or 2 gang box	**HBL50SC**

Closure Plug for 50A Inlets

Description	Catalog Number
Black closure plug.	**HBL4892***

Notes: For additional accessories see page B-74.
For technical information see page B-85.
***When installed and used properly with plug and connector body combinations.*
†Not CSA Certified.
** Not UL Listed, CSA Certified.*

®Rynite is a registered trademark of E. I. Dupont.

TWIST-LOCK® Devices

2 Pole, 3 Wire Grounding

50 Ampere, 250 Volts DC and 600 Volts AC

Receptacle, Connector Body, Plug and Flanged Inlets

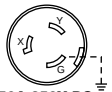

50A 250V DC
50A 600V AC

Receptacle

Description	Catalog Number
Black melamine.	HBL3771

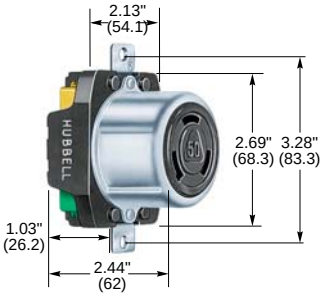

HBL3771

Connector Body IP20 SUITABILITY

Description	Catalog Number
Nylon housing, Rynite® interior.	HBL3762C

Note: Cord clamp range .830"-1.100" (21.08-28.19).

HBL3762C

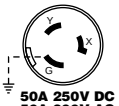

50A 250V DC
50A 600V AC

Plug IP20 SUITABILITY

Description	Catalog Number
Nylon housing, Rynite interior.	HBL3763C

Note: Cord clamp range .830"-1.100" (21.08-28.19).



HBL3763C

Flanged Inlets

Description	Catalog Numbers
Zinc plated steel casing, thermoplastic int.	HBL3777
Zinc plated steel casing, thermoplastic int. with lift cover.	HBL3767

Accessories
Weatherproof Boots IP55** SUITABILITY

Description	Catalog Numbers
Seal-Tite triple seal black elastomeric cover for plugs when used in a cord set and connector bodies when used with flanged inlets.	HBL7716C
Seal-Tite triple seal black elastomeric cover for connector bodies when used with cord sets.	HBL7717C

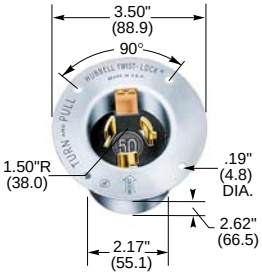

HBL3777

Weatherproof Receptacle Cover Plates IP44 SUITABILITY

Description	Catalog Numbers
Gray thermoplastic, corrosion resistant.	HBL7774WO
Yellow thermoplastic, corrosion resistant.	HBL77CM74WO

Receptacle Wall Plate & Box Cover

Description	Catalog Number
Stainless steel 302/304, smooth.	S750
Galvanized Steel fits 4" square, 4 11/16" or 2 gang box	HBL50SC

Closure Plug for 50A Inlets

Description	Catalog Number
Black closure plug.	HBL4892

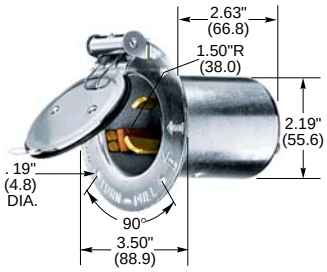

HBL3767

Notes: For additional accessories see page B-74.
For technical information see page B-85.
***IP55 suitability when installed and used properly with plug and connector body combinations.*
** Not UL Listed.*

® Rynite is a registered trademark of E. I. Dupont.

TWIST-LOCK® Devices

3 Pole, 3 Wire, Non-Grounding

15 Ampere, 125/250 Volts

Midget TWIST-LOCK Flanged Receptacles and Plugs

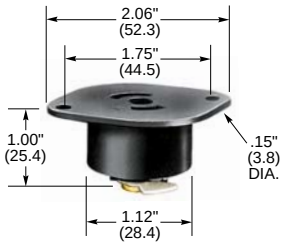

HBL7487N

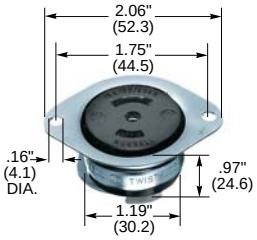

HBL7487

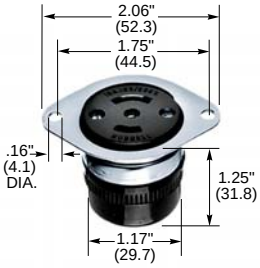

HBL7489

HBL7485V

HBL7485



HBL7432

HBL7495V

NEMA ML-3R
15A 125/250V

NEMA ML-3P
15A 125/250V

Flanged Receptacles

Description	Catalog Numbers	
Exposed terminals, black nylon flange.	**HBL7487N**	
Exposed terminals, stainless steel flange,	**HBL7487**	**–**
Covered terminals, stainless steel flange, accepts cord .500" (12.7) in diameter.	**HBL7489**	**–**

Male Plugs **IP20** SUITABILITY

Description	Cord Dia.	Catalog Numbers	
Valise® plug, black nylon, with insulation displacement terminals, multiple drive screws.	.300"-.430" (7.6-10.9)	**–**	**HBL7485V**
Black nylon body, phenolic base, multiple drive screw terminals, cord grip.	.281"-.421" (7.1-10.7)	**–**	**HBL7485**
Same as above, except angle cord grip.	.335"-.421" (8.5-10.7)	**–**	**HBL7432**

Weatherproof Boot **IP55**** SUITABILITY

Description	Catalog Number
Seal-Tite® cover, black elastomer, for use with a HBL7485V or HBL7485 plug when used with a HBL7484V or HBL7484 connector body when used with a flanged inlet.	**HBL7495V**

Notes: These devices are not interchangeable with any other devices in this catalog.
All male ground pins are solid and all female ground contacts have hollow sleeves.
***When installed and used properly with plug and connector body combinations.*
** Not UL Listed.*

TWIST-LOCK® Devices

3 Pole, 3 Wire, Non-Grounding

15 Ampere, 125/250 Volts

Midget TWIST-LOCK Devices, Flanged Inlets and Connector Bodies

NEMA ML-3R
15A 125/250V

NEMA ML-3P
15A 125/250V

Flanged Inlets

Description	Catalog Numbers	
Exposed terminals, black nylon flange.	–	**HBL7486N**
Exposed terminals, stainless steel flange.	–	**HBL7486**

Connector Bodies **IP20** SUITABILITY

Description	Cord Dia.	Catalog Numbers	
Valise® type, black nylon, with insulation displacement terminals, multiple drive screws.	.300”-.430” (7.6-10.9)	**HBL7484V**	–
Black nylon body, phenolic base, multiple drive screws, cord grip.	.281”-.421” (7.1-10.7)	**HBL7484**	–
Same as above, except for angle cord grip.	.335”-.421” (8.5-10.7)	**HBL7433**	–

Weatherproof Accessories **IP55**** SUITABILITY

Description	Catalog Numbers
Seal-Tite® cover, black elastomer, for use with a HBL7484V or HBL7484 connector body and a combination of HBL7485V or HBL7485 plug and HBL7495V cover.	**HBL7440V***
Closure cover for use with HBL7486 or HBL7486N.	**HBL4889***

Notes: These devices are not interchangeable with any other devices in this catalog.
All male ground pins are solid and all female ground contacts have hollow sleeves.
***IP55 suitability when installed and used properly with plug and connector body combinations.*
** Not UL Listed.*

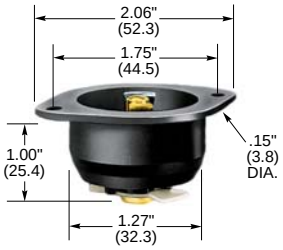

HBL7486N

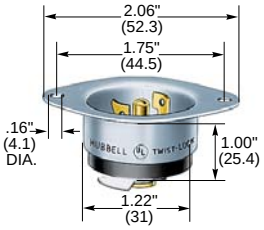

HBL7486

HBL7484V

HBL7484

HBL7433

HBL4889

HBL7440V

TWIST-LOCK® Devices

3 Pole, 3 Wire Non-Grounding

20 and 30 Ampere, 125/250 Volts

Receptacles, INSULGRIP® Connector Bodies, Flanged Devices and Plugs

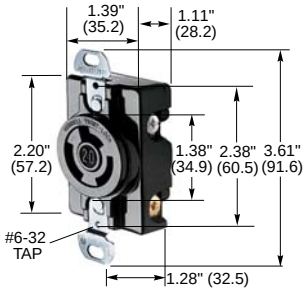

HBL7310B

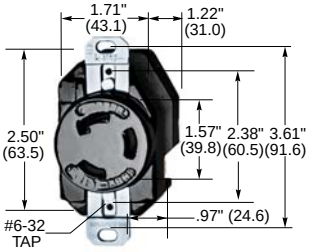

HBL3330

HBL7314C

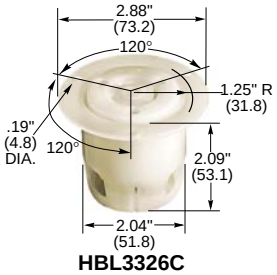

HBL3326C

HBL9965C

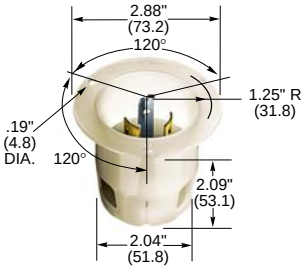

HBL3325C

For Replacement Use Only

Non-NEMA
20A 125/250V
UL Listed

Non-NEMA
30A 125/250V
UL Listed

Single Flush Receptacles

Description	Catalog Numbers	
Black urea face, back wired.	**HBL7310B**	**HBL3330**

Insulgrip Connector Bodies **IP20** SUITABILITY

Description	Catalog Numbers	
Black and white nylon.	**HBL7314C**	**HBL3333C**
Corrosion resistant, yellow nylon.	**HBL73CM14C**	**–**

Note: Cord grip range .360"-.930" (9-24).

Insulgrip Flanged Receptacles

Description	Catalog Numbers	
Nylon casing, back wired.	**HBL3326C**	**HBL3335C**

Non-NEMA
20A 125/250V
UL Listed

Non-NEMA
30A 125/250V
UL Listed

Insulgrip Plugs **IP20** SUITABILITY

Description	Catalog Numbers	
Black and white nylon.	**HBL9965C**	**HBL3331C**
Corrosion resistant, yellow nylon.	**HBL99CM65C**	**–**

Note: Cord grip range .360"-.930" (9-24).

Insulgrip Flanged Inlets

Description	Catalog Numbers	
Nylon casing, back wired.	**HBL3325C**	**HBL3334C**

Note: See pages B-68 and B-69 for accessories.

CAUTION: To avoid electrical shock, review premises carefully and do not use if slot or blade configuration (design) is already in a circuit having a rating differing from the rating of this device.

TWIST-LOCK® Devices

3 Pole, 4 Wire Grounding

20 Ampere, 125/250 Volts, 3Ø 250 and 3Ø 480 Volts AC

Receptacles, INSULGRIP® Connector Bodies, Flanged Devices and Plugs

Fed.Spec.

Single Flush Receptacles, Back and Side Wired

NEMA L14-20R
20A 125/250V
UL/CSA
2 (1) HP

NEMA L15-20R
20A 3Ø 250V AC
UL/CSA
3 HP

NEMA L16-20R
20A 3Ø 480V AC
UL/CSA
5 HP

Description	Catalog Numbers		
Black nylon face.	**HBL2410**	**HBL2420**	**HBL2430**
Isolated ground, orange nylon face.	**IG2410**	**IG2420**	**–**

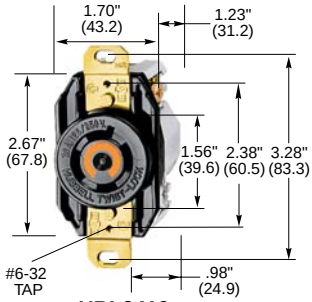

HBL2410

Insulgrip Connector Bodies IP20 SUITABILITY

Description	Catalog Numbers		
Black and white nylon.	**HBL2413**	**HBL2423**	**HBL2433**
Corrosion resistant, yellow nylon.	**HBL24CM13**	**HBL24CM23**	**HBL24CM33**

Note: Cord clamp range .35"-1.15" (9-29).

HBL2413

Insulgrip Flanged Receptacles

Description	Catalog Numbers		
Nylon casing, back wired.	**HBL2416**	**HBL2426**	**HBL2436**

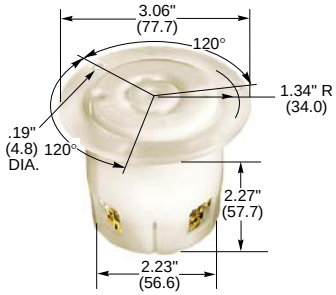

HBL2416

Insulgrip Plugs IP20 SUITABILITY

NEMA L14-20P
20A 125/250V AC
UL/CSA
2 (1) HP

NEMA L15-20P
20A 3Ø 250V AC
UL/CSA
3 HP

NEMA L16-20P
20A 3Ø 480V AC
UL/CSA
5 HP

Description	Catalog Numbers		
Black and white nylon.	**HBL2411**	**HBL2421**	**HBL2431**
Corrosion resistant, yellow nylon.	**HBL24CM11**	**HBL24CM21**	**HBL24CM31**

Notes: Cord clamp range .35"-1.15" (9-29).
See page B-73 for Add-A-Shroud™ kit.

HBL2411

Insulgrip Flanged Inlets

Description	Catalog Numbers		
Nylon casing, back wired.	**HBL2415**	**HBL2425**	**HBL2435**

Notes: All HP ratings are AC only.
HP ratings not in parentheses are phase to phase.
HP rating in parentheses is phase to neutral.
Only receptacles and plugs are HP rated.
See pages B-70 and B-71 for accessories.
For technical information see page B-83.
See page B-63 for switched enclosure.

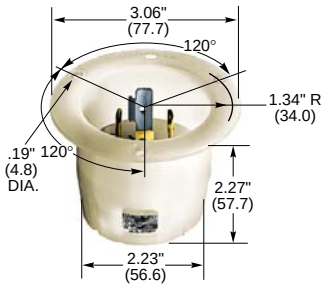

HBL2415

TWIST-LOCK® Devices

3 Pole, 4 Wire Grounding

20 Ampere, 125/250 Volts, 3Ø 250 and 3Ø 480 Volts AC

Watertight Safety-Shroud TWIST-LOCK System



HBL2420SW

HBL2423SW



HBL2421SW



HBL2425SW

Fed.Spec.

UL Listed, CSA Certified to Type 4, 4X, & 12

IP66
SUITABILITY

Watertight Safety-Shroud Twist-Lock Receptacles

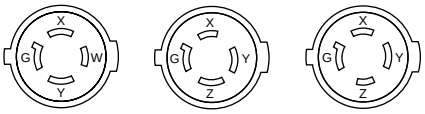

Description	Catalog Numbers		
	NEMA L14-20R 20A 125/250V UL/CSA 2 (1) HP	NEMA L15-20R 20A 3Ø 250V AC UL/CSA 3 HP	NEMA L16-20R 20A 3Ø 480V AC UL/CSA 5 HP
Gray Valox® housing and flange.	**HBL2410SW**	**HBL2420SW**	**HBL2430SW**

Note: Receptacles only fit boxes listed on page B-72.

Watertight Safety-Shroud Connector Bodies

Description	Catalog Numbers		
Black Valox housing, white Valox clamps.	**HBL2413SW**	**HBL2423SW**	**HBL2433SW**

Watertight Safety-Shroud Plugs

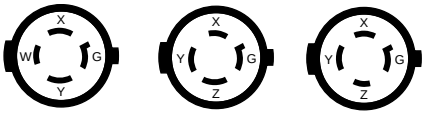

Description	Catalog Numbers		
	NEMA L14-20P 20A 125/250V UL/CSA 2 (1) HP	NEMA L15-20P 20A 3Ø 250V AC UL/CSA 3 HP	NEMA L16-20P 20A 3Ø 480V AC UL/CSA 5 HP
Black Valox housing, white Valox clamp.	**HBL2411SW**	**HBL2421SW**	**HBL2431SW**

Watertight Safety-Shroud Inlets

Description	Catalog Numbers		
Gray Valox housing and flange.	**HBL2415SW**	**HBL2425SW**	**HBL2435SW**

Notes: Only receptacles and plugs 480V AC or less are HP rated.
All HP ratings are AC only.
HP rating in parentheses is phase to neutral.
Cord grip range for plugs and connector bodies
.35"-1.15" (9-29), #16-4 Type SJ to #8-4 Type S, SO.
For technical information see page B-84.

CIRCUIT-LOCK® Unfused Safety-Shroud Mechanical Interlock for Twist-Lock® Receptacles

Description	Catalog Number
Mechanical Interlock accommodates 20A and 30A watertight Safety-Shroud receptacles.	**HBLMITL***

*Note: *Not shown, see pages B-64 and B-65 for complete details.*

®Valox is a registered trademark of General Electric Company.

TWIST-LOCK® Devices

3 Pole, 4 Wire Grounding

20 Ampere, 125/250 Volts, 3Ø 250 and 3Ø 480 Volts AC

Safety-Shroud TWIST-LOCK® System

Fed.Spec.

Safety-Shroud Twist-Lock Receptacles

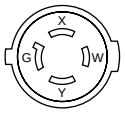

NEMA L14-20R
20A 125/250V
UL/CSA
2 (1) HP

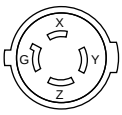

NEMA L15-20R
20A 3Ø 250V AC
UL/CSA
3 HP

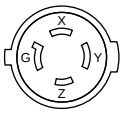

NEMA L16-20R
20A 3Ø 480V AC
UL/CSA
5 HP

Description	Catalog Numbers		
Gray Valox® Angle housing, one gang.	**HBL2410AR**	**HBL2420AR**	**HBL2430AR**
Gray Valox Surface mounting, one gang.	**HBL2410SR**	**HBL2420SR**	**HBL2430SR**
Gray Valox Semi-flush, two gang.	**HBL2410SR2**	**HBL2420SR2**	**HBL2430SR2**

Note: See page B-72 for box mounting application.
Housing and flange gray Valox.

HBL2420AR

IP20 SUITABILITY Insulgrip Connector Bodies

NEMA L14-20R
20A 125/250V
UL/CSA

NEMA L15-20R
20A 3Ø 250V AC
UL/CSA

NEMA L16-20R
20A 3Ø 480V AC
UL/CSA

Description	Catalog Numbers		
Black and white nylon.	**HBL2413**	**HBL2423**	**HBL2433**

Note: Cord clamp range .35"-1.15" (9-29).

HBL2420SR

IP20 SUITABILITY Safety-Shroud Twist-Lock Plugs

NEMA L14-20P
20A 125/250V
UL/CSA
2 (1) HP

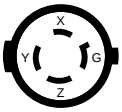

NEMA L15-20P
20A 3Ø 250V AC
UL/CSA
3 HP

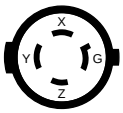

NEMA L16-20P
20A 3Ø 480V AC
UL/CSA
5 HP

Description	Catalog Numbers		
Black and white nylon body, white Valox shroud.	**HBL2411S**	**HBL2421S**	**HBL2431S**

Note: Cord clamp range .35"-1.15" (9-29).

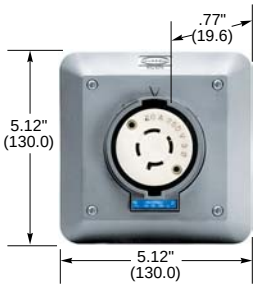

HBL2420SR2

Insulgrip Flanged Inlets

NEMA L14-20P
20A 125/250V
UL/CSA

NEMA L15-20P
20A 3Ø 250V AC
UL/CSA

NEMA L16-20P
20A 3Ø 480V AC
UL/CSA

Description	Catalog Numbers		
Nylon casing, back wired.	**HBL2415**	**HBL2425**	**HBL2435**

Notes: Only receptacles and plugs 480V AC or less are HP rated.
All HP ratings are AC only.
For technical information, see page B-83.
HP rating in parentheses is phase to neutral.

HBL2423



HBL2421S

®Valox is a registered trademark of General Electric Company.

TWIST-LOCK® Devices

3 Pole, 4 Wire Grounding

30 Ampere, 125/250 Volts and 3Ø 250 Volts

Receptacles, INSULGRIP® Connector Bodies, Flanged Devices and Plugs

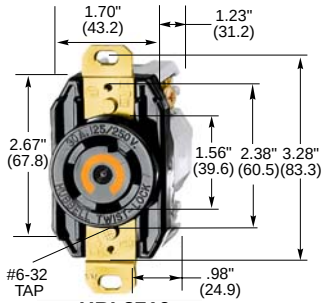

HBL2710

HBL2713

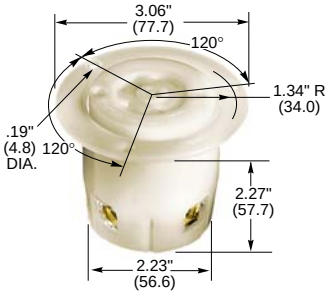

HBL2716

HBL2711

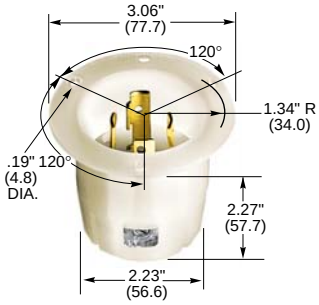

HBL2715

Fed.Spec.

Single Flush Receptacles, Back and Side Wired

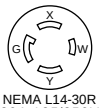

NEMA L14-30R
30A 125/250V
UL/CSA
2 (2) HP

NEMA L15-30R
30A 3Ø 250V AC
UL/CSA
3 HP

Description	Catalog Numbers	
Black nylon face.	**HBL2710**	**HBL2720**
Isolated ground, orange nylon face.	**IG2710**	**IG2720**

Insulgrip Connector Bodies IP20 SUITABILITY

Description	Catalog Numbers	
Black and white nylon.	**HBL2713**	**HBL2723**
Corrosion resistant, yellow nylon.	**HBL27CM13**	**HBL27CM23**

Note: Cord clamp range .35"-1.15" (9-29).

Insulgrip Flanged Receptacles

Description	Catalog Numbers	
Nylon casing, back wired.	**HBL2716**	**HBL2726**

NEMA L14-30P
30A 125/250V
UL/CSA
2 (2) HP

NEMA L15-30P
30A 3Ø 250V AC
UL/CSA
3 HP

Insulgrip Plugs IP20 SUITABILITY

Description	Catalog Numbers	
Black and white nylon.	**HBL2711**	**HBL2721**
Corrosion resistant, yellow nylon.	**HBL27CM11**	**HBL27CM21**

Notes: Cord clamp range .35"-1.15" (9-29).
See page B-73 for Add-A-Shroud™ kit.

Insulgrip Flanged Inlets

Description	Catalog Numbers	
Nylon casing, back wired.	**HBL2715**	**HBL2725**

Notes: HP ratings not in parentheses are phase to phase.
HP rating in parentheses is phase to neutral.
Only receptacles and plugs are HP rated.
See pages B-70 and B-71 for accessories.
For technical information see page B-83.
See page B-63 for switched enclosure.

TWIST-LOCK® Devices

3 Pole, 4 Wire Grounding

30 Ampere, 125/250 Volts and 3Ø 250 Volts AC

Watertight Safety-Shroud TWIST-LOCK® System

IP66
SUITABILITY

UL Listed, CSA Certified to Type 4, 4X, & 12

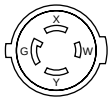

NEMA L14-30R
30A 125/250V
UL/CSA
2 (2) HP

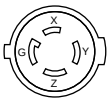

NEMA L15-30R
30A 3Ø 250V AC
UL/CSA
3 HP

Watertight Safety-Shroud Twist-Lock Receptacles

Description	Catalog Numbers	
Gray Valox® housing and flange.	**HBL2710SW**	**HBL2720SW**

Note: Receptacles only fit boxes listed on page B-72.



HBL2710SW

Watertight Safety-Shroud Twist-Lock Connector Bodies

Description	Catalog Numbers	
Black Valox housing, white Valox clamps.	**HBL2713SW**	**HBL2723SW**

HBL2713SW

NEMA L14-30P
30A 125/250V
UL/CSA
2 (2) HP

NEMA L15-30P
30A 3Ø 250V AC
UL/CSA
3 HP

Watertight Safety-Shroud Twist-Lock Plugs

Description	Catalog Numbers	
Black Valox housing, white Valox clamps.	**HBL2711SW**	**HBL2721SW**

HBL2711SW

Watertight Safety-Shroud Twist-Lock Inlets

Description	Catalog Numbers	
Gray Valox housing and flange.	**HBL2715SW**	**HBL2725SW**

Notes: Only receptacles and plugs 480V AC or less are HP rated.
All HP ratings are AC only.
HP rating in parentheses is phase to neutral.
Cord grip range for plugs and connector bodies
.35"-1.15" (9-29), #16-4 Type SJ to #8-4 Type S, SO.
For technical information see page B-84.

HBL2715SW

CIRCUIT-LOCK® Unfused Safety-Shroud Mechanical Interlock for Twist-Lock Receptacles

Description	Catalog Numbers
Mechanical Interlock accommodates 20A and 30A watertight Safety-Shroud receptacles.	**HBLMITL***

*Note: *Not shown, see pages B-64 and B-65 for complete details.*

®Valox is a registered trademark of General Electric Company.

TWIST-LOCK® Devices

3 Pole, 4 Wire Grounding

30 Ampere, 125/250 Volts and 3Ø 250 Volts AC

Safety-Shroud TWIST-LOCK® System

HBL2710AR



HBL2710SR



HBL2710SR2

HBL2713

HBL2711S

Fed.Spec.

Safety-Shroud Twist-Lock Receptacles

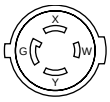

NEMA L14-30R
30A 125/250V
UL/CSA
2 (2) HP

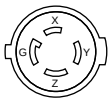

NEMA L15-30R
30A 3Ø 250V AC
UL/CSA
3 HP

Description	Catalog Numbers	
Angle housing one gang.	**HBL2710AR**	**HBL2720AR**
Surface mounting one gang.	**HBL2710SR**	**HBL2720SR**
Semi-flush two gang.	**HBL2710SR2**	**HBL2720SR2**

Notes: See page B-72 for box mounting application.
Housing and flange, gray Valox®.

IP20 SUITABILITY
Insulgrip Connector Bodies

NEMA L14-30R
30A 125/250V
UL/CSA

NEMA L15-30R
30A 3Ø 250V AC
UL/CSA

Description	Catalog Numbers	
Black and white nylon.	**HBL2713**	**HBL2723**

Note: Cord clamp range .35"-1.15" (9-29).

IP20 SUITABILITY
Safety-Shroud Twist-Lock Plugs

NEMA L14-30P
30A 125/250V
UL/CSA
2 (2) HP

NEMA L15-30P
30A 3Ø 250V AC
UL/CSA
3 HP

Description	Catalog Numbers	
Black and white nylon body, white Valox shroud.	**HBL2711S**	**HBL2721S**

Note: Cord clamp range .35"-1.15" (9-29).

Insulgrip Flanged Inlet

NEMA L14-30P
30A 125/250V
UL/CSA

NEMA L15-30P
30A 3Ø 250V AC
UL/CSA

Description	Catalog Numbers	
Nylon casing, back wired.	**HBL2715**	**HBL2725**

Notes: Only receptacles and plugs 480V AC or less are HP rated.
All HP ratings are AC only.
HP rating in parentheses is phase to neutral.
For technical information, see page B-83.

®Valox is a registered trademark of General Electric Company.

TWIST-LOCK® Devices

3 Pole, 4 Wire Grounding

30 Ampere, 3Ø 480 and 3Ø 600 Volts AC

Receptacles, INSULGRIP® Connector Bodies, Flanged Devices and Plugs

Fed.Spec.

NEMA L16-30R
30A 3Ø 480V AC
UL/CSA
10 HP

NEMA L17-30R
30A 3Ø 600V AC
UL/CSA

Single Flush Receptacles, Back and Side Wired

Description	Catalog Numbers	
Black nylon face.	**HBL2730**	**HBL2740**

Not Fed Spec.

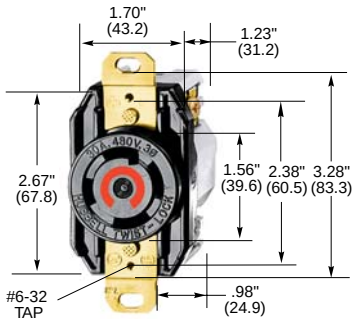

HBL2730

Insulgrip Connector Bodies IP20 SUITABILITY

Description	Catalog Numbers	
Black and white nylon.	**HBL2733**	**HBL2743**
Corrosion resistant, yellow nylon.	**HBL27CM33**	**HBL27CM43**

Note: Cord clamp range .35"-1.15" (9-29).

HBL2733

Insulgrip Flanged Receptacles

Description	Catalog Numbers	
Nylon casing, back wired.	**HBL2736**	**HBL2746**

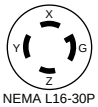

NEMA L16-30P
30A 3Ø 480V AC
UL/CSA
10 HP

NEMA L17-30P
30A 3Ø 600V AC
UL/CSA

Insulgrip Plugs IP20 SUITABILITY

Description	Catalog Numbers	
Black and white nylon.	**HBL2731**	**HBL2741**
Corrosion resistant, yellow nylon.	**HBL27CM31**	**HBL27CM41**

Notes: Cord clamp range .35"-1.15" (9-29).
See page B-73 for Add-A-Shroud™ kit.

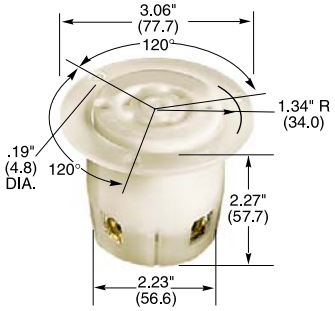

HBL2736

Insulgrip Flanged Inlets

Description	Catalog Numbers	
Nylon casing, backwired.	**HBL2735**	**HBL2745**

Notes: HP ratings listed above are AC only.
See pages B-70 and B-71 for accessories.
Only receptacles and plugs are HP rated and up to 480V AC only.
For technical information see page B-83.
See page B-63 for a switched enclosure.



HBL2731

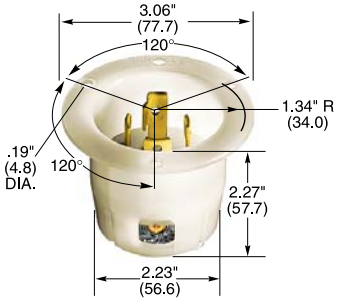

HBL2735

TWIST-LOCK® Devices

3 Pole, 4 Wire Grounding

30 Ampere, 3Ø 480 and 3Ø 600 Volts AC

Watertight Safety-Shroud TWIST-LOCK® System



HBL2730SW

HBL2733SW

HBL2731SW

HBL2735SW

UL Listed, CSA Certified to Type 4, 4X, & 12

IP66
SUITABILITY

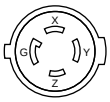

NEMA L16-30R
30A 3Ø 480V AC
UL/CSA
10 HP

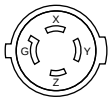

NEMA L17-30R
30A 3Ø 600V AC
UL/CSA

Watertight Safety-Shroud Twist-Lock Receptacles

Description	Catalog Numbers	
Gray Valox® housing and flange.	**HBL2730SW**	**HBL2740SW**

Note: Receptacles only fit boxes listed on page B-72.

Watertight Safety-Shroud Twist-Lock Connector Bodies

Description	Catalog Numbers	
Black Valox housing, white Valox clamps.	**HBL2733SW**	**HBL2743SW**

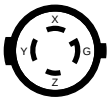

NEMA L16-30P
30A 3Ø 480V AC
UL/CSA
10 HP

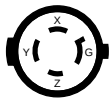

NEMA L17-30P
30A 3Ø 600V AC
UL/CSA

Watertight Safety-Shroud Twist-Lock Plugs

Description	Catalog Numbers	
Black Valox housing, white Valox clamps.	**HBL2731SW**	**HBL2741SW**

Watertight Safety-Shroud Twist-Lock Inlets

Description	Catalog Numbers	
Gray Valox housing and flange.	**HBL2735SW**	**HBL2745SW**

Notes: Only receptacles and plugs 480V AC or less are HP rated.
All HP ratings are AC only.
Cord grip range for plugs and connector bodies
.35"-1.15" (9-29), #16-4 Type SJ to #8-4 Type S, SO.
For technical information see page B-84.

CIRCUIT-LOCK® Unfused Safety-Shroud Mechanical Interlock for Twist-Lock Receptacles

Description	Catalog Number
Mechanical Interlock accommodates 20A and 30A watertight Safety-Shroud receptacles.	**HBLMITL***

*Note: *See pages B-64 and B-65 for complete details.*

®Valox is a registered trademark of General Electric Company.

TWIST-LOCK® Devices

3 Pole, 4 Wire Grounding

30 Ampere, 3Ø 480 and 3Ø 600 Volts AC

Safety-Shroud TWIST-LOCK® System

Safety-Shroud Twist-Lock Receptacles

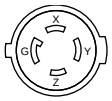

NEMA L16-30R
30A 3Ø 480V AC
UL/CSA
10 HP

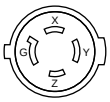

NEMA L17-30R
30A 3Ø 600V AC
UL/CSA

Description	Catalog Numbers	
Angle housing one gang.	**HBL2730AR**	**HBL2740AR**
Surface mounting one gang.	**HBL2730SR**	**HBL2740SR**
Semi-flush two gang.	**HBL2730SR2**	**HBL2740SR2**

Notes: See page B-72 for box mounting application.
Housing and flange, gray Valox®.



HBL2730AR

IP20 SUITABILITY Insulgrip Connector Bodies

NEMA L16-30R
30A 3Ø 480V AC
UL/CSA

NEMA L17-30R
30A 3Ø 600V AC
UL/CSA

Description	Catalog Numbers	
Black and white nylon.	**HBL2733**	**HBL2743**

Note: Cord clamp range .35"-1.15" (9-29).



HBL2730SR

IP20 SUITABILITY Safety-Shroud Twist-Lock Plugs

NEMA L16-30P
30A 3Ø 480V AC
UL/CSA
10 HP

NEMA L17-30P
30A 3Ø 600V AC
UL/CSA

Description	Catalog Numbers	
Black and white nylon body, white Valox shroud.	**HBL2731S**	**HBL2741S**

Note: Cord clamp range .35"-1.15" (9-29).



HBL2730SR2

Insulgrip Flanged Inlets

NEMA L16-30P
30A 3Ø 480V AC
UL/CSA

NEMA L17-30P
30A 3Ø 600V AC
UL/CSA

Description	Catalog Numbers	
Nylon casing, back wired.	**HBL2735**	**HBL2745**

Notes: Only receptacles and plugs 480V AC or less are HP rated.
All HP ratings are AC only.
For technical information, see page B-83.

HBL2733

HBL2731S

®Valox is a registered trademark of General Electric Company.

TWIST-LOCK® Devices

3 Pole, 4 Wire Grounding

50 Ampere, 125/250 Volts, 3Ø 250 and 3Ø 480V AC

Receptacles, Connector Bodies, Plugs and Flanged Inlets

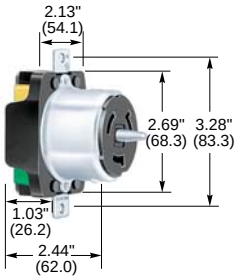

CS6369

CS6364C



CS6365C

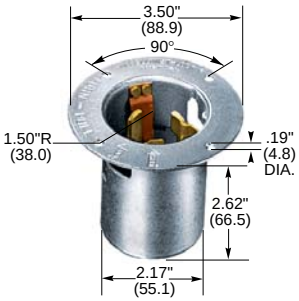

CS6375

HBL7774WO

50A 125/250V UL/CSA | **50A 3Ø 250V AC** UL/CSA | **50A 3Ø 480V AC** UL/CSA

Receptacles

Description	Catalog Numbers		
Black melamine.	**CS6369**	**CS8369**	**CS8169**

Connector Bodies IP20 SUITABILITY

Description	Catalog Numbers		
Nylon cover, Rynite® interior.	**CS6364C**	**CS8364C**	**CS8164C**

Note: Cord clamp range .920"-1.2" (23.681-30.48).

50A 125/250V UL/CSA | **50A 3Ø 250V AC** UL/CSA | **50A 3Ø 480V AC** UL/CSA

Plugs IP20 SUITABILITY

Description	Catalog Numbers		
Nylon cover, Rynite interior.	**CS6365C**	**CS8365C**	**CS8165C**

Note: Cord clamp range .920"-1.2" (23.681-30.48).

Flanged Inlets

Description	Catalog Numbers		
Zinc plated steel casing, Rynite interior.	**CS6375*** **	**CS8375**	**CS8175**

*Note: ***See page V-12 for weatherproof inlet.*

Accessories

Weatherproof Boots IP55** SUITABILITY

Description	Catalog Numbers
Seal-Tite® triple seal black elastomeric cover for plugs when used in a cord set and connector bodies when used with flanged inlets.	**HBL7716C***
Seal-Tite triple seal black elastomeric cover for connector bodies when used with cord sets.	**HBL7717C***

Note: Boots shown on page B-74.

Weatherproof Receptacle Cover Plates

Description	Catalog Numbers
Gray thermoplastic, corrosion resistant.	**HBL7774WO**
Yellow thermoplastic, corrosion resistant.	**HBL77CM74WO**

Receptacle Wall Plate & Box Cover

Description	Catalog Number
Stainless steel 302/304, smooth.	**S750**
Galvanized Steel fits 4" square, 4 11/16" or 2 gang box	**HBL50SC**

Closure Plug for 50A Inlets

Description	Catalog Number
Black closure plug.	**HBL4892***

Notes: For additional accessories see page B-74.
For technical information see page B-85.
***When installed and used properly with plug and connector body combination.*
** Not UL Listed, CSA Certified.*

®Rynite is a registered trademark of E. I. Dupont

TWIST-LOCK® Devices

3 Pole, 4 Wire Grounding

50 Ampere, 600 Volts AC, 250 Volts DC

Receptacles, Connector Bodies, Plugs and Flanged Inlets

Important Note: Catalog numbers HBL7379, HBL7764C, HBL7765C, HBL7958, HBL7968 are for replacement use only. See other singly rated 50A Twist-Lock® devices in this section. HBL3700 series Twist-Lock devices do not interchange with any other devices in this section.

50A 600V AC
50A 250V DC

50A 600V AC
50A 250V DC

Receptacles

Description	Catalog Numbers	
Black melamine.	**HBL3769**	**HBL7379**

Connector Bodies IP20 SUITABILITY

Description	Catalog Numbers	
Nylon cover, Rynite® interior.	**HBL3764C**	**HBL7764C**

Note: Cord clamp range .920"-1.20" (23.36-30.48).

50A 600V AC
50A 250V DC

50A 600V AC
50A 250V DC

Plugs IP20 SUITABILITY

Description	Catalog Numbers	
Nylon cover, Rynite interior.	**HBL3765C**	**HBL7765C**

Note: Cord clamp range .920"-1.20" (23.36-30.48).

Flanged Inlets

Description	Catalog Numbers	
Zinc plated steel casing, with lift cover.	**HBL3768**	**HBL7968**
Zinc plated steel casing, without lift cover.	**HBL3775**	**HBL7958**

Accessories
Weatherproof Boots IP55* SUITABILITY

Description	Catalog Numbers	
Seal-Tite® triple seal black elastomeric cover for plugs when used in a cord set and connector bodies when used with flanged inlets.	**HBL7716C****	*
Seal-Tite triple seal black elastomeric cover for connector bodies when used with cord sets.	**HBL7717C****	*

Weatherproof Receptacle Cover Plates IP44* SUITABILITY

Description	Catalog Numbers
Gray thermoplastic, corrosion resistant.	**HBL7774WO**
Yellow thermoplastic, corrosion resistant.	**HBL77CM74WO**

Receptacle Wall Plate & Box Cover

Description	Catalog Number
Stainless steel 302/304, smooth.	**S750**
Galvanized Steel fits 4" square, 4 11/16" or 2 gang box	**HBL50SC**

Closure Plug for 50A Inlets

Description	Catalog Number
Black closure plug.	**HBL4892***

Notes: For additional accessories see page B-74.
For technical information see page B-85.
***When installed and used properly with plug and connector body combination.*
®Rynite is a registered trademark of E. I. Dupont.
**Not UL Listed, Not CSA Certified.*

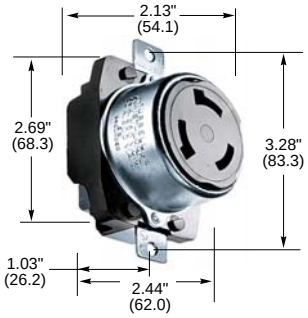

HBL3769

HBL3764C

HBL3765C

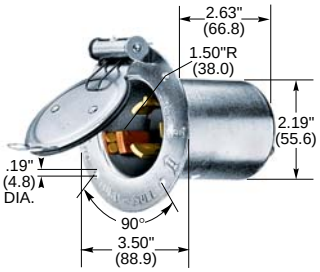

HBL3768

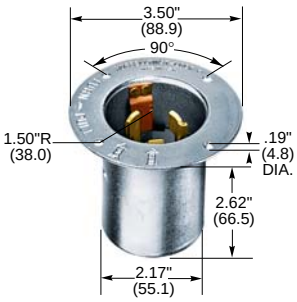

HBL3775

Dimensions in Inches (mm)

TWIST-LOCK® Devices

4 Pole, 4 Wire Non-Grounding

20 Ampere, 3Ø Y 120/208, 277/480 and 347/600 Volts AC

Receptacles, INSULGRIP® Connector Bodies, Plugs and Flanged Devices

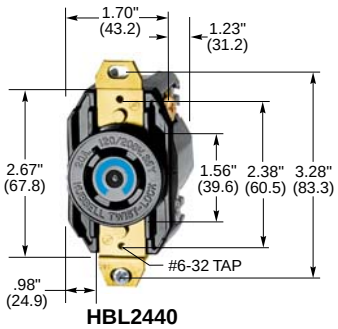

HBL2440

HBL2443

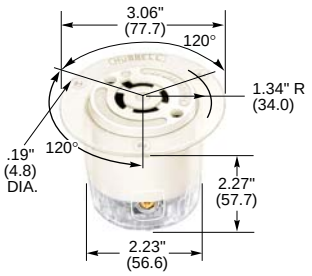

HBL2446

HBL2441

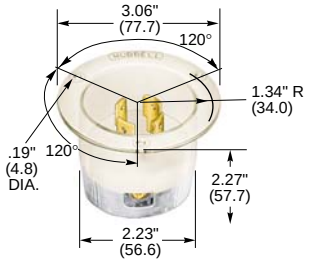

HBL2445

Fed.Spec.

Single Flush Receptacles, Back and Side Wired

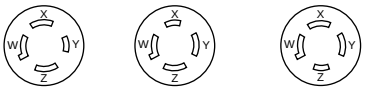

NEMA L18-20R 20A 3ØY 120/208V AC UL Listed 2 HP | NEMA L19-20R 20A 3ØY 277/480V AC UL Listed 5 HP | NEMA L20-20R 20A 3ØY 347/600V AC UL Listed

Description	Catalog Numbers		
Black nylon face.	**HBL2440**	**HBL2450**	**HBL2460**

Not Fed Spec.

Insulgrip Connector Bodies IP20 SUITABILITY

Description	Catalog Numbers		
Black and white nylon.	**HBL2443**	**HBL2453**	**HBL2463**

Note: Cord clamp range .35"-1.15" (9-29).

Insulgrip Flanged Receptacles

Description	Catalog Numbers		
Nylon casing, back wired.	**HBL2446**	**HBL2456**	**HBL2466**

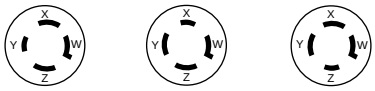

NEMA L18-20P 20A 3ØY 120/208V AC UL Listed 2 HP | NEMA L19-20P 20A 3ØY 277/480V AC UL Listed 5 HP | NEMA L20-20P 20A 3ØY 347/600V AC UL Listed

Insulgrip Plugs IP20 SUITABILITY

Description	Catalog Numbers		
Black and white nylon.	**HBL2441**	**HBL2451**	**HBL2461**

Notes: Cord clamp range .35"-1.15" (9-29).
See page B-73 for Add-A-Shroud™ kit.

Insulgrip Flanged Inlets

Description	Catalog Numbers		
Nylon casing, back wired.	**HBL2445**	**HBL2455**	**HBL2465**

Accessories

Wall Plates IP55** SUITABILITY

Description	Catalog Numbers
Stainless steel 302/304, smooth, single-gang.	**S720**
Brass, smooth, single-gang.	**B720**
Black, smooth nylon, single-gang.	**P720B**

Weatherproof Boots IP55* SUITABILITY

Description	Catalog Numbers
Seal-Tite triple seal cover for plug when used on a cord set or when used with flush receptacles or connector body when used with flanged inlets. Black elastomer.	**HBL6035***
Same as above except yellow.	**HBL60CM35***
Seal-Tite® triple seal cover for connector body, when used on interconnecting cord sets. Black elastomer.	**HBL6036***
Same as above except yellow.	**HBL60CM36***

Notes: See pages B-70 and B-71 for accessories.
HP ratings are for receptacles and plugs only and up to 480V AC only.
HP ratings are AC only.
***When installed and used properly with plug and connector body combinations.*
For technical information see page B-83.
*** Not UL Listed.*

TWIST-LOCK® Devices

4 Pole, 4 Wire Non-Grounding

30 Ampere, 3Ø Y 120/208, 277/480 and 347/600 Volts AC

Receptacles, INSULGRIP® Connector Bodies, Flanged Devices and Plugs

Fed.Spec.

Single Flush Receptacles, Back and Side Wired

NEMA L18-30R
30A 3ØY
120/208V AC
UL Listed
3 HP

NEMA L19-30R
30A 3ØY
277/480V AC
UL Listed
10 HP

NEMA L20-30R
30A 3ØY
347/600V AC
UL Listed

Description	Catalog Numbers		
Black nylon face.	**HBL2750**	**HBL2760**	**HBL2770**

Not Fed Spec.

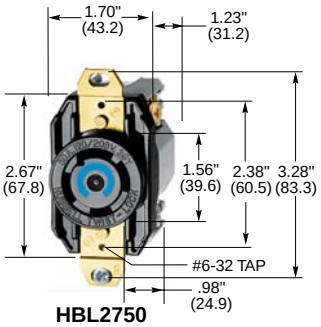

HBL2750

Insulgrip Connector Bodies IP20 SUITABILITY

Description	Catalog Numbers		
Black and white nylon.	**HBL2753**	**HBL2763**	**HBL2773**

Note: Cord clamp range .35"-1.15" (9-29).

HBL2753

Insulgrip Flanged Receptacles

Description	Catalog Numbers		
Nylon casing, back wired.	**HBL2756**	**HBL2766**	**HBL2776**

NEMA L18-30P
30A 3ØY
120/208V AC
UL Listed
3 HP

NEMA L19-30P
30A 3ØY
277/480V AC
UL Listed
10 HP

NEMA L20-30P
30A 3ØY
347/600V AC
UL Listed

Insulgrip Plugs IP20 SUITABILITY

Description	Catalog Numbers		
Black and white nylon.	**HBL2751**	**HBL2761**	**HBL2771**

Note: Cord clamp range .35"-1.15" (9-29).
See page B-73 for Add-A-Shroud™ kit.

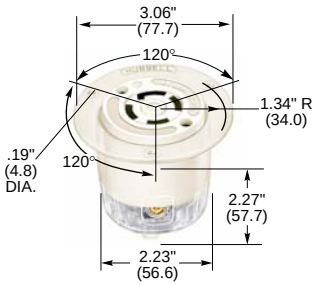

HBL2756

Insulgrip Flanged Inlets

Description	Catalog Numbers		
Nylon casing, back wired.	**HBL2755**	**HBL2765**	**HBL2775**

Notes: Horsepower ratings are for receptacles and plugs only and up to 480V AC only.
See pages B-70 and B-71 for accessories.
For technical information see page B-83.

HBL2751

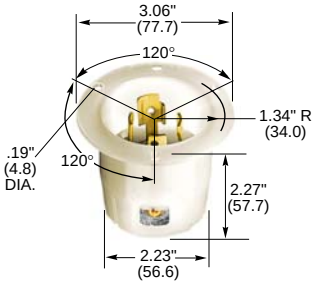

HBL2755

TWIST-LOCK® Devices

4 Pole, 4 Wire Non-Grounding

20 and 30 Ampere, 3Ø Y 120/208 Volts AC

Receptacles, INSULGRIP® Connector Bodies, Flanged Devices and Plugs

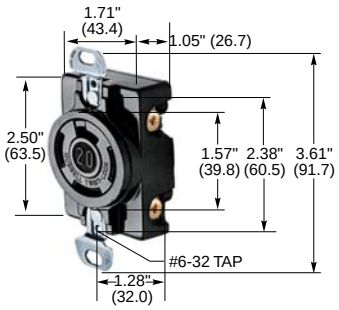

HBL7410B

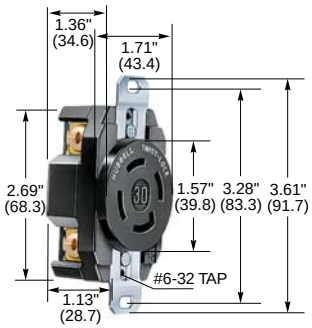

HBL3430

HBL7413C

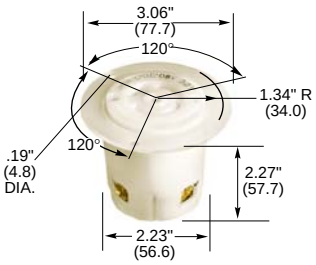

HBL7409C

HBL7411C

For Replacement Use Only

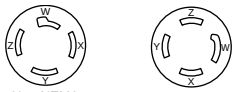

Non-NEMA 20A 3Ø Y 120/208V AC UL Listed — Non-NEMA 30A 3Ø Y 120/208V AC UL Listed

Receptacles

Description	Catalog Numbers	
Black urea, back wired.	**HBL7410B**	**HBL3430**
Mounted on a 4" (101.6) round metal cover.	**HBL7417B**	**–**

Not Fed Spec

Insulgrip Connector Bodies IP20 SUITABILITY

Description	Catalog Numbers	
Black and white nylon.	**HBL7413C**	**HBL3433C**

Note: Cord grip range for devices .35"-1.15" (9-29).

Insulgrip Flanged Receptacle

Description	Catalog Number	
Nylon casing, back wired.	**HBL7409C**	**–**

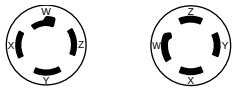

Non-NEMA 20A 3Ø Y 120/208V AC UL Listed — Non-NEMA 30A 3Ø Y 120/208V AC UL Listed

Insulgrip Plugs IP20 SUITABILITY

Description	Catalog Numbers	
Black and white nylon.	**HBL7411C**	**HBL3431C**

Notes: Cord grip range for devices .35"-1.15" (9-29).
See page B-73 for Add-A-Shroud™ kit.

Insulgrip Flanged Inlet

Description	Catalog Number	
Nylon casing, back wired.	**HBL7408C**	**–**

Notes: See pages B-70 and B-71 for accessories.
For technical information on Insulgrip plugs, connector bodies and flanged devices see page B-83.

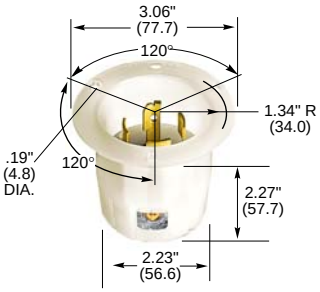

HBL7408C

CAUTION: To avoid electrical shock, review premises carefully and do not use if slot or blade configuration (design) is already in a circuit having a rating differing from the rating of this device.

TWIST-LOCK® Devices

4 Pole, 5 Wire Grounding

20 Ampere, 3Ø Y 120/208, 277/480 and 347/600 Volts AC

Receptacles, INSULGRIP® Connector Bodies, Flanged Devices and Plugs

Fed.Spec.

Single Flush Receptacles, Back and Side Wired

NEMA L21-20R
20A 3ØY
120/208V AC
UL/CSA
2 HP

NEMA L22-20R
20A 3ØY
277/480V AC
UL/CSA
5 HP

NEMA L23-20R
20A 3ØY
347/600V AC
UL/CSA

Description	Catalog Numbers		
Black nylon face.	**HBL2510**	**HBL2520***	**HBL2530***
Isolated ground, orange nylon face.	**IG2510**	–	–

**Not Fed Spec*

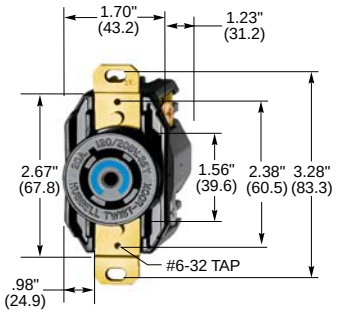

HBL2510

Insulgrip Connector Bodies IP20 SUITABILITY

Description	Catalog Numbers		
Black and white nylon.	**HBL2513**	**HBL2523**	**HBL2533**
Corrosion resistant, yellow nylon.	**HBL25CM13**	–	–

Note: Cord grip range .35"-1.15" (9-29).

HBL2513

Insulgrip Flanged Receptacles

Description	Catalog Numbers		
Nylon casing, back wired.	**HBL2516**	**HBL2526**	**HBL2536**

NEMA L21-20P
20A 3ØY
120/208V AC
UL/CSA

NEMA L22-20P
20A 3ØY
277/480V AC
UL/CSA
5 HP

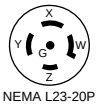

NEMA L23-20P
20A 3ØY
347/600V AC
UL/CSA

Insulgrip Plugs IP20 SUITABILITY

Description	Catalog Numbers		
Black and white nylon.	**HBL2511**	**HBL2521**	**HBL2531**
Corrosion resistant, yellow nylon.	**HBL25CM11**	–	–

Note: Cord grip range .35"-1.15" (9-29).

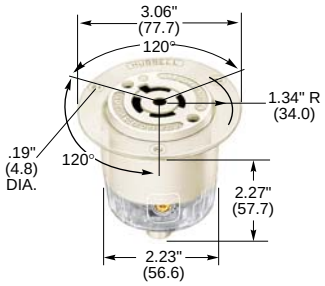

HBL2516

Insulgrip Flanged Inlets

Description	Catalog Numbers		
Nylon casing, back wired.	**HBL2515**	**HBL2525**	**HBL2535**

Notes: Only receptacles and plugs 480V AC or less are HP rated.
HP ratings for receptacles and plugs only.
All HP rating are AC only.
See pages B-70 and B-71 for accessories.
See page B-83 for technical data.
See page B-63 for switched enclosure.

HBL2511

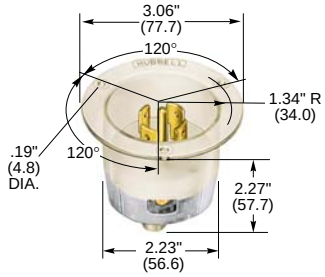

HBL2515

TWIST-LOCK® Devices

4 Pole, 5 Wire Grounding

20 Ampere, 3Ø Y 120/208 Volts AC

Watertight Safety-Shroud TWIST-LOCK® System



HBL2510SW



HBL2513SW

HBL2511SW

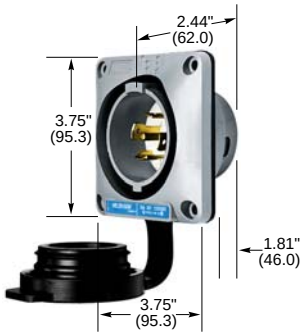

HBL2515SW

Fed.Spec.

UL Listed, CSA Certified to Type 4, 4X, & 12

IP66
SUITABILITY

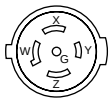

NEMA L21-20R
20A 3ØY
120/208V AC
UL/CSA
2 HP

Watertight Safety-Shroud Receptacle, Back Wired

Description	Catalog Number
Gray Valox® housing and flange.	**HBL2510SW**

Note: Receptacles only fit boxes listed on page B-72.

Watertight Safety-Shroud Connector Body

Description	Catalog Number
Black Valox housing, white Valox clamps.	**HBL2513SW**

NEMA L21-20P
20A 3ØY
120/208V AC
UL/CSA
2 HP

Watertight Safety-Shroud Plug

Description	Catalog Number
Black Valox housing, white Valox clamps.	**HBL2511SW**

Watertight Safety-Shroud Flanged Inlet

Description	Catalog Number
Gray Valox housing and flange.	**HBL2515SW**

Notes: Cord grip range for plugs and connector bodies .35"-1.15" (9-29), #16-5 Type S, SO to #8-5 Type S, SO. For technical information see page B-84.

CIRCUIT-LOCK® Unfused Safety-Shroud Mechanical Interlock for Twist-Lock Receptacles

Description	Catalog Number
Mechanical Interlock accommodates 20A and 30A watertight safety shroud receptacles.	**HBLMITL***

*Note: *See pages B-64 and B-65 for complete details.*

®Valox is a registered trademark of General Electric Company.

TWIST-LOCK® Devices

4 Pole, 5 Wire Grounding

20 Ampere, 3Ø Y 120/208 Volts AC

Safety-Shroud TWIST-LOCK® System

Fed.Spec.

Safety-Shroud Twist-Lock Receptacles

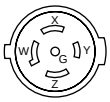

NEMA L21-20R
20A 3ØY
120/208V AC
UL/CSA
2 HP

Description	Catalog Numbers
Angle housing one gang.	**HBL2510AR**
Surface mounting one gang.	**HBL2510SR**
Semi-flush two gang.	**HBL2510SR2**

Notes: See page B-72 for box mounting application.
Housing and flange gray Valox®.

HBL2510AR

HBL2510SR

NEMA L21-20R
20A 3ØY
120/208V AC
UL/CSA

Insulgrip Connector Body IP20 SUITABILITY

Description	Catalog Number
Black and white nylon.	**HBL2513**

Note: Cord clamp range .35"-1.15" (9-29).



HBL2510SR2

NEMA L21-20P
20A 3ØY
120/208V AC
UL/CSA
2 HP

Safety-Shroud Twist-Lock Plug IP20 SUITABILITY

Description	Catalog Number
Black and white nylon body, White Valox shroud.	**HBL2511S**

Note: Cord clamp range .35"-1.15" (9-29).

HBL2513

NEMA L21-20P
20A 3ØY
120/208V AC
UL/CSA

Insulgrip Flanged Inlet

Description	Catalog Number
Nylon casing, back wired.	**HBL2515**

Notes: Only receptacle and plugs 480V AC or less are HP rated.
All HP ratings are AC only.
For technical information, see page B-83.

HBL2511S

®Valox is a registered trademark of General Electric Company.

Dimensions in Inches (mm)

TWIST-LOCK® Devices

4 Pole, 5 Wire Grounding

30 Ampere, 3Ø Y 120/208, 277/480 and 347/600 Volts AC

Receptacles, INSULGRIP® Connector Bodies, Flanged Devices and Plugs

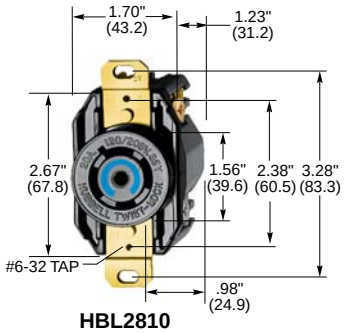

HBL2810

Fed.Spec.

NEMA L21-30R 30A 3ØY 120/208V AC UL/CSA 3 HP | NEMA L22-30R 30A 3ØY 277/480V AC UL/CSA 10 HP | NEMA L23-30R 30A 3ØY 347/600V AC UL/CSA

Single Flush Receptacles, Back and Side Wired

Description	Catalog Numbers		
Black nylon face.	**HBL2810**	**HBL2820**	**HBL2830**
Isolated ground, orange nylon face.	**IG2810**	–	–

HBL2813

Insulgrip Connector Bodies IP20 SUITABILITY

Description	Catalog Numbers		
Black and white nylon.	**HBL2813**	**HBL2823**	**HBL2833**
Corrosion resistant, yellow nylon.	**HBL28CM13**	–	–

Note: Cord grip range .35"-1.15" (9-29).

Insulgrip Flanged Receptacles

Description	Catalog Numbers		
Nylon casing, back wired.	**HBL2816**	**HBL2826**	**HBL2836**

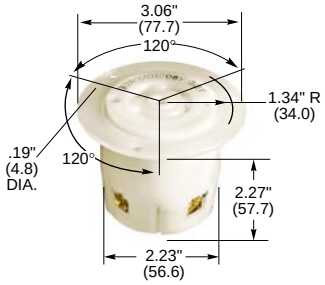

HBL2816

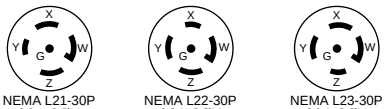

NEMA L21-30P 30A 3ØY 120/208V AC UL/CSA 3 HP | NEMA L22-30P 30A 3ØY 277/480V AC UL/CSA 10 HP | NEMA L23-30P 30A 3ØY 347/600V AC UL/CSA

Insulgrip Plugs IP20 SUITABILITY

Description	Catalog Numbers		
Black and white nylon.	**HBL2811**	**HBL2821**	**HBL2831**
Corrosion resistant, yellow nylon.	**HBL28CM11**	–	–

Notes: Grip range .35"-1.15" (9-29).
See page B-73 for Add-A-Shroud™ kit.

HBL2811

Insulgrip Flanged Inlets

Description	Catalog Numbers		
Nylon casing, back wired.	**HBL2815**	**HBL2825**	**HBL2835**

Notes: Only receptacles and plugs 480V AC or less are HP rated.
HP rating are AC only.
See pages B-70 and B-71 for accessories.
For technical information see page B-83.
See page B-63 for a switched enclosure.

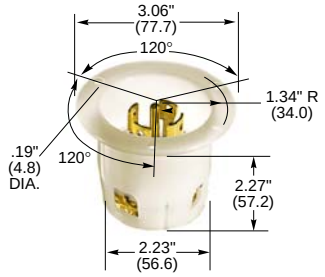

HBL2815

TWIST-LOCK® Devices

4 Pole, 5 Wire

30 Ampere, 3Ø Y 120/208 Volts AC

Watertight Safety-Shroud Twist-Lock® System

IP66
SUITABILITY

UL Listed, CSA Certified to Type 4, 4X, & 12K

Fed.Spec.

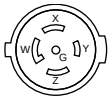

NEMA L21-30R
30A 3ØY
120/208V AC
UL/CSA
3 HP

Watertight Safety-Shroud Twist-Lock Receptacle

Description	Catalog Number
Gray Valox® housing and flange.	**HBL2810SW**

Note: Receptacles only fit boxes listed on page B-72.



HBL2810SW

Watertight Safety-Shroud Connector Body

Description	Catalog Number
Black Valox housing, white Valox clamps.	**HBL2813SW**



HBL2813SW

NEMA L21-30P
30A 3ØY
120/208V AC
UL/CSA
3 HP

Watertight Safety-Shroud Plug

Description	Catalog Number
Black Valox housing, white Valox clamps.	**HBL2811SW**



HBL2811SW

Watertight Safety-Shroud Flanged Inlet

Description	Catalog Number
Gray Valox housing and flange.	**HBL2815SW**

Notes: Only receptacles and plugs 480V AC or less are HP rated.
HP ratings are AC only.
Cord grip range for plugs and connector bodies
.35"-1.15" (9-29), #16-5 Type S, SO to #8-5 Type S, SO.
For technical information see page B-84.

HBL2815SW

CIRCUIT-LOCK® Unfused Safety-Shroud Mechanical Interlock for Twist-Lock Receptacles

Description	Catalog Number
Mechanical Interlock accommodates 20A and 30A watertight Safety-Shroud receptacles.	**HBLMITL***

*Note: *Not shown, see pages B-64 and B-65 for complete details.*

®Valox is a registered trademark of General Electric Company.

TWIST-LOCK® Devices

4 Pole, 5 Wire Grounding

30 Ampere, 3Ø Y 120/208 Volts AC

Safety-Shroud TWIST-LOCK® System

HBL2810AR

Fed.Spec.

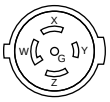

NEMA L21-30R
30A 3ØY
120/208V AC
UL/CSA
3 HP

Safety-Shroud Twist-Lock Receptacles

Description	Catalog Numbers
Angle housing one gang.	**HBL2810AR**
Surface mounting one gang.	**HBL2810SR**
Semi-flush two gang.	**HBL2810SR2**

Notes: See page B-72 for box mounting application.
Housing and flange, gray Valox®.

HBL2810SR

NEMA L21-30R
30A 3ØY
120/208V AC
UL/CSA

Insulgrip Connector Body IP20 SUITABILITY

Description	Catalog Number
Black and white nylon.	**HBL2813**

Note: Cord clamp range .35"-1.15" (9-29).



HBL2810SR2

NEMA L21-30P
30A 3ØY
120/208V AC
UL/CSA
3 HP

Safety-Shroud Twist-Lock Plug IP20 SUITABILITY

Description	Catalog Number
Black and white nylon body, white Valox shroud.	**HBL2811S**

Note: Cord clamp range .35"-1.15" (9-29).

HBL2813

NEMA L21-30P
30A 3ØY
120/208V AC
UL/CSA

Insulgrip Flanged Inlet

Description	Catalog Number
Nylon casing, back wired.	**HBL2815**

Notes: Only receptacles and plugs 480V AC or less are HP rated.
All HP ratings are AC only.
For technical information, see page B-83.

HBL2811S

®Valox is a registered trademark of General Electric Company.

TWIST-LOCK® Devices

4 Pole, 5 Wire Grounding

20 Ampere, 250 Volts, 10 Ampere, 600 Volts AC

Receptacle, INSULGRIP® Plug and Connector Body

For Replacement Use Only

Non-NEMA
20A 250V
10A 600V AC
UL/CSA

Non-NEMA
20A 250V
10A 600V AC
UL/CSA

Receptacle

Description	Catalog Number	
Black urea, back wired.	**HBL3520**	–

Insulgrip Plug IP20 SUITABILITY

Description	Catalog Number	
Black and white nylon.	–	**HBL3521C**

Insulgrip Connector Body IP20 SUITABILITY

Description	Catalog Number	
Black and white nylon.	**HBL3523C**	–

Insulgrip Flanged Inlet

Description	Catalog Number	
Nylon casing, back wired.	–	**HBL3525C**

Insulgrip Flanged Receptacle

Description	Catalog Number	
Nylon casing, back wired.	**HBL3524C**	–

Notes: Cord grip range for plug and connector body .35”-1.15” (9-29).
See pages B-70 and B-71 for accessories.
For technical information on Insulgrip plug and connector body see page B-83.

CAUTION: To avoid electrical shock, review premises carefully and do not use if slot or blade configuration (design) is already in a circuit having a rating differing from the rating of this device.

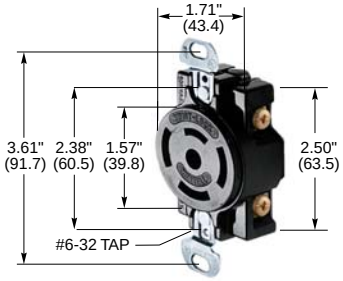

HBL3520

HBL3521C

HBL3523C

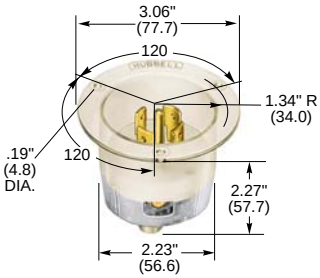

HBL3525C

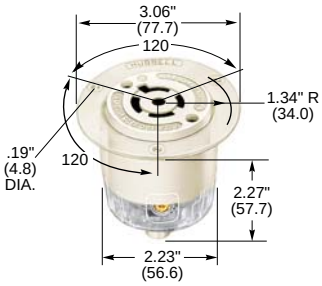

HBL3524C

TWIST-LOCK® Devices

4 Pole 5 Wire Grounding

30 Ampere, 250 Volts; 30 Ampere, 600 Volts AC and 20 Ampere, 3Ø Y 120/208 Volts AC 400Hz

VARILOAD® TWIST-LOCK® Receptacles, Plugs, Connector Bodies and Flanged Inlets

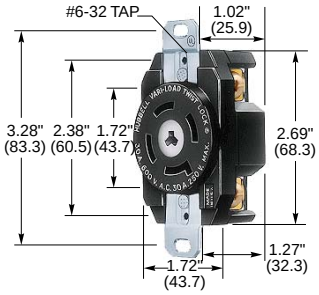

HBL45305

In many large plants and laboratories the number of circuits of different ratings and frequency is greater than the number of blade configurations available in conventional wiring devices.

Prior to NEMA configuration standardization the solution was "Variload Twist-Lock" devices with four non-interchangeable center pin and slot configurations that can be designated to different circuits.

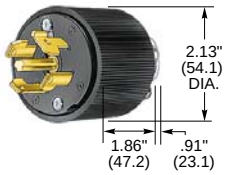

HBL45315

HBL45335

30A, 250V AC/DC 30A, 600V AC

Center Pin Configuration	Receptacles	Plugs	Connector Bodies	Flanged Inlets
▬	**HBL45105**	**HBL45115**	**HBL45135**	**–**
▲	**HBL45205**	**HBL45215**	**HBL45235**	**–**
⬇	**HBL45305**	**HBL45315**	**HBL45335**	**–**

20A 120/208V 3Ø Y, 400 Hz

▮	**HBL45905**	**HBL45915**	**HBL45935**	**HBL45985CL**

Accessories

Plates

Description	Catalog Numbers
Brass, single-gang.	**B725**
Stainless steel, single-gang.	**S725**

Weatherproof Boots IP55** SUITABILITY

Description	Catalog Numbers
Seal-Tite black elastomer for Variload plugs.	**HBL6027***
Seal-Tite, black elastomer for Variload connector bodies.	**HBL6028***

*Note: **When installed and used properly with plug and connector body combinations.*
** Not UL Listed.*

CAUTION: To avoid electrical shock, review premises carefully and do not use if slot or blade configuration (design) is already in a circuit having a rating differing from the rating of this device.

Not UL Listed, TWIST-LOCK® Devices

3 Pole, 3 Wire and 2 Pole 3 Wire

10 Ampere, 250 Volts, 15 Ampere 125 Volts

Receptacles, INSULGRIP® Connector Bodies, Flanged Devices and Plugs

For Replacement Use Only



Receptacles

Description	Catalog Numbers	
Duplex, black RTP*.	**HBL7580**	**HBL7580G**
Single, black phenolic.	**HBL7582**	**HBL7582G**



HBL7580

Connector Bodies IP20 SUITABILITY

Description	Catalog Numbers	
Insulgrip connector, black and white nylon, multiple drive screws.	**HBL7565C**	**–**
Insulgrip connector, yellow and white nylon, multiple drive screws.	**HBL7565CY**	**–**
Black phenolic.	**HBL7555**	**HBL7555G**

Notes: Cord grip range .230"-.720" (5.8-18.3).
HBL7555 cord grip range .296"-.625" (7.5-15.9).



HBL7565C

Flanged Receptacles

Description	Catalog Numbers	
Stainless steel casing.	**HBL7557**	**HBL7557G**

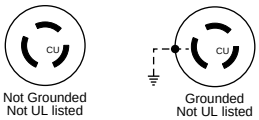

Insulgrip Plugs IP20 SUITABILITY

Description	Catalog Numbers	
Black and white nylon, multiple drive screws.	**HBL7567C**	**–**
Yellow and white nylon, multiple drive screws.	**HBL7567CY**	**–**

Note: Cord grip range .230"-.720" (5.8-18.3).

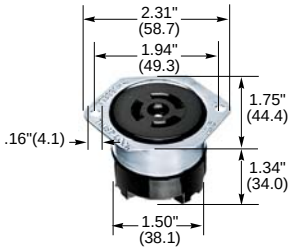

HBL7557

Flanged Inlets

Description	Catalog Numbers	
Stainless steel casing.	**HBL7556**	**HBL7556G**

Notes: See pages B-66 and B-67 for accessories.
For technical information on Insulgrip connector bodies and plugs see page B-83.
The devices shown on this page are not listed by Underwriters Laboratories Inc. and are for replacement use only in existing installations.
**RTP is an abbreviation for reinforced thermoplastic.*



HBL7567C

CAUTION: To avoid electrical shock, review premises carefully and do not use if slot or blade configuration (design) is already in a circuit having a rating differing from the rating of this device.

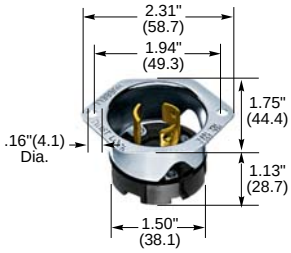

HBL7556

Not UL Listed TWIST-LOCK® Devices

2 Pole, 3 Wire Grounding

20 and 30 Ampere, 250 Volts

Receptacles, INSULGRIP® Connector Bodies and Plugs

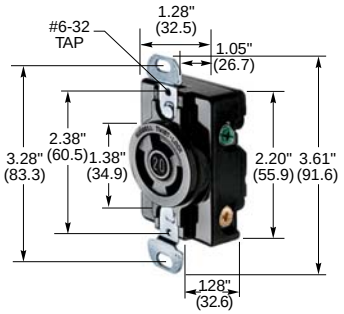

HBL7310BG

For Replacement Use Only

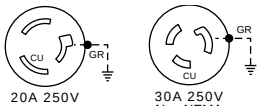

20A 250V
Non-NEMA
Not UL Listed

30A 250V
Non NEMA
Not UL listed

Single Flush Receptacles

Description	Catalog Numbers	
Black urea, back wired.	**HBL7310BG**	**HBL3330G**

Insulgrip Connector Bodies IP20 SUITABILITY

Description	Catalog Numbers	
Black and white nylon.	**HBL7314GCB**	**HBL3333GC**

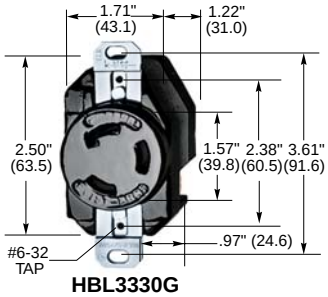

HBL3330G

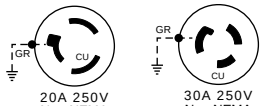

20A 250V
Non-NEMA
Not UL Listed

30A 250V
Non NEMA
Not UL listed

Insulgrip Plugs IP20 SUITABILITY

Description	Catalog Numbers	
Black and white nylon.	**HBL9965GCB**	**HBL3331GC**

Notes: Cord grip range .360"-930" (9-24).
See pages B-68 and B-69 for accessories.
For technical information on Insulgrip connector bodies and plugs see page B-83.
The devices shown on this page are not listed by Underwriters Laboratories Inc. and are for replacement use only in existing installations.

CAUTION: To avoid electrical shock, review premises carefully and do not use if slot or blade configuration (design) is already in a circuit having a rating differing from the rating of this device.



HBL7314GCB

HBL9965GCB

Not UL Listed TWIST-LOCK® Devices

3 Pole, 4 Wire

20 and 30 Ampere, 250 Volts AC

Receptacles, INSULGRIP® Connector Bodies and Plugs

For Replacement Use Only

20A 250V AC
Non-NEMA
Not UL Listed

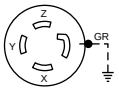

30A 250V AC
Non-NEMA
Not UL Listed

Single Flush Receptacles

Description	Catalog Numbers	
Black phenolic, back and side wired.	**HBL7410BG**	**HBL3430G**

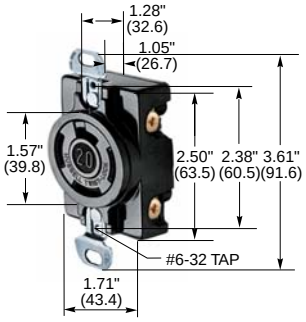

HBL7410BG

Insulgrip Connector Bodies IP20 SUITABILITY

Description	Catalog Numbers	
Black and white nylon.	**HBL7413GCB**	**HBL3433GCB**

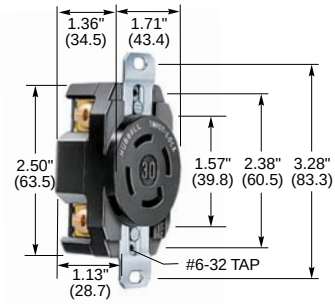

HBL3430G

20A 250V AC
Non-NEMA
Not UL Listed

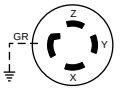

30A 250V AC
Non-NEMA
Not UL Listed

Insulgrip Plugs IP20 SUITABILITY

Description	Catalog Numbers	
Black and white nylon.	**HBL7411GCB**	**HBL3431GCB**

Notes: Cord grip range .350"-1.150" (9-29).
See pages B-70 and B-71 for accessories.
For technical information on Insulgrip connector bodies and plugs see page B-83.
The devices shown on this page are not listed by Underwriters Laboratories Inc. and are for replacement use only in existing installations.

CAUTION: To avoid electrical shock, review premises carefully and do not use if slot or blade configuration (design) is already in a circuit having a rating differing from the rating of this device.

HBL7413GCB

HBL7411GCB

TWIST-LOCK® Devices

Switched Safety Enclosures

Switched TWIST-LOCK® and HUBBELLOCK® Enclosures

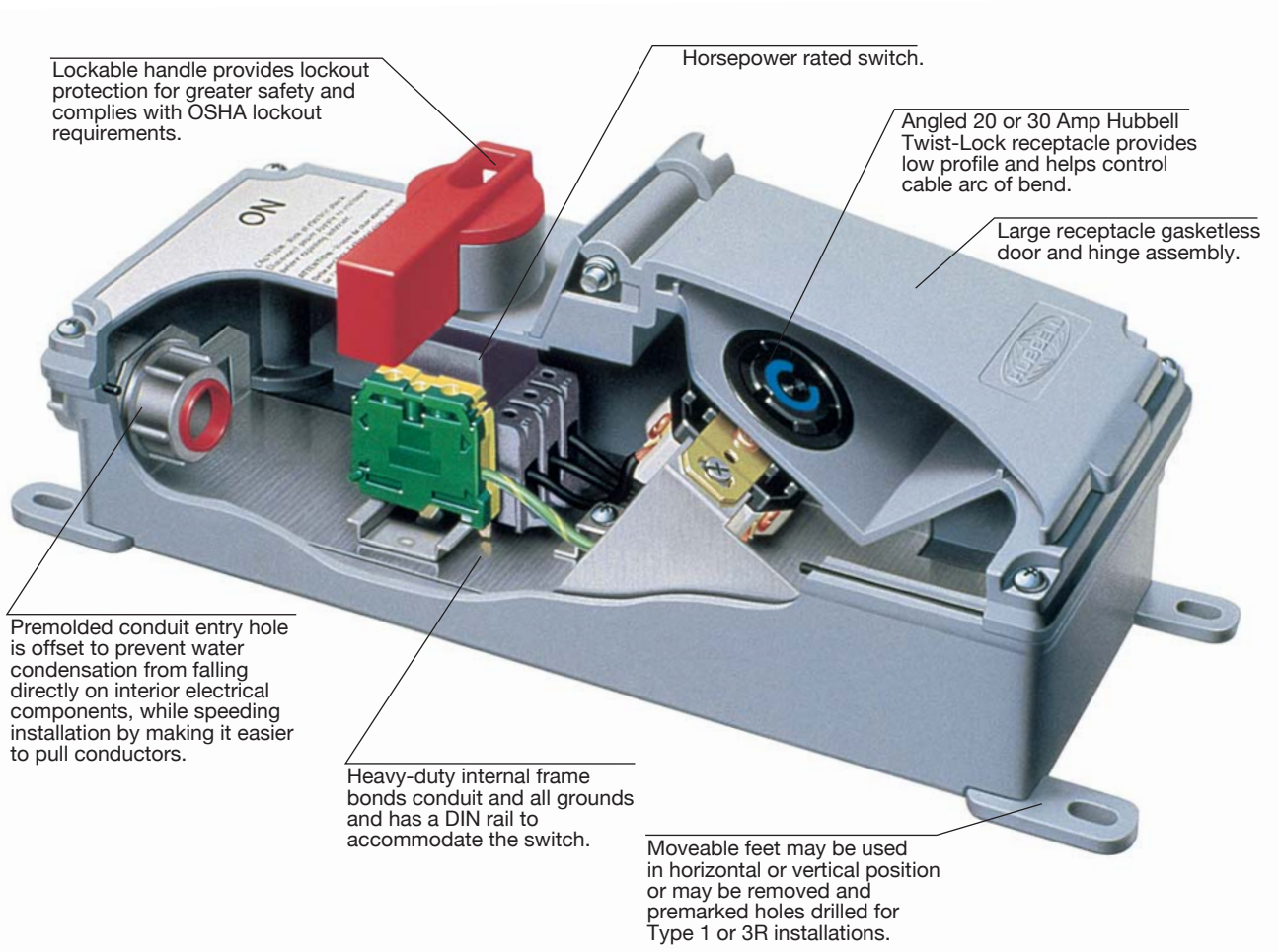

Hubbell innovation delivers again. The Switched Twist-Lock and Hubbellock Enclosures integrate a receptacle and a switch to produce distinct advantages for the user. This enclosure replaces box, switch, cover and all in a compact design that meets Type 3R Rainproof or 12K Dust-tight requirements. The receptacle is angled downward for a low profile, and it maintains a low profile while accommodating either a 20 or 30 Amp Twist-Lock receptacle or 30 Amp, 4 wire Hubbellock receptacle.

The enclosure can be used in top, bottom or back feed applications. The handle is designed to be locked in the off position for lockout protection.

Hubbell has developed the Switched Safety Enclosure because users want to be able to disconnect higher voltage devices confidently. Hubbell responded with a line of Switched Safety Enclosures for Twist-Lock and Hubbellock receptacles. The provision of the integral switch and the receptacle in a compact, non-metallic enclosure encourages the safe operating practice of disconnecting at the switch rather than the plug and receptacle.

For plants and factories in a wide variety of industries, as well as light industrial facilities, Hubbell's Switched Enclosures offer an upgrade that's convenient, compact and easy to install.

TWIST-LOCK® Devices

Switched Enclosure

Switched TWIST-LOCK® and HUBBELLOCK® Enclosures

UL Listed, CSA Certified
Type 3R and 12K Enclosure Rating

IP54
SUITABILITY

Switched Enclosure Ready for Twist-Lock® Receptacle Addition
Ideal unit for stockroom. This single unit provides the complete enclosure ready to accept any Hubbell 20 or 30A Twist-Lock receptacle.

Description	Ratings	Catalog Numbers
Switched Twist-Lock enclosure accommodates any NEMA 2 pole, 3 wire to 4 pole, 5 wire grounding receptacle (sold separately).	Amperage, voltage, and horsepower ratings will be determined by the choice of the NEMA 20 or 30A Twist-Lock receptacle selected.	**SETL3**
Auxiliary contact.	Break after break NO/NC.	**HBLAC1**
Auxiliary contact.	Break before break NO/NC.	**HBLAC2**

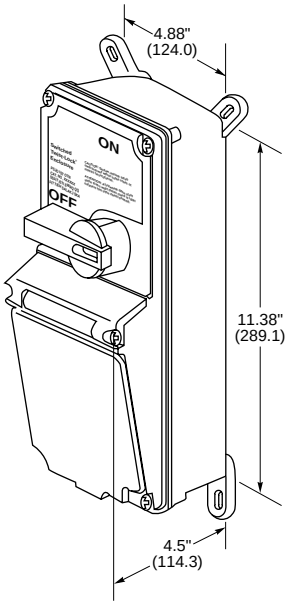

SETL3

Switched Enclosure Complete with Twist-Lock Receptacle

Completely pre-wired with a Twist-Lock receptacle, these application oriented combinations are available to satisfy your needs.

Description	NEMA Config.	Amp-erage	Voltage	Horsepower	Use Twist-Lock Plug	Switched Enclosure Catalog Numbers
Switched Twist-Lock enclosure with a prewired HBL2720 receptacle.	L15-30R	30	3Ø 240V AC	3	HBL2721	**SE2720A**
Switched Twist-Lock enclosure with a prewired HBL2730 receptacle.	L16-30R	30	3Ø 480V AC	5	HBL2731	**SE2730A**

Switched Enclosure Ready for Hubbellock Receptacle Addition

Ideal unit for stockroom. This single unit provides the complete enclosure ready to accept your 30A, 4 wire Hubbellock receptacle choice.

Description	Ratings	Catalog Numbers
Switched enclosure for use with 3 pole 4 wire 30A Hubbellock receptacle (sold separately).	Amperage, voltage, and horsepower ratings will be determined by the choice of the 4 wire Hubbellock receptacle selected.	**SEHBL3**
Auxiliary contact.	Break after break NO/NC.	**HBLAC1**
Auxiliary contact.	Break before break NO/NC.	**HBLAC2**

TWIST-LOCK® Devices

Switched Safety Enclosures

CIRCUIT-LOCK® Unfused Safety-Shroud TWIST-LOCK® Mechanical Interlock



Hubbell offers the only mechanical interlock for Twist-Lock. This new, unfused mechanical interlock for watertight Safety-Shroud Twist-Lock integrates a watertight receptacle with a linked disconnect switch to provide a mechanically interlocked receptacle. This virtually eliminates the possibility of making or breaking the circuit while under load or making a casual or “lazy” connection. The switch cannot be turned “ON” until the plug is properly inserted and locked, and the plug cannot be removed until the switch is turned “OFF.” All these protective features are included in a compact Type 4X hose-directed water and corrosion resistant enclosure that allows for top, bottom or back feed options. The non-metallic enclosure is nonconductive, yet has an internal frame to assure ground continuity with metallic conduit. In addition, this interlock works with all Safety-Shroud Twist-Lock plugs. The new unfused mechanical interlock for watertight Safety-Shroud Twist-Lock can be locked out as a method of compliance with OSHA lockout/tagout regulations.

TWIST-LOCK Devices

Switched Enclosure

CIRCUIT-LOCK Unfused Safety Shroud TWIST-LOCK® Mechanical Interlock

UL Listed, CSA Certified TYPE 4, 4X and TYPE 12K Enclosure Rating

IP66
SUITABILITY

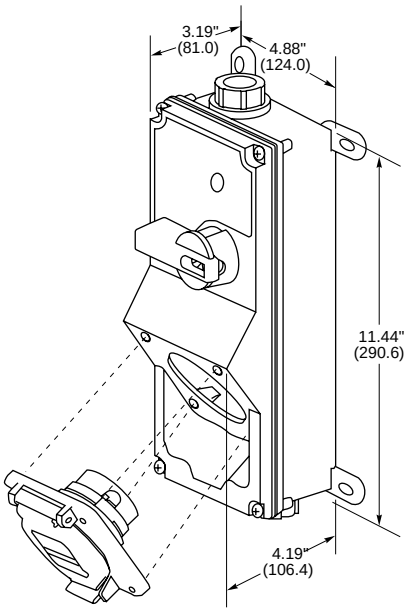

HBLMITL

Ordering Information

This unit is a complete enclosure ready to accept any 20 or 30A watertight Safety-Shroud Twist-Lock receptacle.

Description	Ratings	Catalog Number
Mechanical Interlock accommodates 20A or 30A watertight Safety-Shroud Twist-Lock receptacles.	Amperage, voltage and HP ratings will be determined by the choice of the watertight Safety-Shroud Twist-Lock selected. Suppiled With 3/4" Hub.	**HBLMITL**

Accepts the following watertight Safety-Shroud Twist-Lock receptacles:

20A

Rating	Voltage AC	NEMA Config. Reference Number	Max. HP Rating	Use Watertight Safety Shroud Twist-Lock Plug Cat. No.	Receptacle Catalog Numbers
2 Pole, 3 Wire	120	L5-20	1	HBL2311SW	**HBL2310SW**
	208-240	L6-20	2.5	HBL2321SW	**HBL2320SW**
	277	L7-20	3	HBL2331SW	**HBL2330SW**
3 Pole, 4 Wire	120/240	L14-20	2.5	HBL2411SW	**HBL2410SW**
	240 3Ø	L15-20	5 (3@208V)	HBL2421SW	**HBL2420SW**
	480 3Ø	L16-20	10	HBL2431SW	**HBL2430SW**
4 Pole, 5 Wire	120/208 3ØY	L21-20	3	HBL2511SW	**HBL2510SW**

30A

Rating	Voltage AC	NEMA Config. Reference Number	Max. HP Rating	Use Watertight Safety Shroud Twist-Lock Plug Cat. No.	Receptacle Catalog Numbers
2 Pole, 3 Wire	120	L5-30	1	HBL2611SW	**HBL2610SW**
	208-240	L6-30	2.5	HBL2621SW	**HBL2620SW**
3 Pole, 4 Wire	120/240	L14-30	2.5	HBL2711SW	**HBL2710SW**
	240 3Ø	L15-30	5	HBL2721SW	**HBL2720SW**
	480 3Ø	L16-30	10	HBL2731SW	**HBL2730SW**
	600 3Ø	L17-30	*	HBL2741SW	**HBL2740SW**
4 Pole, 5 Wire	120/208 3ØY	L21-30	5	HBL2811SW	**HBL2810SW**

Auxiliary Contacts

Description	Ratings	Catalog Numbers
Auxiliary contact.	Break after break NO/NC.	**HBLAC1**
Auxiliary contact.	Break before break NO/NC.	**HBLAC2**

Replacement Parts

Description	Catalog Numbers
Ground block.	**HBL30RGB**
Neutral block.	**HBL30RNB**
Replacement switch.	**HBLDS3RS**

**Notes: HP ratings listed above are AC only.*
See pages B-70 and B71 for accessories.
Only receptacles and plugs are HP rated and up to 480V AC only.
For technical information see page B-87.

TWIST-LOCK® Devices

Accessories

for 15 Ampere 2 and 3 Wire Duplex, Single Receptacles and Flanged Devices

P8 P7

HBL5206WO

HBL5221

HBL7423WO

WP1

Single-Gang Wall Plate

Description	Duplex Plate	Single Rec. Plate 1.406" (35.7) Dia.
	Catalog Numbers	
Brown nylon, smooth.	**P8X**	**P7X**
Ivory nylon, smooth.	**P8**	**P7**
Stainless steel 302/304, smooth.	**S8**	**S7**
Brass, smooth.	**B8**	**B7**
Aluminum, smooth.	**A8**	**A7**

Weatherproof Plates IP44 SUITABILITY

Description	Catalog Numbers	
Cast aluminum, for standard horizontal box mount.	**HBL5205WO**	–
Same as above except FS/FD box mount.	**HBL5206WO**	–
Cast aluminum vertical FS/FD box mount.	–	**HBL7420**
Gray thermoplastic, vertical standard box mount, corrosion resistant.	**HBL5222***	–
Same as above except yellow.	**HBL52CM22***	–
Gray thermoplastic, vertical FS/FD box mount, corrosion resistant.	**HBL5221***	**HBL7423WO**
Yellow thermoplastic, vertical FS/FD box mount, corrosion resistant.	**HBL52CM21***	**HBL74CM23WO**
White thermoplastic, vertical FS/FD box mount, corrosion resistant.	**HBL52CM21W***	–

Weatherproof Plate for 15A Flanged Inlets and Receptacles IP44 SUITABILITY

Description	Catalog Number
Gray thermoplastic, corrosion resistant.	**WP1**

Notes: All weatherproof plates listed above are UL Listed for wet and damp locations with cover closed. Those with suffix WO are UL Listed with cover open. See Section K for more information.
**IP20 Suitability only.*

TWIST-LOCK® Devices

Accessories

for 15 Ampere 2 and 3 Wire Plugs, Connector Bodies and Flanged Devices

Weatherproof, Seal-Tite® Triple Seal Boots for 15A Insulgrip® Devices IP55* SUITABILITY

Description	Catalog Numbers
Black elastomer boot for plugs when used in a cord set and connector bodies when used with a flange inlet.	**HBL6023**
Same as above except yellow elastomer.	**HBL60CM23**
Black elastomer boot for connector bodies when used in cord sets.	**HBL6024**
Same as above except yellow elastomer.	**HBL60CM24**

**When installed and used properly with plug and connector body combinations.*

HBL6023

HBL6024

Closure Cover

Description	Catalog Number
For use with 3 wire 15A Twist-Lock flush or flanged receptacles.	**HBL7529**

HBL7529

PLUGOUT® Lockout Devices

Description	Catalog Numbers
Lockout device for 15A & 20A straight blade plugs.	**HLDMP**
Lockout device for attachable 20 and 30A plugs, straight body or angle types, with or without weatherproof covers.	**HLD**

Note: See Section U for more information on PLUGOUT Lockout Devices.



HLDMP



HLD

TWIST-LOCK® Devices

Accessories

for 20 and 30 Ampere 3, 4 and 5 Wire Receptacles and Flanged Devices

S720

Single-Gang Wall Plates

Description	Rec. Plate 1.60” (40.64) Dia. Catalog Numbers
Black nylon, smooth.	**P720B**
Stainless steel 302/304, smooth.	**S720**
Brass, smooth.	**B720**

HBL7425WOA

Weatherproof Plates IP44 SUITABILITY

Description	Catalog Numbers
Cast aluminum, for FS/FD box mounting.	**HBL7420**
Gray thermoplastic, for FS/FD box mounting, corrosion resistant.	**HBL7425WOA**
Same as above except yellow.	**HBL74CM25WOA**

WP2

Weatherproof Plate for Flanged Inlets and Flanged Receptacles IP44 SUITABILITY

Description	Catalog Number
Gray thermoplastic, corrosion resistant.	**WP2**

Notes: Weatherproof plates are UL Listed for wet and damp location with cover closed. Those with suffix WOA are UL Listed with cover open.

HBL2899

Closure Cover for 3 Wire Flanged Inlets

Description	Catalog Number
Rubber closure plug.	**HBL2899**

Note: Closure cover not UL Listed. Not CSA Certified.

Closure Cover for 4 Wire Flanged Inlets

Description	Catalog Number
Rubber closure plug.	**HBL2898**

Note: Closure cover not UL Listed. Not CSA Certified.

TWIST-LOCK® Devices

Accessories

for 20 and 30 Ampere, 3 Wire Plugs and Connector Bodies

Weatherproof, Seal-Tite® Triple Seal Boots IP55* SUITABILITY

Description	Catalog Numbers
Black elastomer boot for plugs when used in a cord set and connector bodies when used in flanged inlets.	**HBL6031**
Same as above except yellow.	**HBL60CM31**
Black elastomer boot for connector bodies when used in a cord set.	**HBL6032**
Same as above except yellow.	**HBL60CM32**

HBL6031

HBL6032

Angle Adapter

Description	Catalog Number
Nylon, angle adapter for Insulgrip plugs and connector bodies, cord grip range .325”-.930” (8.3-24).	**HBL3WAA**



HBL3WAA

PLUGOUT® Lockout Devices

Description	Catalog Numbers
Lockout device for attachable 20 and 30A Locking plug straight body,or angle types, with or without weatherproof covers.	**HLD**
Lockout device for 20 and 30A 3 wire angle plugs and watertight Safety-Shroud Twist-Lock plugs.	**HLD2**

Notes: See Section U for more information on PLUGOUT Lockout Devices.
**When installed and used properly with plug and connector body combinations.*

Insulgrip Plug and Connector Body Latching Kit

When you want to make doubly sure that plugs and connector bodies stay connected, the Hubbell latching kit provides both improved safety and security through a double locking feature that makes unintentional disconnection virtually impossible – even under high vibration situations. The plug and connector body lock once when first connected, then again when you push the special position locking slide into place.

Insulgrip Latching Kit

Description	Catalog Number
For all 3 wire 20A and 30A Twist-Lock Insulgrip plugs and connectors.	**SK2**

HLD

HLD2

TWIST-LOCK® Devices

Accessories

for 20 and 30 Ampere, 4 and 5 Wire Receptacles and Flanged Devices

S720

HBL7425WOA

WP2

Single-Gang Wall Plates

Description	Rec. Plate 1.60” (40.64) Dia. Catalog Numbers
Black nylon, smooth.	**P720B**
Stainless steel 302/304, smooth.	**S720**
Brass, smooth.	**B720**

Weatherproof Plates IP44 SUITABILITY

Description	Catalog Numbers
Cast aluminum, for FS/FD box mounting.	**HBL7420**
Gray thermoplastic, for FS/FD box mounting, corrosion resistant.	**HBL7425WOA**
Same as above except yellow.	**HBL74CM25WOA**

Weatherproof Plate for Flanged Inlets and Flanged Receptacles IP44 SUITABILITY

Description	Catalog Number
Gray thermoplastic, corrosion resistant.	**WP2**

Notes: Weatherproof plates are UL Listed for wet and damp locations with cover closed. Those with suffix WOA are UL Listed with cover open.

TWIST-LOCK® Devices

Accessories

for 20 and 30 Ampere, 4 and 5 Wire Plugs and Connector Bodies

Weatherproof, Seal-Tite® Triple Seal Boots IP55* SUITABILITY

Description	Catalog Numbers
Seal-Tite triple seal cover for plug when used on a cord set or when used with flush receptacles or connector bodies when used with flanged inlets. Black elastomer.	**HBL6035**
Same as above except yellow.	**HBL60CM35**
Seal-Tite triple seal cover for connector bodies, when used on interconnecting cord sets. Black elastomer.	**HBL6036**
Same as above except yellow.	**HBL60CM36**

HBL6035

Angle Adapter

Description	Catalog Number
Nylon, angle adapter for Insulgrip plugs and connectors, cord grip range .350”-1.15” (8.9-29.2).	**HBL45WAA**

HBL6036

PLUGOUT® Lockout Device

Description	Catalog Numbers
Lockout device for attachable 20 and 30A plug straight body or angle types, with or without weatherproof covers.	**HLD**
Lockout device for 20 and 30A 4 and 5 wire angle plugs and watertight Safety-Shroud Twist-Lock plugs.	**HLD2**

Notes: See Section U for more information on PLUGOUT Lockout Devices.
**When installed and used properly, with plug and connector body combinations.*

HBL45WAA

Insulgrip Plug and Connector Body Latching Kit

When you want to make doubly sure that plugs and connector bodies stay connected, the Hubbell latching kit provides both improved safety and security through a double locking feature that makes unintentional disconnection virtually impossible – even under high vibration situations. The plug and connector body lock once when first connected, then again when you push the special position locking slide into place.

Insulgrip Latching Kit

Description	Catalog Numbers
For all 4 and 5 wire 20 and 30A Twist-Lock Insulgrip plugs and connectors.	**SK3**

SK3

HLD



HLD2

Dimensions in Inches (mm)

TWIST-LOCK® Devices

Safety-Shroud TWIST-LOCK® Accessories

BB2030N

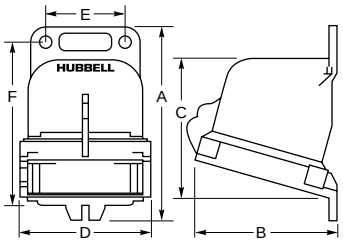

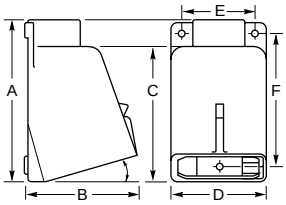

Angle Box

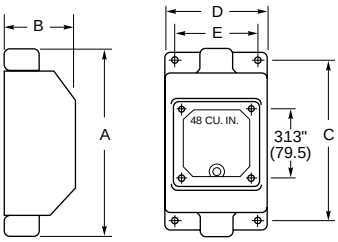

Feed-Thru Box

HBL2030AP

AA2030PS

Non-Metallic Back Box

Description	Hub Size	A Inch (mm)	B Inch (mm)	C Inch (mm)	D Inch (mm)	E Inch (mm)	F Inch (mm)	Cubic Inch Capacity	Catalog Number
15° Angle for 20 and 30A watertight Safety-Shroud Twist-Lock	1.0* (25.4)	5.67 (144.0)	4.44 (112.8)	4.05 (102.9)	3.91 (99.3)	2.35 (59.7)	4.92 (125.0)	30 (76.2)	**BB2030N**

Notes: Hub is not included; order Raco part number 1704.
This box meets IP67 requirement and Type 4X requirements when installed with a watertight conduit hub.

Metallic Back Boxes

Description	Hub Size	A Inch (mm)	B Inch (mm)	C Inch (mm)	D Inch (mm)	E Inch (mm)	F Inch (mm)	Cubic Inch Capacity	Catalog Numbers
Back box 20 and 30A devices	3/4 (19.1)	5 1/8 (130.2)	4 (101.6)	4 3/16 (106.4)	3 3/4 (95.3)	3 (76.2)	4 (101.6)	30	**BB201W**
Back box 20 and 30A devices	1 (25.4)	5 1/8 (130.2)	4 (101.6)	4 3/16 (106.4)	3 3/4 (95.3)	3 (76.2)	4 (101.6)	30	**BB301W**
Feed thru for 20 & 30A devices	3/4 (19.1)	8 1/4 (209.6)	3 1/16 (77.8)	7 9/64 (181.4)	4 1/2 (114.3)	3 3/4 (95.3)	– –	48	**FT202W**
Feed thru for 20 & 30A devices	1 (25.4)	8 1/4 (209.6)	3 1/16 (77.8)	7 9/64 (181.4)	4 1/2 (114.3)	3 3/4 (95.3)	– –	48	**FT302W**

Notes: These boxes are cast aluminum, suitable for IP54 requirements and are finished with enamel paint. These boxes withstand a 500-hour salt spray test as well as UL raintight and external icing tests.

Straight Wall Box Adapter

Description	Catalog Number
Adapts 20A and 30A Safety-Shroud Twist-Lock receptacles to two gang, device mount, FD boxes.	**HBL2030AP**

Angle Wall Box Adapter

Description	Catalog Number
Adapts 20A and 30A Watertight Safety-Shroud Twist-Lock receptacles to single or two gang standard wall boxes (4" or 4 11/16" square).	**AA2030PS**

TWIST-LOCK® Devices

Safety-Shroud TWIST-LOCK® Devices

ADD-A-SHROUD™: The Innovation That Lets You Convert Existing INSULGRIP® TWIST-LOCK® Plugs to Safety-Shroud TWIST-LOCK Devices

The Add-A-Shroud devices allow conversion of existing 20A and 30A 3 to 5 Wire Hubbell Insulgrip® Twist-Lock devices to a Safety-Shroud Twist-Lock plug. These devices provide a convenient and cost-effective way to convert existing Hubbell Insulgrip Twist-Lock plugs to Safety-Shroud Twist-Lock plugs. The Safety-Shroud Twist-Lock plug permits engagement with the Hubbell Mechanical Interlock Enclosure which virtually prevents make and break under load.

Safety-Shroud Twist-Lock – 20 & 30 Ampere

Add-A-Shroud Catalog Number HBLSS3

For conversion of all 3 wire Hubbell Insulgrip Twist-Lock Devices.

	Voltage Rating	NEMA Number	Hubbell Catalog Numbers Plug	Add-A-Shroud
20A, 2 Pole 3 Wire Grounding	125	L5-20	**HBL2311**	**HBLSS3**
	250	L6-20	**HBL2321**	**HBLSS3**
	277V AC	L7-20	**HBL2331**	**HBLSS3**
	480V AC	L8-20	**HBL2341**	**HBLSS3**
	600V AC	L9-20	**HBL2351**	**HBLSS3**
30A, 2 Pole 3 Wire Grounding	125	L5-30	**HBL2611**	**HBLSS3**
	250	L6-30	**HBL2621**	**HBLSS3**
	277V AC	L7-30	**HBL2631**	**HBLSS3**
	480V AC	L8-30	**HBL2641**	**HBLSS3**
	600V AC	L9-30	**HBL2651**	**HBLSS3**

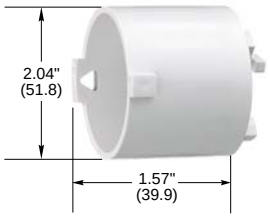

HBLSS3

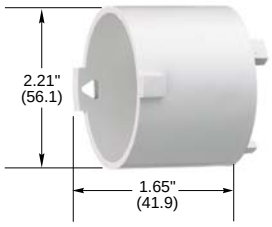

HBLSS45

Add-A-Shroud Catalog Number HBLSS45

For conversion of all 4 & 5 wire Hubbell Insulgrip Twist-Lock Devices.

	Voltage Rating	NEMA Number	Hubbell Catalog Numbers Plug	Add-A-Shroud
20A, 3 Pole 4 Wire Grounding	125/250	L14-20	**HBL2411**	**HBLSS45**
	3Ø250V AC	L15-20	**HBL2421**	**HBLSS45**
	3Ø480V AC	L16-20	**HBL2431**	**HBLSS45**
30A, 3 Pole 4 Wire Grounding	125/250	L14-30	**HBL2711**	**HBLSS45**
	3Ø250V AC	L15-30	**HBL2721**	**HBLSS45**
	3Ø480V AC	L16-30	**HBL2731**	**HBLSS45**
	3Ø600V AC	L17-30	**HBL2741**	**HBLSS45**
20A, 4 Pole 5 Wire Grounding	3ØY 120/ 208V AC	L21-20	**HBL2511**	**HBLSS45**
	3ØY 277/ 480V AC	L22-20	**HBL2521**	**HBLSS45**
	3ØY 347/ 600V AC	L23-20	**HBL2531**	**HBLSS45**
30A, 4 Pole 5 Wire Grounding	3ØY 120/ 208V AC	L21-30	**HBL2811**	**HBLSS45**
	3ØY 277/ 480V AC	L22-30	**HBL2821**	**HBLSS45**
	3ØY 347/ 600V AC	L23-30	**HBL2831**	**HBLSS45**

TWIST-LOCK® Devices

Accessories

For 50 Ampere TWIST-LOCK Devices

HBL7774WO

Weatherproof Receptacle Lift Cover Plates for FS/FD Box Mounting IP44 SUITABILITY

Description	Catalog Numbers
Corrosion resistant, gray thermoplastic.	**HBL7774WO**
Same as above except yellow.	**HBL77CM74WO**
Cast aluminum.	**HBL7770**

Note: See Section K for more information on weatherproof plates.

HBL7770

Receptacle Plates for FS/FD Box Mounting

Description	Catalog Numbers
Cast aluminum with lift cover.	**HBL7382***
Same as above less lift cover.	**HBL7383**

Note: The two plates Listed above will only fit non-"CS" type 50A Twist-Lock receptacles.
**Not UL Listed "WDL Closed."*

HBL7382

Weatherproof Boots IP55** SUITABILITY

Description	Catalog Numbers
Seal-Tite® triple seal black elastomeric cover for plugs when used in a cord set and connector bodies when used with flanged inlets.	**HBL7716C***
Seal-Tite triple seal black elastomeric cover for connector bodies when used with cord sets.	**HBL7717C***

***When installed and used properly with plug and connector body combinations.*
** Not UL Listed*

HBL7716C

Closure Cover

Description	Catalog Number
Black closure plug.	**HBL4892***

** Not UL Listed*

HBL7717C

Box Cover

Description	Catalog Number
Galvanized Steel fits 4" square, 4 11/16" or 2 gang box	**HBL50SC**

HBL4892

HBL50SC

HUBBELLOCK® Plugs and Connector Bodies

Features and Benefits

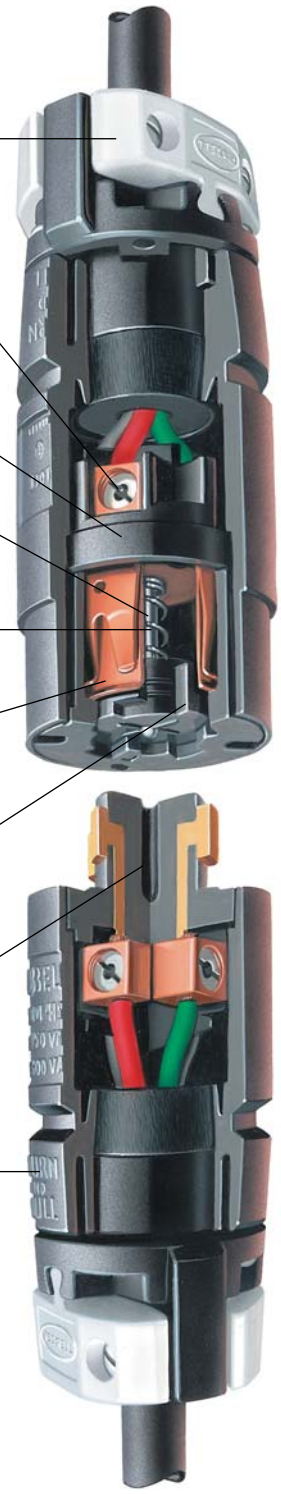

Three-piece thermoplastic clamp assembly with fast-lead stainless screws provides a more consistent durable grip. Grommets provide a sealed cable entry that protects against the entry of moisture and dust.

Superior wire terminations are assured with box terminals and screws with pressure pads. This design captures stray wire strands and permits more clamping pressure on the wire without damaging it. Loosening of terminations and resulting heat build-up are greatly reduced.

Impact resistance in the interior of the female device comes from a strong thermoplastic material.

No “lazy” connections because a spring-loaded safety shutter automatically ejects the plug if it hasn’t been properly locked into the female device. This eliminates teasing of the contacts, a major cause of contact burn-up.

Arcs are snuffed out, when devices are mated or unmated under load, by spring-loaded safety shutter.

Longer contact life is assured by supplementary springs. Other devices rely just on contacts themselves to provide proper contact pressure.

Enhanced safety because access to live female contacts is restricted by the spring-loaded safety shutter.

Positive locking is ensured by the nose of the plug being keyed into a detent in female device. This lock is independent of the contacts or a separate mechanical lock.

Insulated non-metallic housing enhances safety and abuse resistance.

Note: Above cut-away view and call-outs are construction elements pertaining specifically to the 30A Hubbellock series. While the Hubbellock contact interface design applies to all, there are construction elements that are different, depending on the amperage.

HUBBELLOCK® Devices

2 Pole, 3 Wire Grounding

20 Ampere, 125 Volts

Receptacle, Plug and Connector

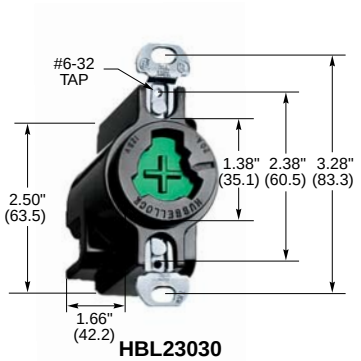

HBL23030

HBL23035B

HBL23032B

HBL7423WO

IP30
SUITABILITY

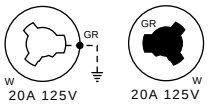

Receptacle

Description	Catalog Number	
Black phenolic, back wired.	**HBL23030**	–

Plug

Description	Catalog Number	
Nylon housing, thermoset interior.	–	**HBL23035B**

Connector Body

Description	Catalog Number	
Nylon housing, thermoset interior.	**HBL23032B**	–

Notes: Cord clamp range for plug and connector .32"-.66" (8.12-16.5).
Devices listed above are not interchangeable with any other Hubbellock device listed in this catalog.

Accessories
Weatherproof Covers

Description	Catalog Numbers
Gray polycarbonate for FS/FD box mounting, corrosion resistant. **IP44** SUITABILITY.	**HBL7423WO**
Same as above except yellow.	**HBL74CM23WO**
Cast aluminum, lift cover for indoor use only (not shown).	**HBL23007**

HUBBELLOCK® Devices

3 Pole, 4 Wire Grounding

30 Ampere, 600 Volts AC, 20 Ampere, 250 Volts DC

Receptacles, Plugs, Connector Bodies and Inlets

IP30 SUITABILITY

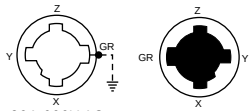

Receptacles

Description	Catalog Numbers	
Black phenolic.	**HBL20403**	–
Weathertight, corrosion resistant, nickel plated brass plate, for FS/FD box mounting. **IP44** SUITABILITY	**HBL22CM427**	–
Aluminum angle housing, with ¾" topped hub for surface mounting. **IP44** SUITABILITY	**HBL21420**	–

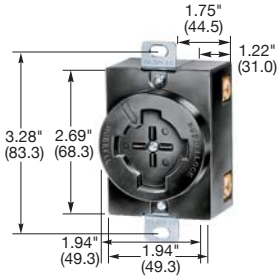

HBL20403

Connector Bodies

Description	Catalog Numbers	
Black nylon housing, thermoplastic interior.	**HBL21414B**	–
Same as above except corrosion resistant.	**HBL21CM414B**	–

Note: Cord clamp range .70"-1.20" (17.78-30.5).

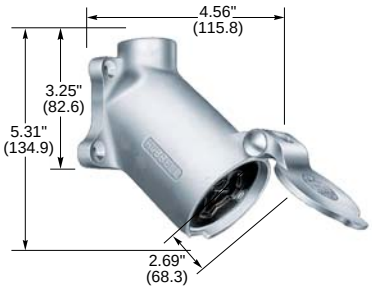

HBL21420

Plugs

Description	Catalog Numbers	
Black nylon housing, thermoplastic interior.	–	**HBL21415B**
Same as above except corrosion resistant.	–	**HBL21CM415B**

Note: Cord clamp range .70"-1.20" (17.78-30.5).

Flanged Inlets

Description	Catalog Numbers	
Weathertight, corrosion resistant, nickel plated brass plate, for FS/FD box mounting.	–	**HBL22CM428**
Black phenolic interior, aluminum housing, for FS/FD box mounting (not shown).	–	**HBL20418**
Aluminum angle housing, with ¾" NPT topped hub for surface mounting.	–	**HBL21447**

HBL21414B

Switched Enclosure **IP54** SUITABILITY

Description	Catalog Number
Switched enclosure for use with 3 pole 4 wire 30A Hubbellock receptacle. Receptacle not included.	**SEHBL3**

Note: For more information on switched enclosures see page B-63.

HBL21415B

Accessories
Receptacle Plates

Description	Catalog Numbers
Cast aluminum weatherproof, lift cover plate (not shown).	**HBL20405**
302/304 stainless, single gang, smooth (not shown).	**S737**

Liquidtight Metallic Conduit Adapters

Description	Catalog Numbers
Adapter for use with ½" NPT conduit fittings.	**SAB12**
Adapter for use with ¾" NPT conduit fittings.	**SAB34**

Boots

Description	Catalog Numbers
"Mini" boot for Hubbellock connector body.*	**HBL20424B**
"Mini" boot for Hubbellock plug.*	**HBL20425B**

** Not UL Listed or CSA Certified.*



HBL21447

Dimensions in Inches (mm)

HUBBELLOCK® Devices

3 Pole, 4 Wire Grounding

30 Ampere, 480 Volts AC

Receptacle, Plug and Connector Body

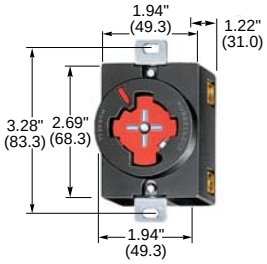

HBL20443

HBL20444B



HBL20445B

HBL20424B

HBL20425B

SEHBL3

IP20
SUITABILITY

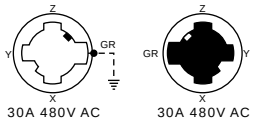

Receptacle

Description	Catalog Number	
Black phenolic, red center insert.	**HBL20443**	–

Connector Body

Description	Catalog Number	
Red nylon housing, thermoset interior.	**HBL20444B**	–

Note: Cord clamp range .70"-1.20" (17.78-30.5).

Plug

Description	Catalog Number	
Red nylon housing, thermoset interior.	–	**HBL20445B+**

Note: Cord clamp range .70"-1.20" (17.78-30.5).

Switched Enclosure **IP54** SUITABILITY

Description	Catalog Numbers	
Switched enclosure for use with 3 pole 4 wire 30A Hubbellock receptacle. Receptacle not included.	**SEHBL3**	–

Note: For more information on switched enclosures see pages B-62 and B-63.

Accessories
Receptacle Plates

Description	Catalog Numbers
Cast aluminum, weatherproof, red finish (not shown).	**HBL20446**
302/304 stainless, single gang, smooth (not shown).	**S737**

Liquidtight Metallic Conduit Adapters

Description	Catalog Numbers
Adapter for use with 1/2" NPT conduit fittings.	**SAB12**
Adapter for use with 3/4" NPT conduit fittings.	**SAB34**

Boots

Description	Catalog Numbers
"Mini" boot for Hubbellock connector body.	**HBL20424B***
"Mini" boot for Hubbellock plug.	**HBL20425B***

** Not UL Listed or CSA Certified.*
+ Not CSA Certified.

HUBBELLOCK® Devices

3 Pole, 4 Wire Grounding

60 Ampere, 600 Volts AC

Receptacles, Plug, Connector Body and Flanged Devices

IP30 SUITABILITY

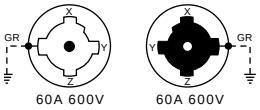

Receptacles **IP44** SUITABILITY

Description	Catalog Numbers	
Black phenolic interior with short aluminum housing and lift cover.	**HBL26410**	–
Black phenolic interior with long aluminum housing and lift cover.	**HBL26420**	–

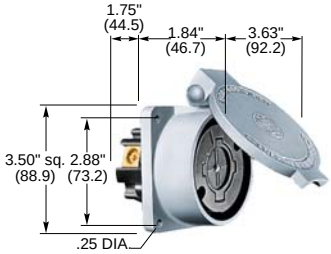

HBL26410

Connector Body

Description	Catalog Number	
Black phenolic interior with yellow thermoplastic sleeve over steel cover.	**HBL26418**	–

Note: Cord clamp range .92”-1.45” (23.36-36.83).

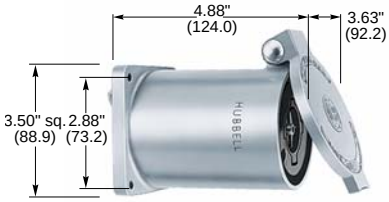

HBL26420

Flanged Receptacle **IP44** SUITABILITY

Description	Catalog Number	
Black phenolic interior with steel housing and flange.	**HBL26421**	–

Plug

Description	Catalog Number	
Black phenolic interior with yellow thermoplastic sleeve over steel housing.	–	**HBL26419**

Note: Cord clamp range .92”-1.45” (23.36-36.83).

HBL26418

Flanged Inlet

Description	Catalog Number	
Black phenolic interior with steel housing and flange.	–	**HBL26422**

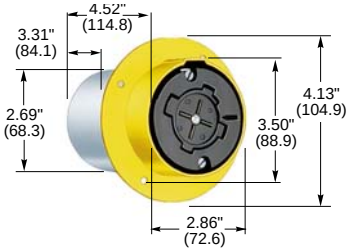

HBL26421

Box and Adapter Plates

Description	Catalog Numbers
Box, cast aluminum, only for 60A Hubbellock® receptacles.	**HBL26401**
Straight adapter plate.	**HBL26402**
45° adapter plate.	**HBL26404**

Note: Straight or angle adapter plate must be used when mounting a 60A receptacle to HBL26401 box.

Kellems® Cable Grip

Description	Cord Dia.	Catalog Number
Cable grip (not shown).	.83”-1.00” (21.1-25.4)	**H660A**

HBL26419

HBL26404

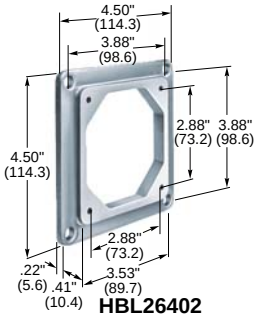

HBL26402

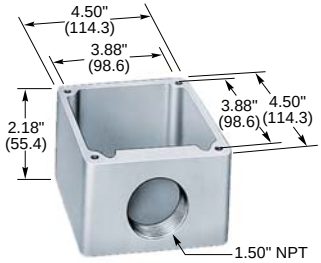

HBL26401

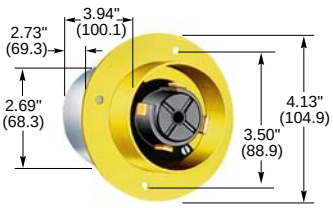

HBL26422

Dimensions in Inches (mm)

HUBBELLOCK® Devices

4 Pole, 5 Wire Grounding

30 Ampere, 600 Volts AC, 20 Ampere, 250 Volts DC

Receptacles, Plug and Connector Body

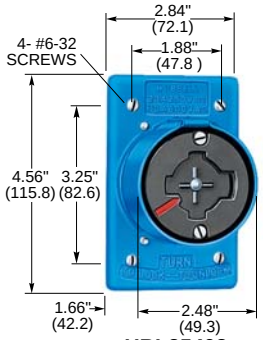

HBL25403

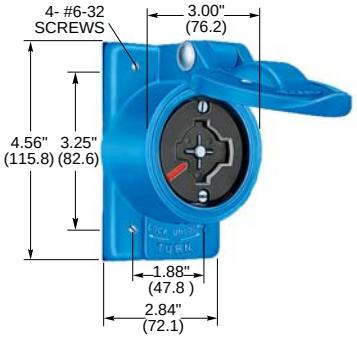

HBL25250

HBL25414B

HBL25415B

SAB12, SAB34

IP30
SUITABILITY

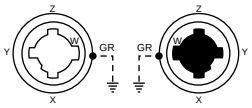

Receptacles

Description	Catalog Numbers	
Black phenolic interior, aluminum housing, blue finish, for FS/FD box mounting.	**HBL25403**	–
Black phenolic interior, aluminum weatherproof housing, blue finish, for FS/FD box mounting. **IP44** SUITABILITY	**HBL25250**	–

Connector Body

Description	Catalog Number	
Black nylon housing, thermoplastic interior.	**HBL25414B**	–

Note: Cord clamp range .76"-1.20" (19.30-30.4).

Plug

Description	Catalog Number	
Black nylon housing, thermoset interior, steel shroud.	–	**HBL25415B**

Note: Cord clamp range .76"-1.20" (19.30-30.4).

Liquidtight Metallic Conduit Adapters

Description	Catalog Numbers
Adapter for use with ½" NPT conduit fittings.	**SAB12**
Adapter for use with ¾" NPT conduit fittings.	**SAB34**

HUBBELLOCK® Devices

4 Pole, 5 Wire Grounding

60 Ampere, 600 Volts AC

Receptacle, Plug, Connector Body and Flanged Devices

IP30
SUITABILITY

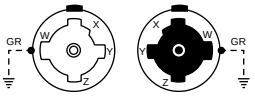

Receptacle

Description	Catalog Number	
Black phenolic interior with long aluminum housing with lift cover and blue finish. **IP44** SUITABILITY	**HBL26520**	–



HBL26520

Connector Body

Description	Catalog Number	
Black phenolic interior with blue thermoplastic sleeve over steel cover.	**HBL26516**	–

Note: Cord clamp range 1.00”-1.50” (25.40-38.10).

HBL26516

Flanged Receptacle

Description	Catalog Number	
Black phenolic interior with steel housing and flange with blue finish.	**HBL26521**	–



HBL26521

Plug

Description	Catalog Number	
Black phenolic interior with blue thermoplastic sleeve and steel housing.	–	**HBL26519**

Note: Cord clamp range 1.00”-1.50” (25.40-38.10).

HBL26519

Flanged Inlet

Description	Catalog Number	
Black phenolic interior with steel housing and flange with blue finish.	–	**HBL26522**

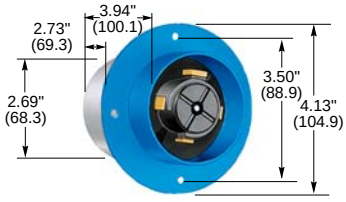

HBL26522

Box and Adapter Plates

Description	Catalog Numbers
Box, cast aluminum, only for 60A Hubbellock® receptacles.	**HBL26401**
Straight adapter plate.	**HBL26402**
45° adapter plate.	**HBL26404**

Note: Straight or angle adapter plate must be used when mounting a 60A receptacle to HBL26401 box.

Kellems® Cable Grip

Description	Cable Range	Catalog Number
Cable grip (not shown).	.83”-1.00” (21.1-25.4)	**H660A**

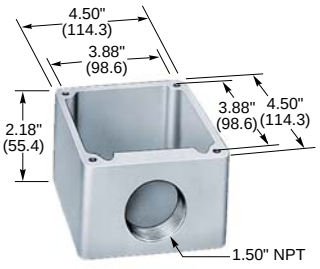

HBL26401

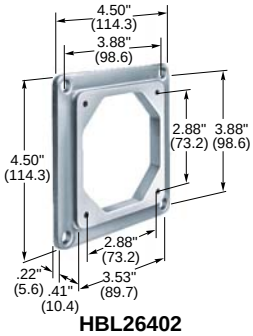

HBL26402

HBL26404

Dimensions in Inches (mm)

Not UL Listed, HUBBELLOCK® Devices

2 Pole, 3 Wire Grounding

20 Ampere, 125 Volts AC or DC, 10 Ampere, 250 Volts DC, 480 Volts AC

Receptacle, Plug and Connector Body

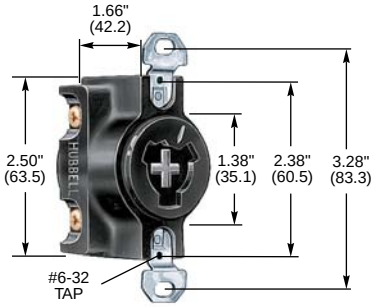

HBL23000G

HBL23005GB

HBL23002GB

IP30
SUITABILITY

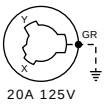

20A 125V

20A 125V

Receptacle

Description	Catalog Number	
Black phenolic, back wired.	**HBL23000G**	–

Plug

Description	Catalog Number	
Nylon housing, thermoset interior.	–	**HBL23005GB**

Connector Body

Description	Catalog Number	
Nylon housing, thermoset interior.	**HBL23002GB**	–

Note: Cord clamp range for plug and connector .32”-.66” (8.12-16.5).

Accessories
Weatherproof Covers

Description	Catalog Numbers
Gray polycarbonate for FS/FD box mounting, corrosion resistant. **IP44** SUITABILITY.	**HBL7423WO**
Same as above except yellow.	**HBL74CM23WO**
Cast aluminum, lift cover for indoor use only (not shown).	**HBL23007**

TWIST-LOCK® Devices and Watertight Safety Shroud Devices

Technical Information

15-30 Ampere Twist-Lock, 20-30 Ampere Safety-Shroud Twist-Lock

Specifications

Listings

Listed to UL Standard 498 (Attachment Plugs and Receptacles).
Fed. Spec W-C-596 (Insulgrip and Safety-Shroud).
Certified to CSA Standard C22.2 No.42 (General Use Receptacles, Attachment Plugs and Similar Wiring Devices).

Materials

Part	Materials
Plugs and Connector Bodies (Insulgrip®)	**15-30A**
Blade/Contact Carrier	Natural (white) nylon
Terminal Retainer	Clear polycarbonate
Cover (Housing)	Black nylon (yellow in "CM" devices)
Cord Clamp	Natural (white) nylon
Dust Shield	EPDM
Blades/Contacts	Brass
Terminal Clamp	Cold rolled steal – nickel plated
Terminal Screws	15A (8-32), 20-30A (10-32) Brass (white finish on neutral screw when used)
Grounding Screw	Brass (green finish)
Cord Clamp Screws	Steel – zinc plated
Body Holding Screws	Steel – zinc plated
Flanged Inlet/Receptacles	**15-30A**
Flanged Casing	Natural (white) nylon
Blade/Contact Carrier	Natural (white) nylon
Terminal Retainer	Clear polycarbonate
Blades/Contacts	Brass
Drive Screws	Steel – zinc plated
Terminal Clamp	Cold rolled steel – nickel plated
Terminal Screws	15A (8-32), 20-30A (10-32) Brass (white finish on neutral screw when used)
Grounding Screw	Brass (green finish)
Mounting Screws	Nickel plated brass Round head screws
Screw Sizes	15A: 6-32, 3/8" long 20A & 30A: 8-32, 7/16" long

Receptacle, Single	15A	20A & 30A
Cover(Top)	Nylon (Black)	Nylon (Black)
Base	RTP (Black)	RTP (Natural)
Contact Springs	.031" Brass	.040" Brass
Clamp	.031" Brass	.040" Brass
Ground Contact	.031" Brass	.040" Brass
Ground Shunt	–	.015" Brass
Bridge (Mounting Strap)	.050" Steel-zinc plated	–
End Plates (Mounting)	–	.050" Brass
Back Plate	–	.040" Brass
Terminal Screws	Brass (8-32)	Brass (10-32) (white finish on neutral screw when used)
Grounding Screw	Brass (Green)	Bronze (Green)
Flat Head Mounting Screws	Steel-zinc plated	Steel-zinc plated
Auto Ground Clip	Stainless steel	Stainless steel (Used only on IG receptacle)

Part	Materials
Safety-Shroud Receptacles Angle, Surface Semi-Flush	**20-30A**
Housing and Mounting Flange	Gray Valox®
Mounting Plate (Angle Housing Only)	Galvanized steel
Body Contact Carrier	Natural (white) nylon
Terminal Retainer	Clear polycarbonate
Body Holding Screws	Steel, zinc plated
Contact Springs	Brass
Spring Binding Plate	Brass
Terminal Clamp	Steel, nickel plated .080" curved, scalloped
Terminal Screws	10-32 Brass (white finish on neutral screw when used)
Grounding Screw	Brass (green finish)
Mounting Plate Screws	Steel, zinc plated
Wall Plate Mounting Screws	Steel, zinc plated
Safety-Shroud Twist-Lock Plug	**20-30A**
Insulgrip Plug with Safety-Shroud installed	
Safety-shroud	White Valox
Cord Clamp	White nylon

Performance

Electrical

Dielectric Voltage	Withstands 2,000V minimum.
Max. Working Voltage	600 Volts RMS.
Current Interrupting	Certified for current interrupting at full rated current.
Temperature Rise Fed. Spec.	Max 30°C temperature rise at full rated current after 250 cycles of overload at 200% of rated current at a power factor of 75%.(WC 596)

Mechanical

Cord Accommodation (Plugs and connectors only)	Round portable service cords of diameters commensurate with the device rating as defined in UL Standard 62, CSA C22.2 No. 49.
Cord Grip Accommodation (Insulgrip)	15A: .230"-.720" (5.8-18.3); 20A & 30A 3W: .360"-.930" (9-24); 20A & 30A 4W-5W: .350"-1.150" (9-29).
Terminal Identification	Terminals identified in accordance with UL 498 (X, Y, Z, White, Green).
Terminal Accommodation	20A & 30A,#16- #8 AWG. 15A, #18-#10 AWG
Product Identification	Ratings are a permanent part of the device housing.

Environmental

Flammability (Enclosure) Plugs, Connectors, Flanged Receptacles & Flanged Inlets	HB or better per UL94/CSA 22.2 No. 0.17.
Receptacles (Box Mount)	V2 or better.
Operating Temperatures	Maximum Continuous 75° C Minimum -40° C (w/o impact).

®Valox is a registered trademark of General Electric Company.

Watertight Safety-Shroud TWIST-LOCK® Devices

Specifications

20 & 30 Ampere

Specifications

Listings

Listed to UL Standard 498 (Attachment Plugs and Receptacles).
Certified to CSA Standard No.42 (General Use Receptacles, Attachment Plugs and Similar Wiring Devices).
Fed. Spec. WC-596.
UL Listed, CSA Certified to Type 4, 4X and Type 12.

Part	Materials
Watertight Safety-Shroud™ Plug (Insulgrip®)	**20 and 30A**
Blade Holder	Natural (white) nylon
Terminal Retainer	Clear polycarbonate
Cover (Housing)	Black Valox®
Cord Clamp	White Valox
Blades	Brass
Terminal Clamp	Steel, nickel plated .080” curved scalloped
Terminal Screws	10-32 brass (white finish on neutral screw when used) multiple drive head
Grounding Screw	Brass (green finish) combination head
Cord Clamp Screws	Stainless steel 302/304, combination head
Body Holding Screws	Stainless steel 302/304, combination head
Closure Cap and Strap	Neoprene EPDM Blend
Watertight Safety-Shroud Connector (Insulgrip)	**20 and 30A**
Body Contact Carrier	Natural (white) nylon
Terminal Retainer	Clear polycarbonate
Contact Spring	Brass
Spring Binding Plate	Brass
Cover (Housing)	Black Valox
Cord Clamp	White Valox
Terminal Clamp	Steel, nickel plated .080” curved scalloped
Terminal Screws	10-32 brass (white finish on neutral screws when used) multiple drive head
Grounding Screw	Brass (green finish) combination head
Cord Grip Screws	Stainless steel 302/304, combination head
Body Holding Screws	Stainless steel 302/304, combination head
Closure Cap and Strap	Polypropylene with Neoprene gasket
***Watertight Safety-Shroud Receptacle, Single**	**20 and 30A**
Housing and Flange	Gray Valox
Body Contact Carrier	Natural (white) nylon
Terminal Retainer	Clear polycarbonate
Drive Screws	Steel, zinc plated
Contact Spring	Brass
Spring Binding Plate	Brass
Terminal Clamp	Steel, nickel plated .080” curved, scalloped
Flange Gasket	Closed-cell neoprene foam
Lid Gasket	Closed-cell neoprene foam
Cover Hinge Pin	Stainless steel 302/304
Cover Spring	Stainless steel 302/304
Terminal Screws	10-32 brass (white finish on neutral screw when used) multiple drive head
Grounding Screw	Brass (green finish) combination head
Mounting Screws	Stainless steel 302/304 combination head
Watertight Safety-Shroud Flanged Inlet	**20 and 30A**
Housing and Flange	Gray Valox
Blade Holder	Natural (white) nylon
Terminal Retainer	Clear polycarbonate
Blades	Brass
Drive Screws	Steel, zinc plated
Terminal Clamp	Steel, nickel plated .080” curved scalloped
Terminal Screws	10-32 brass (white finish on neutral screw - when used) multiple drive head
Grounding Screw	Brass (green finish) combination head
Closure Cap	Neoprene EPDM blend
Mounting Screws	Stainless steel 302/304 combination head

Performance

Electrical

Dielectric Voltage	Withstands 2,000V minimum.
Max. Working Voltage	600 Volts RMS.
Current Interrupting	Certified for current interrupting at full rated current.
Temperature Rise	Max 30 deg. temperature rise at full rated current after 250 cycles of overload at 200% of rated current at a power factor of 75%.(WC 596)

Mechanical

Cord Accommodation (Plugs and connectors only)	Round portable service cords of diameters commensurate with the device rating as defined in UL Standard 62, CSA C22.2 No. 49.
Cord Grip Accommodation	20 and 30A, 3W: .32”-.93” (8.0-24.0mm) #16-3 Type SJ-#8-3 Type S,SO; 20 and 30A, 4W: .35”-1.15” (9.0-29.0mm) #16-4 Type SJ-#8-4 Type S, SO; 20 and 30A, 5W: .35”-1.15” (9.0-29.0mm) #16-5 Type S,SO - #8-5 Type S,SO.
Terminal Identification	Terminals identified in accordance with UL 498 (X, Y, Z, White, Green).
Terminal Accommodation	#16- #8 AWG solid or stranded wire.
Product Identification	Ratings are a permanent part of the device blade holder, and are also labeled on device color coded by voltage, visible in use. Catalog No. I.D. is on device visible in use.

Environmental

Moisture Resistance	Type 4, 4X, 12, IP66 suitability.
Flammability (Enclosure)	V0 per UL94 or CSA 22.2 No. 0.17
Operating Temperatures	Maximum Continuous 75°C; Minimum -40°C (w/o impact).

**Suitable for use as a flanged receptacle.*

®Valox is a registered trademark of General Electric Company.

TWIST-LOCK® Devices

Technical Information

50 Ampere

TWIST-LOCK Listing and Specifications

Specifications

Listings

Listed to UL Standard 498 (Attachment Plugs and Receptacles).
Certified to CSA Standard No. 42 (General Use Receptacles, Attachment Plugs and Similar Wiring Devices).

Materials

Part	Materials	Part	Materials
Plug (Twist-Lock)	**50A**	Ground Contact	One piece copper/nickel
Blade Holder	Rynite® (black)	Seal Cup	Nylon
Power Blades	Brass	Cord Grip crews	302/304 Stainless steel
Terminal Set Screw	Stainless steel	Seal	Neoprene
Terminal Retainer	Rynite	**Flanged Inlet**	**50A**
Front & Rear (housing)	Supertough nylon	Flanged Casing	.062” Steel, zinc plate
Cord Clamp	Rynite (white)	Blade Holder	Phenolic
Seal	Neoprene	Pressure Screws	Steel, zinc plate
Seal Cup	Nylon	Blades	.100” Brass
Box Terminal	Copper	Ground Spring	.025” Bronze
Latches	Supertough nylon	Terminals	.050” Steel, brass finish
Ground Contact Spring	One piece copper/nickel	Grounding Terminal	.062” Copper, green finish
Cord Clamp Screws	302/304 Stainless steel	Round Head Screws	Steel, zinc plate
Shroud	302/304 Stainless steel	**Receptacle**	**50A**
Connector (Twist-Lock)	**50A**	Body	Phenolic
Contact Nose	Nylon (black)	Face	Phenolic
Terminal Retainer	Rynite (black)	Contact Springs	.100” Brass alloy
Terminal Set Screw	302/304 Stainless steel	Contact Binding Plates	.100” Brass
Contact Spring	Brass	Ground Contact	.031” Brass
Assembly Ring	302/304 Stainless steel	Insulator	.093” Laminated phenolic
Front & Rear (housing)	Supertough nylon (black)	Bridge (Mounting Strap)	.062” Steel, zinc plate
Latches	Supertough nylon (white)	Pressure Screws	Steel, zinc plate
Cord Clamp	Rynite (white)	Terminals	.050” Steel
Box Terminal	Copper	Casing	.062” Steel, zinc plate
Contact Holder	Rynite (black)	Center Pin (CS Devices)	Steel, zinc plate

Product Identification

Ratings	Molded into face for all devices and stamped into stainless steel shroud on plug devices.
Catalog No.	Molded into face for plug and connector bodies and stamped into stainless steel shroud on plug devices.

Performance

Electrical

Dielectric Voltage	Withstands 2,000V minimum.
Max. Working Voltage	600 Volts RMS.
Current Interrupting	Certified for current interrupting at full rated current.
Temperature Rise	Max. 30°C temperature rise at full rated current after 50 cycles of overload at 150% rated DC current (UL 498)

Mechanical

Terminal Accommodation	#10 AWG min. -#6 AWG max.
Cord Grip Accommodation	.750”-1.150” (19.1-29.2).

Environmental

Flammability	UL 94 V0 for Receptacles and Inlets. HB or better for Plugs and Connectors.
Operating Temperatures	Maximum continuous 75°C; minimum – 40°C (w/o impact).

Please consult the factory for product dimensions and specifications for other products listed in this catalog.

Rynite is a registered trademark of E. I. Dupont.

Switched Safety Enclosures

Technical Information

Switched TWIST-LOCK® and HUBBELLOCK® Enclosures

Specifications

Typical Specifications	
Manufacturer's Identification	Hubbell SETL3/SEHBL3-SE2730A.
Description	Lockable Switched Enclosure.This unit is a complete enclosure ready to accept any 20 or 30A Twist-Lock or 30A Hubbellock receptacle.
Electrical Type	2 Pole + Earth through 4 Pole & Earth.
Rating	20 or 30A, 125V through 3ØY 347/600V AC.
Configuration	NEMA Locking L5-20R through L23-30R.
Enclosure Type	Outdoor – Type 3R (Rainproof, Sleet, External Ice), IP54 suitability. Indoor – Type 12K (Dust-tight, Falling Dirt, Noncorrosive Liquids, with Knockout).
Enclosure Material	Non-metallic enclosure suitable for metallic conduit.

Materials	
Part	**Materials**
Base	Valox®/Makroblend®
Top	Valox/Makroblend
Handle	Valox/Makroblend
Conduit Hub	Zinc 3/4" watertight
Enclosure Gasket	Neoprene
Shaft	Valox/Makroblend
Shaft Seal	Molded neoprene
Frame	Galvanized steel
Lift Cover	Valox/Makroblend
Enclosure Screws	Stainless steel 300 series
Hinge Spring and Pin	Stainless steel 300 series

Performance

Electrical	
Dielectric Voltage	Withstands 3,000V minimum.
Max. Working Voltage	600V RMS.
Current Interrupting	Certified for current interrupting at full rated current and voltage.
Short Circuit Withstand	Suitable for use on a circuit capable of delivering not more than 10,000 RMS symmetrical amperes at the voltage rating of the receptacle.
Operations	Mechanical 10,000 cycles; electrical 6,000 cycles.

Mechanical	
Impact Resistance	In accordance with UL 746C.
Terminal Identification	In accordance with UL, CSA and international conventions.
Product Identification	Identification and ratings are part of external label and receptacle face.
Weight	3.5 pounds.
Mounting	External fully adjustable feet.

Environmental	
Moisture Resistance	Outdoor – Type 3R (Rainproof, Sleet, External Ice), IP54 suitability. Indoor – Type 12K (Dust-tight, Falling Dirt, Noncorrosive Liquids, with Knockout).
Flammability	UL94 – 5 VA and V0 classification.
Operating Temperature	Maximum continuous +75°C. Minimum continuous -40°C.
UV Resistance	All materials are UV stabilized.

This device provdes on/off switched control of a plug connected load and includes lockout provision: ON-OFF control knob (in the OFF position) accepts up to a 5/16 inch (8.0) diameter shackle of suitable padlock lockout device to isolate energy from the receptacle and cord connected equipment as a method of compliance to OSHA Lockout/Tagout Regulation 29CRF Part 1910.147.

®Makroblend is a registered trademark of Miles.
®Valox is a registered trademark of General Electric Company.

Switched Safety Enclosures

Technical Information

CIRCUIT-LOCK® Unfused Safety-Shroud TWIST-LOCK

Mechancial Interlock

Specifications

Typical Specifications	
Manufacturer's Identification	Hubbell HBLMITL.
Description	CIRCUIT-LOCK Mechanical Interlock.
Electrical Type	2 Pole + Earth through 4 Pole & Earth.
Rating	Up to 30A, 600V AC 3Ø.
Enclosure Type	Outdoor-4X (Watertight, Washdown); Indoor-12K (Dust-tight, Falling Dirt and noncorrosive liquids with knockout. IP66 suitability.
Enclosure Material	Non-metallic enclosure suitable for metallic conduit.

Materials	
Part	**Material**
Base	Valox®
Top	Valox
Handle	Valox
Conduit Hub	Zinc 3/4" watertight
Enclosure Gasket	Neoprene
Shaft	Valox
Shaft Seal	Neoprene
Frame	Galvanized steel
Enclosure Screws	Stainless steel 300 series

Performance

Electrical	
Dielectric Voltage	Withstands 3,000V Min.
Max. Working Voltage	600V RMS.
Current Interrupting	Certified for current interrupting at full rated current voltage.
Short Circuit Withstand Rating	Suitable for use on a circuit capable of delivering not more than 10,000 RMS symmetrical amperes at the voltage rating of the receptacle.
Operations	Mechanical 10,000 cycles; Electrical 6,000 cycles.

Mechanical	
Impact Resistance	In accordance with UL 746C.
Terminal Identification	In accordance with UL, CSA.
Product Identification	Identification & ratings are part of the external label & receptacle face.
Weight	3.5 pounds.
Mounting	External full adjustable feet.

Environmental	
Moisture Resistance	Outdoor – 4X (Hose-Directed Water, Corrosion Resistance), IP66 suitability.
Flammability	Meets UL 94V0 material classification.
Operating Temperature	Maximum continuous +75°C; Minimum continuous -40°C.
UV Resistance	All exposed materials are UV stabilized.

®Valox is a registered trademark of General Electric Company.

TWIST-LOCK® Devices

Technical Information

VALISE® Plugs and Connectors

Specifications

Plugs	Part	Description
Typical Specification- Catalog No. HBL4723VY.	Plug	15, 20 & 30A
Manufacturer's Identification - Hubbell HBL4723VY.	Housing	Nylon
	Blades	Brass
Description - Straight Body Plug	Ground Blade	Brass
Type – 2 Pole, 3 Wire, Grounding	Terminal Screws	Steel multiple drive
Rating – 15 and 20A 125V, 250V, & 277V AC, 30A 125 & 250V	Cable Inserts	Polyphenylene Oxide
Certification – UL Listed File E1706, CSA Certified	Terminal Clamps	CR Steel
File LR280C	Body Holding Screws	Steel multiple drive
IP Suitability – IP20		

Connector Bodies	Part	Connector
Typical Specification- Catalog No. HBL4729VY	Connector	15, 20 & 30A
Manufacturer's Identification - HBL4729VY	Housing	Nylon
	Contact and Ground Springs	Brass
Description – Straight Body Connector	Terminal Screws	Steel multiple drive
Type – 2 Pole, 3 Wire, Grounding	Cable Inserts	Polyphenylene Oxide
Rating – 15 and 20A 125V, 250V, & 277V AC, 30A 125 & 250V	Terminal Clamps	CR Steel
Certification – UL Listed File E1706, CSA Certified	Body Holding Screws	Steel multiple drive
File LR280C		
IP Suitability – IP20		

Performance

Electrical	
Dielectric Voltage	Withstands 2,000V minimum.
Max. Working Voltage	125V, 250V or 277V AC as rated.
Current Interrupting	Certified for full rated current.
Temperature Rise	Max. 30°C temperature rise at full rated current after 50 cycles of overload at 150% rated DC current.
Mechanical	
Terminal Identification	Screw Color per UL 498 (Brass, White & Green).
Terminal Accommodation	15A-18 to 12AWG. 20A-18 to 10AWG. 30A-14 to 8AWG.
Product Identification	Molded rating on device face.
Torque	12 in-lb terminal screws, 7 in-lb assembly screws.
Cord Range	
15A	.220" to .660" (5.6mm to 16.8mm).
20A	.325" to .720" (8.26mm to 18.3mm).
30A	.590" to .930" (15.0mm to 23.6mm).
Environmental	
Flammability	UL 94HB.
Operating Temperature	Maximum continuous 75°C, minimum -40°C (w/o impact).
Standards	
NEMA WD1	
NEMA WD6	
Listed to UL Standard UL498	
Certified to CSA Standard C22.2 No. 42	