



**LED QUICK
REFERENCE
GUIDE
JANUARY, 2018**

We are pleased to present the latest edition of our LED Lamp Reference Guide. Many new LED lamps and fixtures have been added, and each section is arranged to make finding the right product easy.

Brilliance

Satco is committed to providing unsurpassed quality, service and product assortment. Many of our product categories are supported by merchandising systems, displays and a selection of attention-getting point of purchase materials. These efforts, along with our strategic locations, make Satco the preferred choice for light sources and electrical related products.

Six convenient locations

WASHINGTON

4710 116th St. S.W.
Mukilteo, Washington 98275
800-437-2826
(425) 789-3300 FAX: (425) 789-3310

NEW YORK CORPORATE OFFICES

110 Heartland Blvd.
Brentwood, N.Y. 11717
800-437-2826
(631) 243-2022 FAX: (631) 243-2027

CALIFORNIA

31288 San Benito St.
Hayward, California 94544
800-437-2826
(510) 487-4822 FAX: (510) 487-8955

TEXAS

2000 Valwood Parkway
Farmers Branch, Texas 75234
800-437-2826
(972) 247-2437 FAX: (972) 247-5408

FLORIDA

900 N.W. 159th Drive
Miami, Florida 33169
800-437-2826
(305) 624-2044 FAX: (305) 623-0286

PUERTO RICO

Bldg 3, Compeche St. 22
Julio N. Matos Industrial Park
Carolina, PR 00984
800-437-2826
(787) 757-3510 Fax: (787) 757-3540

Contents

About Satco.....	2-5
Retail Support.....	6-9
LED Filament Lamps.....	10-11
Vintage Style LED Filament Lamps.....	12
Carded LED Lamps.....	13
Carded LED Specialty Lamps.....	14
Omni-Directional LED A19 Lamps.....	15-18
Omni-Directional LED A19 Lamps Display Packs.....	19
Replacement LED A19 4-Packs.....	20
Omni-Directional 3-Way & Colored A19 LED Lamps.....	21
Omni-Directional A15 & Decorative LED Lamps.....	22
LED Reflector Lamps.....	23-25
LED PAR Lamps.....	26-29
LED PAR16, MR11 & MR16 Lamps.....	30-31
MR16 GU10 & LED Specialty Lamps.....	32-33
LED Recessed Downlight Retrofits.....	34-39, 46
LED Direct Wire Edge-Lit Downlights.....	40-41
LED Direct Wire Downlights.....	42-43
LED Commercial Recessed Downlight Retrofits.....	44-45
LED Elevator Lamps.....	46
High Lumen LED Lamps.....	47-56
High Lumen LED PAR Lamps.....	57
LED/CFL Lamps.....	58-60
LED T8 & U-bend Lamps.....	61-66
LED T5 Lamps.....	67

At Satco, our business isn't about us. It's about you and your business.

Satco and our Nuvo® and Hygrade™ brands have grown to be industry leaders by offering you the widest selection of lamps, fixtures and lighting components.

The most innovative technology.

The highest standards of quality and efficiency. And a reputation for service earned one customer at a time for almost 50 years.

Satco. Setting the standards.

With a vast catalog of products built to the highest quality standards, massive inventories, a highly automated nationwide distribution network, and a growing investment in research and development, few lighting manufacturers can match Satco's depth of industry experience.


The widest selection.

Satco keeps homes across North America lit through the thousands of retail outlets we supply with replacements lamps and consumer lighting accessories.

The residential and commercial building trades rely on Satco's comprehensive line of fixtures, track and outdoor lighting and lamps, which are widely available through electrical distributors across the country.

Lighting fixture manufacturers turn to Satco Logistics for on-time shipping of thousands of component parts in orders of any size, including lamps, ballasts, sockets, switches, cords, canopies and glassware of every description.





The most innovative technology.

Over the years, Satco's robust R&D programs have moved lighting technology forward with patented innovations that have been widely adopted throughout the industry that includes breaking new ground in the design and manufacture of high-efficiency LED lamps.



The highest quality and efficiency.

Every Satco product is designed, manufactured and tested to meet or exceed the highest industry standards for quality and performance. And we offer hundreds of products that have earned ENERGY STAR® certification. In fact, we were selected ENERGY STAR® Partner of the Year in 2009.



Over a million square feet of warehouse space.

The Satco brand has stood for quality, innovation and value in lighting products since 1966. From a 3,000 square foot warehouse in Elmont, NY, to more than 1.2 million square feet of U.S. Distribution space today. To be certain you'll have the parts you need where you need them, Satco maintains enormous amounts of inventories at our major distribution and sales centers in New York, Miami, Dallas, San Francisco, Seattle and San Juan, Puerto Rico, and at Satco Express stocking locations in Canton MA, Cincinnati OH, Charlotte NC, Chicago IL, Cleveland OH, La Mirada CA, Lavergne TN, Ridgeland MS and Syracuse NY.

Satco. An innovative family of brands.

LED lamps that only experience can deliver.

With one of the industry's largest R&D programs behind it, Satco is producing LED replacement lamps that meet all of the newest efficiency standards – and exceed user expectations for light output, color temperature, beam pattern, diffusion, and overall reliability.



Hygrade. The leader in commercial lighting.

Hygrade has been a trusted name in commercial and industrial lighting for more than a century. From fluorescent and compact fluorescent lamps to high intensity discharge bulbs of every description, Hygrade offers a variety of cost effective, energy efficient products for virtually any commercial application.



Nuvo. Inspired designs. Enlightened engineering.

Nuvo Lighting was launched in 2005 with more than 1,500 new lighting fixtures – one of the largest catalogs of any manufacturer – and our product line has continued to grow every year since. Today offering more than 3,000 chandeliers, pendants and sconces in designs that range from classic to contemporary, from elegant to understated and from simple to stylish.



As an ongoing effort on behalf of Satco Products, Inc. to remain dedicated to the improvement of our products, we reserve the right to change specifications. The information contained in this specification guide is subject to change without notice. We cannot be responsible for typographical errors.



Energy Efficient Lamps and Fixtures Counter Card
Item # SA1458



Energy Efficient Lamps Counter Card
Item # SA1207



Paint Department Counter Card
Item # SA1456

Counter cards

Place these informative cards in other busy departments to remind customers about their lighting needs.

At Satco we don't just bring great products and great value to market. We help our products sell! We offer powerful in-store selling tools to help make the lighting center a focal point and profit center.

Educate customers and increase sales!

Satco hanging signs and gondola headers clearly call-out the lighting center while shelf strips and aisle flags indicate lamp technologies to help customers find exactly what they're looking for. And the shelf strips correspond to the attractive, informative Satco packaging! Our educational gondola headers educate consumers about all the current lighting technologies, the energy efficiency of each and what energy savings they can expect from each.

Counter cards, hanging signs, shelf-talkers and gondola aisle flags all help customers find the exact replacement lamp they need.

Let Satco help you increase your lighting sales dramatically! For information and how to order, please contact your Satco sales representative.

Logo banners

Measuring 5' x 2', Satco logo banners can be strategically placed, indoors or out, to direct customers to the lighting aisle or simply make customers aware you carry Satco lighting products.



Satco Brand Logo Banner
Item # SA1296

HID	HID	HID	SA1265/1
LED	LED	LED	SA1265/2
CFL	CFL	CFL	SA1265/3
HALOGEN	HALOGEN	HALOGEN	SA1265/4
INCANDESCENT	INCANDESCENT	INCANDESCENT	SA1265/5

Lighting Technology Gondola Shelf Strips

(Can be ordered separately)
Each strip measures 12" long
Item # SA1265

Packaging

Satco retail packaging is informative and attractive, creating an easy to navigate presentation for your customers. Coupled with consistent branding, lamp technology types are clearly indicated and all government regulations are adhered to for lumen output, wattage and cost to operate. Satco packaging makes choosing the right lamp easy.

Gondola shelf technology strips

Indicate what technologies are on what shelves. Grouping products by their technology has been shown to help customers find the products they want easily.

Shelf talkers

Are an important silent salesman, explaining a sale or calling attention to a new product.

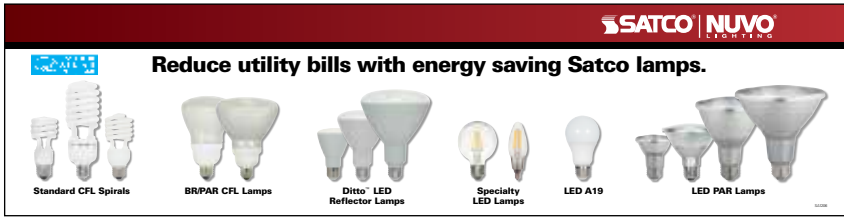


Energy Efficient Shelf Talker
Item # SA1205

RETAIL SUPPORT



Generic Lighting Center Gondola Header
Item # SA1098
Header mounting hardware available



Energy Efficient Gondola Header
Item # SA1206
Header mounting hardware available



LED Gondola Header
Item # SA2006
Header mounting hardware available

Gondola headers

Clearly call out your lighting center, and our educational versions help explain new vs. old lighting technologies and the savings your customers can expect from them. Customers making more informed decisions will be pleased with their purchase and remember the help they received in your store.

Product photos

Satco offers our entire library of product photos for use in your flyers and advertising. Our high-quality product and packaging images will show customers exactly what you're offering.

Aisle flags

Help define what's on each section of shelving for easy product location.



Lighting Technology Aisle Violator Tags
Item # SA1292
Mounting hardware available

SA1292/1 SA1292/2 SA1292/3 SA1292/4 SA1292/5 SA1292/6

Lamp Technology Wattage Comparison

www.satco.com

INCANDESCENT - Life: 1,000 Hours			HALOGEN - Life: 1,000 Hours - GOOD			CFL - Life: 10,000 Hours - BETTER			LED - Life: 25,000+ Hours - BEST		
Standard Wattage	Lumens/Brightness	Cost to Operate/Yr*	Wattage	Lumens/Brightness	Cost to Operate/Yr*	Wattage	Lumens/Brightness	Cost to Operate/Yr*	Wattage	Lumens/Brightness	Cost to Operate/Yr*
25W = 200		\$3.01				5W = 280		\$0.84	3W = 180		\$0.36
40W* = 450		\$4.82	29W = 410		\$3.49	9W = 550		\$1.08	8W = 450		\$0.96
60W* = 800		\$7.23	43W = 750		\$5.18	13W = 900		\$1.57	10W = 800		\$1.20
75W* = 1,100		\$9.03	53W = 1,050		\$6.38	18W = 1,200		\$2.17	13W = 1,100		\$1.57
100W* = 1,600		\$12.05	72W = 1,490		\$8.67	23W = 1,600		\$2.77	17W = 1,600		\$2.05

* Discontinued technology.
* Estimated yearly energy cost is based on 3 hrs/day, 0.11¢ kWh. Cost depends on rates and use.

SA1285/1
Lamp Comparison Guide

Lamp Savings Comparison-per lamp, per year*

www.satco.com

INCANDESCENT Standard Wattage	Savings for Halogen Life = 1,000 Hours	Savings for CFL Life = 10,000 Hours	Savings for LED Life = 25,000 Hours	SAVE MORE
25W =		\$2.17	\$2.85	Long life = Less replacement lamps
40W =	\$1.33	\$3.74	\$3.86	
60W =	\$2.05	\$5.66	\$6.03	
75W =	\$2.65	\$6.86	\$7.46	
100W =	\$3.38	\$9.28	\$10.00	

* Estimated yearly energy cost is based on 3 hrs/day, 0.11¢ kWh. Cost depends on rates and use.

SA1285/2
Lamp Savings Comparison

Lamp Feature Comparison

www.satco.com

INCANDESCENT	HALOGEN	CFL (COMPACT FLUORESCENT)	LED (LIGHT EMITTING DIODE)
<ul style="list-style-type: none"> • Good light quality • Low initial cost • Dimmable • Shortest life • Least Efficient 	<ul style="list-style-type: none"> • Great light quality • Dimmable • Same bulb shape • Energy savings: GOOD 	<ul style="list-style-type: none"> • Big jump in energy savings • Instant on • Long bulb life, recyclable • Energy savings: BETTER 	<ul style="list-style-type: none"> • Most energy efficient • Immediate full brightness • Dimmable • Costs the least to operate • Longest bulb life available • Energy savings: BEST

SA1285/3
Lamp Features Comparison

Long Life = Less Replacements

www.satco.com

1 CFL lasts as long as 10 Incandescents 1 LED lasts as long as 25 Incandescents

A 13W CFL costs \$1.57 per year to operate in energy costs vs. a 60W incandescent that costs \$7.23 per year.*
An 8W LED costs \$0.96 per year to operate in energy costs vs. a 60W incandescent that costs \$7.23 per year.*

* Estimated yearly energy cost is based on 3 hrs/day, 0.11¢ kWh. Cost depends on rates and use.

SA1285/4
Long Life = Less Replacements

Lumens: the new way to shop for light.

www.satco.com

Choose your next light bulb based on the brightness you want. For the greatest savings, choose ENERGY STAR® light bulbs.

Incandescent Wattage: 40W (450 lumens), 60W (800 lumens), 75W (1100 lumens), 100W (1600 lumens)
Halogen Wattage: 29W (410 lumens), 43W (750 lumens), 53W (1050 lumens), 72W (1490 lumens)
CFL Wattage: 9W (550 lumens), 13W (900 lumens), 18W (1200 lumens), 23W (1600 lumens)
LED Wattage: 8W (450 lumens), 10W (800 lumens), 13W (1100 lumens), 17W (1600 lumens)

SA1285/5
Lumens: The new way to shop for light

Choosing Color Temperature

www.satco.com

Lighting sets the mood in your room.

COLOR TEMPERATURE SCALE			
Soft White	Bright White	Natural Light	
2700K	3000K	3500K	5000K
Warm 2700K is inviting, warm, friendly and relaxing. • Homes • Restaurants	Neutral 3000K is inviting, comfortable and relaxing. • Homes • Showers • Reception • Offices	Cool 4100K is efficient, clean and organized. • Offices • Hospitals • Conference rooms	Daylight 5000K is exacting, refreshing, bright and alert. • Galleries • Jewelry displays

SA1285/6
Choosing Color Temperature

Lamp Comparison Gondola Headers

SET: 6
(Can be ordered separately)
Item # SA1285
Header mounting hardware available

LED FILAMENT LAMPS

LED filament lamps

Applications / Features

- LED with a traditional incandescent look and feel
- Omni-directional light source
- Dimmable
- Replaces up to 60 Watt lamps
- Long life—15,000 hours
- Damp location
- Approved for totally enclosed fixtures
- cUL listed
- 3 Year warranty



S9874
A15



S9876, S9894
A19



S9845, S9846
A19



S9875, S9876,
S9879
A19



S9824, S9825
Soft white
A19



S9826
Silver crown
A19



S29563, S9564,
S9878, S9893
G25



S9827
Soft white
G25



S9828
Silver crown
G25



S9582
T9



S9567, S9569,
S9964
C11/E26



S9568,
S9570
C11/E12



S9571, S9573,
S9965
CA11/E26



S9572,
S9574
CA11/E12



S9866, S9877, S9920,
S9922, S9890, S9960,
S9961
C11/E12



S9867, S9921,
S9923, S9891,
S9962, S9963
CA11/E12



S9868
C11/E12



S9869
CA11/E12



S9575, S9576
BT15



S9580, S9892
T10



S9581, S9895
ST19



S9565, S9566
G40



S9870, S9871
G16.5



S9872
T6

LED FILAMENT LAMPS

LED Filament Lamps



Item Number	Lamp Description	W	Bulb Type	Base	V	Finish	CCT	Lm	CRI	M.O.L. (Inches)	Life/Hrs.	UPC	Pack
S9874*	4.5A15/CL/LED/E26/27K/ES/120V	4.5	A15	E26	120	Clear	2700K	450	80	3 3/8	15K	045923098741	24/6
S9875*	4.5A19/CL/LED/E26/27K/ES/120V	4.5	A19	E26	120	Clear	2700K	450	80	4 1/8	15K	045923098758	24/6
S9824	4.5A19/SW/LED/E26/27K/120V	4.5	A19	E26	120	Soft White	2700K	400	80	4 1/8	15K	045923098246	24/6
S9876*	7A19/CL/LED/E26/27K/ES/120V	7	A19	E26	120	Clear	2700K	800	80	4 1/8	15K	045923098765	24/6
S9825	6.5A19/SW/LED/E26/27K/120V	6.5	A19	E26	120	Soft White	2700K	720	80	4 1/8	15K	045923098253	24/6
S9826†	6.5A19/SLV/LED/E26/27K/120V	6.5	A19	E26	120	Silver Crown	2700K	650	80	4 1/8	15K	045923098260	24/6
S9894	6.5A19/CL/LED/E26/30K/120V	6.5	A19	E26	120	Clear	3000K	800	80	4 1/8	15K	045923098949	24/6
S9845	9A19/CL/LED/E26/27K/120V	9	A19	E26	120	Clear	2700K	1100	80	4 1/2	15K	045923098451	24/6
S9846	9A19/CL/LED/E26/30K/120V	9	A19	E26	120	Clear	3000K	1100	80	4 1/2	15K	045923098468	24/6
S29563*	4.5G25/CL/LED/E26/27K/120V	4.5	G25	E26	120	Clear	2700K	450	80	4 3/8	15K	045923095634	24/6
S9827*	4.5G25/SW/LED/E26/27K/120V	4.5	G25	E26	120	Soft white	2700K	430	80	4 3/8	15K	045923098277	24/6
S9828†	4.5G25/SLV/LED/E26/27K/120V	4.5	G25	E26	120	Silver Crown	2700K	430	80	4 3/8	15K	045923098284	24/6
S9893	4.5G25/CL/LED/E26/30K/120V	4.5	G25	E26	120	Clear	3000K	550	80	4 3/8	15K	045923098932	24/6
S9564	6.5G25/CL/LED/E26/27K/120V	6.5	G25	E26	120	Clear	2700K	810	80	4 3/8	15K	045923095641	24/6
S9567*	2.5W ETC/LED/27K/120V	2.5	C11	E26	120	Clear	2700K	250	80	3 1/2	15K	045923095672	24/6
S9568*	2.5W CTC/LED/27K/120V	2.5	C11	E12	120	Clear	2700K	250	80	4 3/16	15K	045923095689	24/6
S9920	2.5W CTC/LED/CL/27K/120V	2.5	C11	E12	120	Clear	2700K	200	80	3 7/8	15K	045923099205	24/6
S9868	3.5CTF/LED/FR/27K/120V	3.5	C11	E12	120	Frosted	2700K	350	80	4 3/16	15K	045923098680	24/6
S9922	3.5W CTC/LED/CL/27K/120V	3.5	C11	E12	120	Clear	2700K	350	80	3 7/8	15K	045923099229	24/6
S9890	3.5W CTC/LED/30K/CL/120V	3.5	C11	E12	120	Clear	3000K	350	80	3 7/8	15K	045923098901	24/6
S9866	3.5CTC/LED/CL/50K/120V	3.5	C11	E12	120	Clear	5000K	350	80	4 3/16	15K	045923098666	24/6
S9569*	4.5W ETC/LED/27K/120V	4.5	C11	E26	120	Clear	2700K	450	80	3 1/2	15K	045923095696	24/6
S9570*	4.5W CTC/LED/27K/120V	4.5	C11	E12	120	Clear	2700K	450	80	4 3/16	15K	045923095702	24/6
S9960	5.5W CTC/LED/27K/CL/120V	5.5	C11	E12	120	Clear	2700K	500	80	3 7/8	15K	045923099601	24/6
S9961	5.5W CTC/LED/30K/CL/120V	5.5	C11	E12	120	Clear	3000K	500	80	3 7/8	15K	045923099618	24/6
S9964	5.5W ETC/LED/27K/CL/120V	5.5	C11	E26	120	Clear	2700K	500	80	3 1/2	15K	045923099649	24/6
S9965	5.5W EFC/LED/27K/CL/120V	5.5	CA11	E26	120	Clear	2700K	500	80	4 3/16	15K	045923099656	24/6
S9571	2.5W EFC/LED/27K/120V	2.5	CA11	E26	120	Clear	2700K	250	80	4 3/16	15K	045923095719	24/6
S9572	2.5W CFC/LED/27K/120V	2.5	CA11	E12	120	Clear	2700K	250	80	5	15K	045923095726	24/6
S9921	2.5W CFC/LED/CL/27K/120V	2.5	CA11	E12	120	Clear	2700K	200	80	4 11/16	15K	045923099212	24/6
S9869	3.5CFF/LED/FR/27K/120V	3.5	CA11	E12	120	Frosted	2700K	350	80	5	15K	045923098697	24/6
S9923	3.5W CFC/LED/CL/27K/120V	3.5	CA11	E12	120	Clear	2700K	350	80	4 11/16	15K	045923099236	24/6
S9891	3.5W CFC/LED/30K/CL/120V	3.5	CA11	E12	120	Clear	3000K	350	80	4 11/16	15K	045923098918	24/6
S9867	3.5CFC/LED/CL/50K/120V	3.5	CA11	E12	120	Clear	5000K	350	80	5	15K	045923098673	24/6
S9573*	4.5W EFC/LED/27K/120V	4.5	CA11	E26	120	Clear	2700K	450	80	4 3/16	15K	045923095733	24/6
S9574	4.5W CFC/LED/27K/120V	4.5	CA11	E12	120	Clear	2700K	450	80	5	15K	045923095740	24/6
S9962	5.5W CFC/LED/27K/CL/120V	5.5	CA11	E12	120	Clear	2700K	500	80	4 11/16	15K	045923099625	24/6
S9963	5.5W CFC/LED/30K/CL/120V	5.5	CA11	E12	120	Clear	3000K	500	80	4 11/16	15K	045923099632	24/6
S9870	2.5G16.5/LED/CL/27K/120V	2.5	G16 1/2	E12	120	Clear	2700K	200	80	3 3/16	15K	045923098703	24/6
S9871	3.5G16.5/LED/CL/27K/120V	3.5	G16 1/2	E12	120	Clear	2700K	350	80	3 3/16	15K	045923098710	24/6
S9565	4.5G40/CL/LED/E26/27K/120V	4.5	G40	E26	120	Clear	2700K	450	80	6 1/2	15K	045923095658	24/6
S9566	6.5G40/CL/LED/E26/27K/120V	6.5	G40	E26	120	Clear	2700K	800	80	6 1/2	15K	045923095665	24/6
S9575	4.5BT15/CL/LED/E26/27K/120V	4.5	BT15	E26	120	Clear	2700K	450	80	4 1/8	15K	045923095757	24/6
S9576	6.5BT15/CL/LED/E26/27K/120V	6.5	BT15	E26	120	Clear	2700K	800	80	4 1/8	15K	045923095764	24/6
S9581	6.5ST19/CL/LED/E26/27K/120V	6.5	ST19	E26	120	Clear	2700K	810	80	5 1/2	15K	045923095818	24/6
S9895	6.5ST19/CL/LED/E26/30K/120V	6.5	ST19	E26	120	Clear	3000K	810	80	5 1/2	15K	045923098956	24/6
S9872	2.5T6/LED/CL/27K/E12/120V	2.5	T6	E12	120	Clear	2700K	200	80	3 3/16	15K	045923098727	24/6
S9582	6.5T9/CL/LED/E26/27K/120V	6.5	T9	E26	120	Clear	2700K	800	80	12	15K	045923095825	24/6
S9580	4.5T10/LED/E26/27K/120V	4.5	T10	E26	120	Clear	2700K	430	80	5	15K	045923095801	24/6
S9892	4.5T10/LED/E26/30K/120V	4.5	T10	E26	120	Clear	3000K	430	80	5	15K	045923098925	24/6
90 CRI													
S9879**	8.5A19/CL/LED/E26/27K/90CRI	8.5	A19	E26	120	Clear	2700K	800	91	4	15K	045923098796	24/6
S9877**	4W CTC/LED/27K/CL/90CRI	4	B10	E12	120	Clear	2700K	300	94	3 3/8	15K	045923098772	24/6
S9878	5G25/CL/LED/E26/27K/90CRI	5	G25	E26	120	Clear	2700K	380	90	4 3/8	15K	045923098789	24/6

† Silver crown are 180° beam angle. ** Not rated for enclosed fixtures.

VINTAGE STYLE LED FILAMENT LAMPS



Vintage style LED filament lamps

Applications / Features

- LED with a traditional vintage look and feel
- Amber finish
- Omni-directional light source
- Dimmable
- 2200 & 2300K - warm tone color temperature
- Replaces up to 60 watt lamps
- Long life—15,000 hours
- Damp location
- Approved for totally enclosed fixtures
- cUL listed
- 3 Year warranty

Vintage Style LED Filament Lamps



Item Number	Lamp Description	W	Bulb Type	Base	V	Finish	CCT	Lm	CRI	M.O.L. (Inches)	Life/Hrs.	UPC	Pack
S9577	2.5ST19/AMB/LED/E26/23K/120V	2.5	ST19	E26	120	Amber	2300K	220	80	5 3/8	15K	045923095771	24/6
S9578	4.5ST19/AMB/LED/E26/23K/120V	4.5	ST19	E26	120	Amber	2300K	400	80	5 3/8	15K	045923095788	24/6
S9579	6.5ST19/AMB/LED/E26/23K/120V	6.5	ST19	E26	120	Amber	2300K	650	80	5 3/8	15K	045923095795	24/6
S9585	4.5ST19/AMB/LED/E26/22K/120V	4.5	ST19	E26	120	Amber	2200K	380	80	5 1/2	15K	045923095856	24/6
S9967	4ST19/SPIRAL/LED/AMB/120V	4	ST19	E26	120	Amber	2200K	240	80	5 1/4	15K	045923099670	24/6
S9583	4.5A19/AMB/LED/E26/22K/120V	4.5	A19	E26	120	Amber	2200K	380	80	4 1/8	15K	045923095832	24/6
S9966	4A19/SPIRAL/LED/AMB/120V	4	A19	E26	120	Amber	2200K	220	80	4 1/16	15K	045923099663	24/6
S9584	4.5G25/AMB/LED/E26/22K/120V	4.5	G25	E26	120	Amber	2200K	380	80	4 3/8	15K	045923095849	24/6
S9968	4G30/SPIRAL/LED/AMB/120V	4	G30	E26	120	Amber	2200K	240	80	5 7/16	15K	045923099687	24/6
S9969	4G40/SPIRAL/LED/AMB/120V	4	G40	E26	120	Amber	2200K	240	80	6 5/8	15K	045923099694	24/6
S9588	6.5T9/AMB/LED/E26/22K/120V	6.5	T9	E26	120	Amber	2200K	620	80	12	15K	045923095887	24/6
S9971	4T9/SPIRAL/LED/AMB/120V	4	T9	E26	120	Amber	2200K	240	80	7 3/16	15K	045923099717	24/6
S9873	2.5T6/AMB/LED/E12/22K/120V	2.5	T6	E12	120	Amber	2200K	150	80	3 3/16	15K	045923098734	24/6
S9986	3.5CTA/AMB/LED/22K/120V	3.5	C11	E12	120	Amber	2200K	300	80	4 5/16	15K	045923099861	24/6
S9987	3.5CFA/AMB/LED/22K/120V	3.5	CA11	E12	120	Amber	2200K	300	80	5	15K	045923099878	24/6
S9970	2ETC/SPIRAL/LED/AMB/120V	2	B10	E26	120	Amber	2200K	90	80	3 1/2	15K	045923099700	24/6

CARDED LED LAMPS

Blister
Carded



Carded LED lamps

Applications / Features

- General purpose
- Vintage style
- Miniatures
- Decorative
- Direct replacements for incandescent lamps
- LED replacements use 80% less energy
- Long life—15,000 hours
- Carded for peg board planograms
- Tray packs for shelf merchandising



S8615
A15



S8616
A19



S8609, S8613
C11



S8610, S8614
CA11



S8611, S8612
ST19

Carded LED Lamps



Item Number	Lamp Description	W	Bulb Type	Base	V	Finish	CCT	Lm	Life/Hrs.	UPC	Cards
S8615*	4.5A15/CL/LED/E26/27K/ES/120V	4.5	A15	E26	120	Clear	2700K	450	15K	045923086151	12/1
S8616*	7A19/CL/LED/E26/27K/ES/120V	7	A19	E26	120	Clear	2700K	810	15K	045923086168	12/1
S8609*	4.5WETC/LED/27K/120V	4.5	C11	E26	120	Clear	2700K	450	15K	045923086090	12/1
S8613	3.5WCTC/LED/27K/CL/120V	3.5	C11	E12	120	Clear	2700K	350	15K	045923086137	12/1
S8610*	4.5WEFC/LED/27K/120V	4.5	CA11	E26	120	Clear	2700K	450	15K	045923086106	12/1
S8614	3.5WCFC/LED/27K/CL/120V	3.5	CA11	E12	120	Clear	2700K	350	15K	045923086144	12/1
S8611	6.5ST19/CL/LED/E26/27K/120V	6.5	ST19	E26	120	Clear	2700K	810	15K	045923086113	12/1
S8612	4.5ST19/AMB/LED/E26/22K/120V	4.5	ST19	E26	120	Amber	2200K	380	15K	045923086120	12/1

CARDED SPECIALTY LED LAMPS

Carded specialty LED lamps

Applications / Features

- Sign bulbs
- Indicator
- Nightlights
- Decorative lamps
- Non-dimmable
- Direct replacements for incandescent & specialty lamps
- LED replacements use 80% less energy
- Wet location
- Long life—25,000 hours
- 3 Year warranty



S11

Decorative

A15



Carded Specialty LED Lamps

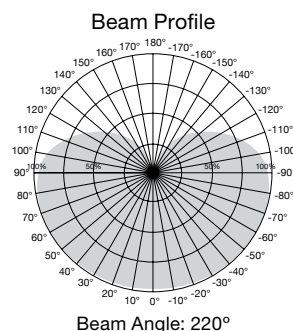
Item Number	Lamp Description	W	Base	V	Finish	CCT	Lm	M.O.L. (Inches)	Life/Hrs.	UPC	Cards
S9150	1.4W A15/CL/LED/120V/CD	1.4	Med.	120	Clear	2700K	36	3 1/16	25K	045923091506	12/1
S9151	1.4W A15/FR/LED/120V/CD	1.4	Med.	120	Frost	2700K	45	3 1/16	25K	045923091513	12/1
S9152	1W CTC/LED/120V/CD	1.0	Cand.	120	Clear	2700K	25	3 9/16	25K	045923091520	12/1
S9153	1W CFC/LED/120V/CD	1.0	Cand.	120	Clear	2700K	25	3 7/8	25K	045923091537	12/1
S9154	1.4W ETC/LED/120V/CD	1.4	Med.	120	Clear	2700K	36	3 13/16	25K	045923091544	12/1
S9155	1W CTD/LED/CRYSTAL/120V/CD	1.0	Cand.	120	Clear	2700K	25	3 9/16	25K	045923091551	12/1
S9156	0.5W C7/CL/LED/120V/CD	0.5	Cand.	120	Clear	2700K	14	2 1/16	25K	045923091568	12/1
S9157	0.5W C7/WH/LED/120V/CD	0.5	Cand.	120	White	2700K	14	2 1/16	25K	045923091575	12/1
S9158	1.4W G16.5/CL/LED/120V/CD	1.4	Med.	120	Clear	2700K	36	2 3/4	25K	045923091582	12/1
S9159	1.4W G16.5/WH/LED/120V/CD	1.4	Med.	120	White	2700K	45	2 13/16	25K	045923091599	12/1
S9160	1.2W S11/CL/LED/120V/CD	1.2	Med.	120	Clear	2700K	32	2 5/16	25K	045923091605	12/1
S9161	1.2W S11/WH/LED/120V/CD	1.2	Med.	120	White	2700K	40	2 5/16	25K	045923091612	12/1
S9162	1.2W S11/BL/LED/120V/CD	1.2	Med.	120	Blue	—	—	2 5/16	25K	045923091629	12/1
S9163	1.2W S11/GR/LED/120V/CD	1.2	Med.	120	Green	—	—	2 5/16	25K	045923091636	12/1
S9164	1.2W S11/OR/LED/120V/CD	1.2	Med.	120	Orange	—	—	2 5/16	25K	045923091643	12/1
S9165	1.2W S11/RED/LED/120V/CD	1.2	Med.	120	Red	—	—	2 5/16	25K	045923091650	12/1
S9166	1.2W S11/Y/LED/120V/CD	1.2	Med.	120	Yellow	—	—	2 5/16	25K	045923091667	12/1
S9167	1.0W S11/CL/LED/E17/120V/CD	1.0	Inter.	120	Clear	2700K	28	2 5/16	25K	045923091674	12/1
S9168	1.0W S11/WH/LED/E17/120V/CD	1.0	Inter.	120	White	2700K	35	2 5/16	25K	045923091681	12/1
S9169	1.4W S14/Y/LED/120V/CD	1.4	Med.	120	Yellow	—	—	3 5/16	25K	045923091698	12/1
S9170	1.4W S14/RED/LED/120V/CD	1.4	Med.	120	Red	—	—	3 5/16	25K	045923091704	12/1
S9171	1.4W S14/GR/LED/120V/CD	1.4	Med.	120	Green	—	—	3 5/16	25K	045923091711	12/1
S9172	1.4W S14/BL/LED/120V/CD	1.4	Med.	120	Blue	—	—	3 5/16	25K	045923091728	12/1
S9173	1.4W S14/OR/LED/120V/CD	1.4	Med.	120	Orange	—	—	3 5/16	25K	045923091735	12/1
S9174	1.4W S14/CL/LED/120V/CD	1.4	Med.	120	Clear	2700K	36	3 5/16	25K	045923091742	12/1
S9175	1.4W S14/FR/LED/120V/CD	1.4	Med.	120	Frost	2700K	45	3 5/16	25K	045923091759	12/1
S9176	0.8W T6/FR/LED/120V/CD	0.8	Cand.	120	Frost	2700K	25	2 1/16	25K	045923091766	12/1
S9177	0.8W T6/CL/LED/120V/CD	0.8	Cand.	120	Clear	2700K	20	2 1/16	25K	045923091773	12/1

40 & 60W replacement omni-directional LED A19 lamps

Direct replacements for
40 Watt & 60 Watt
incandescent lamps

Applications / Features

- Indoor residential and commercial lighting
- Direct replacement for 40–60 Watt incandescent lamps, uses only 6–10 Watts
- Innovative design—smooth heat sink design to resemble traditional incandescent lamp
- 2700K, 3000K, 3500K, 4000K and 5000K options
- Damp location
- Long life—25,000 hours
- Approved for totally enclosed fixtures
- E26 & GU24 base options
- 3 Year warranty



Omni-Directional A19 LED Lamps - Dimmable



Item Number	Lamp Description	W	V	CRI	CCT	Lm	Bm	M.O.L. (Inches)	Life/Hrs.	UPC	Pack
S29830*	6A19/OMNI/220/LED/27K	6	120	80	2700K	480	220°	4 5/16	25K	045923298301	24/6
S29831*	6A19/OMNI/220/LED/30K	6	120	80	3000K	480	220°	4 5/16	25K	045923298318	24/6
S29832*	6A19/OMNI/220/LED/35K	6	120	80	3500K	480	220°	4 5/16	25K	045923298325	24/6
S29833*	6A19/OMNI/220/LED/40K	6	120	80	4000K	480	220°	4 5/16	25K	045923298332	24/6
S29834*	6A19/OMNI/220/LED/50K	6	120	80	5000K	480	220°	4 5/16	25K	045923298349	24/6
S29835*	9.8A19/OMNI/220/LED/27K	9.8	120	80	2700K	800	220°	4 5/16	25K	045923298356	24/6
S29836*	9.8A19/OMNI/220/LED/30K	9.8	120	80	3000K	800	220°	4 5/16	25K	045923298363	24/6
S29837*	9.8A19/OMNI/220/LED/35K	9.8	120	80	3500K	800	220°	4 5/16	25K	045923298370	24/6
S29838*	9.8A19/OMNI/220/LED/40K	9.8	120	80	4000K	800	220°	4 5/16	25K	045923298387	24/6
S29839*	9.8A19/OMNI/220/LED/50K	9.8	120	80	5000K	800	220°	4 5/16	25K	045923298394	24/6
S29840*	9.8A19/OMNI/220/LED/27K/GU24	9.8	120	80	2700K	800	220°	4 5/16	25K	045923298400	24/6
S29841*	9.8A19/OMNI/220/LED/35K/GU24	9.8	120	80	3500K	800	220°	4 5/16	25K	045923298417	24/6
S29842*	9.8A19/OMNI/220/LED/40K/GU24	9.8	120	80	4000K	800	220°	4 5/16	25K	045923298424	24/6
90 CRI											
S9703*	10A19/OMNI/LED/27K/90CRI	10	120	90	2700K	800	220°	4 5/16	25K	045923097034	24/6
S9707*	10A19/OMNI/LED/27K/90CRI/GU24	10	120	90	2700K	800	220°	4 5/16	25K	045923097072	24/6
S9704*	10A19/OMNI/LED/3K/90CRI	10	120	90	3000K	800	220°	4 5/16	25K	045923097041	24/6
S9708*	10A19/OMNI/LED/3K/90CRI/GU24	10	120	90	3000K	800	220°	4 5/16	25K	045923097089	24/6

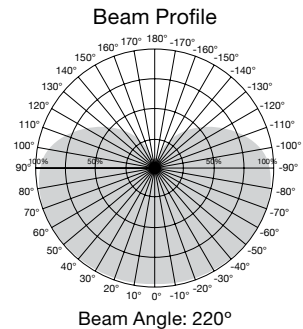
OMNI-DIRECTIONAL LED A19 LAMPS

40 & 60W replacement omni-directional LED A19 lamps

Direct replacements for 40 Watt & 60 Watt incandescent lamps

Applications / Features

- Direct replacement for 40–60 Watt incandescent lamps, uses only 6–9.5 Watts
- Direct replacement for 9 & 13 Watt screw-in CFLs
- Indoor residential and commercial lighting
- Damp location
- Approved for totally enclosed fixtures
- 3 Year warranty



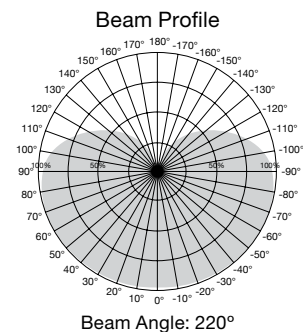
Omni-Directional LED A19 Lamps - Non-Dimmable

Item Number	Lamp Description	W	V	CRI	CCT	Lm	Bm	M.O.L. (Inches)	Life/Hrs.	UPC	Pack
S9590*	6A19/LED/2700K/120V	6	120	80	2700K	480	220°	4 5/16	15K	045923095900	24/6
S9591*	6A19/LED/3000K/120V	6	120	80	3000K	480	220°	4 5/16	15K	045923095917	24/6
S9592*	6A19/LED/5000K/120V	6	120	80	5000K	480	220°	4 5/16	15K	045923095924	24/6
S9593*	9.5A19/LED/2700K/120V	9.5	120	80	2700K	800	220°	4 5/16	15K	045923095931	24/6
S9594*	9.5A19/LED/3000K/120V	9.5	120	80	3000K	800	220°	4 5/16	15K	045923095948	24/6
S9595*	9.5A19/LED/5000K/120V	9.5	120	80	5000K	800	220°	4 5/16	15K	045923095955	24/6

60W replacement omni-directional LED 120–277V A19 lamps

Applications / Features

- Indoor residential and commercial lighting
- Down lighting
- Display lighting
- Accent lighting
- Direct replacement for 60 Watt incandescent lamps, uses only 8.5 Watts
- Direct replacement for 13 Watt screw-in CFL
- Innovative design—smooth heat sink design to resemble traditional incandescent lamp
- 2700K, 3000K, 4000K and 5000K options
- Damp location
- Approved for enclosed fixtures
- 3 year warranty



Omni-Directional LED A19 Lamps - Non-Dimmable

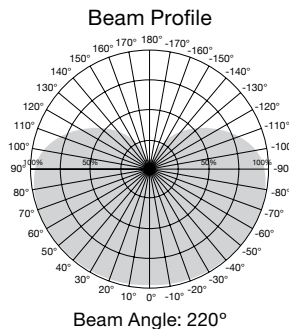
Item Number	Lamp Description	W	V	CRI	CCT	Lm	Bm	M.O.L. (Inches)	Life/Hrs.	UPC	Pack
S8914*	8.5A19/LED/27K /120-277V	8.5	120-277	80	2700K	800	220°	4 5/16	25K	045923089145	24/6
S8915*	8.5A19/LED/30K /120-277V	8.5	120-277	80	3000K	800	220°	4 5/16	25K	045923089152	24/6
S8916	8.5A19/LED/40K /120-277V	8.5	120-277	80	4000K	800	220°	4 5/16	25K	045923089169	24/6
S8920	8.5A19/LED/50K /120-277V	8.5	120-277	80	5000K	800	220°	4 5/16	25K	045923089206	24/6

75W replacement omni-directional LED A19 lamps

Direct replacement for
75 Watt incandescent lamps

Applications / Features

- Indoor residential and commercial lighting
- Direct replacement for 75 Watt incandescent lamps, uses only 11 Watts
- Damp Location
- Approved for totally enclosed fixtures
- 3 Year warranty



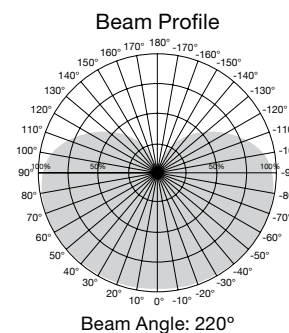
Omni-Directional LED A19 Lamps - Dimmable

Item Number	Lamp Description	W	V	CRI	CCT	Lm	Bm	M.O.L. (Inches)	Life/Hrs.	UPC	Pack
S29810*	11A19/LED/2700K/1100L/120V/D	11	120	80	2700K	1100	220°	4 5/16	25K	045923298103	24/6
S29811*	11A19/LED/3000K/1100L/120V/D	11	120	80	3000K	1100	220°	4 5/16	25K	045923298110	24/6
S29812*	11A19/LED/4000K/1100L/120V/D	11	120	80	4000K	1100	220°	4 5/16	25K	045923298127	24/6
S29813*	11A19/LED/5000K/1100L/120V/D	11	120	80	5000K	1100	220°	4 5/16	25K	045923298134	24/6
S29814*	11A19/LED/2700K/120V/D/GU24	11	120	80	2700K	1100	220°	4 5/16	25K	045923298141	24/6
S29804*	11A19/LED/4000K/120V/D/GU24	11	120	80	4000K	1100	220°	4 5/16	25K	45923298042	24/6

75W replacement omni-directional LED A19 lamps

Applications / Features

- Indoor residential and commercial lighting
- Down lighting
- Display lighting
- Accent lighting
- Direct replacement for 75 Watt incandescent and 18W CFL lamps, uses only 11.5 Watts
- Damp location
- Long life—15,000 hours
- Approved for totally enclosed fixtures
- No UV or IR radiation
- 3 year warranty



Omni-Directional LED A19 Lamps - Non-Dimmable

Item Number	Lamp Description	W	V	CRI	CCT	Lm	Bm	M.O.L. (Inches)	Life/Hrs.	UPC	Pack
S28765*	11.5A19/LED/27K/ND/120V	11.5	120	80	2700K	1100	220°	4 5/16	15K	045923287657	24/6
S28766*	11.5A19/LED/30K/ND/120V	11.5	120	80	3000K	1100	220°	4 5/16	15K	045923287664	24/6
S28767*	11.5A19/LED/40K/ND/120V	11.5	120	80	4000K	1100	220°	4 5/16	15K	045923287671	24/6
S28768*	11.5A19/LED/50K/ND/120V	11.5	120	80	5000K	1100	220°	4 5/16	15K	045923287688	24/6

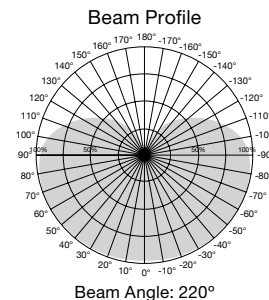
OMNI-DIRECTIONAL LED A19 LAMPS

100W replacement omni-directional LED A19 lamps

Direct replacement for
100 Watt incandescent lamps

Applications / Features

- Indoor residential and commercial lighting
- Direct replacement for 100 Watt incandescent lamps, uses only 15 Watts
- Damp location
- Long life—25,000 hours
- Approved for totally enclosed fixtures
- 3 Year warranty



Omni-Directional LED A19 Lamps - Dimmable

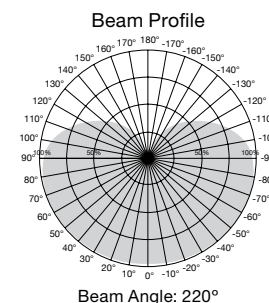
Item Number	Lamp Description	W	V	CRI	CCT	Lm	Bm	M.O.L. (Inches)	Life/Hrs.	UPC	Pack
S29815*	15A19/LED/2700K/1600L/120V/D	15	120	80	2700K	1600	220°	4 5/8	25K	045923298158	24/6
S29816*	15A19/LED/3000K/1600L/120V/D	15	120	80	3000K	1600	220°	4 5/8	25K	045923298165	24/6
S29817*	15A19/LED/4000K/1600L/120V/D	15	120	80	4000K	1600	220°	4 5/8	25K	045923298172	24/6
S29818*	15A19/LED/5000K/1600L/120V/D	15	120	80	5000K	1600	220°	4 5/8	25K	045923298189	24/6
S29819*	15A19/LED/27K/1600/120V/GU24	15	120	80	2700K	1600	220°	4 1/2	25K	045923298196	24/6
S29805*	15A19/LED/40K/1600/120V/GU24	15	120	80	4000K	1600	220°	4 1/2	25K	045923298059	24/6

100W replacement omni-directional LED A19 lamps

Direct replacement for
100 Watt incandescent lamps

Applications / Features

- Indoor residential and commercial lighting
- Direct replacement for 100 Watt incandescent and 23W CFL lamps, uses only 15.5 Watts
- Damp location rated
- Long life—15,000 hours
- Approved for totally enclosed fixtures
- 3 year warranty



Omni-Directional LED A19 Lamps - Non-Dimmable

Item Number	Lamp Description	W	V	CRI	CCT	Lm	Bm	M.O.L. (Inches)	Life/Hrs.	UPC	Pack/Mstr.
S28785*	15.5A19/LED/27K/ND/120V	15.5	120	80	2700K	1600	220°	4 5/8	15K	045923287855	24/6
S28786*	15.5A19/LED/30K/ND/120V	15.5	120	80	3000K	1600	220°	4 5/8	15K	045923287862	24/6
S28787*	15.5A19/LED/40K/ND/120V	15.5	120	80	4000K	1600	220°	4 5/8	15K	045923287879	24/6
S28788*	15.5A19/LED/50K/ND/120V	15.5	120	80	5000K	1600	220°	4 5/8	15K	045923287886	24/6

60W replacement omni-directional LED A19 display pack

Direct replacements for
60 Watt incandescent lamps

Applications / Features

- 60 Watt replacement uses only 9.5 Watts
- Indoor residential and commercial lighting
- Warm white 2700K
- Damp location
- Approved for totally enclosed fixtures
- 3 Year warranty



Sold 72 per display



9.5 Watt Omni-Directional 240° LED A19 Display Packs - Dimmable

Item Number	Lamp Description	W	V	CRI	CCT	Lm	Bm	M.O.L. (Inches)	Life/Hrs.	UPC	Pack/Mstr.
S9629*	9.5A19/LED/2700K/800L/120V/D	9.5	120	80	2700K	800	240°	4 3/8	25K	045923096297	72

Must be ordered in full cases only.

60W replacement omni-directional LED A19 lamp 2-pack display

Great efficiency,
even greater value –
now in convenient 2-packs

Applications / Features

- Indoor residential and commercial lighting
- Great for retail end caps and counter areas
- 60 Watt replacement uses only 9.5 Watts
- Innovative design—smooth heat sink design to resemble traditional incandescent lamp
- 2700K
- Damp location
- Long life—25,000 hours
- Approved for totally enclosed fixtures
- 3 Year warranty



Sold 60 2-Packs
per display



Omni-Directional A19 LED Lamp 2-Packs - Dimmable

Item Number	Lamp Description	W	V	CRI	CCT	Lm	Bm	M.O.L. (Inches)	Life/Hrs.	UPC	Pack
S9699*	9.5A19/LED/2700K/800L/2PK	9.5	120	80+	2700K	800	220°	4 3/16	25K	045923096990	60-2pks

Must be ordered in full cases only.

REPLACEMENT LED A19 4-PACKS

60W, 75W & 100W replacement LED A19 4-packs

Direct replacements for 60W, 75W & 100W incandescent lamps

Applications / Features

- 60 Watt replacement uses only 10 Watts
- 75 Watt replacement uses only 11.5 Watts
- 100 Watt replacement uses only 15.5 Watts
- Indoor residential and commercial lighting
- Direct replacement for 13, 18 & 23W screw-in CFLs
- 2700K, 3000K, 4000K and 5000K options
- Damp location
- Long life
- Approved for totally enclosed fixtures
- 3 Year warranty



S9596, S9589, S9597



S28769, S8770



S28789, S28790

LED A19 4-packs - Non-Dimmable



Item Number	Lamp Description	W	V	CRI	CCT	Lm	Bm	M.O.L. (Inches)	Life/Hrs.	UPC	Pack/Master
60W											
S9596	10A19/LED/2700K/120V/4PK	10	120	80	2700K	800	200°	4 3/16	10K	045923095962	12-4pks
S9589	10A19/LED/3000K/120V/4PK	10	120	80	3000K	800	200°	4 3/16	10K	045923095894	12-4pks
S9558	10A19/LED/4000K/120V/4PK	10	120	80	4000K	800	200°	4 3/16	10K	045923095580	12-4pks
S9597	10A19/LED/5000K/120V/4PK	10	120	80	5000K	800	200°	4 3/16	10K	045923095979	12-4pks
75W											
S28769*	11.5A19/LED/27K/ND/120V/4PK	11.5	120	80	2700K	1100	220°	4 5/16	15K	045923287695	12-4pks
S28770*	11.5A19/LED/50K/ND/120V/4PK	11.5	120	80	5000K	1100	220°	4 5/16	15K	045923287701	12-4pks
100W											
S28789*	15.5A19/LED/27K/ND/120V/4PK	15.5	120	80	2700K	1600	220°	4 5/8	15K	045923287893	12-4pks
S28790*	15.5A19/LED/50K/ND/120V/4PK	15.5	120	80	5000K	1600	220°	4 5/8	15K	045923287909	12-4pks

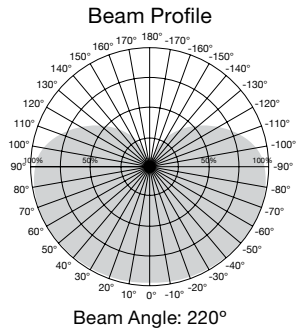
Must be ordered in full cases only.

Omni-directional 3-way LED lamps

Direct replacement for 30/70/100W
3-way incandescent lamps

Applications / Features

- Indoor residential and commercial lighting
- Direct replacement for 30/70/100W 3-Way incandescent lamps, uses only 3/9/12W
- 220° Omni-directional
- 2700K, 3000K, 4000K and 5000K options
- Damp location rated
- Long life—25,000 hours
- Approved for totally enclosed fixtures
- 3 year warranty



Omni-Directional 3-Way LED Lamps

Item Number	Lamp Description	W	V	CRI	CCT	Lumens	Bm	M.O.L. (Inches)	Life/Hrs.	UPC	Pack
S9316*	3/9/12A19/3WAY LED/2700K/120V	3/9/12	120	80	2700K	280/950/1200	220°	4 5/8	25K	045923093166	24/6
S9317*	3/9/12A19/3WAY LED/3000K/120V	3/9/12	120	80	3000K	280/950/1200	220°	4 5/8	25K	045923093173	24/6
S9318	3/9/12A19/3WAY LED/4000K/120V	3/9/12	120	80	4000K	280/950/1200	220°	4 5/8	25K	045923093180	24/6
S9319	3/9/12A19/3WAY LED/5000K/120V	3/9/12	120	80	5000K	280/950/1200	220°	4 5/8	25K	045923093197	24/6

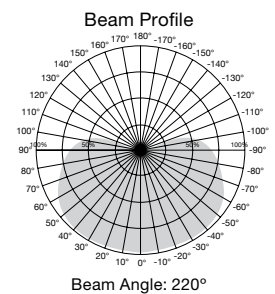
LED A19 colors

Applications / Features

- Indoor residential and commercial lighting
- Party bulbs
- Display lighting
- Accent lighting
- Direct replacement for 25 Watt incandescent lamps, uses only 2 Watts
- Damp location
- Long life—15,000 hours
- Approved for totally enclosed fixtures
- 3 year warranty

Colors for a reason

- Blue—in support of law enforcement / Autism awareness
- Green—in support of veterans
- Yellow—bug lights



Colored Multi-Directional LED Lamps

Item Number	Lamp Description	W	V	CCT	Lm	Bm	M.O.L. (Inches)	Life/Hrs.	UPC	Pack
S9642	2A19/LED/RED/120V	2	120	Red	200	220°	4 3/16	15K	045923096426	24/6
S9643	2A19/LED/GREEN/120V	2	120	Green	200	220°	4 3/16	15K	045923096433	24/6
S9644	2A19/LED/BLUE/120V	2	120	Blue	200	220°	4 3/16	15K	045923096440	24/6
S9645	2A19/LED/YELLOW/120V	2	120	Yellow	200	220°	4 3/16	15K	045923096457	24/6

OMNI-DIRECTIONAL A15 & DECORATIVE LED LAMPS

40W replacement omni-directional LED lamps

Direct replacement for 40 Watt A15 appliance/fan lamps

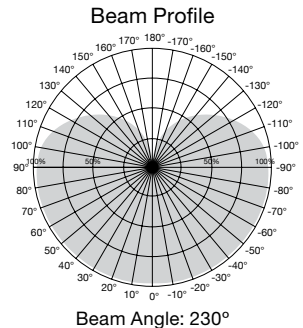
Applications / Features

- Indoor residential and commercial lighting
- Direct replacement for 40 Watt A15 incandescent lamps, uses only 5.5 Watts
- Dimmable
- 230° Omni-directional
- 2700K, 3000K, 4000K and 5000K options
- Damp location rated
- Long life—25,000 hours
- Approved for totally enclosed fixtures
- 3 year warranty



E17 Base

E26 Base



Omni-Directional LED Lamps

Item Number	Lamp Description	W	V	CRI	CCT	Lm	Bm	M.O.L. (Inches)	Life/ Hrs.	UPC	Pack
S9030*	5.5A15/LED/2700K/120V	5.5	120	80	2700K	450	230°	3 7/16	25K	045923090301	24/6
S9031*	5.5A15/LED/3000K/120V	5.5	120	80	3000K	450	230°	3 7/16	25K	045923090318	24/6
S9032	5.5A15/LED/4000K/120V	5.5	120	80	4000K	450	230°	3 7/16	25K	045923090325	24/6
S9033	5.5A15/LED/5000K/120V	5.5	120	80	5000K	450	230°	3 7/16	25K	045923090332	24/6
S9064	5.5A15/LED/2700K/E17/120V	5.5	120	80	2700K	450	230°	3 7/16	25K	045923090646	24/6
S9065	5.5A15/LED/3000K/E17/120V	5.5	120	80	3000K	450	230°	3 1/2	25K	045923090653	24/6
S9067	5.5A15/LED/4000K/E17/120V	5.5	120	80	4000K	450	230°	3 1/2	25K	045923090677	24/6
S9068	5.5A15/LED/5000K/E17/120V	5.5	120	80	5000K	450	230°	3 1/2	25K	045923090684	24/6

Decorative LED lamps

Applications / Features

- 25W candle replacement uses only 2.8 Watts
- 40W candle replacement uses only 4.5 Watts
- Accent lighting
- Pendant lighting
- Dimmable
- Damp location
- Approved for totally enclosed fixtures
- 3 Year warranty



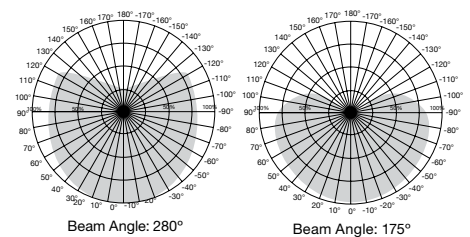
S8951, S8952, S8950, S9618

S8953

S9200, S9201, S9202, S9203, S9619

Candle Beam Profile

Globe Beam Profile



Decorative LED Lamps

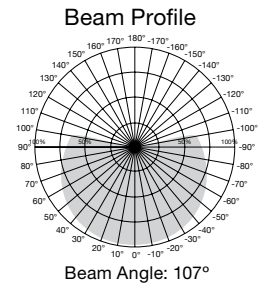
Item Number	Lamp Description	W	V	CRI	CCT	Lm	Bm	M.O.L. (Inches)	Life/ Hrs.	UPC	Pack
S8950†	2.8CTC/LED/3000K/E12/120V	2.8	120	80	3000K	165	280°	3 3/4	25K	045923089503	12/1
S8951†*	4.5CTC/LED/2700K/E12/120V	4.5	120	80	2700K	300	280°	3 3/4	25K	045923089510	12/1
S8952†*	4.5CTC/LED/3000K/E12/120V	4.5	120	80	3000K	300	280°	3 3/4	25K	045923089527	12/1
S8953†*	4.5ETC/LED/3000K/E26/120V	4.5	120	80	3000K	300	280°	3 3/4	25K	045923089534	12/1
90 CRI											
S9618*	5CTC/LED/2700K/E12/120V	5	120	90	2700K	325	280°	3 3/4	25K	045923096181	12/1
S9200*	6G25/LED/2700K/E26	6	120	80	2700K	450	175°	4 1/4	25K	045923090523	24/6
S9201*	6G25/LED/3000K/E26	6	120	80	3000K	450	175°	4 1/4	25K	045923090530	24/6
S9202	6G25/LED/4000K/E26	6	120	80	4000K	450	175°	4 1/4	25K	045923090691	24/6
S9203	6G25/LED/5000K/E26	6	120	80	5000K	450	175°	4 1/4	25K	045923092039	24/6
90 CRI											
S9619*	6G25/LED/2700K/90/E26	6	120	90	2700K	390	175°	4 1/4	25K	045923096198	24/6

LED REFLECTOR LAMPS

Satco 6.5W R20 LED reflectors 80 & 90 CRI

Applications / Features

- 50R20 replacement uses only 6.5 Watts
- Indoor residential and commercial lighting
- Dimmable
- Damp location
- 3 Year warranty



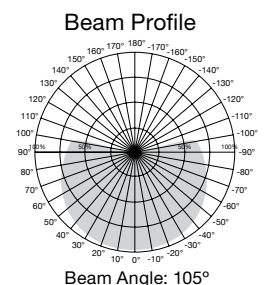
6.5W R20 LED Reflectors

Item Number	Lamp Description	W	V	CRI	CCT	Lm	Bulb Type	M.O.L. (Inches)	Life/Hrs.	UPC	Pack
S9630*	6.5R20/LED/2700K/525L/120V	6.5	120	80	2700K	525	R20	3 15/16	25K	045923096303	24/6
S9631*	6.5R20/LED/3000K/525L/120V	6.5	120	80	3000K	525	R20	3 15/16	25K	045923096310	24/6
S9632*	6.5R20/LED/4000K/525L/120V	6.5	120	80	4000K	525	R20	3 15/16	25K	045923096327	24/6
S9633*	6.5R20/LED/5000K/525L/120V	6.5	120	80	5000K	525	R20	3 15/16	25K	045923096334	24/6
90 CRI											
S9614*	6.5R20/LED/2700K/450L/90CRI	6.5	120	90	2700K	450	R20	3 15/16	25K	045923096143	24/6

Satco 9.5W BR30 LED reflectors 80 & 90 CRI

Applications / Features

- 65BR30 replacement uses only 9.5 Watts
- Indoor residential and commercial lighting
- Display lighting
- New one piece, lighter weight design
- Dimmable
- Damp location
- 3 Year warranty



9.5W BR30 LED Reflectors

Item Number	Lamp Description	W	V	CRI	CCT	Lm	Bulb Type	M.O.L. (Inches)	Life/Hrs.	UPC	Pack
S9620*	9.5BR30/LED/2700K/750L/120V/D	9.5	120	80	2700K	750	BR30	5 3/16	25K	045923096204	12/6
S9621*	9.5BR30/LED/3000K/750L/120V/D	9.5	120	80	3000K	750	BR30	5 3/16	25K	045923096211	12/6
S9622*	9.5BR30/LED/4000K/750L/120V/D	9.5	120	80	4000K	750	BR30	5 3/16	25K	045923096228	12/6
S9623*	9.5BR30/LED/5000K/750L/120V/D	9.5	120	80	5000K	750	BR30	5 3/16	25K	045923096235	12/6
S9624*	9.5BR30/LED/2700K/GU24/750L/120V	9.5	120	80	2700K	750	BR30	4 15/16	25K	045923096242	12/6
S9627	9.5BR30/LED/3000K/GU24/750L/120V	9.5	120	80	3000K	750	BR30	4 15/16	25K	045923096273	12/6
90 CRI											
S9625*	9.5BR30/LED/2700K/650L/120V/D	9.5	120	90	2700K	650	BR30	5 3/16	25K	045923096259	12/6
S9626*	9.5BR30/LED/2700K/GU24/650L/120V	9.5	120	90	2700K	650	BR30	4 15/16	25K	045923096266	12/6

LED REFLECTOR LAMPS

Satco LED 10W BR30

Applications / Features

- 65W BR30 replacement uses only 10 Watts
- Indoor residential and commercial lighting
- 2700K
- Dimmable
- Damp location
- 3 Year warranty



Sold 48 per display



10W BR30 LED Reflector Display Packs



Item Number	Lamp Description	W	V	CRI	CCT	Lm	M.O.L. (Inches)	Life/Hrs.	UPC	Pack/Master
S9628*	10BR30/LED/2700K/700L/120V/D	10	120	80	2700K	700	5 3/16	25K	045923096280	48

Must be ordered in full cases only.

Satco LED 8W BR30 2-pack display

Great efficiency,
even greater value –
now in convenient 2-packs

Applications / Features

- Indoor residential and commercial lighting
- Great for retail end caps or counter areas
- 65 Watt replacement uses only 8 Watts
- 2700K
- Dimmable*
- Long life–25,000 hours
- High efficiency
- 3 year warranty**
- ENERGY STAR certified



Sold 24 2-Packs
per display



8W BR30 LED 2-Pack Display



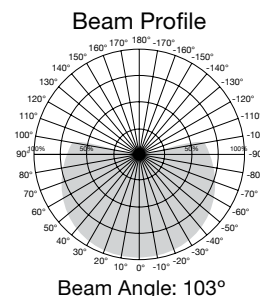
Item Number	Lamp Description	W	V	CRI	CCT	Lm	Bm	M.O.L. (Inches)	Life/Hrs.	UPC	Pack/Mstr.
S9698*	8BR30/LED/2700K/650L/2PK	8	120	80+	2700K	650	105°	5 3/16	25K	045923096983	24-2pks

Must be ordered in full case quantity

Satco 11.5W & 16.5W BR40 LED reflectors 80 & 90 CRI

Applications / Features

- 65W BR40 replacement uses only 11.5 Watts
- 85W BR40 replacement uses only 16.5 Watts
- Indoor residential and commercial lighting
- Dimmable
- Damp location
- 3 Year warranty



11.5W & 16.5W BR40 LED Reflectors



Item Number	Lamp Description	W	V	CRI	CCT	Lm	Bulb Type	M.O.L. (Inches)	Life/Hrs.	UPC	Pack
S9634*	11.5BR40/LED/2700K/940L/120V	11.5	120	80	2700K	940	BR40	6 7/16	25K	045923096341	12/6
S9635*	11.5BR40/LED/3000K/940L/120V	11.5	120	80	3000K	940	BR40	6 7/16	25K	045923096358	12/6
S9636*	11.5BR40/LED/4000K/940L/120V	11.5	120	80	4000K	940	BR40	6 7/16	25K	045923096365	12/6
S9637*	11.5BR40/LED/5000K/940L/120V	11.5	120	80	5000K	940	BR40	6 7/16	25K	045923096372	12/6
S9638*	16.5BR40/LED/2700K/1200L/120V	16.5	120	80	2700K	1200	BR40	6 7/16	25K	045923096389	12/6
S9639*	16.5BR40/LED/3000K/1200L/120V	16.5	120	80	3000K	1200	BR40	6 7/16	25K	045923096396	12/6
S9640*	16.5BR40/LED/4000K/1200L/120V	16.5	120	80	4000K	1200	BR40	6 7/16	25K	045923096402	12/6
S9641*	16.5BR40/LED/5000K/1200L/120V	16.5	120	80	5000K	1200	BR40	6 7/16	25K	045923096419	12/6
90 CRI											
S9615*	16.5BR40/LED/2700K/1075L/90CRI	16.5	120	90	2700K	1075	BR40	6 7/16	25K	045923096150	12/6

Satco 7W LED PAR20 - amber

Applications / Features

- Solid state LED lighting
- Reflector replacement lamp
- Long life-25,000 hours
- Amber color - 620nm - Sea turtle friendly



7W LED PAR20 - Amber

Item Number	Lamp Description	W	V	CCT	Lm	Bm	M.O.L. (Inches)	Life/Hrs.	UPC	Pack/Master
S9188	7PAR20/LED/40'/AMBER/120V	7	120	AMBER	340	40°	3 1/4	25K	045923091889	24/6

LED PAR LAMPS

Familiar appearance.
High efficiency.
Direct replacements.

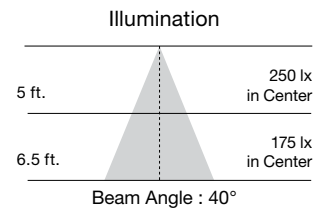
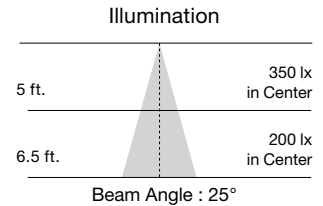
Introducing Satco LED PAR Lamps.
LED efficiency, indoors or out.

Satco LED PAR lamps have the familiar look of the Halogen PAR lamps they replace, but deliver the high efficiency that only LEDs can. With the silvered reflector, traditional lens pattern, and exact dimensions of older Halogen PARs, Satco LED PARs represent an exact replacement. The only difference will be the greatly reduced energy and maintenance costs!

7W LED PAR20 lamps

Applications / Features

- 50W PAR20 replacement uses only 7 Watts
- Down lighting
- Track lighting
- Dimmable
- IP65 Listed - indoor/outdoor
- Approved for totally enclosed fixtures
- 3 Year warranty



LED PAR Lamps

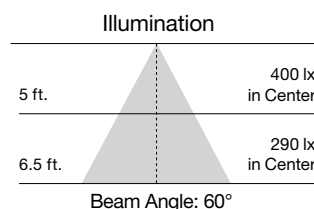
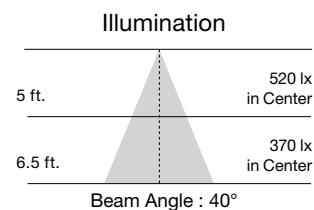
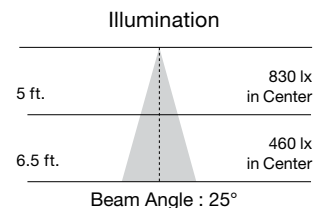


Item Number	Lamp Description	W	V	CRI	CCT	Color Temp.	Lm	Bm	M.O.L. (Inches)	Life/Hrs.	UPC	Pack
LED PAR20 - Replaces 50W												
S9400*	7PAR20/LED/25'/2700K/120V/SP	7	120	80	2700K	Warm White	525	25°	3 1/16	25K	045923094002	24/6
S9401*	7PAR20/LED/25'/3000K/120V/SP	7	120	80	3000K	Soft White	525	25°	3 1/16	25K	045923094019	24/6
S9402*	7PAR20/LED/25'/3500K/120V/SP	7	120	80	3500K	Neutral White	525	25°	3 1/16	25K	045923094026	24/6
S9403*	7PAR20/LED/25'/4000K/120V/SP	7	120	80	4000K	Cool White	525	25°	3 1/16	25K	045923094033	24/6
S9404*	7PAR20/LED/25'/5000K/120V/SP	7	120	80	5000K	Natural Light	525	25°	3 1/16	25K	045923094040	24/6
S9405*	7PAR20/LED/40'/2700K/120V/FL	7	120	80	2700K	Warm White	525	40°	3 1/16	25K	045923094057	24/6
S9406*	7PAR20/LED/40'/3000K/120V/FL	7	120	80	3000K	Soft White	525	40°	3 1/16	25K	045923094064	24/6
S9407*	7PAR20/LED/40'/3500K/120V/FL	7	120	80	3500K	Neutral White	525	40°	3 1/16	25K	045923094071	24/6
S9408*	7PAR20/LED/40'/4000K/120V/FL	7	120	80	4000K	Cool White	525	40°	3 1/16	25K	045923094088	24/6
S9409*	7PAR20/LED/40'/5000K/120V/FL	7	120	80	5000K	Natural Light	525	40°	3 1/16	25K	045923094095	24/6
90 CRI												
S9485*	7PAR20/LED/40'/2700K/90CRI	7	120	90	2700K	Warm White	470	40°	3	25K	045923094859	24/6

13W LED PAR30 short neck lamps

Applications / Features

- 50W PAR30 short neck replacement uses only 13 Watts
- Down lighting
- Track lighting
- Dimmable
- IP65 Listed - indoor/outdoor
- Approved for totally enclosed fixtures
- 3 Year warranty



LED PAR Lamps



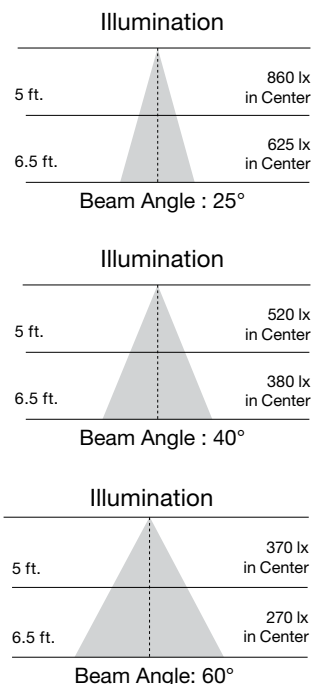
Item Number	Lamp Description	W	V	CRI	CCT	Color Temp.	Lm	Bm	M.O.L. (Inches)	Life/Hrs.	UPC	Pack
LED PAR30 Short Neck - Replaces 50W												
S9410*	13PAR30/SN/LED/25/2700K/120V/SP	13	120	80	2700K	Warm White	1000	25°	3 3/8	25K	045923094101	12/6
S9411*	13PAR30/SN/LED/25/3000K/120V/SP	13	120	80	3000K	Soft White	1000	25°	3 3/8	25K	045923094118	12/6
S9412*	13PAR30/SN/LED/25/3500K/120V/SP	13	120	80	3500K	Neutral White	1000	25°	3 3/8	25K	045923094125	12/6
S9413*	13PAR30/SN/LED/25/4000K/120V/SP	13	120	80	4000K	Cool White	1000	25°	3 3/8	25K	045923094132	12/6
S9414*	13PAR30/SN/LED/25/5000K/120V/SP	13	120	80	5000K	Natural Light	1000	25°	3 3/8	25K	045923094149	12/6
S9415*	13PAR30/SN/LED/40/2700K/120V/FL	13	120	80	2700K	Warm White	1000	40°	3 3/8	25K	045923094156	12/6
S9416*	13PAR30/SN/LED/40/3000K/120V/FL	13	120	80	3000K	Soft White	1000	40°	3 3/8	25K	045923094163	12/6
S9417*	13PAR30/SN/LED/40/3500K/120V/FL	13	120	80	3500K	Neutral White	1000	40°	3 3/8	25K	045923094170	12/6
S9418*	13PAR30/SN/LED/40/4000K/120V/FL	13	120	80	4000K	Cool White	1000	40°	3 3/8	25K	045923094187	12/6
S9419*	13PAR30/SN/LED/40/5000K/120V/FL	13	120	80	5000K	Natural Light	1000	40°	3 3/8	25K	045923094194	12/6
S9420*	13PAR30/SN/LED/60/2700K/120V/WFL	13	120	80	2700K	Warm White	1000	60°	3 3/8	25K	045923094200	12/6
S9421*	13PAR30/SN/LED/60/3000K/120V/WFL	13	120	80	3000K	Soft White	1000	60°	3 3/8	25K	045923094217	12/6
S9422*	13PAR30/SN/LED/60/3500K/120V/WFL	13	120	80	3500K	Neutral White	1000	60°	3 3/8	25K	045923094224	12/6
S9423*	13PAR30/SN/LED/60/4000K/120V/WFL	13	120	80	4000K	Cool White	1000	60°	3 3/8	25K	045923094231	12/6
S9424*	13PAR30/SN/LED/60/5000K/120V/WFL	13	120	80	5000K	Natural Light	1000	60°	3 3/8	25K	045923094248	12/6
90 CRI												
S9486*	13PAR30/SN/LED/40/2700K/90CRI	13	120	90	2700K	Warm White	820	40°	3 3/8	25K	045923094866	12/6

LED PAR LAMPS

13W LED PAR30 long neck lamps

Applications / Features

- 75W PAR30 long neck replacement uses only 13 Watts
- Down lighting
- Track lighting
- Dimmable
- IP65 Listed - indoor/outdoor
- Approved for totally enclosed fixtures
- 3 Year warranty



LED PAR Lamps



Item Number	Lamp Description	W	V	CRI	CCT	Color Temp.	Lm	Bm	M.O.L. (Inches)	Life/Hrs.	UPC	Pack
LED PAR30 Long Neck - Replaces 75W												
S9425*	13PAR30/LN/LED/25/2700K/120V/SP	13	120	80	2700K	Warm White	1000	25°	4 9/16	25K	045923094255	12/6
S9426*	13PAR30/LN/LED/25/3000K/120V/SP	13	120	80	3000K	Soft White	1000	25°	4 9/16	25K	045923094262	12/6
S9427*	13PAR30/LN/LED/25/3500K/120V/SP	13	120	80	3500K	Neutral White	1000	25°	4 9/16	25K	045923094279	12/6
S9428*	13PAR30/LN/LED/25/4000K/120V/SP	13	120	80	4000K	Cool White	1000	25°	4 9/16	25K	045923094286	12/6
S9429*	13PAR30/LN/LED/25/5000K/120V/SP	13	120	80	5000K	Natural Light	1000	25°	4 9/16	25K	045923094293	12/6
S9430*	13PAR30/LN/LED/40/2700K/120V/FL	13	120	80	2700K	Warm White	1000	40°	4 9/16	25K	045923094309	12/6
S9431*	13PAR30/LN/LED/40/3000K/120V/FL	13	120	80	3000K	Soft White	1000	40°	4 9/16	25K	045923094316	12/6
S9432*	13PAR30/LN/LED/40/3500K/120V/FL	13	120	80	3500K	Neutral White	1000	40°	4 9/16	25K	045923094323	12/6
S9433*	13PAR30/LN/LED/40/4000K/120V/FL	13	120	80	4000K	Cool White	1000	40°	4 9/16	25K	045923094330	12/6
S9434*	13PAR30/LN/LED/40/5000K/120V/FL	13	120	80	5000K	Natural Light	1000	40°	4 9/16	25K	045923094347	12/6
S9435*	13PAR30/LN/LED/60/2700K/120V/WFL	13	120	80	2700K	Warm White	1000	60°	4 9/16	25K	045923094354	12/6
S9436*	13PAR30/LN/LED/60/3000K/120V/WFL	13	120	80	3000K	Soft White	1000	60°	4 9/16	25K	045923094361	12/6
S9437*	13PAR30/LN/LED/60/3500K/120V/WFL	13	120	80	3500K	Neutral White	1000	60°	4 9/16	25K	045923094378	12/6
S9438*	13PAR30/LN/LED/60/4000K/120V/WFL	13	120	80	4000K	Cool White	1000	60°	4 9/16	25K	045923094385	12/6
S9439*	13PAR30/LN/LED/60/5000K/120V/WFL	13	120	80	5000K	Natural Light	1000	60°	4 9/16	25K	045923094392	12/6
90 CRI												
S9487*	13PAR30/LN/LED/40/2700K/90CRI	13	120	90	2700K	Warm White	820	40°	4 19/32	25K	045923094873	12/6

LED PAR LAMPS

15 & 18W LED PAR38 lamps

Applications / Features

- 90 & 100W PAR38 replacement uses only 15-18 Watts
- Down lighting
- Track lighting
- Dimmable
- IP65 Listed - indoor/outdoor
- Approved for totally enclosed fixtures
- 3 Year warranty



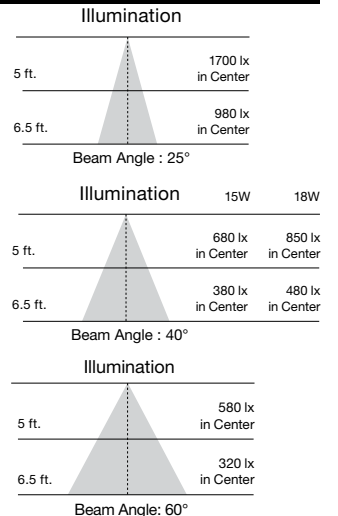
S9480

S9481

S9482

S9483

S9484



LED PAR Lamps


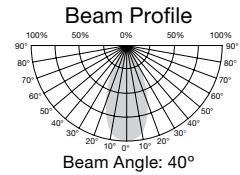
Item Number	Lamp Description	W	V	CRI	CCT	Color Temp.	Lm	Bm	M.O.L. (Inches)	Life/Hrs.	UPC	Pack
LED PAR38 - Replaces 90W												
S9440*	15PAR38/LED/25'/2700K/120V/SP	15	120	80	2700K	Warm White	1200	25°	5 3/16	25K	045923094408	12/6
S9441*	15PAR38/LED/25'/3000K/120V/SP	15	120	80	3000K	Soft White	1200	25°	5 3/16	25K	045923094415	12/6
S9442*	15PAR38/LED/25'/3500K/120V/SP	15	120	80	3500K	Neutral White	1200	25°	5 3/16	25K	045923094422	12/6
S9443*	15PAR38/LED/25'/4000K/120V/SP	15	120	80	4000K	Cool White	1200	25°	5 3/16	25K	045923094439	12/6
S9444*	15PAR38/LED/25'/5000K/120V/SP	15	120	80	5000K	Natural Light	1200	25°	5 3/16	25K	045923094446	12/6
S9445*	15PAR38/LED/40'/2700K/120V/FL	15	120	80	2700K	Warm White	1200	40°	5 3/16	25K	045923094453	12/6
S9446*	15PAR38/LED/40'/3000K/120V/FL	15	120	80	3000K	Soft White	1200	40°	5 3/16	25K	045923094460	12/6
S9447*	15PAR38/LED/40'/3500K/120V/FL	15	120	80	3500K	Neutral White	1200	40°	5 3/16	25K	045923094477	12/6
S9448*	15PAR38/LED/40'/4000K/120V/FL	15	120	80	4000K	Cool White	1200	40°	5 3/16	25K	045923094484	12/6
S9449*	15PAR38/LED/40'/5000K/120V/FL	15	120	80	5000K	Natural Light	1200	40°	5 3/16	25K	045923094491	12/6
S9450*	15PAR38/LED/60'/2700K/120V/WFL	15	120	80	2700K	Warm White	1200	60°	5 3/16	25K	045923094507	12/6
S9451*	15PAR38/LED/60'/3000K/120V/WFL	15	120	80	3000K	Soft White	1200	60°	5 3/16	25K	045923094514	12/6
S9452*	15PAR38/LED/60'/3500K/120V/WFL	15	120	80	3500K	Neutral White	1200	60°	5 3/16	25K	045923094521	12/6
S9453*	15PAR38/LED/60'/4000K/120V/WFL	15	120	80	4000K	Cool White	1200	60°	5 3/16	25K	045923094538	12/6
S9454*	15PAR38/LED/60'/5000K/120V/WFL	15	120	80	5000K	Natural Light	1200	60°	5 3/16	25K	045923094545	12/6
90 CRI												
S9488*	15PAR38/LED/40'/2700K/90CRI	15	120	90	2700K	Warm White	1000	40°	5 3/16	25K	045923094880	12/6
LED PAR38 - Replaces 100W												
S9455*	18PAR38/LED/40'/3000K/120V/FL	18	120	80	3000K	Soft White	1400	40°	5 3/16	25K	045923094552	12/6
S9456*	18PAR38/LED/40'/4000K/120V/FL	18	120	80	4000K	Cool White	1400	40°	5 3/16	25K	045923094569	12/6
LED PAR38 - Non-Dimmable 2 Pack - Replaces 90W												
S9457*	15PAR38/LED/60'/3000K/120V/2PK	15	120	80	3000K	Soft White	1150	60°	5 3/16	25K	045923094576	8-2pks
LED PAR38 - Colors												
S9480	15PAR38/LED/40'/RED/120V	15	120	—	—	Red	—	40°	5 3/16	25K	045923094804	12/6
S9481	15PAR38/LED/40'/GREEN/120V	15	120	—	—	Green	—	40°	5 3/16	25K	045923094811	12/6
S9482	15PAR38/LED/40'/BLUE/120V	15	120	—	—	Blue	—	40°	5 3/16	25K	045923094828	12/6
S9483	15PAR38/LED/40'/AMBER/120V	15	120	—	—	Amber	—	40°	5 3/16	25K	045923094835	12/6
S9484	15PAR38/LED/40'/YELLOW/120V	15	120	—	—	Yellow	—	40°	5 3/16	25K	045923094842	12/6

LED PAR16 & MR11 LAMPS

LED PAR16 4.5 & 6.5W lamps

Applications / Features

- 45W & 60W Halogen PAR16 lamp replacement uses only 4.5-6.5 Watts
- Indoor residential and commercial lighting
- Down lighting
- Accent lighting
- Pendant lighting
- Dimmable
- Damp location
- Approved for totally enclosed fixtures
- 3 Year warranty



LED PAR16 Lamps

Item Number	Lamp Description	W	V	CRI	CCT	Lm	Bm	M.O.L. (Inches)	Life/Hrs.	UPC	Pack
S9386	4.5PAR16/LED/40°/3000K/120V	4.5	120	80	3000K	370	40°	2 7/8	25K	045923093869	12/1
S9387	4.5PAR16/LED/40°/5000K/120V	4.5	120	80	5000K	370	40°	2 7/8	25K	045923093876	12/1
S9388	6.5PAR16/LED/40°/3000K/120V	6.5	120	80	3000K	520	40°	2 7/8	25K	045923093883	12/1
S9389	6.5PAR16/LED/40°/5000K/120V	6.5	120	80	5000K	520	40°	2 7/8	25K	045923093890	12/1

1.6W & 3W, 12V LED MR11 lamps

Applications / Features

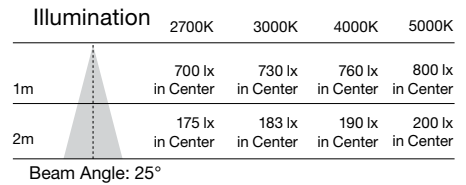
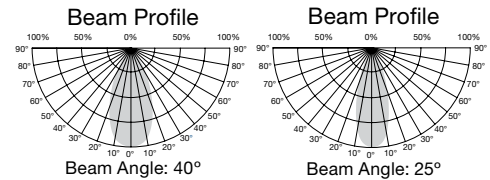
- 20 Watt MR11 replacement, uses up to 3 Watts
- Indoor residential and commercial lighting
- Down lighting
- Accent lighting
- Pendant lighting
- Non-dimmable
- Damp location
- Approved for totally enclosed fixtures*
- 3 Year warranty



S9280, S9281,
S9282, S9283



S9550, S9551



3W, 12V LED MR11 Lamps With GU4 Base

Item Number	Lamp Description	W	V	CRI	CCT	Lm	Bm	M.O.L. (Inches)	Life/Hrs.	UPC	Pack
S9280*	3MR11/LED/25°/2700K/12V	3	12	80	2700K	210	25°	1 1/2	25K	045923092800	12/1
S9281*	3MR11/LED/25°/3000K/12V	3	12	80	3000K	220	25°	1 1/2	25K	045923092817	12/1
S9282*	3MR11/LED/25°/4000K/12V	3	12	80	4000K	230	25°	1 1/2	25K	045923092824	12/1
S9283*	3MR11/LED/25°/5000K/12V	3	12	80	5000K	240	25°	1 1/2	25K	045923092831	12/1
S9550	LED/1.6MR11/40°/3000K/12V/D	1.6	12	80	3000K	200	40°	1 1/2	25K	045923095504	20/1
S9551	LED/1.6MR11/40°/5000K/12V/D	1.6	12	80	5000K	200	40°	1 1/2	25K	045923095511	20/1

*Visit www.satco.com for details.

MR16 LED LAMPS

LED MR16 lamps

Applications / Features

- Down lighting
- Accent lighting
- Pendant lighting
- Dimmable
- 3 Year warranty



S9490, S9491, S9492, S9493, S9494, S9495, S9496, S9497, S9498, S9499, S9616



S8635, S8636, S8637, S8638, S8639, S8640, S8641, S8642, S8643, S8644



S9552, S9553

LED MR16 Lamps



Item Number	Lamp Description	W	V	CRI	CCT	Lm	Bm	M.O.L. (Inches)	Life/ Hrs.	UPC	Pack
S9552	LED/3MR16/40'/3000K/12V/D	3	12	80	3000K	330	40°	2	25K	045923095528	20/1
S9553	LED/3MR16/40'/5000K/12V/D	3	12	80	5000K	330	40°	2	25K	045923095535	20/1
S9490†*	6.5MR16/LED/25'/27K/12V	6.5	12	80	2700K	500	25°	1 ¾	25K	045923094903	12/1
S9491†*	6.5MR16/LED/25'/30K/12V	6.5	12	80	3000K	500	25°	1 ¾	25K	045923094910	12/1
S9492†	6.5MR16/LED/25'/35K/12V	6.5	12	80	3500K	500	25°	1 ¾	25K	045923094927	12/1
S9493†	6.5MR16/LED/25'/40K/12V	6.5	12	80	4000K	500	25°	1 ¾	25K	045923094934	12/1
S9494†	6.5MR16/LED/25'/50K/12V	6.5	12	80	5000K	500	25°	1 ¾	25K	045923094941	12/1
S9495†*	6.5MR16/LED/40'/27K/12V	6.5	12	80	2700K	500	40°	1 ¾	25K	045923094958	12/1
S9496†*	6.5MR16/LED/40'/30K/12V	6.5	12	80	3000K	500	40°	1 ¾	25K	045923094965	12/1
S9497†*	6.5MR16/LED/40'/35K/12V	6.5	12	80	3500K	500	40°	1 ¾	25K	045923094972	12/1
S9498†*	6.5MR16/LED/40'/40K/12V	6.5	12	80	4000K	500	40°	1 ¾	25K	045923094989	12/1
S9499†*	6.5MR16/LED/40'/50K/12V	6.5	12	80	5000K	500	40°	1 ¾	25K	045923094996	12/1
90 CRI											
S9616†*	6.5MR16/LED/40'/30K/12V/90CRI	6.5	12	90	3000K	450	40°	1 ¾	25K	045923094965	12/1
Single Optic - 75W Replacement											
S8635	8MR16/LED/15'/27K/90CRI/12V	8	12	90	2700K	490	15°	1 7/8	25K	045923086359	12/1
S8636	8MR16/LED/15'/30K/90CRI/12V	8	12	90	3000K	490	15°	1 7/8	25K	045923086366	12/1
S8637	8MR16/LED/15'/35K/90CRI/12V	8	12	90	3500K	490	15°	1 7/8	25K	045923086373	12/1
S8638	8MR16/LED/15'/40K/90CRI/12V	8	12	90	4000K	490	15°	1 7/8	25K	045923086380	12/1
S8639	8MR16/LED/15'/50K/90CRI/12V	8	12	90	5000K	490	15°	1 7/8	25K	045923086397	12/1
S8640*	8MR16/LED/40'/27K/90CRI/12V	8	12	90	2700K	490	40°	1 7/8	25K	045923086403	12/1
S8641*	8MR16/LED/40'/30K/90CRI/12V	8	12	90	3000K	490	40°	1 7/8	25K	045923086410	12/1
S8642	8MR16/LED/40'/35K/90CRI/12V	8	12	90	3500K	490	40°	1 7/8	25K	045923086427	12/1
S8643	8MR16/LED/40'/40K/90CRI/12V	8	12	90	4000K	490	40°	1 7/8	25K	045923086434	12/1
S8644	8MR16/LED/40'/50K/90CRI/12V	8	12	90	5000K	490	40°	1 7/8	25K	045923086441	12/1

All 12V MR16 lamps are compatible with electronic and magnetic transformers. Visit www.satco.com for compatibility information.

MR16 GU10 & LED SPECIALTY LAMPS

MR16 GU10 LED lamps

Applications / Features

- Down lighting
- Accent lighting
- Pendant lighting
- Dimmable
- 3 Year warranty



MR16 GU10 LED Lamps

Item Number	Lamp Description	W	V	CRI	CCT	Lm	Bm	M.O.L. (Inches)	Life/Hrs.	UPC	Pack
S9380†*	4.5MR16/LED/40°/30K/120V/GU10	4.5	120	80	3000K	370	40°	2 3/16	25K	045923093807	12/1
S9381†	4.5MR16/LED/40°/50K/120V/GU10	4.5	120	80	5000K	370	40°	2 3/16	25K	045923093814	12/1
S9382†	6.5MR16/LED/40°/27K/120V/GU10	6.5	120	80	2700K	500	40°	2 3/16	25K	045923093821	12/1
S9383†*	6.5MR16/LED/40°/30K/120V/GU10	6.5	120	80	3000K	500	40°	2 3/16	25K	045923093838	12/1
S9384†	6.5MR16/LED/40°/40K/120V/GU10	6.5	120	80	4000K	500	40°	2 3/16	25K	045923093845	12/1
S9385†*	6.5MR16/LED/40°/50K/120V/GU10	6.5	120	80	5000K	500	40°	2 3/16	25K	045923093852	12/1

LED replacements for Halogen G4, G9 and BA15S lamps

Applications / Features

- Solid state LED lighting
- High efficacy
- Long life—15,000 hours
- Omni-directional light
- G9 Dimmable and non-dimmable
- Damp location
- G4, BA15S
- 3 Year warranty



G9
S9226, S9227,
S9228, S9229



G4
S9220,
S9221



BA15S
S9222,
S9223



G9
S9224,
S9225



LED Replacements for Halogen G4, G9 and BA15S Lamps

Item Number	Lamp Description	W	V	Base	CRI	CCT	Lm	M.O.L. (Inches)	Life/Hrs.	UPC	Pack
G4 Bi-Pin											
S9220	LED/2.3W/JC/G4/3000K	2.3	12	G4	80	3000K	180	1 3/4	15K	045923092206	50/1
S9221	LED/2.3W/JC/G4/5000K	2.3	12	G4	80	5000K	180	1 3/4	15K	045923092213	50/1
BA15S											
S9222	LED/2.3W/BA15S/3000K	2.3	12	BA15S	80	3000K	180	2	15K	045923092220	50/1
S9223	LED/2.3W/BA15S/5000K	2.3	12	BA15S	80	5000K	180	2	15K	045923092237	50/1
G9											
S9224*	LED/3.0W/G9/220L/3000K/DIM	3	120	G9	80	3000K	220	2 1/8	15K	045923092244	50/1
S9225*	LED/3.0W/G9/220L/5000K/DIM	3	120	G9	80	5000K	220	2 1/8	15K	045923092251	50/1
S9226	LED/5.0W/G9/450L/3000K	5	120	G9	80	3000K	450	2 1/8	15K	045923092268	20/1
S9227	LED/5.0W/G9/450L/5000K	5	120	G9	80	5000K	450	2 1/8	15K	045923092275	20/1
S9228*	LED/5.0W/G9/360L/3000K/DIM	5	120	G9	80	3000K	360	2 1/8	15K	045923092282	20/1
S9229*	LED/5.0W/G9/360L/5000K/DIM	5	120	G9	80	5000K	360	2 1/8	15K	045923092299	20/1

Silicon LED replacements for Halogen BA15S, E11, G4, G6.35, G8 & G9 lamps

Applications / Features

- Solid state LED lighting
- High efficacy
- Long life
- Omni-directional light
- Dimmable



BA15S
S8688,
S8689

E11
S8684,
S8685,
S8686,
S8687

G4
S8600,
S9542,
S9543

G6.35
S8601,
S9544,
S9545

G8
S8680,
S8681

G9
S9546,
S9547,

G9
S8602,
S8682,
S8683,
S9548,
S9549



Silicon LED Replacements for Halogen BA15S, E11, G4, G6.35, G8 & G9 Lamps


Item Number	Lamp Description	W	V	Finish	Base	CRI	CCT	Lm	M.O.L. (Inches)	Life/Hrs.	UPC	Pack
BA15S												
S8688	LED/3W/BA15S/CL/3K/12V	3	12	Clear	BA15S	80	3000K	330	1 5/16	25K	045923086885	20/1
S8689	LED/3W/BA15S/CL/5K/12V	3	12	Clear	BA15S	80	5000K	330	1 5/16	25K	045923086892	20/1
E11												
S8684	LED/4W/E11/MC/CL/3K/120V	4	120	Clear	E11	80	3000K	480	2 5/16	25K	045923086847	20/1
S8685	LED/4W/E11/MC/CL/5K/120V	4	120	Clear	E11	80	5000K	480	2 5/16	25K	045923086854	20/1
S8686	LED/4W/E11/MC/FR/3K/120V	4	120	Frost	E11	80	3000K	460	2 5/16	25K	045923086861	20/1
S8687	LED/4W/E11/MC/FR/5K/120V	4	120	Frost	E11	80	5000K	460	2 5/16	25K	045923086878	20/1
G4 Bi-Pin												
S9542	LED/1.6W/JC/G4/12V/3000K/200L/360°D	1.6	12	Clear	G4	80	3000K	200	1 7/16	25K	045923095429	20/1
S8600	LED/1.6W/JC/G4/12V/3K/CARDED	1.6	12	Clear	G4	80	3000K	200	1 7/16	25K	045923086007	12/1
S9543	LED/1.6W/JC/G4/12V/5000K/200L/360°D	1.6	12	Clear	G4	80	5000K	200	1 7/16	25K	045923095436	20/1
G6.35												
S9544	LED/3W/JC/G6.35/12V/3000K/300L/360°D	3	12	Clear	G6.35	80	3000K	300	1 5/8	25K	045923095443	20/1
S8601	LED/3W/JC/G6.35/12V/3K/CARDED	3	12	Clear	G6.35	80	3000K	300	1 5/8	25K	045923086014	12/1
S9545	LED/3W/JC/G6.35/12V/5000K/300L/360°D	3	12	Clear	G6.35	80	5000K	300	1 5/8	25K	045923095450	20/1
G8												
S8680	LED/4W/JC/G8/CL/3K/120V	4	120	Clear	G8	80	3000K	480	2	25K	045923086809	20/1
S8681	LED/4W/JC/G8/CL/5K/120V	4	120	Clear	G8	80	5000K	480	2	25K	045923086816	20/1
G9												
S9546	LED/1.6W/JCD/G9/120V/3000K/D	1.6	120	Clear	G9	80	3000K	200	1 7/8	25K	045923095467	20/1
S9547	LED/1.6W/JCD/G9/120V/5000K/D	1.6	120	Clear	G9	80	5000K	200	1 7/8	25K	045923095474	20/1
S9548	LED/4W/JCD/G9/120V/3000K/D	4	120	Clear	G9	80	3000K	480	2 7/16	25K	045923095481	20/1
S8602	LED/4W/JCD/G9/120V/3K/CARDED	4	120	Clear	G9	80	3000K	480	2 7/16	25K	045923086021	12/1
S8682	LED/4W/JCD/G9/FR/3000K/120V	4	120	Frost	G9	80	3000K	460	2 7/16	25K	045923086823	20/1
S9549	LED/4W/JCD/G9/120V/5000K/D	4	120	Clear	G9	80	5000K	480	2 7/16	25K	045923095498	20/1
S8683	LED/4W/JCD/G9/FR/5000K/120V	4	120	Frost	G9	80	5000K	460	2 7/16	25K	045923086830	20/1

LED RECESSED DOWNLIGHT RETROFITS

4" LED recessed downlight retrofits

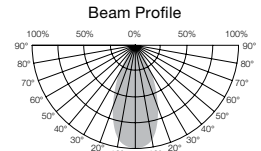
Applications / Features

- Residential
- Office
- Retail
- Hospitality
- Solid state LED lighting
- Direct replacement for reflector lamps
- Dimmable
- Long life—50,000 hours
- 5 Year warranty
- c-UL-us damp location listed - Gimbal
- c-UL-us wet location listed - Baffle
- ENERGY STAR® certified*

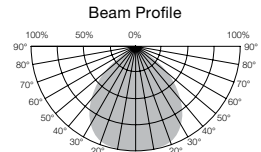
E26 Adapter included  (S9001)
 GU10 Adapter sold separately (S9000)



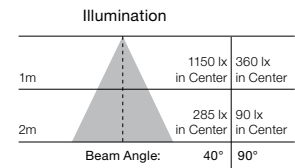
4" Downlight Gimbal



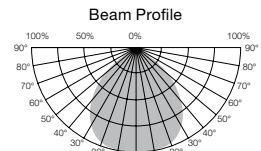
Beam Angle: 40°



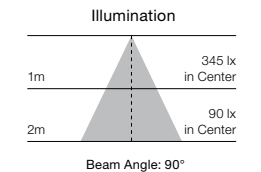
Beam Angle: 90°



4" Downlight Baffle



Beam Angle: 90°



4" LED Recessed Downlight Retrofits



Item Number	Lamp Description	W	V	CRI	CCT	Lm	Bm	M.O.L. (Inches)	Life/Hrs.	UPC	Pack
S9713*	9.5WLED/RDL/4"/27K/120V	9.5	120	90	2700K	600	90°	2 7/8	50K	045923097133	16/1
S9714*	9.5WLED/RDL/4"/30K/120V	9.5	120	90	3000K	600	90°	2 7/8	50K	045923097140	16/1
S9744	9.5WLED/RDL/4"/30K/BN/120V	9.5	120	90	3000K	600	90°	2 7/8	50K	045923097447	16/1
S9715*	9.5WLED/RDL/4"/40K/120V	9.5	120	90	4000K	630	90°	2 7/8	50K	045923097157	16/1
S9716*	9.5WLED/RDL/4"/50K/120V	9.5	120	90	5000K	630	90°	2 7/8	50K	045923097164	16/1

4" LED Gimbal Retrofits


S29463*	9WLED/DIR/4/40'/27K/120V	9	120	90	2700K	600	40°	3 5/16	50K	045923294631	8/1
S29464*	9WLED/DIR/4/40'/30K/120V	9	120	90	3000K	600	40°	3 5/16	50K	045923294648	8/1
S29465*	9WLED/DIR/4/40'/40K/120V	9	120	90	4000K	600	40°	3 5/16	50K	045923294655	8/1
S29466*	9WLED/DIR/4/90'/27K/120V	9	120	90	2700K	600	90°	3 5/16	50K	045923294662	8/1
S29467*	9WLED/DIR/4/90'/30K/120V	9	120	90	3000K	600	90°	3 5/16	50K	045923294679	8/1
S29468*	9WLED/DIR/4/90'/40K/120V	9	120	90	4000K	600	90°	3 5/16	50K	045923294686	8/1

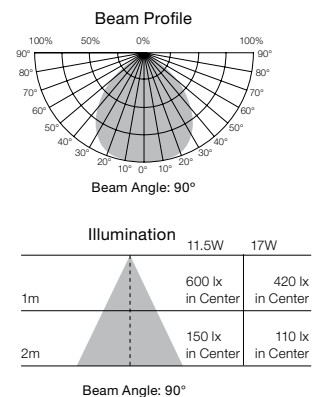
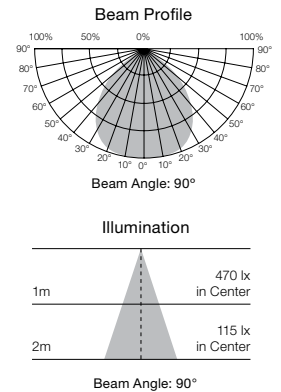
5", 6" LED recessed downlight retrofits

Applications / Features

- Residential
- Office
- Retail
- Hospitality
- Solid state LED lighting
- Direct replacement for reflector lamps
- Dimmable
- Long life—50,000 hours
- High efficiency/ Environmentally friendly
- 5 Year warranty
- c-UL-us damp location listed - Gimbal
- c-UL-us wet location listed - Baffle
- ENERGY STAR® certified*

E26 Adapter included (S9001)
 GU24 Adapter sold separately (S8999)
 GU10 Adapter sold separately (S9000)

 Pressure bracket (80/2676) alternate installation option included.



5 1/2" LED Recessed Downlight Retrofits



Item Number	Lamp Description	W	V	CRI	CCT	Lm	Bm	M.O.L. (Inches)	Life/Hrs.	UPC	Pack
S9724*	11.5WLED/RDL/5"-6"/27K/120V	11.5	120	90	2700K	800	90°	3 7/16	50K	045923097249	8/1
S9725*	11.5WLED/RDL/5"-6"/30K/120V	11.5	120	90	3000K	800	90°	3 7/16	50K	045923097256	8/1
S9745	11.5WLED/RDL/5"-6"/30K/BN/120V	11.5	120	90	3000K	800	90°	3 7/16	50K	045923097454	8/1
S9726*	11.5WLED/RDL/5"-6"/40K/120V	11.5	120	90	4000K	840	90°	3 7/16	50K	045923097263	8/1
S9727*	11.5WLED/RDL/5"-6"/50K/120V	11.5	120	90	5000K	840	90°	3 7/16	50K	045923097270	8/1
S9740*	17WLED/RDL/5"-6"/27K/120V	17	120	90	2700K	1200	90°	3 7/16	50K	045923097409	8/1
S9741*	17WLED/RDL/5"-6"/30K/120V	17	120	90	3000K	1200	90°	3 7/16	50K	045923097416	8/1
S9742*	17WLED/RDL/5"-6"/40K/120V	17	120	90	4000K	1260	90°	3 7/16	50K	045923097423	8/1
S9743*	17WLED/RDL/5"-6"/50K/120V	17	120	90	5000K	1260	90°	3 7/16	50K	045923097430	8/1

5 1/2" LED Gimbal Retrofits

S29472*	12WLED/DIR/5"-6"/27K/120V	12	120	90	2700K	800	90°	4 1/4	50K	045923094729	8/1
S29473*	12WLED/DIR/5"-6"/30K/120V	12	120	90	3000K	800	90°	4 1/4	50K	045923094736	8/1
S29474*	12WLED/DIR/5"-6"/40K/120V	12	120	90	4000K	840	90°	4 1/4	50K	045923094743	8/1

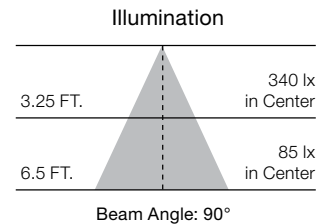
LED RECESSED DOWNLIGHT RETROFITS

Satco value series 5"/6" LED recessed downlight retrofits

Applications / Features

- Residential
- Office
- Retail
- Hospitality
- Solid state LED lighting
- Direct replacement for reflector lamps
- Dimmable**
- Long life—35,000 hours
- High efficiency/environmentally friendly
- c-UL-us classified
- Wet location
- 5 year warranty
- ENERGY STAR® certified*

E26 Adapter included



5"/6" LED Recessed Downlight Retrofits



Item Number	Lamp Description	W	V	CRI	CCT	Lm	Bm	M.O.L. (Inches)	Life/Hrs.	UPC	Pack
S9312*	9WLED/RDL/5-6/27K/120V	9	120	80	2700K	650	90°	3 ¼	35K	045923093128	12/1
S9313*	9WLED/RDL/5-6/30K/120V	9	120	80	3000K	650	90°	3 ¼	35K	045923093135	12/1
S9314*	9WLED/RDL/5-6/40K/120V	9	120	80	4000K	650	90°	3 ¼	35K	045923093142	12/1
S9315*	9WLED/RDL/5-6/50K/120V	9	120	80	5000K	650	90°	3 ¼	35K	045923093159	12/1

**Consult Satco or visit www.satco.com for an up to date dimmer compatibility list.

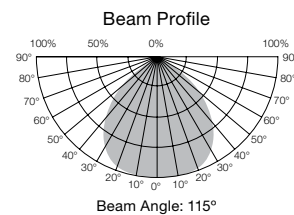
LED RECESSED DOWNLIGHT RETROFITS

Quick Trim™ 4", 5/6" LED recessed downlight retrofit 2-packs

Innovative design—
adjustable neck makes
installation into any
recessed can easy

Applications / Features

- Residential
- Office
- Retail
- Hospitality
- Direct replacement for reflector lamps
- Dimmable**
- Long life—25,000 hours
- Damp location listed
- 5 year warranty
- ENERGY STAR® certified*



illumination	4"	5"-6"
1m	340 lx in Center	420 lx in Center
2m	85 lx in Center	100 lx in Center

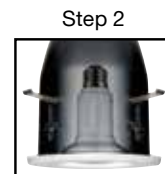
Beam Angle: 115°



Extends to reach the socket.
Retracts to meet the surface.



Screw lamp into
existing socket.



Push into the fixture
until the trim is flush
against surface.

LED Recessed Downlight Retrofit 2-Packs



Item Number	Lamp Description	W	V	CRI	CCT	Lm	Bm	M.O.L. (Inches)	Life/Hrs.	UPC	Pack
S9598*	8.5WLED/4"TRIM/27K/120V/2PK	8.5	120	80	2700K	510	115°	3.8-5.4"	25K	045923095986	12-2pks
S9599*	12WLED/5-6"TRIM/27K/120V/2PK	12	120	80	2700K	800	110°	4.5-6.3"	25K	045923095993	12-2pks


**Consult Satco or visit www.satco.com for an up to date dimmer compatibility list.

LED RECESSED DOWNLIGHT RETROFITS

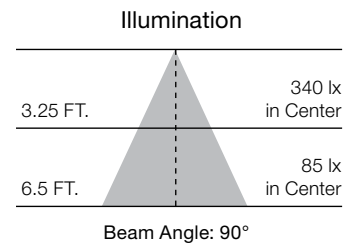
4" LED square trim recessed downlight retrofits

Applications / Features

- Residential
- Office
- Retail
- Hospitality
- 45 Watt replacement uses only 9 Watts
- Direct replacement for reflector lamps
- Dimmable**
- Long life—50,000 hours
- Durable die-cast finish
- c-UL-us classified
- Wet location
- 5 year warranty
- ENERGY STAR® certified*

E26 Adapter included  (S9001)
 GU24 Adapter sold separately (S8999)
 GU10 Adapter sold separately (S9000)

Fits in round cans



4" LED Square Trim Recessed Downlight Retrofits




Item Number	Lamp Description	W	V	CRI	CCT	Lm	Bm	M.O.L. (Inches)	Life/Hrs.	UPC	Pack
S29756*	9WLED/4/SQ/27K/120V	9	120	90	2700K	600	90°	4	50K	045923297564	24/1
S29757*	9WLED/4/SQ/30K/120V	9	120	90	3000K	600	90°	4	50K	045923297571	24/1
S29758*	9WLED/4/SQ/40K/120V	9	120	90	4000K	600	90°	4	50K	045923297588	24/1
S29759*	9WLED/4/SQ/50K/120V	9	120	90	5000K	600	90°	4	50K	045923297595	24/1

**Consult Satco or visit www.satco.com for an up to date dimmer compatibility list.

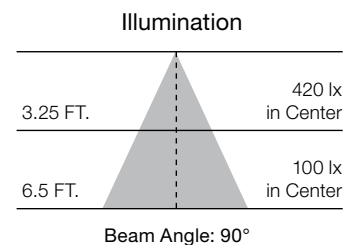
5" / 6" LED square trim recessed downlight retrofits

Applications / Features

- Residential
- Office
- Retail
- Hospitality
- Up to 85 Watt replacement uses only 15 Watts
- Direct replacement for reflector lamps
- Dimmable**
- Long life—50,000 hours
- Durable die-cast finish
- c-UL-us classified
- Wet location
- 5 year warranty
- ENERGY STAR® certified*

E26 Adapter included  (S9001)
 GU24 Adapter sold separately (S8999)
 GU10 Adapter sold separately (S9000)

Fits in round cans



5" / 6" LED Square Trim Recessed Downlight Retrofits



Item Number	Lamp Description	W	V	CRI	CCT	Lm	Bm	M.O.L. (Inches)	Life/Hrs.	UPC	Pack
S29770*	15WLED/5-6/SQ/27K/120V	15	120	90	2700K	1000	90°	5-6	50K	045923297700	12/1
S29771*	15WLED/5-6/SQ/30K/120V	15	120	90	3000K	1000	90°	5-6	50K	045923297717	12/1
S29772*	15WLED/5-6/SQ/40K/120V	15	120	90	4000K	1000	90°	5-6	50K	045923297724	12/1
S29773*	15WLED/5-6/SQ/50K/120V	15	120	90	5000K	1000	90°	5-6	50K	045923297731	12/1

**Consult Satco or visit www.satco.com for an up to date dimmer compatibility list.

LED DIRECT WIRE EDGE-LIT DOWNLIGHTS



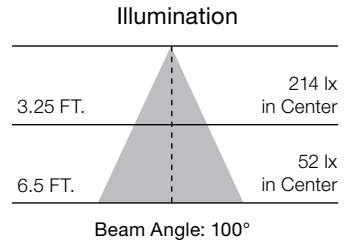
4" LED direct wire edge-lit downlights

Applications / Features

- Residential
- Office
- Retail
- Hospitality
- Drop ceilings
- Remodeling
- Direct replacement for 45 Watt reflector lamps uses only 8.5 Watts
- Edge lit technology
- Slim design
- Integrated j-box for direct wire installation saves time and materials
- Dimmable*
- Long life—40,000 hours
- c-UL-us classified
- Damp location
- 5 year warranty

Highlights

- Easy install spring clips
- IC rated
- Low profile
- No recessed can required



4" LED Direct Wire Edge-Lit Downlights



Item Number	Lamp Description	W	V	CRI	CCT	Lm	Bm	M.O.L. (Inches)	Life/Hrs.	UPC	Pack
S9055*	8.5WLED/DW/EL/4/27K/120V	8.5	120	83	2700K	500	100°	1 3/4	40K	045923090554	12/1
S9056*	8.5WLED/DW/EL/4/30K/120V	8.5	120	83	3000K	500	100°	1 3/4	40K	045923090561	12/1
S9057*	8.5WLED/DW/EL/4/40K/120V	8.5	120	83	4000K	500	100°	1 3/4	40K	045923090578	12/1

*Consult Satco or visit www.satco.com for an up to date dimmer compatibility list.

LED DIRECT WIRE EDGE-LIT DOWNLIGHTS

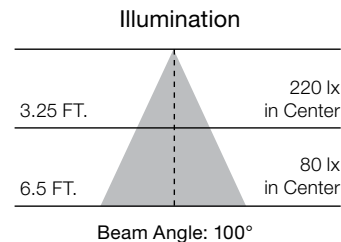
5"/6" LED direct wire edge-lit downlights

Applications / Features

- Residential
- Office
- Retail
- Hospitality
- Drop ceilings
- Remodeling
- Direct replacement for 65 Watt reflector lamps uses only 11.6 Watts
- Edge lit technology
- Slim design
- Integrated j-box for direct wire installation saves time and materials
- Dimmable*
- Long life—40,000 hours
- c-UL-us classified
- Damp location
- 5 year warranty

Highlights

- Easy install spring clips
- IC rated
- Low profile
- No recessed can required



5"/6" LED Direct Wire Edge-Lit Downlights



Item Number	Lamp Description	W	V	CRI	CCT	Lm	Bm	M.O.L. (Inches)	Life/Hrs.	UPC	Pack
S9061*	11.6WLED/DW/EL/5-6/27K/120V	11.6	120	83	2700K	800	100°	1 3/4	40K	045923090615	12/1
S9062*	11.6WLED/DW/EL/5-6/30K/120V	11.6	120	83	3000K	800	100°	1 3/4	40K	045923090622	12/1
S9063*	11.6WLED/DW/EL/5-6/40K/120V	11.6	120	83	4000K	800	100°	1 3/4	40K	045923090639	12/1

*Consult Satco or visit www.satco.com for an up to date dimmer compatibility list.

LED DIRECT WIRE DOWNLIGHTS



Top view



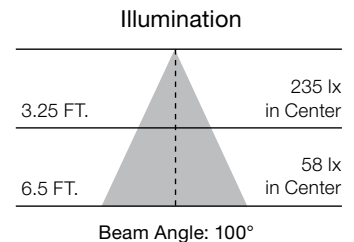
4" LED direct wire downlights

Applications / Features

- Residential
- Office
- Retail
- Hospitality
- Drop ceilings
- Remodeling
- Direct replacement for 45 Watt reflector lamps uses only 7 Watts
- Integrated j-box for direct wire installation saves time and materials
- Dimmable**
- Long life—40,000 hours
- c-UL-us classified
- Wet location
- 5 year warranty
- ENERGY STAR® certified*

Highlights

- Easy install spring clips
- IC rated
- Low profile
- No recessed can required



4" LED Direct Wire Downlights



Item Number	Lamp Description	W	V	CRI	CCT	Lm	Bm	M.O.L. (Inches)	Life/Hrs.	UPC	Pack
S9011*	7WLED/DW/RDL/4/27K/120V	7	120	83	2700K	550	100°	3 ¼	40K	045923090110	12/1
S9012*	7WLED/DW/RDL/4/30K/120V	7	120	83	3000K	550	100°	3 ¼	40K	045923090127	12/1
S9013*	7WLED/DW/RDL/4/40K/120V	7	120	83	4000K	550	100°	3 ¼	40K	045923090134	12/1

**Consult Satco or visit www.satco.com for an up to date dimmer compatibility list.

LED DIRECT WIRE DOWNLIGHTS

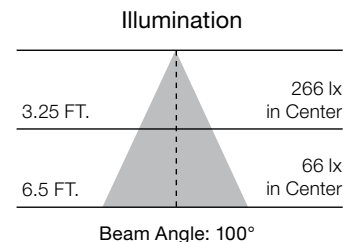
5"/6" LED direct wire downlights

Applications / Features

- Residential
- Office
- Retail
- Hospitality
- Drop ceilings
- Remodeling
- Direct replacement for 65 Watt reflector lamps uses only 9 Watts
- Integrated j-box for direct wire installation saves time and materials
- Dimmable**
- Long life—40,000 hours
- c-UL-us classified
- Wet location
- 5 year warranty
- ENERGY STAR® certified*

Highlights

- Easy install spring clips
- IC rated
- Low profile
- No recessed can required



5"/6" LED Direct Wire Downlights



Item Number	Lamp Description	W	V	CRI	CCT	Lm	Bm	M.O.L. (Inches)	Life/Hrs.	UPC	Pack
S9026*	9WLED/DW/RDL/5-6/27K/120V	9	120	83	2700K	700	100°	3 5/8	40K	045923090264	12/1
S9027*	9WLED/DW/RDL/5-6/30K/120V	9	120	83	3000K	700	100°	3 5/8	40K	045923090271	12/1
S9028*	9WLED/DW/RDL/5-6/40K/120V	9	120	83	4000K	700	100°	3 5/8	40K	045923090288	12/1

**Consult Satco or visit www.satco.com for an up to date dimmer compatibility list.

LED RECESSED DOWNLIGHT RETROFITS

6" Commercial LED recessed downlight retrofits

Applications / Features

- Office
- Retail
- Hospitality
- Manufacturing
- Replace up to 2 x 18W CFLs per fixture
- External driver for simple retrofitting
- Quick connect feature for easy installation
- 120-277 range voltage circuit
- 0-10V dimming
- 90CRI
- Wet location
- c-UL-us Classified
- ENERGY STAR certified*
- 5 Year warranty



Installs into existing frame-in kit.

Set of 3 retaining clips included.



6" Commercial LED Recessed Downlight Retrofits



Item Number	Lamp Description	W	V	CRI	CCT	Lm	Bm	M.O.L. (Inches)	Life/Hrs.	UPC	Pack/Master
S9794*	20WLED/CDL/6/30K/120-277V	20	120-277	90	3000K	1500	40°	6	50K	045923097942	8/1
S9795*	30WLED/CDL/6/30K/120-277V	30	120-277	90	3000K	2000	40°	6	50K	045923097959	8/1

8" Commercial LED recessed downlight retrofits

Applications / Features

- Office
- Retail
- Hospitality
- Manufacturing
- Replace up to 2 x 26W CFLs per fixture
- External driver for simple retrofitting
- Quick connect feature for easy installation
- 120-277 range voltage circuit
- 0-10V dimming
- 90CRI
- Wet location
- c-UL-us Classified
- ENERGY STAR certified*
- 5 Year warranty



Installs into existing frame-in kit.

Set of 3 retaining clips included.



8" Commercial LED Recessed Downlight Retrofits



Item Number	Lamp Description	W	V	CRI	CCT	Lm	Bm	M.O.L. (Inches)	Life/ Hrs.	UPC	Pack/ Master
S9796*	20WLED/CDL/8/30K/120-277V	20	120-277	90	3000K	1500	40°	8	50K	045923097966	4/1
S9797*	30WLED/CDL/8/30K/120-277V	30	120-277	90	3000K	2000	40°	8	50K	045923097973	4/1

12V LED recessed downlight retrofits

Applications / Features

- Residential
- Office
- Retail
- Hospitality
- Dimmable
- Damp location listed - Gimbal
- Wet location listed - Baffle
- Works with magnetic and electronic 12V transformers
- 5 Year warranty



S9729
4" Baffle

Bi-Pin Adapter included



12V LED Recessed Downlight Retrofits

Item Number	Lamp Description	W	V	Base	CRI	CCT	Lm	Bm	M.O.L. (Inches)	Life/Hrs.	UPC	Pack
S9729	7.5WLED/RDL/4"BFL/12V 90CRI 3K	7.5	12	GU5.3	90	3000K	460	90°	2 7/8	35K	045923097294	12/1

LED elevator lamps

Applications / Features

- Elevator lighting
- Display lighting
- Non dimmable
- 3 Year warranty

Not for use with dimmers.

Recommended for use with magnetic transformers.

Compatibility with electronic transformers minimum load requirement must be verified.



S9005

S9004

LED Elevator Lamps

Item Number	Lamp Description	W	V	CRI	CCT	Lm	Bm	M.O.L. (Inches)	Life/Hrs.	UPC	Pack
S9005	2W/GBF/LED/12V/BA15D	2	12	80	3000K	120	40°	1 3/4	30K	045923090059	48/12
S9004	3W/1383/LED/12V/BA15S	3	12	80	3000K	120	40°	2 1/2	30K	045923090042	48/12

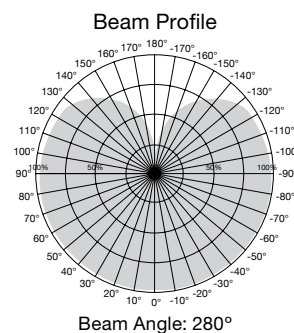
Indoor use only. Not for use in totally enclosed fixtures.

Hi-Pro LED A21 lamps

High lumen, A21 lamps for industrial and commercial applications

Applications / Features

- For use in bollard and post top lighting
- High ceiling recessed lighting
- Replaces high lumen incandescent and CFL lamps
- Dimmable, 120V only*
- Saves over 80% on energy costs
- Advanced heat dissipation design
- Direct wire range voltage 120-277V options
- High efficiency—up to 150 LPW
- 2700 and 5000K options
- Base up, base down or horizontal operation
- Long life—25,000 hours
- 5 Year limited warranty



High Lumen A21 Industrial/Commercial LED Lamps



Item Number	Lamp Description	W	V	CRI	CCT	Lm	Bm	M.O.L. (Inches)	Life/Hrs.	UPC	Pack/Mstr.
S8735*	20WA21/LED/HID/2700K/120V/DIM/E26	20	120	80+	2700K	2900	280°	5	25K	045923087356	24/6
S8736*	20WA21/LED/HID/5000K/120V/DIM/E26	20	120	80+	5000K	3000	280°	5	25K	045923087363	24/6
S8737	20WA21/LED/HID/2700K/120-277V/E26	20	120-277	80+	2700K	2900	280°	5	25K	045923087370	24/6
S8738	20WA21/LED/HID/5000K/120-277V/E26	20	120-277	80+	5000K	3000	280°	5	25K	045923087387	24/6

Accessories

92-406	Mog to Med Socket Reducer for S9750									045923924064	
80-929	Hard Wire Surge Protector									045923809293	

HIGH LUMEN LED LAMPS

Hi-Pro LED lamps

High lumen, omni-directional lamps for industrial and commercial applications

Applications / Features

- Replaces HID, CFL, and Incandescent
- Direct wire range voltage 100-277V
- Approved for totally enclosed fixtures
- IP65 rated
- 3 CCT options
- Base up, base down or horizontal operation
- 5 Year limited warranty



High Lumen Industrial/Commercial LED Lamps



Item Number	Lamp Description	Replaces INC/CFL/HID	W	V	Base Type	CCT	Lm	M.O.L. (Inches)	Life/Hrs.	UPC	Pack
S9670	18W/LED/HID/2700K/100-277V	120/32/70	18	100-277	E26	2700K	2200	6 7/8	50K	045923096709	48
S9390	18W/LED/HID/5000K/100-277V	120/32/70	18	100-277	E26	5000K	2400	6 7/8	50K	045923093906	48
S9678	18W/LED/HID/AMBER/100-277V	—	18	100-277	E26	Amber	—	6 7/8	50K	045923096785	48
S9671	22W/LED/HID/2700K/100-277V	150/40/100	22	100-277	E26	2700K	2680	7 11/16	50K	045923096716	48
S9391	22W/LED/HID/5000K/100-277V	150/40/100	22	100-277	E26	5000K	2950	7 11/16	50K	045923093913	48
S9672	36W/LED/HID/2700K/100-277V	200/55/150	36	100-277	E26	2700K	4390	9 1/4	50K	045923096723	12
S9392	36W/LED/HID/5000K/100-277V	200/55/150	36	100-277	E26	5000K	4800	9 1/4	50K	045923093920	12
S9673*	45W/LED/HID/4000K/120-277V	300/65/175	45	100-277	EX39	4000K	5850	10 3/4	50K	045923096730	12
S9393*	45W/LED/HID/5000K/100-277V	300/65/175	45	100-277	EX39	5000K	6000	10 3/4	50K	045923093937	12
S9674*	54W/LED/HID/4000K/120-277V	300/85/250	54	100-277	EX39	4000K	7020	10 3/4	50K	045923096747	12
S9394*	54W/LED/HID/5000K/100-277V	300/85/250	54	100-277	EX39	5000K	7200	10 3/4	50K	045923093944	12
S9675*	80W/LED/HID/4000K/120-277V	400/100/320	80	100-277	EX39	4000K	10400	9 1/4	50K	045923096754	4
S9395*	80W/LED/HID/5000K/100-277V	400/100/320	80	100-277	EX39	5000K	10640	9 1/4	50K	045923093951	4
S9676*	100W/LED/HID/4000K/100-277V	500/150/400	100	100-277	EX39	4000K	13000	9 5/8	50K	045923096761	4
S9396*	100W/LED/HID/5000K/100-277V	500/150/400	100	100-277	EX39	5000K	13300	9 5/8	50K	045923093968	4
S9677*	120W/LED/HID/4000K/100-277V	750/200/600	120	100-277	EX39	4000K	15600	10 3/8	50K	045923096778	4
S9397*	120W/LED/HID/5000K/100-277V	750/200/600	120	100-277	EX39	5000K	16000	10 3/8	50K	045923093975	4

Accessories

92-406	Mog to Med Socket Reducer	045923924064
80-929	Hard Wire Surge Protector	045923809293

† For minimum compartment size of enclosed fixture visit www.satco.com

Hi-Pro 277-347V high lumen LED lamps

High lumen, omni-directional lamps for industrial and commercial applications

Applications / Features

- Replaces HID, CFL, and Incandescent
- Direct wire range voltage 277-347V
- Approved for totally enclosed fixtures
- IP65 rated
- 5000K
- Beam angle 300°
- CRI 80+
- Base up, base down or horizontal operation
- 5 Year limited warranty



High Lumen Industrial/Commercial 277-347V LED Lamps



Item Number	Lamp Description	W	V	Base Type	CCT	Lm	M.O.L. (Inches)	Life/Hrs.	UPC	Pack
S8710	18W/LED/HID/5000K/277-347V/E26	18	277-347	E26	5000K	2400	6 3/4	40K	045923087103	48
S8711	22W/LED/HID/5000K/277-347V/E26	22	277-347	E26	5000K	2950	6 5/16	40K	045923087110	48
S8712	36W/LED/HID/5000K/277-347V/E26	36	277-347	E26	5000K	4800	9 3/16	40K	045923087127	12
S8713	45W/LED/HID/5000K/277-347V/EX39	45	277-347	EX39	5000K	6000	10 11/16	40K	045923087134	12
S8714	54W/LED/HID/5000K/277-347V/EX39	54	277-347	EX39	5000K	7200	10 11/16	40K	045923087141	12
S8715	80W/LED/HID/5000K/277-347V/EX39	80	277-347	EX39	5000K	10640	9 1/4	40K	045923087158	4
S8716	100W/LED/HID/5000K/277-347V/EX39	100	277-347	EX39	5000K	13300	9 5/8	40K	045923087165	4
S8717	120W/LED/HID/5000K/277-347V/EX39	120	277-347	EX39	5000K	16000	10 3/8	40K	045923087172	4

Accessories

92-406	Mog to Med Socket Reducer								045923924064	
80-935	Hard Wire Surge Protector								045923809354	

† For minimum compartment size of enclosed fixture visit www.satco.com

HIGH LUMEN LED LAMPS

Hi-Pro 12-24V low voltage LED lamps

Low voltage, high lumen, omni-directional lamps for industrial and commercial applications

Applications / Features

- Replaces HID, CFL, and Incandescent
- Direct wire range voltage 12-24V
- Approved for totally enclosed fixtures
- IP64 rated
- 5000K
- Base up, base down or horizontal operation
- 5 Year limited warranty



S9753



S9754



S9755

High Lumen Industrial/Commercial LED Lamps - 12-24V



Item Number	Lamp Description	Replaces INC/HID	W	V	Base Type	CCT	Lm	M.O.L. (Inches)	Life/Hrs.	UPC	Pack
S9753	10W/LED/HID/5000K/12V-24V E26	90/30	10	12-24	E26	5000K	1200	5 13/16	50K	045923097539	48
S9754	14W/LED/HID/5000K/12V-24V E26	150/50	14	12-24	E26	5000K	1680	6 3/16	50K	045923097546	48
S9755	18W/LED/HID/5000K/12V-24V E26	200/70	18	12-24	E26	5000K	2160	7	50K	045923097553	48

† For minimum compartment size of enclosed fixture visit www.satco.com

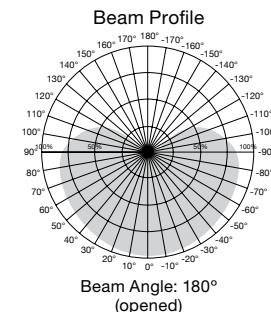
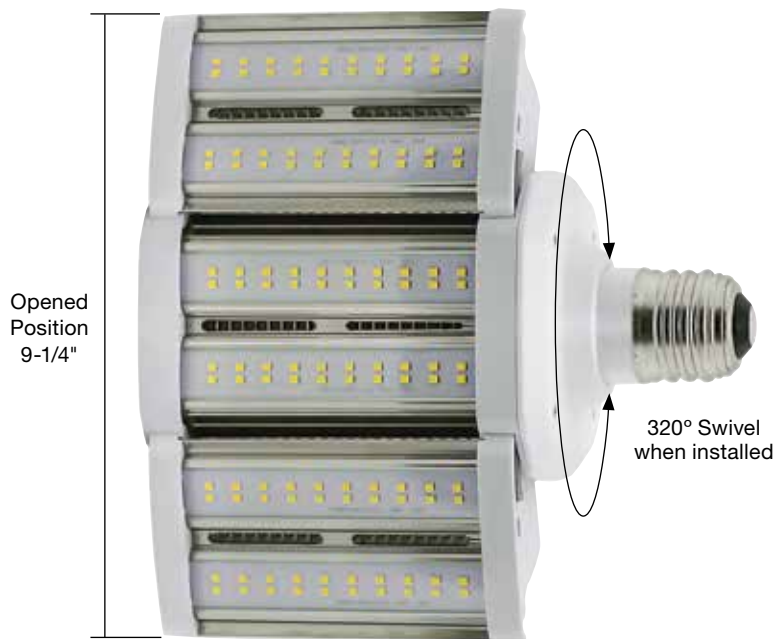
HIGH LUMEN LED LAMPS

Hi-Pro LED shoe box lamp series

High lumen, directional lamps for industrial and commercial fixture applications

Applications / Features

- For use in shoe box fixtures
- 80/110 Watt options (10,000/14,000 lm) replaces 250/400 Watt HID
- Replaces HID
- Approved for totally enclosed fixtures
- Damp location
- Direct wire range voltage 100-277V
- Higher efficiency, improved heat dissipation
- 2 CCT options
- Expandable 180° beam design w/adjustable base (E39)
- Horizontal operation
- 5 Year limited warranty



High Lumen Industrial/Commercial LED Lamps



Item Number	Lamp Description	W	V	Rpl.	Base Type	CCT	Lm	Bm	M.O.L. (Inches)	Life/Hrs.	UPC	Pack
S8931*	80W/LED/HID/SB/3K/E39/100-277V	80	100-277	250W	E39	3000K	10000	180°	8 1/16	50K	045923089312	4
S8932*	80W/LED/HID/SB/5K/E39/100-277V	80	100-277	250W	E39	5000K	10000	180°	8 1/16	50K	045923089329	4
S8937*	110W/LED/HID/SB/3K/E39/100-277V	110	100-277	400W	E39	3000K	14000	180°	11 1/8	50K	045923089374	4
S8938*	110W/LED/HID/SB/5K/E39/100-277V	110	100-277	400W	E39	5000K	14000	180°	11 1/8	50K	045923089381	4

Accessories

80-929 Hard Wire Surge Protector

045923809293

† For minimum compartment size of enclosed fixture visit www.satco.com

HIGH LUMEN LED LAMPS

Hi-Pro LED wall pack lamp series


High lumen, directional lamps for industrial and commercial fixture applications

Applications / Features

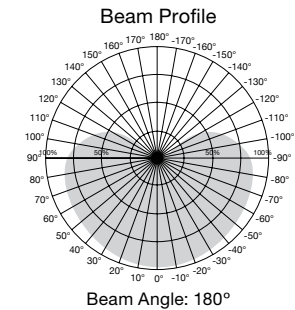
- For use in wall pack, canopy, shoe box, or cobra head fixtures
- Replaces HID
- Approved for totally enclosed fixtures
- Direct wire range voltage 100-277V
- IP64, higher efficiency, improved heat dissipation
- 20/30/40 Watt options replaces 100/150/175 Watt HID
- 2 CCT options
- 180° beam/adjustable base (E26/E39)
- Horizontal operation
- 5 Year limited warranty



S8924, S8925



S8904, S8905



High Lumen Industrial/Commercial LED Lamps



Item Number	Lamp Description	W	V	Replaces	Base Type	CCT	Lm	Bm	M.O.L. (Inches)	Life/Hrs.	UPC	Pack
S8904	20W/LED/HID/WP/3K/E26/100-277V	20	100-277	100W	E26	3000K	2700	180°	7 1/8	50K	045923089046	12
S8905	20W/LED/HID/WP/5K/E26/100-277V	20	100-277	100W	E26	5000K	2700	180°	7 1/8	50K	045923089053	12
S8906	30W/LED/HID/WP/3K/E26/100-277V	30	100-277	150W	E26	3000K	4050	180°	8 1/8	50K	045923089060	12
S8907	30W/LED/HID/WP/5K/E26/100-277V	30	100-277	150W	E26	5000K	4050	180°	8 1/8	50K	045923089077	12
S8908*	30W/LED/HID/WP/3K/E39/100-277V	30	100-277	150W	E39	3000K	4050	180°	8 11/16	50K	045923089084	12
S8909*	30W/LED/HID/WP/5K/E39/100-277V	30	100-277	150W	E39	5000K	4050	180°	8 11/16	50K	045923089091	12
S8924	40W/LED/HID/WP/3K/E26/100-277V	40	100-277	175W	E26	3000K	5400	180°	9 7/8	50K	045923089244	12
S8925	40W/LED/HID/WP/5K/E26/100-277V	40	100-277	175W	E26	5000K	5400	180°	9 7/8	50K	045923089251	12
S8926*	40W/LED/HID/WP/3K/E39/100-277V	40	100-277	175W	E39	3000K	5400	180°	10 5/8	50K	045923089268	12
S8927*	40W/LED/HID/WP/5K/E39/100-277V	40	100-277	175W	E39	5000K	5400	180°	10 5/8	50K	045923089275	12

Accessories

92-406	Mog to Med Socket Reducer for S9750										045923924064	
80-929	Hard Wire Surge Protector										045923809293	

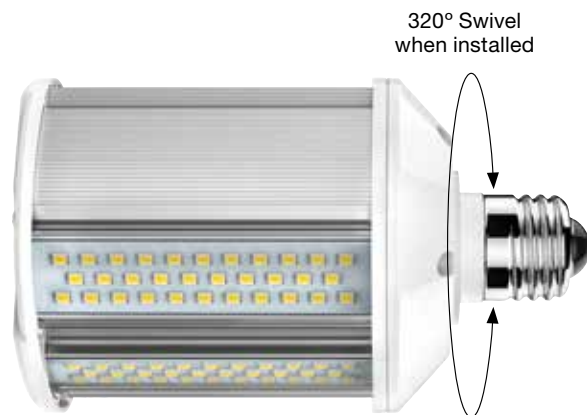
† For minimum compartment size of enclosed fixture visit www.satco.com

Hi-Pro LED wall pack series

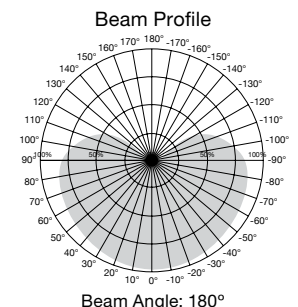
High lumen, directional lamps for industrial and commercial fixture applications

Applications / Features

- For use in wall pack, canopy, shoe box, or cobra head fixtures
- 20/40/60 Watt options replaces 100/175/250 Watt HID
- Replaces HID
- Approved for totally enclosed fixtures
- Direct wire range voltage 100-277V
- IP64, higher efficiency, improved heat dissipation
- Reduced size
- 180° beam/adjustable base (E26/E39)
- Horizontal operation
- 5 Year limited warranty



320° Swivel when installed



High Lumen Industrial/Commercial LED Lamps



Item Number	Lamp Description	W	V	Rpl.	Base Type	CCT	Lm	Bm	M.O.L. (Inches)	Life/Hrs.	UPC	Pack
S8928	20W/LED/HID/WP/5K/E26/100-277V	20	100-277	100W	E26	5000K	3000	180°	5 ¼	50K	045923089282	12
S8929	40W/LED/HID/WP/5K/E26/100-277V	40	100-277	175W	E26	5000K	6000	180°	7 ⅞	50K	045923089299	12
S8930*	40W/LED/HID/WP/5K/E39/100-277V	40	100-277	175W	E39	5000K	6000	180°	8 ½	50K	045923089305	12
S8987*	60W/LED/HID/WP/5K/E39/100-277V	60	100-277	250W	E39	5000K	9000	180°	10 ¾	50K	045923089879	12
Accessories												
92-406	Mog to Med Socket Reducer for S9750											045923924064
80-929	Hard Wire Surge Protector											045923809293

† For minimum compartment size of enclosed fixture visit www.satco.com

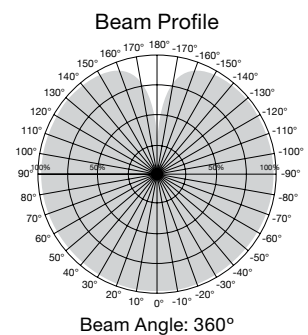
HIGH LUMEN LED LAMPS

Hi-Pro LED temporary hi-bay caged lamp series

High lumen, omni-directional lamps for industrial and commercial work areas

Applications / Features

- For use in any commercial work area
- 60/80/100 Watt options (up to 12,000 lumens)
- Includes 3' power cord/plug and hook for easy installation
- Replaces HID, CFL, and Incandescent
- Direct wire 120V
- IP64, higher efficiency, improved heat dissipation
- 360° Omni-directional light
- 5 Year limited warranty



High Lumen Industrial/Commercial LED Lamps



Item Number	Lamp Description	W	V	Rpl.	Base Type	CCT	Lm	Bm	M.O.L. (Inches)	Life/Hrs.	UPC	Pack
S8939*	60W/LED/HID/TEMP/5000K/120V	60	120	200W	Hook/Plug	5000K	7200	360°	13 ½	50K	045923089398	4
S8940*	80W/LED/HID/TEMP/5000K/120V	80	120	250W	Hook/Plug	5000K	9600	360°	13 ½	50K	045923089404	4
S8946*	100W/LED/HID/TEMP/5000K/120V	100	120	400W	Hook/Plug	5000K	12000	360°	13 ½	50K	045923089466	4

Hi-Pro multi-beam LED lamps

High lumen, adjustable, multi-directional lamps for industrial and commercial applications

Applications / Features

- Replaces HID, CFL, and incandescent
- Direct wire range voltage 100-277V
- Approved for totally enclosed fixtures
- Hi bay, low bay and post top
- 2700K or 5000K
- Light panels lock into place creating 3 separate beam angle options
- IP65 rated
- 5 Year limited warranty



360° Beam



270° Beam



180° Beam

High Lumen Multi-Beam Industrial/Commercial LED Lamps



Item Number	Lamp Description	Replaces Inc/CFL/HID	W	V	Base Type	CCT	Lm	CRI	M.O.L. (Inches)	Life/Hrs.	UPC	Pack/Mstr.
S9768	30W/LED/HID/MB/2700K/100-277V	200/55/150	30	120-277	E26	2700K	3660	83	6 3/8	50K	045923097683	24
S9750	30W/LED/HID/MB/5000K/100-277V	200/55/150	30	100-277	E26	5000K	3900	83	6 3/8	50K	045923097508	24
S9798*	40W/LED/HID/MB/2700K/100-277V	300/65/175	40	120-277	EX39	2700K	4880	83	7 7/8	50K	045923097980	12
S9751*	40W/LED/HID/MB/5000K/100-277V	300/65/175	40	100-277	EX39	5000K	5200	83	7 7/8	50K	045923097515	12
S9799*	60W/LED/HID/MB/2700K/100-277V	500/85/250	60	120-277	EX39	2700K	7320	83	8 1/16	50K	045923097997	12
S9752*	60W/LED/HID/MB/5000K/100-277V	500/85/250	60	100-277	EX39	5000K	7800	83	8 1/16	50K	045923097522	12
S9769*	75W/LED/HID/MB/5000K/100-277V	750/105/400	75	100-277	EX39	5000K	9800	80+	8 3/8	50K	045923097690	12

Accessories

92-406	Mog to Med Socket Reducer for S9750										045923924064	
80-929	Hard Wire Surge Protector										045923809293	

† For minimum compartment size of enclosed fixture visit www.satco.com

PATENT PENDING

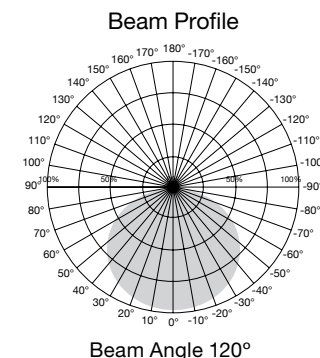
HIGH LUMEN LED LAMPS

Hi-Pro LED high bay/low bay "power flood" lamps

High lumen, LED lamps for industrial and commercial applications

Applications / Features

- Replaces HID, CFL, and Incandescent
- 120° beam angle
- Long neck option fits more fixtures
- Direct wire range voltage 120-277V
- Light weight
- Advanced passive heat dissipation
- Long life—50,000 hours
- 5 Year limited warranty



High Lumen Industrial/Commercial LED Lamps

Item Number	Lamp Description	Replaces INC/CFL/HID	W	V	Base Type	CRI	CCT	Lm	Bm	M.O.L. (Inches)	Life/Hrs.	UPC	Pack/Mstr.
S8776*	60W/LED/HID-HB/5000K/120-277V	500/150/250	60	120-277	E39	80+	5000K	7200	120°	9 1/8	50K	045923087769	6
S8777*	75W/LED/HID-HB/5000K/120-277V	750/200/400	75	120-277	E39	80+	5000K	9010	120°	10 13/16	50K	045923087776	4

Accessories

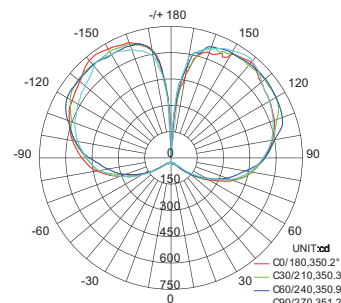
80-929 HARD WIRE SURGE PROTECTOR

045923809293

Hi-Pro LED post top lamps

Applications / Features

- For use in any post top fixture to provide light out and down only
- Direct wire (ballast by-pass) 100-277V / E26
- Approved for enclosed fixtures
- 5 Year limited warranty



Controls light pollution



High Lumen LED Lamps

Item Number	Lamp Description	W	V	Base Type	CRI	CCT	Lm	M.O.L. (Inches)	Life/Hrs.	UPC	Pack/Mstr.
S9779	40W/LED/HID/PT/3000K/100-277V	40	100-277	E26	80+	3000K	5000	5 1/2	50K	045923097799	12

Accessories

92-406 Mog to Med Socket Reducer for S9750

045923924064

80-929 Hard Wire Surge Protector

045923809293

Hi-Pro LED PAR30 lamps

High lumen, PAR lamps for industrial and commercial applications

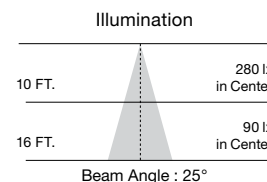
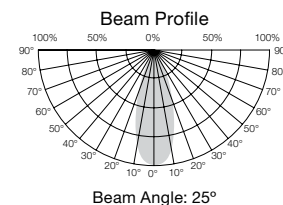
Applications / Features

- Replaces Halogen and ceramic metal Halide lamps
- Saves over 80% on energy costs
- Direct wire range voltage 100-277V
- High efficiency—100LPW
- 3000 and 4000K options
- Base up, base down or horizontal operation
- Long life—50,000 hours
- 5 Year limited warranty



S9762, S9763

S9764, S9765



High Lumen PAR30 Industrial/Commercial LED Lamps

Item Number	Lamp Description	W	V	CRI	CCT	Lm	Bm	M.O.L. (Inches)	Life/Hrs.	UPC	Pack/Master
S9762	12W/LED/PAR30/SN/3K/100-277V	12	100-277	83	3000K	1200	25°	3 1/2	50K	045923097621	24/6
S9763	12W/LED/PAR30/SN/4K/100-277V	12	100-277	83	4000K	1200	25°	3 1/2	50K	045923097638	24/6
S9764	12W/LED/PAR30/LN/3K/100-277V	12	100-277	83	3000K	1200	25°	4 5/16	50K	045923097645	24/6
S9765	12W/LED/PAR30/LN/4K/100-277V	12	100-277	83	4000K	1200	25°	4 5/16	50K	045923097652	24/6

Accessories

80-929 HARD WIRE SURGE PROTECTOR

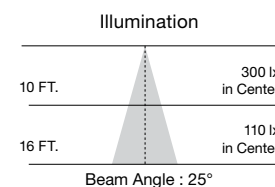
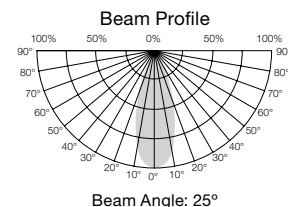
045923809293

Hi-Pro LED PAR38 lamps

High lumen, PAR lamps for industrial and commercial applications

Applications / Features

- Replaces Halogen and ceramic metal Halide lamps
- Saves over 80% on energy costs
- Direct wire range voltage 100-277V
- High efficiency—over 100LPW
- 3000 and 4000K options
- Base up, base down or horizontal operation
- Long life—50,000 hours
- 5 Year limited warranty



High Lumen PAR38 Industrial/Commercial LED Lamps

Item Number	Lamp Description	W	V	CRI	CCT	Lm	Bm	M.O.L. (Inches)	Life/Hrs.	UPC	Pack/Master
S9760	18W/LED/PAR38/3000K/100-277V	18	100-277	83	3000K	1950	25°	5 1/16	50K	045923097607	12/6
S9761	18W/LED/PAR38/4000K/100-277V	18	100-277	83	4000K	2000	25°	5 1/16	50K	045923097614	12/6

Accessories

80-929 HARD WIRE SURGE PROTECTOR

045923809293

LED/CFL LAMPS

LED/CFL direct replacement lamps

4-pin (electronic ballasts)
2-pin (magnetic ballasts)

Applications / Features

- UL Classified
 - 4-pin 26, 32, 42 Watt direct replacement
 - 2-pin 26 Watt direct replacement
- 4-pin lamps fit G24q-3 & GX24q-3 and GX24q-4 sockets
- 2-pin lamps fit G24d-3 & GX24d-3 sockets
- No re-wiring needed
- Instant on to full brightness / no flickering
- Vertical and horizontal options
- Up to 70% energy saving
- Long life—50,000 hours
- 5 year warranty



S29858, S29859,
S29860, S29861

S9862, S9863,
S9864, S9865

Rotates 270°
when installed



S29850, S29851, S29852, S29853



S9854, S9855, S9856, S9857



LED/CFL Replacement Lamps

Item Number	Lamp Description	W	Base Type	CCT	CRI	M.O.L. (Inches)	Lm	Life/Hrs.	UPC	Pack/Master
4 Pin Horizontal										
S29850*	9WPLH/LED/830/DR/4P	9	G24Q	3000K	82	6 5/8	850	50K	045923098505	50/10
S29851*	9WPLH/LED/835/DR/4P	9	G24Q	3500K	82	6 5/8	850	50K	045923098512	50/10
S29852*	9WPLH/LED/840/DR/4P	9	G24Q	4000K	82	6 5/8	900	50K	045923098529	50/10
S29853*	9WPLH/LED/850/DR/4P	9	G24Q	5000K	82	6 5/8	900	50K	045923098536	50/10
2 Pin Horizontal										
S9854	9WPLH/LED/830/DR/2P	9	G24D	3000K	82	6 5/8	850	50K	045923098543	50/10
S9855	9WPLH/LED/835/DR/2P	9	G24D	3500K	82	6 5/8	850	50K	045923098550	50/10
S9856	9WPLH/LED/840/DR/2P	9	G24D	4000K	82	6 5/8	900	50K	045923098567	50/10
S9857	9WPLH/LED/850/DR/2P	9	G24D	5000K	82	6 5/8	900	50K	045923098574	50/10
4 Pin Vertical										
S29858*	9WPLV/LED/830/DR/4P	9	G24Q	3000K	82	4 11/16	850	50K	045923098581	50/10
S29859*	9WPLV/LED/835/DR/4P	9	G24Q	3500K	82	4 11/16	850	50K	045923098598	50/10
S29860*	9WPLV/LED/840/DR/4P	9	G24Q	4000K	82	4 11/16	900	50K	045923098604	50/10
S29861*	9WPLV/LED/850/DR/4P	9	G24Q	5000K	82	4 11/16	900	50K	045923098611	50/10
2 Pin Vertical										
S9862	9WPLV/LED/830/DR/2P	9	G24D	3000K	82	4 11/16	850	50K	045923098628	50/10
S9863	9WPLV/LED/835/DR/2P	9	G24D	3500K	82	4 11/16	850	50K	045923098635	50/10
S9864	9WPLV/LED/840/DR/2P	9	G24D	4000K	82	4 11/16	900	50K	045923098642	50/10
S9865	9WPLV/LED/850/DR/2P	9	G24D	5000K	82	4 11/16	900	50K	045923098659	50/10

LED/CFL direct replacement lamps

2-Pin GX23 ballast bypass
GU24 Base, E26 Base

Applications / Features

- UL Classified
 - 2-Pin 13 Watt CFL direct replacement
 - GU24 Base and E26 Base are 13-18 Watt CFL and 60 Watt incandescent direct replacements
- Instant on to full brightness / no flickering
- Rotates up to 270° for various fixture applications
- Vertical and horizontal options
- Up to 70% energy saving
- Long life—50,000 hours
- 5 Year warranty



LED/CFL Replacement Lamps



Item Number	Lamp Description	W	V	Base Type	CCT	CRI	M.O.L. (Inches)	Lm	Life/Hrs.	UPC	Pack/Master
2 Pin Ballast Bypass											
S8725*	6W/H/LED/CFL/827/2P/BP	6	120-277V	GX23	2700K	83	5 3/4	500	50K	045923087257	50/10
S8726*	6W/H/LED/CFL/830/2P/BP	6	120-277V	GX23	3000K	83	5 3/4	500	50K	045923087264	50/10
S8727*	6W/H/LED/CFL/835/2P/BP	6	120-277V	GX23	3500K	83	5 3/4	520	50K	045923087271	50/10
S8728*	6W/H/LED/CFL/840/2P/BP	6	120-277V	GX23	4000K	83	5 3/4	520	50K	045923087288	50/10
S8729*	6W/H/LED/CFL/850/2P/BP	6	120-277V	GX23	5000K	83	5 3/4	520	50K	045923087295	50/10
GU24 Base											
S8745**	8W/H/LED/CFL/827/GU24	8	120-277V	GU24	2700K	83	6 1/2	675	50K	045923087455	50/10
S8746**	8W/H/LED/CFL/830/GU24	8	120-277V	GU24	3000K	83	6 1/2	675	50K	045923087462	50/10
S8747**	8W/H/LED/CFL/835/GU24	8	120-277V	GU24	3500K	83	6 1/2	720	50K	045923087479	50/10
S8748**	8W/H/LED/CFL/840/GU24	8	120-277V	GU24	4000K	83	6 1/2	720	50K	045923087486	50/10
S8749**	8W/H/LED/CFL/850/GU24	8	120-277V	GU24	5000K	83	6 1/2	720	50K	045923087493	50/10
E26 Base											
S8755**	8W/H/LED/CFL/827/E26	8	120-277V	E26	2700K	83	6 13/16	675	50K	045923087554	50/10
S8756**	8W/H/LED/CFL/830/E26	8	120-277V	E26	3000K	83	6 13/16	675	50K	045923087561	50/10
S8757**	8W/H/LED/CFL/835/E26	8	120-277V	E26	3500K	83	6 13/16	720	50K	045923087578	50/10
S8758**	8W/H/LED/CFL/840/E26	8	120-277V	E26	4000K	83	6 13/16	720	50K	045923087585	50/10
S8759**	8W/H/LED/CFL/850/E26	8	120-277V	E26	5000K	83	6 13/16	720	50K	045923087592	50/10

Satco 2G11 23W LED/CFL replacement lamps

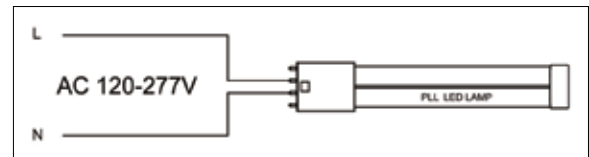
Ballast bypass replacement
for 4-pin 40W PL-L

Applications / Features

- Direct wire 120-277V
- All glass tube
- Over 40% energy savings
- Instant on to full brightness/no flickering
- c-UL-us classified
- Long life—50,000 hours
- 5 Year warranty



Wiring diagram



Satco 2G11 23W LED/CFL Replacement Lamps



Item Number	Lamp Description	W	CRI	Base Type	CCT	Lm	M.O.L. (Inches)	Life/Hrs.	UPC	Pack
S9950	23PLL/LED/835/BP	23	82	2G11	3500K	2600	22 ½	50K	045923099502	10
S9951	23PLL/LED/840/BP	23	82	2G11	4000K	2800	22 ½	50K	045923099519	10


LED T8 & U-BEND LAMPS

Satco 2', 3' & 6" U-bend LED T8 lamps

Direct replacement for linear
or U-bend T8 fluorescent lamps
in existing fixtures with instant
or rapid start ballasts.
No rewiring required**

Applications / Features

- Over 40% energy savings vs. standard T8 systems
- All glass tube
- Direct replacement solution allows the fixture to maintain the Original UL and CSA Compliance
- Compatible with emergency ballasts (2' & 3')***
- Integrated thermal fuse at pins
- Long life—50,000 hours
- 2 ft. & U-Bend - DLC listed*
- NSF certified
- c-UL-us listed
- Damp location
- 5 Year warranty



LED T8 2', 3' & 6" U-Bend Ballast Compatible

Item Number	Lamp Description	W	CRI	Base Type	Bm	CCT	Lm	M.O.L. (Inches)	Life/Hrs.	UPC	Pack
2' LED T8											
S9946*	8T8/LED/24-830/DR	8	82	Med Bi-Pin	220°	3000K	1200	24	50K	045923099465	10
S9947*	8T8/LED/24-835/DR	8	82	Med Bi-Pin	220°	3500K	1200	24	50K	045923099472	10
S9948*	8T8/LED/24-840/DR	8	82	Med Bi-Pin	220°	4000K	1250	24	50K	045923099489	10
S9949*	8T8/LED/24-850/DR	8	82	Med Bi-Pin	220°	5000K	1250	24	50K	045923099496	10
3' LED T8											
S9990	10.5T8/LED/36-830/DR	10.5	82	Med Bi-Pin	220°	3000K	1400	36	50K	045923099908	10
S9991	10.5T8/LED/36-835/DR	10.5	82	Med Bi-Pin	220°	3500K	1400	36	50K	045923099915	10
S9992	10.5T8/LED/36-840/DR	10.5	82	Med Bi-Pin	220°	4000K	1450	36	50K	045923099922	10
S9993	10.5T8/LED/36-850/DR	10.5	82	Med Bi-Pin	220°	5000K	1450	36	50K	045923099939	10
U-Bend 6" LED T8											
S9994*	11.5T8U6/LED/22.5-830/DR	11.5	82	Med Bi-Pin	230°	3000K	1700	22.5	50K	045923099946	12
S9995*	11.5T8U6/LED/22.5-835/DR	11.5	82	Med Bi-Pin	230°	3500K	1700	22.5	50K	045923099953	12
S9996*	11.5T8U6/LED/22.5-840/DR	11.5	82	Med Bi-Pin	230°	4000K	1800	22.5	50K	045923099960	12
S9997*	11.5T8U6/LED/22.5-850/DR	11.5	82	Med Bi-Pin	230°	5000K	1800	22.5	50K	045923099977	12

**May not be compatible with all ballasts. Visit www.satco.com for an approved list.

***2' & 3' May not be compatible with all rapid start and emergency ballasts. Visit www.satco.com for an approved list.

LED T8 LAMPS

Satco 11.5W, 4' LED T8 lamps

Direct replacement for linear fluorescent T8 lamps in existing fixtures with instant or rapid start ballasts. No rewiring required**

Applications/ Features

- Over 40% energy savings vs standard 4' T8 systems
- All glass tube
- Long life—50,000 hours
- Compatible with emergency ballasts**
- Integrated thermal fuse at pins
- Damp location
- c-UL-us listed
- DLC listed*
- 5 Year warranty



LED T8 Ballast Compatible

Item Number	Lamp Description	W	CRI	Base Type	Bm	CCT	Lm	M.O.L. (Inches)	Life/ Hrs.	UPC	Pack
S9934*	11.5T8/LED/48-830/DR	11.5	82	Med Bi-Pin	220°	3000K	1700	48	50K	045923099342	10
S9935*	11.5T8/LED/48-835/DR	11.5	82	Med Bi-Pin	220°	3500K	1700	48	50K	045923097355	10
S9936*	11.5T8/LED/48-840/DR	11.5	82	Med Bi-Pin	220°	4000K	1800	48	50K	045923099366	10
S9937*	11.5T8/LED/48-850/DR	11.5	82	Med Bi-Pin	220°	5000K	1800	48	50K	045923099373	10

**May not be compatible with all instant start, rapid start, and emergency ballasts. Visit www.satco.com for an approved list.

Satco 11.5W, 4' LED T8 lamps

Direct replacement for linear fluorescent T8 lamps in existing fixtures with instant or rapid start ballasts. No rewiring required**

Applications/ Features

- Over 40% energy savings vs standard 4' T8 systems
- All glass tube
- Long life—50,000 hours
- Compatible with emergency & dimming ballasts**
- Integrated thermal fuse at pins
- Damp location
- c-UL-us listed
- DLC listed*
- 5 Year warranty



LED T8 Ballast Compatible - Dimmable**

Item Number	Lamp Description	W	CRI	Base Type	Bm	CCT	Lm	M.O.L. (Inches)	Life/ Hrs.	UPC	Pack
S9938*	11.5T8/LED/48-830/DR/DM	11.5	82	Med Bi-Pin	220°	3000K	1700	48	50K	045923099380	10
S9939*	11.5T8/LED/48-835/DR/DM	11.5	82	Med Bi-Pin	220°	3500K	1700	48	50K	045923099397	10
S9940*	11.5T8/LED/48-840/DR/DM	11.5	82	Med Bi-Pin	220°	4000K	1800	48	50K	045923099403	10
S9941*	11.5T8/LED/48-850/DR/DM	11.5	82	Med Bi-Pin	220°	5000K	1800	48	50K	045923099410	10

**May not be compatible with all instant start, rapid start, dimmable, and emergency ballasts. Visit www.satco.com for an approved list.

Satco 15W, 4' LED T8 lamps

Direct replacement for linear fluorescent T8 lamps in existing fixtures with instant or rapid start ballasts. No rewiring required**

Applications/ Features

- Over 40% energy savings vs standard 4' T8 systems
- All glass tube
- Direct replacement solution allows the fixture to maintain the Original UL and CSA Compliance
- Long life—50,000 hours
- Compatible with emergency ballasts**
- Integrated thermal fuse at pins
- Damp location
- DLC listed*
- 5 Year warranty



LED T8 Ballast Compatible



Item Number	Lamp Description	W	CRI	Base Type	Bm	CCT	Lm	M.O.L. (Inches)	Life/ Hrs.	UPC	Pack
S9975*	15T8/LED/48-830/DR	15	80	Med Bi-Pin	220°	3000K	2100	48	50K	045923099755	10
S9976*	15T8/LED/48-835/DR	15	80	Med Bi-Pin	220°	3500K	2100	48	50K	045923099762	10
S9977*	15T8/LED/48-840/DR	15	80	Med Bi-Pin	220°	4000K	2200	48	50K	045923099779	10
S9978*	15T8/LED/48-850/DR	15	80	Med Bi-Pin	220°	5000K	2200	48	50K	045923099786	10

**May not be compatible with all instant start, rapid start, and emergency ballasts. Visit www.satco.com for an approved list.

LED T8 LAMPS

Linear LED ballast bypass T8 series

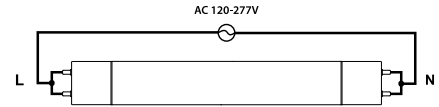
Double ended wiring

Applications/ Features

- Works with existing sockets
–shunted or non-shunted
- Reduces labor costs for installation
- Built-in shock resistant circuit
(not hot until both ends are installed)
- No ballast or external driver required
- Direct wire 120-277V line voltage
- All glass tube
- Long life—50,000 hours
- Damp location
- c-UL-us classified
- DLC listed*
- 5 Year warranty



Double Ended
Wiring Diagram



LED T8 Ballast Bypass



Item Number	Lamp Description	W	CRI	Base Type	Bm	CCT	Lm	M.O.L. (Inches)	Life/ Hrs.	UPC	Pack
9W, 2'											
S9900*	9T8/LED/24-830/BP 120-277V	9	82	Med Bi-Pin	220°	3000K	1100	24	50K	045923099007	10
S9901*	9T8/LED/24-835/BP 120-277V	9	82	Med Bi-Pin	220°	3500K	1100	24	50K	045923099014	10
S9902*	9T8/LED/24-840/BP 120-277V	9	82	Med Bi-Pin	220°	4000K	1150	24	50K	045923099021	10
S9903*	9T8/LED/24-850/BP 120-277V	9	82	Med Bi-Pin	220°	5000K	1150	24	50K	045923099038	10
12W, 3'											
S9926	12T8/LED/36-830/BP 120-277V	12	82	Med Bi-Pin	220°	3000K	1400	36	50K	045923099267	10
S9927	12T8/LED/36-835/BP 120-277V	12	82	Med Bi-Pin	220°	3500K	1400	36	50K	045923099274	10
S9928	12T8/LED/36-840/BP 120-277V	12	82	Med Bi-Pin	220°	4000K	1450	36	50K	045923099281	10
S9929	12T8/LED/36-850/BP 120-277V	12	82	Med Bi-Pin	220°	5000K	1450	36	50K	045923099298	10
14W, 4'											
S9913*	14T8/LED/48-830/BP 120-277V	14	82	Med Bi-Pin	220°	3000K	1800	48	50K	045923099137	10
S9914*	14T8/LED/48-835/BP 120-277V	14	82	Med Bi-Pin	220°	3500K	1800	48	50K	045923099144	10
S9915*	14T8/LED/48-840/BP 120-277V	14	82	Med Bi-Pin	220°	4000K	1800	48	50K	045923099151	10
S9916*	14T8/LED/48-850/BP 120-277V	14	82	Med Bi-Pin	220°	5000K	1800	48	50K	045923099168	10
17W, 4'											
S9904*	17T8/LED/48-830/BP 120-277V	17	82	Med Bi-Pin	220°	3000K	2100	48	50K	045923099045	10
S9905*	17T8/LED/48-835/BP 120-277V	17	82	Med Bi-Pin	220°	3500K	2100	48	50K	045923099052	10
S9906*	17T8/LED/48-840/BP 120-277V	17	82	Med Bi-Pin	220°	4000K	2200	48	50K	045923099069	10
S9907*	17T8/LED/48-850/BP 120-277V	17	82	Med Bi-Pin	220°	5000K	2200	48	50K	045923099076	10

15W Linear LED ballast bypass T8 series

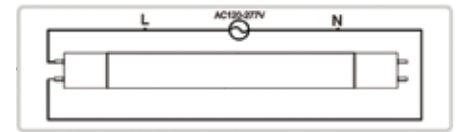
Direct wire replacement for linear fluorescent T8 lamps in existing fixtures. Single ended wiring/non-shunted sockets.

Applications/ Features

- Single ended wiring/non-shunted sockets
- No ballast or external driver required
- Direct wire 120-277V line voltage**
- All glass tube
- Long life—50,000 hours
- Damp location
- c-UL-us classified
- DLC listed*
- 5 Year warranty



Single Ended Wiring Diagram



Wiring harnesses available including non-shunted sockets, sold separately

Item Number	Description
80/2626	1 LT BALLAST BYPASS WIRING HARNESS
80/2627	2 LT BALLAST BYPASS WIRING HARNESS
80/2628	3 LT BALLAST BYPASS WIRING HARNESS
80/2629	4 LT BALLAST BYPASS WIRING HARNESS

LED T8 Ballast Bypass

Item Number	Lamp Description	W	CRI	Base Type	Bm	CCT	Lm	M.O.L. (Inches)	Life/ Hrs.	UPC	Pack
S9720*	15T8/LED/48-830/BP	15	82	Med Bi-Pin	230°	3000K	1700	48	50K	045923097201	10
S9721*	15T8/LED/48-835/BP	15	82	Med Bi-Pin	230°	3500K	1700	48	50K	045923097218	10
S9722*	15T8/LED/48-840/BP	15	82	Med Bi-Pin	230°	4000K	1800	48	50K	045923097225	10
S9723*	15T8/LED/48-850/BP	15	82	Med Bi-Pin	230°	5000K	1800	48	50K	045923097232	10

**Install only in non-shunted lampholders



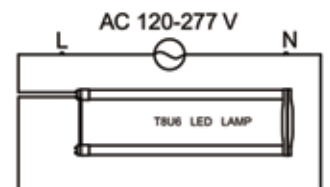
Linear LED ballast bypass T8 U-bend series

Applications/ Features

- No ballast or external driver required
- Direct wire 120-277V line voltage**
- All glass tube
- Long life—50,000 hours
- Damp location
- c-UL-us classified
- DLC listed*
- 5 Year warranty



Wiring Diagram



** Install on non-shunted lampholders

Linear LED Ballast Bypass T8 U-Bend Series

Item Number	Lamp Description	W	V	CRI	CCT	Lm	Beam	M.O.L. (inches)	Life/ Hrs.	UPC	Pack
S9930*	15T8U6/LED/22.5-830/BP	15	120-277	82	3000K	1700	22°	22 ½	50K	045923099304	12
S9931*	15T8U6/LED/22.5-835/BP	15	120-277	82	3500K	1700	22°	22 ½	50K	045923099311	12
S9932*	15T8U6/LED/22.5-840/BP	15	120-277	82	4000K	1800	22°	22 ½	50K	045923099328	12
S9933*	15T8U6/LED/22.5-850/BP	15	120-277	82	5000K	1800	22°	22 ½	50K	045923099335	12



LED T8 LAMPS

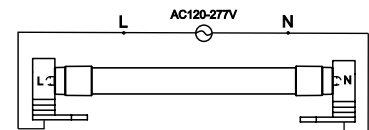
43W Linear LED ballast bypass 8' T8 series

Applications/ Features

- Double ended wiring
- Shatterproof coated
- Over 40% energy savings vs standard 8' T8 systems
- Slimline single pin base - replaces T8 & T12
- No ballast or external driver required
- Direct wire 120-277V line voltage
- All glass tube
- Long life—50,000 hours
- Damp location
- NSF certified*
- c-UL-us classified
- 5 Year warranty



Wiring Diagram



LED T8 Ballast Bypass

Item Number	Lamp Description	W	CRI	Base Type	Bm	CCT	Lm	M.O.L. (Inches)	Life/ Hrs.	UPC	Pack
S9917*	43T8/LED/96-835/BP	43	82	Single Pin	210°	3500K	5500	96	50K	045923099175	10
S9918*	43T8/LED/96-840/BP	43	82	Single Pin	210°	4000K	5500	96	50K	045923099182	10
S9919*	43T8/LED/96-850/BP	43	82	Single Pin	210°	5000K	5500	96	50K	045923099199	10

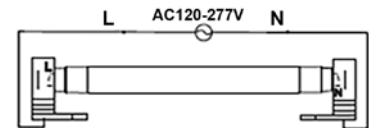
43W Linear LED ballast bypass 8' T8 series

Applications/ Features

- Double ended wiring
- Shatterproof coated
- Over 40% energy savings vs standard 8' T8 systems
- R17d base designed to replace 8' T8 HO and T12 HO Fluorescent lamps
- No ballast or external driver required
- Direct wire 120-277V line voltage
- All glass tube
- Long life—50,000 hours
- Damp location
- NSF certified*
- c-UL-us classified
- 5 Year warranty



Wiring Diagram



LED T8 Ballast Bypass

Item Number	Lamp Description	W	CRI	Base Type	Bm	CCT	Lm	M.O.L. (Inches)	Life/ Hrs.	UPC	Pack
S9924	43T8/LED/96-840/BP/R17d	43	82	R17d	210°	4000K	5500	96	50K	045923099243	10
S9925	43T8/LED/96-850/BP/R17d	43	82	R17d	210°	5000K	5500	96	50K	045923099250	10
S9942	43T8/LED/96-865/BP/R17d	43	82	R17d	210°	6500K	5500	96	50K	045923099427	10

LED T5 LAMPS

25W, 4' Linear LED T5 lamps

Direct replacement for linear fluorescent F54T5HO lamps in existing fixtures with electronic ballasts.

No rewiring required**

Applications/ Features

- Over 50% energy savings vs standard 4' T5 systems
- All glass tube
- Long life—50,000 hours
- Compatible with emergency ballasts**
- Integrated thermal fuse at pins
- Damp location
- NSF certified†
- c-UL-us listed
- DLC listed*
- 5 Year warranty



LED T5 Ballast Compatible

Item Number	Lamp Description	W	CRI	Base Type	Bm	CCT	Lm	M.O.L." (Nominal)	Life/ Hrs.	UPC	Pack
S9912†*	25T5/LED/46-835/DR	25	82	Mini Bi-Pin	185°	3500K	3300	48 (46)	50K	045923097126	10
S9910†*	25T5/LED/46-840/DR	25	82	Mini Bi-Pin	185°	4000K	3500	48 (46)	50K	045923097102	10
S9911†*	25T5/LED/46-850/DR	25	82	Mini Bi-Pin	185°	5000K	3500	48 (46)	50K	045923097119	10

**May not be compatible with all rapid start and emergency ballasts. Visit www.satco.com for an approved list.

25W, 4' Linear LED T5 lamps

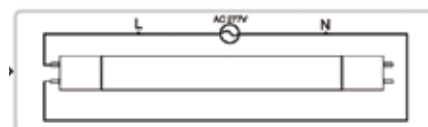
Ballast bypass replacement for linear fluorescent F54T5HO lamps in existing fixtures.

Applications/ Features

- No ballast or external driver required
- Direct wire 277V line voltage
- All glass tube
- PET-shatterproof coated
- Long life—50,000 hours
- Damp location
- c-UL-us classified
- DLC listed*
- 5 Year warranty



Wiring Diagram



Available August 2017

LED T5-Ballast Bypass

Item Number	Lamp Description	W	V	CRI	Base Type	Bm	CCT	Lm	M.O.L. (Inches)	Life/ Hrs.	UPC	Pack
S9717	25T5/LED/46-835/BP	25	277	83	G5	230°	3500K	3250	48	50K	045923097171	25
S9718	25T5/LED/46-840/BP	25	277	83	G5	230°	4000K	3300	48	50K	045923097188	25
S9719	25T5/LED/46-850/BP	25	277	83	G5	230°	5000K	3400	48	50K	045923097195	25

INDEX

Item No.	Page	Item No.	Page	Item No.	Page	Item No.	Page
80-929	47-49, 51-53, 55-57	S29852	58	S8756	59	S9153	14
80-935	49	S29853	58	S8757	59	S9154	14
92-406	47-48, 51-53, 55-56	S29858	58	S8758	59	S9155	14
S28765	17	S29859	58	S8759	59	S9156	14
S28766	17	S29860	58	S8776	56	S9157	14
S28767	17	S29861	58	S8777	56	S9158	14
S28768	17	S8600	33	S8904	52	S9159	14
S28769	20	S8601	33	S8905	52	S9160	14
S28770	20	S8602	33	S8906	52	S9161	14
S28785	18	S8609	13	S8907	52	S9162	14
S28786	18	S8610	13	S8908	52	S9163	14
S28787	18	S8611	13	S8909	52	S9164	14
S28788	18	S8612	13	S8914	16	S9165	14
S28789	20	S8613	13	S8915	16	S9166	14
S28790	20	S8614	13	S8916	16	S9167	14
S29463	34	S8615	13	S8920	16	S9168	14
S29464	34	S8616	13	S8924	52	S9169	14
S29465	34	S8635	31	S8925	52	S9170	14
S29466	34	S8636	31	S8926	52	S9171	14
S29467	34	S8637	31	S8927	52	S9172	14
S29468	34	S8638	31	S8928	53	S9173	14
S29472	35	S8639	31	S8929	53	S9174	14
S29473	35	S8640	31	S8930	53	S9175	14
S29474	35	S8641	31	S8931	51	S9176	14
S29563	11	S8642	31	S8932	51	S9177	14
S29756	38	S8643	31	S8937	51	S9188	25
S29757	38	S8644	31	S8938	51	S9200	22
S29758	38	S8680	33	S8939	54	S9201	22
S29759	38	S8681	33	S8940	54	S9202	22
S29770	39	S8682	33	S8946	54	S9203	22
S29771	39	S8683	33	S8950	22	S9220	32
S29772	39	S8684	33	S8951	22	S9221	32
S29773	39	S8685	33	S8952	22	S9222	32
S29804	17	S8686	33	S8953	22	S9223	32
S29805	18	S8687	33	S8987	53	S9224	32
S29810	17	S8688	33	S9004	46	S9225	32
S29811	17	S8689	33	S9005	46	S9226	32
S29812	17	S8710	49	S9011	42	S9227	32
S29813	17	S8711	49	S9012	42	S9228	32
S29814	17	S8712	49	S9013	42	S9229	32
S29815	18	S8713	49	S9026	43	S9280	30
S29816	18	S8714	49	S9027	43	S9281	30
S29817	18	S8715	49	S9028	43	S9282	30
S29818	18	S8716	49	S9030	22	S9283	30
S29819	18	S8717	49	S9031	22	S9312	36
S29830	15	S8725	59	S9032	22	S9313	36
S29831	15	S8726	59	S9033	22	S9314	36
S29832	15	S8727	59	S9055	40	S9315	36
S29833	15	S8728	59	S9056	40	S9316	21
S29834	15	S8729	59	S9057	40	S9317	21
S29835	15	S8735	47	S9061	41	S9318	21
S29836	15	S8736	47	S9062	41	S9319	21
S29837	15	S8737	47	S9063	41	S9380	32
S29838	15	S8738	47	S9064	22	S9381	32
S29839	15	S8745	59	S9065	22	S9382	32
S29840	15	S8746	59	S9067	22	S9383	32
S29841	15	S8747	59	S9068	22	S9384	32
S29842	15	S8748	59	S9150	14	S9385	32
S29850	58	S8749	59	S9151	14	S9386	30
S29851	58	S8755	59	S9152	14	S9387	30

INDEX

Item No.	Page	Item No.	Page	Item No.	Page	Item No.	Page
S9388	30	S9450	29	S9584	12	S9713	34
S9389	30	S9451	29	S9585	12	S9714	34
S9390	48	S9452	29	S9588	12	S9715	34
S9391	48	S9453	29	S9589	20	S9716	34
S9392	48	S9454	29	S9590	16	S9717	67
S9393	48	S9455	29	S9591	16	S9718	67
S9394	48	S9456	29	S9592	16	S9719	67
S9395	48	S9457	29	S9593	16	S9720	65
S9396	48	S9480	29	S9594	16	S9721	65
S9397	48	S9481	29	S9595	16	S9722	65
S9400	26	S9482	29	S9596	20	S9723	65
S9401	26	S9483	29	S9597	20	S9724	35
S9402	26	S9484	29	S9598	37	S9725	35
S9403	26	S9485	26	S9599	37	S9726	35
S9404	26	S9486	27	S9614	23	S9727	35
S9405	26	S9487	28	S9615	25	S9729	46
S9406	26	S9488	29	S9616	31	S9740	35
S9407	26	S9490	31	S9618	22	S9741	35
S9408	26	S9491	31	S9619	22	S9742	35
S9409	26	S9492	31	S9620	23	S9743	35
S9410	27	S9493	31	S9621	23	S9744	34
S9411	27	S9494	31	S9622	23	S9745	35
S9412	27	S9495	31	S9623	23	S9750	55
S9413	27	S9496	31	S9624	23	S9751	55
S9414	27	S9497	31	S9625	23	S9752	55
S9415	27	S9498	31	S9626	23	S9753	50
S9416	27	S9499	31	S9627	23	S9754	50
S9417	27	S9542	33	S9628	24	S9755	50
S9418	27	S9543	33	S9629	19	S9760	57
S9419	27	S9544	33	S9630	23	S9761	57
S9420	27	S9545	33	S9631	23	S9762	57
S9421	27	S9546	33	S9632	23	S9763	57
S9422	27	S9547	33	S9633	23	S9764	57
S9423	27	S9548	33	S9634	25	S9765	57
S9424	27	S9549	33	S9635	25	S9768	55
S9425	28	S9550	30	S9636	25	S9769	55
S9426	28	S9551	30	S9637	25	S9779	56
S9427	28	S9552	31	S9638	25	S9794	44
S9428	28	S9553	31	S9639	25	S9795	44
S9429	28	S9558	20	S9640	25	S9796	45
S9430	28	S9564	11	S9641	25	S9797	45
S9431	28	S9565	11	S9642	21	S9798	55
S9432	28	S9566	11	S9643	21	S9799	55
S9433	28	S9567	11	S9644	21	S9824	11
S9434	28	S9568	11	S9645	21	S9825	11
S9435	28	S9569	11	S9670	48	S9826	11
S9436	28	S9570	11	S9671	48	S9827	11
S9437	28	S9571	11	S9672	48	S9828	11
S9438	28	S9572	11	S9673	48	S9845	11
S9439	28	S9573	11	S9674	48	S9846	11
S9440	29	S9574	11	S9675	48	S9854	58
S9441	29	S9575	11	S9676	48	S9855	58
S9442	29	S9576	11	S9677	48	S9856	58
S9443	29	S9577	12	S9678	48	S9857	58
S9444	29	S9578	12	S9698	24	S9862	58
S9445	29	S9579	12	S9699	19	S9863	58
S9446	29	S9580	11	S9703	15	S9864	58
S9447	29	S9581	11	S9704	15	S9865	58
S9448	29	S9582	11	S9707	15	S9866	11
S9449	29	S9583	12	S9708	15	S9867	11

INDEX

Item No.	Page	Item No.	Page
S9868	11	S9947	61
S9869	11	S9948	61
S9870	11	S9949	61
S9871	11	S9950	60
S9872	11	S9951	60
S9873	12	S9960	11
S9874	11	S9961	11
S9875	11	S9962	11
S9876	11	S9963	11
S9877	11	S9964	11
S9878	11	S9965	11
S9879	11	S9966	12
S9890	11	S9967	12
S9891	11	S9968	12
S9892	11	S9969	12
S9893	11	S9970	12
S9894	11	S9971	12
S9895	11	S9975	63
S9900	64	S9976	63
S9901	64	S9977	63
S9902	64	S9978	63
S9903	64	S9986	12
S9904	64	S9987	12
S9905	64	S9990	61
S9906	64	S9991	61
S9907	64	S9992	61
S9910	67	S9993	61
S9911	67	S9994	61
S9912	67	S9995	61
S9913	64	S9996	61
S9914	64	S9997	61
S9915	64		
S9916	64		
S9917	66		
S9918	66		
S9919	66		
S9920	11		
S9921	11		
S9922	11		
S9923	11		
S9924	66		
S9925	66		
S9926	64		
S9927	64		
S9928	64		
S9929	64		
S9930	65		
S9931	65		
S9932	65		
S9933	65		
S9934	62		
S9935	62		
S9936	62		
S9937	62		
S9938	62		
S9939	62		
S9940	62		
S9941	62		
S9942	66		
S9946	61		

Discover all that Satco has to offer...



SA1039, Satco Lamp Specification Guide
SA1700, Satco Lighting Components Guide



SA2030, Satco Blink LED Fixtures
SA1710, Satco Freedom Architectural LED Downlights & Retrofits



Nuvo Lighting complete binder set contains:
NU4010, The Decorative Book
NU4020, The Outdoor Book
NU4030, The Basics Book



National Toll-Free:
800-43-SATCO
(800-437-2826)
www.satco.com

Copyright © 2017
Satco Products, Inc
All Rights Reserved.
12/17 SA1297-9
\$10.00



Distribution Centers:

FLORIDA
900 N.W. 159th Dr.
Miami, FL 33169
PH 305-624-2044
FX 305-623-0286

CALIFORNIA
31288 San Benito St.
Hayward, CA 94544
PH 510-487-4822
FX 510-487-8955

WASHINGTON
4710 116th St. S.W.
Mukilteo, WA 98275
PH 425-789-3300
FX 425-789-3310

TEXAS
2000 Valwood Pkwy.
Farmers Branch, TX
75234
PH 972-247-2437
FX 972-247-5408

PUERTO RICO
Campeche St. 23
Julio N. Matos
Industrial Park,
Carolina, PR 00984
PH 787-757-3510
FX 787-757-3540

**Corporate Offices and
Distribution Center:**

NEW YORK
110 Heartland Blvd.
Brentwood, NY 11717
PH 631-243-2022
FX 631-243-2027