



ELECTRICAL FITTINGS & SUPPLIES

 **TOPAZ**[®]
Friendly Service ... Powerful Solutions™



NY Office

NY Office

925 Waverly Avenue
Holtsville, NY 11742
800.666.2852
Fax | 631.654.1261

CA Office

225 Parkside Drive
San Fernando, CA 91340
888.551.2852 or 818.838.3123
Fax | 888.690.2852 or 818.838.3102

FL Office (not pictured)

2020 West 26th Street
Jacksonville, FL 32209
800.338.2852
Fax | 772.778.5386

info@topaz-usa.com

www.topaz-usa.com



CA Office

Welcome to the latest Topaz Electrical Fittings & Supplies catalog!


I simply can't believe we've been doing this together with you in the Electric Supply business for over 30 years. Having started in that three-car garage oh so long ago, the breadth and depth of this catalog is a reflection of the success of the relationships we have built up over all these years. Still a family business, it is our customers and our employees that have truly made Topaz what it is today.

Inside, you'll find many new products. What you won't see is the additional distribution centers and the many new members of the Topaz team we've brought on to continue providing you the industry's best inventory, service and delivery capabilities.

Thank you for your continued support and I look forward to seeing each of you at our industry events.

Tim Gomes
Chief Executive Officer
Topaz Lighting & Electric







We Deliver!

















17,000 SKUs—Always in Stock and Ready for Delivery.

Our comprehensive inventory and professional transport team ensures the DELIVERY of your products when and where you need them. Ask your Topaz representative about local, next day delivery.

At Topaz, We DELIVER Satisfaction, Guaranteed.



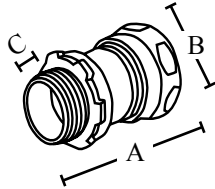
Table of Contents

| | | |
|---|--|----|
|  | EMT Fittings | 1 |
|  | Liquidtight | 2 |
|  | BX-Flex-MC. | 3 |
|  | NM Cable | 4 |
|  | Service Entrance. | 5 |
|  | Conduit Bodies | 6 |
|  | Conduit Support | 7 |
|  | Rigid-IMC Fittings | 8 |
|  | Elbows, Couplings and Nipples | 9 |
|  | Flexible Cord and Nylon Products. | 10 |
|  | Grounding and Wire Accessories | 11 |
|  | Installation and Support Accessories | 12 |
|  | PVC Fittings and Elbows | 13 |
|  | Weatherproof | 14 |
|  | Temporary Lighting | 15 |
|  | Index | 16 |



EMT Connectors and Couplings

Compression Type - Steel



1/2"-2" E18472
2-1/2"-4" E148716

UL Standard: 514B
Fed. Spec. W-F-408E
NEMA: FB 1

Features

- Compression type connector and couplings
- Concrete tight
- Assembled with a steel locknut
- Available with insulated throat

Standard Material

- Steel

Standard Finish

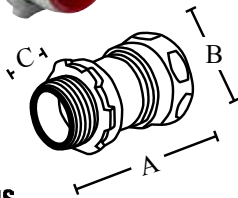
- Zinc plated

Applications

- Connectors: Use to join EMT to box or enclosure
- Couplings: Use to join two lengths of EMT

| Catalog Number | UPC | Size | Unit Carton | Ship Case | Weight/Case | A | B | C |
|----------------|-------|--------|-------------|-----------|-------------|-------|-------|------|
| 651S | 16790 | 1/2" | 25 | 250 | 30 | 1.750 | 1.250 | .406 |
| 652S | 16800 | 3/4" | 25 | 250 | 43 | 1.813 | 1.563 | .406 |
| 653S | 16810 | 1" | 10 | 100 | 25 | 2.000 | 1.813 | .406 |
| 654S | 16820 | 1-1/4" | --- | 25 | 12 | 2.750 | 2.188 | .500 |
| 655S | 16830 | 1-1/2" | --- | 20 | 12 | 3.000 | 2.438 | .500 |
| 656S | 16840 | 2" | --- | 15 | 15 | 3.188 | 2.938 | .688 |
| 657S | 16841 | 2-1/2" | --- | 12 | 19 | 3.875 | 3.688 | .750 |
| 658S | 16842 | 3" | --- | 6 | 15 | 4.375 | 4.313 | .938 |
| 659S | 16843 | 3-1/2" | --- | 6 | 16 | 4.500 | 4.875 | .938 |
| 660S | 16844 | 4" | --- | 6 | 21 | 4.750 | 5.375 | .938 |

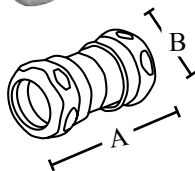
Compression Type with Insulated Throat - Steel



1/2"-2" E18472
2-1/2"-4" E148716

| Catalog Number | UPC | Size | Unit Carton | Ship Case | Weight/Case | A | B | C |
|----------------|-------|--------|-------------|-----------|-------------|-------|-------|------|
| 651Si | 16850 | 1/2" | 25 | 250 | 30 | 1.750 | 1.250 | .406 |
| 652Si | 16860 | 3/4" | 25 | 250 | 33 | 1.813 | 1.563 | .406 |
| 653Si | 16870 | 1" | 10 | 100 | 28 | 2.000 | 1.813 | .406 |
| 654Si | 16880 | 1-1/4" | --- | 25 | 8 | 2.750 | 2.188 | .500 |
| 655Si | 16890 | 1-1/2" | --- | 20 | 9 | 3.000 | 2.438 | .500 |
| 656Si | 16900 | 2" | --- | 15 | 12 | 3.188 | 2.938 | .688 |
| 657Si | 16901 | 2-1/2" | --- | 12 | 19 | 3.875 | 3.688 | .750 |
| 658Si | 16902 | 3" | --- | 12 | 25 | 4.375 | 4.313 | .938 |
| 659Si | 16903 | 3-1/2" | --- | 6 | 15 | 4.500 | 4.875 | .938 |
| 660Si | 16904 | 4" | --- | 6 | 19 | 4.750 | 5.375 | .938 |

Compression Type Coupling - Steel



E18472

UL Standard: 514B
Fed. Spec. W-F-408E
NEMA: FB 1

| Catalog Number | UPC | Size | Unit Carton | Ship Case | Weight/Case | A | B |
|----------------|-------|--------|-------------|-----------|-------------|-------|-------|
| 661S | 17010 | 1/2" | 25 | 250 | 32 | 1.688 | 1.250 |
| 662S | 17020 | 3/4" | 25 | 250 | 40 | 2.000 | 1.563 |
| 663S | 17030 | 1" | 10 | 100 | 31 | 2.125 | 1.813 |
| 664S | 17040 | 1-1/4" | --- | 25 | 15 | 3.063 | 2.188 |
| 665S | 17050 | 1-1/2" | --- | 20 | 15 | 3.125 | 2.438 |
| 666S | 17060 | 2" | --- | 15 | 18 | 3.375 | 2.938 |
| 667S | 17061 | 2-1/2" | --- | 6 | 14 | 4.875 | 3.688 |
| 668S | 17062 | 3" | --- | 6 | 19 | 5.250 | 4.313 |
| 669S | 17063 | 3-1/2" | --- | 6 | 21 | 5.500 | 4.875 |
| 670S | 17064 | 4" | --- | 3 | 15 | 5.750 | 5.375 |

EMT Connectors and Couplings

Compression Type - Raintight - Steel

Features

- Compression type connector and couplings
- Concrete tight and raintight
- Assembled with a steel locknut & gasket
- Available with insulated throat

Standard Material

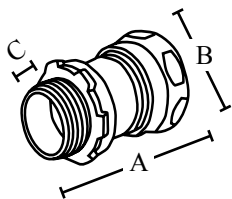
- Steel

Standard Finish

- Zinc plated

Applications

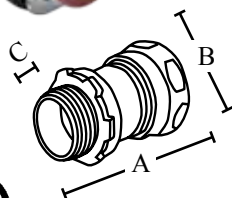
- Connectors: Use to join EMT to box or enclosure
- Couplings: Use to join two lengths of EMT



1/2"-2" E18472
2-1/2"-4" E148716

| Catalog Number | UPC | Size | Unit Carton | Ship Case | Weight/Case | A | B | C |
|----------------|-------|--------|-------------|-----------|-------------|-------|-------|-------|
| 651SRT | 83059 | 1/2" | 25 | 250 | 30 | .689 | .500 | 1.125 |
| 652SRT | 83060 | 3/4" | 25 | 250 | 43 | .750 | .500 | 1.375 |
| 653SRT | 83061 | 1" | 10 | 100 | 25 | .846 | .562 | 1.687 |
| 654SRT | 83062 | 1-1/4" | --- | 25 | 12 | 1.687 | 1.012 | 2.062 |
| 655SRT | 83063 | 1-1/2" | --- | 20 | 12 | 1.717 | 1.062 | 2.250 |
| 656SRT | 83064 | 2" | --- | 15 | 15 | 1.875 | 1.125 | 2.750 |
| 657SRT | 83598 | 2-1/2" | --- | 12 | 19 | 1.968 | 1.562 | 3.625 |
| 658SRT | 83599 | 3" | --- | 12 | 15 | 2.689 | 1.562 | 4.250 |
| 659SRT | 83658 | 3-1/2" | --- | 5 | 16 | 2.812 | 1.812 | 4.687 |
| 660SRT | 83659 | 4" | --- | 3 | 21 | 2.812 | 1.812 | 5.187 |

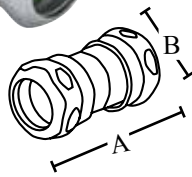
Compression Type with Insulated Throat - Raintight - Steel



1/2"-2" E18472
2-1/2"-4" E148716

| Catalog Number | UPC | Size | Unit Carton | Ship Case | Weight/Case | A | B | C |
|----------------|-------|--------|-------------|-----------|-------------|-------|-------|-------|
| 651SiRT | 83006 | 1/2" | 25 | 250 | 30 | .689 | .500 | 1.125 |
| 652SiRT | 83007 | 3/4" | 25 | 250 | 43 | .750 | .500 | 1.375 |
| 653SiRT | 83008 | 1" | 10 | 100 | 25 | .846 | .562 | 1.687 |
| 654SiRT | 83009 | 1-1/4" | --- | 25 | 12 | 1.687 | 1.012 | 2.062 |
| 655SiRT | 83010 | 1-1/2" | --- | 20 | 12 | 1.717 | 1.062 | 2.250 |
| 656SiRT | 83011 | 2" | --- | 15 | 15 | 1.875 | 1.125 | 2.750 |
| 657SiRT | 83512 | 2-1/2" | --- | 12 | 19 | 1.968 | 1.562 | 3.625 |
| 658SiRT | 83513 | 3" | --- | 6 | 15 | 2.689 | 1.562 | 4.250 |
| 659SiRT | 83660 | 3-1/2" | --- | 5 | 16 | 2.812 | 1.812 | 4.687 |
| 660SiRT | 83661 | 4" | --- | 3 | 21 | 2.812 | 1.812 | 5.187 |

Compression Type Raintight Coupling - Steel

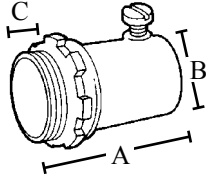


1/2"-2" E18472
2-1/2"-4" E148716

| Catalog Number | UPC | Size | Unit Carton | Ship Case | Weight/Case | A | B |
|----------------|-------|--------|-------------|-----------|-------------|-------|-------|
| 661SRT | 83071 | 1/2" | 25 | 250 | 35 | 1.625 | 1.125 |
| 662SRT | 83072 | 3/4" | 25 | 250 | 25 | 1.750 | 1.375 |
| 663SRT | 83073 | 1" | 10 | 100 | 28 | 1.875 | 1.687 |
| 664SRT | 83074 | 1-1/4" | --- | 25 | 15 | 2.250 | 2.062 |
| 665SRT | 83075 | 1-1/2" | --- | 20 | 15 | 2.250 | 2.250 |
| 666SRT | 83076 | 2" | --- | 15 | 18 | 2.375 | 2.750 |
| 667SRT | 83602 | 2-1/2" | --- | 12 | 14 | 3.875 | 3.625 |
| 668SRT | 83603 | 3" | --- | 6 | 19 | 4.000 | 4.250 |
| 669SRT | 83662 | 3-1/2" | --- | 5 | 21 | 4.687 | 4.687 |
| 670SRT | 83663 | 4" | --- | 6 | 15 | 4.937 | 5.187 |

EMT Connectors and Couplings

Set Screw Type - Steel



1/2"-2" E18472
2-1/2"-4" E148716

Features

- Set screw type connectors and couplings
- Concrete tight when taped
- Assembled with a steel locknut
- Available with insulated throat

Applications

- Connectors: Use to join EMT to box or enclosure
- Couplings: Use to join two lengths of EMT

Standard Material

- Steel

Standard Finish

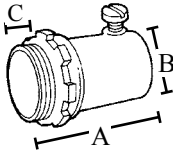
- Zinc plated

| Catalog Number | UPC | Size | Unit Carton | Ship Case | Weight/Case | A | B | C |
|----------------|-------|--------|-------------|-----------|-------------|-------|-------|-------|
| 631S | 23000 | 1/2" | 50 | 500 | 50 | 1.531 | 1.313 | .438 |
| 632S | 23010 | 3/4" | 25 | 250 | 35 | 1.625 | 1.563 | .469 |
| 633S | 23020 | 1" | 50 | 200 | 46 | 2.250 | 1.938 | .563 |
| 634S | 23030 | 1-1/4" | --- | 25 | 10 | 2.500 | 2.250 | .563 |
| 635S | 23040 | 1-1/2" | --- | 25 | 14 | 2.750 | 2.750 | .563 |
| 636S | 23050 | 2" | --- | 20 | 16 | 3.313 | 3.563 | .750 |
| 637S* | 23060 | 2-1/2" | --- | 12 | 17 | 3.813 | 4.188 | .938 |
| 638S* | 23070 | 3" | --- | 12 | 22 | 3.938 | 4.688 | .938 |
| 639S* | 23080 | 3-1/2" | --- | 6 | 15 | 4.188 | 5.188 | 1.000 |
| 640S* | 23090 | 4" | --- | 6 | 17 | 3.75 | 1.050 | 4.99 |

* EMT and Rigid

1/2"-1" - 1 screw 1-1/4"-4" 2 screw

Set Screw Type with Insulated Throat - Steel



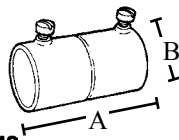
1/2"-2" E18472
2-1/2"-4" E148716

| Catalog Number | UPC | Size | Unit Carton | Ship Case | Weight/Case | A | B | C |
|----------------|-------|--------|-------------|-----------|-------------|-------|-------|-------|
| 631Si | 23100 | 1/2" | 50 | 500 | 50 | 1.531 | 1.313 | .438 |
| 632Si | 23110 | 3/4" | 25 | 250 | 35 | 1.625 | 1.563 | .469 |
| 633Si | 23120 | 1" | 50 | 200 | 46 | 2.250 | 1.938 | .563 |
| 634Si | 23130 | 1-1/4" | --- | 25 | 10 | 2.500 | 2.250 | .563 |
| 635Si | 23140 | 1-1/2" | --- | 25 | 14 | 2.750 | 2.750 | .563 |
| 636Si | 23150 | 2" | --- | 20 | 16 | 3.313 | 3.563 | .750 |
| 637Si* | 23160 | 2-1/2" | --- | 12 | 17 | 3.813 | 4.188 | .938 |
| 638Si* | 23170 | 3" | --- | 12 | 22 | 3.938 | 4.688 | .938 |
| 639Si* | 23180 | 3-1/2" | --- | 6 | 15 | 4.188 | 5.188 | 1.000 |
| 640Si* | 23190 | 4" | --- | 6 | 17 | 3.75 | 1.050 | 4.99 |

* EMT and Rigid

1/2"-1" - 1 screw 1-1/4"-4" 2 screw

Set Screw Type Coupling - Steel



1/2"-2" E18472
1/2"-4" E148716

UL Standard: 514B
Fed. Spec. W-F-408E
NEMA: FB 1

| Catalog Number | UPC | Size | Unit Carton | Ship Case | Weight/Case | A | B |
|----------------|-------|--------|-------------|-----------|-------------|-------|------|
| 641S | 23200 | 1/2" | 50 | 500 | 50 | 1.750 | .88 |
| 642S | 23210 | 3/4" | 25 | 250 | 38 | 2.125 | 1.06 |
| 643S | 23220 | 1" | 10 | 100 | 24 | 2.500 | 1.31 |
| 644S | 23230 | 1-1/4" | --- | 25 | 11 | 3.25 | 1.69 |
| 645S | 23240 | 1-1/2" | --- | 25 | 17 | 3.75 | 1.94 |
| 646S | 23250 | 2" | --- | 20 | 18 | 4.00 | 2.38 |
| 647S* | 23260 | 2-1/2" | --- | 12 | 19 | 4.25 | 3.19 |
| 648S* | 23270 | 3" | --- | 12 | 26 | 4.50 | 3.19 |
| 649S* | 23280 | 3-1/2" | --- | 6 | 15 | 4.75 | 4.31 |
| 650S* | 23290 | 4" | --- | 6 | 17 | 5.00 | 4.81 |

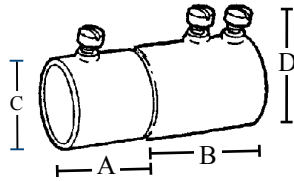
* EMT and Rigid

1/2"-1" 2 screw 1-1/4"-4" 4 screw



Combination Couplings

Set Screw Type - EMT to Rigid - Steel



Features

- Ensures continued mechanical protection
- Concrete tight when taped

Applications

- Indoor use only
- Use to join EMT conduit to Rigid metal conduit
- Can be used with EMT indoors only

Standard Material

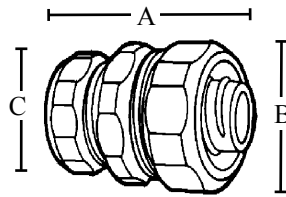
- Steel

Standard Finish

- Zinc plated

| Catalog Number | UPC | Size | Unit Carton | Ship Case | Weight/Case | A | B | C | D | Screws |
|----------------|-------|-------------|-------------|-----------|-------------|-------|-------|-------|-------|--------|
| 391S | 70210 | 1/2" - 1/2" | 25 | 250 | 33 | .85 | 1.200 | .720 | .855 | 2 |
| 392S | 70220 | 3/4" - 3/4" | 10 | 100 | 25 | 1.00 | 1.310 | .940 | 1.065 | 2 |
| 393S | 70230 | 1" - 1" | 10 | 100 | 33 | 1.270 | 1.530 | 1.170 | 1.320 | 3 |

Compression Type - EMT to Liquidtight - Steel



Features

- EMT to liquidtight
- Compression type
- Reusable ferrule

Applications

- Use to connect LT conduit to EMT 1/2" through 1", ideal for rooftop HVAC air conditioners and motor hook-ups
- Can be used with EMT indoors only

Standard Material

- Steel

Standard Finish

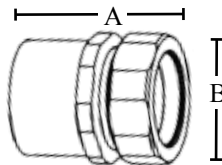
- Zinc plated

| Catalog Number | UPC | Size | Unit Carton | Ship Case | Weight/Case | A | B | C |
|----------------|-------|-------------|-------------|-----------|-------------|------|------|------|
| 271 | 12260 | 1/2" - 1/2" | 25 | 250 | 20 | 1.64 | 1.39 | 1.09 |
| 272 | 12270 | 3/4" - 3/4" | 20 | 200 | 14 | 1.75 | 1.72 | 1.30 |
| 273 | 12280 | 1" - 1" | 10 | 100 | 16 | 2.00 | 1.75 | 1.50 |

Compression Type EMT to Rigid - Steel



UL standard 514B NEMA FB 1
Federal Spec A-A-50553



Features

- Internally threaded for Rigid/IMC conduit
- Compression type EMT
- Raintight

Applications

- Indoor use only
- Use to join Rigid/IMC conduit to EMT between 2 different raceways
- Coupling internally threaded for Rigid/IMC
- Compression type for EMT, concrete tight

Standard Material

- Steel

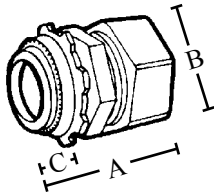
Standard Material

- Zinc plated

| Catalog Number | UPC | Size | Unit Carton | Ship Case | Weight/Case | A | B |
|----------------|-------|------|-------------|-----------|-------------|------|------|
| 391C | 87320 | 1/2" | 20 | 200 | 31 | 1.1 | 1.57 |
| 392C | 87321 | 3/4" | 10 | 100 | 21 | 1.33 | 1.62 |
| 393C | 87322 | 1" | 10 | 100 | 30 | 1.63 | 1.82 |

EMT Connectors and Couplings

Compression Type - Zinc Die Cast



1/2"-2" E18472
2-1/2"-4" E148716

Features

- Compression type connector
- Concrete tight
- Assembled with a die cast locknut
- Available with insulated throat

Applications

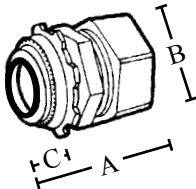
- Connectors; use to join EMT to box or enclosure
- Couplings; use to join two lengths of EMT

Standard Material

- Zinc die cast

| Catalog Number | UPC | Size | Unit Carton | Ship Case | Weight/Case | A | B | C |
|----------------|-------|--------|-------------|-----------|-------------|------|------|------|
| 651 | 16590 | 1/2" | 50 | 500 | 50 | 1.26 | 1.26 | .420 |
| 652 | 16600 | 3/4" | 25 | 250 | 35 | 1.34 | 1.34 | .420 |
| 653 | 16610 | 1" | 50 | 200 | 40 | 1.49 | 1.49 | .525 |
| 654 | 16620 | 1-1/4" | --- | 25 | 10 | 1.67 | 1.67 | .630 |
| 655 | 16630 | 1-1/2" | --- | 20 | 11 | 1.87 | 1.87 | .620 |
| 656 | 16640 | 2" | --- | 15 | 12 | 2.01 | 2.01 | .680 |
| 657 | 16650 | 2-1/2" | --- | 12 | 13 | 2.63 | 2.63 | .860 |
| 658 | 16660 | 3" | --- | 12 | 16 | 2.77 | 2.77 | 1.01 |
| 659 | 16670 | 3-1/2" | --- | 10 | 18 | 2.77 | 2.77 | .94 |
| 660 | 16680 | 4" | --- | 6 | 12 | 2.77 | 2.77 | 1.00 |

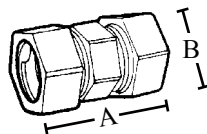
Compression Type with Insulated Throat - Zinc Die Cast



E18472

| Catalog Number | UPC | Size | Unit Carton | Ship Case | Weight/Case | A | B | C |
|----------------|-------|--------|-------------|-----------|-------------|------|------|------|
| 651i | 16690 | 1/2" | 50 | 200 | 50 | 1.26 | 1.26 | .420 |
| 652i | 16700 | 3/4" | 25 | 250 | 35 | 1.34 | 1.34 | .420 |
| 653i | 16710 | 1" | 50 | 200 | 40 | 1.49 | 1.49 | .525 |
| 654i | 16720 | 1-1/4" | --- | 25 | 10 | 1.67 | 1.67 | .630 |
| 655i | 16730 | 1-1/2" | --- | 20 | 11 | 1.87 | 1.87 | .620 |
| 656i | 16740 | 2" | --- | 15 | 12 | 2.01 | 2.01 | .680 |
| 657i | 16750 | 2-1/2" | --- | 12 | 13 | 2.63 | 2.63 | .860 |
| 658i | 16760 | 3" | --- | 12 | 16 | 2.77 | 2.77 | 1.01 |
| 659i | 16770 | 3-1/2" | --- | 10 | 18 | 2.77 | 2.77 | .94 |
| 660i | 16780 | 4" | --- | 6 | 12 | 2.77 | 2.77 | 1.00 |

Compression Type Coupling - Zinc Die Cast



1/2"-2" E18472
2-1/2"-4" E148716

| Catalog Number | UPC | Size | Unit Carton | Ship Case | Weight/Case | A | B |
|----------------|-------|--------|-------------|-----------|-------------|------|------|
| 661 | 16910 | 1/2" | 50 | 500 | 60 | 1.50 | 1.10 |
| 662 | 16920 | 3/4" | 25 | 250 | 48 | 1.62 | 1.31 |
| 663 | 16930 | 1" | 50 | 200 | 56 | 1.84 | 1.67 |
| 664 | 16940 | 1-1/4" | --- | 25 | 11 | 2.05 | 2.10 |
| 665 | 16950 | 1-1/2" | --- | 20 | 14 | 2.47 | 2.30 |
| 666 | 16960 | 2" | --- | 15 | 14 | 2.56 | 2.85 |
| 667 | 16970 | 2-1/2" | --- | 12 | 16 | 3.29 | 3.70 |
| 668 | 16980 | 3" | --- | 12 | 21 | 3.42 | 4.49 |
| 669 | 16990 | 3-1/2" | --- | 10 | 22 | 3.51 | 5.06 |
| 670 | 17000 | 4" | --- | 6 | 15 | 3.54 | 5.63 |

EMT Connectors and Couplings

Set Screw Type - Zinc Die Cast

Features

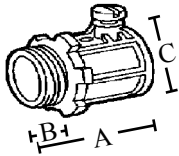
- Set screw type connector
- Concrete tight when taped
- Assembled with a die cast locknut
- Available with insulated throat

Applications

- Connectors; use to join EMT to box or enclosure
- Couplings; use to join two lengths of EMT

Standard Material

- Zinc die cast



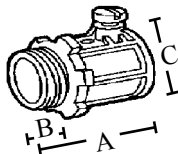
1/2"-2" E18472
2-1/2"-4" E148716

| Catalog Number | UPC | Size | Unit Carton | Ship Case | Weight/Case | A | B | C |
|----------------|-------|--------|-------------|-----------|-------------|------|-------|------|
| 631 | 16290 | 1/2" | 50 | 500 | 35 | 1.16 | .400 | 1.06 |
| 632 | 16300 | 3/4" | 25 | 250 | 25 | 1.39 | .400 | 1.30 |
| 633 | 16310 | 1" | --- | 50 | 30 | 1.55 | .520 | 1.52 |
| 634 | 16320 | 1-1/4" | --- | 25 | 8 | 1.93 | .560 | 1.95 |
| 635 | 16330 | 1-1/2" | --- | 25 | 10 | 2.28 | .720 | 1.18 |
| 636 | 16340 | 2" | --- | 20 | 11 | 2.50 | .730 | 2.64 |
| 637* | 16350 | 2-1/2" | --- | 12 | 10 | 3.08 | .920 | 3.27 |
| 638* | 16360 | 3" | --- | 12 | 12 | 3.37 | 1.050 | 3.91 |
| 639* | 16370 | 3-1/2" | --- | 10 | 13 | 3.46 | 1.050 | 4.46 |
| 640* | 16380 | 4" | --- | 6 | 9 | 3.75 | 1.050 | 4.99 |

* EMT and Rigid

1/2"-1" 2 Screw, 1-1/4"-4" 4 Screw

Set Screw Type with Insulated Throat - Zinc Die Cast




1/2"-2" E18472
2-1/2"-4" E148716

| Catalog Number | UPC | Size | Unit Carton | Ship Case | Weight/Case | A | B | C |
|----------------|-------|--------|-------------|-----------|-------------|------|-------|------|
| 631i | 16390 | 1/2" | 50 | 500 | 35 | 1.16 | .400 | 1.06 |
| 632i | 16400 | 3/4" | 25 | 250 | 25 | 1.39 | .400 | 1.30 |
| 633i | 16410 | 1" | 50 | 200 | 30 | 1.55 | .520 | 1.52 |
| 634i | 16420 | 1-1/4" | --- | 25 | 8 | 1.93 | .560 | 1.95 |
| 635i | 16430 | 1-1/2" | --- | 25 | 10 | 2.28 | .720 | 1.18 |
| 636i | 16440 | 2" | --- | 20 | 11 | 2.50 | .730 | 2.64 |
| 637i* | 16450 | 2-1/2" | --- | 12 | 10 | 3.08 | .920 | 3.27 |
| 638i* | 16460 | 3" | --- | 12 | 12 | 3.37 | 1.050 | 3.91 |
| 639i* | 16470 | 3-1/2" | --- | 10 | 13 | 3.46 | 1.050 | 4.46 |
| 640i* | 16480 | 4" | --- | 6 | 8 | 3.75 | 1.050 | 4.99 |

* EMT and Rigid

1/2"-1" 2 Screw, 1-1/4"-4" 4 Screw

Set Screw Type Coupling - Zinc Die Cast



1/2"-2" E18472
1/2"-4" E148716
UL Standard: 514B
Fed. Spec. W-F-408E
NEMA: FB 1

| Catalog Number | UPC | Size | Unit Carton | Ship Case | Weight/Case | A | B |
|----------------|-------|--------|-------------|-----------|-------------|------|------|
| 641 | 16490 | 1/2" | 50 | 500 | 35 | 1.53 | 0.93 |
| 642 | 16500 | 3/4" | 25 | 250 | 25 | 1.92 | 1.16 |
| 643 | 16510 | 1" | 50 | 200 | 28 | 1.00 | 1.44 |
| 644 | 16520 | 1-1/4" | --- | 25 | 8 | 2.52 | 1.84 |
| 645 | 16530 | 1-1/2" | --- | 25 | 15 | 2.85 | 2.05 |
| 646 | 16540 | 2" | --- | 20 | 11 | 3.41 | 2.51 |
| 647 | 16550 | 2-1/2" | --- | 12 | 9 | 4.21 | 3.30 |
| 648 | 16560 | 3" | --- | 12 | 12 | 4.67 | 4.01 |
| 649 | 16570 | 3-1/2" | --- | 10 | 12 | 4.85 | 4.52 |
| 650 | 16580 | 4" | --- | 6 | 10 | 5.47 | 5.01 |

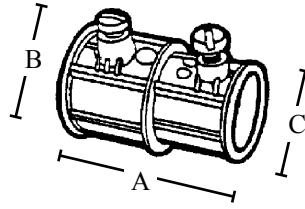
1/2"-1" 2 Screw, 1-1/4"-4" 4 Screw

Combination Couplings

Set Screw Type - EMT to BX - Zinc Die Cast



E148716
E18472



Features

- Screw in type
- Combination coupling used to join BX cable to EMT

Applications

- Indoor use only
- Use to join 1/2" EMT to 3/8" BX Cable

Standard Material

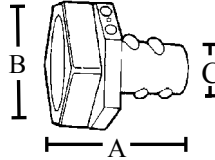
- Zinc die cast

| Catalog Number | UPC | Size | Unit Carton | Ship Case | Weight/Case | A | B | C |
|----------------|-------|--------------------|-------------|-----------|-------------|------|-----|-----|
| 590 | 15780 | 1/2" - 3/8" | 25 | 250 | 15 | 1.25 | .93 | .78 |

Screw In Type - EMT Compression to Flex - Zinc Die Cast



E148716
E18472



Features

- Screw in to compression type
- Combination coupling used to join flexible metal conduit to EMT

Applications

- Indoor use only
- Use to join EMT conduit to flexible metallic conduit
- Suitable for: 1/2" steel, steel reduced wall, and aluminum flexible metal conduit to EMT, 3/4"-1" flexible metal conduit to EMT

Standard Material

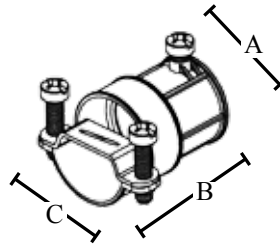
- Zinc die cast

| Catalog Number | UPC | Size | Unit Carton | Ship Case | Weight/Case | A | B | C |
|----------------|-------|--------------------|-------------|-----------|-------------|-------|-------|-------|
| 131 | 10840 | 1/2" - 1/2" | 50 | 500 | 40 | 1.660 | 1.000 | .723 |
| 132 | 10850 | 3/4" - 3/4" | 25 | 250 | 28 | 1.680 | 1.180 | .931 |
| 133 | 10860 | 1" - 1" | 25 | 250 | 58 | 1.895 | 1.625 | 1.070 |

Set Screw to Clamp Type - EMT to Flex - Zinc Die Cast



E148716
E18472



Features

- Tri combo screw
- Set screw to clamp type
- EMT to flex combination coupling
- UL listed

Applications

- Indoor use only
- Use to join EMT conduit to flexible metal conduit

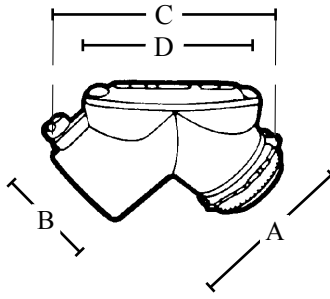
Standard Material

- Zinc die cast
- Zinc plated steel strap

| Catalog Number | UPC | Size | Unit Carton | Ship Case | Weight/Case | A | B | C |
|----------------|-------|--------------------|-------------|-----------|-------------|------|------|------|
| 181 | 11420 | 1/2" - 1/2" | 25 | 250 | 25 | 1.13 | 1.66 | 1.58 |
| 182 | 11430 | 3/4" - 3/4" | --- | 100 | 15 | 1.34 | 1.91 | 1.81 |
| 182A | 11431 | 1" - 1" | --- | 50 | 13 | 1.58 | 2.19 | 2.13 |

EMT 90° Pull Elbows

Set Screw Type - EMT to Box - Zinc Die Cast



Features

- Removable aluminum cover facilitates wire pulling
- Die cast locknut provided

Applications

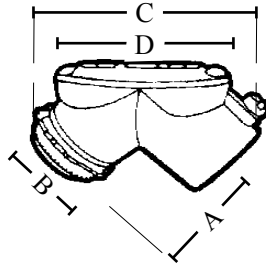
- Dry location use
- Use to connect EMT conduit to a metal outlet box or enclosure to form a 90° bend

Standard Material

- Zinc die cast

| Catalog Number | UPC | Size | Unit Carton | Ship Case | Weight/Case | A | B | C | D |
|----------------|-------|-------------|-------------|-----------|-------------|------|------|------|------|
| 371 | 13610 | 1/2" | 10 | 100 | 22 | 1.31 | .93 | 2.40 | 1.80 |
| 372 | 13620 | 3/4" | 5 | 50 | 17 | 1.47 | 1.22 | 2.66 | 2.14 |

Threaded Set Screw Type - EMT to Box - Zinc Die Cast



Features

- Rigid to box pull elbows/EMT & Rigid
- Removable cover facilitates wire pulling
- Neoprene gasket

Applications

- Indoor or outdoor use
- Use to connect a run of threaded Rigid or IMC conduit to an outlet box or other metal enclosure
- Can be used with EMT indoors only

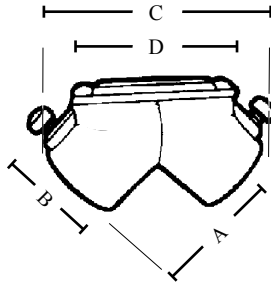
Standard Material

- Zinc die cast

| Catalog Number | UPC | Size | Unit Carton | Ship Case | Weight/Case | A | B | C | D |
|----------------|-------|---------------|-------------|-----------|-------------|------|------|------|------|
| 361SS | 85034 | 1/2" | 10 | 100 | 31 | 1.31 | 1.09 | 2.40 | 1.80 |
| 362SS | 85035 | 3/4" | 5 | 50 | 18 | 1.47 | 1.29 | 2.66 | 2.14 |
| 363SS | 85036 | 1" | --- | 25 | 21 | 2.80 | 1.60 | 3.66 | 3.16 |
| 364SS | 85037 | 1-1/4" | --- | 20 | 25 | 3.13 | 1.96 | 5.16 | 3.24 |

EMT 90° Pull Elbows

Threaded Set Screw Type - Rigid to Rigid/EMT to Rigid



Features

- Rigid to rigid pull elbows/EMT & Rigid
- Removable cover facilitates wire pulling
- Neoprene gasket

Applications

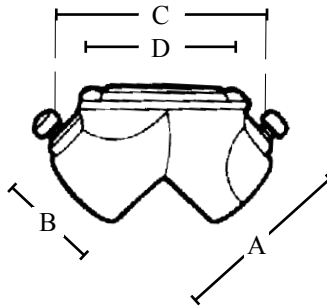
- Indoor or outdoor use (Rigid only)
- Use as a wire pulling elbow to facilitate wire pulling through a sharp bend in a run of threaded Rigid or IMC conduit
- Can be used with EMT indoors only

Standard Material

- Zinc die cast

| Catalog Number | UPC | Size | Unit Carton | Ship Case | Weight/Case | A | B | C | D |
|----------------|-------|---------------|-------------|-----------|-------------|------|------|------|------|
| 351SS | 85030 | 1/2" | 10 | 100 | 28 | 1.31 | 1.09 | 2.50 | 1.78 |
| 352SS | 85031 | 3/4" | 5 | 50 | 17 | 1.43 | 1.29 | 2.76 | 2.13 |
| 353SS | 85032 | 1" | --- | 25 | 16 | 1.95 | 1.59 | 3.86 | 3.17 |
| 354SS | 85033 | 1-1/4" | --- | 20 | 18 | 2.26 | 1.97 | 4.56 | 3.25 |

Set Screw Type - EMT to EMT - Zinc Die Cast



Features

- Corrosion resistant fabrication
- Removable cover facilitates wire pulling

Applications

- Dry location use
- Use to connect EMT conduit together on a 90° bend

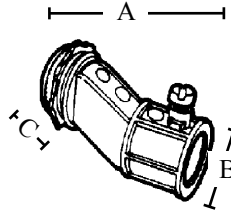
Standard Material

- Zinc die cast

| Catalog Number | UPC | Size | Unit Carton | Ship Case | Weight/Case | A | B | C | D |
|----------------|-------|---------------|-------------|-----------|-------------|------|------|------|------|
| 381 | 13630 | 1/2" | 10 | 100 | 24 | 1.31 | .94 | 2.50 | 1.78 |
| 382 | 13640 | 3/4" | 5 | 50 | 19 | 1.59 | 1.24 | 2.76 | 2.13 |
| 383 | 13650 | 1" | --- | 25 | 16 | 1.94 | 1.61 | 3.86 | 3.17 |
| 384 | 13660 | 1-1/4" | --- | 20 | 20 | 2.26 | 2.00 | 4.56 | 3.25 |

EMT Offset Connectors

Set Screw Type - EMT to Box - Zinc Die Cast



Features

- Concrete tight when taped

Applications

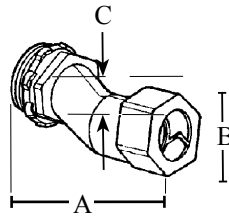
- Indoor or outdoor use
- Use to connect EMT conduit to a metal outlet box or enclosure where an offset is desired

Standard Material

- Zinc die cast

| Catalog Number | UPC | Size | Unit Carton | Ship Case | Weight/Case | A | B | C |
|----------------|-------|-------------|-------------|-----------|-------------|------|------|-----|
| 771 | 17960 | 1/2" | 10 | 100 | 12 | 2.10 | .94 | .52 |
| 772 | 17970 | 3/4" | 10 | 100 | 19 | 3.00 | 1.16 | .52 |
| 773 | 17980 | 1" | 10 | 100 | 25 | 3.16 | 1.42 | .67 |

Compression Type - EMT to Box - Zinc Die Cast



Features

- Concrete tight

Applications

- Indoor or outdoor use
- Use to connect EMT conduit to a metal outlet box or enclosure where an offset is desired

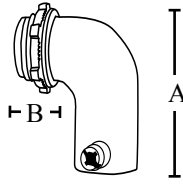
Standard Material

- Zinc die cast

| Catalog Number | UPC | Size | Unit Carton | Ship Case | Weight/Case | A | B | C |
|----------------|-------|-------------|-------------|-----------|-------------|------|------|-----|
| 781 | 17990 | 1/2" | 20 | 200 | 26 | 2.13 | 1.00 | .52 |
| 782 | 18000 | 3/4" | 10 | 100 | 21 | 2.90 | 1.19 | .75 |

EMT 90° Connectors

Set Screw Type - Zinc Die Cast



Features

- Concrete tight when taped
- For use with 1/2"-3/4" EMT

Applications

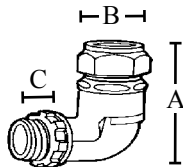
- Indoor or outdoor use
- Short radius
- Use to connect EMT conduit to a steel outlet box or enclosure where a close radius is desired

Standard Material

- Zinc die cast

| Catalog Number | UPC | Size | Unit Carton | Ship Case | Weight/Case | A | B |
|----------------|-------|------|-------------|-----------|-------------|------|-----|
| 161 | 11350 | 1/2" | 25 | 250 | 40 | 1.66 | .52 |
| 162 | 11360 | 3/4" | 20 | 200 | 50 | 1.98 | .52 |

Compression Type - Zinc Die Cast



Features

- Concrete tight
- Exceptional wire pulling capability

Applications

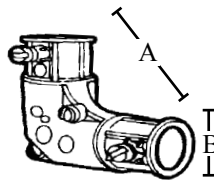
- Indoor or outdoor use
- Use to connect EMT conduit to a steel outlet box or enclosure where a large radius is desired

Standard Material

- Zinc die cast

| Catalog Number | UPC | Size | Unit Carton | Ship Case | Weight/Case | A | B | C |
|----------------|-------|------|-------------|-----------|-------------|------|------|-----|
| 431 | 13960 | 1/2" | 25 | 250 | 50 | 1.75 | .83 | .52 |
| 432 | 13970 | 3/4" | 20 | 200 | 52 | 1.86 | .95 | .52 |
| 433 | 13980 | 1" | 10 | 100 | 46 | 2.21 | 1.12 | .67 |

Set Screw Type – EMT to EMT - Inside Corner - Zinc Die Cast



Features

- Set screw assembly provides concrete tight connections when taped
- Removable cover facilitates wire pulling

Applications

- Dry location use
- Use to connect EMT conduit together on a 90° inside corner

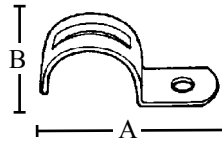
Standard Material

- Zinc die cast

| Catalog Number | UPC | Size | Unit Carton | Ship Case | Weight/Case | A | B |
|----------------|-------|------|-------------|-----------|-------------|------|------|
| 341 | 13470 | 1/2" | 10 | 100 | 20 | 1.81 | 1.00 |
| 342 | 13480 | 3/4" | 5 | 50 | 15 | 2.00 | 1.25 |

EMT Straps

Snap-On Type - One Hole - Steel



Features

- Snap-on type EMT strap with one hole
- Inverted rib for strength

Applications

- Support EMT conduit

Standard Material

- Steel

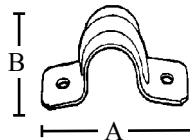
Standard Finish

- Zinc plated

| Catalog Number | UPC | Size | Unit Carton | Ship Case | Weight/Case | A | B |
|----------------|-------|--------|-------------|-----------|-------------|------|------|
| 511 | 15610 | 1/2" | 100 | 1000 | 25 | 1.79 | .57 |
| 512 | 15620 | 3/4" | 100 | 1000 | 30 | 1.96 | .62 |
| 513 | 15630 | 1" | 50 | 500 | 25 | 2.25 | .75 |
| 514 | 15640 | 1-1/4" | 25 | 250 | 20 | 2.85 | .88 |
| 515 | 15650 | 1-1/2" | 10 | 100 | 12 | 3.16 | .99 |
| 516 | 15660 | 2" | 10 | 100 | 16 | 3.93 | 1.10 |
| 517* | 15670 | 2-1/2" | --- | 50 | 21 | 5.00 | 1.28 |
| 518* | 15680 | 3" | --- | 25 | 13 | 5.55 | 1.28 |
| 519* | 15690 | 3-1/2" | --- | 25 | 18 | 6.37 | 1.28 |
| 520* | 15700 | 4" | --- | 25 | 20 | 6.87 | 1.28 |

*EMT and Rigid

Snap-On Type - Two Hole - Steel



Features

- Snap-on type EMT strap with two holes

Applications

- Use to support EMT conduit where greater load bearing is required

Standard Material

- Steel

Standard Finish

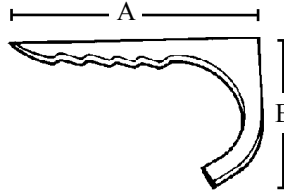
- Zinc plated

| Catalog Number | UPC | Size | Unit Carton | Ship Case | Weight/Case | A | B |
|----------------|-------|--------|-------------|-----------|-------------|------|------|
| 521 | 14950 | 1/2" | 50 | 500 | 10 | 2.20 | .56 |
| 522 | 14960 | 3/4" | 50 | 500 | 10 | 2.67 | .62 |
| 523 | 14970 | 1" | 50 | 500 | 15 | 2.97 | .68 |
| 524 | 14980 | 1-1/4" | 20 | 200 | 12 | 3.67 | .75 |
| 525 | 14990 | 1-1/2" | 20 | 200 | 16 | 4.22 | .88 |
| 526 | 15000 | 2" | --- | 50 | 7 | 4.91 | 1.00 |
| 527* | 15010 | 2-1/2" | --- | 25 | 6 | 5.91 | 1.00 |
| 528* | 15020 | 3" | --- | 25 | 7 | 6.71 | 1.00 |
| 529* | 15030 | 3-1/2" | --- | 25 | 8 | 7.51 | 1.00 |
| 530* | 15040 | 4" | --- | 25 | 7 | 8.31 | 1.00 |

*EMT and Rigid

EMT Drive Straps

Flat Type - Steel



Features

- Flat style
- High strength steel construction

Applications

- Indoor or outdoor use
- To secure EMT conduit to a wood or masonry surface

Standard Material

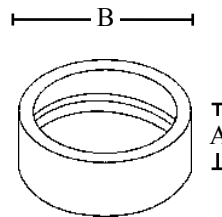
- Steel

Standard Finish

- Zinc plated

| Catalog Number | UPC | Size | Unit Carton | Ship Case | Weight/Case | A | B |
|----------------|-------|-------------|-------------|-----------|-------------|------|------|
| DS1 | 20380 | 1/2" | 100 | 1000 | 10 | 2.13 | 1.10 |
| DS2 | 20390 | 3/4" | 100 | 1000 | 18 | 2.13 | 1.20 |
| DS3 | 20400 | 1" | 100 | 1000 | 23 | 2.25 | 1.50 |

EMT Insulating Bushings



Features

- Provides smooth, rounded surfaces at ends of raceways and avoids abrasion damage to cables

Applications

- Indoor use only
- Protects cables in communications and security systems against abrasion from edge of EMT

Standard Material

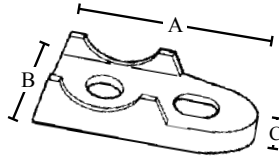
- Polyethylene

| Catalog Number | UPC | Size | Unit Carton | Ship Case | Weight/Case | A | B |
|----------------|-------|---------------|-------------|-----------|-------------|------|------|
| 1661 | 18451 | 1/2" | 100 | 1000 | 5 | .522 | .570 |
| 1662 | 18452 | 3/4" | 100 | 1000 | 6 | .538 | .764 |
| 1663 | 18453 | 1" | 50 | 500 | 5 | .614 | .954 |
| 1664 | 18454 | 1-1/4" | 25 | 250 | 4 | .620 | 1.26 |
| 1665 | 18455 | 1-1/2" | 25 | 250 | 5 | .620 | 1.44 |
| 1666 | 18456 | 2" | 20 | 200 | 5 | .619 | 1.86 |
| 1667* | 18457 | 2-1/2" | --- | 25 | 1 | 1.12 | 2.34 |
| 1668* | 18458 | 3" | --- | 25 | 2 | 1.19 | 2.78 |
| 1669* | 18459 | 3-1/2" | --- | 25 | 2 | 1.22 | 3.27 |
| 1670* | 18460 | 4" | --- | 25 | 2 | 1.22 | 3.71 |

*EMT and Rigid

EMT/Rigid Clampbacks

Malleable Iron



E174011

Features

- Extensive size range for multiple specifications

Applications

- Indoor or outdoor use
- Use to provide spacing between mounting surface and EMT and Rigid conduit

Standard Material

- Malleable iron

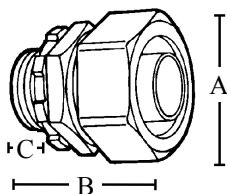
Standard Finish

- Zinc plated

| Catalog Number | UPC | Size | Unit Carton | Ship Case | Weight/Case | A | B | C |
|----------------|-------|---------------|-------------|-----------|-------------|-------|------|------|
| 481 | 14510 | 1/2" | 25 | 250 | 16 | 2.06 | 1.00 | .50 |
| 482 | 14520 | 3/4" | 25 | 250 | 22 | 2.38 | 1.06 | .50 |
| 483 | 14530 | 1" | 25 | 250 | 35 | 2.94 | 1.25 | .56 |
| 484 | 14540 | 1-1/4" | 10 | 100 | 21 | 3.50 | 1.88 | .75 |
| 485 | 14550 | 1-1/2" | 10 | 100 | 27 | 3.81 | 1.44 | .81 |
| 486 | 14560 | 2" | 5 | 50 | 22 | 4.75 | 1.94 | 1.00 |
| 487 | 14570 | 2-1/2" | --- | 25 | 14 | 5.75 | 2.44 | .75 |
| 488 | 14580 | 3" | --- | 10 | 9 | 6.69 | 2.63 | .88 |
| 489 | 14590 | 3-1/2" | --- | 10 | 14 | 7.13 | 2.88 | 1.06 |
| 489A | 14600 | 4" | --- | 10 | 18 | 8.88 | 3.06 | 1.06 |
| 489B | 14601 | 5" | --- | 10 | 25 | 10.13 | 3.75 | .60 |
| 489C | 14602 | 6" | --- | 10 | 30 | 12.19 | 4.00 | .75 |

Straight Liquidtight Connectors

Zinc



Features

- Straight component type connectors
- Assembled with a die cast locknut

Applications

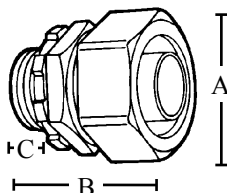
- For use with metallic and non-metallic "Type B" liquidtight conduit

Standard Material

- Zinc die cast

| Catalog Number | UPC | Size | Unit Carton | Ship Case | Weight/Case | A | B | C |
|----------------|-------|--------------|-------------|-----------|-------------|-------|-------|------|
| 470 | 14250 | 3/8" 1/2" KO | 20 | 200 | 36 | 1.446 | 1.260 | .400 |
| 471 | 14260 | 1/2" | 20 | 200 | 40 | 1.500 | 1.385 | .420 |
| 472 | 14270 | 3/4" | 10 | 100 | 23 | 1.603 | 1.720 | .420 |
| 473 | 14280 | 1" | 5 | 50 | 20 | 1.792 | 1.900 | .550 |
| 474 | 14290 | 1-1/4" | 5 | 50 | 30 | 1.900 | 2.290 | .546 |
| 475 | 14300 | 1-1/2" | 2 | 20 | 15 | 1.737 | 2.633 | .520 |
| 476 | 14310 | 2" | 2 | 20 | 24 | 2.080 | 3.156 | .585 |
| 477 | 14320 | 2-1/2" | --- | 1 | 1 | 3.025 | 4.205 | .775 |
| 478 | 14330 | 3" | --- | 1 | 2 | 3.530 | 4.910 | .920 |
| 479 | 14340 | 3-1/2" | --- | 1 | 3 | 3.660 | 5.470 | .920 |
| 480 | 14350 | 4" | --- | 1 | 4 | 3.875 | 5.925 | .987 |

With Insulated Throat - Zinc



Features

- Straight component type connectors
- Assembled with a die cast locknut
- Insulated throat protects against abrasion damage

Applications

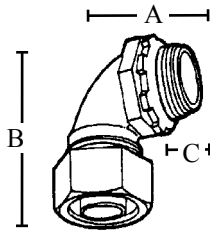
- For use with metallic and non-metallic "Type B" liquidtight conduit

Standard Material

- Zinc die cast

| Catalog Number | UPC | Size | Unit Carton | Ship Case | Weight/Case | A | B | C |
|----------------|-------|--------------|-------------|-----------|-------------|-------|-------|------|
| 470i | 14360 | 3/8" 1/2" KO | 20 | 200 | 40 | 1.446 | 1.260 | .400 |
| 471i | 14370 | 1/2" | 20 | 200 | 34 | 1.500 | 1.385 | .420 |
| 472i | 14380 | 3/4" | 10 | 100 | 25 | 1.603 | 1.720 | .420 |
| 473i | 14390 | 1" | 5 | 50 | 22 | 1.792 | 1.900 | .550 |
| 474i | 14400 | 1-1/4" | 5 | 50 | 34 | 1.900 | 2.290 | .546 |
| 475i | 14410 | 1-1/2" | 2 | 20 | 18 | 1.937 | 2.633 | .520 |
| 476i | 14420 | 2" | 2 | 20 | 28 | 2.080 | 3.156 | .585 |

90° Liquidtight Connectors Zinc



Features

- 90° component type connectors
- Assembled with a die cast locknut
- Liquidtight, raintight, oiltight

Applications

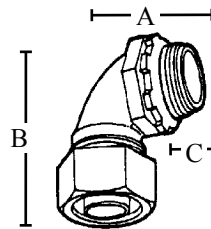
- For use with metallic and non-metallic "Type B" liquidtight conduit

Standard Material

- Zinc die cast

| Catalog Number | UPC | Size | Unit Carton | Ship Case | Weight/Case | A | B | C |
|----------------|-------|--------------|-------------|-----------|-------------|-------|-------|------|
| 490 | 14610 | 3/8" 1/2" KO | 10 | 100 | 27 | 2.062 | 2.340 | .52 |
| 491 | 14620 | 1/2" | 10 | 100 | 28 | 2.220 | 2.340 | .52 |
| 492 | 14630 | 3/4" | 10 | 100 | 38 | 2.550 | 3.550 | .68 |
| 493 | 14640 | 1" | 5 | 50 | 32 | 2.820 | 3.785 | .67 |
| 494 | 14650 | 1-1/4" | 2 | 20 | 20 | 3.362 | 3.960 | .70 |
| 495 | 14660 | 1-1/2" | 2 | 20 | 26 | 3.450 | 4.130 | .70 |
| 496 | 14670 | 2" | 1 | 10 | 19 | 4.036 | 4.700 | .57 |
| 497 | 14680 | 2-1/2" | --- | 1 | 4 | 5.215 | 5.375 | .77 |
| 498 | 14690 | 3" | --- | 1 | 5 | 6.100 | 6.500 | 1.10 |
| 499 | 14700 | 3-1/2" | --- | 1 | 6 | 6.715 | 7.450 | 1.10 |
| 500 | 14710 | 4" | --- | 1 | 7 | 6.780 | 8.00 | 1.10 |

With Insulated Throat - Zinc



Features

- 90° component type connectors
- Assembled with a die cast locknut
- Insulated throat protects against abrasion damage

Applications

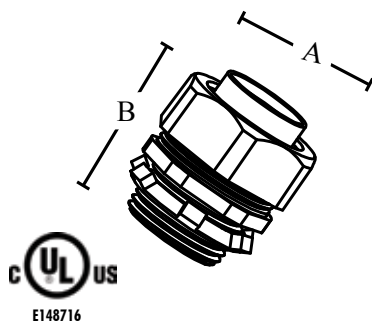
- For use with metallic and non-metallic "Type B" liquidtight conduit

Standard Material

- Zinc die cast

| Catalog Number | UPC | Size | Unit Carton | Ship Case | Weight/Case | A | B | C |
|----------------|-------|--------------|-------------|-----------|-------------|-------|-------|-----|
| 490i | 14720 | 3/8" 1/2" KO | 10 | 100 | 30 | 2.062 | 2.340 | .52 |
| 491i | 14730 | 1/2" | 10 | 100 | 27 | 2.220 | 2.340 | .52 |
| 492i | 14740 | 3/4" | 10 | 100 | 39 | 2.550 | 3.550 | .68 |
| 493i | 14750 | 1" | 5 | 50 | 33 | 2.820 | 3.785 | .67 |
| 494i | 14760 | 1-1/4" | 2 | 20 | 21 | 3.362 | 3.960 | .70 |
| 495i | 14770 | 1-1/2" | 2 | 20 | 26 | 3.450 | 4.130 | .70 |
| 496i | 14780 | 2" | 1 | 10 | 20 | 4.036 | 4.700 | .57 |

Straight Liquidtight Connectors with Insulated Throat - Malleable Iron



Features

- Liquidtight, raintight, oiltight
- Tapered threaded male hub NPT
- Zinc electro plated for excellent durability

Applications

- To secure, ground and seal liquidtight conduit to a box or enclosure

Standard Material

- Malleable iron
- Steel locknut

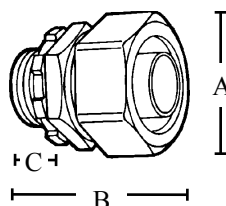
Standard Finish

- Zinc plated

| Catalog Number | UPC | Size | Unit Carton | Ship Case | Weight/ Case | A | B |
|----------------|-------|--------------|-------------|-----------|--------------|------|------|
| 470S | 14430 | 3/8" 1/2" KO | 20 | 200 | 31 | 1.18 | 1.72 |
| 471S | 14440 | 1/2" | 20 | 200 | 33 | 1.36 | 1.73 |
| 472S | 14450 | 3/4" | 10 | 100 | 25 | 1.61 | 1.81 |
| 473S | 14460 | 1" | 5 | 50 | 18 | 1.89 | 1.85 |
| 474S | 33620 | 1-1/4" | 5 | 50 | 28 | 2.39 | 2.05 |
| 475S | 33630 | 1-1/2" | 2 | 20 | 15 | 2.62 | 2.38 |
| 476S | 33640 | 2" | 2 | 20 | 22 | 3.24 | 2.49 |
| 477S | 33650 | 2-1/2" | --- | 1 | 2 | 3.89 | 3.21 |
| 478S | 33660 | 3" | --- | 1 | 3 | 4.74 | 3.37 |
| 479S | 33670 | 3-1/2" | --- | 1 | 4 | 5.31 | 3.40 |
| 480S | 33680 | 4" | --- | 1 | 5 | 5.82 | 3.66 |
| 480SA* | 85294 | 5" | --- | 1 | 10 | 6.06 | 4.63 |
| 480SB* | 85324 | 6" | --- | 1 | 13 | 7.75 | 4.94 |

*480SA and 480SB not UL listed

with Insulated Throat - Steel



Features

- Industrial specification grade, screw machined steel
- Corrosion resistant protection from moisture & oils

Applications

- Bonds liquidtight conduit to box or enclosure
- Straight type

Standard Material

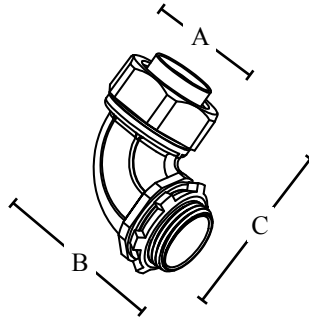
- Steel

Standard Material

- Zinc plated

| Catalog Number | UPC | Size | Unit Carton | Ship Case | Weight Case | A | B | C |
|----------------|-------|--------------|-------------|-----------|-------------|------|------|-----|
| 470ST | 14439 | 3/8" 1/2" KO | 20 | 200 | 26 | 1.09 | 1.19 | .63 |
| 471ST | 14441 | 1/2" | 20 | 200 | 26 | 1.19 | 1.34 | .63 |
| 472ST | 14451 | 3/4" | 10 | 100 | 18 | 1.43 | 1.43 | .63 |
| 473ST | 14461 | 1" | 5 | 50 | 16 | 1.75 | 1.63 | .66 |
| 474ST | 14471 | 1-1/4" | 5 | 50 | 37 | 2.16 | 1.84 | .67 |
| 475ST | 14481 | 1-1/2" | 2 | 20 | 21 | 2.38 | 2.00 | .72 |
| 476ST | 14491 | 2" | 2 | 20 | 3 | 2.88 | 2.13 | .72 |

90° Liquidtight Connectors with Insulated Throat - Malleable Iron



Features

- Liquidtight, raintight, oiltight
- Suitable for wet location use
- Tapered threaded male hub NPT
- Insulated throat protects conductors from abrasion damage
- Compact slim diameter with small turning radius
- Zinc electro plated for excellent durability

Applications

- To secure, ground and seal liquidtight conduit to a box or enclosure
- UL listed liquidtight flexible metal conduit fittings are suitable for use in the following hazardous locations under: NEC 501-4(b), 502-4(a), (2)503-3(a) Class 1 Div.2, Class II Div.1 and 2, Class III Div.1 and 2 and are suitable for grounding in sizes 3/8" through 1-1/2" under NEC 351-I

Standard Material

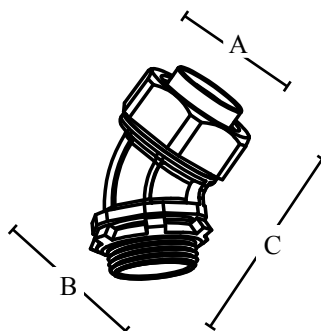
- Malleable iron
- Steel locknut

Standard Finish

- Zinc plated

| Catalog Number | UPC | Size | Unit Carton | Ship Case | Weight/Case | A | B | C |
|----------------|-------|---------------------|-------------|-----------|-------------|------|------|------|
| 490S | 14790 | 3/8" 1/2" KO | 10 | 100 | 26 | 1.18 | 1.96 | 2.47 |
| 491S | 14800 | 1/2" | 10 | 100 | 28 | 1.36 | 2.10 | 2.54 |
| 492S | 14810 | 3/4" | 10 | 100 | 41 | 1.61 | 2.45 | 2.82 |
| 493S | 14820 | 1" | 5 | 50 | 31 | 1.89 | 2.83 | 3.08 |
| 494S | 33690 | 1-1/4" | 2 | 20 | 20 | 2.39 | 3.15 | 3.53 |
| 495S | 33700 | 1-1/2" | 2 | 20 | 25 | 2.62 | 3.50 | 4.17 |
| 496S | 33710 | 2" | 1 | 10 | 19 | 3.24 | 4.02 | 4.69 |
| 497S | 33720 | 2-1/2" | --- | 1 | 5 | 3.89 | 6.23 | 6.74 |
| 498S | 33730 | 3" | --- | 1 | 7 | 4.74 | 6.91 | 7.52 |
| 499S | 33730 | 3-1/2" | --- | 1 | 9 | 5.31 | 7.57 | 7.93 |
| 500S | 33750 | 4" | --- | 1 | 14 | 5.82 | 8.07 | 8.72 |

45° Liquidtight Connectors with Insulated Throat - Malleable Iron



Features

- Liquidtight, raintight, oiltight
- Suitable for wet locations
- Tapered threaded male hub NPT
- Insulated throat protects conductors from abrasion damage
- Compact slim diameter with small turning radius
- Zinc electro plated for excellent durability

Applications

- To secure, ground and seal liquidtight conduit to a box or enclosure
- UL listed liquidtight flexible metal conduit fittings are suitable for use in the following hazardous locations under: NEC 501-4(b), 502-4(a), (2)503-3(a) Class 1 Div.2, Class II Div.1 and 2, Class III Div.1 and 2 and are suitable for grounding in sizes 3/8" through 1-1/2" under NEC 351-I

Standard Material

- Malleable iron
- Steel locknut

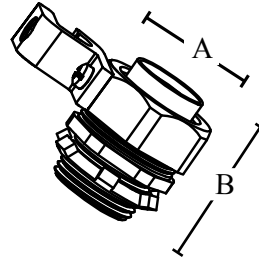
Standard Finish

- Zinc plated



| Catalog Number | UPC | Size | Unit Carton | Ship Case | Weight/Case | A | B | C |
|----------------|-------|---------------------|-------------|-----------|-------------|------|------|------|
| 230S | 11960 | 3/8" 1/2" KO | 10 | 100 | 24 | 1.18 | 1.39 | 2.51 |
| 231S | 11970 | 1/2" | 10 | 100 | 28 | 1.36 | 1.50 | 2.51 |
| 232S | 11980 | 3/4" | 10 | 100 | 42 | 1.61 | 1.73 | 2.70 |
| 233S | 11990 | 1" | 5 | 50 | 32 | 1.89 | 2.11 | 3.05 |
| 234S | 33550 | 1-1/4" | 2 | 20 | 22 | 2.39 | 2.56 | 3.65 |
| 235S | 33560 | 1-1/2" | 2 | 20 | 32 | 2.62 | 2.77 | 4.01 |
| 236S | 33570 | 2" | 2 | 20 | 49 | 3.24 | 3.38 | 4.64 |
| 237S | 33580 | 2-1/2" | --- | 1 | 5 | 3.89 | 4.68 | 6.46 |
| 238S | 33590 | 3" | --- | 1 | 7 | 4.74 | 5.33 | 7.01 |
| 239S | 33591 | 3-1/2" | --- | 1 | 10 | 5.31 | 5.81 | 7.33 |
| 240S | 33610 | 4" | --- | 1 | 12 | 5.82 | 6.42 | 8.20 |

Straight Liquidtight Connectors With Grounding Lug - Malleable Iron



Features

- Liquidtight
- Lay-in grounding lug
- Insulated throat protects conductors from abrasion damage
- Zinc electro plated for excellent durability

Applications

- Use to connect liquidtight conduit and terminate an external bonding conductor that runs parallel to the conduit
- The NEC code specifies length limitations and that the bonding jumper must be parallel to the conduit
- UL listed liquidtight flexible metal conduit fittings are suitable for use in the following hazardous locations under: NEC 501-4(b), 502-4(a), (2)503-3(a) Class I Div.2, Class II Div.1 and 2, Class III Div.1 and 2 and are suitable for grounding in sizes 3/8" through 1-1/2" under NEC 351-I

Standard Material

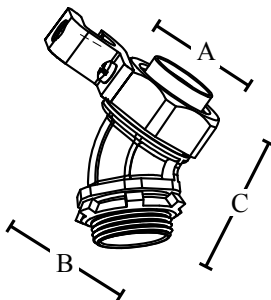
- Malleable iron
- Steel locknut
- Aluminum lug

Standard Finish

- Zinc plated

| Catalog Number | UPC | Size | Lug Size | Unit Carton | Ship Case | Weight/Case | A | B |
|----------------|-------|---------------|----------|-------------|-----------|-------------|------|------|
| 470SGR | 86858 | 3/8" | 14-4 | 10 | 100 | 22 | 1.18 | 1.72 |
| 471SGR | 86859 | 1/2" | 14-4 | 10 | 100 | 23 | 1.36 | 1.73 |
| 472SGR | 86860 | 3/4" | 14-4 | 5 | 50 | 18 | 1.61 | 1.81 |
| 473SGR | 83237 | 1" | 14-4 | 5 | 50 | 24 | 1.89 | 1.85 |
| 474SGR | 86862 | 1-1/4" | 14-4 | 2 | 20 | 16 | 2.39 | 2.05 |
| 475SGR | 86863 | 1-1/2" | 14-4 | 2 | 20 | 18 | 2.62 | 2.38 |
| 476SGR | 86864 | 2" | 14-4 | 2 | 20 | 27 | 3.24 | 2.49 |
| 477SGR | 86865 | 2-1/2" | 1/0-14 | --- | 1 | 7 | 3.89 | 3.21 |
| 478SGR | 86866 | 3" | 1/0-14 | --- | 1 | 8 | 4.74 | 3.37 |
| 479SGR | 86867 | 3-1/2" | 6/250 | --- | 1 | 8 | 5.31 | 3.40 |
| 480SGR | 86868 | 4" | 6/250 | --- | 1 | 10 | 5.82 | 3.66 |

45° Liquidtight Connectors With Grounding Lug - Malleable Iron



Features

- Liquidtight
- Lay-in grounding lug
- Insulated throat protects conductors from abrasion damage
- Zinc electro plated for excellent durability

Applications

- Use to connect liquidtight conduit and terminate an external bonding conductor that runs parallel to the conduit
- The NEC code specifies length limitations and that the bonding jumper must be parallel to the conduit
- UL listed liquidtight flexible metal conduit fittings are suitable for use in the following hazardous locations under: NEC 501-4(b), 502-4(a), (2)503-3(a) Class 1 Div.2, Class II Div.1 and 2, Class III Div.1 and 2 and are suitable for grounding in sizes 3/8" through 1-1/2" under NEC 351-I

Standard Material

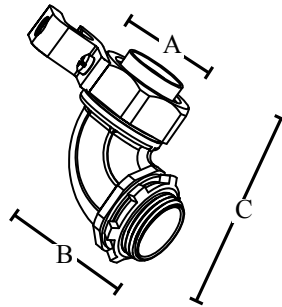
- Malleable iron
- Steel locknut
- Aluminum lug

Standard Finish

- Zinc plated

| Catalog Number | UPC | Size | Lug Size | Unit Carton | Ship Case | Weight/Case | A | B | C |
|----------------|-------|---------------|----------|-------------|-----------|-------------|------|------|------|
| 230SGR | 86869 | 3/8" | 14-4 | 5 | 50 | 16 | 1.18 | 1.39 | 2.51 |
| 231SGR | 86870 | 1/2" | 14-4 | 5 | 50 | 17 | 1.36 | 1.50 | 2.51 |
| 232SGR | 86871 | 3/4" | 14-4 | 2 | 50 | 24 | 1.61 | 1.73 | 2.70 |
| 233SGR | 86872 | 1" | 14-4 | 2 | 20 | 16 | 1.89 | 2.11 | 3.05 |
| 234SGR | 86873 | 1-1/4" | 14-4 | 2 | 20 | 24 | 2.39 | 2.56 | 3.65 |
| 235SGR | 86874 | 1-1/2" | 14-4 | 2 | 20 | 26 | 2.62 | 2.77 | 4.01 |
| 236SGR | 86875 | 2" | 14-4 | 2 | 20 | 37 | 3.24 | 3.38 | 4.64 |
| 237SGR | 86876 | 2-1/2" | 1/0-14 | --- | 1 | 8 | 3.89 | 4.68 | 6.46 |
| 238SGR | 86877 | 3" | 1/0-14 | --- | 1 | 11 | 4.74 | 5.33 | 7.01 |
| 239SGR | 86878 | 3-1/2" | 6/250 | --- | 1 | 12 | 5.31 | 5.81 | 7.33 |
| 240SGR | 86879 | 4" | 6/250 | --- | 1 | 14 | 5.82 | 6.42 | 8.20 |

90° Liquidtight Connectors With Grounding Lug - Malleable Iron



Features

- Liquidtight
- Lay-in grounding lug
- Insulated throat protects conductors from abrasion damage
- Zinc electro plated for excellent durability

Applications

- Use to connect liquidtight conduit and terminate an external bonding conductor that runs parallel to the conduit
- The NEC code specifies length limitations and that the bonding jumper must be parallel to the conduit
- UL listed liquidtight flexible metal conduit fittings are suitable for use in the following hazardous locations under: NEC 501-4(b), 502-4(a), (2)503-3(a) Class I Div.2, Class II Div.1 and 2, Class III Div.1 and 2 and are suitable for grounding in sizes 3/8" through 1-1/2" under NEC 351-1

Standard Material

- Malleable iron
- Steel locknut
- Aluminum lug

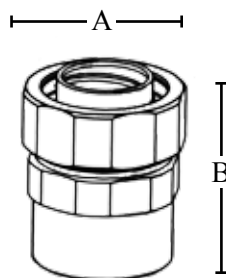
Standard Finish

- Zinc plated

| Catalog Number | UPC | Size | Lug Size | Unit Carton | Ship Case | Weight/Case | A | B | C |
|----------------|-------|--------|----------|-------------|-----------|-------------|------|------|------|
| 490SGR | 86880 | 3/8" | 14-4 | 5 | 50 | 17 | 1.18 | 1.96 | 2.47 |
| 491SGR | 86881 | 1/2" | 14-4 | 5 | 50 | 24 | 1.36 | 2.10 | 2.54 |
| 492SGR | 86882 | 3/4" | 14-4 | 2 | 20 | 16 | 1.61 | 2.45 | 2.82 |
| 493SGR | 86883 | 1" | 14-4 | 2 | 20 | 17 | 1.89 | 2.83 | 3.08 |
| 494SGR | 86884 | 1-1/4" | 14-4 | 2 | 20 | 25 | 2.39 | 3.15 | 3.53 |
| 495SGR | 86885 | 1-1/2" | 14-4 | 2 | 20 | 29 | 2.62 | 3.50 | 4.17 |
| 496SGR | 86886 | 2" | 14-4 | 2 | 20 | 42 | 3.24 | 4.02 | 4.69 |
| 497SGR | 86887 | 2-1/2" | 1/0-14 | --- | 1 | 9 | 3.89 | 6.23 | 6.74 |
| 498SGR | 86888 | 3" | 1/0-14 | --- | 1 | 11 | 4.74 | 6.91 | 7.52 |
| 499SGR | 86889 | 3-1/2" | 6/250 | --- | 1 | 13 | 5.31 | 7.57 | 7.93 |
| 500SGR | 86890 | 4" | 6/250 | --- | 1 | 15 | 5.82 | 8.07 | 8.72 |

Combination Couplings

Liquidtight to Rigid - Steel



UL standard 514B NEMA FB 1
Federal Spec A-A-50553

Features

- Raintight
- Liquidtight
- NPSM thread
- Labor saving

Applications

- Use to join liquidtight metal conduit (LFMC) to Rigid/IMC conduit between 2 different raceways
- Suitable for use in wet locations
- Raintight, concrete tight

Standard Material

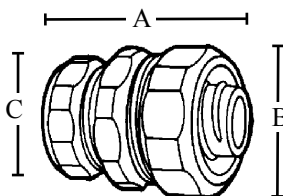
- Steel

Standard Finish

- Zinc plated

| Catalog Number | UPC | Size | Unit Carton | Ship Case | Weight/Case | A | B |
|----------------|-------|--------|-------------|-----------|-------------|-------|-------|
| 50SLT | 87323 | 3/8" | 20 | 200 | 33 | 1.10" | 1.78" |
| 51SLT | 87324 | 1/2" | 20 | 200 | 29 | 1.17" | 1.78" |
| 52SLT | 87325 | 3/4" | 10 | 100 | 23 | 1.43" | 1.94" |
| 53SLT | 87326 | 1" | 5 | 50 | 18 | 1.76" | 2.19" |
| 54SLT | 87327 | 1-1/4" | 5 | 50 | 30 | 2.16" | 2.23" |
| 55SLT | 87328 | 1-1/2" | - | 12 | 8 | 2.38" | 2.62" |
| 56SLT | 87329 | 2" | - | 5 | 5 | 2.87" | 2.67" |

EMT to Liquidtight - Steel



Features

- EMT to liquidtight
- Compression type
- Reusable ferrule

Applications

- Use to connect LT conduit to EMT 1/2" thru 1", ideal for rooftop HVAC air conditioners and motor hook-ups
- Can be used with EMT indoors only

Standard Material

- Steel

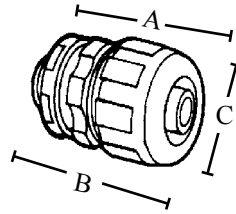
Standard Finish

- Zinc plated

| Catalog Number | UPC | Size | Unit Carton | Ship Case | Weight/Case | A | B | C |
|----------------|-------|-------------|-------------|-----------|-------------|------|------|------|
| 271 | 12260 | 1/2" - 1/2" | 25 | 250 | 20 | 1.64 | 1.39 | 1.09 |
| 272 | 12270 | 3/4" - 3/4" | 20 | 200 | 14 | 1.75 | 1.72 | 1.30 |
| 273 | 12280 | 1" - 1" | 10 | 100 | 16 | 2.00 | 1.75 | 1.50 |

Straight Liquidtight Connectors

Gray - Nylon



Features

- For flexible non-metallic liquidtight tubing
- Easy assembly avoids having to remove the compression nut
- Straight type
- Gray

Applications

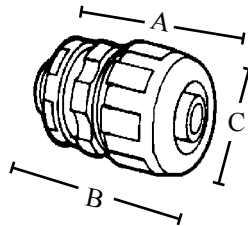
- For use in wet and dry locations

Standard Material

- 6/6 Nylon

| Catalog Number | UPC | Size | Unit Carton | Ship Case | Weight/Case | A | B | C |
|----------------|-------|---------------------|-------------|-----------|-------------|------|------|-----|
| P470 | 21570 | 3/8" 1/2" KO | 25 | 100 | 7 | 1.09 | 2.00 | .44 |
| P471 | 21580 | 1/2" | 25 | 100 | 6 | 1.09 | 2.00 | .44 |
| P472 | 21590 | 3/4" | 10 | 100 | 8 | 1.30 | 2.03 | .46 |
| P473 | 21600 | 1" | 5 | 50 | 12 | 1.50 | 2.25 | .57 |
| P474 | 21602 | 1-1/4" | 5 | 50 | 12 | 2.40 | 2.00 | .57 |
| P475 | 21604 | 1-1/2" | 5 | 20 | 14 | 2.68 | 2.25 | .57 |
| P476 | 21606 | 2" | 2 | 20 | 9 | 3.31 | 2.50 | .57 |

Black - Nylon



Features

- For flexible non-metallic liquidtight tubing
- Easy assembly avoids having to remove the compression nut
- Straight type
- Black

Applications

- For use in wet and dry locations

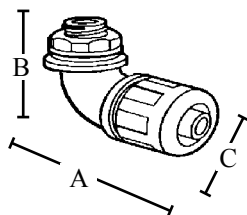
Standard Material

- 6/6 Nylon

| Catalog Number | UPC | Size | Unit Carton | Ship Case | Weight/Case | A | B | C |
|----------------|-------|---------------------|-------------|-----------|-------------|------|------|-----|
| P470B | 21610 | 3/8" 1/2" KO | 25 | 100 | 7 | 1.09 | 2.00 | .44 |
| P471B | 21620 | 1/2" | 25 | 100 | 6 | 1.09 | 2.00 | .44 |
| P472B | 21630 | 3/4" | 10 | 100 | 8 | 1.30 | 2.03 | .46 |
| P473B | 21640 | 1" | 5 | 50 | 12 | 1.50 | 2.25 | .57 |
| P474B | 21721 | 1-1/4" | 5 | 50 | 12 | 2.40 | 2.00 | .57 |
| P475B | 21722 | 1-1/2" | 5 | 50 | 14 | 2.68 | 2.25 | .57 |
| P476B | 21723 | 2" | 2 | 20 | 9 | 3.31 | 2.50 | .57 |

90° Liquidtight Connectors

Gray - Nylon



Features

- For flexible non-metallic liquidtight tubing
- Easy assembly avoids having to remove the compression nut
- 90° angle
- Gray

Applications

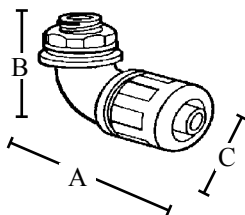
- For use in wet and dry locations

Standard Material

- 6/6 Nylon

| Catalog Number | UPC | Size | Unit Carton | Ship Case | Weight/Case | A | B | C |
|----------------|-------|---------------------|-------------|-----------|-------------|------|------|------|
| P490 | 21650 | 3/8" 1/2" KO | 10 | 100 | 9 | 2.56 | 2.14 | 1.09 |
| P491 | 21660 | 1/2" | 10 | 100 | 8 | 2.56 | 2.14 | 1.09 |
| P492 | 21670 | 3/4" | 10 | 100 | 11 | 2.84 | 2.38 | 1.30 |
| P493 | 21680 | 1" | 5 | 50 | 8 | 2.25 | 2.81 | 1.50 |
| P494 | 21681 | 1-1/4" | 2 | 20 | 8 | 3.96 | 3.36 | 2.40 |
| P495 | 21682 | 1-1/2" | 2 | 20 | 10 | 4.13 | 3.45 | 2.68 |
| P496 | 21683 | 2" | 1 | 10 | 9 | 4.68 | 4.04 | 3.31 |

Black - Nylon



Features

- For flexible non-metallic liquidtight tubing
- Easy assembly avoids having to remove the compression nut
- 90° angle
- Black

Applications

- For use in wet and dry locations

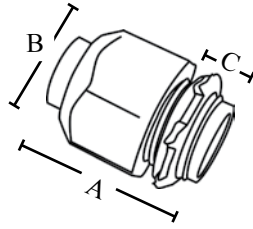
Standard Material

- 6/6 Nylon

| Catalog Number | UPC | Size | Unit Carton | Ship Case | Weight/Case | A | B | C |
|----------------|-------|---------------------|-------------|-----------|-------------|------|------|------|
| P490B | 21690 | 3/8" 1/2" KO | 10 | 100 | 9 | 2.56 | 2.14 | 1.09 |
| P491B | 21700 | 1/2" | 10 | 100 | 8 | 2.56 | 2.14 | 1.09 |
| P492B | 21710 | 3/4" | 10 | 100 | 11 | 2.84 | 2.38 | 1.30 |
| P493B | 21720 | 1" | 5 | 50 | 8 | 2.25 | 2.81 | 1.50 |
| P494B | 21724 | 1-1/4" | 2 | 20 | 8 | 3.96 | 3.36 | 2.40 |
| P495B | 21725 | 1-1/2" | 2 | 20 | 10 | 4.13 | 3.45 | 2.68 |
| P496B | 21726 | 2" | 1 | 10 | 9 | 4.68 | 4.04 | 3.31 |

Straight Liquidtight Connectors

One Piece Type - PVC



Features

- One piece type easily affixes to conduit
- Straight

Applications

- For use in wet and dry locations

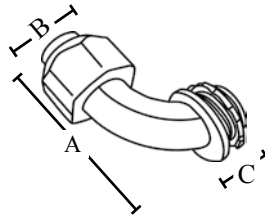
Standard Material

- PVC

| Catalog Number | UPC | Size | Unit Carton | Ship Case | Weight/Case | A | B | C |
|----------------|-------|------|-------------|-----------|-------------|-------|------|-------|
| 1501 | 83022 | 1/2" | 25 | 100 | 20 | 1.750 | .500 | 1.250 |
| 1502 | 83023 | 3/4" | 25 | 100 | 28 | 1.800 | .625 | 1.500 |

90° Liquidtight Connectors

One Piece Type - PVC



Features

- Recommended design for appliance or fixture installations
- 90° angle

Applications

- Dry location use

Standard Material

- PVC

| Catalog Number | UPC | Size | Unit Carton | Ship Case | Weight/Case | A | B | C |
|----------------|-------|------|-------------|-----------|-------------|-------|------|-------|
| 1521 | 83024 | 1/2" | 10 | 100 | 28 | 1.875 | .500 | 3.125 |
| 1522 | 83025 | 3/4" | 10 | 100 | 30 | 2.375 | .625 | 3.500 |

Top-Flex 1 Tubing

Non-Metallic



Features

- Resists corrosion, abrasion, oil, water, acid, metal shavings, and rough environments
- UL Type B flexible nonmetallic liquidtight conduit

Applications

- Indoor or outdoor use

Standard Material

- Integral Rigid and flexible PVC construction

| Catalog Number | UPC | Size | Unit Carton | Ship Case | Weight/Case | Outside Diameter | | Inside Diameter | | Wall thickness |
|----------------|-------|--------|-------------|-----------|-------------|------------------|-------|-----------------|-------|----------------|
| | | | | | | Min. | Max. | Min. | Max. | |
| HF138 | 30000 | 3/8" | --- | 100' | 10 | .690 | .710 | .484 | .504 | .21 |
| HF112 | 30010 | 1/2" | --- | 100' | 13 | .820 | .840 | .622 | .642 | .21 |
| HF112R | 30015 | 1/2" | Reel | 1000' | 130 | .820 | .840 | .622 | .642 | .21 |
| HF134 | 30020 | 3/4" | --- | 100' | 18 | 1.030 | 1.050 | .820 | .840 | .21 |
| HF134R | 30025 | 3/4" | Reel | 800' | 144 | 1.030 | 1.050 | .820 | .840 | .21 |
| HF11 | 30030 | 1" | --- | 100' | 25 | 1.290 | 1.315 | 1.041 | 1.066 | .25 |
| HF11R | 30031 | 1" | Reel | 500' | 160 | 1.290 | 1.315 | 1.041 | 1.066 | .25 |
| HF1114 | 30040 | 1-1/4" | --- | 100' | 33 | 1.630 | 1.660 | 1.380 | 1.410 | .25 |
| HF1112 | 30050 | 1-1/2" | --- | 50' | 23 | 1.865 | 1.900 | 1.575 | 1.600 | .30 |
| HF12 | 30060 | 2" | --- | 50' | 30 | 2.340 | 2.375 | 2.020 | 2.045 | .33 |

UL TYPE B FLEXIBLE NONMETALLIC LIQUIDTIGHT CONDUIT

- 3/8" through 2" trade sizes
- Use with top-flex nylon connectors straight or right angle
- May also be used with Topaz Die-Cast Connectors for liquidtight conduit
- Resists corrosion, abrasion, oil, water, acid, metal shavings, and rough environments
- Resists abuse, pull, and crushing
- Smoothinside for easier wire pulling, no hazardous sharp edges or burrs; will not damage conductors
- For direct burial/poured concrete
- Lightweight and lower installed cost
- Quick installation, cuts with utility knife or PVC cutter (CATALOG #VF28)
- Integral Rigid and flexible PVC construction
- Suitable for indoor/outdoor use:
 - HVAC equipment
 - machine tools
 - motors and controls
 - marine equipment
 - printing equipment
 - pumps refrigeration equipment
- UV rated
- 80° C

Top-Flex II Tubing

Non - Metallic



Features

- Resists corrosion, abrasion, oil, water, acid, metal shavings, and rough environments
- UL Type B flexible non-metallic liquidtight conduit

Applications

- Indoor or outdoor use

Standard Material

- Integral Rigid and flexible PVC construction

| Catalog Number | UPC | Size | Ship Case | Weight/Case | Outside Diameter | | Inside Diameter | | Wall thickness |
|----------------|-------|---------------|-----------|-------------|------------------|-------|-----------------|-------|----------------|
| | | | | | Min. | Max. | Min. | Max. | |
| HF214 | 30065 | 1/4" | 100' | 4 | .560 | .575 | .385 | .405 | .17 |
| HF238 | 30070 | 3/8" | 100' | 6 | .690 | .710 | .484 | .504 | .21 |
| HF212 | 30080 | 1/2" | 100' | 8 | .820 | .840 | .622 | .642 | .21 |
| HF234 | 30090 | 3/4" | 100' | 10 | 1.030 | 1.050 | .820 | .840 | .21 |
| HF21 | 30100 | 1" | 100' | 15 | 1.290 | 1.315 | 1.041 | 1.066 | .25 |
| HF2114 | 23412 | 1-1/4" | 100' | 19 | 1.630 | 1.660 | 1.380 | 1.410 | .25 |
| HF2112 | 23415 | 1-1/2" | 50' | 22 | 1.865 | 1.900 | 1.575 | 1.600 | .30 |
| HF22 | 23416 | 2" | 50' | 60 | 2.340 | 2.375 | 2.020 | 2.045 | .33 |

UL TYPE B FLEXIBLE NONMETALLIC LIQUIDTIGHT CONDUIT

- 1/4" through 1" trade sizes, consult Topaz for 1-1/4", 1-1/2", and 2" sizes
- Use with top-flex nylon connectors- straight or right angle
- Resists, oil and water
- Maximum flexibility, can be used in extremely tight quarters
- Smooth inside for easier wire pulling
- Lightweight and lower installed cost
- Quick installation, cuts with utility knife or PVC cutter (CATALOG #VF28)
- Integral Rigid and flexible PVC construction
- Ideal for fiberoptic cable protection
- Suitable for use in high vibration or flexible applications:
 - automotive equipment
 - computers and peripherals
 - fiber optics lab equipment
 - lasers
 - office equipment
 - processing controls and monitoring equipment
 - robotics
- 70° C

Cutting Tool



| Catalog Number | UPC | Unit Carton | Ship Case | Weight/Case |
|----------------|-------|-------------|-----------|-------------|
| VF28 | 30105 | 1 | 1 | .4 |

Features

- Multipurpose cutter designed to make quick work of thin wall PVC, poly pipe, hose and tubing
- Our blade is forged from the longest lasting, highest quality metal, which creates a blade that is sharper and holds its edge longer for more clean, precise cuts

Applications

- For Top-Flex I conduit and Top-Flex II tubing

Standard Material

- Plastic/Metal

Flexible Liquidtight Conduit

Metallic - Coil



Features

- Crush and corrosion resistant steel core for lasting mechanical protection
- EF PVC jacket is oil and sunlight resistant
- Smooth interior for easy wire pull through

Applications

- For use in damp or wet locations, suitable for commercial and industrial use
- Non UL

Standard Material

- EF PVC jacketed steel core coil wrapped in clear plastic shrink wrap

| Catalog Number | UPC | Size | Feet Coil | Ship Case | Weight/Case | Outside Diameter | | Inside Diameter | |
|----------------|-------|---------------|-----------|-----------|-------------|------------------|-------|-----------------|-------|
| | | | | | | Min. | Max. | Min. | Max. |
| 6100 | 80414 | 3/8" | 100' | 100 | 16 | .689 | .709 | .484 | .504 |
| 6101 | 80415 | 1/2" | 100' | 100 | 26 | .819 | .839 | .622 | .642 |
| 6102 | 80417 | 3/4" | 100' | 100 | 31 | 1.032 | 1.051 | .815 | .835 |
| 6103 | 80419 | 1" | 100' | 100 | 44 | 1.287 | 1.315 | 1.032 | 1.055 |
| 6104 | 80421 | 1-1/4" | 50' | 50 | 46 | 1.630 | 1.661 | 1.370 | 1.394 |
| 6105 | 80423 | 1-1/2" | 50' | 50 | 35 | 1.866 | 1.902 | 1.579 | 1.598 |
| 6106 | 80425 | 2" | 25' | 25 | 22 | 2.339 | 2.374 | 2.020 | 2.043 |
| 6106C50 | 86340 | 2" | 25' | 25 | 22 | 2.339 | 2.374 | 2.020 | 2.043 |
| 6107 | 80427 | 2-1/2" | 25' | 25 | 42 | 2.839 | 2.874 | 2.480 | 2.504 |
| 6108 | 80429 | 3" | 25' | 25 | 53 | 3.461 | 3.500 | 3.071 | 3.102 |
| 6109 | 80430 | 3-1/2" | 25' | 25 | 55 | 3.960 | 4.000 | 3.500 | 3.540 |
| 6110 | 80431 | 4" | 25' | 25 | 57 | 4.457 | 4.500 | 4.000 | 4.039 |

Metallic - Reel



Features

- Crush and corrosion resistant steel core for lasting mechanical protection
- EF PVC jacket is oil and sunlight resistant
- Smooth interior for easy wire pull through

Applications

- For use in damp or wet locations, suitable for commercial and industrial use
- Non UL

Standard Material

- EF PVC jacketed steel core coil on reel

| Catalog Number | UPC | Size | Feet Reel | Ship Case | Weight/Case | Outside Diameter | | Inside Diameter | |
|-----------------|-------|---------------|-----------|-----------|-------------|------------------|-------|-----------------|-------|
| | | | | | | Min. | Max. | Min. | Max. |
| 6100R | 85588 | 3/8" | 1000 | 1000 | 182 | .689 | .709 | .484 | .504 |
| 6101R | 82021 | 1/2" | 1000 | 1000 | 296 | .819 | .839 | .622 | .642 |
| 6102R | 85247 | 3/4" | 500 | 500 | 148 | 1.032 | 1.051 | .815 | .835 |
| 6103R | 85248 | 1" | 200 | 200 | 96 | 1.287 | 1.315 | 1.032 | 1.055 |
| 6104R | 85249 | 1-1/4" | 200 | 200 | 192 | 1.630 | 1.661 | 1.370 | 1.394 |
| 6105R | 85250 | 1-1/2" | 100 | 100 | 79 | 1.866 | 1.902 | 1.579 | 1.598 |
| 6105R150 | 85527 | 1-1/2" | 150 | 150 | 120 | 1.866 | 1.902 | 1.579 | 1.598 |
| 6106R | 85251 | 2" | 100 | 100 | 96 | 2.339 | 2.374 | 2.020 | 2.043 |

BX-Flex, NM and MC Cable Connectors

Snap-In Set Screw Type with Insulated Throat



Features

- No locknut required
- Single-unit or duplex construction with captive clamp
- Applicable third party standards - UL Standards: 514B Fed. Spec. W-F-406E

Applications

- Use to join sheathed cable into outlet boxes or enclosures

Standard Material

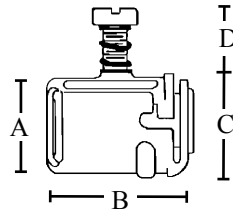
- Steel

Standard Finish

- Zinc plated



E18176



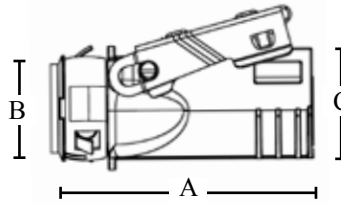
| Catalog Number | UPC | KO | Unit Carton | Ship Case | Weight/Case | A | B | C | D |
|----------------|-------|-------------|-------------|-----------|-------------|-----------|-------|------|------|
| AMC1 | 33770 | 1/2" | 50 | 500 | 38 | 14/2-10/2 | 1.390 | .844 | .846 |
| AMC2 | 33771 | 3/4" | 25 | 250 | 48 | 10/4-6/3 | 1.630 | 1.88 | .522 |
| AMC12 | 33772 | 1/2" | 25 | 250 | 14 | 14/2-12/2 | 1.520 | .916 | .868 |

| Cable Type | AMC1-1/2" KO | AMC2-3/4" KO | AMC12-1/2" KO* |
|--------------------------|--|-----------------------------|--|
| AC STEEL | 14/2, 14/3, 14/4, 12/2 12/3, 12/4, 10/2, 10/3 | 10/4, 10/5, 8/3, 8/4 6/3 | 14/2, 14/3, 14/4, 12/2 12/3, 12/4 |
| AC ALUMINUM | 14/2, 14/3, 14/4, 12/2 12/3, 12/4 | 10/4, 8/2, 8/3, 8/4 | 14/2, 14/3, 14/4, 12/2 12/3, 12/4 |
| MC STEEL | 14/2, 14/3, 14/4 12/2, 12/3, 12/4 10/2 | 10/3, 10/4, 8/2 | 14/2, 14/3, 14/4, 12/2 12/3, 12/4, 10/2, 10/3 |
| MC ALUMINUM INTER-LOCKED | 14/2, 14/3, 14/4, 12/2 12/3, 12/4, 10/2 | 10/3, 10/4, 8/2 | 14/2, 14/3, 14/4, 12/2 12/3, 12/4, 10/2, 10/3 |
| MC ALUMINUM | 14/3, 14/4, 12/2 12/3, 12/4, 10/2, 10/3 | | |
| MC ALUMINUM FLEX | 12/3 | | |
| FLEX-RW | 3/8" Steel & Aluminum | | |
| MCI-A | .410-.610 12/2,12/3,12/4,12/8,10/4 | | .410-.610 14/3,14/4,12/2,12/3 |

*Accepts 2 cables of each size listed.

Duplex Connector

Double Snap Lock Duplex Connector



Features

- Provides significant labor savings when installing metal clad or armored cable to steel boxes or enclosures
- No tools are required when assembling to the cable or box
- The anti-short bushing is pre-assembled and will not fall out during transit or installation
- The double snap lock BX connector can easily be removed without tools

Applications

- Fits 1/2" knockout

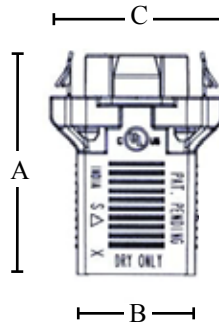
Standard Material

- Zinc die cast
- Spring steel
- Polycarbonate bushing

| Catalog Number | UPC | Size | Unit Carton | Ship Case | Weight/Case | A | B | C |
|----------------|-------|-------------|-------------|-----------|-------------|------|------|-------|
| 350DSP | 87125 | 3/8" | 50 | 500 | 56 | 1.46 | 1.03 | 1.129 |

BX Connector

Double Snap Lock BX Connector



Features

- Provides significant labor savings when installing metal clad or armored cable to steel boxes or enclosures
- No tools are required when assembling to the cable or box
- The anti-short bushing is pre-assembled and will not fall out during transit or installation
- The double snap lock BX connector can easily be removed without tools and is reusable

Applications

- Fits 1/2" knockout

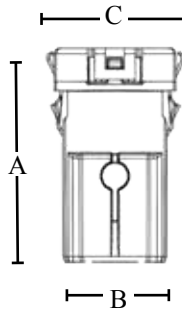
Standard Material

- Zinc die cast
- Spring steel
- Polycarbonate bushing

| Catalog Number | UPC | Size | Unit Carton | Ship Case | Weight/Case | A | B | C |
|----------------|-------|-------------|-------------|-----------|-------------|------|------|------|
| 130DSP | 87121 | 3/8" | 50 | 200 | 10 | 1.46 | 1.03 | 1.12 |

BX Connector

Cut-In Snap Lock BX Connector



Features

- Provides significant labor savings when installing metal clad or armored cable in old work (cut-in) electrical box installations
- No tools are required when assembling to the cable or box
- The anti-short bushing is pre-assembled and will not fall out during transit or installation
- The Cut-in Snap Lock BX connector can easily be removed without tools and is reusable

Standard Material

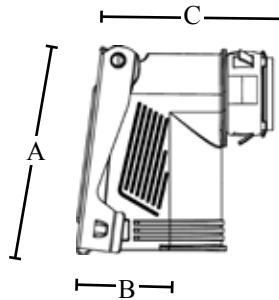
- Zinc die cast
- Spring steel
- Polycarbonate bushing

Technical Info

- Fits 1/2" knockout
- AL and steel AC 14-2 to 10-3
- AL and steel MC/MCI-A/HCF 14-2 to 10-3
- AL and steel 3/8" RWFMC

| Catalog Number | UPC | Size | Unit Carton | Ship Case | Weight/Case | A | B | C |
|----------------|-------|-------------|-------------|-----------|-------------|------|-----|------|
| 130CSL | 87122 | 3/8" | 50 | 500 | 31 | 1.53 | .98 | 1.10 |

Double Snap Lock 90° BX Connector



Features

- Provides significant labor savings when installing metal clad or armored cable to steel boxes or enclosures
- No tools are required when assembling to the cable or box
- The anti-short bushing is pre-assembled and will not fall out during transit or installation
- The double snap lock BX connector can easily be removed without tools

Standard Material


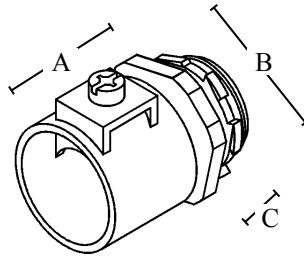
- Zinc die cast
- Spring steel
- Polycarbonate bushing

Technical Info

- Fits 1/2" knockout
- AL and steel AC 14-2 to 10-3
- AL and steel MC/MCI-A/HCF 14-2 to 10-4
- AL and steel 3/8" RWFMC

| Catalog Number | UPC | Size | Unit Carton | Ship Case | Weight/Case | A | B | C |
|----------------|-------|-------------|-------------|-----------|-------------|------|------|------|
| 100DSP | 87123 | 3/8" | 25 | 250 | 19 | 1.36 | .972 | 1.72 |
| 101DSP | 87124 | 1/2" | 25 | 200 | 22 | 1.66 | 1.23 | 2.05 |

Top-Bite Saddle Type Connectors With Insulated Throat



Features

- Dual gripping saddle clamps
- Saddle clamps ride up and down on screw for ease of installation
- Tri combo head screw
- UL listed for MCAP/MCI-A & MCI-A HCF cables

Applications

- To connect Flex, AC, and MC cables to a box or enclosure

Standard Material

- Tubular steel
- Steel locknuts

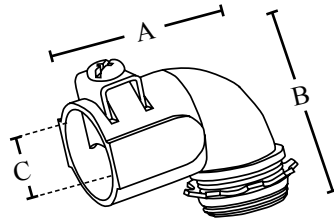
Standard Finish

- Zinc plated

| Catalog Number | UPC | Size | KO | Unit Carton | Ship Case | Weight/Case | A | B | C |
|----------------|-------|---------------|--------|-------------|-----------|-------------|-------|-------|-------|
| 630TBS* | 85172 | 3/8" | 1/2" | 25 | 100 | 10 | 1.188 | 1.250 | .500 |
| 631TBS* | 85173 | 1/2" | 1/2" | 25 | 100 | 15 | 1.375 | 1.250 | .438 |
| 632TBS* | 85174 | 3/4" | 3/4" | 10 | 50 | 9 | 1.375 | 1.438 | .438 |
| 633TBS* | 85175 | 1" | 1" | 5 | 25 | 9 | 1.563 | 1.813 | .500 |
| 634TBS | 85176 | 1-1/4" | 1-1/4" | 5 | 25 | 14 | 2.188 | 2.125 | .625 |
| 635TBS | 85177 | 1-1/2" | 1-1/2" | 2 | 10 | 8 | 2.438 | 2.500 | .625 |
| 636TBS | 85178 | 2" | 2" | --- | 5 | 5 | 2.563 | 3.000 | .625 |
| 637TBS | 85179 | 2-1/2" | 2-1/2" | --- | 4 | 6 | 2.688 | 3.625 | .813 |
| 638TBS | 85180 | 3" | 3" | --- | 5 | 11 | 2.813 | 4.250 | .938 |
| 639TBS | 85181 | 3-1/2" | 3-1/2" | --- | 1 | 3 | 2.938 | 4.750 | 1.000 |
| 640TBS | 85182 | 4" | 4" | --- | 1 | 3 | 3.000 | 5.813 | 1.031 |

Top-Bite Saddle Type Connectors

90° with Insulated Throat



Features

- With insulated throat
- Male hub threads - NPSM
- One piece malleable construction affording extra strength
- Dual gripping saddle clamps
- Saddle clamps ride up and down on screw for ease of installation
- Tri combo head screw

Applications

- To connect Flex, AC, and MC cables to a box or an enclosure

Standard Material

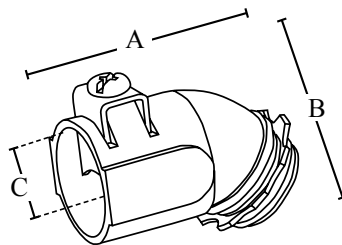
- Malleable iron
- Steel locknuts
- Steel clamps

Standard Finish

- Zinc plated

| Catalog Number | UPC | Size | KO | Unit Carton | Ship Case | Weight/Case | Opening Min. | Cable Max. | A | B | C |
|----------------|-------|-------------|------|-------------|-----------|-------------|--------------|------------|------|------|------|
| 490TBS | 85186 | 3/8" | 1/2" | 50 | 300 | 54 | .437 | .656 | 1.75 | 2.06 | 1.00 |
| 491TBS | 85187 | 1/2" | 1/2" | 25 | 150 | 43 | .750 | .937 | 2.13 | 2.26 | 1.25 |
| 492TBS | 85188 | 3/4" | 3/4" | 20 | 120 | 43 | .906 | 1.13 | 2.50 | 2.50 | 1.38 |
| 493TBS | 85189 | 1" | 1" | 5 | 60 | 34 | 1.25 | 1.47 | 2.81 | 2.88 | 1.69 |

45° with Insulated Throat



Features

- With insulated throat
- Male hub threads - NPSM
- One piece malleable construction affording extra strength
- Dual gripping saddle clamps
- Saddle clamps ride up and down on screw for ease of installation
- Tri combo head screw

Applications

- To connect Flex, AC, and MC cables to a box or an enclosure

Standard Material

- Malleable iron
- Steel locknuts
- Steel clamps

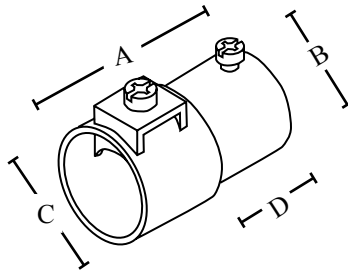
Standard Finish

- Zinc plated

| Catalog Number | UPC | Size | KO | Unit Carton | Ship Case | Weight/Case | Opening Min. | Cable Max. | A | B | C |
|----------------|-------|-------------|------|-------------|-----------|-------------|--------------|------------|------|------|------|
| 230TBS | 85183 | 3/8" | 1/2" | 50 | 300 | 46 | .437 | .656 | 1.81 | 1.75 | .94 |
| 231TBS | 85184 | 1/2" | 1/2" | 25 | 150 | 39 | .750 | .937 | 2.13 | 2.13 | 1.25 |
| 232TBS | 85185 | 3/4" | 3/4" | 20 | 120 | 38 | .906 | 1.125 | 2.38 | 2.31 | 1.44 |

Top-Bite Combination Couplings

EMT Set Screw Type to Flex



Features

- Set screw type
- One piece tubular construction affording extra strength
- Dual gripping saddle clamps
- Saddle clamps ride up and down on screw for ease of installation
- Tri combo head screw

Applications

- To connect Flex, AC, and MC cables to EMT conduit

Standard Material

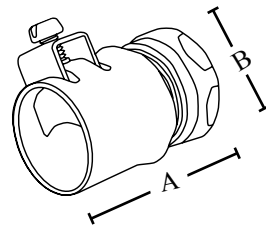
- Steel

Standard Finish

- Zinc plated

| Catalog Number | UPC | Size | Unit Carton | Ship Case | Weight/Case | A | B | C | D |
|----------------|-------|-------------|-------------|-----------|-------------|-------|-------|-------|-------|
| 420TBS | 85193 | 3/8" | 50 | 250 | 21 | 1.563 | .875 | .75 | .625 |
| 421TBS | 85194 | 1/2" | 25 | 125 | 17 | 2.00 | .875 | 1.062 | .625 |
| 422TBS | 85195 | 3/4" | 20 | 100 | 18 | 2.125 | 1.125 | 1.25 | .8125 |

EMT Compression Type to Flex



Features

- Compression type
- One piece tubular construction affording extra strength
- Dual gripping saddle clamps
- Saddle clamps ride up and down on screw for ease of installation
- Tri combo head screw

Applications

- To connect Flex, AC, and MC cables to EMT conduit

Standard Material

- Steel

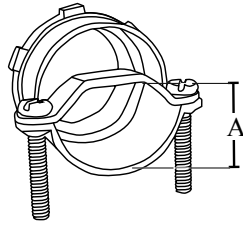
Standard Finish

- Zinc plated

| Catalog Number | UPC | Size | Unit Carton | Ship Case | Weight/Case | Cable Opening | | A | B |
|----------------|-------|-------------|-------------|-----------|-------------|---------------|-------|-------|-------|
| | | | | | | Min. | Max. | | |
| 430TBS | 85190 | 3/8" | 25 | 125 | 17 | .280 | .640 | 1.375 | 1.250 |
| 431TBS | 85191 | 1/2" | 25 | 125 | 22 | .635 | .930 | 1.563 | 1.250 |
| 432TBS | 85192 | 3/4" | 20 | 100 | 20 | .810 | 1.125 | 1.563 | 1.438 |

Take All Connectors

MC, AC, NM, Round SE



E18176

| Catalog Number | UPC | Pipe Size | Unit Carton | Ship Case | Weight/Case | Cable Diameter A (Min. - Max.) |
|----------------|-------|---------------|-------------|-----------|-------------|--------------------------------|
| TA50 | 86341 | 1/2" | 25 | 250 | 18 | .68 - .85 |
| TA75 | 86342 | 3/4" | 20 | 200 | 20 | .94 - 1.08 |
| TA100 | 86343 | 1" | 10 | 100 | 14 | 1.15 - 1.25 |
| TA125 | 86344 | 1-1/4" | 10 | 100 | 21 | 1.34 - 1.45 |
| TA150 | 86345 | 1-1/2" | 5 | 50 | 14 | 1.70 - 1.845 |
| TA200 | 86346 | 2" | 5 | 50 | 19 | 2.07 - 2.18 |

Features

- Indoor dry location use only
- UL listed for MC, AC, NM, and SE round cables
- Reversible steel strap for multiple applications
- Tri-combination screw heads

Applications

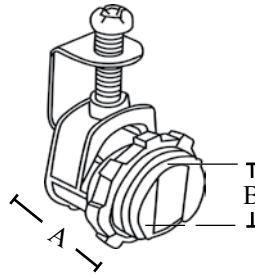
- Use to connect MC, AC, NM and round SE into box or enclosure

Standard Material

- Zinc body
- Zinc locknut
- Zinc plated steel screws
- Reversible steel strap

BX-Flex, NM and MC Cable Connectors

Saddle Type



Features

- UL listed for use with MC, AC, FMC, RWFMC, MCI and MCI-A cables
- Tri-combo screw head

Applications

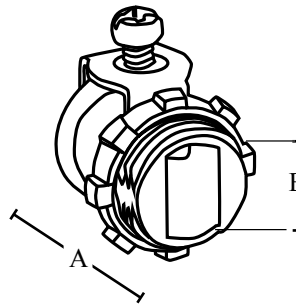
- Dry location use only: Use to connect NM, armored or metal clad cable to box or enclosure
- Use to connect steel or aluminum FMC, AC, MC cables and aluminum MCC and MCI-A cable to box or enclosure

Standard Material

- Zinc die cast
- Zinc plated steel strap

| Catalog Number | UPC | Size | KO | Unit Carton | Ship Case | Weight/Case | A | B (Min.-Max.) |
|----------------|-------|-------------|------|-------------|-----------|-------------|------|---------------|
| 170 | 11380 | 3/8" | 1/2" | 50 | 500 | 40 | .935 | .400-.500 |

Low Profile Saddle Bite Connector



Features

- Tri-combo screw head
- UL listed for use with MC, AC, FMC, RWFMC, MCI and MCI-A cables

Applications

- Dry location use only
- Use to connect steel or aluminum FMC, AC, MC cables and aluminum MCC and MCI-A cable to box or enclosure

Standard Material

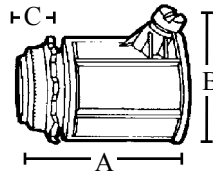
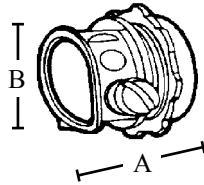
- Zinc
- Zinc plated steel strap

| Catalog Number | UPC | BX Flex Size | KO | Unit Carton | Ship Case | Weight/Case | A | B (Min.-Max.) |
|----------------|-------|--------------|------|-------------|-----------|-------------|------|---------------|
| 170LP | 86894 | 3/8" | 1/2" | 25 | 250 | 28 | .935 | .400-.500 |

| Approved wires | |
|-----------------------------------|-------------|
| Armored Cable, Steel | 14/2 – 10/4 |
| Armored Cable, Aluminum | 14/2 – 10/4 |
| Metal Clad Cable, MCI, Steel | 14/2 – 10/4 |
| Metal Clad Cable, MCI, Aluminum | 14/2 – 10/4 |
| Metal Clad Cable, MCI-A, Aluminum | 14/2 – 10/4 |
| Metal Clad Cable, MCC Aluminum | 14/2 |
| FMC/RWFMC, Steel | 3/8 |
| FMC/RWFMC, Aluminum | 3/8 |

BX-Flex Connectors

Set Screw Type - Straight



Features

- Set screw type
- Not suitable for aluminum jacketed cables or aluminum flexible metal conduit

Applications

- Indoor use only
- In a dry location
- Use to connect steel to a steel outlet box or other metal enclosure

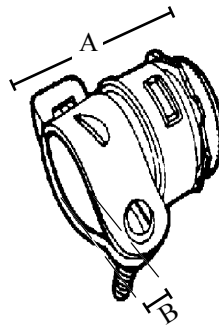
Standard Material

- Zinc die cast

| Catalog Number | UPC | BX Size | KO | Unit Carton | Ship Case | Weight/Case | A | B | C or Range |
|----------------|-------|-------------|------|-------------|-----------|-------------|------|------|------------|
| 130 | 10830 | 3/8" | 1/2" | 100 | 1000 | 50 | .84 | .64 | .38-.63 |
| 121 | 10700 | 1/2" | 1/2" | 25 | 250 | 25 | 1.38 | 1.26 | .380 |
| 121A | 10701 | 3/4" | 3/4" | 25 | 250 | 25 | 1.54 | 1.50 | .406 |

BX-Flex, NM and MC Cable Connectors

Squeeze Strap Type



Features

- Squeeze strap type

Applications

- Indoor use only
- In a dry location
- Use to connect flexible metallic conduit, AC, and MC cable to a steel outlet box or other metal enclosure

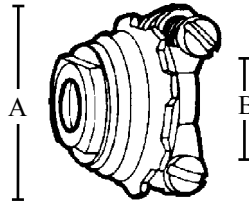
Standard Material

- Zinc
- Zinc plated steel strap

| Catalog Number | UPC | Size | KO | Unit Carton | Ship Case | Weight/Case | A | B (Min.-Max.) |
|----------------|-------|-------------|------|-------------|-----------|-------------|------|---------------|
| 191 | 11530 | 3/8" | 1/2" | 25 | 250 | 25 | 1.41 | .620-.780 |

BX-Flex, NM and MC Cable Connectors

2 Screw Clamp Type - For BX-Flex, NM & MC Cable



Features

- 2 screw type

Applications

- Indoor use only
- In a dry location, use to connect flexible metallic conduit, AC, MC, or NM cable to steel outlet box or other enclosure
- 3/8" size fits 1/2" knockout

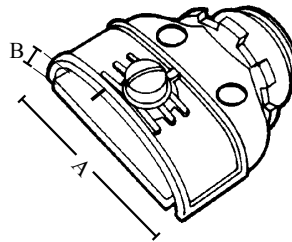
Standard Material

- Zinc

| Catalog Number | UPC | BX Flex Size | KO | Unit Carton | Ship Case | Weight/Case | Dimensions | |
|----------------|-------|--------------|------|-------------|-----------|-------------|------------|---------------|
| | | | | | | | A | B (Min.-Max.) |
| 140 | 10920 | 3/8" | 1/2" | 100 | 1000 | 60 | 1.192 | .18-.63 |

Duplex Connectors

1 Screw Clamp Type - For BX-Flex, NM & MC Cable



Features

- Fits aluminum smooth extruded MC range .210-.500
- Indoor use only
- Suitable for: #14-2 through #12-3 wire with ground NM sheathed cable, #14-2 wire steel armored cable, #14-2 wire with ground aluminum armored cable, 3/8" FMC, aluminum smooth sheath metal clad cable 0.410-0.500" diameter aluminum interlocked metal clad cable 0.460-0.538" diameter, steel interlocked metal clad cable 0.438-0.560" diameter
- 3/8" size fits 1/2" knockout

Applications

- In a dry location, use to connect two pieces of flexible metallic conduit, AC, MC, or NM sheathed cable, to a steel outlet box or other metal enclosure when using only one knockout opening

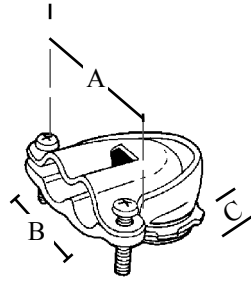
Standard Material

- Zinc

| Catalog Number | UPC | Size | KO | Unit Carton | Ship Case | Weight/Case | Dimensions | |
|----------------|-------|-------------|------|-------------|-----------|-------------|------------|----------------|
| | | | | | | | A | B (Min. -Max.) |
| 350 | 13490 | 3/8" | 1/2" | 25 | 250 | 32 | 1.57 | .13 -.65 |

Duplex Connectors

90° - For BX-Flex, NM & MC Cable



Features

- Duplex 2 screw clamp
- UL listed locknut
- NPSM thread
- Tri-combo screw head

Applications

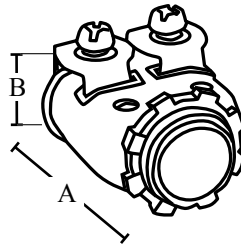
- Indoor dry location use only
- For armored cable, flexible metal conduit, interlocked metal clad, NM and SE cables to a box or enclosure

Standard Material

- 561A - Malleable iron
- 561ADC - Zinc
- Stamped steel cover

| Catalog Number | UPC | BX Flex Size | KO | Unit Carton | Ship Case | Weight/Case | A | B | C |
|----------------|-------|--------------|------|-------------|-----------|-------------|-------|------|-------|
| 561A | 15341 | 3/8" | 1/2" | 25 | 250 | 37 | 1.50 | .858 | .380 |
| 561ADC | 86339 | 3/8" | 1/2" | 25 | 250 | 30 | 2.016 | --- | 1.087 |

2 Screw - Saddle Bite Type - For BX-Flex, MC Cable



Features

- Provides flexibility of using 2 different size cables in one fitting with separate saddle clamps
- Tri-combo screw head
- UL listed for dry locations

Applications

- Dry location only
- Use to connect steel or aluminum FMC, AC, MC cables and aluminum MCC and MCI-A cables to box or enclosure

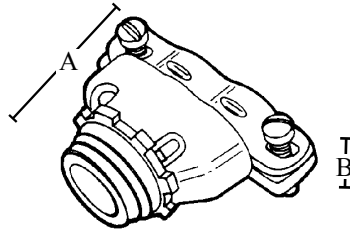
Standard Material

- Zinc die cast

| Catalog Number | UPC | BX Flex Size | KO | Unit Carton | Ship Case | Weight/Case | A | B (Min.-Max.) |
|----------------|-------|--------------|------|-------------|-----------|-------------|------|---------------|
| 350DS | 86895 | 3/8" | 1/2" | 10 | 100 | 17 | .935 | .400-.500 |

Duplex Connectors

2 Screw - Clamp Type - For BX-Flex, NM & MC Cable



Features

- Duplex 2 screw clamp
- UL listed locknut
- Male hub NPT
- Tri-combo screw head
- Fits aluminum smooth extruded MC range .210-.500

Applications

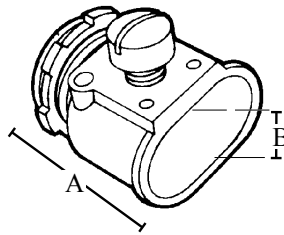
- Indoor dry location use only
- Strap-type fitting used to connect flexible metal conduit or armored cable to box or enclosure

Standard Material

- Zinc die cast
- Zinc plated steel strap

| Catalog Number | UPC | BX Flex Size | KO | Unit Carton | Ship Case | Weight/Case | B | |
|----------------|-------|--------------|------|-------------|-----------|-------------|------|---------------|
| | | | | | | | A | (Min. - Max.) |
| 360 | 13500 | 3/8" | 1/2" | 25 | 200 | 32 | 1.68 | .24 - .63 |

1 Screw - Set Screw Type - For BX-Flex



Features

- Duplex 2 screw clamp
- UL listed locknut
- Male hub NPT
- Tri-combo screw head
- Fits aluminum smooth extruded MC range .210-.500

Applications

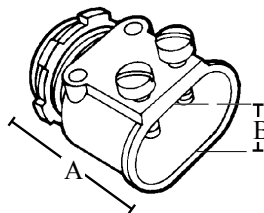
- Indoor dry location use only
- Strap-type fitting used to connect flexible metal conduit or armored cable to box or enclosure

Standard Material

- Zinc die cast

| Catalog Number | UPC | BX Flex Size | KO | Unit Carton | Ship Case | Weight/Case | A | B (Min.) |
|----------------|-----|--------------|----|-------------|-----------|-------------|------------|----------|
| | | | | | | | 370 | 13590 |

2 Screw - Set Screw Type - For BX-Flex



Features

- Duplex 2 screw clamp
- UL listed locknut
- Male hub NPT
- Tri-combo screw head
- Fits aluminum smooth extruded MC range .210-.500

Applications

- Indoor dry location use only
- Strap-type fitting used to connect flexible metal conduit or armored cable to box or enclosure

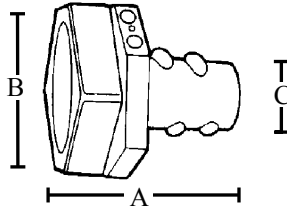
Standard Material

- Zinc die cast

| Catalog Number | UPC | BX Flex Size | KO | Unit Carton | Ship Case | Weight/Case | A | B Min. |
|----------------|-----|--------------|----|-------------|-----------|-------------|------------|--------|
| | | | | | | | 380 | 13600 |

Combination Couplings

Screw In Type - EMT Compression to Flex



Features

- Screw in to compression type
- Combination coupling used to join flexible metal conduit to EMT

Applications

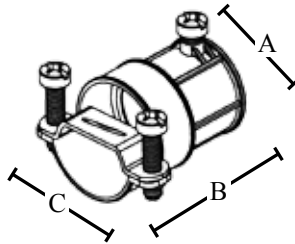
- Indoor use only
- Use to join EMT conduit to flexible metallic conduit
- Suitable for: 1/2" steel, steel reduced wall and aluminum flexible metal conduit to EMT and 3/4"-1" flexible metal conduit to EMT

Standard Material

- Zinc die cast

| Catalog Number | UPC | Size | Unit Carton | Ship Case | Weight/Case | A | B | C |
|----------------|-------|--------------------|-------------|-----------|-------------|-------|-------|-------|
| 131 | 10840 | 1/2" - 1/2" | 50 | 500 | 40 | 1.660 | 1.00 | .723 |
| 132 | 10850 | 3/4" - 3/4" | 25 | 250 | 28 | 1.680 | 1.180 | .931 |
| 133 | 10860 | 1" - 1" | 25 | 250 | 58 | 1.895 | 1.625 | 1.070 |

Set Screw to Clamp Type - EMT to Flex



Features

- Tri combo screw
- Set screw to clamp type
- EMT to flex combination coupling
- UL listed

Applications

- Indoor use only
- Use to join EMT conduit to flexible metal conduit

Standard Material

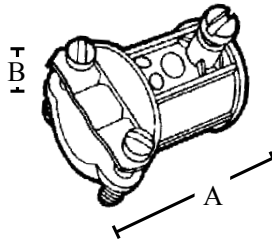
- Zinc die cast
- Zinc plated steel strap

| Catalog Number | UPC | Size | Unit Carton | Ship Case | Weight/Case | A | B | C |
|----------------|-------|--------------------|-------------|-----------|-------------|------|------|------|
| 181 | 11420 | 1/2" - 1/2" | 25 | 250 | 25 | 1.13 | 1.66 | 1.58 |
| 182 | 11430 | 3/4" - 3/4" | --- | 100 | 15 | 1.34 | 1.91 | 1.81 |
| 182A | 11431 | 1" - 1" | --- | 50 | 13 | 1.58 | 2.19 | 2.13 |

Combination Couplings

Set Screw to Clamp Type - EMT to BX or NM Cable

Zinc Die Cast



Features

- Set screw to clamp type
- Combination coupling used to join NM cable to EMT

Applications

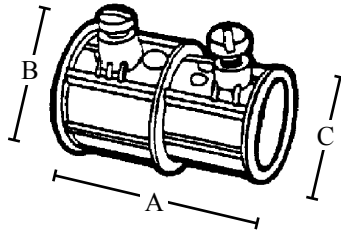
- Indoor use only
- Use to join EMT to nonmetallic sheathed cable, #14/2, #12/3 or 2 #14/2

Standard Material

- Zinc die cast
- Zinc plated steel strap

| Catalog Number | UPC | Size | Unit Carton | Ship Case | Weight/Case | A | B Min. | B Max. |
|----------------|-------|-------------|-------------|-----------|-------------|------|--------|--------|
| 180 | 11410 | 1/2" - 3/8" | 50 | 500 | 40 | 1.35 | .17 | .63 |

Set Screw Type - EMT to BX



Features

- Screw in type
- Combination coupling used to join BX cable to EMT

Applications

- Indoor use only
- Use to join 1/2" EMT to 3/8" BX cable

Standard Material

- Zinc die cast

| Catalog Number | UPC | Size | Unit Carton | Ship Case | Weight/Case | A | B | C |
|----------------|-------|-------------|-------------|-----------|-------------|------|-----|-----|
| 590 | 15780 | 1/2" - 3/8" | 25 | 250 | 15 | 1.25 | .93 | .78 |

BX-Flex Connectors

Straight - Squeeze Type - Zinc Die Cast

Features

- Squeeze type straight
- Available with insulated throat

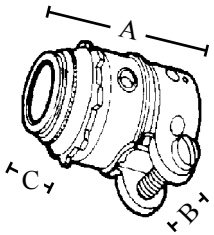
Applications

- Indoor use only
- In a dry location, use to connect flexible metallic conduit and steel AC cable to a steel outlet box, load center or other metal enclosure
- The 3/8" can also be used with steel and aluminum MC cable

- 3/8" size fits 1/2" knockout
- Suitable for: 3/8" steel flexible conduit, #14/2 metal conduit and #4-2 wire steel armored cable, 3/4" steel flexible metal conduit and #6-3 wire steel armored cable, 1" steel and reduced wall steel flexible metal conduit and #2-2 wire steel armored cable and 1-1/4" - 4" steel flexible metal conduit

Standard Material

- Zinc die cast



| Catalog Number | UPC | Conduit Size | Unit Carton | Ship Case | Weight/Case | Dimensions | | | |
|----------------|-------|-----------------|-------------|-----------|-------------|------------|---------------|------|--------|
| | | | | | | A | B (Min.-Max.) | C | Screws |
| 150 | 10990 | 3/8" 1/2" KO | 50 | 500 | 35 | 1.00 | 0.58-0.61 | .370 | 1 |
| 151 | 11000 | 1/2" | 25 | 250 | 25 | 1.47 | 0.74-0.95 | .400 | 1 |
| 152 | 11010 | 3/4" | 25 | 250 | 32 | 1.58 | 0.88-1.11 | .400 | 1 |
| 153 | 11020 | 1" | 10 | 100 | 20 | 1.75 | 1.14-1.38 | .540 | 1 |
| 154 | 11030 | 1-1/4" | 10 | 100 | 29 | 1.91 | 1.42-1.65 | .640 | 1 |
| 155 | 11040 | 1-1/2" | 5 | 50 | 20 | 2.09 | 1.68-1.94 | .750 | 1 |
| 156 | 11050 | 2" | 10 | 40 | 21 | 2.34 | 2.08-2.56 | .740 | 1 |
| 157 | 11060 | 2-1/2" | --- | 10 | 9 | 2.81 | 2.85-3.25 | .875 | 2 |
| 158 | 11070 | 3" | --- | 10 | 17 | 3.84 | 3.33-3.63 | 1.03 | 2 |
| 159 | 11080 | 3-1/2" | --- | 1 | 3 | 4.19 | 3.75-4.10 | 1.03 | 2 |
| 160 | 11090 | 4" | --- | 1 | 3 | 4.56 | 4.18-4.58 | 1.03 | 2 |

Straight - Squeeze Type with Insulated Throat - Zinc Die Cast

Features

- Squeeze type straight with insulated throat

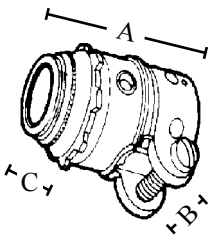
Applications

- Indoor use only
- In a dry location, use to connect flexible metallic conduit and steel AC cable to a steel outlet box, load center or other metal enclosure

- Suitable for: 1/2" steel flexible conduit, #14/2 metal conduit and #4-2 wire steel armored cable, 3/4" steel flexible metal conduit and #6-3 wire steel armored cable, 1" steel and reduced wall steel flexible metal conduit and #2-2 wire steel armored cable and 1-1/4" - 4" steel flexible metal conduit

Standard Material

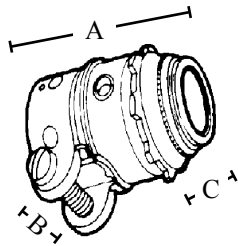
- Zinc die cast



| Catalog Number | UPC | Conduit Size | Unit Carton | Ship Case | Weight/Case | Dimensions | | | |
|----------------|-------|--------------|-------------|-----------|-------------|------------|---------------|------|--------|
| | | | | | | A | B (Min.-Max.) | C | Screws |
| 151i | 11001 | 1/2" | 25 | 250 | 25 | 1.47 | 0.74-0.95 | .400 | 1 |
| 152i | 11011 | 3/4" | 25 | 250 | 32 | 1.58 | 0.88-1.11 | .400 | 1 |
| 153i | 11021 | 1" | 10 | 100 | 20 | 1.75 | 1.14-1.38 | .540 | 1 |
| 154i | 11031 | 1-1/4" | 10 | 100 | 29 | 1.91 | 1.42-1.65 | .640 | 1 |
| 155i | 11041 | 1-1/2" | 5 | 50 | 20 | 2.09 | 1.68-1.94 | .750 | 1 |
| 156i | 11051 | 2" | 10 | 40 | 21 | 2.34 | 2.08-2.56 | .740 | 1 |

BX-Flex Connectors

Straight - Squeeze Type - Malleable Iron



Features

- Squeeze type straight

Applications

- Indoor use only
- In a dry location, use to connect flexible metallic conduit and steel AC cable to a steel outlet box, load center or other metal enclosure
- The 3/8" can also be used with steel and aluminum MC cable
- 3/8" size fits 1/2" knockout

- Suitable for: 3/8" steel flexible conduit, #14/2 metal conduit and #4-2 wire steel armored cable, 3/4" steel flexible metal conduit and #6-3 wire steel armored cable, 1" steel and reduced wall steel flexible metal conduit and #2-2 wire steel armored cable and 1-1/4" - 4" steel flexible metal conduit

Standard Material

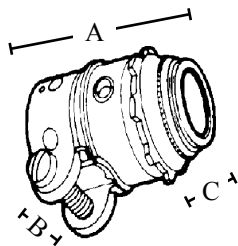
- Malleable iron

Standard Finish

- Zinc plated

| Catalog Number | UPC | Conduit Size | Unit Carton | Ship Case | Weight/Case | B | | | |
|----------------|-------|---------------|-------------|-----------|-------------|------|-------------|------|--------|
| | | | | | | A | (Min.-Max.) | C | Screws |
| 150M | 83748 | 3/8" | 25 | 250 | 30 | 0.93 | 0.55 - 0.60 | 0.50 | 1 |
| 151M | 11100 | 1/2" | 25 | 250 | 30 | 0.94 | 0.78 - 0.94 | 0.50 | 1 |
| 152M | 11110 | 3/4" | 25 | 250 | 48 | 1.13 | 0.91 - 1.08 | 0.50 | 1 |
| 153M | 11120 | 1" | 10 | 100 | 26 | 1.19 | 1.28 - 1.44 | 0.56 | 1 |
| 154M | 11130 | 1-1/4" | 10 | 100 | 39 | 1.25 | 1.44 - 1.63 | 0.63 | 1 |
| 155M | 11140 | 1-1/2" | 5 | 50 | 33 | 1.88 | 1.63 - 1.88 | 0.69 | 1 |
| 156M | 11150 | 2" | --- | 20 | 21 | 2.00 | 2.19 - 2.38 | 0.75 | 1 |
| 157M | 11160 | 2-1/2" | --- | 10 | 14 | 2.06 | 2.70 - 2.95 | 0.94 | 2 |
| 158M | 11170 | 3" | --- | 2 | 4 | 2.25 | 3.13 - 3.50 | 0.94 | 2 |
| 159M | 11180 | 3-1/2" | --- | 1 | 5 | 3.56 | 3.72 - 4.00 | 1.25 | 2 |
| 160M | 11190 | 4" | --- | 1 | 7 | 3.69 | 4.06 - 4.44 | 1.25 | 2 |

Straight - Squeeze Type with Insulated Throat



Features

- Squeeze type straight with insulated throat

Applications

- Indoor use only
- In a dry location, use to connect flexible metallic conduit and steel AC cable to a steel outlet box, load center or other metal enclosure

- Suitable for: 1/2" steel flexible conduit, #14/2 metal conduit and #4-2 wire steel armored cable, 3/4" steel flexible metal conduit and #6-3 wire steel armored cable, 1" steel and reduced wall steel flexible metal conduit and #2-2 wire steel armored cable and 1-1/4" - 4" steel flexible metal conduit

Standard Material

- Malleable iron

Standard Finish

- Zinc plated

| Catalog Number | UPC | Conduit Size | Unit Carton | Ship Case | Weight/Case | B | | | |
|----------------|-------|---------------|-------------|-----------|-------------|------|-------------|------|--------|
| | | | | | | A | (Min.-Max.) | C | Screws |
| 151Mi | 11101 | 1/2" | 25 | 250 | 12 | 0.94 | 0.78 - 0.94 | 0.50 | 1 |
| 152Mi | 11111 | 3/4" | 25 | 250 | 19 | 1.13 | 0.91 - 1.08 | 0.50 | 1 |
| 153Mi | 11121 | 1" | 10 | 100 | 26 | 1.19 | 1.28 - 1.44 | 0.56 | 1 |
| 154Mi | 11131 | 1-1/4" | 10 | 100 | 39 | 1.25 | 1.44 - 1.63 | 0.63 | 1 |
| 155Mi | 11141 | 1-1/2" | 5 | 50 | 66 | 1.88 | 1.63 - 1.88 | 0.69 | 1 |
| 156Mi | 11151 | 2" | --- | 20 | 105 | 2.00 | 2.19 - 2.38 | 0.75 | 1 |
| 157Mi | 11161 | 2-1/2" | --- | 10 | 150 | 2.06 | 2.70 - 2.95 | 0.94 | 2 |
| 158Mi | 11171 | 3" | --- | 2 | 200 | 2.25 | 3.13 - 3.50 | 0.94 | 2 |
| 159Mi | 11181 | 3-1/2" | --- | 1 | 500 | 3.56 | 3.72 - 4.00 | 1.25 | 2 |
| 160Mi | 11191 | 4" | --- | 1 | 700 | 3.69 | 4.06 - 4.44 | 1.25 | 2 |

BX-Flex Connectors

90° - Squeeze Type - Zinc



Features

- Squeeze type

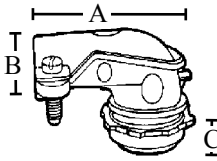
Applications

- Indoor use only
- In a dry location, use to connect flexible metal conduit, aluminum and steel AC and MC cable to a steel outlet box or other metal enclosure
- 3/8" size fits 1/2" knockout

- Suitable For: 3/8" - 3/4" steel and aluminum armored cable, steel and aluminum interlocked metal clad cable, flexible cord, and 1" - 4" flexible metal conduit

Standard Material

- Zinc die cast
- Zinc plated steel strap



| Catalog Number | UPC | Conduit Size | Unit Carton | Ship Case | Weight/Case | Dimensions | | | |
|----------------|-------|---------------------|-------------|-----------|-------------|------------|---------------|-------|--------|
| | | | | | | A | B (Min.-Max.) | C | Screws |
| 100 | 10340 | 3/8" 1/2" KO | 50 | 500 | 45 | 1.740 | 0.43 - 0.72 | .370 | 2 |
| 101 | 10350 | 1/2" | 25 | 250 | 35 | 2.110 | 0.64 - 1.03 | .400 | 2 |
| 102 | 10360 | 3/4" | 10 | 100 | 20 | 2.400 | 0.76 - 1.15 | .400 | 2 |
| 103 | 10370 | 1" | 5 | 50 | 19 | 2.870 | 1.09 - 1.73 | .540 | 2 |
| 104 | 10380 | 1-1/4" | 10 | 40 | 20 | 4.000 | 1.34 - 1.97 | .640 | 2 |
| 105 | 10390 | 1-1/2" | --- | 5 | 5 | 6.000 | 1.65 - 2.61 | .750 | 2 |
| 106 | 10400 | 2" | --- | 5 | 6 | 6.000 | 1.54 - 2.54 | .740 | 2 |
| 107 | 10410 | 2-1/2" | --- | 5 | 18 | 7.187 | 2.45 - 2.98 | .875 | 4 |
| 108 | 10420 | 3" | --- | 2 | 9 | 7.875 | 2.93 - 3.45 | 1.031 | 4 |
| 109 | 10430 | 3-1/2" | --- | 1 | 9 | 9.400 | 3.28 - 3.95 | 1.031 | 4 |
| 110 | 10440 | 4" | --- | 1 | 10 | 10.200 | 3.68 - 4.43 | 1.031 | 4 |

90° - Squeeze Type with Insulated Throat - Zinc



Features

- Squeeze type with insulated throat

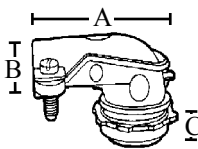
Applications

- Indoor use only
- In a dry location, use to connect flexible metal conduit, aluminum and steel AC and MC cable to a steel outlet box or other metal enclosure
- 3/8" size fits 1/2" knockout

- Suitable For: 3/8" - 3/4" steel and aluminum armored cable, steel and aluminum interlocked metal clad cable, flexible cord, and 1" - 2" flexible metal conduit

Standard Material

- Zinc die cast



| Catalog Number | UPC | Conduit Size | Unit Carton | Ship Case | Weight/Case | Dimensions | | | |
|----------------|-------|---------------------|-------------|-----------|-------------|------------|---------------|------|--------|
| | | | | | | A | B (Min.-Max.) | C | Screws |
| 100i | 10341 | 3/8" 1/2" KO | 50 | 500 | 45 | 1.740 | 0.43 - 0.72 | .370 | 2 |
| 101i | 10351 | 1/2" | 25 | 250 | 35 | 2.110 | 0.64 - 1.03 | .400 | 2 |
| 102i | 10361 | 3/4" | 10 | 100 | 20 | 2.400 | 0.76 - 1.15 | .400 | 2 |
| 103i | 10371 | 1" | 5 | 50 | 19 | 2.870 | 1.09 - 1.73 | .540 | 2 |
| 104i | 10381 | 1-1/4" | 10 | 40 | 20 | 4.000 | 1.34 - 1.97 | .640 | 2 |
| 105i | 10391 | 1-1/2" | --- | 5 | 5 | 6.000 | 1.65 - 2.61 | .750 | 2 |
| 106i | 10401 | 2" | --- | 5 | 6 | 6.000 | 1.54 - 2.54 | .740 | 2 |

BX-Flex Connectors

90° - Squeeze Type - Malleable Iron



Features

- Squeeze type

Applications

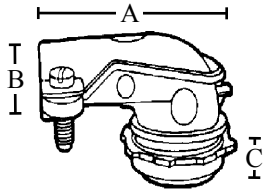
- Indoor use only
- In a dry location, use to connect flexible metal conduit, aluminum and steel AC and MC cable to a steel outlet box or other metal enclosure

Standard Material

- Malleable iron

Standard Finish

- Zinc plated



| Catalog Number | UPC | Conduit Size | Unit Carton | Ship Case | Weight/Case | A | B (Min.-Max.) | C | Screws |
|----------------|-------|---------------|-------------|-----------|-------------|--------|---------------|-------|--------|
| 100M | 85239 | 3/8" | 25 | 250 | 40 | 1.750 | 0.78 - 0.95 | .440 | 2 |
| 101M | 10510 | 1/2" | 25 | 250 | 40 | 1.750 | 0.78 - 0.95 | .440 | 2 |
| 102M | 10520 | 3/4" | 10 | 100 | 30 | 1.810 | 0.91 - 1.02 | .440 | 2 |
| 103M | 10530 | 1" | 5 | 50 | 30 | 2.060 | 1.25 - 1.38 | .560 | 2 |
| 104M | 10540 | 1-1/4" | 5 | 20 | 38 | 2.810 | 1.41 - 1.63 | .560 | 2 |
| 105M | 10550 | 1-1/2" | --- | 5 | 5 | 3.810 | 1.75 - 2.00 | .560 | 2 |
| 106M | 10560 | 2" | --- | 5 | 10 | 4.750 | 2.19 - 2.44 | .690 | 2 |
| 107M | 10570 | 2-1/2" | --- | 5 | 16 | 6.250 | 2.75 - 3.00 | .880 | 4 |
| 108M | 10580 | 3" | --- | 2 | 9 | 7.250 | 3.25 - 3.50 | 1.000 | 4 |
| 109M | 10590 | 3-1/2" | --- | 1 | 14 | 10.250 | 3.70 - 4.16 | 1.250 | 4 |
| 110M | 10600 | 4" | --- | 1 | 24 | 13.000 | 4.11 - 4.56 | 1.250 | 4 |

90° - Squeeze Type with Insulated Throat - Malleable Iron



Features

- Squeeze type with insulated throat

Applications

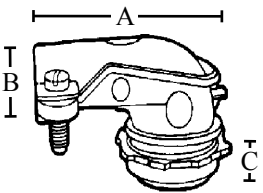
- Indoor use only
- In a dry location, use to connect flexible metal conduit, aluminum and steel AC and MC cable to a steel outlet box or other metal enclosure

Standard Material

- Malleable iron

Standard Finish

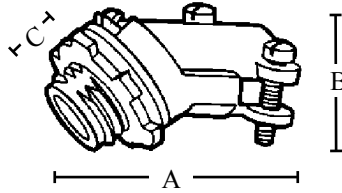
- Zinc plated



| Catalog Number | UPC | Conduit Size | Unit Carton | Ship Case | Weight/Case | A | B (Min.-Max.) | C | Screws |
|----------------|-------|---------------|-------------|-----------|-------------|--------|---------------|-------|--------|
| 101Mi | 10511 | 1/2" | 25 | 250 | 16 | 1.750 | 0.78 - 0.95 | .440 | 2 |
| 102Mi | 10521 | 3/4" | 10 | 100 | 30 | 1.810 | 0.91 - 1.02 | .440 | 2 |
| 103Mi | 10531 | 1" | 5 | 50 | 60 | 2.060 | 1.25 - 1.38 | .560 | 2 |
| 104Mi | 10541 | 1-1/4" | 5 | 50 | 76 | 2.810 | 1.41 - 1.63 | .560 | 2 |
| 105Mi | 10551 | 1-1/2" | --- | 5 | 100 | 3.810 | 1.75 - 2.00 | .560 | 2 |
| 106Mi | 10561 | 2" | --- | 5 | 200 | 4.750 | 2.19 - 2.44 | .690 | 2 |
| 107Mi | 10571 | 2-1/2" | --- | 5 | 320 | 6.250 | 2.75 - 3.00 | .880 | 4 |
| 108Mi | 10581 | 3" | --- | 2 | 450 | 7.250 | 3.25 - 3.50 | 1.000 | 4 |
| 109Mi | 10591 | 3-1/2" | --- | 1 | 1400 | 10.250 | 3.70 - 4.16 | 1.250 | 4 |
| 110Mi | 10601 | 4" | --- | 1 | 2400 | 13.000 | 4.11 - 4.56 | 1.250 | 4 |

BX-Flex Connectors

45° - Squeeze Type



Features

- Squeeze type

Applications

- Indoor use only
- In a dry location, use to connect flexible metal conduit, aluminum and steel AC and MC cable to a steel outlet box or other metal enclosure

Standard Material

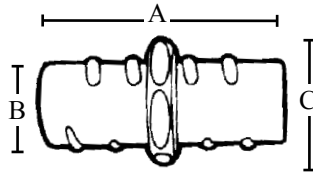
- Zinc die cast
- Zinc plated steel strap

| Catalog Number | UPC | Conduit Size | KO | Unit Carton | Ship Case | Weight/Case | A | B | C |
|----------------|-------|--------------|------|-------------|-----------|-------------|-------|-------|------|
| 390 | 13670 | 3/8" | 1/2" | 50 | 500 | 45 | 1.588 | 1.132 | .382 |

FITS MC RANGE
.620-.780

Flex Couplings

Screw In Type



Features

- Screw in coupling

Applications

- Indoor use only
- Use to join two pieces of flexible metallic conduit

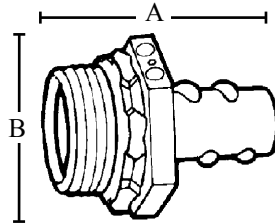
Standard Material

- Zinc die cast

| Catalog Number | UPC | Conduit Size | Unit Carton | Ship Case | Weight/Case | A | B | C |
|----------------|-------|---------------|-------------|-----------|-------------|------|------|-------|
| 461 | 14190 | 1/2" | 50 | 500 | 30 | 1.80 | .92 | 1.062 |
| 462 | 14200 | 3/4" | 25 | 250 | 23 | 2.09 | 1.12 | 1.372 |
| 463 | 14210 | 1" | 25 | 250 | 38 | 2.41 | 1.37 | 1.687 |
| 464 | 14220 | 1-1/4" | 10 | 100 | 25 | 2.74 | 1.81 | 2.125 |
| 465 | 14230 | 1-1/2" | 10 | 40 | 16 | 3.05 | 2.12 | 2.375 |
| 466 | 14240 | 2" | 10 | 40 | 24 | 3.27 | 2.67 | 2.937 |

BX-Flex Connectors

Screw In Type



Features

- Screw in type

Applications

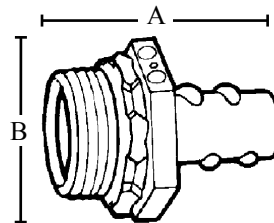
- Indoor use only
- Use to connect flexible metallic conduit to steel outlet box, load center or other metal enclosure
- 3/8" size fits 1/2" knockout
- 1-1/2" steel and steel reduced wall flexible metal conduit

Standard Material

- Zinc die cast

| Catalog Number | UPC | BX Size | KO | Unit Carton | Ship Case | Weight/Case | A | B |
|----------------|-------|---------------|------|-------------|-----------|-------------|------|------|
| 450 | 14030 | 3/8" | 1/2" | 50 | 500 | 30 | 1.31 | .92 |
| 451 | 14040 | 1/2" | --- | 50 | 500 | 30 | 1.38 | .92 |
| 452 | 14050 | 3/4" | --- | 25 | 250 | 25 | 1.63 | 1.10 |
| 453 | 14060 | 1" | --- | 25 | 250 | 40 | 1.94 | 1.38 |
| 454 | 14070 | 1-1/4" | --- | 10 | 100 | 28 | 2.12 | 1.75 |
| 455 | 14080 | 1-1/2" | --- | 10 | 40 | 15 | 2.31 | 2.13 |
| 456 | 14090 | 2" | --- | 10 | 40 | 25 | 2.58 | 2.67 |

Screw In Type with Insulated Throat



Features

- Screw in type with insulated throat

Applications

- Indoor use only
- Use to connect flexible metallic conduit to steel outlet box, load center or other metal enclosure
- 3/8" size fits 1/2" knockout

Standard Material

- Zinc die cast

| Catalog Number | UPC | BX Size | KO | Unit Carton | Ship Case | Weight/Case | A | B |
|----------------|-------|---------------|------|-------------|-----------|-------------|------|------|
| 450i | 14100 | 3/8" | 1/2" | 50 | 500 | 30 | 1.31 | .92 |
| 451i | 14110 | 1/2" | --- | 50 | 500 | 30 | 1.38 | .92 |
| 452i | 14120 | 3/4" | --- | 25 | 250 | 25 | 1.63 | 1.10 |
| 453i | 14130 | 1" | --- | 25 | 250 | 40 | 1.94 | 1.38 |
| 454i | 14140 | 1-1/4" | --- | 10 | 100 | 28 | 2.12 | 1.75 |
| 455i | 14150 | 1-1/2" | --- | 10 | 40 | 15 | 2.31 | 2.13 |
| 456i | 14160 | 2" | --- | 10 | 40 | 25 | 2.58 | 2.67 |

Flexible Steel Conduit

Coils and Reels



Features

- Corrosion resistant
- Smooth interior for easy wire pull through
- Easy to follow contours
- Crush resistant
- Solid wood reel attached with nylon threaded bolts

Applications

- For use as an electrical raceway in close quarters requiring extra flexibility

Standard Material

- Steel construction

Standard Finish

- Hot dip galvanized zinc coating

Coils

| Catalog Number | UPC | Size | Feet/Coil | Ship Case | Weight/Case | Inside Diameter | | Outside Diameter | |
|----------------|-------|---------------|-----------|-----------|-------------|-----------------|-------|------------------|-------|
| | | | | | | Min. | Max. | Min. | Max. |
| 5200 | 80341 | 3/8" | 100' | 100 | 15 | .374 | .376 | .555 | .571 |
| 5250 | 85482 | 3/8" | 250' | 250 | 37 | .374 | .376 | .555 | .571 |
| 5201 | 80342 | 1/2" | 100' | 100 | 21 | .618 | .634 | .850 | .866 |
| 5202 | 80343 | 3/4" | 100' | 100 | 25 | .827 | .846 | 1.043 | 1.063 |
| 5203 | 80345 | 1" | 100' | 100 | 45 | 1.039 | 1.059 | 1.280 | 1.299 |
| 5203C50 | 85524 | 1" | 50' | 50 | 24 | 1.039 | 1.059 | 1.280 | 1.299 |
| 5204 | 82011 | 1-1/4" | 50' | 50 | 24 | 1.319 | 1.343 | 1.512 | 1.535 |
| 5205 | 80346 | 1-1/2" | 50' | 50 | 30 | 1.496 | 1.520 | 1.827 | 1.850 |
| 5205C25 | 85526 | 1-1/2" | 25' | 25 | 16 | 1.496 | 1.520 | 1.827 | 1.850 |
| 5206 | 80347 | 2" | 25' | 25 | 19 | 2.047 | 2.075 | 2.335 | 2.362 |
| 5207 | 80348 | 2-1/2" | 25' | 25 | 26 | 2.520 | 2.559 | 2.913 | 2.953 |
| 5208 | 80349 | 3" | 25' | 25 | 31 | 3.071 | 3.110 | 3.465 | 3.504 |
| 5209 | 80350 | 3-1/2" | 25' | 25 | 34 | 3.504 | 3.551 | 3.909 | 3.957 |
| 5210 | 80351 | 4" | 25' | 25 | 34 | 4.094 | 4.154 | 4.449 | 4.508 |

Reels

| Catalog Number | UPC | Size | Feet/Reel | Ship Case | Weight/Case | Inside Diameter | | Outside Diameter | |
|-----------------|-------|---------------|-----------|-----------|-------------|-----------------|-------|------------------|-------|
| | | | | | | Min. | Max. | Min. | Max. |
| 5200R | 85240 | 3/8" | 1000' | 1000 | 159 | .374 | .376 | .555 | .571 |
| 5201R | 85241 | 1/2" | 500' | 500 | 80 | .618 | .634 | .850 | .866 |
| 5201RL | 85508 | 1/2" | 1000' | 1000 | 160 | .618 | .634 | .850 | .866 |
| 5202R | 85242 | 3/4" | 300' | 300 | 48 | .827 | .846 | 1.043 | 1.063 |
| 5202R500 | 85523 | 3/4" | 500' | 500 | 80 | .827 | .846 | 1.043 | 1.063 |
| 5203R | 85243 | 1" | 200' | 200 | 99 | 1.039 | 1.059 | 1.280 | 1.299 |
| 5203R300 | 85525 | 1" | 300' | 300 | 150 | 1.039 | 1.059 | 1.280 | 1.299 |
| 5204R | 85244 | 1-1/4" | 200' | 200 | 104 | 1.319 | 1.343 | 1.512 | 1.535 |
| 5204R400 | 85589 | 1-1/4" | 400' | 400 | 52 | 1.319 | 1.343 | 1.512 | 1.535 |
| 5205R | 85245 | 1-1/2" | 100' | 100 | 63 | 1.496 | 1.520 | 1.827 | 1.850 |
| 5206R | 85246 | 2" | 100' | 100 | 81 | 2.047 | 2.075 | 2.335 | 2.362 |

Flexible Steel Conduit

UL Listed Coils and Reels



Coils

| Catalog Number | UPC | Size | Feet Coil | Ship Case | Weight/Case | Thickness | Inside Diameter Min. | Inside Diameter Max. | Outside Diameter Min. | Outside Diameter Max. |
|-------------------|-------|---------------|-------------|-----------|-------------|-----------|----------------------|----------------------|-----------------------|-----------------------|
| 5200C100UL | 87291 | 3/8" | 100' | 100 | 23 | .64 | .393 | .393 | .560 | .610 |
| 5200UL | 87292 | 3/8" | 250' | 250 | 59 | .64 | .393 | .393 | .560 | .610 |
| 5201UL | 87293 | 1/2" | 100' | 100 | 29 | .64 | .625 | .645 | .860 | .920 |
| 5202UL | 87294 | 3/4" | 100' | 100 | 37 | .64 | .812 | .835 | 1.045 | 1.105 |
| 5203UL | 87295 | 1" | 50' | 50 | 31 | .76 | 1.000 | 1.040 | 1.300 | 1.380 |
| 5204UL | 87297 | 1-1/4" | 50' | 50 | 34 | .76 | 1.250 | 1.300 | 1.550 | 1.630 |
| 5205UL | 87298 | 1-1/2" | 25' | 25 | 19 | .76 | 1.500 | 1.575 | 1.850 | 1.950 |
| 5206UL | 87300 | 2" | 25' | 25 | 22 | .76 | 2.000 | 2.080 | 2.350 | 2.454 |
| 5207UL | 87301 | 2-1/2" | 25' | 25 | 44 | 1.05 | 2.500 | 2.700 | 2.860 | 3.060 |
| 5208UL | 87302 | 3" | 25' | 25 | 51 | 1.05 | 3.000 | 3.200 | 3.360 | 3.560 |
| 5209UL | 87303 | 3-1/2" | 25' | 25 | 61 | 1.05 | 3.500 | 3.500 | 3.860 | 4.600 |
| 5210UL | 87304 | 4" | 25' | 25 | 72 | 1.05 | 4.000 | 4.000 | 4.360 | 4.560 |

Reels

| Catalog Number | UPC | Size | Feet Reel | Ship Case | Weight/Case | Thickness | Inside Diameter Min. | Inside Diameter Max. | Outside Diameter Min. | Outside Diameter Max. |
|-------------------|-------|---------------|--------------|-----------|-------------|-----------|----------------------|----------------------|-----------------------|-----------------------|
| 5200RUL | 87305 | 3/8" | 1000' | 1000 | 250 | .64 | .393 | .393 | .560 | .610 |
| 5201RUL | 87306 | 1/2" | 1000' | 1000 | 316 | .64 | .625 | .645 | .860 | .920 |
| 5201R500UL | 87307 | 1/2" | 500' | 500 | 164 | .64 | .625 | .645 | .860 | .920 |
| 5202RUL | 87308 | 3/4" | 1000' | 1000 | 397 | .64 | .812 | .835 | 1.045 | 1.105 |
| 5202R500UL | 87309 | 3/4" | 500' | 500 | 203 | .64 | .812 | .835 | 1.045 | 1.105 |
| 5203RUL | 87310 | 1" | 400' | 400 | 265 | .76 | 1.000 | 1.040 | 1.300 | 1.380 |
| 5204RUL | 87311 | 1-1/4" | 200' | 200 | 154 | .76 | 1.250 | 1.300 | 1.550 | 1.630 |
| 5205RUL | 87312 | 1-1/2" | 150' | 150 | 129 | .76 | 1.500 | 1.575 | 1.850 | 1.950 |
| 5206RUL | 87313 | 2" | 100' | 100 | 107 | .76 | 2.000 | 2.080 | 2.350 | 2.454 |

Features

- Corrosion and crush resistant
- Smooth interior for easy wire pull-through
- Easy installation to follow contours

Applications

- Voice, data, communications and video cables
- Motor feeder, branch and control circuit conductors and cables
- Elevators, escalators, and hoistways
- Concealed or exposed installations

Standard Material

- Galvanized steel

Standard Finish

- Zinc coating

Flexible Aluminum Conduit

Coils and Reels



Features

- Corrosion resistant
- Lightweight, easy to cut
- Smooth interior for easy wire pull through
- Easy to follow contours
- Crush resistant
- UL listed

Applications

- For use as an electrical raceway in close quarters requiring extra flexibility; one-third the weight of steel
- For use with Topaz UL listed connectors 3-1/2" thru 4" HWA

Standard Material

- Aluminum alloy construction, with tempered alloy for maximum strength


Coils

| Catalog Number | UPC | Size | Feet/Coil | Ship Case | Weight/Case | Inside Diameter | | Outside Diameter | |
|-----------------|-------|---------------|-----------|-----------|-------------|-----------------|-------|------------------|-------|
| | | | | | | Min. | Max. | Min. | Max. |
| 4300 | 86366 | 3/8" | 250' | 250 | 7 | .374 | .392 | .559 | .609 |
| 4300C100 | 86367 | 3/8" | 100' | 100 | 7 | .374 | .392 | .559 | .609 |
| 4301 | 86368 | 1/2" | 100' | 100 | 9.5 | .625 | .644 | .859 | .920 |
| 4302 | 86369 | 3/4" | 100' | 100 | 13.5 | .811 | .835 | 1.044 | 1.105 |
| 4303 | 86370 | 1" | 50' | 50 | 18 | 1.000 | 1.040 | 1.300 | 1.379 |
| 4304 | 86371 | 1-1/4" | 50' | 50 | 22 | 1.250 | 1.300 | 1.550 | 1.629 |
| 4305 | 86372 | 1-1/2" | 25' | 25 | 26 | 1.500 | 1.573 | 1.850 | 1.95 |
| 4306 | 86373 | 2" | 25' | 25 | 35 | 2.000 | 2.079 | 2.350 | 2.45 |
| 4307 | 86374 | 2-1/2" | 25' | 25 | 57 | 2.500 | 2.700 | 2.859 | 3.059 |
| 4308 | 86375 | 3" | 25' | 25 | 70 | 3.000 | 3.200 | 3.359 | 3.559 |
| 4309 | 86376 | 3-1/2" | 25' | 25 | 78 | 3.500 | --- | 3.859 | 4.059 |
| 4310 | 86377 | 4" | 25' | 25 | 82 | 4.000 | --- | 4.359 | 4.559 |

Reels

| Catalog Number | UPC | Size | Feet/Reel | Ship Case | Weight/Case | Inside Diameter | | Outside Diameter | |
|----------------|-------|---------------|-----------|-----------|-------------|-----------------|-------|------------------|-------|
| | | | | | | Min. | Max. | Min. | Max. |
| 4300R | 86378 | 3/8" | 1000' | 1000 | 7 | .374 | .392 | .559 | .609 |
| 4301R | 86379 | 1/2" | 1000' | 1000 | 7 | .625 | .644 | .859 | .920 |
| 4302R | 86380 | 3/4" | 500' | 500 | 9.5 | .811 | .835 | 1.044 | 1.105 |
| 4303R | 86381 | 1" | 300' | 300 | 13.5 | 1.000 | 1.040 | 1.300 | 1.379 |
| 4304R | 86382 | 1-1/4" | 200' | 200 | 18 | 1.250 | 1.300 | 1.550 | 1.629 |
| 4305R | 86383 | 1-1/2" | 100' | 100 | 26 | 1.500 | 1.573 | 1.850 | 1.950 |
| 4306R | 86384 | 2" | 100' | 100 | 35 | 2.000 | 2.079 | 2.350 | 2.450 |

Anti Short Bushings



Features

- Sold in bulk or bags
- With pull tab

Applications

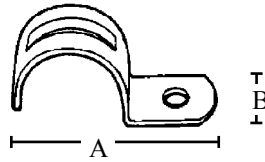
- Indoor use only
- Fits cable range: 14/2, 14/3, 12/2
- Insert one bushing at each end of conduit to protect wire

Standard Material

- Polyethylene

| Catalog Number | UPC | Size | Flex Size | Per Bag | Ship Case | Weight/Case | A | B |
|----------------|-------|----------|--------------|---------|-----------|-------------|------|------|
| 0 | 10000 | 0 | 5/16" | 35 | 500 Bags | 15 | 0.67 | 0.56 |
| 1 | 10010 | 1 | 3/8" | 35 | 400 Bags | 12 | 0.67 | 0.61 |
| 2 | 10020 | 2 | 7/16" | 35 | 300 Bags | 18 | 0.84 | 0.61 |
| 3 | 10030 | 3 | 1/2" | 20 | 200 Bags | 16 | 1.04 | 0.67 |
| 4 | 10040 | 4 | 3/4" | 16 | 150 Bags | 9 | 1.27 | 0.75 |
| BULK | | | | | | | | |
| 0B | 10041 | 0 | 5/16" | --- | 5000 | 3 | 0.67 | 0.56 |
| 1B | 10042 | 1 | 3/8" | --- | 5000 | 3 | 0.67 | 0.61 |
| 2B | 10043 | 2 | 7/16" | --- | 2000 | 4 | 0.84 | 0.61 |
| 3B | 10044 | 3 | 1/2" | --- | 2000 | 4 | 1.04 | 0.67 |
| 4B | 10045 | 4 | 3/4" | --- | 1000 | 3 | 1.27 | 0.75 |

BX Strap One Hole



Features

- One hole
- Inverted rib provides extra strength

Applications

- Used to secure AC/BX cable to wood, masonry or similar surface

Standard Material

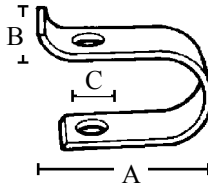
- Steel

Standard Finish

- Zinc plated

| Catalog Number | UPC | Size | Unit Carton | Ship Case | Weight/Case | A | B |
|----------------|-------|------------------|-------------|-----------|-------------|------|------|
| 510BX | 15590 | 14/2-10/3 | 100 | 1000 | 14 | 1.25 | .48 |
| 1101TC | 14868 | 1/4" Mini | 100 | 1000 | 13 | .625 | .50 |
| 1105TC | 14872 | 1/2" | 100 | 1000 | 14 | .75 | .562 |
| 1106TC | 14871 | 9/16" | 100 | 1000 | 16 | 1.00 | .625 |

BX-Flex U-Clip



Features

- Flexible, corrosion resistant steel construction

Applications

- Designed for use with electrical box hardware and accessories, armored cable and flexible conduit

Standard Material

- Steel

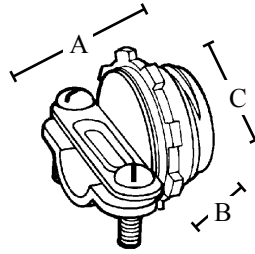
Standard Finish

- Zinc plated

| Catalog Number | UPC | Size | Ship Case | Weight/Case | A | B | C |
|----------------|-------|------------------|-----------|-------------|------|------|------|
| 90 | 10320 | 3/8" Flex | 500 | 5 | 1.20 | .670 | .175 |

NM Clamp Type Connectors

3/8" NM Cable



Features

- Fits NM Cable: #14/2, #12/2, #12/3, AWG or 2 # 14/2 AWG or flex cord .300 to .560 inches diameter 3/8" (1/2" KO)

Applications

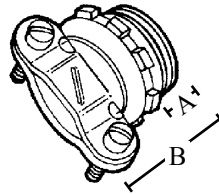
- For connecting non-metallic cable to box or enclosure

Standard Material

- Zinc die cast

| Catalog Number | UPC | Size | Fits Cable | Unit Carton | Ship Case | Weight/Case | A | B | C |
|----------------|-------|------|---|-------------|-----------|-------------|------|-----|-----|
| 120 | 10690 | 1/2" | NM Cable from 2#14-2 w/ground and 2#12-2 w/ground | 100 | 1000 | 50 | .814 | .44 | .92 |

For Oval NM Cable



Features

- Two tri-combo screws and zinc die cast locknut

Applications

- In a dry location, use to connect non-metallic sheathed cable to a steel outlet box or other metal enclosure

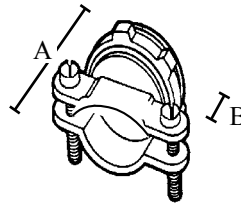
Standard Material

- Zinc die cast

| Catalog Number | UPC | Size | Fits Cable | Unit Carton | Ship Case | Weight/Case | A | B |
|----------------|-------|--------|------------------------|-------------|-----------|-------------|-----|------|
| 952 | 19500 | 3/4" | Oval NM 8-2 to 6-3 | 25 | 250 | 25 | .42 | 1.03 |
| 953 | 19510 | 1" | Oval NM 8-3 to 4-3 | 25 | 250 | 37 | .57 | 1.20 |
| 954 | 19520 | 1-1/4" | Oval NM 4-3 to 1-3 | 10 | 100 | 24 | .64 | 1.32 |
| 955 | 19530 | 1-1/2" | Oval NM 1-3 to 1/0-3 | 10 | 100 | 34 | .60 | 1.32 |
| 956 | 19540 | 2" | Oval NM 1/0-3 to 4/0-3 | 5 | 50 | 45 | .71 | 1.55 |

All above take 2 cables

For NM and SE Round Cable



Features

- Non-watertight
- Two screws

Applications

- Indoor use only
- In a dry location, use to connect non-metallic sheathed cable to a steel outlet box or other metal enclosure

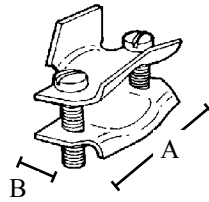
Standard Material

- Zinc die cast

| Catalog Number | UPC | Size | Fits Cable | Unit Carton | Ship Case | Weight/Case | A | B |
|----------------|-------|--------|--|-------------|-----------|-------------|-------|------|
| 143R | 10950 | 1" | SE Cable 6-3, 4-3, 4-2, 2-2 NM Cable 12-3, 12-4, 10-3, 10-4, 8-3, 8-2, 6-2, 4-2 | 25 | 250 | 37 | 1.190 | .645 |
| 144R | 10960 | 1-1/4" | SE Cable 10-2, 8-2, 6-2, 4-2 NM Cable 8-3, 6-3, 4-3, 2-3 | 10 | 100 | 24 | 1.330 | .660 |
| 145R | 10970 | 1-1/2" | SE Cables 3-3, 3-2, 3-1 | 10 | 100 | 34 | 1.470 | .740 |
| 146R | 10980 | 2" | SE Cables 3-4/0 | 5 | 50 | 23 | 1.620 | .750 |

NM Box Connectors

2 Piece Clamp Butterfly Type



Features

- Versatile 2 piece clamp butterfly style design

Applications

- For connecting non-metallic cable to box or enclosure

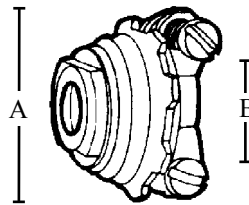
Standard Material

- Steel

| Catalog Number | UPC | Size | Fits Cable | Unit Carton | Ship Case | Weight/Case | A | B |
|----------------|-------|--------------|----------------------|-------------|-----------|-------------|-------|------|
| 441 | 13990 | 3/8" to 1/2" | 2 or 3#14, 12, 10, 8 | 100 | 1000 | 50 | 1.310 | .640 |
| 442 | 14000 | 3/4" to 1" | 2 or 3#8, 6, 4 | 50 | 500 | 35 | 1.750 | .765 |
| 444 | 14010 | 1-1/4" | #2/0 | 25 | 250 | 25 | 2.120 | .765 |
| 445 | 14020 | 1-1/2" | #3/0, #4/0 | 25 | 250 | 40 | 2.500 | .780 |

BX-Flex, NM and MC Cable Connectors

2 Screw Clamp Type - For BX-Flex, NM & MC Cable



Features

- 2 screw type

Applications

- Indoor use only
- In a dry location, use to connect flexible metallic conduit, AC, MC, or NM cable to steel outlet box or other enclosure
- 3/8" size fits 1/2" knockout

Standard Material

- Zinc

| Catalog Number | UPC | BX Flex Size | KO | Unit Carton | Ship Case | Weight/Case | A | B (Min.-Max.) |
|----------------|-------|--------------|------|-------------|-----------|-------------|-------|---------------|
| 140 | 10920 | 3/8" | 1/2" | 100 | 1000 | 60 | 1.192 | .18-.63 |

Cable Connectors

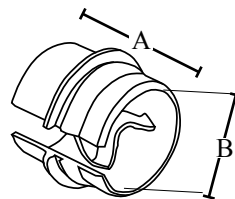
NM Sheathed



RCR50



RCR75



Features

- RCR50 easily installs in all 1/2" metal knock outs
- RCR75 easily installs in all 3/4" metal knockouts
- Retrofit design allows you to install from the inside or outside of enclosure

Applications

- Remodel work or new construction
- For use with non-metallic sheathed cable

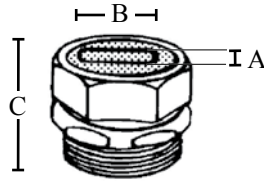
Standard Material

- Plastic

| Catalog Number | UPC | Size | Unit Carton | Ship Case | Weight/Case | A | B |
|----------------|-------|------|-------------|-----------|-------------|-----|-----|
| RCR50 | 85170 | 1/2" | 100 | 1000 | 4 | 1.0 | .50 |
| RCR75 | 85171 | 3/4" | 50 | 500 | 3 | 1.1 | .75 |

Watertight Connectors

Compression Type



Features

- Compression type
- Rubber grommet

Applications

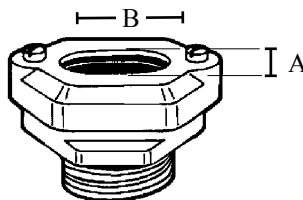
- Use to secure SE/SEU cable to metal enclosures
- For SE/SEU flat style cable; two insulating conductors

Standard Material

- Zinc die cast

| Catalog Number | UPC | Wire Size | Size | Unit Carton | Ship Case | Weight/Case | Fits Cable | Grommet Opening | | |
|----------------|-------|-----------|--------|-------------|-----------|-------------|------------|-----------------|-------|---|
| | | | | | | | | A | B | C |
| 873 | 18750 | 3#8 | 1" | 10 | 100 | 34 | 3#8 | .410 x .650 | 1.875 | |
| 873A | 18760 | 3#6 | 1" | 10 | 100 | 34 | 3#6 | .460 x .715 | 1.875 | |
| 873B | 18770 | 3#4 | 1" | 10 | 100 | 34 | 3#4 | .530 x .850 | 1.875 | |
| 874 | 18780 | 3#3 | 1-1/4" | 10 | 100 | 52 | 3#3 | .550 x .910 | 1.937 | |
| 874A | 18790 | 3#2 | 1-1/4" | 10 | 100 | 52 | 3#2 | .580 x .960 | 1.937 | |
| 874B | 18800 | 3#1 | 1-1/4" | 10 | 100 | 52 | 3#1 | .660 x 1.120 | 1.937 | |
| 875 | 18810 | 3#1/0 | 1-1/2" | 5 | 50 | 33 | 3#1/0 | .705 x 1.195 | 2.375 | |
| 875A | 18820 | 3#2/0 | 1-1/2" | 5 | 50 | 32 | 3#2/0 | .740 x 1.235 | 2.375 | |
| 876 | 18830 | 3#1/0 | 2" | 5 | 50 | 44 | 3#1/0 | .750 x 1.195 | 2.250 | |
| 876A | 18840 | 3#2/0 | 2" | 5 | 50 | 44 | 3#2/0 | .890 x 1.540 | 2.250 | |
| 876B | 18850 | 3#3/0 | 2" | 5 | 50 | 44 | 3#3/0 | .740 x 1.235 | 2.250 | |
| 876C | 18860 | 3#4/0 | 2" | 5 | 50 | 44 | 3#4/0 | .830 x 1.415 | 2.250 | |
| 876D | 18870 | 3#4/0 | 2" | 5 | 50 | 44 | 3#4/0 | .995 x 1.580 | 2.250 | |

2 Screw Type



Features

- 2 screw type
- Rubber grommet

Applications

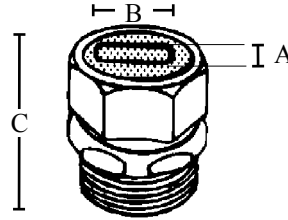
- Use to secure SE/SEU cable to metal enclosures
- For SE/SEU flat style cable; two insulating conductors

Standard Material

- Zinc die cast

| Catalog Number | UPC | Wire Size | Size | Unit Carton | Ship Case | Weight/Case | Fits Cable | Grommet Opening | |
|----------------|-------|-------------|--------|-------------|-----------|-------------|------------|-----------------|---|
| | | | | | | | | A | B |
| 874C | 18801 | 3#2 2 screw | 1-1/4" | 10 | 100 | 52 | 3#2 | .625 x 1.00 | |
| 875C | 18823 | 3#2 | 1-1/2" | 5 | 50 | 44 | 3#2 | .625 x 1.00 | |
| 876E | 18871 | 3#4/0 | 2" | 5 | 50 | 44 | 3#4/0 | .830 x 1.415 | |

Watertight Connectors For UF Cable



Features

- Compression type
- Rubber grommet

Applications

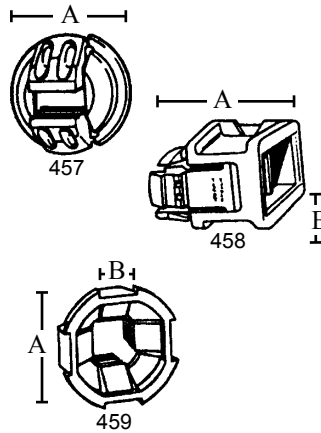
- Use to secure SE/SEU cable to metal enclosures
- Use to connect UF cable to a waterproof box with a threaded hub
- For SE/SEU flat style cable; two insulating conductors

Standard Material

- Steel or zinc die cast

| Catalog Number | UPC | Wire Size | Size | Unit Carton | Ship Case | Weight/Case | Fits Cable | Grommet Opening | A | B | C |
|----------------|-------|----------------|-------------------|-------------|-----------|-------------|------------|-----------------|------|-------|---|
| 871 | 18730 | 14-2 12-2 10-2 | 1/2" | 25 | 250 | 43 | 2#14 | .220 X | .440 | 1.437 | |
| 872 | 18740 | 14-3 12-3 10-3 | 3/4" | 25 | 250 | 65 | 3#14 | .220 X | .660 | 1.750 | |
| 871S | 18731 | 14-2 12-2 | 1/2" Steel | 25 | 250 | 30 | 2#14 | .220 X | .440 | 1.437 | |
| 872S | 18741 | 14-3 12-3 10-3 | 3/4" Steel | 25 | 250 | 45 | 3#14 | .220 X | .660 | 1.750 | |

NM Snap-In Connectors



Features

- 1/2" or 3/4" knockouts

Applications

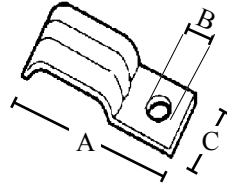
- Multiple knockout sizes accommodate many applications
- Connects NM cable in a dry location

Standard Material

- Plastic

| Catalog Number | UPC | KO Size | Unit Carton | Ship Case | Weight/Case | A | B |
|----------------|-------|--|-------------|-----------|-------------|--------|------|
| 457 | 14091 | 1/2" 14/2 & 12/2 | 100 | 1000 | 1.38 | 1.00 | --- |
| 458 | 14092 | 1/2" 2-Wire Two : 14/2 or 12/2 One : 14/2 or 12/2 One : 14/2 or 10/2 One : 12/2 or 10/2 | 50 | 500 | .14 | 1.25 | .25 |
| 459 | 14093 | 3/4" One : 14/3 or 12/3 One : 10/2 8/3 or 6/3 | 50 | 500 | .44 | 1.0938 | .375 |

NM Strap 1 Hole



Features

- Inverted rib provides extra strength

Applications

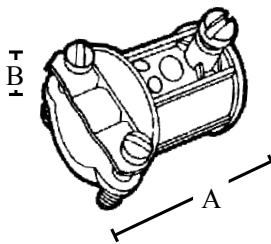
- Securely affix cables, tubing, pipe and EMT

Standard Material

- Steel

| Catalog Number | UPC | Size | Unit Carton | Ship Case | Weight/Case | A | B | C |
|----------------|-------|------------|-------------|-----------|-------------|------|-----|-----|
| 510RX | 15600 | 14/2, 12/2 | 100 | 1000 | 14 | 1.08 | .28 | .50 |

Combination Couplings Set Screw to Clamp Type - EMT to BX or NM Cable Zinc Die Cast



Features

- Set screw to clamp type
- Combination coupling used to join NM cable to EMT

Applications

- Indoor use only
- Use to join EMT to nonmetallic sheathed cable, #14/2, #12/3 or 2 #14/2

Standard Material

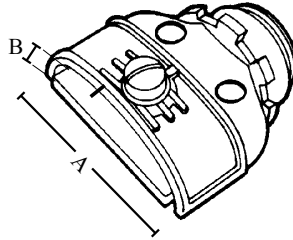
- Zinc die cast
- Zinc plated steel strap



| Catalog Number | UPC | Size | Unit Carton | Ship Case | Weight/Case | A | B Min. | B Max. |
|----------------|-------|-------------|-------------|-----------|-------------|------|--------|--------|
| 180 | 11410 | 1/2" - 3/8" | 50 | 500 | 40 | 1.35 | .17 | .63 |

Duplex Connectors

1 Screw Clamp Type - For BX-Flex, NM & MC Cable



Features

- Fits aluminum smooth extruded MC range .210-.500
- Indoor use only
- Suitable for: #14-2 through #12-3 wire with ground NM sheathed cable, #14-2 wire steel armored cable, #14-2 wire with ground aluminum armored cable, 3/8" FMC, aluminum smooth sheath metal clad cable 0.410-0.500" diameter aluminum interlocked metal clad cable 0.460-0.538" diameter, steel interlocked metal clad cable 0.438-0.560" diameter
- 3/8" size fits 1/2" knockout

Applications

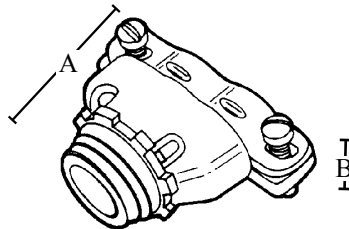
- In a dry location, use to connect two pieces of flexible metallic conduit, AC, MC, or NM sheathed cable, to a steel outlet box or other metal enclosure when using only one knockout opening

Standard Material

- Zinc

| Catalog Number | UPC | Size | KO | Unit Carton | Ship Case | Weight/Case | A | B (Min. -Max.) |
|----------------|-------|------|------|-------------|-----------|-------------|------|----------------|
| 350 | 13490 | 3/8" | 1/2" | 25 | 250 | 32 | 1.57 | .13 - .65 |

2 Screw - Clamp Type - For BX-Flex, NM & MC Cable



Features

- Duplex 2 screw clamp
- UL listed locknut
- Male hub NPT
- Tri-combo screw head
- Fits aluminum smooth extruded MC range .210-.500

Applications

- Indoor dry location use only
- Strap-type fitting used to connect flexible metal conduit or armored cable to box or enclosure

Standard Material

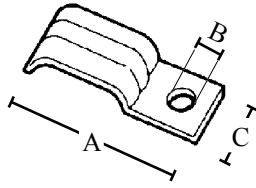
- Zinc die cast
- Zinc plated steel strap

| Catalog Number | UPC | BX Flex Size | KO | Unit Carton | Ship Case | Weight/Case | A | B (Min. - Max.) |
|----------------|-------|--------------|------|-------------|-----------|-------------|------|-----------------|
| 360 | 13500 | 3/8" | 1/2" | 25 | 200 | 32 | 1.68 | .24 - .63 |

| Cable type | Cable size | Cable Diameter |
|-------------------------|-------------|----------------|
| Armored Cable, Steel | 14/2 - 10/3 | .48-.58 |
| Armored Cable, Aluminum | 14/2 - 10/3 | .46-.50 |
| MCI-Aluminum | 14/2 - 10/3 | .488-.810 |
| MCI-Steel | 14/2 - 10/3 | .47-.60 |
| MCI-A, Aluminum | 14/2 - 10/3 | .370-.495 |
| HCF, MCI A Aluminum | 12/2 - 10/2 | .418-.495 |

SE Straps

One Hole - Steel



Features

- One hole
- Inverted rib provides extra strength

Applications

- Use to secure service entrance cable to wood and masonry

Standard Material

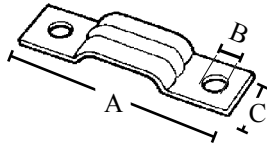
- Steel

Standard Finish

- Zinc plated

| Catalog Number | UPC | Size | Unit Carton | Ship Case | Weight/Case | A | B | C |
|----------------|-------|------------|-------------|-----------|-------------|-------|-----|------|
| 501 | 14870 | 3#8, 6, 4 | 100 | 1000 | 20 | 1.695 | .25 | .570 |
| 502 | 14880 | 3#3, 2 | 100 | 1000 | 20 | 1.950 | .25 | .580 |
| 503 | 14890 | 3#1/0, 2/0 | 25 | 250 | 18 | 2.480 | .35 | 1.00 |
| 504 | 14900 | 3#3/0, 4/0 | 25 | 250 | 20 | 2.795 | .35 | 1.01 |

Two Hole - Steel



Features

- Two hole enables greater load bearing

Applications

- Use to secure service entrance cable to wood and masonry

Standard Material

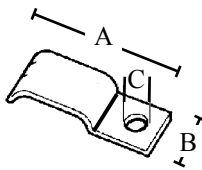
- Steel

Standard Finish

- Zinc plated

| Catalog Number | UPC | Size | Unit Carton | Ship Case | Weight/Case | A | B | C |
|----------------|-------|------------|-------------|-----------|-------------|-------|-----|------|
| 506 | 14910 | 3#8, 6, 4 | 100 | 1000 | 26 | 2.395 | .25 | .750 |
| 507 | 14920 | 3#3, 2 | 100 | 1000 | 28 | 2.740 | .25 | .750 |
| 508 | 14930 | 3#1/0, 2/0 | 25 | 250 | 11 | 3.150 | .25 | .750 |
| 509 | 14940 | 3#3/0, 4/0 | 25 | 250 | 10 | 3.485 | .25 | .750 |

One Hole - Aluminum



Features

- One hole
- Inverted rib provides extra strength

Applications

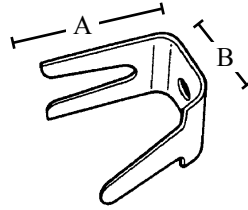
- Use to secure service entrance cable to wood and masonry

Standard Material

- Aluminum

| Catalog Number | UPC | Size | Unit Carton | Ship Case | Weight/Case | A | B | C |
|----------------|-------|---------------|-------------|-----------|-------------|--------|------|-----|
| 232A | 12015 | 3#3-2 | 100 | 1000 | 2 | 2.0625 | .625 | .25 |
| 282A | 12055 | 3#1/0, 2/0 SE | 50 | 500 | 5 | 2.625 | .75 | .26 |
| 284A | 12056 | 3#3/0, 4/0 SE | 50 | 500 | 5 | 2.9375 | 1.0 | .32 |

SE Lock Over Clips



Features

- Securely attaches cable to fascia board

Applications

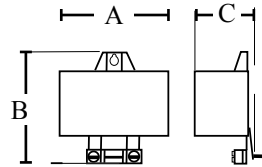
- Fast and easy installation for service entrance cables

Standard Material

- Aluminum

| Catalog Number | UPC | Size | Unit Carton | Ship Case | Weight/Case | A | B |
|----------------|-------|------|-------------|-----------|-------------|-------|-------|
| 135 | 10870 | 6/3 | 100 | 1000 | 8 | 1.420 | .750 |
| 136 | 10880 | 4/3 | 100 | 1000 | 10 | 1.52 | .750 |
| 137 | 10890 | 2/3 | 100 | 1000 | 15 | 1.62 | .750 |
| 138 | 10900 | 2/0 | 50 | 500 | 20 | 1.82 | .890 |
| 139 | 10910 | 4/0 | 50 | 500 | 25 | 2.20 | 1.000 |

Service Entrance Hoods



Features

- Constructed of crush proof PVC
- Eliminates sharp edges to avoid abrasion

Applications

- Required in overhead applications

Standard Material

- PVC

| Catalog Number | UPC | Size | Ship Case | Weight/Case | A | B | C |
|----------------|-------|-----------|-----------|-------------|------|------|------|
| 709 | 17432 | 3#3-1 | 10 | 5 | .425 | 5.00 | 2.00 |
| 710 | 17434 | 3#2/0-4/0 | 10 | 6 | 6.00 | 5.19 | 2.50 |

Rigid Offset Reducers



Features

- Reduces conduit size to accommodate an existing knockout
- To offset the raceway

Applications

- Add space to move conduit further away from wall

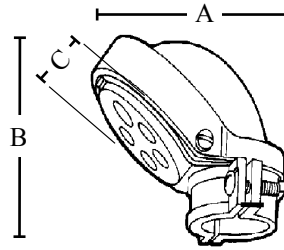
Standard Material

- Aluminum

| Catalog Number | UPC | Size | Ship Case | Weight/Case |
|----------------|-------|-------------|-----------|-------------|
| 1203 | 23386 | 2" x 1-1/4" | 50 | 15 |
| 1204 | 19767 | 2-1/2" x 2" | 25 | 24 |

Service Entrance Caps

Clamp On Type



Features

- Provides water resistant cap to protect service entrance cables
- Clamp on style for unthreaded conduit

Applications

- Use in an overhead service entrance
- Mounts on top of EMT, Rigid, or IMC conduit
- Serves as a connecting point for the service entrance wires

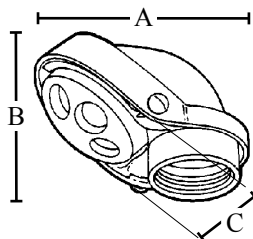
Standard Material

- Aluminum
- Steel strap

| Catalog Number | UPC | Size | Inside Hole Size | # Holes | Unit Carton | Ship Case | Weight/Case | A | B | C |
|----------------|-------|--------|-------------------------|-------------|-------------|-----------|-------------|-------|------|------|
| 731 | 17640 | 1/2" | 19/64" | 4 | 10 | 50 | 12 | 2.93 | 2.62 | 2.00 |
| 732 | 17650 | 3/4" | 3/8" 13/32" | 2 3 | 10 | 50 | 15 | 3.25 | 2.75 | 2.37 |
| 733 | 17660 | 1" | 7/16" 1/2" | 2 3 | 5 | 25 | 8 | 3.50 | 3.25 | 2.62 |
| 734 | 17670 | 1-1/4" | 27/64" 5/8" | 2 3 | 5 | 25 | 10 | 4.50 | 3.25 | 3.00 |
| 735 | 17680 | 1-1/2" | 19/32" 7/16" 3/4" | 2 1 3 | 3 | 15 | 11 | 5.00 | 4.75 | 3.31 |
| 736 | 17690 | 2" | 17/32" 3/4" 1" | 1 2 3 | --- | 5 | 9 | 6.75 | 6.00 | 4.62 |
| 737 | 17700 | 2-1/2" | 7/8" 1" 1-5/16" | 3 1 3 | --- | 1 | 4 | 10.50 | 7.50 | 6.00 |
| 738 | 17710 | 3" | 7/8" 1" 1-5/16" | 3 1 3 | --- | 1 | 6 | 11.50 | 9.00 | 8.00 |
| 739 | 17720 | 3-1/2" | 1-1/8" 1-3/4" | 4 3 | --- | 1 | 6 | 12.00 | 9.00 | 8.00 |
| 740 | 17730 | 4" | 1-1/8" 1-3/4" | 4 3 | --- | 1 | 7 | 12.00 | 9.00 | 8.00 |

Service Entrance Caps

Threaded Type



Features

- Provides water resistant cap to protect service entrance cables
- Threaded style enables easy installation

Applications

- Use in an overhead service entrance
- Mounts on top of Rigid, or IMC conduit
- Serves as a connecting point for the service entrance wires

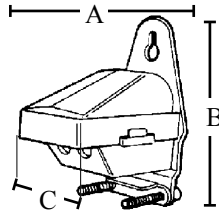
Standard Material

- Aluminum

| Catalog Number | UPC | Size | Inside Hole Size | # Holes | Unit Carton | Ship Case | Weight/Case | A | B | C |
|----------------|-------|--------|-------------------------|-------------|-------------|-----------|-------------|-------|------|------|
| 741 | 17740 | 1/2" | 19/64" | 4 | 5 | 50 | 12 | 2.68 | 2.60 | 2.00 |
| 742 | 17750 | 3/4" | 3/8" 13/32" | 2 3 | 5 | 50 | 15 | 3.80 | 2.72 | 2.37 |
| 743 | 17760 | 1" | 7/16" 1/2" | 2 3 | --- | 50 | 15 | 3.32 | 3.11 | 2.62 |
| 744 | 17770 | 1-1/4" | 27/64" 5/8" | 2 3 | --- | 20 | 10 | 4.46 | 3.20 | 3.00 |
| 745 | 17780 | 1-1/2" | 19/32" 7/16" 3/4" | 2 1 3 | --- | 10 | 7 | 4.85 | 4.34 | 3.31 |
| 746 | 17790 | 2" | 17/32" 3/4" 1" | 1 2 3 | --- | 5 | 4 | 6.62 | 5.44 | 4.62 |
| 747 | 17800 | 2-1/2" | 7/8" 1" 1-5/16" | 3 1 3 | --- | 2 | 8 | 9.74 | 7.80 | 6.00 |
| 748 | 17810 | 3" | 7/8" 1" 1-5/16" | 3 1 3 | --- | 1 | 6 | 10.50 | 8.00 | 8.00 |
| 749 | 17820 | 3-1/2" | 1-1/8" 1-3/4" | 4 3 | --- | 1 | 6 | 13.02 | 9.39 | 8.00 |
| 750 | 17830 | 4" | 1-1/8" 1-3/4" | 2 4 | --- | 1 | 7 | 13.14 | 8.54 | 8.00 |
| 750A | 17840 | 5" | 1-1/8" 1-3/4" | 2 4 | --- | 1 | 12 | 11.28 | 8.77 | 8.25 |
| 750B | 17850 | 6" | 1-1/8" 1-3/4" | 2 4 | --- | 1 | 14 | 12.25 | 9.76 | 8.25 |

Service Entrance Caps

PVC



Features

- Heavy duty construction
- Snap on cover

Applications

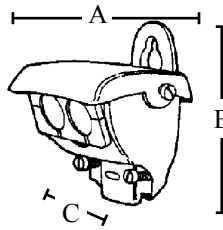
- Use as a connecting point in an overhead service entrance for SEU cable
- Fits 2/3, 3#2/0 and #4/0 cables

Standard Material

- PVC

| Catalog Number | UPC | Fits Cable | Ship Case | Weight/Case | A | B | C |
|----------------|-------|-------------|-----------|-------------|------|------|------|
| 727 | 17610 | 2/3 | 30 | 8 | 2.75 | 2.75 | 1.87 |
| 729 | 17630 | 3#2/0, #4/0 | 10 | 11 | 4.25 | 4.25 | 3.00 |

Clamp On With Split Insulator



Features

- Provides water resistant cap when mounted on conduit
- Eliminates sharp edges to protect wire

Applications

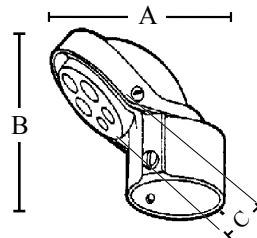
- Required in overhead applications
- Fits 3#8 to 3#1 and #1/0 to 4/0 cables

Standard Material

- Zinc die cast
- Steel strap

| Catalog Number | UPC | Fits Cable | Ship Case | Weight/Case | A | B | C |
|----------------|-------|------------|-----------|-------------|------|------|------|
| 707 | 17400 | 3#8 to 3#1 | 20 | 8 | 2.37 | 2.25 | 2.25 |
| 708 | 17430 | 1/0 to 4/0 | 10 | 11 | 4.93 | 3.12 | 3.75 |

Set Screw Type



Features

- Eliminates sharp edges to protect wire
- Extended hood

Applications

- Required in overhead applications
- For 2" to 2-1/2" pipe sizes

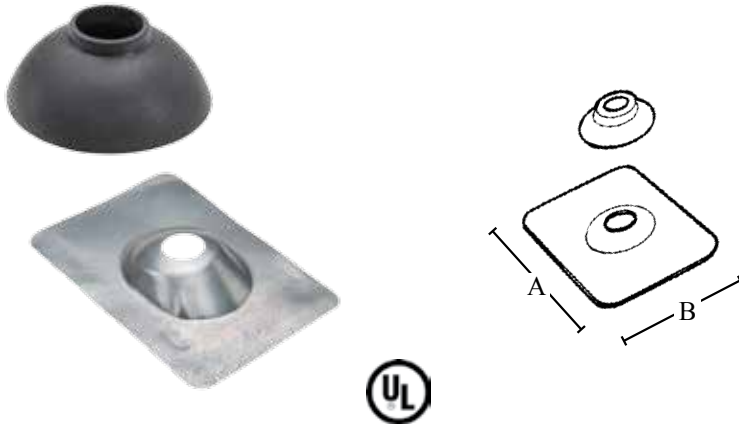
Standard Material

- Aluminum

| Catalog Number | UPC | Pipe Size | Head Size | Ship Case | Weight/Case | A | B | C |
|----------------|-------|-----------|-----------|-----------|-------------|------|------|------|
| 704 | 17390 | 2" | 1-1/4" | 10 | 10 | 4.75 | 4.00 | 3.12 |
| 705 | 17400 | 2-1/2" | 1-1/4" | 10 | 20 | 5.25 | 4.00 | 3.00 |
| 706 | 17410 | 2-1/2" | 2" | 10 | 20 | 7.00 | 5.50 | 4.50 |

Roof Flashings

Galvanized with Neoprene Seal



Features

- Strong galvanized steel with neoprene seal
- Flexible collar

Applications

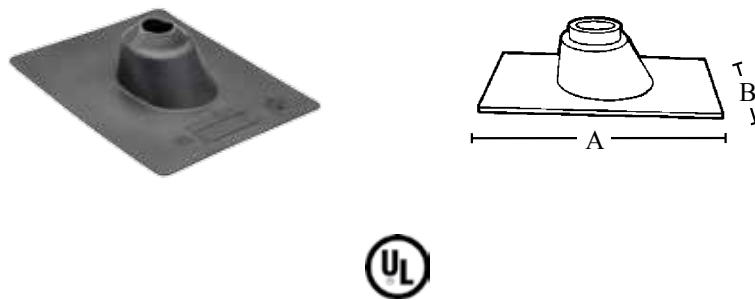
- Watertight protection for service entrance conduit or ventilation pipes
- Directs water flow away from riser pipe entry point

Standard Material

- Galvanized steel
- Neoprene seal

| Catalog Number | UPC | Size | Ship Case | Weight/Case | A | B |
|----------------|-------|--------|-----------|-------------|-------|-------|
| 984 | 19660 | 1-1/4" | 25 | 9 | 12.50 | 8.75 |
| 985 | 19670 | 1-1/2" | 25 | 9 | 12.50 | 8.375 |
| 986 | 19670 | 2" | 25 | 12 | 14.50 | 10.75 |
| 987 | 19690 | 2-1/2" | 25 | 14 | 14.50 | 10.75 |

Neoprene



Features

- Repels weather related damage from snow, ice and rain
- No caulking required
- Durable neoprene construction

Applications

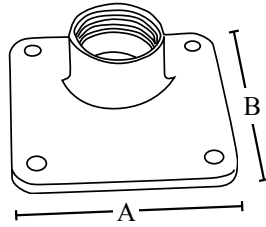
- Watertight protection for service entrance conduit or ventilation pipes
- Directs water flow away from riser pipe entry point

Standard Material

- Neoprene

| Catalog Number | UPC | Size | Ship Case | Weight/Case | A | B |
|----------------|-------|-----------------|-----------|-------------|-------|-------|
| 994 | 19730 | 1-1/4" - 1-1/2" | 25 | 9 | 12.50 | 8.75 |
| 995 | 19740 | 2" | 25 | 9 | 12.50 | 8.375 |
| 996 | 19750 | 2-1/2" | 25 | 12 | 14.50 | 10.75 |
| 997 | 19760 | 3" | 25 | 14 | 14.50 | 10.75 |

Meter Hubs



Features

- Includes hardware
- Corrosion resistant construction withstands inclement weather

Applications

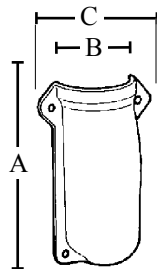
- Attach to meter boxes or enclosures to provide threaded opening for conductors

Standard Material

- Zinc die cast

| Catalog Number | UPC | Size | Ship Case | Weight/Case | A | B |
|----------------|-------|--------|-----------|-------------|------|------|
| 9663 | 85021 | 1" | 10 | 2.5 | 3.25 | 3.25 |
| 9674 | 85022 | 1-1/4" | 10 | 2.3 | 3.25 | 3.25 |
| 9685 | 85023 | 1-1/2" | 10 | 2.0 | 3.25 | 3.25 |
| 9696 | 85024 | 2" | 10 | 2.0 | 3.25 | 3.25 |
| 9707 | 85025 | 2-1/2" | 10 | 2.0 | 3.25 | 3.25 |

Sill Plates



Features

- Accompanying sealing compound and screws ensures watertight seal
- Domed top offers maximum protection

Applications

- Protects wires and aluminum entry holes
- Sizes for EMT and SEU

Standard Material

- Zinc die cast

| Catalog Number | UPC | Size | Unit Carton | Ship Case | Weight/Case | A | B | C |
|----------------|-------|----------------------|-------------|-----------|-------------|-------|-------|-------|
| 591 | 15790 | 1/2" EMT & 3/4" EMT | 10 | 100 | 10 | 2.37 | 1.00 | 2.61 |
| 593 | 15800 | 1" EMT & 3/3 SEU | 10 | 100 | 40 | 2.50 | 1.25 | 3.00 |
| 594 | 15810 | 1-1/4" EMT & 2/3 SEU | --- | 25 | 15 | 2.61 | 1.56 | 3.76 |
| 595 | 15811 | 1-1/2" EMT | --- | 25 | 11 | 3.580 | 1.738 | 3.568 |
| 596 | 15820 | 4/0 SEU | --- | 20 | 17 | 5.81 | 1.88 | 3.48 |
| 596A | 15821 | 2" EMT | --- | 25 | 16 | 4.20 | 2.29 | 4.76 |

Duct-Seal Weatherproof Compound

Gray, Asbestos Free



| Catalog Number | UPC | Size | Ship Case | Weight/ Case |
|----------------|-------|--------------|-----------|--------------|
| 961 | 19550 | 1 Lb. | 50 | 50 |
| 965 | 19560 | 5 Lb. | 10 | 50 |

Features

- Permanently soft
- Non-corrosive to metals or plastics; will not harm skin
- Adheres to clean surfaces

Applications

- Forms water and air tight seals around junction boxes
- Deadens switch gear panel noise

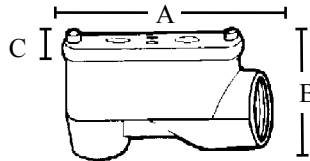
Standard Material

- Non toxic compound; asbestos free

Service Entrance ELLS-SLB



E148716



Features

- Provides easy access for service
- Includes cover and gasket

Applications

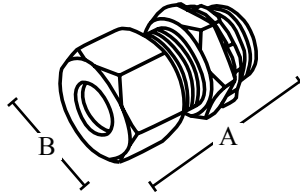
- Enables effortless wire pulling when raceway alters direction

Standard Material

- Copper free aluminum

| Catalog Number | UPC | Size | Unit Carton | Ship Case | Weight/ Case | A | B | C |
|----------------|-------|--------------------|-------------|-----------|--------------|-------|-------|--------|
| 211 | 11650 | 1/2" | 10 | 50 | 13 | 3.155 | 1.187 | 1.375 |
| 212 | 11660 | 3/4" | 10 | 50 | 16 | 3.470 | 1.360 | 1.625 |
| 213 | 11670 | 1" | 5 | 25 | 12 | 4.180 | 1.720 | 1.9375 |
| 214 | 11680 | 1-1/4" | 2 | 10 | 8 | 5.515 | 2.178 | 2.4375 |
| 214XL | 11682 | 1-1/4" Long | --- | 2 | 3 | 6.095 | 2.410 | 2.6875 |
| 215 | 11690 | 1-1/2" | 1 | 5 | 6 | 6.595 | 2.846 | 3.0625 |
| 216 | 11700 | 2" | 1 | 5 | 10 | 7.91 | 2.75 | 2.75 |
| 216XL | 11702 | 2" Long | --- | 1 | 3 | 7.74 | 3.88 | 3.375 |

Kenny Clamps



Features

- Use as a grounding and bonding connector
- 1/2" knockout

Applications

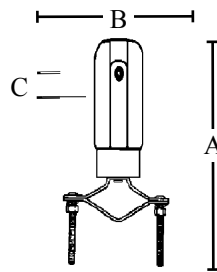
- Bonds a grounding electrode conductor to metallic conduit panel boards or transformer enclosures

Standard Material

- Brass

| Catalog Number | UPC | Size | KO Size | Unit Carton | Ship Case | Weight/Case | A | B |
|----------------|-------|--------------|---------|-------------|-----------|-------------|------|--------|
| 1750 | 83964 | 3/0 Stranded | 1/2" | 10 | 80 | 20 | 1.75 | 1.0625 |
| 1751 | 83965 | 2/0 Stranded | 1/2" | 10 | 80 | 20 | 1.75 | 1.0625 |
| 1752 | 83966 | 1/0 Stranded | 1/2" | 10 | 80 | 20 | 1.75 | 1.0625 |
| 1753 | 83967 | 2 Stranded | 1/2" | 10 | 80 | 20 | 1.75 | 1.0625 |
| 1754 | 83968 | 4 Solid | 1/2" | 10 | 80 | 20 | 1.75 | 1.0625 |
| 1755 | 83969 | 4 Stranded | 1/2" | 10 | 80 | 20 | 1.75 | 1.0625 |
| 1756 | 83970 | 6 Solid | 1/2" | 10 | 80 | 20 | 1.75 | 1.0625 |
| 1757 | 83971 | 6 Stranded | 1/2" | 10 | 80 | 20 | 1.75 | 1.0625 |
| 1758 | 83972 | 8 Solid | 1/2" | 10 | 80 | 20 | 1.75 | 1.0625 |
| 1759 | 83973 | 8 Stranded | 1/2" | 10 | 80 | 20 | 1.75 | 1.0625 |

Wireholders Adjustable



Features

- Corrosion resistant and electro-galvanized finish ensure a long product life in all climates
- The unique design allows for safe and secure installation of power drop cables on the outside of buildings

Applications

- Protects sheathing and ensures performance

Standard Material

- Porcelain/steel

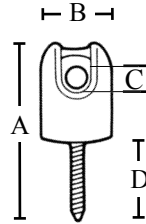
Standard Finish

- Steel parts are electro-galvanized

| Catalog Number | UPC | Size | Ship Case | Weight/Case | A | B | Opening C |
|----------------|-------|-------------|-----------|-------------|------|------|------------|
| 999 | 70240 | 1-1/4" - 3" | 20 | 34 | 7.62 | 5.60 | 1.0 x .875 |

Wireholders

Light Duty with Lag Screw



Features

- Light duty
- Includes lag screw
- Single-point wireholders are strong and compact
- Heavy cup-base and strap is a single steel stamping, to which the screw is rigidly assembled

Applications

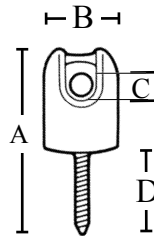
- Secure wires before entry into a mast or SE cap

Standard Material

- Porcelain/steel

| Catalog Number | UPC | Lag | Unit Carton | Ship Case | Weight/Case | A | B | Opening C | D |
|----------------|-------|----------|-------------|-----------|-------------|--------|-------|-----------|-------|
| 1001 | 70260 | 1-11/16" | 10 | 100 | 25 | 3.0625 | 1.375 | .5 x .375 | 1.687 |

Medium Duty with Lag Screw



Features

- Medium duty
- Includes lag screw
- Single-point wireholders are strong and compact
- Heavy cup-base and strap is a single steel stamping, to which the screw is rigidly assembled

Applications

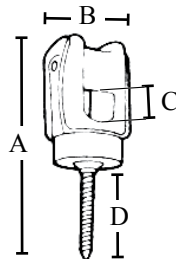
- Secure wires before entry into a mast or SE cap

Standard Material

- Porcelain/steel

| Catalog Number | UPC | Lag | Ship Case | Weight/Case | A | B | Opening C | D |
|----------------|-------|--------|-----------|-------------|------|-------|-----------|------|
| 1002 | 70270 | 2-1/4" | 50 | 32 | 5.25 | 1.968 | .5 x .375 | 2.25 |

Heavy Duty with Lag Screw



Features

- Heavy duty
- Includes lag screw
- Single-point wireholders are strong and compact
- Heavy cup-base and strap is a single steel stamping, to which the screw is rigidly assembled

Applications

- Secure wires before entry into a mast or SE cap

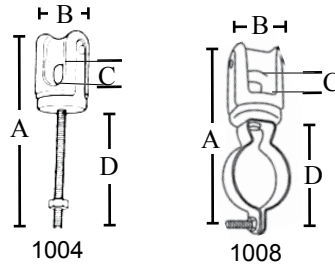
Standard Material

- Porcelain/steel reinforced

| Catalog Number | UPC | Lag | Ship Case | Weight/Case | A | B | Opening C | D |
|----------------|-------|--------|-----------|-------------|--------|-------|------------|------|
| 1003 | 70280 | 2-1/4" | 50 | 34 | 6.1563 | 1.875 | 1.0 x .875 | 2.25 |

Wireholders

Heavy Duty



Features

- Heavy duty for optimal performance
- Protects sheathing
- Bolt or hanger assembly

Applications

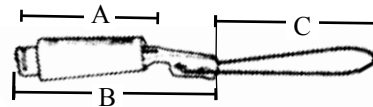
- Secure wires before their entry into a mast or SE cap

Standard Material

- Porcelain/steel

| Catalog Number | UPC | Bolt Size | Size | Ship Case | Weight/Case | A | B | Opening C | D |
|----------------|-------|------------------|------|-----------|-------------|-------|-------|------------|-------|
| 1004 | 70290 | 3/8" X 5" | --- | 25 | 22 | 8.156 | 1.875 | 1.0 X .875 | 5.00 |
| 1008 | 70322 | Hanger | 2" | 25 | 31 | 6.416 | 1.875 | 1.0 .875 | 3.375 |

Wedge Grip Clamps



Features

- Solid 6 1/2" stainless steel bail
- High quality aluminum for durability

Applications

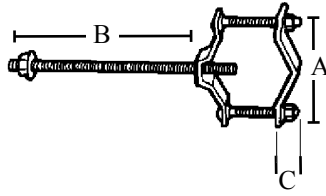
- Supports power cables and other conductors when attached to buildings or utility poles

Standard Material

- Steel reinforced aluminum conductor

| Catalog Number | UPC | Size | Ship Case | Weight/Case | A | B | Opening C |
|----------------|-------|----------------------------|-----------|-------------|------|------|-----------|
| 1005 | 70300 | 6 ACSR - 2 ACSR | 50 | 8 | 3.00 | 6.07 | 5.45 |
| 1006 | 70310 | 4 ACSR - 1/0 ACSR | 25 | 7 | 3.75 | 7.26 | 5.45 |
| 1007 | 70320 | 2/0 ACSR - 4/0 ACSR | 25 | 8 | 3.75 | 7.28 | 5.45 |

Universal Pipe Support



Features

- 10" bolt
- High strength construction

Applications

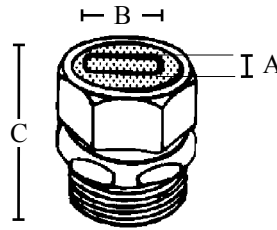
- Secure pipe sizes 1-1/4" to 3"

Standard Material

- Steel

| Catalog Number | UPC | Bolt Size | Size | Ship Case | Weight/Case | A | B | C |
|----------------|-------|-------------|------|-----------|-------------|-------|------|------|
| 998 | 19761 | 1-1/4" - 3" | 1/2" | 20 | 18 | 4.125 | 9.75 | 1.25 |

Watertight Connectors For UF Cable



Features

- Compression type
- Rubber grommet

Applications

- Use to secure SE/SEU cable to a metal enclosure
- Use to connect UF cable to a waterproof box with a threaded hub
- For SE/SEU flat style cable; two insulating conductors


Standard Material

- Zinc or steel

| Catalog Number | UPC | Size | Wire Size | Unit Carton | Ship Case | Weight/Case | Grommet Opening | A | B | C |
|----------------|-------|------------|----------------|-------------|-----------|-------------|-----------------|---|---|-------|
| Zinc | | | | | | | | | | |
| 871 | 18730 | 1/2" | 14-2 12-2 10-2 | 25 | 250 | 43 | .220 x .440 | | | 1.437 |
| 872 | 18740 | 3/4" | 14-3 12-3 10-3 | 25 | 250 | 65 | .220 x .660 | | | 1.750 |
| Steel | | | | | | | | | | |
| 871S | 18731 | 1/2" Steel | 14-2 12-2 | 25 | 250 | 30 | .220 x .440 | | | 1.437 |
| 872S | 18741 | 3/4" Steel | 14-3 12-3 10-3 | 25 | 250 | 45 | .220 x .660 | | | 1.750 |

Conduit Supports

Aluminum Lag Screw Type



Features

- Accommodates conduit sizes of 2" or 2-1/2"
- Includes lag screw

Applications

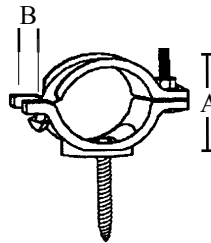
- Affixes conduit to a structure or line pole

Standard Material

- Aluminum

| Catalog Number | UPC | Conduit Size | Lag | Ship Case | Weight/Case | A | B |
|----------------|-------|--------------|-------|-----------|-------------|-------|------|
| 1000 | 70250 | 2" | 2.375 | 25 | 8 | 2.875 | .875 |
| 1000A | 70251 | 2-1/2" | 2.75 | 25 | 10 | 3.30 | .875 |

Malleable Iron Lag Screw Type



Features

- Accommodates conduit sizes of 2" or 2-1/2"
- Includes lag screw

Applications

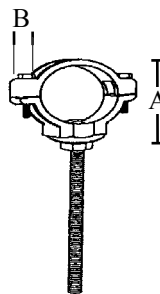
- Affixes conduit to a structure or line pole

Standard Material

- Malleable iron

| Catalog Number | UPC | Conduit Size | Lag | Ship Case | Weight/Case | A | B |
|----------------|-------|--------------|-------|-----------|-------------|-------|-------|
| 1106 | 19715 | 2" | 2.375 | 25 | 37 | 2.70 | .985 |
| 1107 | 19716 | 2-1/2" | 2.375 | 35 | 87 | 3.295 | 1.080 |

Split Ring



Features

- Accommodates conduit sizes of 2" or 4"
- Includes lag screw

Applications

- Affixes conduit to a structure or line pole

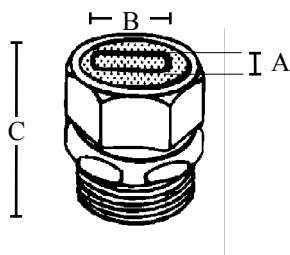
Standard Material

- Malleable iron

| Catalog Number | UPC | Conduit Size | Bolt Size | Ship Case | Weight/Case | A | B |
|----------------|-------|--------------|------------|-----------|-------------|-------|-------|
| 1097A | 83597 | 2" | 1/2" - 10" | 25 | 12 | 2.70 | .985 |
| 1097 | 19711 | 2-1/2" | 1/2" - 10" | 25 | 13 | 3.33 | 1.071 |
| 1098 | 19712 | 3" | 5/8" - 13" | 10 | 25 | 4.50 | 1.040 |
| 1099 | 19713 | 3-1/2" | 5/8" - 13" | 10 | 27 | 5.125 | 1.075 |
| 1100 | 19714 | 4" | 5/8" - 13" | 10 | 28 | 5.593 | 1.075 |

Watertight Connectors

Compression Type



Features

- Compression type
- Rubber grommet

Applications

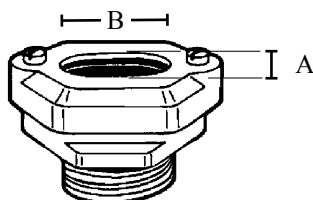
- Use to secure SE/SEU cable to a metal enclosure
- For SE/SEU flat style cable; two insulating conductors

Standard Material

- Zinc die cast

| Catalog Number | UPC | Size | Wire Size | Unit Carton | Ship Case | Weight/Case | Grommet Opening | | |
|----------------|-------|---------------|-----------|-------------|-----------|-------------|-----------------|-------|---|
| | | | | | | | A | B | C |
| 873 | 18750 | 1" | 3#8 | 10 | 100 | 34 | .410 x .650 | 1.875 | |
| 873A | 18760 | 1" | 3#6 | 10 | 100 | 34 | .460 x .715 | 1.875 | |
| 873B | 18770 | 1" | 3#4 | 10 | 100 | 34 | .530 x .850 | 1.875 | |
| 874 | 18780 | 1-1/4" | 3#3 | 10 | 100 | 52 | .550 x .910 | 1.937 | |
| 874A | 18790 | 1-1/4" | 3#2 | 10 | 100 | 52 | .580 x .960 | 1.937 | |
| 874B | 18800 | 1-1/4" | 3#1 | 10 | 100 | 52 | .660 x 1.120 | 1.937 | |
| 875 | 18810 | 1-1/2" | 3#1/0 | 5 | 50 | 33 | .705 x 1.195 | 2.375 | |
| 875A | 18820 | 1-1/2" | 3#2/0 | 5 | 50 | 32 | .740 x 1.235 | 2.375 | |
| 876 | 18830 | 2" | 3#1/0 | 5 | 50 | 44 | .750 x 1.195 | 2.250 | |
| 876A | 18840 | 2" | 3#2/0 | 5 | 50 | 44 | .890 x 1.540 | 2.250 | |
| 876B | 18850 | 2" | 3#3/0 | 5 | 50 | 44 | .740 x 1.235 | 2.250 | |
| 876C | 18860 | 2" | 3#4/0 | 5 | 50 | 44 | .830 x 1.415 | 2.250 | |
| 876D | 18870 | 2" | 3#4/0 | 5 | 50 | 44 | .995 x 1.580 | 2.250 | |

Screw Type



Features

- 2 screw type
- Rubber grommet

Applications

- Use to secure SE/SEU cable to a metal enclosure
- For SE/SEU flat style cable; two insulating conductors

Standard Material

- Zinc die cast

| Catalog Number | UPC | Size | Wire Size | Unit Carton | Ship Case | Weight/Case | Grommet Opening | |
|----------------|-------|---------------|-------------|-------------|-----------|-------------|-----------------|---|
| | | | | | | | A | B |
| 874C | 18801 | 1-1/4" | 3#2 2 screw | 10 | 100 | 52 | .625 x 1.00 | |
| 875C | 18823 | 1-1/2" | 3#2 | 5 | 50 | 44 | .625 x 1.00 | |
| 876E | 18871 | 2" | 3#4/0 | 5 | 50 | 44 | .830 x 1.415 | |

SE Mast Kits



Features

- Accommodates multiple specifications
- Kits eliminate need to purchase and stock additional components

Applications

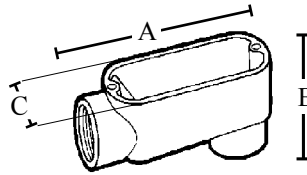
- Provides an assortment of SE mast components for the installation of overhead service drops

| Catalog Number | UPC | Pipe Size | Head Size | Ship Case | Weight/Case |
|---|-------|---------------|-----------|-----------|-------------|
| 1514 | 19717 | 2" | 1-1/4" | 1 | 5 |
| Consists of 704, 986, (2)1000, 1203, 1008 | | | | | |
| 1517 | 85114 | 2" | 2" | 1 | 8 |
| Consists of 736, 986, 1008, (2)546 | | | | | |
| 1515 | 19718 | 2-1/2" | 2" | 1 | 6 |
| Consists of 706, 999, 987, (2)998 | | | | | |

Kit components can be found in section 5-1 – 5-15

Rigid Conduit Bodies

Threaded LB Type



Features

- Threaded LB type
- NPT tapered hubs
- Suitable for use in concrete
- Suitable for use in wet locations

Applications

- Provides access to conductors for pulling, splicing and maintenance

Standard Material

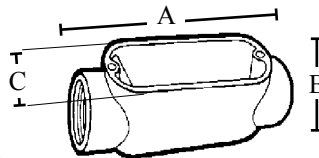
- Copper free aluminum die cast

Standard Finish

- Powder coat

| Catalog Number | UPC | Size | Wire Size | | Unit Carton | Ship Case | Weight/Case | A | B | C |
|----------------|-------|---------------|-------------|-----------|-------------|-----------|-------------|--------|-------|-------|
| | | | Max. Number | Max. Size | | | | | | |
| LB1 | 20840 | 1/2" | 1 | 6 AWG | 10 | 100 | 28 | 4.295 | 2.150 | 1.330 |
| LB2 | 20850 | 3/4" | 2 | 6 AWG | 10 | 50 | 19 | 5.090 | 2.430 | 1.540 |
| LB3 | 20860 | 1" | 3 | 6 AWG | 5 | 25 | 18 | 5.915 | 2.765 | 1.740 |
| LB4 | 20870 | 1-1/4" | 3 | 2 AWG | 2 | 10 | 13 | 7.894 | 3.665 | 2.490 |
| LB5 | 20880 | 1-1/2" | 3 | 2 AWG | 2 | 10 | 14 | 7.894 | 3.665 | 2.490 |
| LB6 | 20890 | 2" | 3 | 2/O AWG | 1 | 5 | 13 | 10.134 | 4.275 | 3.100 |
| LB7 | 20900 | 2-1/2" | 3 | 2/O AWG | --- | 1 | 6 | 12.500 | 5.437 | 4.450 |
| LB8 | 20910 | 3" | 3 | 4/O AWG | --- | 1 | 6 | 12.500 | 5.675 | 4.450 |
| LB9 | 20920 | 3-1/2" | 3 | 500 MCM | --- | 1 | 8 | 15.500 | 6.922 | 5.500 |
| LB10 | 20930 | 4" | 4 | 500 MCM | --- | 1 | 8 | 15.500 | 6.922 | 5.500 |

Threaded C Type



Features

- Threaded C type
- NPT tapered hubs
- Suitable for use in concrete
- Suitable for use in wet locations

Applications

- Provides access to conductors for pulling, splicing and maintenance

Standard Material

- Copper free aluminum die cast

Standard Finish

- Powder coat

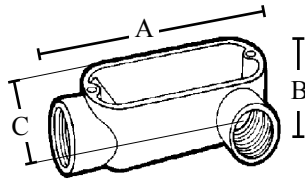
| Catalog Number | UPC | Size | Wire Size | | Unit Carton | Ship Case | Weight/Case | A | B | C |
|----------------|-------|---------------|-------------|-----------|-------------|-----------|-------------|--------|-------|-------|
| | | | Max. Number | Max. Size | | | | | | |
| C1 | 19900 | 1/2" | 1 | 6 AWG | 10 | 100 | 24 | 4.720 | 1.370 | 1.330 |
| C2 | 19910 | 3/4" | 2 | 6 AWG | 10 | 50 | 21 | 5.570 | 1.625 | 1.540 |
| C3 | 19920 | 1" | 3 | 6 AWG | 5 | 25 | 15 | 6.460 | 1.900 | 1.740 |
| C4 | 19930 | 1-1/4" | 3 | 2 AWG | 2 | 10 | 15 | 8.528 | 2.770 | 2.490 |
| C5 | 19940 | 1-1/2" | 3 | 2 AWG | 2 | 10 | 17 | 8.528 | 2.770 | 2.490 |
| C6 | 19950 | 2" | 3 | 2/O AWG | 1 | 5 | 13 | 10.831 | 3.335 | 3.100 |
| C7 | 19960 | 2-1/2" | 3 | 4/O AWG | --- | 1 | 6 | 13.500 | 4.060 | 4.450 |
| C8 | 19970 | 3" | 3 | 250 MCM | --- | 1 | 6 | 13.000 | 4.685 | 4.450 |
| C9 | 19980 | 3-1/2" | 3 | 350 MCM | --- | 1 | 8 | 15.937 | 5.450 | 5.500 |
| C10 | 19990 | 4" | 4 | 350 MCM | --- | 1 | 8 | 15.937 | 5.450 | 5.500 |

Rigid Conduit Bodies

Threaded LL Type



E195124
NEMA FB 1



Features

- Threaded LL type
- NPT tapered hubs
- Suitable for use in concrete
- Suitable for use in wet locations

Applications

- Provides access to conductors for pulling, splicing and maintenance

Standard Material

- Copper free aluminum die cast

Standard Finish

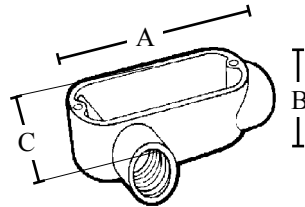
- Powder coat

| Catalog Number | UPC | Size | Wire Size | | Unit Carton | Ship Case | Weight/Case | A | B | C |
|----------------|-------|--------|-------------|-----------|-------------|-----------|-------------|--------|-------|-------|
| | | | Max. Number | Max. Size | | | | | | |
| LL1 | 21040 | 1/2" | 1 | 6 AWG | 10 | 100 | 28 | 4.295 | 1.370 | 2.030 |
| LL2 | 21050 | 3/4" | 2 | 6 AWG | 10 | 50 | 23 | 5.090 | 1.625 | 2.330 |
| LL3 | 21060 | 1" | 3 | 6 AWG | 5 | 25 | 18 | 5.915 | 1.900 | 2.650 |
| LL4 | 21070 | 1-1/4" | 3 | 2 AWG | 2 | 10 | 14 | 7.894 | 2.770 | 3.385 |
| LL5 | 21080 | 1-1/2" | 3 | 2 AWG | 2 | 10 | 16 | 7.894 | 2.770 | 3.385 |
| LL6 | 21090 | 2" | 3 | 2/0 AWG | 1 | 5 | 14 | 10.134 | 3.335 | 3.810 |
| LL7 | 21100 | 2-1/2" | 3 | 4/0 AWG | --- | 1 | 6 | 13.000 | 4.063 | 5.709 |
| LL8 | 21110 | 3" | 3 | 250 MCM | --- | 1 | 6 | 12.750 | 4.682 | 5.506 |
| LL9 | 21120 | 3-1/2" | 3 | 350 MCM | --- | 1 | 8 | 15.500 | 5.452 | 6.171 |
| LL10 | 21130 | 4" | 4 | 350 MCM | --- | 1 | 8 | 15.500 | 5.452 | 6.171 |

Threaded LR Type



E195124
NEMA FB 1



Features

- Threaded LR type
- NPT tapered hubs
- Suitable for use in concrete
- Suitable for use in wet locations

Applications

- Provides access to conductors for pulling, splicing and maintenance

Standard Material

- Copper free aluminum die cast

Standard Finish

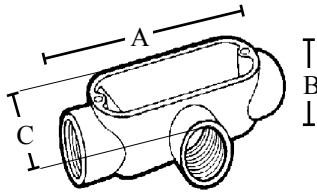
- Powder coat

| Catalog Number | UPC | Size | Wire Size | | Unit Carton | Ship Case | Weight/Case | A | B | C |
|----------------|-------|--------|-------------|-----------|-------------|-----------|-------------|--------|-------|-------|
| | | | Max. Number | Max. Size | | | | | | |
| LR1 | 21240 | 1/2" | 1 | 6 AWG | 10 | 100 | 29 | 4.295 | 1.370 | 2.030 |
| LR2 | 21250 | 3/4" | 2 | 6 AWG | 10 | 50 | 24 | 5.090 | 1.625 | 2.330 |
| LR3 | 21260 | 1" | 3 | 6 AWG | 5 | 25 | 19 | 5.915 | 1.900 | 2.650 |
| LR4 | 21270 | 1-1/4" | 3 | 2 AWG | 2 | 10 | 14 | 7.894 | 2.770 | 3.385 |
| LR5 | 21280 | 1-1/2" | 3 | 2 AWG | 2 | 10 | 17 | 7.894 | 2.770 | 3.385 |
| LR6 | 21290 | 2" | 3 | 2/0 AWG | 1 | 5 | 14 | 10.134 | 3.335 | 3.810 |
| LR7 | 21300 | 2-1/2" | 3 | 4/0 AWG | --- | 1 | 6 | 13.500 | 4.063 | 5.709 |
| LR8 | 21310 | 3" | 3 | 250 MCM | --- | 1 | 6 | 12.750 | 4.682 | 5.506 |
| LR9 | 21320 | 3-1/2" | 3 | 350 MCM | --- | 1 | 8 | 15.500 | 5.452 | 6.171 |
| LR10 | 21330 | 4" | 4 | 350 MCM | --- | 1 | 8 | 15.500 | 5.452 | 6.171 |

Rigid Conduit Bodies Threaded T Type



NEMA FB 1



Features

- Threaded T type
- NPT tapered hubs
- Suitable for use in concrete
- Suitable for use in wet locations

Applications

- Provides access to conductors for pulling, splicing and maintenance

Standard Material

- Copper free aluminum die cast

Standard Finish

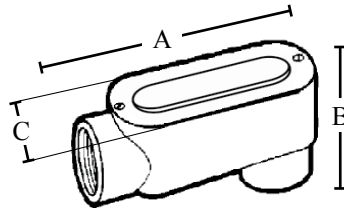
- Powder coat

| Catalog Number | UPC | Size | Wire Size | | Unit Carton | Ship Case | Weight/Case | A | B | C |
|----------------|-------|---------------|-------------|-----------|-------------|-----------|-------------|--------|-------|-------|
| | | | Max. Number | Max. Size | | | | | | |
| T1 | 21730 | 1/2" | 1 | 6 AWG | 10 | 100 | 32 | 4.720 | 1.370 | 2.030 |
| T2 | 21740 | 3/4" | 2 | 6 AWG | 10 | 50 | 26 | 5.570 | 1.625 | 2.335 |
| T3 | 21750 | 1" | 3 | 6 AWG | 5 | 25 | 18 | 6.460 | 1.900 | 2.705 |
| T4 | 21760 | 1-1/4" | 3 | 2 AWG | 2 | 10 | 17 | 8.528 | 2.770 | 3.630 |
| T5 | 21770 | 1-1/2" | 3 | 2 AWG | 2 | 10 | 19 | 8.528 | 2.770 | 3.630 |
| T6 | 21780 | 2" | 3 | 2/0 AWG | --- | 5 | 7 | 10.831 | 3.335 | 3.980 |
| T7 | 21790 | 2-1/2" | 3 | 4/0 AWG | --- | 1 | 7 | 13.500 | 4.060 | 5.825 |
| T8 | 21800 | 3" | 3 | 250 MCM | --- | 1 | 7 | 13.000 | 4.685 | 5.825 |
| T9 | 21810 | 3-1/2" | 3 | 350 MCM | --- | 1 | 9 | 15.937 | 5.450 | 7.060 |
| T10 | 21820 | 4" | 4 | 350 MCM | --- | 1 | 9 | 15.937 | 5.450 | 7.060 |

Rigid Conduit Bodies with Cover and Gasket Threaded LB Type



NEMA FB 1



Features

- Threaded LB type with cover and gasket
- NPT tapered hubs
- Suitable for use in concrete
- Suitable for use in wet locations

Applications

- Provides access to conductors for pulling, splicing and maintenance

Standard Material

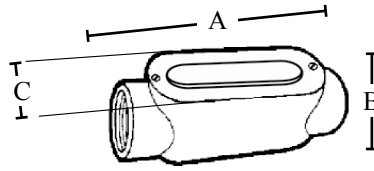
- Copper free aluminum die cast
- Cover - Stamped steel
- Gasket - Neoprene rubber

Standard Finish

- Powder coat

| Catalog Number | UPC | Size | Wire Size | | Unit Carton | Ship Case | Weight/Case | A | B | C |
|----------------|-------|---------------|-------------|-----------|-------------|-----------|-------------|--------|-------|-------|
| | | | Max. Number | Max. Size | | | | | | |
| LB1CG | 20841 | 1/2" | 1 | 6 AWG | 10 | 100 | 34 | 4.295 | 2.150 | 1.330 |
| LB2CG | 20851 | 3/4" | 2 | 6 AWG | 10 | 50 | 23 | 5.090 | 2.430 | 1.540 |
| LB3CG | 20861 | 1" | 3 | 6 AWG | 5 | 25 | 19 | 5.915 | 2.765 | 1.740 |
| LB4CG | 20871 | 1-1/4" | 3 | 2 AWG | 2 | 10 | 14 | 7.894 | 3.665 | 2.490 |
| LB5CG | 20881 | 1-1/2" | 3 | 2 AWG | 2 | 10 | 15 | 7.894 | 3.665 | 2.490 |
| LB6CG | 20891 | 2" | 3 | 2/0 AWG | 1 | 5 | 14 | 10.134 | 4.275 | 3.100 |
| LB7CG | 20901 | 2-1/2" | 3 | 2/0 AWG | --- | 1 | 7 | 12.500 | 5.437 | 4.450 |
| LB8CG | 20911 | 3" | 3 | 4/0 AWG | --- | 1 | 7 | 12.500 | 5.675 | 4.450 |
| LB9CG | 20921 | 3-1/2" | 3 | 500 MCM | --- | 1 | 10 | 15.500 | 6.922 | 5.500 |
| LB10CG | 20931 | 4" | 3 | 500 MCM | --- | 1 | 10 | 15.500 | 6.922 | 5.500 |

Rigid Conduit Bodies with Cover and Gasket Threaded C Type



Features

- Threaded C type with cover and gasket
- NPT tapered hubs
- Suitable for use in concrete
- Suitable for use in wet locations

Applications

- Provides access to conductors for pulling, splicing and maintenance

Standard Material

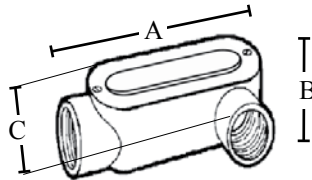
- Copper free aluminum die cast
- Cover - Stamped steel
- Gasket- Neoprene rubber

Standard Finish

- Powder coat

| Catalog Number | UPC | Size | Wire Size | | Unit Carton | Ship Case | Weight/Case | A | B | C |
|----------------|-------|--------|-------------|-----------|-------------|-----------|-------------|--------|-------|-------|
| | | | Max. Number | Max. Size | | | | | | |
| C1CG | 19901 | 1/2" | 1 | 6 AWG | 10 | 100 | 30 | 4.720 | 1.370 | 1.330 |
| C2CG | 19911 | 3/4" | 2 | 6 AWG | 10 | 50 | 25 | 5.570 | 1.625 | 1.540 |
| C3CG | 19921 | 1" | 3 | 6 AWG | 5 | 25 | 18 | 6.460 | 1.900 | 1.740 |
| C4CG | 19931 | 1-1/4" | 3 | 2 AWG | 2 | 10 | 17 | 8.528 | 2.770 | 2.490 |
| C5CG | 19941 | 1-1/2" | 3 | 2 AWG | 2 | 10 | 19 | 8.528 | 2.770 | 2.490 |
| C6CG | 19951 | 2" | 3 | 2/0 AWG | 1 | 5 | 14 | 10.831 | 3.335 | 3.100 |
| C7CG | 19961 | 2-1/2" | 3 | 4/0 AWG | --- | 1 | 7 | 13.500 | 4.060 | 4.450 |
| C8CG | 19971 | 3" | 3 | 250 MCM | --- | 1 | 7 | 13.500 | 4.685 | 4.450 |
| C9CG | 19981 | 3-1/2" | 3 | 350 MCM | --- | 1 | 10 | 15.937 | 5.450 | 5.500 |
| C10CG | 19991 | 4" | 4 | 350 MCM | --- | 1 | 10 | 15.937 | 5.450 | 5.500 |

Threaded LL Type



Features

- Threaded LL type with cover and gasket
- NPT tapered hubs
- Suitable for use in concrete
- Suitable for use in wet locations

Applications

- Provides access to conductors for pulling, splicing and maintenance

Standard Material

- Copper free aluminum die cast
- Cover - Stamped steel
- Gasket- Neoprene rubber

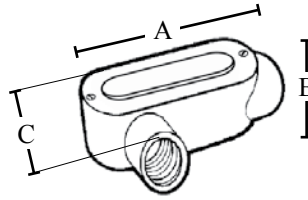
Standard Finish

- Powder coat

| Catalog Number | UPC | Size | Wire Size | | Unit Carton | Ship Case | Weight/Case | A | B | C |
|----------------|-------|--------|-------------|-----------|-------------|-----------|-------------|--------|-------|-------|
| | | | Max. Number | Max. Size | | | | | | |
| LL1CG | 21041 | 1/2" | 1 | 6AWG | 10 | 100 | 36 | 4.295 | 1.370 | 2.030 |
| LL2CG | 21051 | 3/4" | 2 | 6AWG | 10 | 50 | 23 | 5.090 | 1.625 | 2.330 |
| LL3CG | 21061 | 1" | 3 | 6AWG | 5 | 25 | 19 | 5.915 | 1.900 | 2.650 |
| LL4CG | 21071 | 1-1/4" | 3 | 2AWG | 2 | 10 | 15 | 7.894 | 2.770 | 3.385 |
| LL5CG | 21081 | 1-1/2" | 3 | 2AWG | 2 | 10 | 16 | 7.894 | 2.770 | 3.385 |
| LL6CG | 21091 | 2" | 3 | 2/0AWG | 1 | 5 | 14 | 10.134 | 3.335 | 3.810 |
| LL7CG | 21101 | 2-1/2" | 3 | 4/0AWG | --- | 1 | 7 | 13.000 | 4.063 | 5.709 |
| LL8CG | 21111 | 3" | 3 | 250MCM | --- | 1 | 7 | 12.750 | 4.682 | 5.506 |
| LL9CG | 21121 | 3-1/2" | 3 | 350MCM | --- | 1 | 10 | 15.500 | 5.452 | 6.171 |
| LL10CG | 21131 | 4" | 4 | 350MCM | --- | 1 | 10 | 15.500 | 5.452 | 6.171 |

Rigid Conduit Bodies with Cover and Gasket

Threaded LR Type



Features

- Threaded LR type with cover and gasket
- NPT tapered hubs
- Suitable for use in concrete
- Suitable for use in wet locations

Applications

- Provides access to conductors for pulling, splicing and maintenance

Standard Material

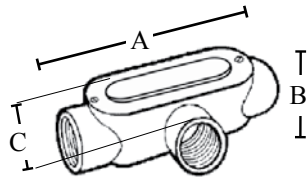
- Copper free aluminum die cast
- Cover - Stamped steel
- Gasket- Neoprene rubber

Standard Finish

- Powder coat

| Catalog Number | UPC | Size | Wire Size | | Unit Carton | Ship Case | Weight/Case | A | B | C |
|----------------|-------|--------|-------------|-----------|-------------|-----------|-------------|--------|-------|-------|
| | | | Max. Number | Max. Size | | | | | | |
| LR1CG | 21241 | 1/2" | 1 | 6 AWG | 10 | 100 | 36 | 4.295 | 1.370 | 2.030 |
| LR2CG | 21251 | 3/4" | 2 | 6 AWG | 10 | 50 | 28 | 5.090 | 1.625 | 2.330 |
| LR3CG | 21261 | 1" | 3 | 6 AWG | 5 | 25 | 17 | 5.915 | 1.900 | 2.650 |
| LR4CG | 21271 | 1-1/4" | 3 | 2 AWG | 2 | 10 | 15 | 7.894 | 2.770 | 3.385 |
| LR5CG | 21281 | 1-1/2" | 3 | 2 AWG | 2 | 10 | 18 | 7.894 | 2.770 | 3.385 |
| LR6CG | 21291 | 2" | 3 | 2/0 AWG | 1 | 5 | 14 | 10.134 | 3.335 | 3.810 |
| LR7CG | 21301 | 2-1/2" | 3 | 4/0 AWG | --- | 1 | 7 | 13.000 | 4.063 | 5.709 |
| LR8CG | 21311 | 3" | 3 | 250 MCM | --- | 1 | 7 | 12.750 | 4.682 | 5.506 |
| LR9CG | 21321 | 3-1/2" | 3 | 350 MCM | --- | 1 | 10 | 15.500 | 5.452 | 6.171 |
| LR10CG | 21331 | 4" | 4 | 350 MCM | --- | 1 | 10 | 15.500 | 5.452 | 6.171 |

Threaded T Type



Features

- Threaded T type with cover and gasket
- NPT tapered hubs
- Suitable for use in concrete
- Suitable for use in wet locations

Applications

- Provides access to conductors for pulling, splicing and maintenance

Standard Material

- Copper free aluminum die cast
- Cover - Stamped steel
- Gasket- Neoprene rubber

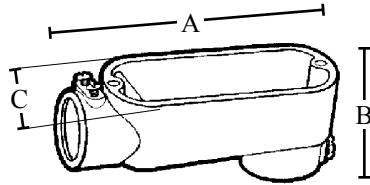
Standard Finish

- Powder coat

| Catalog Number | UPC | Size | Wire Size | | Unit Carton | Ship Case | Weight/Case | A | B | C |
|----------------|-------|--------|-------------|-----------|-------------|-----------|-------------|--------|-------|-------|
| | | | Max. Number | Max. Size | | | | | | |
| T1CG | 21731 | 1/2" | 1 | 6 AWG | 10 | 100 | 38 | 4.720 | 1.370 | 1.330 |
| T2CG | 21741 | 3/4" | 2 | 6 AWG | 10 | 50 | 30 | 5.570 | 1.625 | 1.540 |
| T3CG | 21751 | 1" | 3 | 6 AWG | 5 | 25 | 20 | 6.460 | 1.900 | 1.740 |
| T4CG | 21761 | 1-1/4" | 3 | 2 AWG | 2 | 10 | 19 | 8.528 | 2.770 | 2.490 |
| T5CG | 21771 | 1-1/2" | 3 | 2 AWG | 2 | 10 | 21 | 8.528 | 2.770 | 2.490 |
| T6CG | 21781 | 2" | 3 | 2/0 AWG | --- | 5 | 7 | 10.831 | 3.335 | 3.100 |
| T7CG | 21791 | 2-1/2" | 3 | 4/0 AWG | --- | 1 | 8 | 13.500 | 4.060 | 5.825 |
| T8CG | 21801 | 3" | 3 | 250 MCM | --- | 1 | 8 | 13.500 | 4.685 | 5.825 |
| T9CG | 21811 | 3-1/2" | 3 | 350 MCM | --- | 1 | 11 | 15.937 | 5.450 | 7.060 |
| T10CG | 21821 | 4" | 4 | 350 MCM | --- | 1 | 11 | 15.937 | 5.450 | 7.060 |

EMT Conduit Bodies

Set Screw LB Type



Features

- Set screw EMT LB type
- Suitable for use in concrete

Applications

- Provides access to conductors for pulling, splicing and maintenance

Standard Material

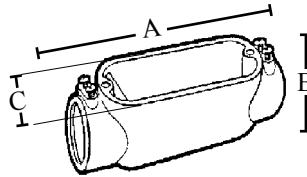
- Copper free aluminum die cast
- Steel screws

Standard Finish

- Powder coat

| Catalog Number | UPC | Size | Wire Size | | Unit Carton | Ship Case | Weight/Case | A | B | C |
|----------------|-------|--------|-------------|-----------|-------------|-----------|-------------|--------|-------|-------|
| | | | Max. Number | Max. Size | | | | | | |
| ELB1 | 20470 | 1/2" | 1 | 6 AWG | 10 | 100 | 28 | 4.295 | 2.150 | 1.330 |
| ELB2 | 20480 | 3/4" | 2 | 6 AWG | 10 | 50 | 19 | 5.090 | 2.430 | 1.540 |
| ELB3 | 20490 | 1" | 3 | 6 AWG | 5 | 25 | 20 | 5.915 | 2.765 | 1.740 |
| ELB4 | 20500 | 1-1/4" | 3 | 2 AWG | 2 | 10 | 13 | 7.894 | 3.665 | 2.490 |
| ELB5 | 20510 | 1-1/2" | 3 | 2 AWG | 2 | 10 | 14 | 7.894 | 3.665 | 2.490 |
| ELB6 | 20520 | 2" | 3 | 2/0 AWG | 1 | 5 | 13 | 10.134 | 4.275 | 3.100 |
| ELB7 | 20530 | 2-1/2" | 3 | 2/0 AWG | --- | 1 | 6 | 12.500 | 5.437 | 4.450 |
| ELB8 | 20540 | 3" | 3 | 4/0 AWG | --- | 1 | 6 | 12.500 | 5.657 | 4.450 |
| ELB9 | 20550 | 3-1/2" | 3 | 500 MCM | --- | 1 | 8 | 15.500 | 6.922 | 5.500 |
| ELB10 | 20560 | 4" | 3 | 500 MCM | --- | 1 | 8 | 15.500 | 6.922 | 5.500 |

Set Screw C Type



Features

- Set screw C type
- Suitable for use in concrete

Applications

- Provides access to conductors for pulling, splicing and maintenance

Standard Material

- Copper free aluminum die cast with steel screws

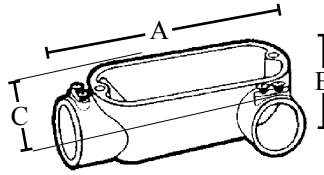
Standard Finish

- Powder coat

| Catalog Number | UPC | Size | Wire Size | | Unit Carton | Ship Case | Weight/Case | A | B | C |
|----------------|-------|--------|-------------|-----------|-------------|-----------|-------------|--------|-------|-------|
| | | | Max. Number | Max. Size | | | | | | |
| EC1 | 20410 | 1/2" | 1 | 6 AWG | 10 | 100 | 24 | 4.720 | 1.370 | 1.330 |
| EC2 | 20420 | 3/4" | 2 | 6 AWG | 10 | 50 | 21 | 5.570 | 1.625 | 1.540 |
| EC3 | 20430 | 1" | 3 | 6 AWG | 5 | 25 | 25 | 6.460 | 1.900 | 1.740 |
| EC4 | 20440 | 1-1/4" | 3 | 2 AWG | 2 | 10 | 15 | 8.528 | 2.770 | 2.490 |
| EC5 | 20450 | 1-1/2" | 3 | 2 AWG | 2 | 10 | 17 | 8.528 | 2.770 | 2.490 |
| EC6 | 20460 | 2" | 3 | 2/0 AWG | 1 | 5 | 13 | 10.831 | 3.335 | 3.100 |
| EC7 | 20461 | 2-1/2" | 3 | 4/0 AWG | --- | 1 | 6 | 13.00 | 4.063 | 5.709 |
| EC8 | 20462 | 3" | 3 | 250 MCM | --- | 1 | 7 | 12.50 | 4.682 | 5.506 |
| EC9 | 20463 | 3-1/2" | 3 | 350 MCM | --- | 1 | 8 | 15.50 | 5.452 | 6.171 |
| EC10 | 20464 | 4" | 4 | 350 MCM | --- | 1 | 8 | 15.50 | 5.452 | 6.171 |

EMT Conduit Bodies

Set Screw LL Type



Features

- Set screw LL type
- Suitable for use in concrete

Applications

- Provides access to conductors for pulling, splicing and maintenance

Standard Material

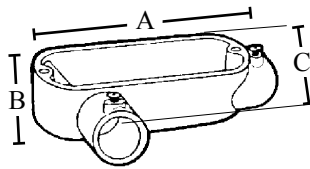
- Copper free aluminum die cast with steel screws

Standard Finish

- Powder coat

| Catalog Number | UPC | Size | Wire Size | | Unit Carton | Ship Case | Weight/Case | A | B | C |
|----------------|-------|--------|-------------|-----------|-------------|-----------|-------------|--------|-------|-------|
| | | | Max. Number | Max. Size | | | | | | |
| ELL1 | 20570 | 1/2" | 1 | 6 AWG | 10 | 100 | 30 | 4.295 | 1.370 | 2.030 |
| ELL2 | 20580 | 3/4" | 2 | 6 AWG | 10 | 50 | 23 | 5.090 | 1.625 | 2.330 |
| ELL3 | 20590 | 1" | 3 | 6 AWG | 5 | 25 | 18 | 5.915 | 1.900 | 2.650 |
| ELL4 | 20600 | 1-1/4" | 3 | 2 AWG | 2 | 10 | 14 | 7.894 | 2.770 | 3.385 |
| ELL5 | 20610 | 1-1/2" | 3 | 2 AWG | 2 | 10 | 16 | 7.894 | 2.770 | 3.385 |
| ELL6 | 20620 | 2" | 3 | 2/0 AWG | 1 | 5 | 14 | 10.134 | 3.335 | 3.810 |
| ELL7 | 20621 | 2-1/2" | 3 | 4/0 AWG | --- | 1 | 6 | 12.500 | 5.437 | 4.450 |
| ELL8 | 20622 | 3" | 3 | 250 MCM | --- | 1 | 6 | 12.500 | 5.657 | 4.450 |
| ELL9 | 20623 | 3-1/2" | 3 | 350 MCM | --- | 1 | 8 | 15.500 | 6.922 | 5.500 |
| ELL10 | 20624 | 4" | 4 | 350 MCM | --- | 1 | 8 | 15.500 | 6.922 | 5.500 |

Set Screw LR Type



Features

- Set screw LR type
- Suitable for use in concrete

Applications

- Provides access to conductors for pulling, splicing and maintenance

Standard Material

- Copper free aluminum die cast with steel screws

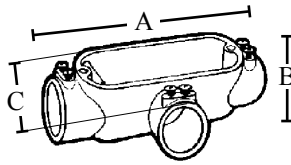
Standard Finish

- Powder coat

| Catalog Number | UPC | Size | Wire Size | | Unit Carton | Ship Case | Weight/Case | A | B | C |
|----------------|-------|--------|-------------|-----------|-------------|-----------|-------------|--------|-------|-------|
| | | | Max. Number | Max. Size | | | | | | |
| ELR1 | 20630 | 1/2" | 1 | 6 AWG | 10 | 100 | 30 | 4.295 | 1.370 | 2.030 |
| ELR2 | 20640 | 3/4" | 2 | 6 AWG | 10 | 50 | 24 | 5.090 | 1.625 | 2.330 |
| ELR3 | 20650 | 1" | 3 | 6 AWG | 5 | 25 | 16 | 5.915 | 1.900 | 2.650 |
| ELR4 | 20660 | 1-1/4" | 3 | 2 AWG | 2 | 10 | 14 | 7.894 | 2.770 | 3.385 |
| ELR5 | 20670 | 1-1/2" | 3 | 2 AWG | 2 | 10 | 17 | 7.894 | 2.770 | 3.385 |
| ELR6 | 20680 | 2" | 3 | 2/0 AWG | 1 | 5 | 14 | 10.134 | 3.335 | 3.810 |
| ELR7 | 20681 | 2-1/2" | 3 | 4/0 AWG | --- | 1 | 6 | 12.500 | 5.437 | 4.450 |
| ELR8 | 20682 | 3" | 3 | 250 MCM | --- | 1 | 6 | 12.500 | 5.657 | 4.450 |
| ELR9 | 20683 | 3-1/2" | 3 | 350 MCM | --- | 1 | 8 | 15.500 | 6.922 | 5.500 |
| ELR10 | 20684 | 4" | 4 | 350 MCM | --- | 1 | 8 | 15.500 | 6.922 | 5.500 |

EMT Conduit Bodies

Set Screw T Type



Features

- Set screw T type
- Suitable for use in concrete

Applications

- Provides access to conductors for pulling, splicing and maintenance

Standard Material

- Copper free aluminum die cast with steel screws

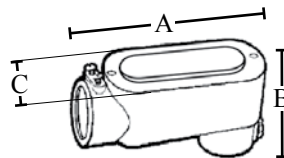
Standard Finish

- Powder coat

| Catalog Number | UPC | Size | Wire Size | | Unit Carton | Ship Case | Weight/Case | A | B | C |
|----------------|-------|--------|-------------|-----------|-------------|-----------|-------------|--------|-------|-------|
| | | | Max. Number | Max. Size | | | | | | |
| ET1 | 20690 | 1/2" | 1 | 6 AWG | 10 | 100 | 32 | 4.720 | 1.370 | 2.030 |
| ET2 | 20700 | 3/4" | 2 | 6 AWG | 10 | 50 | 30 | 5.570 | 1.625 | 2.335 |
| ET3 | 20710 | 1" | 3 | 6 AWG | 5 | 25 | 15 | 6.460 | 1.900 | 2.705 |
| ET4 | 20720 | 1-1/4" | 3 | 2 AWG | 2 | 10 | 17 | 8.528 | 2.770 | 3.630 |
| ET5 | 20730 | 1-1/2" | 3 | 2 AWG | 2 | 10 | 19 | 8.528 | 2.770 | 3.630 |
| ET6 | 20740 | 2" | 3 | 2/0 AWG | --- | 2 | 5 | 10.831 | 3.335 | 3.980 |
| ET7 | 20781 | 2-1/2" | 3 | 4/0 AWG | --- | 1 | 7 | 13.500 | 4.060 | 5.825 |
| ET8 | 20782 | 3" | 3 | 250 MCM | --- | 1 | 7 | 13.500 | 4.685 | 5.825 |
| ET9 | 20783 | 3-1/2" | 3 | 350 MCM | --- | 1 | 9 | 15.937 | 5.450 | 7.060 |
| ET10 | 20744 | 4" | 4 | 350 MCM | --- | 1 | 9 | 15.937 | 5.450 | 7.060 |

EMT Conduit Bodies with Cover and Gasket

Set Screw LB Type



Features

- Set screw LB type with cover and gasket
- Suitable for use in concrete

Applications

- Provides access to conductors for pulling, splicing and maintenance

Standard Material

- Copper free aluminum die cast
- Steel screws
- Cover - Stamped steel
- Gasket - Neoprene rubber

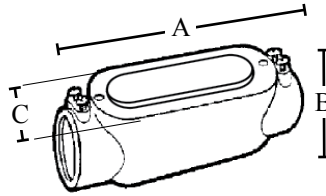
Standard Finish

- Powder coat

| Catalog Number | UPC | Size | Wire Size | | Unit Carton | Ship Case | Weight/Case | A | B | C |
|----------------|-------|--------|-------------|-----------|-------------|-----------|-------------|--------|-------|-------|
| | | | Max. Number | Max. Size | | | | | | |
| ELB1CG | 20471 | 1/2" | 1 | 6 AWG | 10 | 100 | 32 | 4.295 | 2.150 | 1.330 |
| ELB2CG | 20481 | 3/4" | 2 | 6 AWG | 10 | 50 | 23 | 5.090 | 2.430 | 1.540 |
| ELB3CG | 20491 | 1" | 3 | 6 AWG | 5 | 25 | 19 | 5.915 | 2.765 | 1.740 |
| ELB4CG | 20501 | 1-1/4" | 3 | 2 AWG | 2 | 10 | 14 | 7.894 | 3.665 | 2.490 |
| ELB5CG | 20511 | 1-1/2" | 3 | 2 AWG | 2 | 10 | 15 | 7.894 | 3.665 | 2.490 |
| ELB6CG | 20521 | 2" | 3 | 2/0 AWG | 1 | 5 | 14 | 10.134 | 4.275 | 3.100 |
| ELB7CG | 20531 | 2-1/2" | 3 | 2/0 AWG | --- | 1 | 7 | 12.500 | 5.437 | 4.450 |
| ELB8CG | 20541 | 3" | 3 | 4/0 AWG | --- | 1 | 7 | 12.500 | 5.657 | 4.450 |
| ELB9CG | 20551 | 3-1/2" | 3 | 500 MCM | --- | 1 | 10 | 15.500 | 6.922 | 5.500 |
| ELB10CG | 20561 | 4" | 3 | 500 MCM | --- | 1 | 10 | 15.500 | 6.922 | 5.500 |

EMT Conduit Bodies with Cover and Gasket

Set Screw C Type



Features

- Set screw C type with cover and gasket
- Suitable for use in concrete

Applications

- Provides access to conductors for pulling, splicing and maintenance

Standard Material

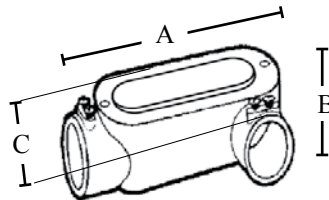
- Copper free aluminum die cast
- Steel screws
- Cover - Stamped steel
- Gasket - Neoprene rubber

Standard Finish

- Powder coat

| Catalog Number | UPC | Size | Wire Size | | Unit Carton | Ship Case | Weight/Case | A | B | C |
|----------------|-------|---------------|-------------|-----------|-------------|-----------|-------------|--------|-------|-------|
| | | | Max. Number | Max. Size | | | | | | |
| EC1CG | 20411 | 1/2" | 1 | 6 AWG | 10 | 100 | 24 | 4.720 | 1.370 | 1.330 |
| EC2CG | 20421 | 3/4" | 2 | 6 AWG | 5 | 50 | 21 | 5.570 | 1.625 | 1.540 |
| EC3CG | 20431 | 1" | 3 | 6 AWG | 5 | 25 | 25 | 6.460 | 1.900 | 1.740 |
| EC4CG | 20441 | 1-1/4" | 3 | 2 AWG | 5 | 25 | 15 | 8.528 | 2.770 | 2.490 |
| EC5CG | 20451 | 1-1/2" | 3 | 2 AWG | 5 | 10 | 17 | 8.528 | 2.770 | 2.490 |
| EC6CG | 20465 | 2" | 3 | 2/0 AWG | 1 | 5 | 13 | 10.831 | 3.335 | 3.100 |
| EC7CG | 20466 | 2-1/2" | 3 | 4/0 AWG | --- | 1 | 6 | 13.00 | 4.063 | 5.709 |
| EC8CG | 20467 | 3" | 3 | 250 MCM | --- | 1 | 6 | 12.50 | 4.682 | 5.506 |
| EC9CG | 20468 | 3-1/2" | 3 | 350 MCM | --- | 1 | 8 | 15.50 | 5.452 | 6.171 |
| EC10CG | 20469 | 4" | 4 | 350 MCM | --- | 1 | 8 | 15.50 | 5.452 | 6.171 |

Set Screw LL Type



Features

- Set screw LL type with cover and gasket
- Suitable for use in concrete

Applications

- Provides access to conductors for pulling, splicing and maintenance

Standard Material

- Copper free aluminum die cast
- Steel screws
- Cover - Stamped steel
- Gasket - Neoprene rubber

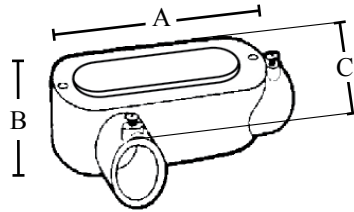
Standard Finish

- Powder coat

| Catalog Number | UPC | Size | Wire Size | | Unit Carton | Ship Case | Weight/Case | A | B | C |
|----------------|-------|---------------|-------------|-----------|-------------|-----------|-------------|--------|-------|-------|
| | | | Max. Number | Max. Size | | | | | | |
| ELL1CG | 20571 | 1/2" | 1 | 6 AWG | 10 | 100 | 30 | 4.295 | 1.370 | 2.030 |
| ELL2CG | 20581 | 3/4" | 2 | 6 AWG | 10 | 50 | 23 | 5.090 | 1.625 | 2.330 |
| ELL3CG | 20591 | 1" | 3 | 6 AWG | 5 | 25 | 18 | 5.915 | 1.900 | 2.650 |
| ELL4CG | 20601 | 1-1/4" | 3 | 2 AWG | 2 | 10 | 14 | 7.894 | 2.770 | 3.385 |
| ELL5CG | 20611 | 1-1/2" | 3 | 2 AWG | 2 | 10 | 16 | 7.894 | 2.770 | 3.385 |
| ELL6CG | 20625 | 2" | 3 | 2/0 AWG | 1 | 5 | 14 | 10.134 | 3.335 | 3.810 |
| ELL7CG | 20626 | 2-1/2" | 3 | 4/0 AWG | --- | 1 | 6 | 12.500 | 5.437 | 4.450 |
| ELL8CG | 20627 | 3" | 3 | 250 MCM | --- | 1 | 6 | 12.500 | 5.657 | 4.450 |
| ELL9CG | 20628 | 3-1/2" | 3 | 350 MCM | --- | 1 | 8 | 15.500 | 6.922 | 5.500 |
| ELL10CG | 20629 | 4" | 4 | 350 MCM | --- | 1 | 8 | 15.500 | 6.922 | 5.500 |

EMT Conduit Bodies with Cover and Gasket

Set Screw LR Type



Features

- Set screw LR type with cover and gasket
- Suitable for use in concrete

Applications

- Provides access to conductors for pulling, splicing and maintenance

Standard Material

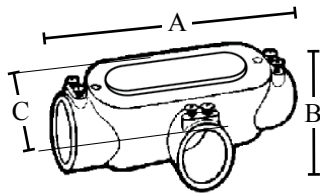
- Copper free aluminum die cast
- Steel screws
- Cover - Stamped steel
- Gasket- Neoprene rubber

Standard Finish

- Powder coat

| Catalog Number | UPC | Size | Wire Size | | Unit Carton | Ship Case | Weight/Case | A | B | C |
|----------------|-------|---------------|-------------|-----------|-------------|-----------|-------------|--------|-------|-------|
| | | | Max. Number | Max. Size | | | | | | |
| ELR1CG | 20631 | 1/2" | 1 | 6 AWG | 10 | 100 | 36 | 4.295 | 1.370 | 2.030 |
| ELR2CG | 20641 | 3/4" | 2 | 6 AWG | 10 | 10 | 28 | 5.090 | 1.625 | 2.330 |
| ELR3CG | 20651 | 1" | 3 | 6 AWG | 5 | 25 | 17 | 5.915 | 1.900 | 2.650 |
| ELR4CG | 20661 | 1-1/4" | 3 | 2 AWG | 2 | 10 | 15 | 7.894 | 2.770 | 3.385 |
| ELR5CG | 20671 | 1-1/2" | 3 | 2 AWG | 2 | 10 | 18 | 7.894 | 2.770 | 3.385 |
| ELR6CG | 20685 | 2" | 3 | 2/O AWG | 1 | 5 | 14 | 10.134 | 3.335 | 3.810 |
| ELR7CG | 20686 | 2-1/2" | 3 | 4/O AWG | --- | 1 | 7 | 12.500 | 5.437 | 4.450 |
| ELR8CG | 20687 | 3" | 3 | 250 MCM | --- | 1 | 7 | 12.500 | 5.657 | 4.450 |
| ELR9CG | 20688 | 3-1/2" | 3 | 350 MCM | --- | 1 | 10 | 15.500 | 6.922 | 5.500 |
| ELR10CG | 20689 | 4" | 4 | 350 MCM | --- | 1 | 10 | 15.500 | 6.922 | 5.500 |

Set Screw T Type



Features

- Set screw T type with cover and gasket
- Suitable for use in concrete

Applications

- Provides access to conductors for pulling, splicing and maintenance

Standard Material

- Copper free aluminum die cast
- Steel screws
- Cover - Stamped steel
- Gasket- Neoprene rubber

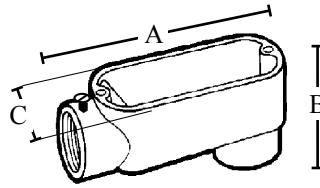
Standard Finish

- Powder coat

| Catalog Number | UPC | Size | Wire Size | | Unit Carton | Ship Case | Weight/Case | A | B | C |
|----------------|-------|---------------|-------------|-----------|-------------|-----------|-------------|--------|-------|-------|
| | | | Max. Number | Max. Size | | | | | | |
| ET1CG | 20691 | 1/2" | 1 | 6 AWG | 10 | 100 | 38 | 4.720 | 1.370 | 2.030 |
| ET2CG | 20701 | 3/4" | 2 | 6 AWG | 10 | 50 | 30 | 5.570 | 1.625 | 2.335 |
| ET3CG | 20711 | 1" | 3 | 6 AWG | 10 | 100 | 20 | 6.460 | 1.900 | 2.705 |
| ET4CG | 20721 | 1-1/4" | 3 | 2 AWG | 2 | 10 | 19 | 8.528 | 2.770 | 3.630 |
| ET5CG | 20731 | 1-1/2" | 3 | 2 AWG | 2 | 10 | 21 | 8.528 | 2.770 | 3.630 |
| ET6CG | 20745 | 2" | 3 | 2/O AWG | --- | 2 | 5 | 10.831 | 3.335 | 3.980 |
| ET7CG | 20746 | 2-1/2" | 3 | 4/O AWG | --- | 1 | 8 | 13.500 | 4.060 | 5.825 |
| ET8CG | 20747 | 3" | 3 | 250 MCM | --- | 1 | 8 | 13.500 | 4.685 | 5.825 |
| ET9CG | 20748 | 3-1/2" | 3 | 350 MCM | --- | 1 | 11 | 15.937 | 5.450 | 7.060 |
| ET10CG | 20749 | 4" | 4 | 350 MCM | --- | 1 | 11 | 15.937 | 5.450 | 7.060 |

EMT and Rigid Combination Conduit Bodies

LB Type



Features

- Combination LB type
- NPT tapered hubs
- Suitable for use in concrete
- NEMA FB 1 rated for wet locations use with threaded rigid metal conduit only

Applications

- Provides access to conductors for pulling, splicing and maintenance

Standard Material

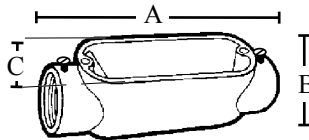
- Copper free aluminum die cast
- Steel screws

Standard Finish

- Powder coat

| Catalog Number | UPC | Size | Wire Size | | Unit Carton | Ship Case | Weight/Case | A | B | C |
|----------------|-------|---------------|-------------|-----------|-------------|-----------|-------------|-------|------|------|
| | | | Max. Number | Max. Size | | | | | | |
| LB1SS | 20842 | 1/2" | 1 | 6 AWG | 10 | 100 | 28 | 4.56 | 2.06 | 1.31 |
| LB2SS | 20852 | 3/4" | 2 | 6 AWG | 10 | 50 | 19 | 5.31 | 2.37 | 1.48 |
| LB3SS | 20862 | 1" | 3 | 6 AWG | 5 | 25 | 18 | 6.25 | 2.63 | 1.75 |
| LB4SS | 20872 | 1-1/4" | 3 | 2 AWG | 2 | 10 | 13 | 8.22 | 3.50 | 2.40 |
| LB5SS | 20882 | 1-1/2" | 3 | 2 AWG | 2 | 10 | 14 | 8.22 | 3.75 | 2.40 |
| LB6SS | 20892 | 2" | 3 | 2/0 AWG | --- | 5 | 13 | 10.13 | 4.13 | 3.10 |

C Type



Features

- Combination C type
- NPT tapered hubs
- Suitable for use in concrete
- NEMA FB 1 rated for wet locations use with threaded rigid metal conduit only

Applications

- Provides access to conductors for pulling, splicing and maintenance

Standard Material

- Copper free aluminum die cast
- Steel screws

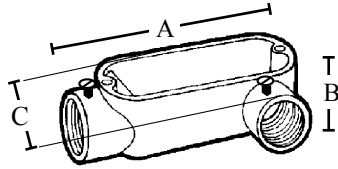
Standard Finish

- Powder coat

| Catalog Number | UPC | Size | Wire Size | | Unit Carton | Ship Case | Weight/Case | A | B | C |
|----------------|-------|---------------|-------------|-----------|-------------|-----------|-------------|-------|------|------|
| | | | Max. Number | Max. Size | | | | | | |
| C1SS | 19902 | 1/2" | 1 | 6 AWG | 10 | 100 | 24 | 5.35 | 1.31 | 1.31 |
| C2SS | 19912 | 3/4" | 2 | 6 AWG | 10 | 50 | 21 | 6.00 | 1.62 | 1.48 |
| C3SS | 19922 | 1" | 3 | 6 AWG | 5 | 25 | 15 | 7.06 | 1.88 | 1.75 |
| C4SS | 19932 | 1-1/4" | 3 | 2 AWG | 2 | 10 | 15 | 9.25 | 2.50 | 2.40 |
| C5SS | 19942 | 1-1/2" | 3 | 2 AWG | 2 | 10 | 17 | 9.25 | 2.67 | 2.40 |
| C6SS | 19952 | 2" | 3 | 2/0 AWG | --- | 5 | 13 | 11.50 | 3.29 | 3.05 |

EMT and Rigid Combination Conduit Bodies

LL Type



E195124
NEMA FB 1

Features

- Combination LL type
- NPT tapered hubs
- Suitable for use in concrete
- NEMA FB 1 rated for wet locations use with threaded rigid metal conduit only

Applications

- Provides access to conductors for pulling, splicing and maintenance

Standard Material

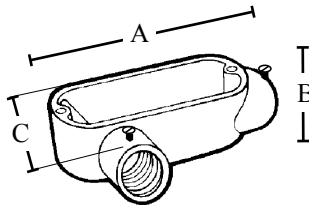
- Copper free aluminum die cast
- Steel screws

Standard Finish

- Powder coat

| Catalog Number | UPC | Size | Wire Size | | Unit Carton | Ship Case | Weight/Case | A | B | C |
|----------------|-------|--------|-------------|-----------|-------------|-----------|-------------|-------|------|------|
| | | | Max. Number | Max. Size | | | | | | |
| LL1SS | 21042 | 1/2" | 1 | 6 AWG | 10 | 100 | 28 | 4.56 | 1.31 | 2.06 |
| LL2SS | 21052 | 3/4" | 2 | 6 AWG | 10 | 50 | 23 | 5.31 | 1.62 | 2.23 |
| LL3SS | 21062 | 1" | 3 | 6 AWG | 5 | 25 | 18 | 6.25 | 1.88 | 2.50 |
| LL4SS | 21072 | 1-1/4" | 3 | 2 AWG | 2 | 10 | 14 | 8.22 | 2.50 | 3.40 |
| LL5SS | 21082 | 1-1/2" | 3 | 2 AWG | 2 | 10 | 16 | 8.22 | 2.67 | 3.48 |
| LL6SS | 21092 | 2" | 3 | 2/0 AWG | --- | 5 | 14 | 10.48 | 3.29 | 4.07 |

LR Type



E195124
NEMA FB 1

Features

- Combination LR type
- NPT tapered hubs
- Suitable for use in concrete
- NEMA FB 1 rated for wet locations use with threaded rigid metal conduit only

Applications

- Provides access to conductors for pulling, splicing and maintenance

Standard Material

- Copper free aluminum die cast
- Steel screws

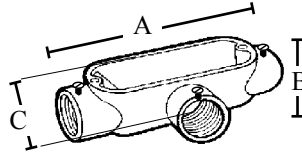
Standard Finish

- Powder coat

| Catalog Number | UPC | Size | Wire Size | | Unit Carton | Ship Case | Weight/Case | A | B | C |
|----------------|-------|--------|-------------|-----------|-------------|-----------|-------------|-------|------|------|
| | | | Max. Number | Max. Size | | | | | | |
| LR1SS | 21242 | 1/2" | 1 | 6 AWG | 10 | 100 | 29 | 4.56 | 1.31 | 2.06 |
| LR2SS | 21252 | 3/4" | 2 | 6 AWG | 10 | 50 | 24 | 5.31 | 1.62 | 2.23 |
| LR3SS | 21262 | 1" | 3 | 6 AWG | 5 | 25 | 19 | 6.25 | 1.88 | 2.50 |
| LR4SS | 21272 | 1-1/4" | 3 | 2 AWG | 2 | 10 | 14 | 8.22 | 2.50 | 3.40 |
| LR5SS | 21282 | 1-1/2" | 3 | 2 AWG | 2 | 10 | 17 | 8.22 | 2.67 | 3.48 |
| LR6SS | 21292 | 2" | 3 | 2/0 AWG | --- | 5 | 4 | 10.48 | 3.29 | 4.07 |

EMT and Rigid Combination Conduit Bodies

T Type



E195124
NEMA FB 1

Features

- Combination T type
- NPT tapered hubs
- Suitable for use in concrete
- NEMA FB 1 rated for wet locations use with threaded rigid metal conduit only

Applications

- Provides access to conductors for pulling, splicing and maintenance

Standard Material

- Copper free aluminum die cast
- Steel screws

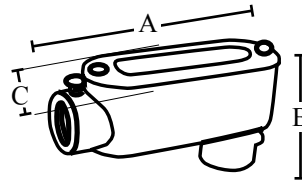
Standard Finish

- Powder coat

| Catalog Number | UPC | Size | Wire Size | | Unit Carton | Ship Case | Weight/Case | A | B | C |
|----------------|-------|---------------|-------------|-----------|-------------|-----------|-------------|-------|------|------|
| | | | Max. Number | Max. Size | | | | | | |
| T1SS | 21732 | 1/2" | 1 | 6 AWG | 10 | 100 | 32 | 5.35 | 1.31 | 2.02 |
| T2SS | 21742 | 3/4" | 2 | 6 AWG | 10 | 50 | 26 | 6.00 | 1.62 | 2.22 |
| T3SS | 21752 | 1" | 3 | 6 AWG | 5 | 25 | 18 | 7.06 | 1.88 | 2.56 |
| T4SS | 21762 | 1-1/4" | 3 | 2 AWG | 2 | 10 | 17 | 7.25 | 2.50 | 3.50 |
| T5SS | 21772 | 1-1/2" | 3 | 2 AWG | 2 | 10 | 19 | 9.25 | 2.67 | 3.50 |
| T6SS | 21782 | 2" | 3 | 2/0 AWG | --- | 5 | 5 | 11.50 | 3.29 | 4.25 |

EMT and Rigid Combination Conduit Bodies with Cover and Gasket

LB Type



E195124
NEMA FB 1

Features

- Combination LB type with cover and gasket
- NPT tapered hubs
- Suitable for use in concrete
- NEMA FB 1 rated for wet locations use with threaded rigid metal conduit only

Applications

- Provides access to conductors for pulling, splicing and maintenance

Standard Material

- Copper free aluminum die cast
- Cover - Stamped steel
- Gasket- Neoprene rubber

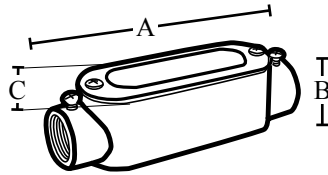
Standard Finish

- Powder coat

| Catalog Number | UPC | Size | Wire Size | | Unit Carton | Ship Case | Weight/Case | A | B | C |
|----------------|-------|---------------|-------------|-----------|-------------|-----------|-------------|-------|------|------|
| | | | Max. Number | Max. Size | | | | | | |
| LB1SSCG | 83768 | 1/2" | 1 | 6 AWG | 10 | 100 | 34 | 4.56 | 2.06 | 1.31 |
| LB2SSCG | 83769 | 3/4" | 2 | 6 AWG | 10 | 50 | 23 | 5.31 | 2.37 | 1.48 |
| LB3SSCG | 83770 | 1" | 3 | 6 AWG | 5 | 25 | 19 | 6.25 | 2.63 | 1.75 |
| LB4SSCG | 83771 | 1-1/4" | 3 | 2 AWG | 2 | 10 | 14 | 8.22 | 3.50 | 2.40 |
| LB5SSCG | 83772 | 1-1/2" | 3 | 2 AWG | 2 | 10 | 15 | 8.22 | 3.75 | 2.40 |
| LB6SSCG | 83773 | 2" | 3 | 2/0 AWG | --- | 5 | 14 | 10.13 | 4.28 | 3.10 |

EMT and Rigid Combination Conduit Bodies with Cover and Gasket

C Type



Features

- Combination C type with cover and gasket
- NPT tapered hubs
- Suitable for use in concrete
- NEMA FB 1 rated for wet locations use with threaded rigid metal conduit only

Applications

- Provides access to conductors for pulling, splicing and maintenance

Standard Material

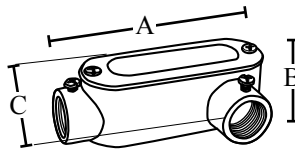
- Copper free aluminum die cast
- Cover - Stamped steel
- Gasket - Neoprene rubber

Standard Finish

- Powder coat

| Catalog Number | UPC | Size | Wire Size | | Unit Carton | Ship Case | Weight/Case | A | B | C |
|----------------|-------|---------------|-------------|-----------|-------------|-----------|-------------|-------|------|------|
| | | | Max. Number | Max. Size | | | | | | |
| C1SSCG | 83786 | 1/2" | 1 | 6 AWG | 10 | 100 | 30 | 5.35 | 1.31 | 1.31 |
| C2SSCG | 83787 | 3/4" | 2 | 6 AWG | 10 | 50 | 25 | 6.00 | 1.62 | 1.48 |
| C3SSCG | 83788 | 1" | 3 | 6 AWG | 5 | 25 | 18 | 7.06 | 1.88 | 1.75 |
| C4SSCG | 83789 | 1-1/4" | 3 | 2 AWG | 2 | 10 | 17 | 9.25 | 2.50 | 2.40 |
| C5SSCG | 83790 | 1-1/2" | 3 | 2 AWG | 2 | 10 | 19 | 9.25 | 2.67 | 2.40 |
| C6SSCG | 83791 | 2" | 3 | 2/0 AWG | --- | 5 | 14 | 11.50 | 3.29 | 3.05 |

LL Type



Features

- Combination LL type with cover and gasket
- NPT tapered hubs
- Suitable for use in concrete
- NEMA FB 1 rated for wet locations use with threaded rigid metal conduit only

Applications

- Provides access to conductors for pulling, splicing and maintenance

Standard Material

- Copper free aluminum die cast
- Cover - stamped steel
- Gasket - neoprene rubber

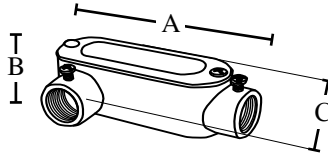
Standard Finish

- Powder coat

| Catalog Number | UPC | Size | Wire Size | | Unit Carton | Ship Case | Weight/Case | A | B | C |
|----------------|-------|---------------|-------------|-----------|-------------|-----------|-------------|-------|------|------|
| | | | Max. Number | Max. Size | | | | | | |
| LL1SSCG | 83774 | 1/2" | 1 | 6 AWG | 10 | 100 | 36 | 4.56 | 1.31 | 2.06 |
| LL2SSCG | 83775 | 3/4" | 2 | 6 AWG | 10 | 50 | 23 | 5.31 | 1.62 | 2.23 |
| LL3SSCG | 83776 | 1" | 3 | 6 AWG | 5 | 25 | 19 | 6.25 | 1.88 | 2.50 |
| LL4SSCG | 83777 | 1-1/4" | 3 | 2 AWG | 2 | 10 | 15 | 8.22 | 2.50 | 3.40 |
| LL5SSCG | 83778 | 1-1/2" | 3 | 2 AWG | 2 | 10 | 16 | 8.22 | 2.67 | 3.48 |
| LL6SSCG | 83779 | 2" | 3 | 2/0 AWG | --- | 5 | 14 | 10.48 | 3.29 | 4.07 |

EMT and Rigid Combination Conduit Bodies with Covers and Gaskets

LR Type



E195124
NEMA FB 1

Features

- Combination LR type with cover and gasket
- NPT tapered hubs
- Suitable for use in concrete
- NEMA FB 1 rated for wet locations use with threaded rigid metal conduit only

Applications

- Provides access to conductors for pulling, splicing and maintenance

Standard Material

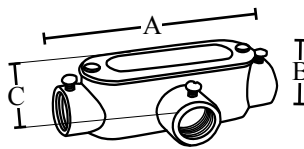
- Copper free aluminum die cast
- Cover - Stamped steel
- Gasket - Neoprene rubber

Standard Finish

- Powder coat

| Catalog Number | UPC | Size | Wire Size | | Unit Carton | Ship Case | Weight/Case | A | B | C |
|----------------|-------|--------|-------------|-----------|-------------|-----------|-------------|-------|------|------|
| | | | Max. Number | Max. Size | | | | | | |
| LR1SSCG | 83780 | 1/2" | 1 | 6 AWG | 10 | 100 | 36 | 4.56 | 1.31 | 2.06 |
| LR2SSCG | 83781 | 3/4" | 2 | 6 AWG | 10 | 50 | 28 | 5.31 | 1.62 | 2.23 |
| LR3SSCG | 83782 | 1" | 3 | 6 AWG | 5 | 25 | 17 | 6.25 | 1.88 | 2.50 |
| LR4SSCG | 83783 | 1-1/4" | 3 | 2 AWG | 2 | 10 | 15 | 8.22 | 2.50 | 3.40 |
| LR5SSCG | 83784 | 1-1/2" | 3 | 2 AWG | 2 | 10 | 18 | 8.22 | 2.67 | 3.48 |
| LR6SSCG | 83785 | 2" | 3 | 2/0 AWG | --- | 5 | 14 | 10.48 | 3.29 | 4.07 |

T Type



E195124
NEMA FB 1

Features

- Combination T type with cover and gasket
- NPT tapered hubs
- Suitable for use in concrete
- NEMA FB 1 rated for wet locations use with threaded rigid metal conduit only

Applications

- Provides access to conductors for pulling, splicing and maintenance

Standard Material

- Copper free aluminum die cast
- Cover - Stamped steel
- Gasket - Neoprene rubber

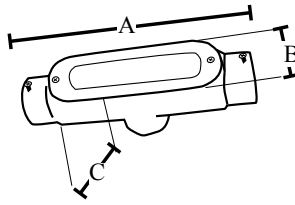
Standard Finish

- Powder coat

| Catalog Number | UPC | Size | Wire Size | | Unit Carton | Ship Case | Weight/Case | A | B | C |
|----------------|-------|--------|-------------|-----------|-------------|-----------|-------------|-------|------|------|
| | | | Max. Number | Max. Size | | | | | | |
| T1SSCG | 83792 | 1/2" | 1 | 6 AWG | 10 | 100 | 38 | 5.35 | 1.31 | 2.02 |
| T2SSCG | 83793 | 3/4" | 2 | 6 AWG | 10 | 50 | 30 | 6.00 | 1.62 | 2.22 |
| T3SSCG | 83794 | 1" | 3 | 6 AWG | 5 | 25 | 20 | 7.06 | 1.88 | 2.56 |
| T4SSCG | 83795 | 1-1/4" | 3 | 2 AWG | 2 | 10 | 19 | 7.25 | 2.50 | 3.50 |
| T5SSCG | 83796 | 1-1/2" | 3 | 2 AWG | 2 | 10 | 21 | 9.25 | 2.67 | 3.50 |
| T6SSCG | 83797 | 2" | 3 | 2/0 AWG | --- | 5 | 5 | 11.50 | 3.29 | 4.25 |

EMT and Rigid Combination Conduit Bodies with Covers and Gaskets

TB Type



Features

- Combination TB type with cover and gasket
- NPT tapered hubs
- Suitable for use in concrete
- NEMA FB 1 rated for wet locations use with threaded rigid metal conduit only

Applications

- Provides access to conductors for pulling, splicing and maintenance

Standard Material

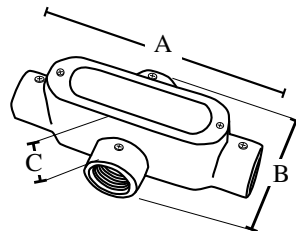
- Copper free aluminum die cast
- Cover - Stamped steel
- Gasket - Neoprene rubber

Standard Finish

- Powder coat

| Catalog Number | UPC | Size | Wire Size | | Unit Carton | Ship Case | Weight/Case | A | B | C |
|----------------|-------|---------------|-------------|-----------|-------------|-----------|-------------|-------|------|------|
| | | | Max. Number | Max. Size | | | | | | |
| TB1SSCG | 17572 | 1/2" | 1 | 6 AWG | 10 | 100 | 38 | 5.35 | 1.31 | 2.02 |
| TB2SSCG | 17573 | 3/4" | 2 | 6 AWG | 10 | 50 | 30 | 6.00 | 1.62 | 2.22 |
| TB3SSCG | 17574 | 1" | 3 | 6 AWG | 5 | 25 | 18 | 7.06 | 1.88 | 2.56 |
| TB4SSCG | 17575 | 1-1/4" | 3 | 2 AWG | 2 | 10 | 17 | 7.25 | 2.50 | 3.50 |
| TB5SSCG | 17576 | 1-1/2" | 3 | 2 AWG | 2 | 10 | 19 | 9.25 | 2.67 | 3.50 |
| TB6SSCG | 17577 | 2" | 3 | 2/0 AWG | --- | 5 | 14 | 11.50 | 3.29 | 4.25 |

X Type



Features

- Combination X type with cover and gasket
- NPT tapered hubs
- Suitable for use in concrete
- NEMA FB 1 rated for wet locations use with threaded rigid metal conduit only

Applications

- Provides access to conductors for pulling, splicing and maintenance

Standard Material

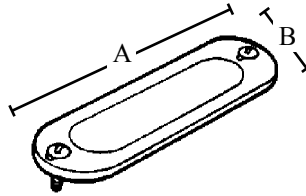
- Copper free aluminum die cast
- Cover - Stamped steel
- Gasket - Neoprene rubber

Standard Finish

- Powder coat

| Catalog Number | UPC | Size | Wire Size | | Unit Carton | Ship Case | Weight/Case | A | B | C |
|----------------|-------|---------------|-------------|-----------|-------------|-----------|-------------|-------|--------|-------|
| | | | Max. Number | Max. Size | | | | | | |
| X1SSCG | 17566 | 1/2" | 1 | 6 AWG | 5 | 50 | 20 | 4.75 | 2.6875 | 1.625 |
| X2SSCG | 17567 | 3/4" | 2 | 6 AWG | 5 | 25 | 16 | 5.50 | 3.00 | 1.875 |
| X3SSCG | 17568 | 1" | 3 | 6 AWG | 2 | 10 | 7 | 6.50 | 3.50 | 2.125 |
| X4SSCG | 17569 | 1-1/4" | 3 | 2 AWG | 1 | 5 | 9 | 8.25 | 4.50 | 2.75 |
| X5SSCG | 17570 | 1-1/2" | 3 | 2 AWG | 1 | 5 | 10 | 8.25 | 4.50 | 2.75 |
| X6SSCG | 17571 | 2" | 3 | 2/0 AWG | 1 | 2 | 6 | 10.50 | 5.3750 | 3.625 |

Conduit Body Covers Aluminum with Screws



Features

- Lightweight and corrosion resistant
- Includes screws

Applications

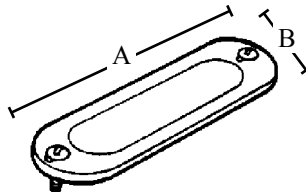
- Designed for use with Topaz Conduit Bodies; interchangeable with all major brands

Standard Material

- Aluminum

| Catalog Number | UPC | Size | Unit Carton | Ship Case | Weight/Case | A | B |
|----------------|-------|-----------------|-------------|-----------|-------------|--------|-------|
| 571 | 15450 | 1/2" | 25 | 250 | 15 | 3.875 | 1.310 |
| 572 | 15460 | 3/4" | 25 | 250 | 20 | 4.625 | 1.520 |
| 573 | 15470 | 1" | 10 | 100 | 9 | 5.315 | 1.710 |
| 574 | 15480 | 1-1/4" - 1-1/2" | --- | 25 | 4 | 7.240 | 2.510 |
| 576 | 15490 | 2" | --- | 25 | 7 | 9.484 | 3.110 |
| 577 | 15500 | 2-1/2" - 3" | --- | 10 | 8 | 12.187 | 4.440 |
| 579 | 15510 | 3-1/2" - 4" | --- | 5 | 7 | 14.937 | 5.500 |

Painted with Screws - Steel



Features

- Domed design allows for additional wiring space
- Includes screws

Applications

- Designed for use with Topaz Conduit Bodies; interchangeable with all major brands

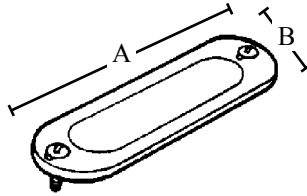
Standard Material

- Painted steel

| Catalog Number | UPC | Size | Unit Carton | Ship Case | Weight/Case | A | B |
|----------------|-------|-----------------|-------------|-----------|-------------|--------|-------|
| 571P | 51160 | 1/2" | 25 | 250 | 18 | 3.875 | 1.310 |
| 572P | 51177 | 3/4" | 25 | 250 | 23 | 4.625 | 1.520 |
| 573P | 51184 | 1" | 10 | 100 | 10 | 5.315 | 1.710 |
| 574P | 51191 | 1-1/4" - 1-1/2" | 25 | 25 | 4 | 7.240 | 2.510 |
| 576P | 51207 | 2" | 25 | 25 | 6 | 9.484 | 3.110 |
| 577P | 51214 | 2-1/2" - 3" | 10 | 10 | 7 | 12.187 | 4.440 |
| 579P | 51221 | 3-1/2" - 4" | 5 | 5 | 10 | 14.937 | 5.500 |

Conduit Body Covers

Zinc Plated Steel with Screws



Features

- Domed design allows for additional wiring space
- Includes screws

Applications

- Designed for use with Topaz Conduit Bodies; interchangeable with all major brands

Standard Material

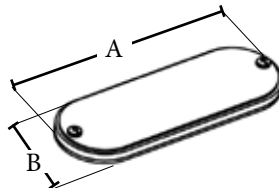
- Steel

Standard Finish

- Zinc plated

| Catalog Number | UPC | Size | Unit Carton | Ship Case | Weight/Case | A | B |
|----------------|-------|------------------------|-------------|-----------|-------------|--------|-------|
| 571S | 15520 | 1/2" | 25 | 250 | 15 | 3.875 | 1.310 |
| 572S | 15530 | 3/4" | 25 | 250 | 20 | 4.625 | 1.520 |
| 573S | 15540 | 1" | 10 | 100 | 8 | 5.315 | 1.710 |
| 574S | 15550 | 1-1/4" - 1-1/2" | --- | 25 | 4 | 7.240 | 2.510 |
| 576S | 15560 | 2" | --- | 25 | 7 | 9.484 | 3.110 |
| 577S | 15570 | 2-1/2" - 3" | --- | 10 | 7 | 12.187 | 4.440 |
| 579S | 15580 | 3-1/2" - 4" | --- | 5 | 9 | 14.937 | 5.500 |

Malleable Iron



Features

- Heavy duty malleable iron
- Includes screws

Applications

- Designed for use with Topaz Conduit Bodies; interchangeable with all major brands

Standard Material

- Malleable iron

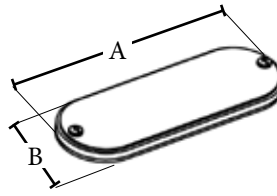
Standard Finish

- Zinc plated

| Catalog Number | UPC | Size | Unit Carton | Ship Case | Weight/Case | A | B |
|----------------|-------|------------------------|-------------|-----------|-------------|--------|-------|
| 571M | 86402 | 1/2" | 25 | 250 | 23 | 3.875 | 1.310 |
| 572M | 86403 | 3/4" | 25 | 250 | 31 | 4.625 | 1.520 |
| 573M | 86404 | 1" | 10 | 100 | 41 | 5.315 | 1.710 |
| 574M | 86405 | 1-1/4" - 1-1/2" | --- | 25 | 91 | 7.240 | 2.510 |
| 576M | 86406 | 2" | --- | 25 | 208 | 9.484 | 3.110 |
| 577M | 86407 | 2-1/2" - 3" | --- | 10 | 358 | 12.187 | 4.440 |
| 579M | 86408 | 3-1/2" - 4" | --- | 5 | 56 | 14.937 | 5.500 |

Conduit Body Covers

Hot Dip Galvanized - Malleable Iron



Conforms to finish thickness
ASTM A123/123M
UL 514B
NEMA FB 1
Federal Spec. A-A-50563

Features

- Hot dip galvanized for added durability and corrosion protection, use with gasket for wet locations
- Includes screws

Applications

- For use with Topaz Conduit Bodies 1/2" - 4"

Standard Material

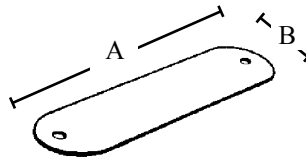
- Malleable iron
- Galvanized steel screws

Standard Finish

- Hot dip galvanized

| Catalog Number | UPC | Size | Unit Carton | Ship Case | Weight/Case | A | B |
|----------------|-------|-----------------|-------------|-----------|-------------|-------|------|
| 571MHDG | 86663 | 1/2" | 10 | 100 | 24 | 3.97 | 1.34 |
| 572MHDG | 86664 | 3/4" | 10 | 100 | 31 | 4.68 | 1.57 |
| 573MHDG | 86665 | 1" | 5 | 50 | 21 | 5.39 | 1.79 |
| 574MHDG | 86666 | 1-1/4" - 1-1/2" | --- | 25 | 23 | 7.23 | 2.52 |
| 576MHDG | 86667 | 2" | --- | 25 | 52 | 9.51 | 3.15 |
| 577MHDG | 86668 | 2-1/2" - 3" | --- | 10 | 35 | 12.24 | 4.45 |
| 579MHDG | 86669 | 3-1/2" - 4" | --- | 10 | 55 | 14.99 | 5.53 |

Conduit Body Gaskets



Features

- Provides dust proof seal between conduit body and cover to protect from hazardous elements
- Fits all Form 5 LB, LL, LR, C and T type conduit bodies and covers

Applications

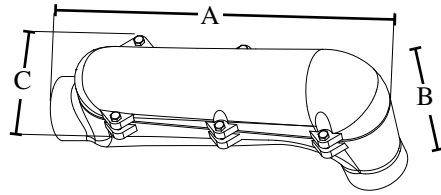
- For use with Topaz Conduit Bodies 1/2" - 4"

Standard Material

- Neoprene

| Catalog Number | UPC | Size | Unit Carton | Ship Case | Weight/Case | A | B |
|----------------|-------|-----------------|-------------|-----------|-------------|--------|-------|
| 581 | 15710 | 1/2" | 50 | 500 | 1 | 3.935 | 1.360 |
| 582 | 15720 | 3/4" | 50 | 500 | 1 | 4.600 | 1.550 |
| 583 | 15730 | 1" | 25 | 500 | 2 | 5.370 | 1.760 |
| 584 | 15740 | 1-1/4" - 1-1/2" | 25 | 500 | 2 | 7.250 | 2.500 |
| 586 | 15750 | 2" | 25 | 250 | 2 | 9.500 | 3.070 |
| 587 | 15760 | 2-1/2" - 3" | 10 | 100 | 2 | 12.125 | 4.355 |
| 589 | 15770 | 3-1/2" - 4" | 5 | 50 | 2 | 14.812 | 5.400 |

Mogul Conduit Bodies with Cover and Gasket LB Type with Rollers - Hot Dip Galvanized - Cast Iron



E195124
Conforms to finish thickness
ASTM A126
UL listed
NEMA FB 1
Federal Spec. A-A-50563

Features

- Meets Section 314.28 rule for 6x the conduit trade size between hubs
- Built in cable pulling roller included for easier pulling
- Threaded NPT tapered hubs for Rigid conduit and IMC
- Smooth and round integral hub bushings protect conductor insulation
- UL listed for raintight and wet locations
- Suitable for use in Class 1, Division 2 hazardous locations
- Supplied completely assembled with cover, gasket and stainless steel cover screws

Applications

- Allows large and heavy conductor access to the inside of a raceway for wire pulling
- Provides larger openings for splicing and maintenance

Standard Material

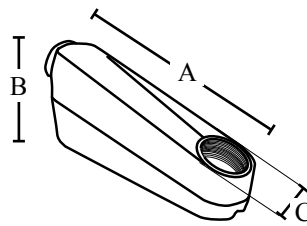
- Body - Cast iron
- Gasket - Neoprene rubber
- Screws - Stainless steel

Standard Finish

- Hot dip galvanized

| Catalog Number | UPC | Size | Wire Size | | Internal Volume in ³ | Ship Case | Weight/Case | A | B | C |
|----------------|-------|---------------|-------------|-----------|---------------------------------|-----------|-------------|-------|-------|------|
| | | | Max. Number | Max. Size | | | | | | |
| MLBCG7 | 32131 | 2-1/2" | 3 | 400 MCM | 210 | 1 | 26 | 18.19 | 8.19 | 5.79 |
| MLBCG8 | 32132 | 3" | 3 | 750 MCM | 345 | 1 | 34 | 21.26 | 10.35 | 5.79 |
| MLBCG9 | 32133 | 3-1/2" | 3 | 1000 MCM | 500 | 1 | 74 | 24.60 | 10.59 | 6.39 |
| MLBCG10 | 32134 | 4" | 3 | 1000 MCM | 740 | 1 | 74 | 27.68 | 13.03 | 7.01 |

LB Type - Aluminum



E195124
NEMA FB 1

Features

- Meets NEC 6x requirement
- NEMA FB 1, UL listed for use in wet locations
- Protects electrical installations in extreme industrial environments

Applications

- Mogul conduit bodies are used to gain greater access to the interior of a raceway for wire pulling, inspection and maintenance where the raceway changes direction

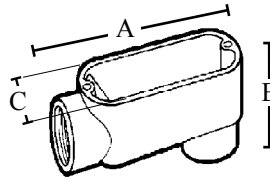
Standard Material

- Body - Aluminum
- Gasket - Fiber
- Stainless steel screws

| Catalog Number | UPC | Size | Wire Size | | Internal Volume (in ³) | Ship Case | Weight/Case | A | B | C |
|----------------|-------|---------------|-------------|-----------|------------------------------------|-----------|-------------|-------|------|------|
| | | | Max. Number | Max. Size | | | | | | |
| MLBCG4 | 32110 | 1-1/4" | 3 | 2 AWG | 40 | 5 | 8 | 9.68 | 4.29 | 2.12 |
| MLBCG5 | 32120 | 1-1/2" | 3 | 1/0 AWG | 128 | 2 | 10 | 14.56 | 6.32 | 3.18 |
| MLBCG6 | 32130 | 2" | 3 | 4/0 AWG | 128 | 2 | 9 | 14.56 | 6.32 | 3.18 |

Rigid Conduit Bodies

Threaded LB Type - Malleable Iron



Features

- NPT tapered hubs
- Suitable for use in concrete

Applications

- Provides access to conductors for pulling, splicing and maintenance

Standard Material

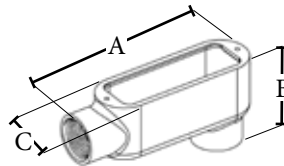
- Malleable iron

Standard Finish

- Zinc plated, aluminum enameled

| Catalog Number | UPC | Size | Wire Size | | Ship Case | Weight/Case | A | B | C |
|----------------|-------|---------------|-------------|-----------|-----------|-------------|-------|------|------|
| | | | Max. Number | Max. Size | | | | | |
| LB1M | 20940 | 1/2" | --- | --- | 10 | 7 | 4.56 | 2.06 | 1.31 |
| LB2M | 20950 | 3/4" | 3 | 6 AWG | 10 | 9 | 5.31 | 2.37 | 1.48 |
| LB3M | 20960 | 1" | 3 | 4 AWG | 5 | 6 | 6.25 | 2.63 | 1.75 |
| LB4M | 20970 | 1-1/4" | 3 | 2 AWG | 5 | 23 | 8.22 | 3.50 | 2.40 |
| LB5M | 20980 | 1-1/2" | 3 | 1/0 AWG | 10 | 26 | 8.22 | 3.75 | 2.40 |
| LB6M | 20990 | 2" | 3 | 4/0 AWG | 5 | 26 | 10.48 | 4.31 | 3.05 |
| LB7M | 21000 | 2-1/2" | 3 | 300 MCM | 1 | 10 | 13.75 | 4.45 | 4.38 |
| LB8M | 21010 | 3" | 3 | 350 MCM | 1 | 13 | 13.75 | 4.45 | 4.38 |
| LB9M | 21020 | 3-1/2" | 3 | 500 MCM | 1 | 22 | 16.75 | 5.80 | 5.63 |
| LB10M | 21030 | 4" | 3 | 500 MCM | 1 | 24 | 16.75 | 5.80 | 5.63 |

Threaded LB Type - Hot Dip Galvanized



Conforms to finish thickness ASTM A123/123M
UL 514A and UL 514D
NEMA FB 1
Federal Spec. A-A-50563

Features

- Hot dip galvanized finish provides superior protection against severe environmental factors

Applications

- Provides taps for branch conduit runs
- Enables 90 degree bends in conduit runs

Standard Material

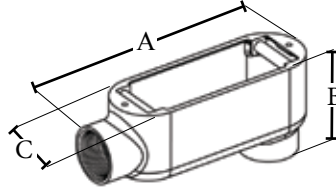
- Malleable iron

Standard Finish

- Hot dip galvanized

| Catalog Number | UPC | Size | Wire Size | | Internal Volume (in ³) | Ship Case | Weight/Case | A | B | C |
|-----------------|-------|---------------|-------------|-----------|------------------------------------|-----------|-------------|-------|------|------|
| | | | Max. Number | Max. Size | | | | | | |
| LB1MHDG | 86613 | 1/2" | --- | --- | 4.5 | 10 | 7 | 4.69 | 2.18 | 1.36 |
| LB2MHDG | 86614 | 3/4" | 3 | 6 AWG | 7.5 | 10 | 9 | 5.42 | 2.36 | 1.57 |
| LB3MHDG | 86615 | 1" | 3 | 4 AWG | 12.5 | 5 | 6 | 6.28 | 2.86 | 1.79 |
| LB4MHDG | 86616 | 1-1/4" | 3 | 2 AWG | 32.3 | 5 | 12 | 8.12 | 3.49 | 2.52 |
| LB5MHDG | 86617 | 1-1/2" | 3 | 1/0 AWG | 35.3 | 2 | 11 | 8.15 | 3.69 | 2.52 |
| LB6MHDG | 86618 | 2" | 3 | 4/0 AWG | 73 | 1 | 6 | 10.53 | 4.52 | 3.15 |
| LB7MHDG | 86619 | 2-1/2" | 3 | 300 MCM | 142 | 1 | 10 | 13.76 | 5.39 | 4.45 |
| LB8MHDG | 86620 | 3" | 3 | 400 MCM | 173 | 1 | 13 | 13.82 | 6.18 | 4.45 |
| LB9MHDG | 86621 | 3-1/2" | 3 | 500 MCM | 300 | 1 | 22 | 16.65 | 7.19 | 5.53 |
| LB10MHDG | 86622 | 4" | 3 | 500 MCM | 328 | 1 | 24 | 16.65 | 7.36 | 5.53 |

Rigid Conduit Bodies with Rollers Threaded LB Type - Hot Dip Galvanized



E195124

Conforms to finish thickness ASTM
A123/123M
UL 514A and UL 514D
NEMA FB 1
Federal Spec. A-A-50563

Features

- Built-in rollers facilitate wire pulling
- Hot dip galvanized finish provides superior protection against severe environmental factors

Applications

- Provides taps for branch conduit runs
- Enables 90 degree bends in conduit runs

Standard Material

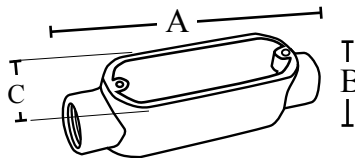
- Body - Malleable iron
- Rollers - Steel

Standard Finish

- Hot dip galvanized

| Catalog Number | UPC | Size | Wire Size | | Internal Volume (in ³) | Ship Case | Weight/Case | A | B | C |
|------------------|-------|---------------|-------------|-----------|------------------------------------|-----------|-------------|-------|------|------|
| | | | Max. Number | Max. Size | | | | | | |
| LBR4MHDG | 86670 | 1-1/4" | 3 | 2 AWG | 32.3 | 5 | 13 | 8.12 | 3.49 | 2.52 |
| LBR5MHDG | 86671 | 1-1/2" | 3 | 1/0 AWG | 35.3 | 2 | 7 | 8.15 | 3.69 | 2.52 |
| LBR6MHDG | 86672 | 2" | 3 | 4/0 AWG | 73 | 1 | 6 | 10.53 | 4.52 | 3.15 |
| LBR7MHDG | 86673 | 2-1/2" | 3 | 300 MCM | 142 | 1 | 11 | 13.76 | 5.39 | 4.45 |
| LBR8MHDG | 86674 | 3" | 3 | 400 MCM | 173 | 1 | 13 | 13.82 | 6.18 | 4.45 |
| LBR9MHDG | 86675 | 3-1/2" | 3 | 500 MCM | 300 | 1 | 22 | 16.65 | 7.19 | 5.53 |
| LBR10MHDG | 86676 | 4" | 3 | 500 MCM | 328 | 1 | 24 | 16.65 | 7.36 | 5.53 |

Rigid Conduit Bodies Threaded C Type - Malleable Iron



E195124

Features

- NPT tapered hubs
- Suitable for use in concrete

Applications

- Provides access to conductors for maintenance and future system changes
- Connects conduit sections

Standard Material

- Malleable iron

Standard Finish

- Zinc plated, aluminum enameled

| Catalog Number | UPC | Size | Wire Size | | Internal Volume (in ³) | Ship Case | Weight/Case | A | B | C |
|----------------|-------|---------------|-------------|-----------|------------------------------------|-----------|-------------|--------|--------|-------|
| | | | Max. Number | Max. Size | | | | | | |
| C1M | 20000 | 1/2" | --- | --- | 4.5 | 10 | 7 | 5.35 | 1.31 | 1.31 |
| C2M | 20010 | 3/4" | 3 | 6 AWG | 7.5 | 10 | 23 | 6.00 | 1.62 | 1.48 |
| C3M | 20020 | 1" | 3 | 4 AWG | 12.5 | 5 | 6 | 7.06 | 1.88 | 1.75 |
| C4M | 20030 | 1-1/4" | 3 | 2 AWG | 32.3 | 5 | 23 | 9.25 | 2.50 | 2.40 |
| C5M | 20040 | 1-1/2" | 3 | 1/0 AWG | 35.3 | 2 | 26 | 9.25 | 2.67 | 2.40 |
| C6M | 20050 | 2" | 3 | 3/0 AWG | 73 | 1 | 26 | 11.50 | 3.29 | 3.05 |
| C7M | 20051 | 2-1/2" | 3 | 250 MCM | 138 | 1 | 10 | 15.00 | 3.9063 | 4.312 |
| C8M | 20052 | 3" | 3 | 250 MCM | 170 | 1 | 12 | 15.125 | 4.75 | 4.312 |
| C9M | 20053 | 3-1/2" | 3 | 350 MCM | 300 | 1 | 21 | 18.125 | 5.1875 | 4.875 |
| C10M | 20054 | 4" | 3 | 350 MCM | 328 | 1 | 23 | 18.125 | 5.5625 | 4.875 |

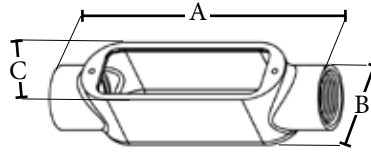
Rigid Conduit Bodies

Threaded C Type - Hot Dip Galvanized



E195124

Conforms to finish thickness ASTM
A123/123M
UL 514A
NEMA FB 1
Federal Spec. A-A-50563



Features

- Hot dip galvanized finish provides superior protection against severe environmental factors

Applications

- Provides taps for branch conduit runs
- Enables 90 degree bends in conduit runs

Standard Material

- Malleable iron

Standard Finish

- Hot dip galvanized

| Catalog Number | UPC | Size | Wire Size | | Internal Volume (in ³) | Ship Case | Weight/Case | A | B | C |
|----------------|-------|---------------|-------------|-----------|------------------------------------|-----------|-------------|-------|------|------|
| | | | Max. Number | Max. Size | | | | | | |
| C1MHDG | 86643 | 1/2" | --- | --- | 4.5 | 10 | 6 | 5.43 | 1.46 | 1.36 |
| C2MHDG | 86644 | 3/4" | 3 | 6 AWG | 7.5 | 10 | 9 | 6.18 | 1.65 | 1.57 |
| C3MHDG | 86645 | 1" | 3 | 4 AWG | 12.5 | 5 | 6 | 7.16 | 1.98 | 1.79 |
| C4MHDG | 86646 | 1-1/4" | 3 | 2 AWG | 32.3 | 5 | 12 | 9.00 | 2.60 | 2.52 |
| C5MHDG | 86647 | 1-1/2" | 3 | 1/0 AWG | 35.3 | 2 | 6 | 9.07 | 2.80 | 2.52 |
| C6MHDG | 86648 | 2" | 3 | 3/0 AWG | 73 | 1 | 6 | 11.54 | 3.52 | 3.15 |
| C7MHDG | 86649 | 2-1/2" | 3 | 250 MCM | 138 | 1 | 10 | 15.28 | 3.98 | 4.45 |
| C8MHDG | 86650 | 3" | 3 | 250 MCM | 170 | 1 | 15 | 15.39 | 4.65 | 4.45 |
| C9MHDG | 86651 | 3-1/2" | 3 | 350 MCM | 300 | 1 | 27 | 18.30 | 5.43 | 5.53 |
| C10MHDG | 86652 | 4" | 3 | 350 MCM | 328 | 1 | 24 | 18.30 | 5.74 | 5.53 |

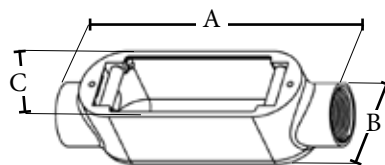
Rigid Conduit Bodies with Rollers

Threaded C Type - Hot Dip Galvanized



E195124

Conforms to finish thickness ASTM
A123/123M
UL 514A and UL 514D
NEMA FB 1
Federal Spec. A-A-50563



Features

- Built-in rollers facilitate wire pulling
- Hot dip galvanized finish provides superior protection against severe environmental factors

Applications

- Provides taps for branch conduit runs

Standard Material

- Body - Malleable iron
- Rollers - Steel

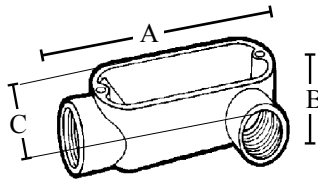
Standard Finish

- Hot dip galvanized

| Catalog Number | UPC | Size | Wire Size | | Internal Volume (in ³) | Ship Case | Weight/Case | A | B | C |
|-----------------|-------|---------------|-------------|-----------|------------------------------------|-----------|-------------|-------|------|------|
| | | | Max. Number | Max. Size | | | | | | |
| CR4MHDG | 86677 | 1-1/4" | 3 | 2 AWG | 35 | 5 | 15 | 9.00 | 2.60 | 2.52 |
| CR5MHDG | 86678 | 1-1/2" | 3 | 1/0 AWG | 35.3 | 2 | 6 | 9.07 | 2.80 | 2.52 |
| CR6MHDG | 86679 | 2" | 3 | 4/0 AWG | 75 | 1 | 6 | 11.54 | 3.52 | 3.15 |
| CR7MHDG | 86680 | 2-1/2" | 3 | 300MCM | 153 | 1 | 11 | 15.28 | 3.98 | 4.45 |
| CR8MHDG | 86681 | 3" | 3 | 300MCM | 181 | 1 | 16 | 15.39 | 4.65 | 4.45 |
| CR9MHDG | 86682 | 3-1/2" | 3 | 350MCM | 300 | 1 | 28 | 18.30 | 5.43 | 5.53 |
| CR10MHDG | 86683 | 4" | 3 | 350MCM | 330 | 1 | 24 | 18.30 | 5.74 | 5.53 |

Rigid Conduit Bodies

Threaded LL Type - Malleable Iron



Features

- NPT tapered hubs
- Suitable for use in concrete

Applications

- Provides access to conductors for pulling, splicing and maintenance

Standard Material

- Malleable iron

Standard Finish

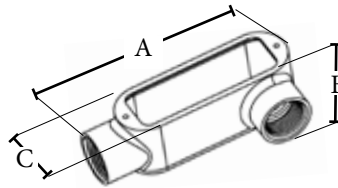
- Zinc plated, aluminum enameled

| Catalog Number | UPC | Size | Wire Size | | Internal Volume (in ³) | Ship Case | Weight/Case | A | B | C |
|----------------|-------|---------------|-------------|-----------|------------------------------------|-----------|-------------|---------|--------|-------|
| | | | Max. Number | Max. Size | | | | | | |
| LL1M | 21140 | 1/2" | --- | --- | 4.5 | 10 | 7 | 4.56 | 1.31 | 2.06 |
| LL2M | 21150 | 3/4" | 3 | 6 AWG | 7.5 | 10 | 9 | 5.31 | 1.62 | 2.23 |
| LL3M | 21160 | 1" | 3 | 4 AWG | 12.5 | 5 | 6 | 6.25 | 1.88 | 2.50 |
| LL4M | 21170 | 1-1/4" | 3 | 2 AWG | 32.3 | 5 | 23 | 8.22 | 2.50 | 3.40 |
| LL5M | 21180 | 1-1/2" | 3 | 1/0 AWG | 35.3 | 10 | 26 | 8.22 | 2.67 | 3.48 |
| LL6M | 21190 | 2" | 3 | 4/0 AWG | 73 | 5 | 26 | 10.48 | 3.29 | 4.07 |
| LL7M | 21200 | 2-1/2" | 3 | 300 MCM | 138 | 1 | 10 | 13.6094 | 3.9063 | 5.718 |
| LL8M | 21210 | 3" | 3 | 350 MCM | 170 | 1 | 13 | 13.875 | 4.75 | 5.875 |
| LL9M | 21220 | 3-1/2" | 3 | 50 MCM | 300 | 1 | 22 | 16.50 | 6.8125 | 7.125 |
| LL10M | 21230 | 4" | 3 | 350 MCM | 328 | 1 | 24 | 16.50 | 7.1875 | 7.125 |

Threaded LL Type - Hot Dip Galvanized



Conforms to finish thickness ASTM
A123/123M
UL 514A and UL 514D
NEMA FB 1
Federal Spec. A-A-50563



Features

- Hot dip galvanized finish provides superior protection against severe environmental factors

Applications

- Provides taps for branch conduit runs
- Enables 90 degree bends in conduit runs

Standard Material

- Malleable iron

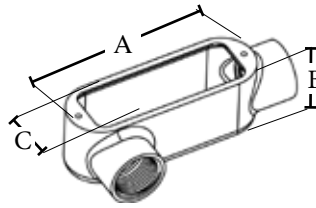
Standard Finish

- Hot dip galvanized

| Catalog Number | UPC | Size | Wire Size | | Internal Volume (in ³) | Ship Case | Weight/Case | A | B | C |
|-----------------|-------|---------------|-------------|-----------|------------------------------------|-----------|-------------|-------|------|------|
| | | | Max. Number | Max. Size | | | | | | |
| LL1MHDG | 86623 | 1/2" | --- | --- | 4.5 | 10 | 7 | 4.69 | 1.46 | 2.08 |
| LL2MHDG | 86624 | 3/4" | 3 | 6 AWG | 7.5 | 10 | 10 | 5.42 | 1.65 | 2.31 |
| LL3MHDG | 86625 | 1" | 3 | 4 AWG | 12.5 | 5 | 6 | 6.28 | 1.98 | 2.68 |
| LL4MHDG | 86626 | 1-1/4" | 3 | 2 AWG | 32.3 | 5 | 13 | 8.12 | 2.60 | 3.41 |
| LL5MHDG | 86627 | 1-1/2" | 3 | 1/0 AWG | 35.3 | 2 | 6 | 8.15 | 2.80 | 3.45 |
| LL6MHDG | 86628 | 2" | 3 | 4/0 AWG | 73 | 1 | 6 | 10.53 | 3.52 | 4.15 |
| LL7MHDG | 86629 | 2-1/2" | 3 | 300 MCM | 142 | 1 | 10 | 13.76 | 3.98 | 5.86 |
| LL8MHDG | 86630 | 3" | 3 | 350 MCM | 173 | 1 | 13 | 13.82 | 4.65 | 5.92 |
| LL9MHDG | 86631 | 1/2" | 3 | 350 MCM | 300 | 1 | 22 | 16.65 | 5.43 | 7.14 |
| LL10MHDG | 86632 | 4" | 3 | 350 MCM | 330 | 1 | 24 | 16.65 | 5.74 | 7.19 |

Rigid Conduit Bodies

Threaded LR Type - Malleable Iron



Features

- NPT tapered hubs
- Suitable for use in concrete

Applications

- Provides access to conductors for pulling, splicing and maintenance

Standard Material

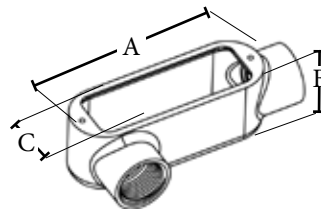
- Malleable iron

Standard Finish

- Zinc plated, aluminum enameled

| Catalog Number | UPC | Size | Wire Size | | Internal Volume (in ³) | Ship Case | Weight/Case | A | B | C |
|----------------|-------|--------|-------------|-----------|------------------------------------|-----------|-------------|-------|------|------|
| | | | Max. Number | Max. Size | | | | | | |
| LR1M | 21340 | 1/2" | --- | --- | 4.5 | 10 | 7 | 4.56 | 1.31 | 2.06 |
| LR2M | 21350 | 3/4" | 3 | 6 AWG | 7.5 | 10 | 9 | 5.31 | 1.62 | 2.23 |
| LR3M | 21360 | 1" | 3 | 4 AWG | 12.5 | 5 | 6 | 6.25 | 1.88 | 2.50 |
| LR4M | 21370 | 1-1/4" | 3 | 2 AWG | 32.3 | 5 | 23 | 8.22 | 2.50 | 3.40 |
| LR5M | 21380 | 1-1/2" | 3 | 1/0 AWG | 35.3 | 10 | 26 | 8.22 | 2.67 | 3.48 |
| LR6M | 21390 | 2" | 3 | 4/0 AWG | 73 | 5 | 26 | 10.48 | 3.29 | 4.07 |
| LR7M | 21400 | 2-1/2" | 3 | 300 MCM | 138 | 1 | 10 | 13.75 | 4.45 | 4.38 |
| LR8M | 21410 | 3" | 3 | 350 MCM | 170 | 1 | 13 | 13.75 | 4.45 | 4.38 |
| LR9M | 21420 | 1/2" | 3 | 350 MCM | 300 | 1 | 22 | 16.75 | 5.80 | 5.63 |
| LR10M | 21430 | 4" | 3 | 350 MCM | 328 | 1 | 24 | 16.75 | 5.80 | 5.63 |

Threaded LR Type - Hot Dip Galvanized



Conforms to finish thickness ASTM
A123/123M
UL 514A and UL 514D
NEMA FB 1
Federal Spec. A-A-50563

Features

- Hot dip galvanized finish provides superior protection against severe environmental factors

Applications

- Provides taps for branch conduit runs
- Enables 90 degree bends in conduit runs

Standard Material

- Malleable iron

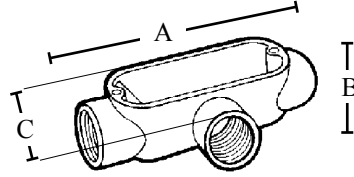
Standard Finish

- Hot dip galvanized

| Catalog Number | UPC | Size | Wire Size | | Internal Volume (in ³) | Ship Case | Weight/Case | A | B | C |
|----------------|-------|--------|-------------|-----------|------------------------------------|-----------|-------------|-------|------|------|
| | | | Max. Number | Max. Size | | | | | | |
| LR1MHDG | 86633 | 1/2" | --- | --- | 4.5 | 10 | 7 | 4.69 | 1.46 | 2.08 |
| LR2MHDG | 86634 | 3/4" | 3 | 6 AWG | 7.5 | 10 | 10 | 5.42 | 1.65 | 2.31 |
| LR3MHDG | 86635 | 1" | 3 | 4 AWG | 12.5 | 5 | 6 | 6.28 | 1.98 | 2.68 |
| LR4MHDG | 86636 | 1-1/4" | 3 | 2 AWG | 32.3 | 5 | 13 | 8.12 | 2.60 | 3.41 |
| LR5MHDG | 86637 | 1-1/2" | 3 | 1/0 AWG | 35.3 | 2 | 6 | 8.15 | 2.80 | 3.45 |
| LR6MHDG | 86638 | 2" | 3 | 4/0 AWG | 73 | 1 | 6 | 10.53 | 3.52 | 4.15 |
| LR7MHDG | 86639 | 2-1/2" | 3 | 300 MCM | 142 | 1 | 10 | 13.76 | 3.98 | 5.86 |
| LR8MHDG | 86640 | 3" | 3 | 350 MCM | 173 | 1 | 13 | 13.82 | 4.65 | 5.92 |
| LR9MHDG | 86641 | 3-1/2" | 3 | 350 MCM | 300 | 1 | 22 | 16.65 | 5.43 | 7.14 |
| LR10MHDG | 86642 | 4" | 3 | 350 MCM | 330 | 1 | 24 | 16.65 | 5.74 | 7.19 |

Rigid Conduit Bodies

Threaded T Type - Malleable Iron



Features

- NPT tapered hubs

Applications

- Provides access to conductors for pulling, splicing and maintenance

Standard Material

- Malleable iron

Standard Finish

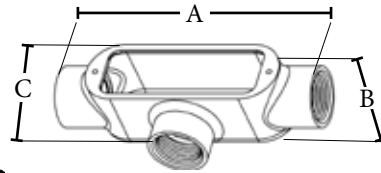
- Zinc plated, aluminum enameled

| Catalog Number | UPC | Size | Wire Size | | Internal Volume (in ³) | Ship Case | Weight/Case | A | B | C |
|----------------|-------|--------|-------------|-----------|------------------------------------|-----------|-------------|--------|--------|-------|
| | | | Max. Number | Max. Size | | | | | | |
| T1M | 21830 | 1/2" | --- | --- | 6 | 10 | 7 | 5.35 | 1.31 | 2.02 |
| T2M | 21840 | 3/4" | 3 | 6 AWG | 9.5 | 10 | 10 | 6.00 | 1.62 | 2.22 |
| T3M | 21850 | 1" | 3 | 4 AWG | 15 | 5 | 16 | 7.06 | 1.88 | 2.56 |
| T4M | 21860 | 1-1/4" | 3 | 2 AWG | 33 | 5 | 28 | 7.25 | 2.50 | 3.50 |
| T5M | 21870 | 1-1/2" | 3 | 1 AWG | 36 | 2 | 29 | 9.25 | 2.67 | 3.50 |
| T6M | 21880 | 2" | 3 | 2/0 AWG | 75 | 1 | 12 | 11.50 | 3.29 | 4.25 |
| T7M | 21890 | 2-1/2" | 3 | 4/0 AWG | 138 | 1 | 12 | 15.00 | 3.9375 | 5.718 |
| T8M | 21900 | 3" | 3 | 4/0 AWG | 170 | 1 | 15 | 15.125 | 4.75 | 8.875 |
| T9M | 21910 | 3-1/2" | 3 | 350 MCM | 300 | 1 | 27 | 18.125 | 5.2031 | 6.812 |
| T10M | 21920 | 4" | 3 | 350 MCM | 328 | 1 | 28 | 18.125 | 5.5625 | 7.203 |

Threaded T Type - Hot Dip Galvanized



Conforms to finish thickness ASTM
A123/123M
UL 514A and UL 514D
NEMA FB 1
Federal Spec. A-A-50563



Features

- Hot dip galvanized finish provides superior protection against severe environmental factors

Applications

- Provides taps for branch conduit runs
- Enables 90 degree bends in conduit runs

Standard Material

- Malleable iron

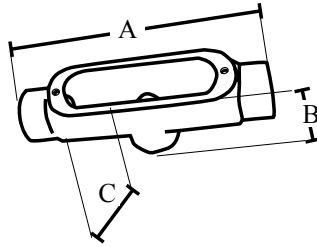
Standard Finish

- Hot dip galvanized

| Catalog Number | UPC | Size | Wire Size | | Internal Volume (in ³) | Ship Case | Weight/Case | A | B | C |
|----------------|-------|--------|-------------|-----------|------------------------------------|-----------|-------------|--------|------|------|
| | | | Max. Number | Max. Size | | | | | | |
| T1MHDG | 86653 | 1/2" | --- | --- | 4 | 10 | 9 | 5.35 | 1.31 | 2.02 |
| T2MHDG | 86654 | 3/4" | 3 | 6 AWG | 7 | 10 | 11 | 6.00 | 1.62 | 2.22 |
| T3MHDG | 86655 | 1" | 3 | 4 AWG | 12 | 5 | 8 | 7.06 | 1.88 | 2.56 |
| T4MHDG | 86656 | 1-1/4" | 3 | 2 AWG | 33 | 5 | 14 | 7.25 | 2.50 | 3.50 |
| T5MHDG | 86657 | 1-1/2" | 3 | 1 AWG | 36 | 2 | 6 | 9.25 | 2.67 | 3.50 |
| T6MHDG | 86658 | 2" | 3 | 2/0 AWG | 76 | 1 | 6 | 11.50 | 3.29 | 4.25 |
| T7MHDG | 86659 | 2-1/2" | 3 | 300 MCM | 146 | 1 | 12 | 15.00 | 3.94 | 5.72 |
| T8MHDG | 86660 | 3" | 3 | 300 MCM | 185 | 1 | 15 | 15.125 | 4.75 | 8.88 |
| T9MHDG | 86661 | 3-1/2" | 3 | 350 MCM | 300 | 1 | 27 | 18.125 | 5.20 | 6.81 |
| T10MHDG | 86662 | 4" | 3 | 350 MCM | 330 | 1 | 28 | 18.125 | 5.56 | 7.20 |

Rigid Conduit Bodies

Threaded TB Type - Malleable Iron



Features

- NPT tapered hubs

Applications

- Provides access to conductors for pulling, splicing and maintenance

Standard Material

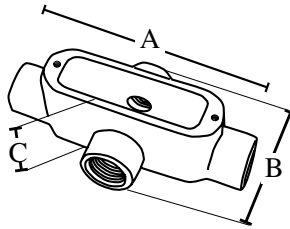
- Malleable iron

Standard Finish

- Zinc plated, aluminum enameled

| Catalog Number | UPC | Size | Wire Size | | Internal Volume (in ³) | Ship Case | Weight/ Case | A | B | C |
|----------------|-------|--------|-------------|-----------|------------------------------------|-----------|--------------|---------|--------|--------|
| | | | Max. Number | Max. Size | | | | | | |
| TB1M | 17545 | 1/2" | --- | --- | 5.6 | 10 | 9 | 5.25 | 1.9375 | 1.9375 |
| TB2M | 17546 | 3/4" | 3 | 6 AWG | 9.5 | 10 | 11 | 6.0625 | 1.5625 | 1.5625 |
| TB3M | 17547 | 1" | 3 | 4 AWG | 15 | 10 | 21 | 7.125 | 1.8125 | 1.8125 |
| TB4M | 17548 | 1-1/4" | 3 | 2 AWG | 33 | 5 | 18 | 9.3125 | 2.4375 | 3.75 |
| TB5M | 17549 | 1-1/2" | 3 | 1 AWG | 36 | 5 | 21 | 9.3125 | 2.4375 | 3.75 |
| TB6M | 17550 | 2" | 3 | 2/0 AWG | 75 | 2 | 14 | 11.8125 | 3.8125 | 4.125 |

Threaded X Type - Malleable Iron



Features

- NPT tapered hubs

Applications

- Provides access to conductors for pulling, splicing and maintenance

Standard Material

- Malleable iron

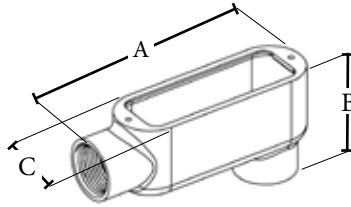
Standard Finish

- Zinc plated, aluminum enameled

| Catalog Number | UPC | Size | Wire Size | | Internal Volume (in ³) | Ship Case | Weight/ Case | A | B | C |
|----------------|-------|--------|-------------|-----------|------------------------------------|-----------|--------------|--------|--------|--------|
| | | | Max. Number | Max. Size | | | | | | |
| X1M | 17551 | 1/2" | --- | --- | 5.6 | 10 | 14 | 5.25 | 2.8125 | 1.75 |
| X2M | 17552 | 3/4" | 3 | 6 AWG | 9.5 | 10 | 18 | 6.0625 | 2.9375 | 2.00 |
| X3M | 17553 | 1" | 3 | 4 AWG | 15 | 10 | 25 | 7.125 | 3.5625 | 2.25 |
| X4M | 17554 | 1-1/4" | 3 | 2 AWG | 33 | 5 | 23 | 9.125 | 4.4375 | 2.5625 |
| X5M | 17555 | 1-1/2" | 3 | 1 AWG | 36 | 5 | 26 | 9.125 | 4.4375 | 2.75 |
| X6M | 17556 | 2" | 3 | 2/0 AWG | 75 | 2 | 17 | 11.75 | 5.375 | 3.4375 |

Rigid Conduit Bodies

LB Type - Form 7



UL 514A and UL 514B
NEMA FB 1, NEMA 3R
Federal Spec. A-A-50563

Features

- NPT tapered hubs
- NEMA FB 1/NEMA 3R raintight when installed with cover and gasket
- Suitable for Class 1 Div.2 hazardous locations when installed according to NEC 2014 501.10(B)(4)

Applications

- Serves as pull outlet for conductors being installed
- Enables 90 degree bends in conduit system
- Provides openings for making splices and taps in conductors
- Connects and changes direction of conduit runs
- Provides access to conductors for maintenance and future system changes

Standard Material

- Gray iron

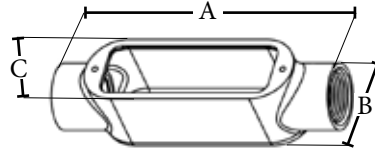
Standard Finish

- Zinc plated
- Ecofriendly finish with superior corrosion resistant coating
- ASTM B117 (200+ HR NaCL spray test)
- Highly resistant to solvents, fuels and acids

| Catalog Number | UPC | Size | Wire Size | | Internal Volume (in ³) | Ship Case | Weight/Case | A | B | C |
|----------------|-------|---------------|-------------|-----------|------------------------------------|-----------|-------------|------|-----|-----|
| | | | Max. Number | Max. Size | | | | | | |
| LB1G7 | 86905 | 1/2" | --- | --- | 3.8 | 10 | 8 | 4.5 | 1.5 | 2.2 |
| LB2G7 | 86906 | 3/4" | 3 | 6 AWG | 5.8 | 10 | 12 | 5.2 | 1.7 | 2.5 |
| LB3G7 | 86907 | 1" | 3 | 4 AWG | 9 | 5 | 9 | 6.2 | 1.8 | 2.9 |
| LB4G7 | 86908 | 1-1/4" | 3 | 2 AWG | 17.8 | 10 | 25 | 6.5 | 2.2 | 3.2 |
| LB5G7 | 86909 | 1-1/2" | 3 | 2 AWG | 24.5 | 10 | 30 | 7.1 | 2.4 | 3.5 |
| LB6G7 | 86910 | 2" | 3 | 1/0 AWG | 45 | 5 | 24 | 8.1 | 3.0 | 4.1 |
| LB7G7 | 86911 | 2-1/2" | 3 | 3/0 AWG | 95.8 | 1 | 8 | 10.7 | 4.3 | 5.3 |
| LB8G7 | 86912 | 3" | 3 | 3/0 AWG | 119 | 1 | 10 | 10.7 | 4.3 | 6.0 |
| LB9G7 | 86913 | 3-1/2" | 3 | 300 MCM | 208 | 1 | 14 | 12.8 | 5.3 | 6.6 |
| LB10G7 | 86914 | 4" | 3 | 300 MCM | 231 | 1 | 17 | 12.8 | 5.3 | 7.1 |

Rigid Conduit Bodies

C Type - Form 7



UL 514A and UL 514B
NEMA FB 1
Federal spec A-A-50563

Features

- NPT tapered hubs
- NEMA FB 1/NEMA 3R raintight when installed with cover and gasket
- Suitable for Class 1 Div.2 hazardous locations when installed according to NEC 2014 501.10(B)(4)

Applications

- Serves as pull outlet for conductors being installed

Standard Material

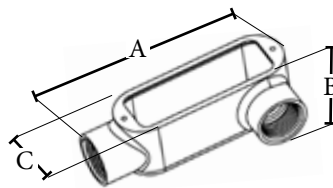
- Gray iron

Standard Finish

- Zinc plated
- Ecofriendly finish with superior corrosion resistant coating
- ASTM B117 (200+ HR NaCl spray test)
- Highly resistant to solvents, fuels and acids

| Catalog Number | UPC | Size | Wire Size | | Internal Volume (in ³) | Ship Case | Weight/Case | A | B | C |
|----------------|-------|--------|-------------|-----------|------------------------------------|-----------|-------------|------|-----|-----|
| | | | Max. Number | Max. Size | | | | | | |
| C1G7 | 86915 | 1/2" | --- | --- | 3.8 | 10 | 8 | 5.3 | 1.5 | 1.4 |
| C2G7 | 86916 | 3/4" | 3 | 6 AWG | 5.8 | 10 | 12 | 6.2 | 1.7 | 1.7 |
| C3G7 | 86917 | 1" | 3 | 4 AWG | 9 | 5 | 9 | 7.3 | 1.8 | 1.9 |
| C4G7 | 86918 | 1-1/4" | 3 | 2 AWG | 17.8 | 10 | 24 | 7.4 | 2.2 | 2.3 |
| C5G7 | 86919 | 1-1/2" | 3 | 2 AWG | 24 | 10 | 29 | 8.2 | 2.4 | 2.6 |
| C6G7 | 86920 | 2" | 3 | 1/0 AWG | 45 | 5 | 23 | 9.1 | 3.0 | 3.1 |
| C7G7 | 86921 | 2-1/2" | 3 | 2/0 AWG | 95.8 | 1 | 8 | 12.4 | 4.3 | 3.7 |
| C8G7 | 86922 | 3" | 3 | 2/0 AWG | 119 | 1 | 10 | 12.4 | 4.3 | 4.4 |

LL Type - Form 7



UL 514A and UL 514B
NEMA FB 1
Federal spec A-A-50563

Features

- NPT tapered hubs
- NEMA FB 1/NEMA 3R raintight when installed with cover and gasket
- Suitable for Class 1 Div.2 hazardous locations when installed according to NEC 2014 501.10(B)(4)

Applications

- Serves as pull outlet for conductors being installed

Standard Material

- Gray iron

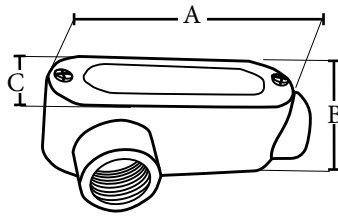
Standard Finish

- Zinc plated
- Ecofriendly finish with superior corrosion resistant coating
- ASTM B117 (200+ HR NaCl spray test)
- Highly resistant to solvents, fuels and acids

| Catalog Number | UPC | Size | Wire Size | | Internal Volume (in ³) | Ship Case | Weight/Case | A | B | C |
|----------------|-------|--------|-------------|-----------|------------------------------------|-----------|-------------|------|-----|-----|
| | | | Max. Number | Max. Size | | | | | | |
| LL1G7 | 86925 | 1/2" | --- | --- | 3.8 | 10 | 8 | 4.5 | 2.3 | 1.4 |
| LL2G7 | 86926 | 3/4" | 3 | 6 AWG | 5.8 | 10 | 12 | 5.2 | 2.5 | 1.7 |
| LL3G7 | 86927 | 1" | 3 | 4 AWG | 9 | 5 | 9 | 6.2 | 2.8 | 1.9 |
| LL4G7 | 86928 | 1-1/4" | 3 | 2 AWG | 17.8 | 10 | 25 | 6.5 | 3.1 | 2.3 |
| LL5G7 | 86929 | 1-1/2" | 3 | 2 AWG | 24 | 10 | 30 | 7.1 | 3.4 | 2.6 |
| LL6G7 | 86930 | 2" | 3 | 1/0 AWG | 45 | 5 | 24 | 8.1 | 4.0 | 3.1 |
| LL7G7 | 86931 | 2-1/2" | 3 | 250 MCM | 95.8 | 1 | 8 | 10.7 | 5.8 | 3.7 |
| LL8G7 | 86932 | 3" | 3 | 250 MCM | 119 | 1 | 10 | 10.7 | 5.8 | 4.4 |
| LL10G7 | 86934 | 4" | 3 | 350 MCM | 231 | 1 | 17 | 12.8 | 7.0 | 5.4 |

Rigid Conduit Bodies

LR Type - Form 7



UL 514A and UL 514B
NEMA FB 1
Federal spec A-A-50563

Features

- NPT tapered hubs
- NEMA FB 1/NEMA 3R raintight when installed with cover and gasket
- Suitable for Class 1 Div.2 hazardous locations when installed according to NEC 2014 501.10(B)(4)

Applications

- Serves as pull outlet for conductors being installed

Standard Material

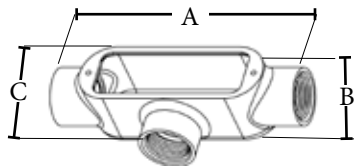
- Gray iron

Standard Finish

- Zinc plated
- Ecofriendly finish with superior corrosion resistant coating
- ASTM B117 (200+ HR NaCl spray test)
- Highly resistant to solvents, fuels and acids

| Catalog Number | UPC | Size | Wire Size | | Internal Volume (in ³) | Ship Case | Weight/Case | A | B | C |
|----------------|-------|---------------|-------------|-----------|------------------------------------|-----------|-------------|------|-----|-----|
| | | | Max. Number | Max. Size | | | | | | |
| LR1G7 | 86945 | 1/2" | --- | --- | 3.8 | 10 | 8 | 4.5 | 2.3 | 1.4 |
| LR2G7 | 86946 | 3/4" | 3 | 6 AWG | 5.8 | 10 | 12 | 5.2 | 2.5 | 1.7 |
| LR3G7 | 86947 | 1" | 3 | 4 AWG | 9 | 5 | 9 | 6.2 | 2.8 | 1.9 |
| LR4G7 | 86948 | 1-1/4" | 3 | 2 AWG | 17.8 | 10 | 25 | 6.5 | 3.1 | 2.3 |
| LR5G7 | 86949 | 1-1/2" | 3 | 2 AWG | 24 | 10 | 30 | 7.1 | 3.4 | 2.6 |
| LR6G7 | 86950 | 2" | 3 | 1/0 AWG | 45 | 5 | 24 | 8.1 | 4.0 | 3.1 |
| LR7G7 | 86951 | 2-1/2" | 3 | 250 MCM | 95.8 | 1 | 8 | 10.7 | 5.8 | 3.7 |
| LR8G7 | 86952 | 3" | 3 | 250 MCM | 119 | 1 | 10 | 10.7 | 5.8 | 4.4 |
| LR10G7 | 86954 | 4" | 3 | 350 MCM | 231 | 1 | 17 | 12.8 | 7.0 | 5.4 |

T Type - Form 7



UL 514A and UL 514B
NEMA FB 1
Federal spec A-A-50563

Features

- NPT tapered hubs
- NEMA FB 1/NEMA 3R raintight when installed with cover and gasket
- Suitable for Class 1 Div.2 hazardous locations when installed according to NEC 2014 501.10(B)(4)

Applications

- Serves as pull outlet for conductors being installed

Standard Material

- Gray iron

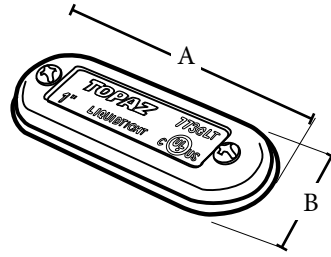
Standard Finish

- Zinc plated
- Ecofriendly finish with superior corrosion resistant coating
- ASTM B117 (200+ HR NaCl spray test)
- Highly resistant to solvents, fuels and acids

| Catalog Number | UPC | Size | Wire Size | | Internal Volume (in ³) | Ship Case | Weight/Case | A | B | C |
|----------------|-------|---------------|-------------|-----------|------------------------------------|-----------|-------------|------|-----|-----|
| | | | Max. Number | Max. Size | | | | | | |
| T1G7 | 86935 | 1/2" | --- | --- | 3.8 | 10 | 8 | 5.3 | 2.5 | 1.8 |
| T2G7 | 86936 | 3/4" | 3 | 6 AWG | 5.8 | 10 | 13 | 6.2 | 2.7 | 2.0 |
| T3G7 | 86937 | 1" | 3 | 4 AWG | 9 | 5 | 9 | 7.3 | 3.0 | 2.3 |
| T4G7 | 86938 | 1-1/4" | 3 | 2 AWG | 17.8 | 10 | 26 | 7.4 | 3.1 | 2.3 |
| T5G7 | 86939 | 1-1/2" | 3 | 2 AWG | 24 | 10 | 32 | 8.2 | 3.4 | 2.6 |
| T6G7 | 86940 | 2" | 3 | 1/0 AWG | 45 | 5 | 25 | 9.1 | 4.0 | 3.1 |
| T7G7 | 86941 | 2-1/2" | 3 | 2/0 AWG | 95.8 | 1 | 8 | 12.4 | 5.8 | 3.7 |
| T8G7 | 86942 | 3" | 3 | 2/0 AWG | 119 | 1 | 11 | 12.4 | 5.8 | 4.4 |
| T10G7 | 86944 | 4" | 3 | 250 MCM | 231 | 1 | 18 | 14.5 | 7.0 | 5.4 |

Conduit Body Cover

Form 7 Liquidtight with Integral Gasket



E195124
UL 514A
NEMA FB 1 NEMA 4X rated
Federal spec A-A-50563

Features

- Domed for extra capacity
- Liquidtight, raintight, oiltight
- Suitable for use in Class I Division 2, Class II Division 1 & 2, Class III Division 1 hazardous locations
- Unique wedge clamp cover design allows easy removal without damaging the conduit body; domed cover design provides additional capacity
- NEMA 4X rated

Applications

- Interchangeable with all major brand Form 7 conduit bodies

Standard Material

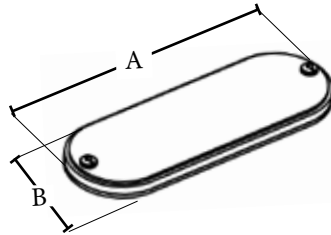
- Gray iron
- Stainless steel screws
- Silicone gasket

Standard Finish

- Environmentally friendly finish with superior corrosion resistant coating
- Exceeds 200 hour salt spray test

| Catalog Number | UPC | Size | Unit Carton | Ship Case | Weight/Case | A | B | Depth |
|----------------|-------|-------------|-------------|-----------|-------------|------|-----|-------|
| 771GLT | 87196 | 1/2" | 10 | 100 | 36 | 3.7 | 1.3 | 0.6 |
| 772GLT | 87197 | 3/4" | 10 | 100 | 38 | 4.3 | 1.6 | 0.5 |
| 773GLT | 87198 | 1" | 5 | 50 | 29 | 5.0 | 1.8 | 0.6 |
| 774GLT | 87199 | 1-1/4" | --- | 25 | 21 | 5.6 | 2.2 | 0.7 |
| 775GLT | 87200 | 1-1/2" | --- | 20 | 21 | 6.1 | 2.4 | 0.7 |
| 776GLT | 87201 | 2" | --- | 20 | 40 | 7.1 | 3.0 | 0.7 |
| 777GLT | 87202 | 2-1/2" - 3" | --- | 10 | 20 | 9.1 | 4.3 | 0.8 |
| 779GLT | 87203 | 3-1/2" - 4" | --- | 10 | 31 | 11.0 | 5.3 | 0.8 |

Steel Conduit Body Cover Form 7 with Integral Gasket



Features

- Domed for extra capacity
- Cover screws help prevent water from entering the conduit body
- Unique wedge clamp cover design allows easy removal without damaging the conduit body
- NEMA 3R

Applications

- Interchangeable with all major brand Form 7 conduit bodies

Standard Material

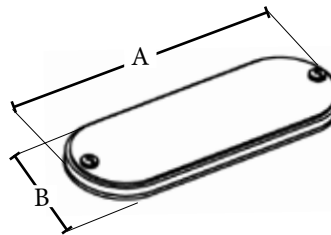
- Steel cover
- Stainless steel screws
- Silicone gasket

Standard Finish

- Zinc plated

| Catalog Number | UPC | Size | Unit Carton | Ship Case | Weight/Case | A | B | Depth |
|----------------|-------|--------------------|-------------|-----------|-------------|------|-----|-------|
| 771S | 86955 | 1/2" | 10 | 100 | 11 | 3.7 | 1.3 | 0.3 |
| 772S | 86956 | 3/4" | 10 | 100 | 15 | 4.3 | 1.6 | 0.3 |
| 773S | 86957 | 1" | 5 | 50 | 10 | 5.0 | 1.8 | 0.3 |
| 774S | 86958 | 1-1/4" | --- | 25 | 7 | 5.6 | 2.2 | 0.3 |
| 775S | 86959 | 1-1/2" | --- | 20 | 6 | 6.1 | 2.3 | 0.3 |
| 776S | 86960 | 2" | --- | 20 | 8 | 7.1 | 3.0 | 0.3 |
| 777S | 86961 | 2-1/2" - 3" | --- | 10 | 9 | 9.1 | 4.3 | 0.5 |
| 779S | 86962 | 3-1/2" - 4" | --- | 10 | 12 | 11.0 | 5.3 | 0.5 |

Iron Conduit Body Cover Form 7 with Integral Gasket



Features

- Domed for extra capacity
- Unique wedge clamp cover design allows easy removal without damaging the conduit body
- NEMA 3R

Applications

- Interchangeable with all major brand Form 7 conduit bodies

Standard Material

- Iron cover
- Stainless steel screws
- Silicone gasket

Standard Finish

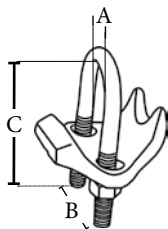
- Zinc plated

| Catalog Number | UPC | Size | Unit Carton | Ship Case | Weight/Case | A | B | Depth |
|----------------|-------|--------------------|-------------|-----------|-------------|------|-----|-------|
| 771G | 86963 | 1/2" | 10 | 100 | 36 | 3.7 | 1.3 | 0.6 |
| 772G | 86964 | 3/4" | 10 | 100 | 38 | 4.3 | 1.6 | 0.5 |
| 773G | 86965 | 1" | 5 | 50 | 29 | 5.0 | 1.8 | 0.6 |
| 774G | 86966 | 1-1/4" | --- | 25 | 21 | 5.6 | 2.2 | 0.7 |
| 775G | 86967 | 1-1/2" | --- | 20 | 21 | 6.1 | 2.4 | 0.7 |
| 776G | 86968 | 2" | --- | 20 | 40 | 7.1 | 3.0 | 0.7 |
| 777G | 86969 | 2-1/2" - 3" | --- | 10 | 20 | 9.1 | 4.3 | 0.8 |
| 779G | 86970 | 3-1/2" - 4" | --- | 10 | 31 | 11.0 | 5.3 | 0.8 |

Right Angle Conduit Support Malleable Iron



E174011
UL 2239
RoHS
NEMA FB1
Federal Spec. A-A-50553



| Catalog Number | UPC | Size | Ship Case | Weight/Case | A | B | C |
|----------------|-------|--------|-----------|-------------|--------|--------|--------|
| 1550 | 52001 | 3/8" | 50 | 25 | .820 | 1.00 | 1.12 |
| 1551 | 52002 | 1/2" | 50 | 40 | 1.00 | 1.25 | 2.50 |
| 1552 | 52003 | 3/4" | 50 | 43 | 1.125 | 1.125 | 2.8125 |
| 1553 | 52004 | 1" | 50 | 48 | 1.375 | 1.375 | 3.0625 |
| 1554 | 52005 | 1-1/4" | 50 | 53 | 1.75 | 1.75 | 3.1875 |
| 1555 | 52006 | 1-1/2" | 50 | 58 | 2.00 | 2.375 | 3.50 |
| 1556 | 52007 | 2" | 50 | 85 | 2.50 | 2.50 | 4.50 |
| 1557 | 52008 | 2-1/2" | 25 | 106 | 3.00 | 3.00 | 4.875 |
| 1558 | 52009 | 3" | 25 | 110 | 3.625 | 3.875 | 5.375 |
| 1559 | 52011 | 3-1/2" | 25 | 128 | 4.0625 | 4.5625 | 5.875 |
| 1559A | 52010 | 4" | 25 | 140 | 4.6875 | 5.0625 | 6.6875 |

Features

- Heavy duty galvanized u-bolt
- Provides a secure connection and tight clamping action capable of withstanding heavy loads

Applications

- Right angle conduit clamps are used to mount EMT or Rigid conduit across or perpendicular to beam, channel or angle supports

Standard Material

- Malleable iron
- Galvanized steel hardware

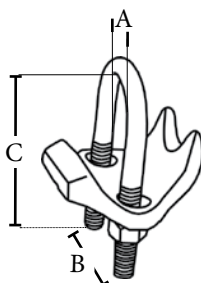
Standard Finish

- Zinc plated

Hot Dip Galvanized



E174011
Conforms to finish thickness
ASTM A123/123M
UL 2239
RoHS
NEMA FB1
Federal Spec. A-A-50553



| Catalog Number | UPC | Size | Ship Case | Weight/Case | A | B | C |
|----------------|-------|--------|-----------|-------------|------|------|------|
| 1551HDG | 86579 | 1/2" | 50 | 20 | .97 | 1.24 | 2.46 |
| 1552HDG | 86580 | 3/4" | 50 | 22 | 1.15 | 1.43 | 2.76 |
| 1553HDG | 86581 | 1" | 50 | 24 | 1.42 | 1.70 | 3.01 |
| 1554HDG | 86582 | 1-1/4" | 50 | 27 | 1.79 | 2.07 | 3.16 |
| 1555HDG | 86583 | 1-1/2" | 50 | 29 | 2.04 | 2.32 | 3.52 |
| 1556HDG | 86584 | 2" | 25 | 22 | 2.49 | 2.83 | 4.39 |
| 1557HDG | 86585 | 2-1/2" | 25 | 27 | 3.06 | 3.39 | 4.75 |
| 1558HDG | 86586 | 3" | 25 | 28 | 3.65 | 3.98 | 5.38 |
| 1559HDG | 86587 | 3-1/2" | 25 | 32 | 4.21 | 4.55 | 5.76 |
| 1559AHDG | 86588 | 4" | 25 | 35 | 4.69 | 5.03 | 6.27 |

Features

- Hot dip galvanized for added durability and corrosion protection
- Provides a secure connection and tight clamping action capable of withstanding heavy load

Applications

- Right angle conduit clamps are used to mount EMT or Rigid conduit across or perpendicular to beam, channel or angle supports

Standard Material

- Malleable iron
- Galvanized steel hardware

Standard Finish

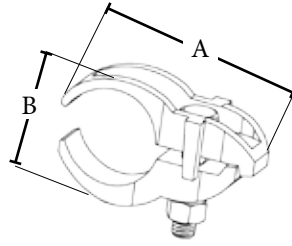
- Hot dip galvanized

Parallel Conduit Support

Malleable Iron



E174011
UL 2239
RoHS
NEMA FBI
Federal Spec. A-A-50553



Features

- Provides a secure connection and tight clamping action capable of withstanding heavy loads

Applications

- Parallel conduit supports are used to mount EMT, Rigid or IMC conduit parallel to a beam, channel or angle support

Standard Material

- Malleable iron
- Galvanized steel hardware

Standard Finish

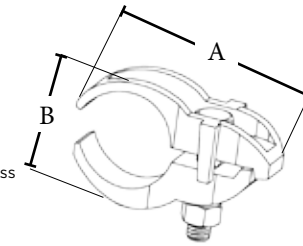
- Zinc plated

| Catalog Number | UPC | Size | Ship Case | Weight/Case | A | B |
|----------------|-------|---------------|-----------|-------------|--------|--------|
| 1560 | 52012 | 3/8" | 50 | 32 | 2.00 | 1.370 |
| 1561 | 52013 | 1/2" | 50 | 58 | 2.875 | 1.4375 |
| 1562 | 52014 | 3/4" | 50 | 64 | 3.0625 | 1.6875 |
| 1563 | 52015 | 1" | 50 | 70 | 3.25 | 2.00 |
| 1564 | 52016 | 1-1/4" | 25 | 72 | 3.625 | 2.125 |
| 1565 | 52017 | 1-1/2" | 25 | 93 | 3.875 | 2.1875 |
| 1566 | 52018 | 2" | 25 | 100 | 4.625 | 2.875 |
| 1567 | 52019 | 2-1/2" | 25 | 135 | 5.25 | 3.25 |
| 1568 | 52020 | 3" | 10 | 155 | 5.875 | 3.875 |
| 1569 | 52021 | 3-1/2" | 10 | 190 | 6.3125 | 4.3125 |
| 1570 | 52022 | 4" | 10 | 205 | 6.8125 | 4.8125 |

Hot Dip Galvanized



E174011
Conforms to finish thickness
ASTM A123/123M
UL 2239
RoHS
NEMA FBI
Federal Spec. A-A-50553



Features

- Hot dip galvanized for added durability and corrosion protection
- Provides a secure connection and tight clamping action capable of withstanding heavy loads

Applications

- Parallel conduit supports are used to mount EMT, Rigid or IMC conduit parallel to a beam, channel or angle support

Standard Material

- Malleable iron
- Galvanized steel hardware

Standard Finish

- Hot dip galvanized

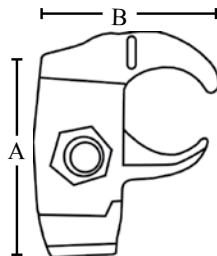
| Catalog Number | UPC | Size | Ship Case | Weight/Case | A | B |
|----------------|-------|---------------|-----------|-------------|------|------|
| 1561HDG | 83233 | 1/2" | 50 | 29 | 2.80 | 1.42 |
| 1562HDG | 83235 | 3/4" | 50 | 32 | 2.99 | 1.47 |
| 1563HDG | 83236 | 1" | 50 | 35 | 3.19 | 1.54 |
| 1564HDG | 86554 | 1-1/4" | 25 | 18 | 3.39 | 2.01 |
| 1565HDG | 86555 | 1-1/2" | 25 | 24 | 3.62 | 2.01 |
| 1566HDG | 86556 | 2" | 25 | 25 | 4.37 | 2.87 |
| 1567HDG | 86557 | 2-1/2" | 10 | 14 | 5.12 | 3.23 |
| 1568HDG | 86558 | 3" | 10 | 16 | 5.79 | 4.06 |
| 1569HDG | 86559 | 3-1/2" | 10 | 19 | 6.26 | 4.53 |
| 1570HDG | 86560 | 4" | 10 | 22 | 6.46 | 4.61 |

Edge Type Conduit Support

Malleable Iron



E174011
UL 2239
RoHS
NEMA FB1
Federal Spec. A-A-50553



Features

- Provides a secure connection and tight clamping action capable of withstanding heavy loads

Applications

- Edge type conduit supports are used to mount EMT or Rigid conduit perpendicular to a beam, channel or angle support

Standard Material

- Malleable iron
- Galvanized steel hardware

Standard Finish

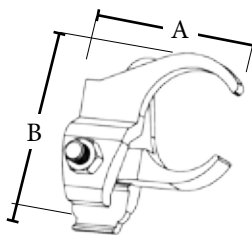
- Zinc plated

| Catalog Number | UPC | Size | Ship Case | Weight/Case | A | B |
|----------------|-------|--------|-----------|-------------|--------|--------|
| 1571 | 52023 | 1/2" | 50 | 34 | 2.8125 | 2.125 |
| 1572 | 52024 | 3/4" | 50 | 36 | 2.9375 | 2.375 |
| 1573 | 52025 | 1" | 25 | 43 | 3.0625 | 2.625 |
| 1574 | 52026 | 1-1/4" | 25 | 23 | 3.0625 | 3.0625 |
| 1575 | 52027 | 1-1/2" | 25 | 29 | 3.9375 | 3.25 |
| 1576 | 52028 | 2" | 25 | 34 | 4.50 | 4.0625 |
| 1577 | 52029 | 2-1/2" | 10 | 19 | 5.125 | 4.625 |
| 1578 | 52030 | 3" | 10 | 23 | 5.75 | 5.25 |

Hot Dip Galvanized



E174011
Conforms to finish thickness
ASTM A123/123M
UL 2239
RoHS
NEMA FB1
Federal Spec. A-A-50553



Features

- Hot dip galvanized for added durability and corrosion protection
- Provides a secure connection and tight clamping action capable of withstanding heavy loads

Applications

- Edge type conduit supports are used to mount EMT or Rigid conduit perpendicular to a beam, channel or angle supports

Standard Material

- Malleable iron
- Galvanized steel hardware

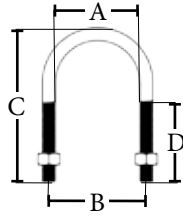
Standard Finish

- Hot dip galvanized

| Catalog Number | UPC | Size | Ship Case | Weight/Case | A | B |
|----------------|-------|--------|-----------|-------------|------|------|
| 1571HDG | 86561 | 1/2" | 50 | 34 | 2.10 | 2.72 |
| 1572HDG | 86562 | 3/4" | 50 | 36 | 2.44 | 3.01 |
| 1573HDG | 86563 | 1" | 50 | 43 | 2.57 | 3.23 |
| 1574HDG | 86564 | 1-1/4" | 25 | 23 | 2.96 | 3.47 |
| 1575HDG | 86565 | 1-1/2" | 25 | 29 | 3.27 | 3.65 |
| 1576HDG | 86566 | 2" | 25 | 34 | 3.85 | 4.36 |
| 1577HDG | 86567 | 2-1/2" | 10 | 19 | 4.40 | 5.05 |
| 1578HDG | 86568 | 3" | 10 | 23 | 5.08 | 5.41 |

U-Bolts

Rigid, EMT & IMC



Features

- For use with Rigid, EMT and IMC conduit
- Engineered to withstand high stress applications

Applications

- Safely run and support conduit in electrical systems

Standard Material

- Steel

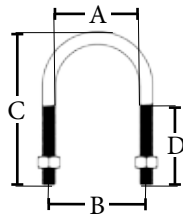
Standard Finish

- Zinc plated

| Catalog Number | UPC | Size | Bolt Size | Unit Carton | Ship Case | Weight/Case | A | B | C | D |
|----------------|-------|--------|-----------|-------------|-----------|-------------|--------|--------|--------|--------|
| 761 | 82541 | 1/2" | 5/16"-18 | 25 | 250 | 13 | 1 | 1.25 | 2.50 | 1.8125 |
| 762 | 82542 | 3/4" | 5/16"-18 | 25 | 250 | 16 | 1.125 | 1.375 | 2.8125 | 1.8125 |
| 763 | 82543 | 1" | 5/16"-18 | 25 | 250 | 16 | 1.375 | 1.625 | 3.0625 | 1.8125 |
| 764 | 82544 | 1-1/4" | 5/16"-18 | 20 | 200 | 16 | 1.75 | 2 | 3.1875 | 1.8125 |
| 765 | 82545 | 1-1/2" | 5/16"-18 | 20 | 200 | 19 | 2 | 2.375 | 3.50 | 1.8125 |
| 766 | 82546 | 2" | 3/8"-16 | 20 | 200 | 31 | 2.50 | 2.50 | 4.50 | 2.625 |
| 767 | 82547 | 2-1/2" | 3/8"-16 | --- | 10 | 31 | 3 | 3.25 | 4.875 | 2.625 |
| 768 | 82548 | 3" | 3/8"-16 | --- | 10 | 38 | 3.625 | 3.875 | 5.375 | 2.625 |
| 769 | 82549 | 3-1/2" | 1/2"-16 | --- | 10 | 41 | 4.0625 | 4.5625 | 5.875 | 2.625 |
| 770 | 82550 | 4" | 1/2"-16 | --- | 10 | 43 | 4.6875 | 5.0625 | 6.6875 | 2.625 |

RMC U-Bolt with Hex Nuts

Hot Dip Galvanized



Features

- For use with EMT/Rigid/IMC
- Heavy duty hex nuts included
- Engineered to withstand high stress applications

Applications

- Safely run and support conduit in electrical systems

Standard Material

- Malleable iron

Standard Finish

- Hot dip galvanized

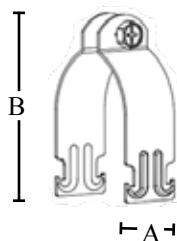
| Catalog Number | UPC | Size | Unit Carton | Ship Case | Weight/Case | A | B | C | D |
|----------------|-------|--------|-------------|-----------|-------------|------|------|------|------|
| 761HDG | 86569 | 1/2" | 25 | 250 | 13 | .97 | 1.24 | 2.46 | 1.50 |
| 762HDG | 86570 | 3/4" | 25 | 250 | 16 | 1.15 | 1.43 | 2.76 | 1.50 |
| 763HDG | 86571 | 1" | 25 | 250 | 16 | 1.42 | 1.70 | 3.01 | 1.50 |
| 764HDG | 86572 | 1-1/4" | --- | 20 | 16 | 1.79 | 2.07 | 3.16 | 1.50 |
| 765HDG | 86573 | 1-1/2" | --- | 20 | 19 | 2.04 | 2.32 | 3.52 | 1.50 |
| 766HDG | 86574 | 2" | --- | 20 | 31 | 2.49 | 2.83 | 4.39 | 1.96 |
| 767HDG | 86575 | 2-1/2" | --- | 20 | 31 | 3.06 | 3.39 | 4.75 | 1.96 |
| 768HDG | 86576 | 3" | --- | 20 | 38 | 3.65 | 3.98 | 5.38 | 1.96 |
| 769HDG | 86577 | 3-1/2" | --- | 20 | 41 | 4.21 | 4.55 | 5.76 | 1.96 |
| 770HDG | 86578 | 4" | --- | 20 | 43 | 4.69 | 5.03 | 6.27 | 1.96 |

Universal Strut Clamps

EMT, IMC and Rigid - One Piece Design



E174011
UL 2239
NEMA FB 1
Federal Spec. A-A-50552



| Catalog Number | UPC | Size | Ship Case | Weight/Case | A | B |
|----------------|-------|--------|-----------|-------------|------|------|
| 2101CS | 87280 | 1/2" | 100 | 10 | 1.24 | 2.23 |
| 2102CS | 87281 | 3/4" | 100 | 12 | 1.24 | 2.42 |
| 2103CS | 87282 | 1" | 100 | 13 | 1.24 | 2.77 |
| 2104CS | 87283 | 1-1/4" | 100 | 15 | 1.24 | 3.09 |
| 2105CS | 87284 | 1-1/2" | 50 | 9 | 1.24 | 3.38 |
| 2106CS | 87285 | 2" | 50 | 10 | 1.24 | 3.77 |
| 2107CS | 87286 | 2-1/2" | 50 | 14 | 1.24 | 4.47 |
| 2108CS | 87287 | 3" | 25 | 16 | 1.24 | 5.08 |
| 2109CS | 87288 | 3-1/2" | 25 | 18 | 1.24 | 5.74 |
| 2110CS | 87289 | 4" | 25 | 19 | 1.24 | 6.30 |

Features

- Strengthening ribs for heavier loads
- For use with EMT/Rigid and IMC conduit
- One piece clean design for easier handling
- Plastic retainer attached for avoiding accidental loss of high strength bolt during installation
- Integral threads on clamp without nut to save installation time

Applications

- Used to secure EMT, IMC, and Rigid conduits

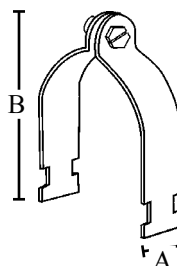
Standard Material

- Steel

Standard Finish

- Zinc plated

EMT and Rigid



| Catalog Number | UPC | Size | Ship Case | Weight/Case | A | B |
|----------------|-------|--------|-----------|-------------|------|------|
| 2101 | 41031 | 1/2" | 100 | 19 | 1.24 | 2.30 |
| 2102 | 41032 | 3/4" | 100 | 21 | 1.24 | 2.46 |
| 2103 | 41033 | 1" | 100 | 23 | 1.24 | 2.68 |
| 2104 | 41034 | 1-1/4" | 100 | 26 | 1.24 | 3.21 |
| 2105 | 41035 | 1-1/2" | 50 | 26 | 1.24 | 3.42 |
| 2106 | 41036 | 2" | 50 | 31 | 1.24 | 4.00 |
| 2107 | 41037 | 2-1/2" | 50 | 32 | 1.24 | 5.00 |
| 2108 | 41038 | 3" | 25 | 18 | 1.24 | 5.55 |
| 2109 | 41039 | 3-1/2" | 25 | 21 | 1.24 | 6.00 |
| 2110 | 41040 | 4" | 25 | 25 | 1.24 | 6.50 |

Features

- For use with EMT/Rigid and IMC conduit
- All screws - 5/16" x 1-1/4" slotted hex head

Applications

- Used to support stationary pipe and tubing lines from strut channel

Standard Material

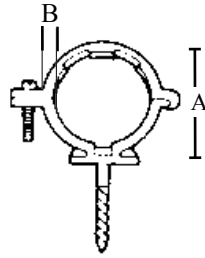

- Steel

Standard Finish

- Zinc plated

Service Entrance Conduit Supports

Aluminum Lag Screw Type



Features

- Accommodates conduit sizes of 2" or 2-1/2"
- Includes lag screw

Applications

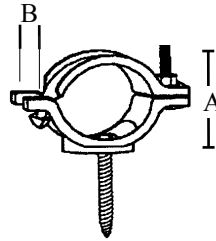
- Affixes conduit to a structure or line pole

Standard Material

- Aluminum

| Catalog Number | UPC | Conduit Size | Lag | Ship Case | Weight/ Case | A | B |
|----------------|-------|---------------|-------|-----------|--------------|-------|------|
| 1000 | 70250 | 2" | 2.375 | 25 | 8 | 2.875 | .875 |
| 1000A | 70251 | 2-1/2" | 2.75 | 25 | 10 | 3.30 | .875 |

Malleable Iron Lag Screw Type



Features

- Accommodates conduit sizes of 2" or 2-1/2"
- Includes lag screw

Applications

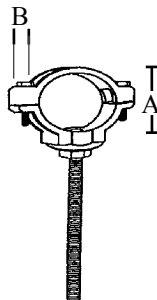
- Affixes conduit to a structure or line pole

Standard Material

- Malleable iron

| Catalog Number | UPC | Conduit Size | Lag | Ship Case | Weight/ Case | A | B |
|----------------|-------|---------------|-------|-----------|--------------|-------|-------|
| 1106 | 19715 | 2" | 2.375 | 25 | 37 | 2.70 | .985 |
| 1107 | 19716 | 2-1/2" | 2.375 | 35 | 87 | 3.295 | 1.080 |

Split Ring



Features

- Accommodates conduit sizes of 2" - 4"
- Includes lag screw

Applications

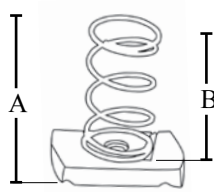
- Affixes conduit to a structure or line pole

Standard Material

- Malleable iron

| Catalog Number | UPC | Conduit Size | Bolt Size | Ship Case | Weight/ Case | A | B |
|----------------|-------|---------------|-----------|-----------|--------------|-------|-------|
| 1097A | 83597 | 2" | 1/2"-10" | 25 | 12 | 2.70 | .985 |
| 1097 | 19711 | 2-1/2" | 1/2"-10" | 25 | 13 | 3.33 | 1.071 |
| 1098 | 19712 | 3" | 5/8"-13" | 10 | 25 | 4.50 | 1.040 |
| 1099 | 19713 | 3-1/2" | 5/8"-13" | 10 | 27 | 5.125 | 1.075 |
| 1100 | 19714 | 4" | 5/8"-13" | 10 | 28 | 5.593 | 1.075 |

Spring Nuts Steel



Features

- Available for rod sizes of 1/4-20, 3/8-16 and 1/2-13
- Grooves create secure fit and improve traction
- Standard size spring

Applications

- Manufactured for slip resistant support of components in strut system
- For use with 1-5/8" strut channel

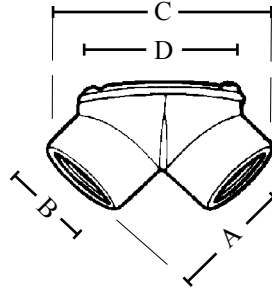
Standard Material

- Zinc plated steel

| Catalog Number | UPC | Rod Size | Ship Case | Weight/Case | A | B |
|----------------|-------|-----------------|-----------|-------------|------|------|
| 2111 | 83691 | 1/4 - 20 | 100 | 7 | 1.50 | 1.30 |
| 2112 | 83692 | 3/8 - 16 | 100 | 10 | 1.77 | 1.35 |
| 2113 | 83693 | 1/2 - 13 | 100 | 12 | 1.77 | 1.35 |

Rigid Pull Elbows with Gasket

Rigid to Rigid



Features

- Rigid to Rigid
- Removable cover facilitates wire pulling
- Neoprene gasket

Applications

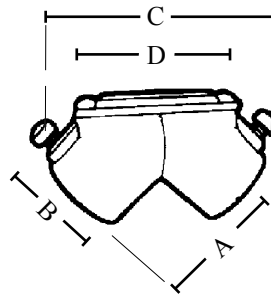
- Indoor or outdoor use (Rigid only)
- Use as a wire pulling elbow to facilitate wire pulling through a sharp bend in a run of threaded Rigid or IMC conduit
- Can be used with EMT indoors only

Standard Material

- Zinc die cast
- Neoprene gasket

| Catalog Number | UPC | Size | Unit Carton | Ship Case | Weight/Case | A | B | C | D |
|----------------|-------|---------------|-------------|-----------|-------------|------|------|------|------|
| 351 | 13510 | 1/2" | 10 | 100 | 28 | 1.31 | 1.09 | 2.50 | 1.78 |
| 352 | 13520 | 3/4" | 5 | 50 | 17 | 1.43 | 1.29 | 2.76 | 2.13 |
| 353 | 13530 | 1" | --- | 25 | 16 | 1.95 | 1.59 | 3.86 | 3.17 |
| 354 | 13540 | 1-1/4" | --- | 20 | 18 | 2.26 | 1.97 | 4.56 | 3.25 |

Rigid and EMT Combo - Threaded Set Screw Type



Features

- Rigid/EMT to Rigid/EMT
- Removable cover facilitates wire pulling
- Neoprene gasket

Applications

- Indoor or outdoor use (Rigid only)
- Use as a wire pulling elbow to facilitate wire pulling through a sharp bend in a run of threaded Rigid or IMC conduit
- Can be used with EMT indoors only

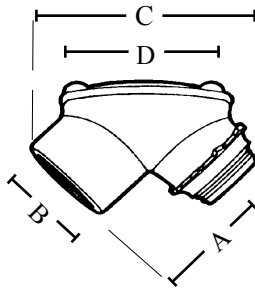
Standard Material

- Zinc die cast
- Neoprene gasket

| Catalog Number | UPC | Size | Unit Carton | Ship Case | Weight/Case | A | B | C | D |
|----------------|-------|---------------|-------------|-----------|-------------|------|------|------|------|
| 351SS | 85030 | 1/2" | 10 | 100 | 28 | 1.31 | 1.09 | 2.50 | 1.78 |
| 352SS | 85031 | 3/4" | 5 | 50 | 17 | 1.43 | 1.29 | 2.76 | 2.13 |
| 353SS | 85032 | 1" | --- | 25 | 16 | 1.95 | 1.59 | 3.86 | 3.17 |
| 354SS | 85033 | 1-1/4" | --- | 20 | 18 | 2.26 | 1.97 | 4.56 | 3.25 |

Rigid Pull Elbows with Gasket

Rigid to Box



Features

- Rigid to box
- Removable cover facilitates wire pulling
- Neoprene gasket

Applications

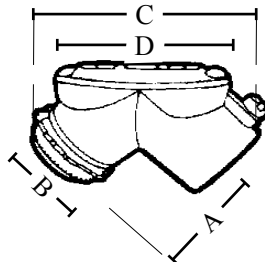
- Indoor or outdoor use (Rigid only)
- Use to connect a run of threaded Rigid or IMC conduit to an outlet box or other metal enclosure
- Can be used with EMT indoors only

Standard Material

- Zinc die cast
- Neoprene gasket

| Catalog Number | UPC | Trade Size | Unit Carton | Ship Case | Weight/Case | A | B | C | D |
|----------------|-------|---------------|-------------|-----------|-------------|------|------|------|------|
| 361 | 85034 | 1/2" | 10 | 100 | 31 | 1.31 | 1.09 | 2.40 | 1.80 |
| 362 | 85035 | 3/4" | 5 | 50 | 18 | 1.47 | 1.29 | 2.66 | 2.14 |
| 363 | 85036 | 1" | --- | 25 | 21 | 2.80 | 1.60 | 3.66 | 3.16 |
| 364 | 85037 | 1-1/4" | --- | 20 | 25 | 3.13 | 1.96 | 5.16 | 3.24 |

Rigid and EMT Combo to Box - Threaded Set Screw Type



Features

- Rigid to box/EMT & Rigid
- Removable cover facilitates wire pulling
- Neoprene gasket

Applications

- Indoor or outdoor use
- Use to connect a run of threaded Rigid or IMC conduit to an outlet box or other metal enclosure
- Can be used with EMT indoors only

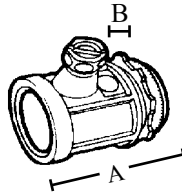
Standard Material

- Zinc die cast
- Neoprene gasket

| Catalog Number | UPC | Size | Unit Carton | Ship Case | Weight/Case | A | B | C | D |
|----------------|-------|---------------|-------------|-----------|-------------|------|------|------|------|
| 361SS | 85034 | 1/2" | 10 | 100 | 31 | 1.31 | 1.09 | 2.40 | 1.80 |
| 362SS | 85035 | 3/4" | 5 | 50 | 18 | 1.47 | 1.29 | 2.66 | 2.14 |
| 363SS | 85036 | 1" | --- | 25 | 21 | 2.80 | 1.60 | 3.66 | 3.16 |
| 364SS | 85037 | 1-1/4" | --- | 20 | 25 | 3.13 | 1.96 | 5.16 | 3.24 |

Rigid Connectors

Set Screw Type - Zinc Die Cast



Features

- Set screw type connector
- Concrete tight when taped
- Assembled with a die cast locknut
- Threadless

Applications

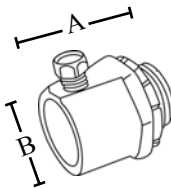
- Use to join Rigid to box or enclosure

Standard Material

- Zinc die cast

| Catalog Number | UPC | Size | Unit Carton | Ship Case | Weight/Case | A | B |
|----------------|-------|------|-------------|-----------|-------------|------|------|
| 671 | 17110 | 1/2" | 50 | 500 | 46 | 1.16 | .400 |
| 672 | 17120 | 3/4" | 25 | 250 | 35 | 1.39 | .400 |

Set Screw Type - Malleable Iron



Features

- Set screw type connector
- Threadless
- Concrete tight
- Assembled with a die cast locknut

Applications

- Indoor use
- Use to join threadless Rigid or IMC conduit to a steel outlet box or other metal enclosure

Standard Material

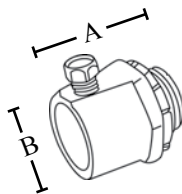
- Malleable iron
- Steel locknut
- Steel hex screw

Standard Finish

- Zinc plated

| Catalog Number | UPC | Size | Unit Carton | Ship Case | Weight/Case | A | B |
|----------------|-------|--------|-------------|-----------|-------------|-------|-------|
| 671S | 17135 | 1/2" | 25 | 250 | 42 | 1.125 | 1.125 |
| 672S | 17136 | 3/4" | 25 | 250 | 22 | 1.25 | 1.375 |
| 673S | 17137 | 1" | 25 | 100 | 27 | 1.50 | 1.625 |
| 674S | 17138 | 1-1/4" | 5 | 50 | 12 | 1.75 | 2.00 |
| 675S | 17139 | 1-1/2" | 5 | 50 | 7 | 1.875 | 2.25 |
| 676S | 17140 | 2" | --- | 20 | 10 | 2.00 | 2.75 |

Set Screw Type With Insulated Throat - Malleable Iron



Features

- Set screw type connector
- Concrete tight when taped
- Assembled with a die cast locknut

Applications

- Use to join Rigid to box or enclosure

Standard Material

- Malleable iron
- Steel locknut
- Steel hex screw

Standard Finish

- Zinc plated

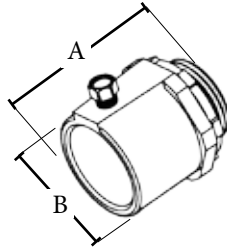
| Catalog Number | UPC | Size | Unit Carton | Ship Case | Weight/Case | A | B |
|----------------|-------|--------|-------------|-----------|-------------|-------|-------|
| 671Si | 17112 | 1/2" | 25 | 250 | 42 | 1.125 | 1.125 |
| 672Si | 17122 | 3/4" | 25 | 250 | 22 | 1.25 | 1.375 |
| 673Si | 17132 | 1" | 25 | 100 | 27 | 1.50 | 1.625 |
| 674Si | 17142 | 1-1/4" | 5 | 50 | 12 | 1.75 | 2.00 |
| 675Si | 17152 | 1-1/2" | 5 | 50 | 7 | 1.875 | 2.25 |
| 676Si | 17162 | 2" | --- | 20 | 10 | 2.00 | 2.75 |

Rigid Connectors

Set Screw Type - Hot Dip Galvanized - Malleable Iron



Conforms to finish thickness
ASTM A 123/123M
UL 514B
RoHS
NEMA FB 1
Federal Spec. A-A-50553



Features

- Hot dip galvanized for added durability and corrosion protection
- Concrete tight when taped

Applications

- Used to join unthreaded Rigid or IMC to box or enclosure

Standard Material

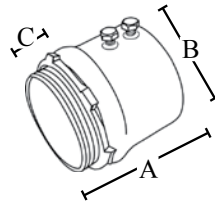
- Malleable iron
- Galvanized steel screw

Standard Finish

- Hot dip galvanized

| Catalog Number | UPC | Size | Unit Carton | Ship Case | Weight/Case | A | B |
|----------------|-------|--------|-------------|-----------|-------------|------|------|
| 671MHDG | 86725 | 1/2" | --- | 25 | 7 | 1.51 | 1.17 |
| 672MHDG | 86726 | 3/4" | --- | 25 | 4 | 1.75 | 1.39 |
| 673MHDG | 86727 | 1" | --- | 25 | 6 | 1.98 | 1.66 |
| 674MHDG | 86728 | 1-1/4" | 5 | 50 | 22 | 2.22 | 2.01 |
| 675MHDG | 86729 | 1-1/2" | 5 | 50 | 28 | 2.44 | 2.25 |
| 676MHDG | 86730 | 2" | --- | 20 | 15 | 2.52 | 2.75 |

Set Screw Type - Steel



Features

- Set screw type connectors
- Concrete tight when taped
- Assembled with a die cast locknut

Applications

- Use to join Rigid or EMT to box or enclosure

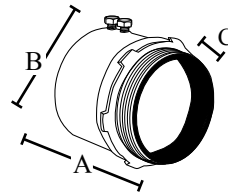
Standard Material

- Steel

| Catalog Number | UPC | Size | Ship Case | Weight/Case | A | B | C |
|----------------|-------|--------|-----------|-------------|------|-------|------|
| 637S* | 16350 | 2-1/2" | 12 | 10 | 3.08 | .920 | 3.27 |
| 638S* | 16360 | 3" | 12 | 12 | 3.37 | 1.050 | 3.91 |
| 639S* | 16370 | 3-1/2" | 10 | 13 | 3.46 | 1.050 | 4.46 |
| 640S* | 16380 | 4" | 6 | 9 | 3.75 | 1.050 | 4.99 |

* EMT and Rigid

Set Screw Type Coupling - Steel



Features

- Set screw type connectors
- Concrete tight when taped
- Assembled with a steel locknut
- With insulated throat

Applications

- Use to join EMT to box or enclosure

Standard Material

- Steel

Standard Finish

- Zinc plated

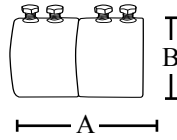
| Catalog Number | UPC | Size | Ship Case | Weight/Case | A | B | C |
|----------------|-------|--------|-----------|-------------|-------|-------|-------|
| 637Si* | 23160 | 2-1/2" | 12 | 17 | 3.813 | 4.188 | .938 |
| 638Si* | 23170 | 3" | 12 | 22 | 3.938 | 4.688 | .938 |
| 639Si* | 23180 | 3-1/2" | 6 | 15 | 4.188 | 5.188 | 1.000 |
| 640Si* | 23190 | 4" | 6 | 17 | 3.75 | 1.050 | 4.99 |

* EMT and Rigid

2 screw

Rigid Couplings

Set Screw Type - Steel



| Catalog Number | UPC | Size | Ship Case | Weight/Case | A | B |
|----------------|-------|--------|-----------|-------------|------|------|
| 647S | 23260 | 2-1/2" | 12 | 19 | 4.25 | 3.19 |
| 648S | 23270 | 3" | 12 | 26 | 4.50 | 3.19 |
| 649S | 23280 | 3-1/2" | 6 | 15 | 4.75 | 4.31 |
| 650S | 23290 | 4" | 6 | 17 | 5.00 | 4.81 |

Features

- Set screw type coupling
- Threadless
- Set screw design ensures secure connection
- Maintains conduit in a fixed position
- Excellent corrosion protection in damp locations

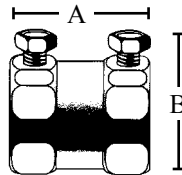
Applications

- Use to join two unthreaded lengths of Rigid conduit or IMC

Standard Material

- Steel

Set Screw Type - Malleable Iron



| Catalog Number | UPC | Size | Unit Carton | Ship Case | Weight/Case | A | B |
|----------------|-------|--------|-------------|-----------|-------------|--------|-------|
| 681S | 17150 | 1/2" | --- | 25 | 7 | 1.50 | 1.125 |
| 682S | 17151 | 3/4" | 25 | 250 | 25 | 1.50 | 1.375 |
| 683S | 17152 | 1" | 25 | 100 | 28 | 1.875 | 1.625 |
| 684S | 17153 | 1-1/4" | 5 | 50 | 15 | 2.1875 | 2.00 |
| 685S | 17154 | 1-1/2" | 4 | 40 | 42 | 2.625 | 2.25 |
| 686S | 17155 | 2" | --- | 20 | 12 | 2.75 | 2.75 |

Features

- Set screw type coupling
- Threadless
- Set screw design ensures secure connection
- Maintains conduit in a fixed position
- Excellent corrosion protection in damp locations

Applications

- Use to join two unthreaded lengths of Rigid conduit or IMC

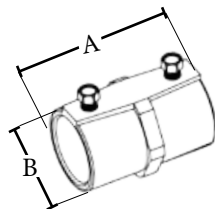
Standard Material

- Malleable iron

Set Screw Type - Hot Dip Galvanized - Malleable Iron



Conforms to finish thickness ASTM A123/123M
UL 514B
RoHS
NEMA FB1
Federal Spec. A-A-50553



| Catalog Number | UPC | Size | Unit Carton | Ship Case | Weight/Case | A | B |
|----------------|-------|--------|-------------|-----------|-------------|------|------|
| 681MHDG | 83222 | 1/2" | --- | 25 | 7 | 1.77 | 1.17 |
| 682MHDG | 83223 | 3/4" | --- | 25 | 10 | 1.96 | 1.39 |
| 683MHDG | 83225 | 1" | --- | 25 | 16 | 2.69 | 1.66 |
| 684MHDG | 83227 | 1-1/4" | 5 | 50 | 42 | 2.73 | 2.01 |
| 685MHDG | 83229 | 1-1/2" | 4 | 40 | 42 | 3.19 | 2.25 |
| 686MHDG | 83231 | 2" | --- | 20 | 28 | 3.40 | 2.75 |

Features

- Set screw type coupling
- Concrete tight when taped
- Hot dip galvanized for added durability and corrosion protection

Applications

- Use to join two unthreaded lengths of Rigid conduit or IMC

Standard Material

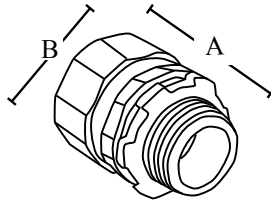
- Malleable iron
- Galvanized steel screw

Standard Finish

- Hot dip galvanized

Rigid Connectors

Compression Type - Steel



Features

- Concrete tight
- Threadless

Applications

- Used to join unthreaded Rigid or IMC conduit to steel outlet box or metal enclosure

Standard Material

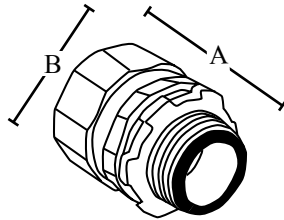
- Steel

Standard Finish

- Zinc plated

| Catalog Number | UPC | Size | Unit Carton | Ship Case | Weight/Case | A | B |
|----------------|-------|---------------|-------------|-----------|-------------|------|------|
| 261 | 12200 | 1/2" | 20 | 200 | 26 | 1.35 | 1.17 |
| 262 | 12210 | 3/4" | 10 | 100 | 20 | 1.48 | 1.43 |
| 263 | 12220 | 1" | 5 | 50 | 18 | 1.58 | 1.75 |
| 264 | 12230 | 1-1/4" | 5 | 50 | 32 | 1.86 | 2.15 |
| 265 | 12240 | 1-1/2" | --- | 12 | 11 | 1.94 | 2.38 |
| 266 | 12250 | 2" | --- | 12 | 14 | 2.49 | 3.38 |

Compression Type with Insulated Throat



Features

- Compression type connector with insulated throat
- Concrete tight
- Threadless

Applications

- Used to join unthreaded Rigid or IMC conduit to steel outlet box or metal enclosure

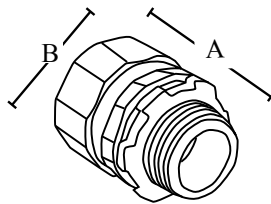
Standard Material

- Steel

| Catalog Number | UPC | Size | Unit Carton | Ship Case | Weight/Case | A | B |
|----------------|-------|---------------|-------------|-----------|-------------|------|------|
| 261i | 12201 | 1/2" | 20 | 200 | 26 | 1.35 | 1.17 |
| 262i | 12211 | 3/4" | 10 | 100 | 20 | 1.48 | 1.43 |
| 263i | 12221 | 1" | 5 | 50 | 18 | 1.58 | 1.75 |
| 264i | 12231 | 1-1/4" | 5 | 50 | 32 | 1.86 | 2.15 |
| 265i | 12241 | 1-1/2" | --- | 12 | 11 | 1.94 | 2.38 |
| 266i | 12251 | 2" | --- | 12 | 14 | 2.49 | 3.38 |

Rigid Connectors

Compression Type - Malleable Iron



Features

- Concrete tight when taped
- Threadless

Applications

- Used to join unthreaded Rigid or IMC conduit to steel outlet box or metal enclosure

Standard Material

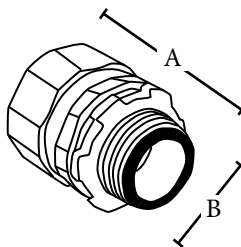
- Malleable iron

Standard Finish

- Zinc plated

| Catalog Number | UPC | Size | Unit Carton | Ship Case | Weight/Case | A | B |
|----------------|-------|---------------|-------------|-----------|-------------|--------|-------|
| 261M | 85534 | 1/2" | 20 | 200 | 13 | 1.50 | 1.50 |
| 262M | 85535 | 3/4" | 10 | 100 | 20 | 1.50 | 1.63 |
| 263M | 85536 | 1" | 5 | 50 | 36 | 1.687 | 2.00 |
| 264M | 85537 | 1-1/4" | 5 | 50 | 64 | 2.00 | 2.38 |
| 265M | 85538 | 1-1/2" | --- | 12 | 92 | 2.0625 | 2.63 |
| 266M | 85539 | 2" | --- | 12 | 117 | 2.25 | 3.31 |
| 267 | 12251 | 2-1/2" | --- | 5 | 14 | 3.00 | 3.75 |
| 268 | 12252 | 3" | --- | 3 | 13 | 3.125 | 4.25 |
| 269 | 12253 | 3-1/2" | --- | 2 | 13 | 3.187 | 4.75 |
| 270 | 12254 | 4" | --- | 2 | 13 | 3.437 | 5.312 |

Compression Type with Insulated Throat



Features

- Compression type
- Concrete tight when taped
- Insulated throat

Applications

- Used to join unthreaded Rigid or IMC conduit to steel outlet box or metal enclosure

Standard Material

- Malleable iron

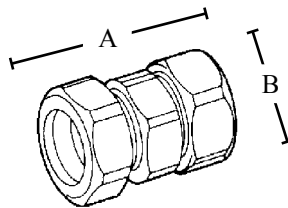
Standard Finish

- Zinc plated

| Catalog Number | UPC | Size | Ship Case | Weight/Case | A | B |
|----------------|-------|---------------|-----------|-------------|-------|-------|
| 267i | 12255 | 2-1/2" | 5 | 14 | 3.00 | 3.75 |
| 268i | 12256 | 3" | 3 | 13 | 3.125 | 4.25 |
| 269i | 12257 | 3-1/2" | 2 | 13 | 3.187 | 4.75 |
| 270i | 12258 | 4" | 2 | 13 | 3.437 | 5.312 |

Rigid Couplings

Compression Type - Steel



Features

- Concrete tight
- Threadless

Applications

- Used to join two lengths unthreaded Rigid or IMC conduit to steel outlet box or metal enclosure

Standard Material

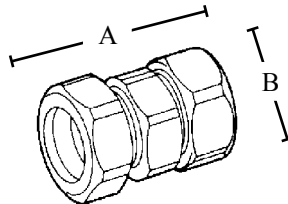
- Steel

Standard Finish

- Zinc plated

| Catalog Number | UPC | Size | Unit Carton | Ship Case | Weight/Case | A | B |
|----------------|-------|--------|-------------|-----------|-------------|------|------|
| 251 | 12140 | 1/2" | 10 | 100 | 16 | 1.74 | 1.17 |
| 252 | 12150 | 3/4" | 10 | 100 | 24 | 1.82 | 1.43 |
| 253 | 12160 | 1" | 5 | 50 | 24 | 1.95 | 1.75 |
| 254 | 12170 | 1-1/4" | 5 | 50 | 43 | 2.65 | 2.15 |
| 255 | 12180 | 1-1/2" | --- | 12 | 15 | 2.70 | 2.37 |
| 256 | 12190 | 2" | --- | 5 | 8 | 2.93 | 3.38 |

Compression Type - Malleable Iron



Features

- Compression type
- Concrete tight
- Threadless

Applications

- Used to join two lengths unthreaded Rigid or IMC conduit to steel outlet box or metal enclosure

Standard Material

- Malleable iron

Standard Finish

- Zinc plated

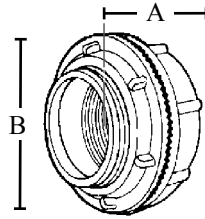
| Catalog Number | UPC | Size | Unit Carton | Ship Case | Weight/Case | A | B |
|----------------|-------|--------|-------------|-----------|-------------|------|------|
| 251M | 85528 | 1/2" | 10 | 100 | 16 | 1.81 | 1.50 |
| 252M | 85529 | 3/4" | 10 | 100 | 24 | 1.87 | 1.62 |
| 253M | 85530 | 1" | 5 | 50 | 48 | 2.18 | 2.00 |
| 254M | 85531 | 1-1/4" | 5 | 50 | 86 | 2.62 | 2.37 |
| 255M | 85532 | 1-1/2" | --- | 12 | 125 | 2.68 | 2.62 |
| 256M | 85533 | 2" | --- | 5 | 160 | 3.00 | 3.31 |
| 257 | 12131 | 2-1/2" | --- | 5 | 260 | 5.75 | 3.93 |
| 258 | 12141 | 3" | --- | 3 | 300 | 5.72 | 4.66 |
| 259 | 12151 | 3-1/2" | --- | 2 | 350 | 6.00 | 5.20 |
| 260 | 12161 | 4" | --- | 2 | 400 | 6.81 | 5.75 |

Rigid Watertight Hubs

Insulated Throat - Zinc Die Cast



E148716
NEMA 2 3R, 4, 4X, 5, 12, 13



Features

- Flame-retardant insulated throat
- Rain, oil, and dust tight
- Oversized locknut prevents damage from vibrations and promotes positive grounding

Applications

- Indoor or outdoor use
- Use to connect Rigid or IMC conduit to a load center or other metal enclosure where a watertight joint is required at knockouts or slip-fit holes

Standard Material

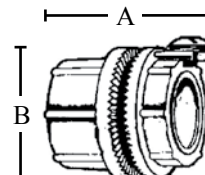
- Zinc die cast

| Catalog Number | UPC | Size | Unit Carton | Ship Case | Weight/Case | A | B |
|----------------|-------|--------|-------------|-----------|-------------|------|------|
| 201 | 11550 | 1/2" | 25 | 250 | 49 | 1.31 | 1.54 |
| 202 | 11560 | 3/4" | 10 | 100 | 29 | 1.37 | 1.73 |
| 203 | 11570 | 1" | 10 | 100 | 42 | 1.59 | 2.04 |
| 204 | 11580 | 1-1/4" | 2 | 20 | 12 | 1.59 | 2.42 |
| 205 | 11590 | 1-1/2" | 2 | 20 | 15 | 1.59 | 2.79 |
| 206 | 11600 | 2" | 2 | 10 | 9 | 1.59 | 3.30 |
| 207 | 11610 | 2-1/2" | --- | 5 | 8 | 2.44 | 3.70 |
| 208 | 11620 | 3" | --- | 5 | 9 | 2.44 | 4.39 |
| 209 | 11630 | 3-1/2" | --- | 5 | 11 | 2.44 | 4.88 |
| 210 | 11640 | 4" | --- | 1 | 3 | 2.44 | 5.50 |

With Bonding Screw - Zinc Die Cast



E195122
NEMA 2 3R, 4, 4X, 5, 12, 13



Features

- Flame-retardant insulated throat
- Rain, oil, and dust tight
- Oversized locknut prevents damage from vibrations and promotes positive grounding

Applications

- Indoor or outdoor use
- Use to connect Rigid or IMC conduit to a load center or other metal enclosure where a watertight joint is required at knockouts or slip-fit holes

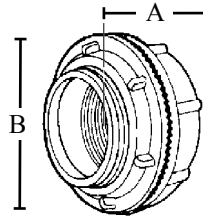
Standard Material

- Zinc die cast

| Catalog Number | UPC | Size | Unit Carton | Ship Case | Weight/Case | A | B |
|----------------|-------|--------|-------------|-----------|-------------|------|------|
| 201B | 11551 | 1/2" | 25 | 250 | 53 | 1.31 | 1.54 |
| 202B | 11561 | 3/4" | 10 | 100 | 30 | 1.37 | 1.73 |
| 203B | 11571 | 1" | 10 | 100 | 43 | 1.59 | 2.04 |
| 204B | 11581 | 1-1/4" | 2 | 20 | 12 | 1.59 | 2.42 |
| 205B | 11591 | 1-1/2" | 2 | 20 | 15 | 1.59 | 2.79 |
| 206B | 11601 | 2" | 2 | 20 | 10 | 1.59 | 3.30 |
| 207B | 11611 | 2-1/2" | --- | 2 | 8 | 2.44 | 3.70 |
| 208B | 11621 | 3" | --- | 2 | 10 | 2.44 | 4.39 |
| 209B | 11631 | 3-1/2" | --- | 1 | 13 | 2.44 | 4.88 |
| 210B | 11641 | 4" | --- | 1 | 15 | 2.44 | 5.50 |

Rigid Watertight Hubs

Insulated Throat - Aluminum



E148716

NEMA 2 3R, 4, 4X, 5, 12, 13

| Catalog Number | UPC | Size | Unit Carton | Ship Case | Weight/Case | A | B |
|----------------|-------|--------|-------------|-----------|-------------|------|------|
| 201AL | 87148 | 1/2" | 25 | 250 | 22 | 1.31 | 1.54 |
| 202AL | 87149 | 3/4" | 10 | 100 | 13 | 1.37 | 1.73 |
| 203AL | 87150 | 1" | 10 | 100 | 18 | 1.59 | 2.04 |
| 204AL | 87151 | 1-1/4" | 2 | 20 | 5 | 1.59 | 2.42 |
| 205AL | 87152 | 1-1/2" | 2 | 20 | 7 | 1.59 | 2.79 |
| 206AL | 87153 | 2" | --- | 10 | 5 | 1.59 | 3.30 |
| 207AL | 87154 | 2-1/2" | --- | 5 | 4 | 2.44 | 3.70 |
| 208AL | 87155 | 3" | --- | 5 | 5 | 2.44 | 4.39 |
| 209AL | 87156 | 3-1/2" | --- | 5 | 5 | 2.44 | 4.88 |
| 210AL | 87157 | 4" | --- | 1 | 2 | 2.44 | 5.50 |

Features

- Flame-retardant insulated throat
- Rain, oil, and dust tight
- Oversized locknut protects against damage from vibration

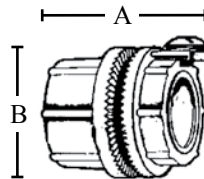
Applications

- Indoor or outdoor use
- Use to connect Rigid or IMC conduit to a load center or other metal enclosure where a watertight joint is required at knockouts or slip-fit holes

Standard Material

- Aluminum

With Bonding Screw



E195122

NEMA 2 3R, 4, 4X, 5, 12, 13

| Catalog Number | UPC | Size | Unit Carton | Ship Case | Weight/Case | A | B |
|----------------|-------|--------|-------------|-----------|-------------|------|------|
| 201BAL | 87158 | 1/2" | 25 | 250 | 23 | 1.31 | 1.54 |
| 202BAL | 87159 | 3/4" | 10 | 100 | 13 | 1.37 | 1.73 |
| 203BAL | 87160 | 1" | 10 | 100 | 19 | 1.59 | 2.04 |
| 204BAL | 87161 | 1-1/4" | 2 | 20 | 6 | 1.59 | 2.42 |
| 205BAL | 87162 | 1-1/2" | --- | 20 | 7 | 1.59 | 2.79 |
| 206BAL | 87163 | 2" | --- | 10 | 6 | 1.59 | 3.30 |
| 207BAL | 87164 | 2-1/2" | --- | 5 | 3 | 2.44 | 3.70 |
| 208BAL | 87165 | 3" | --- | 5 | 5 | 2.44 | 4.39 |
| 209BAL | 87166 | 3-1/2" | --- | 5 | 7 | 2.44 | 4.88 |
| 210BAL | 87167 | 4" | --- | 1 | 2 | 2.44 | 5.50 |

Features

- Flame-retardant insulated throat
- Rain, oil, and dust tight
- Oversized locknut protects against damage from vibrations and promotes positive grounding

Applications

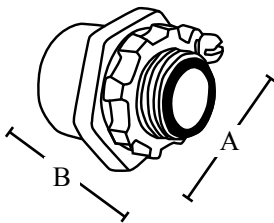
- Indoor or outdoor use
- Use to connect Rigid or IMC conduit to a load center or other metal enclosure where a watertight joint is required at knockouts or slip-fit holes

Standard Material

- Aluminum

Rigid Watertight Hubs

Insulated Throat - Malleable Iron



Features

- Flame-retardant insulated throat
- Male hub thread - NPT
- Female thread for Rigid conduit and IMC-NPT
- Recessed o-ring assures watertight and dust tight connections
- Type NHUB with insulated throat and bonding locknut is suitable for service entrance applications
- RoHS compliant

Applications

- Indoor or outdoor use
- Use to connect Rigid or IMC conduit to a load center or other metal enclosure where a watertight joint is required at knockouts or slip-fit holes

Standard Material

- Malleable iron

Standard Finish

- Zinc plated

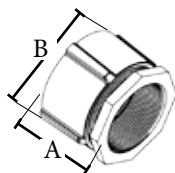
| Catalog Number | UPC | Size | Unit Carton | Ship Case | Weight/Case | A | B |
|----------------|-------|--------|-------------|-----------|-------------|------|------|
| 201M | 11552 | 1/2" | 25 | 250 | 49 | 1.31 | 1.54 |
| 202M | 11562 | 3/4" | 10 | 100 | 29 | 1.37 | 1.73 |
| 203M | 11572 | 1" | 10 | 100 | 29 | 1.59 | 2.04 |
| 204M | 11582 | 1-1/4" | 2 | 20 | 15 | 1.59 | 2.42 |
| 205M | 11592 | 1-1/2" | 2 | 20 | 16 | 1.59 | 2.79 |
| 206M | 11602 | 2" | 2 | 20 | 18 | 1.59 | 3.30 |
| 207M | 11612 | 2-1/2" | --- | 2 | 4 | 2.44 | 3.70 |
| 208M | 11622 | 3" | --- | 2 | 5 | 2.44 | 4.39 |
| 209M | 11623 | 3-1/2" | --- | 5 | 5 | 2.44 | 4.88 |
| 210M | 11632 | 4" | --- | 1 | 6 | 2.44 | 5.50 |
| 210MA | 85555 | 5" | --- | 1 | 3 | 3.50 | 6.80 |
| 210MB | 85556 | 6" | --- | 1 | 6 | 3.59 | 8.18 |

Rigid Couplings

Three Piece Type - Hot Dip Galvanized - Malleable Iron



E148716
 Conforms to finish thickness ASTM A123/123M
 UL 514B
 RoHS
 NEMA FB 1
 Federal Spec. A-A-50553



Features

- For threaded Rigid and IMC conduit
- Hot dip galvanized for superior protection against corrosion

Applications

- Use to join two lengths of threaded conduit or IMC when neither can be rotated

Standard Material

- Malleable iron

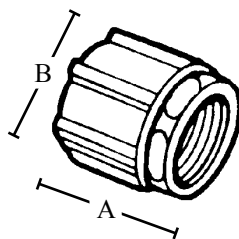
Standard Finish

- Hot dip galvanized

| Catalog Number | UPC | Size | Unit Carton | Ship Case | Weight/Case | A | B |
|----------------|-------|--------|-------------|-----------|-------------|------|------|
| 851HDG | 83190 | 1/2" | 20 | 200 | 24 | 1.36 | 1.31 |
| 852HDG | 83191 | 3/4" | 10 | 100 | 30 | 1.41 | 1.57 |
| 853HDG | 83192 | 1" | 5 | 50 | 23 | 1.62 | 1.87 |
| 854HDG | 83193 | 1-1/4" | 5 | 50 | 55 | 1.83 | 2.28 |
| 855HDG | 83194 | 1-1/2" | 3 | 30 | 44 | 1.94 | 2.59 |
| 856HDG | 83195 | 2" | 2 | 20 | 44 | 2.23 | 3.14 |
| 857HDG | 83197 | 2-1/2" | --- | 10 | 37 | 3.09 | 3.72 |
| 858HDG | 83199 | 3" | --- | 5 | 20 | 3.19 | 4.37 |
| 859HDG | 83201 | 3-1/2" | --- | 5 | 28 | 3.37 | 4.90 |
| 860HDG | 83204 | 4" | --- | 2 | 18 | 3.45 | 5.44 |
| 860AHDG | 83205 | 5" | --- | 1 | 9 | 4.38 | 7.00 |
| 860BHDG | 83206 | 6" | --- | 1 | 11 | 4.38 | 8.25 |

Rigid Couplings

Three Piece Type - Malleable Iron



Features

- For threaded Rigid or IMC conduit

Applications

- Use as a threaded coupling between lengths of threaded Rigid or IMC conduit

Standard Material

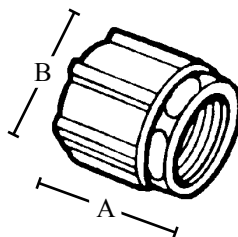
- Malleable iron

Standard Finish

- Zinc plated

| Catalog Number | UPC | Size | Unit Carton | Ship Case | Weight/Case | A | B |
|----------------|-------|--------|-------------|-----------|-------------|------|------|
| 851 | 18630 | 1/2" | 20 | 200 | 40 | 1.43 | 1.36 |
| 852 | 18640 | 3/4" | 10 | 100 | 30 | 1.63 | 1.58 |
| 853 | 18650 | 1" | 5 | 50 | 23 | 1.81 | 1.89 |
| 854 | 18660 | 1-1/4" | 5 | 50 | 55 | 2.19 | 2.38 |
| 855 | 18670 | 1-1/2" | 3 | 30 | 44 | 2.31 | 2.83 |
| 856 | 18680 | 2" | --- | 20 | 44 | 2.44 | 3.29 |
| 857 | 18690 | 2-1/2" | --- | 10 | 37 | 2.52 | 4.03 |
| 858 | 18700 | 3" | --- | 5 | 20 | 2.58 | 4.62 |
| 859 | 18710 | 3-1/2" | --- | 5 | 29 | 2.65 | 5.35 |
| 860 | 18720 | 4" | --- | 2 | 18 | 3.42 | 5.87 |
| 860A | 18722 | 5" | --- | 1 | 12 | 4.38 | 7.00 |
| 860B | 18724 | 6" | --- | 1 | 21 | 4.38 | 8.25 |

Three Piece Type - Steel



Features

- For threaded Rigid or IMC conduit

Applications

- Use as a threaded coupling between lengths of threaded Rigid or IMC conduit

Standard Material

- Steel

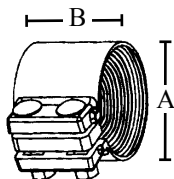
Standard Finish

- Zinc plated

| Catalog Number | UPC | Size | Unit Carton | Ship Case | Weight/Case | A | B |
|----------------|-------|--------|-------------|-----------|-------------|------|------|
| 851S | 18631 | 1/2" | 20 | 200 | 20 | 1.43 | 1.36 |
| 852S | 18641 | 3/4" | 10 | 100 | 30 | 1.63 | 1.58 |
| 853S | 18651 | 1" | 5 | 50 | 46 | 1.81 | 1.89 |
| 854S | 18661 | 1-1/4" | 5 | 50 | 110 | 2.19 | 2.38 |
| 855S | 18671 | 1-1/2" | 3 | 30 | 147 | 2.31 | 2.83 |
| 856S | 18681 | 2" | --- | 20 | 220 | 2.44 | 3.29 |

Rigid Couplings

Slip-On Type - Malleable Iron



Features

- Slip on type
- Neoprene gasket ensures concrete tight seal
- Suitable for use in Class 1, Division 2 areas

Applications

- Use to provide a quick and simple method of joining two pieces of threaded Rigid or IMC conduit when neither can be rotated

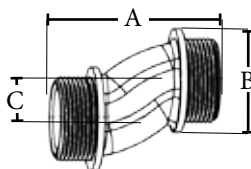
Standard Material

- Malleable iron
- Neoprene gasket

| Catalog Number | UPC | Size | Unit Carton | Ship Case | Weight/Case | A | B |
|----------------|-------|--------|-------------|-----------|-------------|------|------|
| 76 | 70400 | 2" | 5 | 25 | 26 | 1.95 | 3.35 |
| 77 | 70410 | 2-1/2" | 2 | 10 | 23 | 3.25 | 4.75 |
| 78 | 70420 | 3" | 2 | 10 | 30 | 3.25 | 5.50 |
| 79 | 70430 | 3-1/2" | 1 | 5 | 19 | 3.25 | 5.75 |
| 80 | 70440 | 4" | 1 | 5 | 20 | 3.40 | 6.25 |

Rigid Offset Nipples

3/4" Offset - Hot Dip Galvanized - Malleable Iron



Conforms to finish thickness ASTM
A123/123M
UL 514B
RoHS
NEMA FB 1
Federal Spec. A-A-50553

Features

- NPSM thread: Smooth inside surface to facilitate wire pulling free of damage

Applications

- Indoor or outdoor use
- Use as an offset connector between two enclosures
- Offsets the axis of the raceways by 3/4"

Standard Material

- Malleable iron

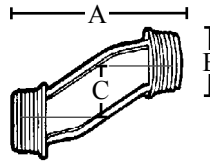
Standard Finish

- Hot dip galvanized

| Catalog Number | UPC | Size | Unit Carton | Ship Case | Weight/Case | A | B | C |
|----------------|-------|--------|-------------|-----------|-------------|------|------|-----|
| 111MHDG | 83207 | 1/2" | 10 | 10 | 25 | 2.81 | 1.02 | .75 |
| 112MHDG | 83208 | 3/4" | 10 | 10 | 35 | 2.75 | 1.25 | .75 |
| 113MHDG | 83209 | 1" | 10 | 10 | 49 | 2.87 | 1.56 | .75 |
| 114MHDG | 83211 | 1-1/4" | 5 | 5 | 17 | 3.13 | 2.00 | .75 |
| 115MHDG | 83213 | 1-1/2" | 5 | 5 | 23 | 3.13 | 2.31 | .75 |
| 116MHDG | 83215 | 2" | 2 | 2 | 13 | 3.06 | 2.76 | .75 |
| 117MHDG | 83217 | 2-1/2" | --- | --- | 6 | 3.97 | 3.26 | .75 |
| 118MHDG | 83219 | 3" | --- | --- | 6 | 4.43 | 3.81 | .75 |
| 119MHDG | 83221 | 3-1/2" | --- | --- | 1 | 4.82 | 4.38 | .75 |
| 119AMHDG | 86724 | 4" | --- | --- | 4 | 5.04 | 4.96 | .75 |

Rigid Offset Nipples

3/4" Offset - Zinc Die Cast



Features

- Enables easier direction change of conduit

Applications

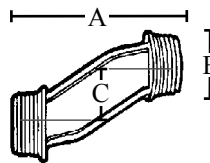
- Indoor or outdoor use
- Use as an offset connector between two enclosures
- Offsets the axis of the raceways by 3/4"

Standard Material

- Zinc die cast

| Catalog Number | UPC | Size | Unit Carton | Ship Case | Weight/Case | A | B | C |
|----------------|-------|--------|-------------|-----------|-------------|-------|-------|------|
| 111 | 10610 | 1/2" | 10 | 100 | 12 | 2.460 | 1.000 | .750 |
| 112 | 10620 | 3/4" | 10 | 100 | 16 | 2.560 | 1.220 | .750 |
| 113 | 10630 | 1" | 10 | 100 | 22 | 2.560 | 1.525 | .750 |
| 114 | 10640 | 1-1/4" | 5 | 50 | 17 | 2.910 | 1.910 | .750 |
| 115 | 10650 | 1-1/2" | 5 | 50 | 23 | 3.080 | 2.125 | .750 |
| 116 | 10660 | 2" | 2 | 20 | 13 | 3.145 | 2.665 | .750 |
| 117 | 10670 | 2-1/2" | --- | 2 | 13 | 3.970 | 3.280 | .750 |
| 118 | 10680 | 3" | --- | 2 | 6 | 4.420 | 3.795 | .750 |

With Insulated Throat



Features

- Insulated throat
- Enables easier direction change of conduit

Applications

- Indoor or outdoor use
- Use as an offset connector between two enclosures
- Offsets the axis of the raceways by 3/4"

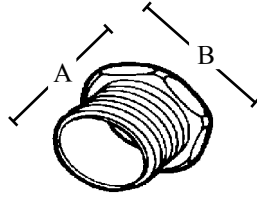
Standard Material

- Zinc die cast

| Catalog Number | UPC | Size | Unit Carton | Ship Case | Weight/Case | A | B | C |
|----------------|-------|--------|-------------|-----------|-------------|-------|-------|------|
| 111i | 10611 | 1/2" | 10 | 100 | 12 | 2.460 | 1.000 | .750 |
| 112i | 10621 | 3/4" | 10 | 100 | 16 | 2.560 | 1.220 | .750 |
| 113i | 10631 | 1" | 10 | 100 | 22 | 2.560 | 1.525 | .750 |
| 114i | 10641 | 1-1/4" | 5 | 50 | 17 | 2.910 | 1.910 | .750 |
| 115i | 10651 | 1-1/2" | 5 | 50 | 23 | 3.080 | 2.125 | .750 |
| 116i | 10661 | 2" | 2 | 20 | 13 | 3.145 | 2.665 | .750 |

Rigid Conduit Nipples

Zinc Die Cast



Features

- Corrosion resistant
- Use with locknuts

Applications

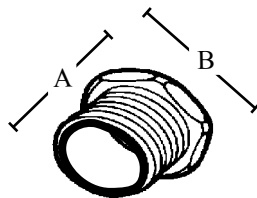
- Serves as a short raceway between enclosures

Standard Material

- Zinc die cast

| Catalog Number | UPC | Size | Unit Carton | Ship Case | Weight/Case | A | B |
|----------------|-------|-------------|-------------|-----------|-------------|------|------|
| 751 | 17860 | 1/2" | 100 | 1000 | 40 | .68 | 1.02 |
| 751A | 17859 | 1/2" x 1" L | --- | 100 | 5 | 1.00 | 1.02 |
| 752 | 17870 | 3/4" | 50 | 500 | 30 | 1.00 | 1.29 |
| 752A | 17851 | 3/4" x 1" L | --- | 50 | 25 | .75 | 1.29 |
| 753 | 17880 | 1" | 25 | 250 | 25 | .87 | 1.53 |
| 754 | 17890 | 1-1/4" | 25 | 250 | 35 | .94 | 1.89 |
| 755 | 17900 | 1-1/2" | 25 | 100 | 20 | .91 | 2.30 |
| 756 | 17910 | 2" | 10 | 40 | 13 | 1.07 | 2.88 |
| 757 | 17920 | 2-1/2" | 10 | 40 | 17 | 1.38 | 3.39 |
| 758 | 17930 | 3" | 10 | 40 | 22 | 1.44 | 4.06 |
| 759 | 17940 | 3-1/2" | 10 | 40 | 27 | 1.47 | 4.61 |
| 760 | 17950 | 4" | 5 | 20 | 14 | 1.47 | 5.15 |

With Insulated Throat



Features

- Corrosion resistant
- Use with locknuts
- Insulated throat protects against abrasion damage

Applications

- Serves as a short raceway between enclosures

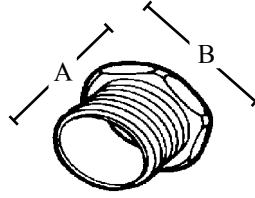
Standard Material

- Zinc die cast

| Catalog Number | UPC | Size | Unit Carton | Ship Case | Weight/Case | A | B |
|----------------|-------|--------|-------------|-----------|-------------|------|------|
| 751i | 17861 | 1/2" | 100 | 1000 | 40 | .68 | 1.02 |
| 752i | 17871 | 3/4" | 50 | 500 | 30 | 1.00 | 1.29 |
| 753i | 17881 | 1" | 25 | 250 | 25 | .87 | 1.53 |
| 754i | 17891 | 1-1/4" | 25 | 250 | 35 | .94 | 1.89 |
| 755i | 17901 | 1-1/2" | 25 | 100 | 20 | .91 | 2.30 |
| 756i | 17911 | 2" | 10 | 40 | 13 | 1.07 | 2.88 |
| 757i | 17921 | 2-1/2" | 10 | 40 | 17 | 1.38 | 3.39 |
| 758i | 17931 | 3" | 10 | 40 | 22 | 1.44 | 4.06 |
| 759i | 17941 | 3-1/2" | 10 | 40 | 27 | 1.47 | 4.61 |
| 760i | 17951 | 4" | 5 | 20 | 14 | 1.47 | 5.15 |

Rigid Conduit Nipples

Malleable Iron



Features

- Threaded NPSM for Rigid conduit and IMC
- Use with locknuts

Applications

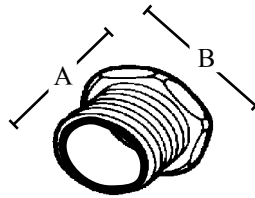
- Serves as a short raceway between enclosures

Standard Material

- Malleable iron

| Catalog Number | UPC | Size | Unit Carton | Ship Case | Weight/Case | A | B |
|----------------|-------|--------|-------------|-----------|-------------|-------|------|
| 751M | 17860 | 1/2" | 100 | 1000 | 5 | .68 | 1.02 |
| 752M | 17870 | 3/4" | 50 | 500 | 7 | .75 | 1.29 |
| 753M | 17880 | 1" | 25 | 250 | 12 | .87 | 1.53 |
| 754M | 17890 | 1-1/4" | 25 | 250 | 15 | .94 | 1.89 |
| 755M | 17900 | 1-1/2" | 25 | 250 | 22 | .91 | 2.30 |
| 756M | 17910 | 2" | 10 | 40 | 35 | 1.07 | 2.88 |
| 757M | 17920 | 2-1/2" | 10 | 40 | 76 | 1.38 | 3.39 |
| 758M | 17930 | 3" | 10 | 40 | 101 | 1.44 | 4.06 |
| 759M | 17940 | 3-1/2" | 10 | 40 | 124 | 1.47 | 4.61 |
| 760M | 17950 | 4" | 5 | 20 | 200 | 1.47 | 5.15 |
| 760A | 17952 | 5" | --- | 1 | 75 | 2.352 | 6.0 |
| 760B | 17953 | 6" | --- | 1 | 65 | 2.180 | 7.0 |

With Insulated Throat



Features

- Threaded NPSM for Rigid conduit and IMC
- Use with locknuts
- Insulated throat protects against abrasion damage

Applications

- Serves as a short raceway between enclosures

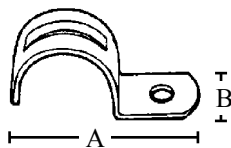
Standard Material

- Malleable iron

| Catalog Number | UPC | Size | Unit Carton | Ship Case | Weight/Case | A | B |
|----------------|-------|--------|-------------|-----------|-------------|------|------|
| 751Mi | 17863 | 1/2" | 100 | 1000 | 7 | .68 | 1.02 |
| 752Mi | 17873 | 3/4" | 50 | 500 | 7 | 1.00 | 1.29 |
| 753Mi | 17883 | 1" | 25 | 250 | 12 | .87 | 1.53 |
| 754Mi | 17893 | 1-1/4" | 25 | 250 | 15 | .94 | 1.89 |
| 755Mi | 17903 | 1-1/2" | 25 | 250 | 22 | .91 | 2.30 |
| 756Mi | 17913 | 2" | 10 | 40 | 35 | 1.07 | 2.88 |
| 757Mi | 17923 | 2-1/2" | 10 | 40 | 76 | 1.38 | 3.39 |
| 758Mi | 17933 | 3" | 10 | 40 | 101 | 1.44 | 4.06 |
| 759Mi | 17943 | 3-1/2" | 10 | 40 | 124 | 1.47 | 4.61 |
| 760Mi | 17953 | 4" | 5 | 20 | 200 | 1.47 | 5.15 |

Rigid Straps

Snap-On Type - One Hole - Steel



| Catalog Number | UPC | Size | Unit Carton | Ship Case | Weight/Case | A | B |
|----------------|-------|--------|-------------|-----------|-------------|-------|-------|
| 531A | 15041 | 1/4" | 100 | 1000 | 20 | 1.51 | .562 |
| 531B | 15045 | 3/8" | 100 | 1000 | 20 | 1.81 | .562 |
| 531 | 15050 | 1/2" | 50 | 500 | 21 | 1.91 | .625 |
| 532 | 15060 | 3/4" | 50 | 500 | 15 | 2.21 | .750 |
| 533 | 15070 | 1" | 25 | 250 | 25 | 2.57 | .875 |
| 534 | 15080 | 1-1/4" | 20 | 200 | 20 | 2.79 | .880 |
| 535 | 15090 | 1-1/2" | 20 | 200 | 32 | 3.69 | .899 |
| 536 | 15100 | 2" | 10 | 100 | 22 | 4.17 | 1.140 |
| 517* | 15670 | 2-1/2" | --- | 50 | 21 | 5.00 | 1.280 |
| 518* | 15680 | 3" | --- | 25 | 13 | 5.55 | 1.280 |
| 519* | 15690 | 3-1/2" | --- | 25 | 18 | 6.37 | 1.280 |
| 520* | 15700 | 4" | --- | 25 | 20 | 6.87 | 1.280 |
| 520A* | 15702 | 5" | --- | 10 | 5 | 9.00 | 1.500 |
| 520B* | 15704 | 6" | --- | 10 | 6 | 10.35 | 1.50 |

* EMT and Rigid

Features

- Inverted rib for strength
- Easy to install

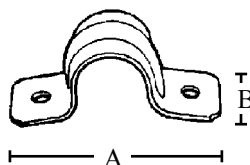
Applications

- Indoor or outdoor use
- Use to secure Rigid or IMC conduit to wood, masonry or where greater load bearing is required

Standard Material

- Steel

Snap-On Type - Two Hole - Steel



| Catalog Number | UPC | Size | Unit Carton | Ship Case | Weight/Case | A | B |
|----------------|-------|--------|-------------|-----------|-------------|-------|------|
| 541A | 15043 | 1/4" | 100 | 1000 | 18 | 2.15 | .562 |
| 541B | 15046 | 3/8" | 100 | 1000 | 18 | 2.20 | .562 |
| 541 | 15150 | 1/2" | 50 | 500 | 13 | 2.43 | .625 |
| 542 | 15160 | 3/4" | 50 | 500 | 16 | 2.81 | .685 |
| 543 | 15170 | 1" | 25 | 250 | 12 | 3.28 | .750 |
| 544 | 15180 | 1-1/4" | 20 | 200 | 13 | 4.02 | .875 |
| 545 | 15190 | 1-1/2" | 10 | 100 | 12 | 4.58 | 1.00 |
| 546 | 15200 | 2" | --- | 50 | 7 | 5.22 | 1.00 |
| 527* | 15010 | 2-1/2" | --- | 25 | 6 | 5.91 | 1.00 |
| 528* | 15020 | 3" | --- | 25 | 7 | 6.71 | 1.00 |
| 529* | 15030 | 3-1/2" | --- | 25 | 8 | 7.51 | 1.00 |
| 530* | 15040 | 4" | --- | 25 | 7 | 8.31 | 1.00 |
| 530A* | 15042 | 5" | --- | 10 | 5 | 10.60 | 1.25 |
| 530B* | 15044 | 6" | --- | 10 | 6 | 11.85 | 1.25 |

* EMT and Rigid

Features

- Greater load bearing capability
- Easy to install

Applications

- Indoor or outdoor use
- Use to secure Rigid or IMC conduit to wood, masonry or where greater load bearing is required

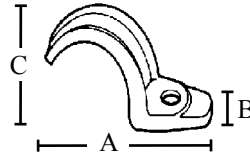
Standard Material

- Steel

Rigid Straps

Snap-On Type - One Hole

Malleable Iron



Features

- Inverted rib for strength

Applications

- Indoor or outdoor use
- Use to secure Rigid or IMC conduit to wood, masonry or similar surfaces where greater load bearing is required
- To be used with clamp back

Standard Material

- Malleable iron

Standard Finish

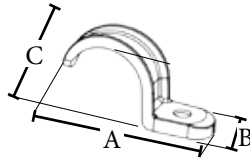
- Zinc plated

| Catalog Number | UPC | Size | Unit Carton | Ship Case | Weight/Case | A | B | C |
|----------------|-------|---------------|-------------|-----------|-------------|--------|---------|------|
| 561 | 15350 | 1/2" | 100 | 1000 | 40 | 2.250 | .660 | .94 |
| 562 | 15360 | 3/4" | 50 | 500 | 25 | 2.560 | .750 | 1.22 |
| 563 | 15370 | 1" | 25 | 250 | 20 | 3.060 | .810 | 1.50 |
| 564 | 15380 | 1-1/4" | 20 | 200 | 20 | 3.690 | .880 | 1.88 |
| 565 | 15390 | 1-1/2" | 10 | 100 | 16 | 4.000 | 1.00 | 2.06 |
| 566 | 15400 | 2" | --- | 25 | 9 | 5.060 | 1.130 | 2.56 |
| 567 | 15410 | 2-1/2" | --- | 25 | 17 | 5.940 | 1.380 | 3.06 |
| 568 | 15420 | 3" | --- | 25 | 25 | 7.440 | 1.630 | 3.81 |
| 569 | 15430 | 3-1/2" | --- | 10 | 15 | 8.190 | 1.810 | 4.38 |
| 570 | 15430 | 4" | --- | 10 | 22 | 8.690 | 2.000 | 5.00 |
| 570A | 15441 | 5" | --- | 10 | 35 | 9.3750 | 2.68750 | 6.00 |
| 570B | 15442 | 6" | --- | 10 | 45 | 10.375 | 3.1250 | 7.00 |

Hot Dip Galvanized



Conforms to finish thickness ASTM A123/123M
UL 2239
NEMA FB 1
Federal Spec. A-A-50553



Features

- Hot dip galvanized for added durability and corrosion protection

Applications

- Use to secure Rigid or IMC conduit to wood, masonry or similar surfaces where greater load bearing is required

Standard Material

- Malleable iron

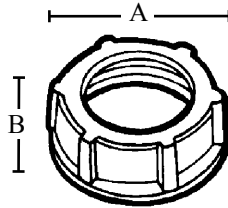
Standard Finish

- Hot dip galvanized

| Catalog Number | UPC | Size | Unit Carton | Ship Case | Weight/Case | A | B | C |
|----------------|-------|---------------|-------------|-----------|-------------|-------|------|------|
| 561HDG | 86589 | 1/4" | 100 | 1000 | 40 | 1.98 | .67 | .97 |
| 562HDG | 86590 | 3/8" | 50 | 500 | 25 | 2.37 | .76 | 1.10 |
| 563HDG | 86591 | 1/2" | 25 | 250 | 20 | 2.90 | .82 | 1.44 |
| 564HDG | 86592 | 3/4" | 20 | 250 | 25 | 3.12 | .82 | 1.77 |
| 565HDG | 86593 | 1" | 10 | 200 | 32 | 3.90 | 1.05 | 2.06 |
| 566HDG | 86594 | 1-1/4" | --- | 100 | 36 | 4.77 | 1.36 | 2.59 |
| 567HDG | 86595 | 1-1/2" | --- | 25 | 17 | 5.45 | 1.36 | 3.05 |
| 568HDG | 86596 | 2" | --- | 25 | 25 | 6.74 | 1.54 | 3.77 |
| 569HDG | 86597 | 2-1/2" | --- | 25 | 38 | 7.72 | 1.91 | 4.24 |
| 570HDG | 86598 | 3" | --- | 10 | 23 | 8.13 | 2.07 | 4.98 |
| 570AHDG | 86599 | 3-1/2" | --- | 10 | 34 | 10.94 | 2.55 | 6.22 |
| 570BHDG | 86600 | 4" | --- | 10 | 40 | 12.71 | 2.91 | 7.45 |

Rigid Conduit Bushings

Zinc Die Cast



Features

- Rounded surface of the bushing prevents damage to wire insulation

Applications

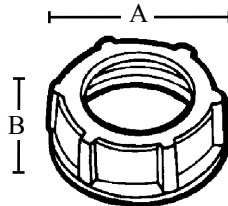
- Indoor or outdoor use
- Use with locknut to terminate threaded Rigid or IMC conduit to an outlet box

Standard Material

- Zinc die cast

| Catalog Number | UPC | Size | Unit Carton | Ship Case | Weight/Case | A | B |
|----------------|-------|--------|-------------|-----------|-------------|-------|-----|
| 301 | 12530 | 1/2" | 100 | 1000 | 30 | 1.053 | .37 |
| 302 | 12540 | 3/4" | 100 | 1000 | 50 | 1.327 | .37 |
| 303 | 12550 | 1" | 50 | 500 | 30 | 1.584 | .47 |
| 304 | 12560 | 1-1/4" | 25 | 250 | 25 | 1.952 | .50 |
| 305 | 12570 | 1-1/2" | 25 | 250 | 38 | 2.201 | .52 |
| 306 | 12580 | 2" | 25 | 100 | 17 | 2.693 | .52 |
| 307 | 12590 | 2-1/2" | 10 | 100 | 36 | 3.235 | .85 |
| 308 | 12600 | 3" | --- | 10 | 5 | 3.855 | .85 |
| 309 | 12610 | 3-1/2" | --- | 10 | 6 | 4.359 | .85 |
| 310 | 12620 | 4" | --- | 10 | 7 | 5.011 | .85 |

Malleable Iron



Features

- Rounded surface of the bushing prevents damage to wire insulation

Applications

- Indoor or outdoor use
- Use with locknut to terminate threaded Rigid or IMC conduit to an outlet box

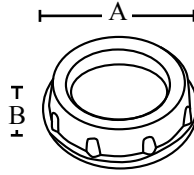
Standard Material

- Malleable iron

| Catalog Number | UPC | Size | Unit Carton | Ship Case | Weight/Case | A | B |
|----------------|-------|--------|-------------|-----------|-------------|-------|------|
| 301M | 12630 | 1/2" | 100 | 1000 | 50 | 1.223 | .48 |
| 302M | 12640 | 3/4" | 50 | 500 | 30 | 1.498 | .49 |
| 303M | 12650 | 1" | 50 | 500 | 24 | 1.818 | .56 |
| 304M | 12660 | 1-1/4" | 25 | 250 | 30 | 2.423 | .61 |
| 305M | 12670 | 1-1/2" | --- | 25 | 22 | 2.512 | .68 |
| 306M | 12680 | 2" | --- | 25 | 35 | 3.053 | .68 |
| 307M | 12690 | 2-1/2" | --- | 15 | 20 | 3.624 | .85 |
| 308M | 12700 | 3" | --- | 10 | 10 | 4.172 | .91 |
| 309M | 12710 | 3-1/2" | --- | 10 | 13 | 4.767 | 1.00 |
| 310M | 12720 | 4" | --- | 10 | 20 | 5.321 | 1.06 |
| 310AM | 12622 | 5" | --- | 10 | 25 | 6.15 | 1.30 |
| 310BM | 12623 | 6" | --- | 10 | 35 | 7.19 | 1.30 |

Rigid Capped Bushings

Steel Cap



Features

- Steel cap is used inside bushing to prevent debris from entering conduit

Applications

- Indoor or outdoor use
- Use with locknut to terminate threaded Rigid or IMC conduit to an outlet box

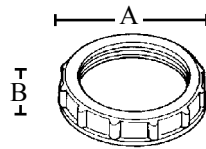
Standard Material

- Zinc die cast with steel cap

| Catalog Number | UPC | Size | Unit Carton | Ship Case | Weight/Case | A | B |
|----------------|-------|---------------|-------------|-----------|-------------|-------|-------|
| 301CB | 12531 | 1/2" | 100 | 1000 | 5 | 1.053 | .37 |
| 302CB | 12541 | 3/4" | 100 | 1000 | 7 | 1.327 | .37 |
| 303CB | 12551 | 1" | 50 | 500 | 11 | 1.584 | .37 |
| 304CB | 12561 | 1-1/4" | 25 | 250 | 17 | 1.952 | .50 |
| 305CB | 12571 | 1-1/2" | 25 | 250 | 21 | 2.201 | .52 |
| 306CB | 12581 | 2" | 25 | 1000 | 34 | 2.693 | .52 |
| 307CB | 12591 | 2-1/2" | 10 | 100 | 48 | 3.235 | .85 |
| 308CB | 12601 | 3" | 10 | 100 | 61 | 3.855 | .85 |
| 309CB | 12611 | 3-1/2" | --- | 10 | 70 | 4.359 | .85 |
| 310CB | 12631 | 4" | --- | 10 | 125 | 5.011 | .85 |
| 310ACB | 12621 | 5" | --- | 10 | 78 | 6.15 | 1.30 |
| 310BCB | 85152 | 6" | --- | 10 | 85 | 7.25 | 1.125 |

Insulating Plastic Bushings

105°C Flame Retardant



Features

- Rated flame retardant to 105°C

Applications

- Indoor or outdoor use
- Use with locknut to terminate threaded Rigid or IMC conduit to an outlet box

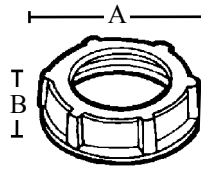
Standard Material

- Thermoplastic

| Catalog Number | UPC | Size | Unit Carton | Ship Case | Weight/Case | A | B |
|----------------|-------|---------------|-------------|-----------|-------------|------|------|
| 831 | 18450 | 1/2" | 100 | 1000 | 6 | 1.06 | .43 |
| 832 | 18460 | 3/4" | 100 | 1000 | 9 | 1.31 | .43 |
| 833 | 18470 | 1" | 50 | 500 | 11 | 1.59 | .48 |
| 834 | 18480 | 1-1/4" | 25 | 250 | 5 | 1.96 | .56 |
| 835 | 18490 | 1-1/2" | 25 | 250 | 7 | 2.18 | .56 |
| 836 | 18500 | 2" | 20 | 200 | 12 | 2.68 | .59 |
| 837 | 18510 | 2-1/2" | --- | 50 | 5 | 3.25 | .72 |
| 838 | 18520 | 3" | --- | 25 | 3 | 3.87 | .75 |
| 839 | 18530 | 3-1/2" | --- | 25 | 5 | 4.37 | .77 |
| 840 | 18540 | 4" | --- | 10 | 7 | 5.00 | .77 |
| 840A | 18550 | 5" | --- | 10 | 3 | 6.25 | 1.00 |
| 840B | 18560 | 6" | --- | 10 | 4 | 7.50 | 1.00 |

Rigid Bushings

Insulated - 105°C Thermoplastic Liner - Zinc



Features

- Liner is rated flame retardant to 105°C

Applications

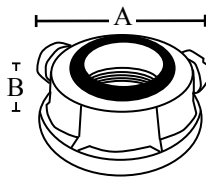
- Indoor or outdoor use
- Use with locknut to terminate Rigid or IMC conduit to an outlet box
- Plastic liner prevents damage to wire insulation

Standard Material

- Zinc
- Plastic insulator

| Catalog Number | UPC | Size | Unit Carton | Ship Case | Weight/Case | A | B |
|----------------|-------|--------|-------------|-----------|-------------|-------|------|
| 311 | 12730 | 1/2" | 100 | 1000 | 30 | 1.053 | .394 |
| 312 | 12740 | 3/4" | 50 | 500 | 20 | 1.327 | .394 |
| 313 | 12750 | 1" | 50 | 500 | 40 | 1.584 | .477 |
| 314 | 12760 | 1-1/4" | 25 | 250 | 25 | 1.952 | .503 |
| 315 | 12770 | 1-1/2" | 25 | 250 | 30 | 2.201 | .522 |
| 316 | 12780 | 2" | --- | 100 | 14 | 2.693 | .564 |
| 317 | 12790 | 2-1/2" | --- | 50 | 20 | 3.235 | .866 |
| 318 | 12800 | 3" | --- | 25 | 12 | 3.855 | .866 |
| 319 | 12810 | 3-1/2" | --- | 25 | 14 | 4.359 | .866 |
| 320 | 12820 | 4" | --- | 10 | 6 | 5.011 | .866 |

Malleable Iron



Features

- Liner is rated flame retardant to 105°C

Applications

- Indoor or outdoor use
- Use with locknut to terminate Rigid or IMC conduit to an outlet box
- Plastic liner prevents damage to wire insulation

Standard Material

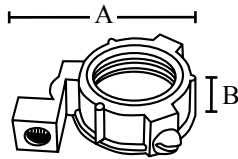
- Malleable iron

Standard Finish

- Zinc plated
- Plastic insulator

| Catalog Number | UPC | Size | Unit Carton | Ship Case | Weight/Case | A | B |
|----------------|-------|--------|-------------|-----------|-------------|-------|-------|
| 311M | 12830 | 1/2" | 100 | 1000 | 20 | 1.223 | .506 |
| 312M | 12840 | 3/4" | 50 | 500 | 20 | 1.498 | .547 |
| 313M | 12850 | 1" | 50 | 500 | 40 | 1.818 | .662 |
| 314M | 12860 | 1-1/4" | 25 | 250 | 43 | 2.423 | .735 |
| 315M | 12870 | 1-1/2" | 25 | 100 | 29 | 2.512 | .808 |
| 316M | 12880 | 2" | 10 | 100 | 30 | 3.053 | .808 |
| 317M | 12890 | 2-1/2" | --- | 50 | 20 | 3.624 | .958 |
| 318M | 12900 | 3" | --- | 25 | 13 | 4.172 | 1.052 |
| 319M | 12910 | 3-1/2" | --- | 25 | 18 | 4.767 | 1.169 |
| 320M | 12920 | 4" | --- | 10 | 10 | 5.321 | 1.178 |
| 320AM | 12922 | 5" | --- | 10 | 25 | 6.15 | 1.30 |
| 320BM | 12924 | 6" | --- | 10 | 35 | 7.19 | 1.30 |

Insulated Metallic Grounding Bushings With Aluminum Lug - 105°C Thermoplastic Liner - Zinc



Features

- Liner is rated flame retardant to 105°C
- UL listed for use with copper or aluminum grounding conductor

Applications

- Indoor or outdoor use
- Use with locknut to terminate service conduit to a cabinet
- Lug provided for bonding jumper to a neutral bus bar

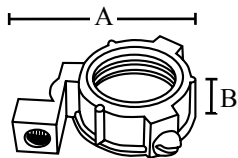
- Round surface of bushing prevents damage to wire insulation
- Plastic liner prevents damage to wire insulation

Standard Material

- Body - Zinc/plastic insulator
- Lug - Aluminum
- Clamping screw - Steel
- Set screws - Steel

| Catalog Number | UPC | Size | Grounding Lug Wire Size | | Unit Carton | Ship Case | Weight/Case | A | B |
|----------------|-------|---------------|-------------------------|--------|-------------|-----------|-------------|------|-----|
| | | | Min. | Max. | | | | | |
| 321 | 12930 | 1/2" | 14 | 4 | 50 | 500 | 25 | 1.25 | .50 |
| 322 | 12940 | 3/4" | 14 | 4 | 50 | 500 | 35 | 1.50 | .50 |
| 323 | 12950 | 1" | 14 | 4 | 25 | 250 | 30 | 1.75 | .56 |
| 324 | 12960 | 1-1/4" | 14 | 4 | 20 | 200 | 34 | 2.12 | .62 |
| 325 | 12970 | 1-1/2" | 14 | 2 | 10 | 100 | 20 | 2.37 | .75 |
| 326 | 12980 | 2" | 14 | 2 | 10 | 100 | 35 | 2.81 | .75 |
| 327 | 12990 | 2-1/2" | 14 | 1/0 | --- | 50 | 25 | 3.62 | .93 |
| 328 | 13000 | 3" | 14 | 1/0 | --- | 10 | 6 | 4.18 | .93 |
| 329 | 13010 | 3-1/2" | 14 | 2/0 | --- | 10 | 7 | 4.68 | .93 |
| 330 | 13020 | 4" | 6 | 250MCM | --- | 10 | 8 | 5.25 | .93 |

Malleable Iron



Features

- Liner is rated flame retardant to 105°C
- UL listed for use with copper or aluminum grounding conductor

Applications

- Indoor or outdoor use (aluminum lug)
- Use with locknut to terminate service conduit to a cabinet
- Lug provided for bonding jumper to a neutral bus bar

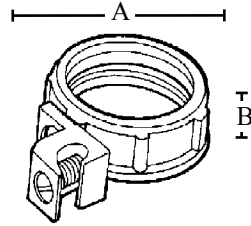
- Round surface of bushing prevents damage to wire insulation
- Plastic liner prevents damage to wire insulation

Standard Material

- Body - Malleable iron
- Plastic insulator
- Lug - Aluminum
- Clamping screw - Steel
- Set screws - Steel

| Catalog Number | UPC | Size | Grounding Lug Wire Size | | Unit Carton | Ship Case | Weight/Case | A | B |
|----------------|-------|---------------|-------------------------|--------|-------------|-----------|-------------|------|-------|
| | | | Min. | Max. | | | | | |
| 321M | 13030 | 1/2" | 14 | 4 | 50 | 500 | 25 | 1.25 | .50 |
| 322M | 13040 | 3/4" | 14 | 4 | 50 | 500 | 30 | 1.48 | .54 |
| 323M | 13050 | 1" | 14 | 4 | 25 | 250 | 23 | 1.80 | .65 |
| 324M | 13060 | 1-1/4" | 14 | 4 | 20 | 200 | 34 | 2.40 | .73 |
| 325M | 13070 | 1-1/2" | 14 | 2 | 25 | 250 | 53 | 2.50 | .80 |
| 326M | 13080 | 2" | 14 | 2 | 25 | 250 | 78 | 3.03 | .80 |
| 327M | 13090 | 2-1/2" | 14 | 1/0 | --- | 10 | 4 | 3.60 | .95 |
| 328M | 13100 | 3" | 14 | 1/0 | --- | 10 | 5 | 4.16 | 1.03 |
| 329M | 13110 | 3-1/2" | 14 | 2/0 | --- | 10 | 15 | 4.75 | 1.15 |
| 330M | 13120 | 4" | 14 | 2/0 | --- | 10 | 20 | 5.30 | 1.17 |
| 330AM | 13122 | 5" | 6 | 250MCM | --- | 10 | 25 | 6.15 | 1.130 |
| 330BM | 13124 | 6" | 6 | 250MCM | --- | 10 | 35 | 7.19 | 1.130 |

Insulated Metallic Grounding Bushings With Aluminum Lay-In Lug - Malleable Iron



Features

- Liner is rated flame retardant to 105°C
- UL listed for use with copper or aluminum grounding conductor

Applications

- Indoor or outdoor use (aluminum lug)
- Use with locknut to terminate service conduit to a cabinet
- Lug provided for bonding jumper to a neutral bus bar
- Round surface of bushing prevents damage to wire insulation
- Plastic liner prevents damage to wire insulation

Standard Material

- Body - Malleable iron
- Plastic insulator
- Lug - Aluminum
- Clamping screw - Steel
- Set screws - Steel

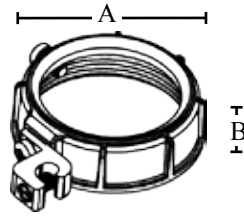
Standard Finish

- Body - Zinc plated

| Catalog Number | UPC | Size | Grounding Lug Wire Size | | Unit Carton | Ship Case | Weight/Case | A | B |
|----------------|-------|---------------|-------------------------|---------|-------------|-----------|-------------|------|------|
| | | | Min. | Max. | | | | | |
| 331M | 13300 | 1/2" | 14 | 4 | 50 | 500 | 45 | 1.08 | .57 |
| 332M | 13310 | 3/4" | 14 | 4 | 50 | 500 | 50 | 1.31 | .57 |
| 333M | 13320 | 1" | 14 | 4 | 25 | 250 | 40 | 1.61 | .65 |
| 334M | 13330 | 1-1/4" | 14 | 4 | 20 | 200 | 35 | 1.91 | .71 |
| 334AM | 13340 | 1-1/4" | 14 | 1/0 | 20 | 200 | 35 | 1.91 | .71 |
| 335M | 13350 | 1-1/2" | 14 | 4 | 10 | 100 | 25 | 2.16 | .73 |
| 335AM | 13360 | 1-1/2" | 14 | 1/0 | 10 | 100 | 25 | 2.16 | .73 |
| 336M | 13370 | 2" | 14 | 4 | 10 | 100 | 30 | 2.72 | .73 |
| 336AM | 13380 | 2" | 14 | 1/0 | 10 | 100 | 30 | 2.72 | .73 |
| 337M | 13390 | 2-1/2" | 14 | 1/0 | --- | 50 | 25 | 3.23 | .94 |
| 337AM | 13400 | 2-1/2" | 6 | 250 MCM | --- | 50 | 25 | 3.23 | .94 |
| 338M | 13410 | 3" | 14 | 1/0 | --- | 25 | 18 | 3.88 | .94 |
| 338AM | 13420 | 3" | 6 | 250 MCM | --- | 25 | 18 | 3.88 | .94 |
| 339M | 13430 | 3-1/2" | 14 | 1/0 | --- | 10 | 20 | 4.43 | .94 |
| 339AM | 13440 | 3-1/2" | 6 | 250 MCM | --- | 10 | 20 | 4.43 | .94 |
| 340M | 13450 | 4" | 14 | 1/0 | --- | 10 | 25 | 4.89 | .94 |
| 340AM | 13460 | 4" | 6 | 250 MCM | --- | 10 | 25 | 4.89 | .94 |
| 340ALM | 13462 | 5" | 6 | 250 MCM | --- | 10 | 25 | 6.10 | 1.14 |
| 340BLM | 13463 | 6" | 6 | 250 MCM | --- | 10 | 35 | 7.15 | 1.14 |

Insulated Metallic Grounding Bushings

With Aluminum Lay-In Lug - Hot Dip Galvanized Malleable Iron



E195122

Conforms to finish thickness ASTM
A123/123M
UL 514B and UL 467
RoHS
NEMA FB 1
Federal Spec. A-A-50553

Features

- Hot dip galvanized for superior protection against corrosion
- Tin plated aluminum alloy 6061-T6 rated for AL and CU conductor
- Liner is rated flame retardant to 105°C
- UL listed for use with copper or aluminum grounding conductor

Applications

- Use to provide a means of grounding Rigid or IMC conduit
- Indoor or outdoor use (aluminum lug)
- Use with locknut to terminate service conduit to a cabinet
- Lug provided for bonding jumper to a neutral bus bar
- Round surface of bushing prevents damage to wire insulation
- Plastic liner prevents damage to wire insulation

Standard Material

- Body - Malleable iron
- Plastic insulator
- Lug - Aluminum
- Clamping screw - Steel
- Set screws - Steel

Standard Finish

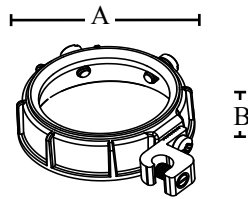
- Hot dip galvanized

| Catalog Number | UPC | Size | Grounding Lug Wire Size | | Unit Carton | Ship Case | Weight/Case | A | B |
|------------------|-------|---------------|-------------------------|---------|-------------|-----------|-------------|------|------|
| | | | Min. | Max. | | | | | |
| 331MHDG | 86684 | 1/2" | 14 | 4 | 50 | 500 | 45 | 1.08 | .57 |
| 332MHDG | 86685 | 3/4" | 14 | 4 | 50 | 500 | 50 | 1.31 | .57 |
| 333MHDG | 86686 | 1" | 14 | 4 | 25 | 250 | 32 | 1.61 | .65 |
| 334MHDG | 86688 | 1-1/4" | 14 | 4 | 20 | 200 | 36 | 1.91 | .71 |
| 335MHDG | 86690 | 1-1/2" | 14 | 4 | 10 | 100 | 25 | 2.16 | .73 |
| 336MHDG | 86692 | 2" | 14 | 4 | 10 | 100 | 30 | 2.72 | .73 |
| 337MHDG | 86693 | 2-1/2" | 14 | 1/0 | 5 | 50 | 25 | 3.23 | .94 |
| 338MHDG | 86695 | 3" | 14 | 1/0 | --- | 25 | 18 | 3.88 | .94 |
| 339MHDG | 86697 | 3-1/2" | 14 | 1/0 | --- | 10 | 20 | 4.43 | .94 |
| 340MHDG | 86699 | 4" | 14 | 1/0 | --- | 10 | 24 | 4.89 | .94 |
| 340ALMHDG | 86701 | 5" | 6 | 250 MCM | --- | 10 | 27 | 6.10 | 1.14 |
| 340BLMHDG | 86702 | 6" | 6 | 250 MCM | --- | 10 | 32 | 7.15 | 1.14 |

Insulated Metallic Grounding Bushings

With Aluminum Lay-In Lug - Threadless Set Screw Type

Malleable Iron



Features

- Liner is rated flame retardant to 105°C
- Set-screws allowing the fitting to lock bushing in any desired position
- For use on threaded or threadless Rigid conduit or IMC

Applications

- Indoor or outdoor use (lay-in lug)
- Use with locknut to terminate service conduit to a cabinet
- Lug provided for bonding jumper to a neutral bus bar
- Round surface of bushing prevents damage to wire insulation
- Plastic liner prevents damage to wire insulation

Standard Material

- Body - Malleable iron
- Plastic insulator
- Lug - Aluminum
- Clamping screw - Steel
- Set screws - Steel

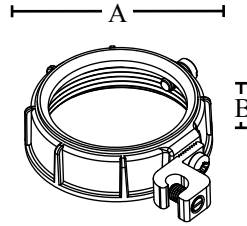
Standard Finish

- Body - Zinc plated

| Catalog Number | UPC | Size | Grounding Lug Wire Size | | Unit Carton | Ship Case | Weight/Case | | |
|----------------|-------|---------------|-------------------------|---------|-------------|-----------|-------------|------|------|
| | | | Min. | Max. | | | | A | B |
| 331MSS | 13321 | 1/2" | 14 | 4 | 50 | 500 | 25 | 1.08 | .57 |
| 332MSS | 13331 | 3/4" | 14 | 4 | 50 | 500 | 30 | 1.31 | .57 |
| 333MSS | 13341 | 1" | 14 | 4 | 25 | 250 | 23 | 1.61 | .65 |
| 334MSS | 13351 | 1-1/4" | 14 | 4 | 20 | 200 | 30 | 1.91 | .71 |
| 335MSS | 13361 | 1-1/2" | 14 | 4 | 10 | 100 | 25 | 2.16 | .73 |
| 336MSS | 13371 | 2" | 14 | 4 | 10 | 100 | 30 | 2.72 | .73 |
| 337MSS | 13391 | 2-1/2" | 14 | 1/0 | 5 | 50 | 38 | 3.23 | .94 |
| 338MSS | 13411 | 3" | 14 | 1/0 | --- | 25 | 35 | 3.88 | .94 |
| 339MSS | 13431 | 3-1/2" | 14 | 1/0 | --- | 10 | 15 | 4.43 | .94 |
| 340MSS | 13451 | 4" | 14 | 1/0 | --- | 10 | 20 | 4.89 | .94 |
| 340AMSS | 13461 | 5" | 6 | 250 MCM | --- | 10 | 25 | 6.10 | 1.14 |
| 340BMSS | 13471 | 6" | 6 | 250 MCM | --- | 10 | 35 | 7.15 | 1.14 |

Insulated Metallic Grounding Bushings

With Aluminum Lay-In Lug - Zinc Die Cast



Features

- Tin plated aluminum alloy 6061-T6 rated for AL and CU conductor
- Liner is rated flame retardant to 105°C
- UL listed for use with copper or aluminum grounding conductor

Applications

- Use to provide a means of grounding Rigid or IMC conduit
- Indoor or outdoor use (lay-in lug)
- Use with locknut to terminate service conduit to a cabinet
- Lug provided for bonding jumper to a neutral bus bar
- Round surface of bushing prevents damage to wire insulation
- Plastic liner prevents damage to wire insulation

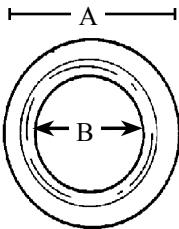
Standard Material

- Body - Zinc die cast
- Plastic insulator
- Lug - Aluminum
- Clamping screw - Steel
- Set screws - Steel

| Catalog Number | UPC | Size | Grounding Lug Wire Size | | Unit Carton | Ship Case | Weight/Case | A | B |
|----------------|-------|---------------|-------------------------|---------|-------------|-----------|-------------|------|-----|
| | | | Min. | Max. | | | | | |
| 331 | 13130 | 1/2" | 14 | 4 | 50 | 500 | 30 | 1.04 | .38 |
| 332 | 13140 | 3/4" | 14 | 4 | 50 | 500 | 35 | 1.26 | .41 |
| 333 | 13150 | 1" | 14 | 4 | 25 | 250 | 23 | 1.53 | .50 |
| 334 | 13160 | 1-1/4" | 14 | 4 | 20 | 200 | 26 | 1.86 | .53 |
| 334A | 13170 | 1-1/4" | 14 | 1/0 | 20 | 200 | 26 | 1.86 | .53 |
| 335 | 13180 | 1-1/2" | 14 | 4 | 10 | 100 | 16 | 2.13 | .56 |
| 335A | 13190 | 1-1/2" | 14 | 1/0 | 10 | 100 | 16 | 2.13 | .56 |
| 336 | 13200 | 2" | 14 | 4 | 10 | 100 | 21 | 2.60 | .66 |
| 336A | 13210 | 2" | 14 | 1/0 | 10 | 100 | 21 | 2.60 | .66 |
| 337 | 13220 | 2-1/2" | 14 | 1/0 | --- | 50 | 20 | 3.15 | .75 |
| 337A | 13230 | 2-1/2" | 6 | 250 MCM | --- | 50 | 20 | 3.15 | .75 |
| 338 | 13240 | 3" | 14 | 1/0 | --- | 50 | 29 | 3.76 | .75 |
| 338A | 13250 | 3" | 6 | 250 MCM | --- | 50 | 29 | 3.76 | .75 |
| 339 | 13260 | 3-1/2" | 14 | 1/0 | --- | 10 | 15 | 4.27 | .75 |
| 339A | 13270 | 3-1/2" | 6 | 250 MCM | --- | 10 | 15 | 4.27 | .75 |
| 340 | 13280 | 4" | 14 | 1/0 | --- | 10 | 20 | 4.76 | .75 |
| 340A | 13290 | 4" | 6 | 250 MCM | --- | 10 | 20 | 4.76 | .75 |

Reducing Washers

Steel



Features

- Sizes available for every application

Applications

- To be used in pairs to reduce the size of knockout holes

Standard Material

- Steel

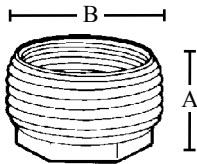
Standard Finish

- Zinc plated

| Catalog Number | UPC | Size | Unit Carton | Ship Case | Weight/Case | A | B |
|----------------|-------|-----------------|-------------|-----------|-------------|-------|-------|
| 900 | 19050 | 3/4" x 1/2" | 100 | 1000 | 2 | 1.420 | 1.40 |
| 901 | 19060 | 1" x 1/2" | 100 | 1000 | 2 | 1.710 | 1.40 |
| 902 | 19070 | 1" x 3/4" | 100 | 1000 | 2 | 1.710 | 1.62 |
| 903 | 19080 | 1-1/4" x 1/2" | 50 | 500 | 2 | 2.080 | 1.62 |
| 904 | 19090 | 1-1/4" x 3/4" | 50 | 500 | 2 | 2.080 | 1.62 |
| 905 | 19100 | 1-1/4" x 1" | 50 | 500 | 1 | 2.080 | 1.62 |
| 906 | 19110 | 1-1/2" x 1/2" | 50 | 500 | 2 | 2.635 | 1.62 |
| 907 | 19120 | 1-1/2" x 3/4" | 50 | 500 | 4 | 2.635 | 1.62 |
| 908 | 19130 | 1-1/2" x 1" | 50 | 500 | 4 | 2.635 | 1.62 |
| 909 | 19140 | 1-1/2" x 1-1/4" | 50 | 500 | 2 | 2.635 | 1.62 |
| 910 | 19150 | 2" x 1/2" | 25 | 250 | 2 | 3.265 | 1.62 |
| 911 | 19160 | 2" x 3/4" | 25 | 250 | 2 | 3.265 | 1.62 |
| 912 | 19170 | 2" x 1" | 25 | 250 | 2 | 3.265 | 1.62 |
| 913 | 19180 | 2" x 1-1/4" | 25 | 250 | 2 | 2.265 | 1.62 |
| 914 | 19190 | 2" x 1-1/2" | 25 | 250 | 2 | 2.265 | 1.62 |
| 915 | 19200 | 2-1/2" x 1/2" | 25 | 250 | 2 | 3.265 | .870 |
| 916 | 19210 | 2-1/2" x 3/4" | 25 | 250 | 2 | 3.265 | 1.060 |
| 917 | 19220 | 2-1/2" x 1" | 25 | 250 | 2 | 3.265 | 1.370 |
| 918 | 19230 | 2-1/2" x 1-1/4" | 25 | 250 | 2 | 3.265 | 1.750 |
| 919 | 19240 | 2-1/2" x 1-1/2" | 25 | 250 | 1 | 3.265 | 1.995 |
| 920 | 19250 | 2-1/2" x 2" | 25 | 250 | 1 | 3.265 | 2.425 |
| 921 | 19260 | 3" x 1/2" | 25 | 250 | 6 | 4.490 | .870 |
| 922 | 19270 | 3" x 3/4" | 25 | 250 | 5 | 4.490 | 1.060 |
| 923 | 19280 | 3" x 1" | 25 | 250 | 5 | 4.490 | 1.360 |
| 924 | 19290 | 3" x 1-1/4" | 25 | 250 | 4 | 4.490 | 1.750 |
| 925 | 19300 | 3" x 1-1/2" | 25 | 250 | 3 | 4.490 | 1.995 |
| 926 | 19310 | 3" x 2" | 25 | 250 | 2 | 4.490 | 2.400 |
| 927 | 19320 | 3" x 2-1/2" | 25 | 250 | 2 | 4.490 | 2.940 |
| 928 | 19330 | 3-1/2" x 1/2" | 10 | 100 | 3 | 5.000 | .870 |
| 929 | 19340 | 3-1/2" x 3/4" | 10 | 100 | 3 | 5.000 | 1.060 |
| 930 | 19350 | 3-1/2" x 1" | 10 | 100 | 3 | 5.000 | 1.380 |
| 931 | 19360 | 3-1/2" x 1-1/4" | 10 | 100 | 3 | 5.000 | 1.710 |
| 932 | 19370 | 3-1/2" x 1-1/2" | 10 | 100 | 3 | 5.000 | 1.980 |
| 933 | 19380 | 3-1/2" x 2" | 10 | 100 | 3 | 5.000 | 2.435 |
| 934 | 19390 | 3-1/2" x 2-1/2" | 10 | 100 | 2 | 5.000 | 2.920 |
| 935 | 19400 | 3-1/2" x 3" | 10 | 100 | 2 | 5.000 | 3.560 |
| 936 | 19410 | 4" x 1/2" | 10 | 100 | 3 | 5.500 | .870 |
| 937 | 19420 | 4" x 3/4" | 10 | 100 | 3 | 5.500 | 1.060 |
| 938 | 19430 | 4" x 1" | 10 | 100 | 3 | 5.500 | 1.380 |
| 939 | 19440 | 4" x 1-1/4" | 10 | 100 | 2 | 5.500 | 1.715 |
| 940 | 19450 | 4" x 1-1/2" | 10 | 100 | 2 | 5.500 | 1.970 |
| 941 | 19460 | 4" x 2" | 10 | 100 | 2 | 5.500 | 2.435 |
| 942 | 19470 | 4" x 2-1/2" | 10 | 100 | 2 | 5.500 | 2.920 |
| 943 | 19480 | 4" x 3" | 10 | 100 | 2 | 5.500 | 3.560 |
| 944 | 19490 | 4" x 3-1/2" | 10 | 100 | 1 | 5.500 | 4.050 |

Reducing Bushings

Steel



Features

- Rounded bushing protects conductor

Applications

- Dry location use only
- Use to reduce the entry size of a run of threaded conduit

Standard Material

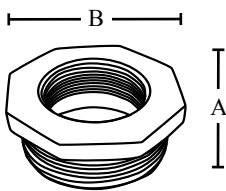
- Steel

Standard Finish

- Zinc plated

| Catalog Number | UPC | Size | Ship Case | Weight/Case | A | B |
|----------------|-------|-----------------|-----------|-------------|------|-------|
| RB1 | 20060 | 1/2" x 3/8" | 100 | 4 | .563 | .750 |
| RB2 | 20070 | 3/4" x 1/2" | 100 | 4 | .650 | .920 |
| RB3 | 20080 | 1" x 1/2" | 50 | 6 | .715 | 1.125 |
| RB4 | 20090 | 1" x 3/4" | 50 | 3 | .715 | 1.125 |
| RB5 | 20100 | 1-1/4" x 1/2" | 25 | 7 | .820 | 1.470 |
| RB6 | 20110 | 1-1/4" x 3/4" | 25 | 6 | .820 | 1.470 |
| RB7 | 20120 | 1-1/4" x 1" | 25 | 4 | .820 | 1.470 |
| RB8 | 20130 | 1-1/2" x 1/2" | 25 | 10 | .850 | 1.700 |
| RB9 | 20140 | 1-1/2" x 3/4" | 25 | 9 | .850 | 1.700 |
| RB10 | 20150 | 1-1/2" x 1" | 25 | 7 | .850 | 1.700 |
| RB11 | 20160 | 1-1/2" x 1-1/4" | 25 | 3 | .850 | 1.700 |
| RB12 | 20170 | 2" x 1/2" | 10 | 5 | .970 | 2.230 |
| RB13 | 20180 | 2" x 3/4" | 10 | 8 | .970 | 2.230 |
| RB14 | 20190 | 2" x 1" | 10 | 7 | .970 | 2.230 |
| RB15 | 20200 | 2" x 1-1/4" | 10 | 5 | .970 | 2.230 |
| RB16 | 20210 | 2" x 1-1/2" | 10 | 4 | .970 | 2.230 |

Malleable Iron



Features

- Rounded bushing protects conductor

Applications

- Dry location use only
- Use to reduce the entry size of a run of threaded conduit

Standard Material

- Malleable iron

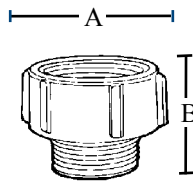
Standard Finish

- Zinc plated

| Catalog Number | UPC | Size | Ship Case | Weight/Case | A | B |
|----------------|-------|-----------------|-----------|-------------|-------|-------|
| RB17 | 20220 | 2-1/2" x 1" | 10 | 9 | 1.563 | 2.750 |
| RB18 | 20230 | 2-1/2" x 1-1/4" | 10 | 9 | 2.090 | 2.845 |
| RB19 | 20240 | 2-1/2" x 1-1/2" | 10 | 8 | 1.125 | 2.820 |
| RB20 | 20250 | 2-1/2" x 2" | 10 | 5 | 1.200 | 3.485 |
| RB21 | 20260 | 3" x 1-1/4" | 10 | 11 | 2.100 | 3.445 |
| RB22 | 20270 | 3" x 1-1/2" | 10 | 11 | 2.020 | 3.460 |
| RB23 | 20280 | 3" x 2" | 10 | 11 | 2.000 | 4.380 |
| RB24 | 20290 | 3" x 2-1/2" | 10 | 10 | 1.390 | 4.395 |
| RB25 | 20300 | 3-1/2" x 1-1/2" | 10 | 20 | 1.905 | 4.575 |
| RB26 | 20310 | 3-1/2" x 2" | 10 | 10 | 1.905 | 4.575 |
| RB27 | 20320 | 3-1/2" x 2-1/2" | 10 | 9 | 2.020 | 3.945 |
| RB28 | 20330 | 3-1/2" x 3" | 10 | 15 | 1.385 | 4.920 |
| RB29 | 20340 | 4" x 2" | 10 | 11 | 2.070 | 5.220 |
| RB30 | 20350 | 4" x 2-1/2" | 10 | 15 | 2.070 | 5.220 |
| RB31 | 20360 | 4" x 3" | 10 | 13 | 1.775 | 5.250 |
| RB32 | 20370 | 4" x 3-1/2" | 10 | 13 | 1.400 | 5.250 |

Rigid Male Enlargers

Steel



Features

- Helps to better accommodate design specs

Applications

- Converts conduit end sizes; eliminates rework or tear outs

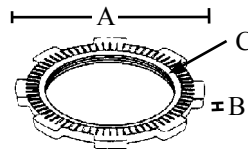
Standard Material

- Steel

| Catalog Number | UPC | Size | Unit Carton | Ship Case | Weight/Case | A | B |
|----------------|-------|-------------|-------------|-----------|-------------|------|------|
| 981S | 19640 | 1/2" - 3/4" | 25 | 250 | 50 | 1.35 | 1.40 |
| 982S | 19650 | 3/4" - 1" | 10 | 100 | 12 | 1.62 | 1.40 |

Rigid Locknuts

Zinc Die Cast



Features

- Tightens without deformation
- Serrated teeth prevent loosening from vibrations

Applications

- Affixes Rigid conduit to an electrical box or other metal enclosure
- To connect externally threaded conduit connector to a threadless opening in a box or enclosure

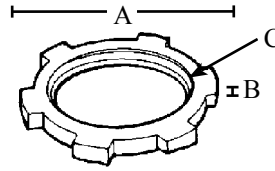
Standard Material

- Zinc die cast

| Catalog Number | UPC | Size | Threads Per Inch | Unit Carton | Ship Case | Weight/Case | A | B | C |
|----------------|-------|--------|------------------|-------------|-----------|-------------|------|-----|---------------|
| 241 | 12040 | 1/2" | 14 | 200 | 2000 | 20 | 1.12 | .15 | .787 - .797 |
| 242 | 12050 | 3/4" | 14 | 100 | 1000 | 20 | 1.33 | .15 | .999 - 1.009 |
| 243 | 12060 | 1" | 11-1/2 | 100 | 1000 | 20 | 1.68 | .19 | 1.250 - 1.260 |
| 244 | 12070 | 1-1/4" | 11-1/2 | 50 | 500 | 20 | 2.15 | .19 | 1.595 - 1.605 |
| 245 | 12080 | 1-1/2" | 11-1/2 | 50 | 500 | 20 | 2.35 | .19 | 1.837 - 1.847 |
| 246 | 12090 | 2" | 11-1/2 | 50 | 200 | 12 | 2.89 | .19 | 2.307 - 2.317 |
| 247 | 12100 | 2-1/2" | 8 | 25 | 100 | 13 | 3.43 | .25 | 2.777 - 2.788 |
| 248 | 12110 | 3" | 8 | 25 | 100 | 18 | 4.12 | .25 | 3.403 - 3.414 |
| 249 | 12120 | 3-1/2" | 8 | 10 | 40 | 13 | 4.67 | .27 | 3.892 - 3.904 |
| 250 | 12130 | 4" | 8 | 10 | 40 | 15 | 5.25 | .27 | 4.399 - 4.411 |

Rigid Locknuts

Steel



Features

- Tightens without deformation

Applications

- To connect externally threaded conduit connector to a threadless opening in a box or enclosure

Standard Material

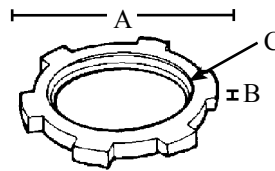
- Steel

Standard Finish

- Zinc plated

| Catalog Number | UPC | Size | Threads Per Inch | Unit Carton | Ship Case | Weight/Case | A | B | Thread Pitch Diameter |
|----------------|-------|---------------|------------------|-------------|-----------|-------------|------|------|-----------------------|
| 281 | 12300 | 1/2" | 14 | 100 | 2000 | 20 | 1.15 | .110 | .787 - .797 |
| 282 | 12310 | 3/4" | 14 | 100 | 1000 | 20 | 1.45 | .115 | .999 - 1.009 |
| 283 | 12320 | 1" | 11-1/2 | 100 | 1000 | 30 | 1.75 | .140 | 1.250 - 1.260 |
| 284 | 12330 | 1-1/4" | 11-1/2 | 50 | 500 | 20 | 2.10 | .140 | 1.595 - 1.605 |
| 285 | 12340 | 1-1/2" | 11-1/2 | 50 | 500 | 30 | 2.40 | .140 | 1.837 - 1.847 |
| 286 | 12350 | 2" | 11-1/2 | 25 | 250 | 20 | 2.95 | .140 | 2.307 - 2.317 |
| 287 | 12360 | 2-1/2" | 8 | --- | 50 | 6 | 3.55 | .185 | 2.777 - 2.788 |
| 288 | 12370 | 3" | 8 | --- | 50 | 9 | 3.55 | .190 | 3.403 - 3.414 |
| 289 | 12380 | 3-1/2" | 8 | --- | 25 | 6 | 4.20 | .190 | 3.892 - 3.904 |
| 290 | 12390 | 4" | 8 | --- | 25 | 7 | 4.75 | .190 | 4.399 - 4.411 |
| 290A | 12400 | 5" | 8 | --- | 10 | 5 | 6.67 | .380 | 5.488 - 5.500 |
| 290B | 12410 | 6" | 8 | --- | 10 | 8 | 7.93 | .400 | 6.545 - 6.557 |

UL Listed



Features

- Tightens without deformation
- UL listed

Applications

- To connect externally threaded conduit connector to a threadless opening in a box or enclosure

Standard Material

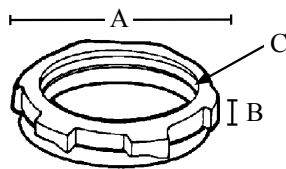
- Steel

Standard Finish

- Zinc plated

| Catalog Number | UPC | Size | Threads Per Inch | Unit Carton | Ship Case | Weight/Case | A | B | Thread Pitch Diameter |
|----------------|-------|---------------|------------------|-------------|-----------|-------------|------|------|-----------------------|
| 281UL | 86392 | 1/2" | 14 | 200 | 2000 | 23 | 1.15 | .110 | .787 - .797 |
| 282UL | 86393 | 3/4" | 14 | 100 | 1000 | 23 | 1.45 | .115 | .999 - 1.009 |
| 283UL | 86394 | 1" | 11-1/2 | 100 | 1000 | 33 | 1.75 | .140 | 1.250 - 1.260 |
| 284UL | 86395 | 1-1/4" | 11-1/2 | 50 | 500 | 23 | 2.10 | .140 | 1.595 - 1.605 |
| 285UL | 86396 | 1-1/2" | 11-1/2 | 50 | 500 | 33 | 2.40 | .140 | 1.837 - 1.847 |
| 286UL | 86397 | 2" | 11-1/2 | 25 | 250 | 23 | 2.95 | .140 | 2.307 - 2.317 |
| 287UL | 86398 | 2-1/2" | 8 | --- | 50 | 8 | 3.55 | .185 | 2.777 - 2.788 |
| 288UL | 86399 | 3" | 8 | --- | 50 | 12 | 3.55 | .190 | 3.403 - 3.414 |
| 289UL | 86400 | 3-1/2" | 8 | --- | 25 | 9 | 4.20 | .190 | 3.892 - 3.904 |
| 290UL | 86401 | 4" | 8 | --- | 25 | 10 | 4.75 | .190 | 4.399 - 4.411 |

Sealing Locknuts Steel



Features

- Zinc plated with PVC molded gasket for a watertight seal

Applications

- Indoor or outdoor use
- Use to secure Rigid, IMC conduit or various threaded fittings to a steel outlet box or other metal enclosures, when moisture proof protection is required

Standard Material

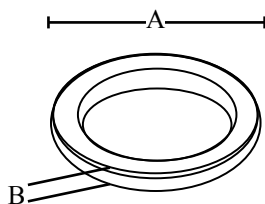
- Steel

Standard Finish

- Zinc plated
- PVC gasket

| Catalog Number | UPC | Size | Threads Per Inch | Unit Carton | Ship Case | Weight/Case | A | B | Thread Pitch Diameter |
|----------------|-------|--------|------------------|-------------|-----------|-------------|------|-----|-----------------------|
| 711 | 17450 | 1/2" | 14 | 50 | 500 | 10 | 1.12 | .26 | .787-.797 |
| 712 | 17460 | 3/4" | 14 | 50 | 500 | 16 | 1.37 | .27 | .999-1.009 |
| 713 | 17470 | 1" | 11-1/2 | 25 | 250 | 4 | 1.75 | .28 | 1.250-1.260 |
| 714 | 17480 | 1-1/4" | 11-1/2 | 10 | 100 | 8 | 2.06 | .32 | 1.595-1.605 |
| 715 | 17490 | 1-1/2" | 11-1/2 | 10 | 100 | 8 | 2.37 | .32 | 1.837-1.847 |
| 716 | 17500 | 2" | 11-1/2 | 10 | 100 | 12 | 2.87 | .32 | 2.307-2.317 |
| 717 | 17510 | 2-1/2" | 8 | --- | 25 | 5 | 3.43 | .32 | 2.777-2.788 |
| 718 | 17520 | 3" | 8 | --- | 25 | 5 | 4.12 | .32 | 3.403-3.414 |
| 719 | 17530 | 3-1/2" | 8 | --- | 25 | 6 | 4.62 | .32 | 3.892-3.904 |
| 720 | 17540 | 4" | 8 | --- | 25 | 6 | 5.18 | .32 | 4.399-4.411 |
| 720A | 85017 | 5" | 8 | --- | 5 | 6 | 6.67 | .50 | 5.488-5.500 |
| 720B | 17542 | 6" | 8 | --- | 5 | 10 | 7.83 | .52 | 6.545-6.557 |

Sealing Rings Steel



Features

- Liquidtight sealing gasket
- Material resists oil, moisture, and fumes allowing for durable seal for rough edges

Applications

- Use with rigid threaded fittings to provide a liquid tight, dust tight seal when entering an enclosure
- Stainless Steel retainer with bonded PVC gasket

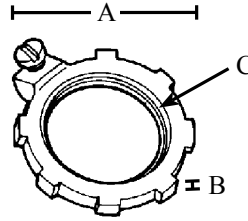
Standard Material

- Gasket- PVC
- Retainer- Stainless Steel

| Catalog Number | UPC | Size | Unit Carton | Ship Case | Weight/Case | A | B |
|----------------|-------|--------|-------------|-----------|-------------|---------|--------|
| 711SR | 00251 | 1/2" | 250 | 2,500 | 22.5 | 1.125" | 1.125" |
| 712SR | 00252 | 3/4" | 200 | 2,000 | 23.9 | 1.375" | .125" |
| 713SR | 00256 | 1" | 150 | 1,500 | 19.8 | 1.625" | .125" |
| 714SR | 00257 | 1-1/4" | 100 | 1,000 | 16.6 | 2" | .125" |
| 715SR | 00254 | 1-1/2" | 50 | 500 | 9.5 | 2.25" | .125" |
| 716SR | 00255 | 2" | 50 | 500 | 10.9 | 3.50" | .125" |
| 717SR | 00258 | 2-1/2" | --- | 100 | 6.5 | 3.50" | .1875" |
| 718SR | 00259 | 3" | --- | 100 | 8.5 | 4.25" | .1875" |
| 719SR | 00260 | 3-1/2" | --- | 50 | 5.5 | 4.75" | .1875" |
| 720SR | 00261 | 4" | --- | 50 | 5.8 | 5.1875" | .1875" |

Grounding Locknuts

Steel



Features

- Tightens without deformation
- UL listed

Applications

- To connect externally threaded conduit connector to a threadless opening in a box or enclosure

Standard Material

- Steel

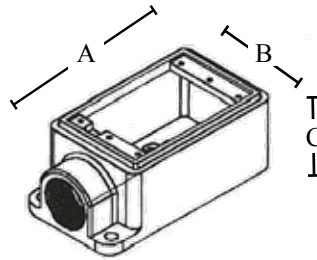
Standard Finish

- Zinc plated

| Catalog Number | UPC | Size | Threads Per Inch | Unit Carton | Ship Case | Weight/Case | A | B | Thread Pitch Diameter |
|----------------|-------|--------|------------------|-------------|-----------|-------------|------|------|-----------------------|
| 551 | 15250 | 1/2" | 14 | 100 | 1000 | 30 | 1.15 | .110 | .787 - .797 |
| 552 | 15260 | 3/4" | 14 | 100 | 1000 | 30 | 1.45 | .115 | .999 - 1.009 |
| 553 | 15270 | 1" | 11-1/2 | 50 | 500 | 25 | 1.75 | .140 | 1.250 - 1.260 |
| 554 | 15280 | 1-1/4" | 11-1/2 | 50 | 500 | 30 | 2.10 | .140 | 1.595 - 1.605 |
| 555 | 15290 | 1-1/2" | 11-1/2 | 25 | 250 | 22 | 2.40 | .140 | 1.837 - 1.847 |
| 556 | 15300 | 2" | 11-1/2 | 20 | 200 | 28 | 2.95 | .140 | 2.307 - 2.317 |
| 557 | 15310 | 2-1/2" | 8 | --- | 50 | 8 | 3.55 | .185 | 2.777 - 2.788 |
| 558 | 15320 | 3" | 8 | --- | 50 | 14 | 3.55 | .190 | 3.403 - 3.414 |
| 559 | 15330 | 3-1/2" | 8 | --- | 25 | 9 | 4.20 | .190 | 3.892 - 3.904 |
| 560 | 15340 | 4" | 8 | --- | 25 | 10 | 4.75 | .190 | 4.399 - 4.411 |

FS and FD Cast Device Boxes

FS Type - Single Hub - Malleable Iron



Features

- Suitable for use in concrete
- Tapered threaded hubs-NPT
- Internal grounding screw
- Suitable for wet locations when used with FSBCM/FSBCS cover and FSDCG neoprene gasket
- Heavy duty, deep design

Applications

- For use in areas where boxes are exposed to harsh locations
- Provides opening for making splices
- Serves as a pull box for conductors
- Allows connection for branch conduit runs

Standard Material

- Malleable iron

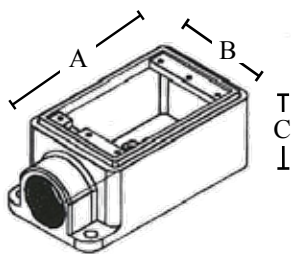
Standard Finish

- Zinc plated

| Catalog Number | UPC | Size | Ship Case | Weight/Case | A | B | C |
|----------------|-------|------|-----------|-------------|------|------|-------|
| FS1M | 85196 | 1/2" | 5 | 11 | 5.25 | 2.93 | 2.125 |
| FS2M | 85197 | 3/4" | 5 | 12 | 5.25 | 2.93 | 2.125 |
| FS3M | 85198 | 1" | 5 | 12 | 5.25 | 2.93 | 2.125 |

FS and FD Cast Device Boxes

FD Type - Single Hub - Heavy Duty Deep - Malleable Iron



Features

- Suitable for use in concrete
- Tapered threaded hubs-NPT
- Internal grounding screw
- Suitable for wet locations when used with FSBCM/FSBCS cover and FSDCG neoprene gasket

Applications

- For use in areas where boxes are exposed to harsh locations
- Provides opening for making splices
- Serves as a pull box for conductors
- Allows connection for branch conduit runs

Standard Material

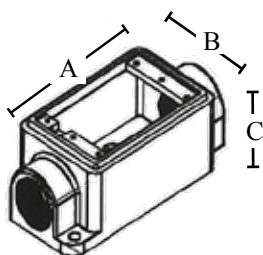
- Malleable iron

Standard Finish

- Zinc plated

| Catalog Number | UPC | Size | Ship Case | Weight/Case | A | B | C |
|----------------|-------|------|-----------|-------------|------|---|-------|
| FSD1M | 85199 | 1/2" | 5 | 14 | 5.25 | 3 | 2.875 |
| FSD2M | 85200 | 3/4" | 5 | 14 | 5.25 | 3 | 2.875 |
| FSD3M | 85201 | 1" | 5 | 14 | 5.25 | 3 | 2.875 |

FSC Type - Duel Hub - Heavy Duty - Malleable Iron



Features

- Suitable for use in concrete
- Tapered threaded hubs-NPT
- Internal grounding screw
- Suitable for wet locations when used with FSBCM/FSBCS cover and FSDCG neoprene gasket

Applications

- For use in areas where boxes are exposed to harsh locations
- Provides opening for making splices
- Serves as a pull box for conductors
- Allows connection for branch conduit runs

Standard Material

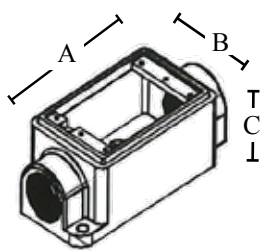
- Malleable iron

Standard Finish

- Zinc plated

| Catalog Number | UPC | Size | Ship Case | Weight/Case | A | B | C |
|----------------|-------|------|-----------|-------------|--------|------|-------|
| FSCS1M | 85202 | 1/2" | 5 | 11 | 6.0625 | 2.93 | 2.125 |
| FSCS2M | 85203 | 3/4" | 5 | 12 | 6.0625 | 2.93 | 2.125 |
| FSCS3M | 85204 | 1" | 5 | 12 | 6.0625 | 2.93 | 2.125 |

FDC Type - Duel Hub - Heavy Duty Deep - Malleable Iron



Features

- Suitable for use in concrete
- Tapered threaded hubs-NPT
- Internal grounding screw
- Suitable for wet locations when used with FSBCM/FSBCS cover and FSDCG neoprene gasket
- Heavy duty, deep design

Applications

- For use in areas where boxes are exposed to harsh locations
- Provides opening for making splices
- Serves as a pull box for conductors
- Allows connection for branch conduit runs

Standard Material

- Malleable iron

Standard Finish

- Zinc plated

| Catalog Number | UPC | Size | Ship Case | Weight/Case | A | B | C |
|----------------|-------|------|-----------|-------------|--------|---|-------|
| FSDD1M | 85205 | 1/2" | 5 | 14 | 6.0625 | 3 | 2.875 |
| FSDD2M | 85206 | 3/4" | 5 | 14 | 6.0625 | 3 | 2.875 |
| FSDD3M | 85207 | 1" | 5 | 14 | 6.0625 | 3 | 2.875 |

FS and FD Cast Device Box Covers

Blank - Malleable Iron



| Catalog Number | UPC | Ship Case | Weight/Case |
|----------------|-------|-----------|-------------|
| FSBCM | 17557 | 25 | 14 |

Features

- Each cover assembled with captive screws; FSBCS/FSBCM raintight if used with FSDCG

Applications

- For use with all Topaz FS and FD series boxes

Standard Material

- Malleable iron

Standard Finish

- Zinc plated

Duplex - Malleable Iron



| Catalog Number | UPC | Ship Case | Weight/Case |
|----------------|-------|-----------|-------------|
| FSDRM | 17559 | 25 | 14 |

Features

- Each cover assembled with captive screws; FSBCS/FSBCM raintight if used with FSDCG

Applications

- For use with all Topaz FS and FD series boxes

Standard Material

- Malleable iron

Standard Finish

- Zinc plated

Guarded Square Switch - Malleable Iron



| Catalog Number | UPC | Ship Case | Weight/Case |
|----------------|-------|-----------|-------------|
| FSGSM | 17558 | 25 | 16 |

Features

- Each cover assembled with captive screws; FSBCS/FSBCM raintight if used with FSDCG

Applications

- For use with all Topaz FS and FD series boxes

Standard Material

- Malleable iron

Standard Finish

- Zinc plated

FS and FD Cast Device Box Gasket

Neoprene Rubber



| Catalog Number | UPC | Ship Case | Weight/Case |
|----------------|-------|-----------|-------------|
| FSFDCG | 17564 | 25 | 1 |

Features

- Rugged construction will withstand heavy usage while protecting boxes

Applications

- For use with all Topaz FS and FD series boxes

Standard Material

- Neoprene rubber

FS and FD Cast Device Covers

Blank - Steel



| Catalog Number | UPC | Ship Case | Weight/Case |
|----------------|-------|-----------|-------------|
| FSBCS | 17560 | 25 | 5 |

Features

- Each cover assembled with captive screws; FSBCS/FSBCM raintight if used with FSDCG

Applications

- For use with all Topaz FS and FD series boxes

Standard Material

- Steel

Duplex - Steel



| Catalog Number | UPC | Ship Case | Weight/Case |
|----------------|-------|-----------|-------------|
| FSDRS | 17562 | 25 | 4 |

Features

- Each cover assembled with captive screws; FSBCS/FSBCM raintight if used with FSDCG

Applications

- For use with all Topaz FS and FD series boxes

Standard Material

- Steel

Unguarded Square Switch - Steel



| Catalog Number | UPC | Ship Case | Weight/Case |
|----------------|-------|-----------|-------------|
| FSGSS | 17561 | 25 | 4 |

Features

- Each cover assembled with captive screws; FSBCS/FSBCM raintight if used with FSDCG

Applications

- For use with all Topaz FS and FD series boxes

Standard Material

- Steel

GFI - Steel



| Catalog Number | UPC | Ship Case | Weight/Case |
|----------------|-------|-----------|-------------|
| FSGFIS | 17563 | 25 | 3 |

Features

- Each cover assembled with captive screws; FSBCS/FSBCM raintight if used with FSDCG

Applications

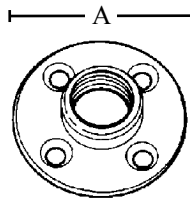
- For use with all Topaz FS and FD series boxes

Standard Material

- Steel

Rigid Floor Flange Plates

Malleable Iron



| Catalog Number | UPC | Size | Ship Case | Weight/Case | A |
|----------------|-------|--------|-----------|-------------|-------|
| 291 | 12420 | 1/2" | 50 | 23 | 3.000 |
| 292 | 12430 | 3/4" | 50 | 25 | 3.375 |
| 293 | 12440 | 1" | 50 | 43 | 3.625 |
| 294 | 12450 | 1-1/4" | 25 | 20 | 4.000 |
| 295 | 12460 | 1-1/2" | 25 | 32 | 4.375 |
| 296 | 12470 | 2" | 25 | 27 | 4.875 |

Features

- Topaz floor flanges provide a solid means of support for 1/2" through 2" threaded pipes
- Ideal for hanging security cameras, smoke detectors, fire alarms signals/strobes and other low-voltage and electronic signaling devices from ceiling
- These floor flanges may also be used in a variety of other applications as required
- Four holes for mounting to a flat surface

Applications

- Use to connect threaded Rigid or IMC conduits to flat surfaces
- The threaded hub allows pipes to be screwed in and securely fastened

Standard Material

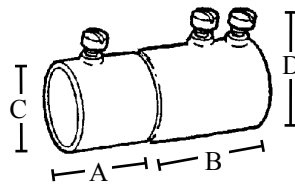
- Malleable iron

Standard Finish

- Zinc plated

Combination Couplings

Set Screw Type - EMT to Rigid - Steel



Features

- Ensures continued mechanical protection
- Concrete tight when taped

Applications

- Indoor use only
- Use to join EMT conduit to rigid metal conduit

Standard Material

- Steel

Standard Finish

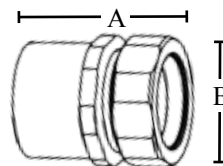
- Zinc plated

| Catalog Number | UPC | Size | Unit Carton | Ship Case | Weight/Case | A | B | C | D | Screws |
|----------------|-------|-------------|-------------|-----------|-------------|-------|-------|-------|-------|--------|
| 391S | 70210 | 1/2" - 1/2" | 25 | 250 | 33 | .85 | 1.200 | .720 | .855 | 2 |
| 392S | 70220 | 3/4" - 3/4" | 10 | 100 | 25 | 1.00 | 1.310 | .940 | 1.065 | 2 |
| 393S | 70230 | 1" - 1" | 10 | 100 | 33 | 1.270 | 1.530 | 1.170 | 1.320 | 3 |

Compression Type EMT to Rigid - Steel



UL standard 514B NEMA FB 1
Federal Spec A-A-50553



| Catalog Number | UPC | Size | Unit Carton | Ship Case | Weight/Case | A | B |
|----------------|-------|------|-------------|-----------|-------------|------|------|
| 391C | 87320 | 1/2" | 20 | 200 | 31 | 1.1 | 1.57 |
| 392C | 87321 | 3/4" | 10 | 100 | 21 | 1.33 | 1.62 |
| 393C | 87322 | 1" | 10 | 100 | 30 | 1.63 | 1.82 |

Features

- Internally threaded for Rigid/IMC conduit
- Compression type EMT
- Raintight

Applications

- Indoor use only
- Use to join Rigid/IMC conduit to EMT between 2 different raceways
- Coupling internally threaded for Rigid/IMC
- Compression type for EMT, concrete tight

Standard Material

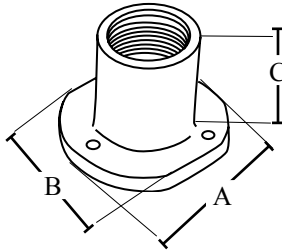
- Steel

Standard Finish

- Zinc plated

Concrete Slab Inserts

For Threaded Rigid Conduit - Straight - Malleable Iron



| Catalog Number | UPC | Size | Ship Case | Weight/Case | A | B | C |
|----------------|-------|------|-----------|-------------|------|------|------|
| 1791 | 85040 | 1/2" | 20 | 4 | 1.5 | 1.75 | 1.25 |
| 1792 | 85041 | 3/4" | 20 | 4 | 2.75 | 2.00 | 1.75 |
| 1793 | 85042 | 1" | 10 | 6 | 2.50 | 3.25 | 1.50 |

Features

- Multiple slots to ensure the connectors remain fastened to wood during the concrete pour
- Malleable iron construction creates solid grounding
- Smooth interior surface avoids snagging wires when they are pulled after the concrete pour

Applications

- Connects Rigid conduit to wood forms being used to make walls, floors and ceilings in poured concrete structures
- The exposed threaded access point on these pipe inserts create a quick and easy means of continuing the conduit run in the finished concrete shell structure

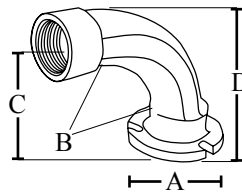
Standard Material

- Malleable iron

Standard Finish

- Zinc plated

For Threaded Rigid Conduit - 90° - Malleable Iron



| Catalog Number | UPC | Size | Ship Case | Weight/Case | A | B | C | D |
|----------------|-------|------|-----------|-------------|------|------|------|------|
| 1891 | 85043 | 1/2" | 20 | 13 | 1.5 | 1.75 | 3.12 | 3.62 |
| 1892 | 85044 | 3/4" | 20 | 16 | 2.75 | 2.00 | 3.06 | 3.68 |
| 1893 | 85045 | 1" | 10 | 10 | 2.50 | 3.75 | 2.93 | 3.68 |

Features

- Multiple slots to ensure the connectors remain fastened to wood during the concrete pour
- Malleable iron construction creates solid grounding
- Smooth interior surface avoids snagging wires when they are pulled after the concrete pour

Applications

- Connects Rigid conduit to wood forms being used to make walls, floors and ceilings in poured concrete structures
- The exposed threaded access point on these pipe inserts create a quick and easy means of continuing the conduit run in the finished concrete shell structure

Standard Material

- Malleable iron

Standard Finish

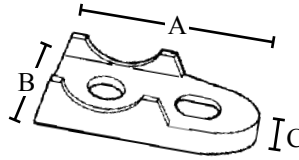
- Zinc plated

EMT/Rigid Clamp Backs

Malleable Iron



E174011



Features

- Extensive size range for multiple specifications

Applications

- Indoor or outdoor use
- Use to provide spacing between mounting surface and Rigid conduit

Standard Material

- Malleable iron

Standard Finish

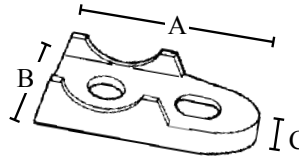
- Zinc plated

| Catalog Number | UPC | Size | Unit Carton | Ship Case | Weight/Case | A | B | C |
|----------------|-------|--------|-------------|-----------|-------------|-------|------|------|
| 481 | 14510 | 1/2" | 25 | 250 | 16 | 2.06 | 1.00 | .50 |
| 482 | 14520 | 3/4" | 25 | 250 | 22 | 2.38 | 1.06 | .50 |
| 483 | 14530 | 1" | 25 | 250 | 35 | 2.94 | 1.25 | .56 |
| 484 | 14540 | 1-1/4" | 10 | 100 | 21 | 3.50 | 1.88 | .75 |
| 485 | 14550 | 1-1/2" | 10 | 100 | 27 | 3.81 | 1.44 | .81 |
| 486 | 14560 | 2" | 5 | 50 | 22 | 4.75 | 1.94 | 1.00 |
| 487 | 14570 | 2-1/2" | --- | 25 | 14 | 5.75 | 2.44 | .75 |
| 488 | 14580 | 3" | --- | 10 | 9 | 6.69 | 2.63 | .88 |
| 489 | 14590 | 3-1/2" | --- | 10 | 14 | 7.13 | 2.88 | 1.06 |
| 489A | 14600 | 4" | --- | 10 | 18 | 8.88 | 3.06 | 1.06 |
| 489B | 14601 | 5" | --- | 10 | 25 | 10.13 | 3.75 | .60 |
| 489C | 14602 | 6" | --- | 10 | 30 | 12.19 | 4.00 | .75 |

Hot Dip Galvanized - Malleable Iron



Conforms to finish thickness ASTM
A123/123M
UL 2239
RoHS
NEMA FB 1
Federal Spec. A-A-50553



Features

- Hot dip galvanized for added durability and corrosion protection

Applications

- For use in wet or dry locations in conjunction with malleable Rigid conduit straps to create space between conduit and mounting surface

Standard Material

- Malleable iron

Standard Finish

- Hot dip galvanized

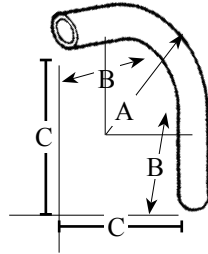
| Catalog Number | UPC | Size | Unit Carton | Ship Case | Weight/Case | A | B | C |
|----------------|-------|--------|-------------|-----------|-------------|-------|------|------|
| 481HDG | 86601 | 1/2" | 25 | 250 | 15 | 2.06 | 1.01 | .44 |
| 482HDG | 86602 | 3/4" | 25 | 250 | 23 | 2.44 | 1.20 | .48 |
| 483HDG | 86603 | 1" | 25 | 250 | 35 | 2.92 | 1.31 | .56 |
| 484HDG | 86604 | 1-1/4" | 10 | 100 | 21 | 3.41 | 1.49 | .67 |
| 485HDG | 86605 | 1-1/2" | 10 | 100 | 27 | 3.78 | 1.52 | .76 |
| 486HDG | 86606 | 2" | 5 | 50 | 22 | 4.73 | 1.92 | .80 |
| 487HDG | 86607 | 2-1/2" | --- | 25 | 14 | 5.48 | 2.42 | .80 |
| 488HDG | 86608 | 3" | --- | 10 | 9 | 6.66 | 2.63 | .83 |
| 489HDG | 86609 | 3-1/2" | --- | 12 | 10 | 7.12 | 2.87 | 1.03 |
| 489AHDG | 86610 | 4" | --- | 18 | 21 | 8.43 | 3.12 | 1.09 |
| 489BHDG | 86611 | 5" | --- | 10 | 21 | 10.78 | 3.68 | 1.30 |
| 489CHDG | 86612 | 6" | --- | 10 | 29 | 12.68 | 3.96 | 1.89 |

EMT Elbows

90° - Galvanized Steel



UL 797 and ANSI C80.3
Federal Specification WW-C-563



Features

- Low conductivity, high corrosion resistance
- Smooth defect free interior and exterior

Applications

- For a secure connection to EMT conduit; bend enables directional changes in conduit

Standard Material

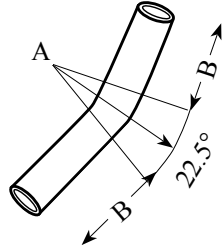
- Galvanized steel

| Catalog Number | UPC | Size | Ship Case | Weight/Case | (A) Min. UL Radius | (B) Straight Leg Each End | (C) Offset |
|----------------|-------|--------|-----------|-------------|--------------------|---------------------------|------------|
| 81 | 30420 | 1/2" | 50 | 14 | 4.000 | 2.875 | 6.343 |
| 82 | 30430 | 3/4" | 50 | 23 | 4.500 | 2.875 | 6.781 |
| 83 | 30440 | 1" | 20 | 16 | 5.750 | 3.00 | 8.901 |
| 84 | 30450 | 1-1/4" | 20 | 30 | 7.250 | 3.25 | 10.25 |
| 85 | 30460 | 1-1/2" | 10 | 20 | 8.250 | 3.625 | 11.937 |
| 86 | 30470 | 2" | 10 | 30 | 9.500 | 4.1875 | 14.031 |
| 87 | 30480 | 2-1/2" | 1 | 6 | 10.500 | 5.25 | 16.00 |
| 88 | 30490 | 3" | 1 | 9 | 13.000 | 5.8125 | 18.947 |
| 89 | 30500 | 3-1/2" | 1 | 11 | 15.000 | 6.75 | 22.218 |
| 89A | 30510 | 4" | 1 | 15 | 16.000 | 6.9375 | 23.437 |

45° - Galvanized Steel



UL 797 and ANSI C80.3
Federal Specification WW-C-563



Features

- Low conductivity, high corrosion resistance
- Smooth defect free interior and exterior

Applications

- For a secure connection to EMT conduit; bend enables directional changes in conduit

Standard Material

- Galvanized steel

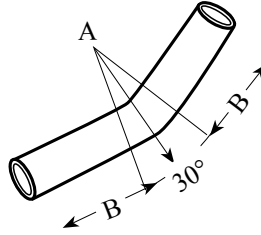
| Catalog Number | UPC | Size | Ship Case | Weight/Case | (A) Min. UL Radius | (B) Straight Leg Each End |
|----------------|-------|--------|-----------|-------------|--------------------|---------------------------|
| 21 | 33400 | 1/2" | 50 | 11 | 4.00 | 2.875 |
| 22 | 33410 | 3/4" | 50 | 19 | 4.50 | 2.875 |
| 23 | 33420 | 1" | 35 | 25 | 5.750 | 3.00 |
| 24 | 33430 | 1-1/4" | 30 | 30 | 7.250 | 3.25 |
| 25 | 33440 | 1-1/2" | 15 | 44 | 8.250 | 3.625 |
| 26 | 33450 | 2" | 15 | 31 | 9.5 | 4.1875 |
| 27 | 33460 | 2-1/2" | 1 | 5 | 10.5 | 5.25 |
| 28 | 33470 | 3" | 1 | 7 | 13 | 5.8125 |
| 29 | 33480 | 3-1/2" | 1 | 9 | 15 | 6.75 |
| 30 | 33490 | 4" | 1 | 12 | 16 | 6.9375 |

EMT Elbows

30° - Galvanized Steel



UL 797 and ANSI C80.3
Federal Specification WW-C-563



Features

- Low conductivity, high corrosion resistance
- Smooth defect free interior and exterior

Applications

- For a secure connection to EMT conduit; bend enables directional changes in conduit

Standard Material

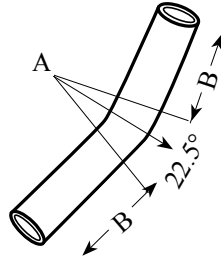
- Galvanized steel

| Catalog Number | UPC | Size | Ship Case | Weight/Case | (A) Min. UL Radius | (B) Straight Leg Each End |
|----------------|-------|---------------|-----------|-------------|--------------------|---------------------------|
| 8430 | 83903 | 1-1/4" | 30 | 19 | 7.25 | 2.781 |
| 8530 | 83893 | 1-1/2" | 15 | 25 | 8.25 | 2.781 |
| 8630 | 83905 | 2" | 10 | 20 | 9.5 | 2.781 |
| 8730 | 83906 | 2-1/2" | 1 | 3 | 10.5 | 3 |
| 8830 | 83907 | 3" | 1 | 5 | 13 | 3.125 |
| 8930 | 83908 | 3-1/2" | 1 | 7 | 15 | 3.281 |
| 89A30 | 83909 | 4" | 1 | 8 | 16 | 3.375 |

22.5° - Galvanized Steel



UL 797 and ANSI C80.3
Federal Specification WW-C-563



Features

- Low conductivity, high corrosion resistance
- Smooth defect free interior and exterior

Applications

- For a secure connection to EMT conduit; bend enables directional changes in conduit

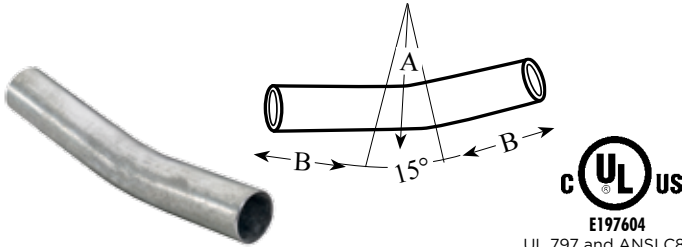
Standard Material

- Galvanized steel

| Catalog Number | UPC | Size | Ship Case | Weight/Case | (A) Min. UL Radius | (B) Straight Leg Each End |
|----------------|-------|---------------|-----------|-------------|--------------------|---------------------------|
| 8422 | 83889 | 1-1/4" | 30 | 17 | 7.25 | 2.781 |
| 8522 | 83890 | 1-1/2" | 15 | 24 | 8.25 | 2.781 |
| 8622 | 83891 | 2" | 10 | 18 | 9.5 | 2.781 |
| 8722 | 83892 | 2-1/2" | 1 | 3 | 10.5 | 3 |
| 8822 | 83893 | 3" | 1 | 5 | 13 | 3.125 |
| 8922 | 83994 | 3-1/2" | 1 | 6 | 15 | 3.281 |
| 89A22 | 83995 | 4" | 1 | 8 | 16 | 3.375 |

EMT Elbows

15° - Galvanized Steel



UL 797 and ANSI C80.3
Federal Specification WW-C-563

| Catalog Number | UPC | Size | Ship Case | Weight/ Case | (A) Min. UL Radius | (B) Straight Leg Each End |
|----------------|-------|---------------|-----------|--------------|--------------------|---------------------------|
| 8415 | 83896 | 1-1/4" | 30 | 16 | 7.25 | 2.781 |
| 8515 | 83897 | 1-1/2" | 15 | 22 | 8.25 | 2.781 |
| 8615 | 83898 | 2" | 10 | 16 | 9.5 | 2.781 |
| 8715 | 83899 | 2-1/2" | 1 | 3 | 10.5 | 3 |
| 8815 | 83815 | 3" | 1 | 4 | 13 | 3.125 |
| 8915 | 83901 | 3-1/2" | 1 | 6 | 15 | 3.281 |
| 89A15 | 83902 | 4" | 1 | 7 | 16 | 3.375 |

Features

- Low conductivity, high corrosion resistance
- Smooth defect free interior and exterior

Applications

- For a secure connection to EMT conduit; bend enables directional changes in conduit

Standard Material

- Galvanized steel

EMT Special Radius Elbows

Galvanized Steel



UL 797 and ANSI C80.3
Federal Specification WW-C-563

| Catalog Number | UPC | Size | Degrees | Unit Carton | Ship Case | Weight/ Case |
|----------------|-------|--------------|---------|-------------|-----------|--------------|
| 2624 | 86296 | 2 | 45 | 24 | 1 | 7 |
| 2636 | 86297 | 2 | 45 | 36 | 1 | 9 |
| 8624 | 85544 | 2 | 90 | 24 | 1 | 14 |
| 8636 | 81734 | 2 | 90 | 36 | 1 | 22 |
| 8836 | 30494 | 3 | 90 | 36 | 1 | 45 |
| 8848 | 86298 | 3 | 90 | 48 | 1 | 57 |
| 8924 | 85367 | 3-1/2 | 90 | 24 | 1 | 42 |
| 8936 | 86299 | 3-1/2 | 90 | 36 | 1 | 54 |
| 8948 | 86300 | 3-1/2 | 90 | 48 | 1 | 69 |
| 3036 | 81735 | 4 | 45 | 36 | 1 | 24 |
| 3042 | 86301 | 4 | 45 | 42 | 1 | 28 |
| 3048 | 86302 | 4 | 45 | 48 | 1 | 31 |
| 89A36 | 81736 | 4 | 90 | 36 | 1 | 64 |
| 89A42 | 85296 | 4 | 90 | 42 | 1 | 73 |
| 89A48 | 81983 | 4 | 90 | 48 | 1 | 81 |

Features

- Low conductivity, high corrosion resistance
- Smooth defect free interior and exterior

Applications

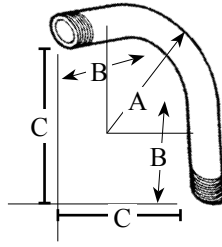
- For a secure connection to EMT conduit; bend enables directional changes in conduit
- 45° or 90° bends

Standard Material

- Galvanized steel

Rigid Elbows

90° - Galvanized Steel



1/2"-4" meet UL 6 and ANSI C80.1
Federal Specification WW-C-563

Features

- Low conductivity, high corrosion resistance
- Smooth defect free interior and exterior

Applications

- For a secure connection to Rigid conduit; bend enables directional changes in conduit

Standard Material

- Galvanized steel

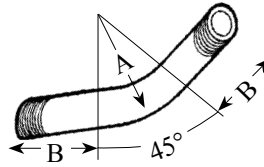
| Catalog Number | UPC | Size | Ship Case | Weight/Case | (A) Min. UL Radius | (B) Straight Leg Each End | (C) Offset |
|----------------|-------|---------------|-----------|-------------|--------------------|---------------------------|------------|
| 61 | 31030 | 1/2" | 50 | 40 | 4.00 | 2.875 | 6.343 |
| 62 | 31040 | 3/4" | 50 | 54 | 4.50 | 2.875 | 6.781 |
| 63 | 31050 | 1" | 20 | 40 | 5.750 | 3.00 | 8.901 |
| 64 | 31060 | 1-1/4" | 20 | 60 | 7.250 | 3.25 | 10.25 |
| 65 | 31070 | 1-1/2" | 10 | 42 | 8.250 | 3.625 | 11.937 |
| 66 | 31080 | 2" | 10 | 68 | 9.50 | 4.1875 | 14.031 |
| 67 | 31090 | 2-1/2" | 1 | 13 | 10.50 | 5.25 | 16.00 |
| 68 | 31100 | 3" | 1 | 18 | 13.00 | 5.8125 | 18.947 |
| 69 | 31110 | 3-1/2" | 1 | 26 | 15.00 | 6.75 | 22.218 |
| 70 | 31120 | 4" | 1 | 33 | 16.00 | 6.9375 | 23.437 |
| 70A | 31127 | 5" | 1 | 45 | 24.00 | 11.125 | 36.156 |
| 70B | 31128 | 6" | 1 | 48 | 30.00 | 12.4375 | 41.460 |

Rigid Elbows

45° - Galvanized Steel



1/2" to 4" meet UL 6 and ANSI C80.1
Federal Specification WW-C-563



Features

- Low conductivity, high corrosion resistance
- Smooth defect free interior and exterior

Applications

- For a secure connection to Rigid conduit; bend enables directional changes in conduit

Standard Material

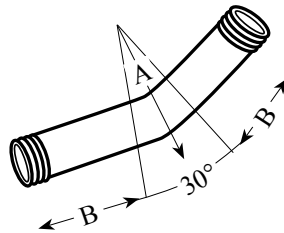
- Galvanized steel

| Catalog Number | UPC | Size | Ship Case | Weight/Case | (A) Min. UL Radius | (B) Straight Leg Each End |
|----------------|-------|--------|-----------|-------------|--------------------|---------------------------|
| 11 | 33400 | 1/2" | 50 | 26 | 4.00 | 2.875 |
| 12 | 33410 | 3/4" | 50 | 38 | 4.50 | 2.875 |
| 13 | 33420 | 1" | 35 | 45 | 5.750 | 3.00 |
| 14 | 33430 | 1-1/4" | 30 | 60 | 7.250 | 3.25 |
| 15 | 33440 | 1-1/2" | 15 | 45 | 8.250 | 3.625 |
| 16 | 33450 | 2" | 15 | 68 | 9.5 | 4.1875 |
| 17 | 33460 | 2-1/2" | 1 | 8 | 10.5 | 5.25 |
| 18 | 33470 | 3" | 1 | 13 | 13.00 | 5.8125 |
| 19 | 33480 | 3-1/2" | 1 | 16 | 15.00 | 6.75 |
| 20 | 33490 | 4" | 1 | 22 | 16.00 | 6.9375 |
| 20A | 86293 | 5" | 1 | 45 | 24.00 | 8.125 |
| 20B | 86294 | 6" | 1 | 71 | 30.00 | 13.25 |

30° - Galvanized Steel



UL 797 and ANSI C80.3
Federal Specification WW-C-563



Features

- Low conductivity, high corrosion resistance
- Smooth defect free interior and exterior

Applications

- For a secure connection to Rigid conduit; bend enables directional changes in conduit

Standard Material

- Galvanized steel

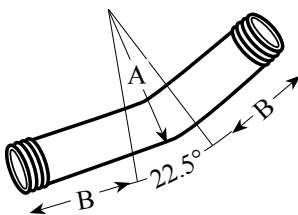
| Catalog Number | UPC | Size | Ship Case | Weight/Case | (A) Min. UL Radius | (B) Straight Leg Each End |
|----------------|-------|--------|-----------|-------------|--------------------|---------------------------|
| 6430 | 83924 | 1-1/4" | 20 | 40 | 7.25 | 2.781 |
| 6530 | 83825 | 1-1/2" | 15 | 39 | 8.25 | 2.781 |
| 6630 | 83926 | 2" | 10 | 42 | 9.5 | 2.781 |
| 6730 | 83927 | 2-1/2" | 1 | 8 | 10.5 | 3 |
| 6830 | 83928 | 3" | 1 | 12 | 13.00 | 3.125 |
| 6930 | 83929 | 3-1/2" | 1 | 17 | 15.00 | 3.281 |
| 7030 | 83930 | 4" | 1 | 20 | 16.00 | 3.375 |

Rigid Elbows

22.5° - Galvanized Steel



UL 797 and ANSI C80.3
Federal Specification WW-C-563



Features

- Low conductivity, high corrosion resistance
- Smooth defect free interior and exterior

Applications

- For a secure connection to Rigid conduit; bend enables directional changes in conduit

Standard Material

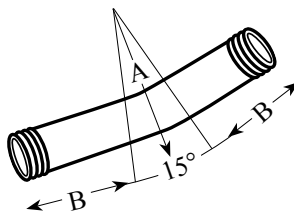
- Galvanized steel

| Catalog Number | UPC | Size | Ship Case | Weight/Case | (A) Min. UL Radius | (B) Straight Leg Each End |
|----------------|-------|--------|-----------|-------------|--------------------|---------------------------|
| 6422 | 83910 | 1-1/4" | 20 | 34 | 7.25 | 2.781 |
| 6522 | 83911 | 1-1/2" | 15 | 36 | 8.25 | 2.781 |
| 6622 | 83912 | 2" | 10 | 38 | 9.5 | 2.781 |
| 6722 | 83913 | 2-1/2" | 1 | 8 | 10.5 | 3 |
| 6822 | 83914 | 3" | 1 | 11 | 13 | 3.125 |
| 6922 | 83915 | 3-1/2" | 1 | 14 | 15 | 3.281 |
| 7022 | 83916 | 4" | 1 | 18 | 16 | 3.375 |

15° - Galvanized Steel



UL 797 and ANSI C80.3
Federal Specification WW-C-563



Features

- Low conductivity, high corrosion resistance
- Smooth defect free interior and exterior

Applications

- For a secure connection to Rigid conduit; bend enables directional changes in conduit

Standard Material

- Galvanized steel

| Catalog Number | UPC | Size | Ship Case | Weight/Case | (A) Min. UL Radius | (B) Straight Leg Each End |
|----------------|-------|--------|-----------|-------------|--------------------|---------------------------|
| 6415 | 83917 | 1-1/4" | 20 | 32 | 7.25 | 2.781 |
| 6515 | 83918 | 1-1/2" | 15 | 34 | 8.25 | 2.781 |
| 6615 | 83919 | 2" | 10 | 33 | 9.5 | 2.781 |
| 6715 | 83920 | 2-1/2" | 1 | 7 | 10.5 | 3 |
| 6815 | 83921 | 3" | 1 | 10 | 13 | 3.125 |
| 6915 | 83922 | 3-1/2" | 1 | 13 | 15 | 3.281 |
| 7015 | 83923 | 4" | 1 | 17 | 16 | 3.375 |

Rigid Special Radius Elbows

NPT Thread with End Cap on Each End - Galvanized Steel



| Catalog Number | UPC | Size | Ship Case | Weight/Case |
|----------------|-------|------------------------|-----------|-------------|
| 6624 | 31082 | 2 x 90 x 24 | 1 | 17 |
| 6630SR | 86364 | 2 x 90 x 30 | 1 | 20 |
| 6636 | 31084 | 2 x 90 x 36 | 1 | 22 |
| 6642 | 31085 | 2 x 90 x 42 | 1 | 25 |
| 6648 | 31086 | 2 x 90 x 48 | 1 | 29 |
| | | | | |
| 6724 | 31092 | 2-1/2 x 90 x 24 | 1 | 26 |
| 6730SR | 86365 | 2-1/2 x 90 x 30 | 1 | 30 |
| 6736 | 31094 | 2-1/2 x 90 x 36 | 1 | 34 |
| 6742 | 31095 | 2-1/2 x 90 x 42 | 1 | 39 |
| 6748 | 31096 | 2-1/2 x 90 x 48 | 1 | 45 |
| | | | | |
| 6824 | 31102 | 3 x 90 x 24 | 1 | 33 |
| 6830SR | 86321 | 3 x 90 x 30 | 1 | 38 |
| 6836 | 31104 | 3 x 90 x 36 | 1 | 43 |
| 6842 | 31105 | 3 x 90 x 42 | 1 | 54 |
| 6848 | 31106 | 3 x 90 x 48 | 1 | 60 |
| | | | | |
| 6924 | 31112 | 3-1/2 x 90 x 24 | 1 | 41 |
| 6930SR | 70004 | 3-1/2 x 90 x 30 | 1 | 47 |
| 6936 | 31114 | 3-1/2 x 90 x 36 | 1 | 53 |
| 6942 | 31115 | 3-1/2 x 90 x 42 | 1 | 62 |
| 6948 | 31116 | 3-1/2 x 90 x 48 | 1 | 66 |
| | | | | |
| 7018 | 70005 | 4 x 90 x 18 | 1 | 40 |
| 7024 | 31122 | 4 x 90 x 24 | 1 | 47 |
| 7030SR | 70006 | 4 x 90 x 30 | 1 | 54 |
| 7036 | 31124 | 4 x 90 x 36 | 1 | 72 |
| 7042 | 31125 | 4 x 90 x 42 | 1 | 72 |
| 7048 | 31126 | 4 x 90 x 48 | 1 | 81 |
| 7060 | 70007 | 4 x 90 x 60 | 1 | 88 |
| | | | | |
| 70A36 | 31129 | 5 x 90 x 36 | 1 | 83 |
| 70A42 | 86304 | 5 x 90 x 42 | 1 | 98 |
| 70A48 | 70008 | 5 x 90 x 48 | 1 | 108 |
| 70A60 | 70009 | 5 x 90 x 60 | 1 | 122 |
| | | | | |
| 70B36 | 82488 | 6 x 90 x 36 | 1 | 120 |
| 70B42 | 70010 | 6 x 90 x 42 | 1 | 135 |
| 70B48 | 70011 | 6 x 90 x 48 | 1 | 145 |
| 70B60 | 70012 | 6 x 90 x 60 | 1 | 165 |

Features

- Low conductivity, high corrosion resistance
- Smooth defect free interior and exterior
- NPT thread with end cap on each end

Applications

- For a secure connection to Rigid conduit; bend enables directional changes in conduit

Standard Material

- Galvanized steel

Conduit Nipples

Galvanized Steel



1/2"-4" meet UL 6 and ANSI C80.1
Federal Specification WW-C-563

Features

- NPT thread
- High corrosion resistance

Applications

- Use to extend a length of threaded Rigid or IMC conduit

Standard Material

- Galvanized steel

| Catalog Number | UPC | Size | Length Inches | Ship Case | Weight/100 |
|----------------|-------|------|---------------|-----------|------------|
| 6451 | 31130 | 1/2" | CLOSE | 25 | 6 |
| 6451112 | 31140 | 1/2" | 1-1/2 | 25 | 8 |
| 64512 | 31150 | 1/2" | 2 | 25 | 12 |
| 6451212 | 31160 | 1/2" | 2-1/2 | 25 | 15 |
| 64513 | 31170 | 1/2" | 3 | 25 | 26 |
| 6451312 | 31180 | 1/2" | 3-1/2 | 25 | 6 |
| 64514 | 31190 | 1/2" | 4 | 25 | 26 |
| 64515 | 31200 | 1/2" | 5 | 25 | 33 |
| 64516 | 31210 | 1/2" | 6 | 25 | 40 |
| 64518 | 31220 | 1/2" | 8 | 1 | 54 |
| 645110 | 31230 | 1/2" | 10 | 1 | 68 |
| 645112 | 31240 | 1/2" | 12 | 1 | 82 |
| | | | | | |
| 6452 | 31250 | 3/4" | CLOSE | 25 | 9 |
| 6452112 | 31251 | 3/4" | 1-1/2 | 25 | 10 |
| 64522 | 31260 | 3/4" | 2 | 25 | 14 |
| 6452212 | 31270 | 3/4" | 2-1/2 | 25 | 19 |
| 64523 | 31280 | 3/4" | 3 | 25 | 26 |
| 6452312 | 31290 | 3/4" | 3-1/2 | 25 | 28 |
| 64524 | 31300 | 3/4" | 4 | 25 | 34 |
| 64525 | 31310 | 3/4" | 5 | 25 | 43 |
| 64526 | 31320 | 3/4" | 6 | 25 | 52 |
| 64528 | 31330 | 3/4" | 8 | 1 | 73 |
| 645210 | 31340 | 3/4" | 10 | 1 | 89 |
| 645212 | 31350 | 3/4" | 12 | 1 | 109 |
| | | | | | |
| 6453 | 31360 | 1" | CLOSE | 25 | 16 |
| 64532 | 31370 | 1" | 2 | 25 | 22 |
| 6453212 | 31380 | 1" | 2-1/2 | 25 | 28 |
| 64533 | 31390 | 1" | 3 | 25 | 26 |
| 6453312 | 31400 | 1" | 3-1/2 | 25 | 43 |
| 64534 | 31410 | 1" | 4 | 25 | 49 |
| 64535 | 31420 | 1" | 5 | 25 | 64 |
| 64536 | 31430 | 1" | 6 | 25 | 20 |
| 64538 | 31440 | 1" | 8 | 1 | 1 |
| 645310 | 31450 | 1" | 10 | 1 | 1 |
| 645312 | 31460 | 1" | 12 | 1 | 2 |

Conduit Nipples

Galvanized Steel

(continued)



| Catalog Number | UPC | Size | Length Inches | Ship Case | Weight/100 |
|----------------|-------|--------|---------------|-----------|------------|
| 6454 | 31470 | 1-1/4" | CLOSE | 25 | 22 |
| 64542 | 31480 | 1-1/4" | 2 | 25 | 28 |
| 6454212 | 31490 | 1-1/4" | 2-1/2 | 25 | 37 |
| 64543 | 31500 | 1-1/4" | 3 | 25 | 25 |
| 6454312 | 31510 | 1-1/4" | 3-1/2 | 25 | 55 |
| 64544 | 31520 | 1-1/4" | 4 | 25 | 66 |
| 64545 | 31530 | 1-1/4" | 5 | 25 | 84 |
| 64546 | 31540 | 1-1/4" | 6 | 25 | 25 |
| 64548 | 31550 | 1-1/4" | 8 | 1 | 1 |
| 645410 | 31560 | 1-1/4" | 10 | 1 | 2 |
| 645412 | 31570 | 1-1/4" | 12 | 1 | 2 |
| 6455 | 31580 | 1-1/2" | CLOSE | 25 | 28 |
| 64552 | 31590 | 1-1/2" | 2 | 25 | 34 |
| 6455212 | 31600 | 1-1/2" | 2-1/2 | 25 | 44 |
| 64553 | 31610 | 1-1/2" | 3 | 25 | 25 |
| 6455312 | 31620 | 1-1/2" | 3-1/2 | 25 | 68 |
| 64554 | 31630 | 1-1/2" | 4 | 25 | 80 |
| 64555 | 31640 | 1-1/2" | 5 | 25 | 103 |
| 64556 | 31650 | 1-1/2" | 6 | 25 | 31 |
| 64558 | 31660 | 1-1/2" | 8 | 1 | 2 |
| 645510 | 31670 | 1-1/2" | 10 | 1 | 2 |
| 645512 | 31680 | 1-1/2" | 12 | 1 | 3 |
| 6456 | 31690 | 2" | CLOSE | 25 | 44 |
| 6456212 | 31700 | 2" | 2-1/2 | 25 | 15 |
| 64563 | 31710 | 2" | 3 | 25 | 25 |
| 6456312 | 31720 | 2" | 3-1/2 | 40 | 88 |
| 64564 | 31730 | 2" | 4 | 40 | 103 |
| 64565 | 31740 | 2" | 5 | 40 | 132 |
| 64566 | 31750 | 2" | 6 | 30 | 25 |
| 64568 | 31760 | 2" | 8 | 1 | 2 |
| 645610 | 31770 | 2" | 10 | 1 | 3 |
| 645612 | 31780 | 2" | 12 | 1 | 3 |

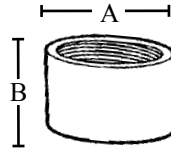
| Catalog Number | UPC | Size | Length Inches | Ship Case | Weight/100 |
|----------------|-------|--------|---------------|-----------|------------|
| 6457 | 31790 | 2-1/2" | CLOSE | 1 | 84 |
| 64573 | 31800 | 2-1/2" | 3 | 1 | 1 |
| 6457312 | 31810 | 2-1/2" | 3-1/2 | 1 | 12 |
| 64574 | 31820 | 2-1/2" | 4 | 1 | 150 |
| 64575 | 31830 | 2-1/2" | 5 | 1 | 197 |
| 64576 | 31840 | 2-1/2" | 6 | 1 | 3 |
| 64578 | 31850 | 2-1/2" | 8 | 1 | 3 |
| 645710 | 31860 | 2-1/2" | 10 | 1 | 4 |
| 645712 | 31870 | 2-1/2" | 12 | 1 | 5 |
| 6458 | 31880 | 3" | CLOSE | 1 | 1 |
| 64583 | 31890 | 3" | 3 | 1 | 1 |
| 6458312 | 31900 | 3" | 3-1/2 | 1 | 2 |
| 64584 | 31910 | 3" | 4 | 1 | 2 |
| 64585 | 31920 | 3" | 5 | 1 | 3 |
| 64586 | 31930 | 3" | 6 | 1 | 3 |
| 64588 | 31940 | 3" | 8 | 1 | 4 |
| 645810 | 31950 | 3" | 10 | 1 | 5 |
| 645812 | 31960 | 3" | 12 | 1 | 6 |
| 6459 | 31970 | 3-1/2" | CLOSE | 1 | 2 |
| 64594 | 31980 | 3-1/2" | 4 | 1 | 2 |
| 64595 | 31990 | 3-1/2" | 5 | 1 | 3 |
| 64596 | 32000 | 3-1/2" | 6 | 1 | 4 |
| 64598 | 32010 | 3-1/2" | 8 | 1 | 5 |
| 645910 | 32020 | 3-1/2" | 10 | 1 | 7 |
| 645912 | 32030 | 3-1/2" | 12 | 1 | 8 |
| 6410 | 32040 | 4" | CLOSE | 1 | 2 |
| 64104 | 32050 | 4" | 4 | 1 | 3 |
| 64105 | 32060 | 4" | 5 | 1 | 4 |
| 64106 | 32070 | 4" | 6 | 1 | 4 |
| 64108 | 32080 | 4" | 8 | 1 | 6 |
| 641010 | 32090 | 4" | 10 | 1 | 8 |
| 641012 | 32100 | 4" | 12 | 1 | 9 |

Rigid Couplings

Tubular Threaded Type - Galvanized Steel



1/2"-4" meet UL 6 and ANSI C80.1
Federal Specification WW-C-563



Features

- NPSM thread type

Applications

- Indoor or outdoor use
- Use to join and ensure proper alignment of threaded Rigid or IMC conduit

Standard Material

- Steel

Standard Finish

- Zinc plated

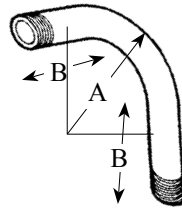
| Catalog Number | UPC | Size | Threads Per Inch | Ship Case | Weight/Case | A | B |
|----------------|-------|--------|------------------|-----------|-------------|------|-------|
| 51 | 10130 | 1/2" | 14 | 100 | .12 | 1.63 | 1.563 |
| 52 | 87230 | 3/4" | 14 | 50 | .17 | 1.64 | 1.625 |
| 53 | 10150 | 1" | 11-1/2 | 30 | .29 | 1.97 | 2.000 |
| 54 | 10160 | 1-1/4" | 11-1/2 | 25 | .38 | 2.03 | 2.063 |
| 55 | 10170 | 1-1/2" | 11-1/2 | 25 | .53 | 2.06 | 2.063 |
| 56 | 10180 | 2" | 11-1/2 | 20 | .70 | 2.13 | 2.125 |
| 57 | 10190 | 2-1/2" | 8 | 12 | 1.80 | 2.19 | 3.125 |
| 58 | 10200 | 3" | 8 | 8 | 2.26 | 3.31 | 3.250 |
| 59 | 10210 | 3-1/2" | 8 | 4 | 3.50 | 3.41 | 3.375 |
| 60 | 10220 | 4" | 8 | 4 | 3.13 | 3.52 | 3.500 |
| 60A | 10230 | 5" | 8 | 2 | 4.75 | 3.95 | 3.750 |
| 60B | 10240 | 6" | 8 | 1 | 7.65 | 4.25 | 4.000 |

Rigid Elbows

90° - Aluminum



UL listed, UL 6 and ANSI C80.5



Features

- 90 degree elbows are available from 1/2" thru 4"
- Manufactured from 6063 aluminum alloy for lightweight and corrosion resistant protection
- NPT threads are protected with color coded threaded end caps

Applications

- For use in harsh or clean environments such as waste-water treatment, food processing, oil refineries, paper mills, and power plants

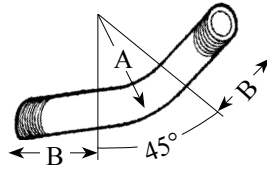
Standard Material

- 6063 aluminum alloy

| Catalog Number | UPC | Size | Ship Case | Weight/Case | (A) Min. UL Radius | (B) Straight Leg Each End |
|----------------|-------|--------|-----------|-------------|--------------------|---------------------------|
| 61AL | 87240 | 1/2" | 50 | 10.7 | 4 | 1.69 |
| 62AL | 87241 | 3/4" | 50 | 17.7 | 4.50 | 2.17 |
| 63AL | 87242 | 1" | 20 | 11.5 | 5.750 | 2.36 |
| 64AL | 87243 | 1-1/4" | 20 | 18.9 | 7.250 | 2.76 |
| 65AL | 87244 | 1-1/2" | 10 | 13.2 | 8.250 | 3.15 |
| 66AL | 87245 | 2" | 10 | 21.4 | 9.50 | 3.54 |
| 67AL | 87246 | 2-1/2" | 1 | 3.6 | 10.50 | 4.72 |
| 68AL | 87247 | 3" | 1 | 5.8 | 13 | 5.31 |
| 69AL | 87248 | 3-1/2" | 1 | 8.4 | 15 | 6.1 |
| 70AL | 87249 | 4" | 1 | 10.2 | 16 | 6.5 |

Rigid Elbows

45° - Aluminum



UL listed, UL 6 and ANSI C80.5

| Catalog Number | UPC | Pipe Size | Ship Case | Weight/Case | (A) Min. UL Radius | (B) Straight Leg Each End |
|----------------|-------|---------------|-----------|-------------|--------------------|---------------------------|
| 11AL | 87250 | 1/2" | 50 | 12.2 | 4.00 | 1.89 |
| 12AL | 87251 | 3/4" | 50 | 17.7 | 4.50 | 2.13 |
| 13AL | 87252 | 1" | 35 | 20.1 | 5.750 | 2.28 |
| 14AL | 87253 | 1-1/4" | 30 | 28.4 | 7.250 | 2.76 |
| 15AL | 87254 | 1-1/2" | 15 | 19.8 | 8.250 | 3.27 |
| 16AL | 87255 | 2" | 15 | 32.1 | 9.5 | 3.94 |
| 17AL | 87256 | 2-1/2" | 1 | 3.6 | 10.5 | 4.53 |
| 18AL | 87257 | 3" | 1 | 5.8 | 13 | 5.91 |
| 19AL | 87258 | 3-1/2" | 1 | 8.4 | 15 | 7.09 |
| 20AL | 87259 | 4" | 1 | 10.2 | 16 | 7.87 |

Features

- 45 degree elbows are available from 1/2" thru 4"
- Manufactured from 6063 aluminum alloy for lightweight and corrosion resistant protection
- NPT threads are protected with color coded threaded end caps

Applications

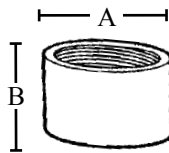
- For use in harsh or clean environments such as waste-water treatment, food processing, oil refineries, paper mills, and power plants

Standard Material

- 6063 aluminum alloy

Rigid Couplings

Tubular Threaded Type - Aluminum



UL listed UL 6 and ANSI C80.5

| Catalog Number | UPC | Size | Threads Per Inch | Ship Case | Weight/Case | A | B |
|----------------|-------|---------------|------------------|-----------|-------------|------|------|
| 51AL | 87230 | 1/2" | 14 | 100 | 6.0 | 1.08 | 1.67 |
| 52AL | 87231 | 3/4" | 14 | 50 | 4.5 | 1.33 | 1.69 |
| 53AL | 87232 | 1" | 11-1/2 | 30 | 3.6 | 1.56 | 1.97 |
| 54AL | 87233 | 1-1/4" | 11-1/2 | 25 | 4.7 | 1.95 | 2.07 |
| 55AL | 87234 | 1-1/2" | 11-1/2 | 25 | 5.8 | 2.22 | 2.11 |
| 56AL | 87235 | 2" | 11-1/2 | 20 | 7.0 | 2.75 | 2.14 |
| 57AL | 87236 | 2-1/2" | 8 | 12 | 7.2 | 3.28 | 3.24 |
| 58AL | 87237 | 3" | 8 | 8 | 6.7 | 3.97 | 3.31 |
| 59AL | 87238 | 3-1/2" | 8 | 4 | 3.9 | 4.44 | 3.41 |
| 60AL | 87239 | 4" | 8 | 4 | 5.3 | 5 | 3.54 |

Features

- Rigid aluminum couplings are available from 1/2" thru 4"
- Manufactured from 6063 aluminum alloy for lightweight and corrosion resistant protection
- NPSM threads

Applications

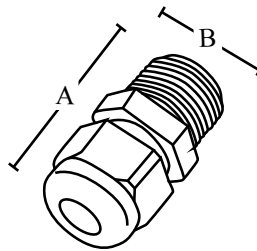
- For use with aluminum rigid conduit or elbows in a harsh or clean environment, such as waste-water treatment, food processing, oil refineries, paper mills, and power plants

Standard Material

- 6063 aluminum alloy

Liquidtight Cord Grips

NPT Hubs - 6/6 Nylon



Features

- Liquidtight at up to 70 P.S.I. water pressure
- Acme threads on body prevent skipping and speed installation
- Multiple sizes for cable diameters
- Suitable for NEMA type 6 enclosures
- IP68 Rating
- Locknuts sold separately

Applications

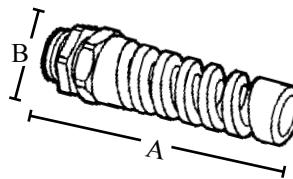
- Indoor or outdoor use
- Prevents cable pullout and controls arc of bend

Standard Material

- 6/6 nylon

| Catalog Number | UPC | Size | Cable Diameter Min. Max. | Unit Carton | Ship Case | Weight/ Case | A | B |
|----------------|-------|-------------|-----------------------------|----------------|--------------|-----------------|------|------|
| LTF38 | 30110 | 3/8" | .18 - .31 | 25 | 100 | 2 | 1.49 | .75 |
| RLTF38 | 30120 | 3/8" | .069 - .187 | 25 | 100 | 2 | 1.49 | .75 |
| LTF12 | 30130 | 1/2" | .17 - .450 | 25 | 100 | 3 | 1.53 | .93 |
| LTF34 | 30150 | 3/4" | .45 - .709 | 10 | 100 | 5 | 1.97 | 1.30 |
| RLTF34 | 30160 | 3/4" | .250 - .485 | 10 | 100 | 5 | 1.97 | 1.30 |
| LTF1 | 30170 | 1" | .59 - 1.00 | 10 | 100 | 6 | 2.42 | 1.65 |

Flex NPT Hubs - 6/6 Nylon



Features

- Prevents sharp bends and extends cable life
- Liquidtight at up to 70 P.S.I. water pressure
- Acme threads on body prevent skipping and speed installation
- Multiple sizes for cable diameters
- Suitable for NEMA type 6 enclosures
- IP68 Rating
- Locknuts sold separately

Applications

- Indoor or outdoor use
- Prevents cable pullout and controls arc of bend

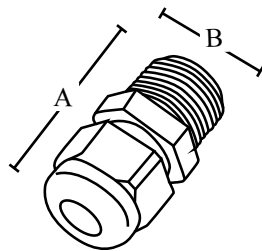
Standard Material

- 6/6 nylon

| Catalog Number | UPC | Size | Cable Diameter Min. Max. | Unit Carton | Ship Case | Weight/ Case | A | B |
|-------------------|-------|-------------|-----------------------------|----------------|--------------|-----------------|------|------|
| FLEXLTF38 | 30300 | 3/8" | .19 - .31 | 25 | 100 | 2 | 3.09 | .87 |
| FLEXRLTF38 | 30310 | 3/8" | .08 - .23 | 25 | 100 | 2 | 3.09 | .87 |
| FLEXLTF12 | 30320 | 1/2" | .27 - .48 | 25 | 100 | 3 | 4.03 | .93 |
| FLEXRLTF12 | 30330 | 1/2" | .20 - .35 | 25 | 100 | 3 | 4.03 | .93 |
| FLEXLTF34 | 30340 | 3/4" | .55 - .70 | 10 | 100 | 11 | 5.09 | 1.31 |
| FLEXRLTF34 | 30350 | 3/4" | .36 - .63 | 10 | 100 | 11 | 5.09 | 1.31 |

Liquidtight Cord Grips

PG Hubs - 6/6 Nylon



Features

- PG threads
- Liquidtight at up to 70 P.S.I. water pressure
- Acme threads on body prevent skipping and speed installation
- Multiple sizes for cable diameters
- Suitable for NEMA type 6 enclosures
- IP68 Rating

Applications

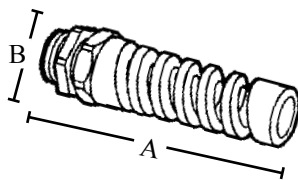
- Indoor or outdoor use
- Prevents cable pullout and controls arc of bend

Standard Material

- 6/6 nylon

| Catalog Number | UPC | Size | Cable Diameter Min. Max. | Unit Carton | Ship Case | Weight/ Case | A | B |
|----------------|-------|-------------|-----------------------------|----------------|--------------|-----------------|------|------|
| LTF7 | 30230 | PG7 | .114 - .25 | 25 | 100 | 1 | 1.17 | .59 |
| LTF9 | 30240 | PG9 | .181 - .312 | 25 | 100 | 2 | 1.30 | .75 |
| LTF11 | 30250 | PG11 | .23 - .395 | 25 | 100 | 3 | 1.46 | .86 |
| LTF13 | 30260 | PG13 | .17 - .45 | 25 | 100 | 3 | 1.41 | .95 |
| RLTF16 | 30270 | PG16 | .23 - .53 | 10 | 100 | 4 | 1.66 | 1.05 |
| LTF21 | 30280 | PG21 | .45 - .705 | 10 | 100 | 6 | 1.87 | 1.30 |
| LTF29 | 30290 | PG29 | .59 - .99 | 10 | 100 | 6 | 2.23 | 1.66 |

Flex PG Hubs - 6/6 Nylon



Features

- PG threads
- Prevents sharp bends and extends cable life
- Liquidtight at up to 70 P.S.I. water pressure
- Acme threads on body prevent skipping and speed installation
- Multiple sizes for cable diameters
- Suitable for NEMA type 6 enclosures
- IP68 Rating
- Locknuts sold separately

Applications

- Indoor or outdoor use
- Prevents cable pullout and controls arc of bend

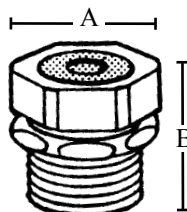
Standard Material

- 6/6 nylon

| Catalog Number | UPC | Size | Cable Diameter Min. Max. | Unit Carton | Ship Case | Weight/ Case | A | B |
|-------------------|-------|-------------|-----------------------------|----------------|--------------|-----------------|------|------|
| FLEXLTF7 | 30360 | PG7 | .09 - .26 | 25 | 100 | 2 | 2.46 | .59 |
| FLEXRLTF9 | 30370 | PG9 | .20 - .30 | 25 | 100 | 2 | 2.80 | .75 |
| FLEXLTF11 | 30380 | PG11 | .23 - .39 | 25 | 100 | 4 | 3.40 | .87 |
| FLEXRLTF13 | 30390 | PG13 | .27 - .48 | 25 | 100 | 5 | 3.89 | .95 |
| FLEXLTF16 | 30400 | PG16 | .43 - .55 | 10 | 100 | 10 | 4.36 | 1.07 |
| FLEXRLTF21 | 30410 | PG21 | .55 - .70 | 10 | 100 | 11 | 4.95 | 1.30 |

Flexible Cord Connectors

Strain Relief - Zinc Die Cast



E148715

Features

- Provides excellent strain relief for indoor and outdoor use
- Prevents cable pullout
- Provides tight seal against elemental damage

Applications

- Indoor and outdoor use

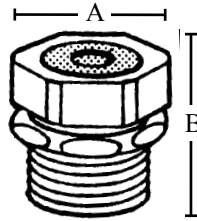
Standard Material

- Zinc die cast

| Catalog Number | UPC | Size | Cable Range | Unit Carton | Ship Case | Weight/Case | Range | | | |
|----------------|-------|-------------|-------------|-------------|-----------|-------------|-------|------|------|------|
| | | | | | | | A | B | Min. | Max. |
| 881 | 18880 | 1/2" | .190 - .260 | 25 | 250 | 43 | .96 | 1.30 | .190 | .260 |
| 881A | 18890 | 1/2" | .260 - .375 | 25 | 250 | 43 | .96 | 1.30 | .260 | .375 |
| 881B | 18900 | 1/2" | .375 - .500 | 25 | 250 | 43 | .96 | 1.30 | .375 | .500 |
| 882 | 18910 | 3/4" | .375 - .500 | 25 | 250 | 65 | 1.20 | 1.32 | .440 | .500 |
| 882A | 18920 | 3/4" | .500 - .625 | 25 | 250 | 65 | 1.20 | 1.32 | .500 | .625 |
| 882B | 18930 | 3/4" | .625 - .750 | 25 | 250 | 65 | 1.20 | 1.32 | .625 | .725 |
| 883 | 18939 | 1" | .375 - .500 | 10 | 100 | 34 | 1.51 | 1.58 | .375 | .500 |
| 883A | 18940 | 1" | .500 - .625 | 10 | 100 | 34 | 1.51 | 1.58 | .500 | .625 |
| 883B | 18950 | 1" | .625 - .750 | 10 | 100 | 34 | 1.51 | 1.58 | .625 | .750 |
| 883C | 18960 | 1" | .750 - .880 | 10 | 100 | 34 | 1.51 | 1.58 | .750 | .880 |
| 883D | 18970 | 1" | .880 - .985 | 10 | 100 | 34 | 1.51 | 1.58 | .875 | .985 |

Flexible Cord Connectors

Strain Relief - Steel



Features

- Grommets enhance sealing for additional protection
- Provides excellent strain relief
- For indoor and outdoor use
- Prevents cable pullout

Applications

- Provides tight seal against elemental damage

Standard Material

- Steel

Standard Finish

- Zinc plated

| Catalog Number | UPC | Size | Cable Range | Unit Carton | Ship Case | Weight/Case | A | B | Grommet Color |
|-----------------|-------|-------------|--------------|-------------|-----------|-------------|-------|-------|---------------|
| 50A250 | 10080 | 1/2" | .15" - .25" | --- | 25 | 3 | .975 | 1.937 | Red |
| 50A350 | 10090 | 1/2" | .25" - .35" | --- | 25 | 3 | .975 | 1.937 | White |
| 50A450 | 10100 | 1/2" | .35" - .45" | --- | 25 | 3 | .975 | 1.937 | Blue |
| 50A560 | 10110 | 1/2" | .45" - .56" | --- | 25 | 3 | .975 | 1.937 | Green |
| 50A650 | 10120 | 1/2" | .55" - .65" | --- | 25 | 3 | .975 | 1.937 | Brown |
| 75A250 | 10250 | 3/4" | .15" - .25" | --- | 25 | 3 | 1.220 | 1.937 | Red |
| 75A350 | 10260 | 3/4" | .25" - .35" | --- | 25 | 3 | 1.220 | 1.937 | White |
| 75A450 | 10270 | 3/4" | .35" - .45" | --- | 25 | 3 | 1.220 | 1.937 | Blue |
| 75A560 | 10280 | 3/4" | .45" - .55" | --- | 25 | 3 | 1.220 | 1.937 | Green |
| 75A650 | 10290 | 3/4" | .55" - .65" | --- | 25 | 3 | 1.220 | 1.937 | Brown |
| 75B750 | 10300 | 3/4" | .65" - .75" | --- | 25 | 3 | 1.220 | 1.562 | Yellow |
| 75B850 | 10310 | 3/4" | .75" - .85" | --- | 25 | 3 | 1.220 | 1.562 | Purple |
| 100B560 | 10450 | 1" | .45" - .56" | 10 | 100 | 28 | 1.50 | 1.75 | Green |
| 100B650 | 10460 | 1" | .55" - .65" | 10 | 100 | 28 | 1.50 | 1.75 | Brown |
| 100B750 | 10470 | 1" | .65" - .75" | 10 | 100 | 28 | 1.50 | 1.75 | Yellow |
| 100B850 | 10480 | 1" | .75" - .85" | 10 | 100 | 28 | 1.50 | 1.75 | Purple |
| 100C950 | 10490 | 1" | .85" - .95" | 10 | 100 | 28 | 1.50 | 1.875 | Gray |
| 100C1050 | 10500 | 1" | .95" - 1.05" | 10 | 100 | 28 | 1.50 | 1.875 | Black |

Larger sizes available
See specifications on next page

Flexible Cord Connectors

Strain Relief - Steel

Cable Chart for Flexible Cord Connectors

| Catalog Number | Size | Cable Range Min. Max. | For types SO, ST, & STO | For Types SJ, STO, SJT SJT, SVO, and bus drop for VNTC type tray cable | For VNTC type tray cable |
|----------------|------|--------------------------|--|---|---|
| 50A250 | 1/2" | .150 - .250 | | 18-2,3 SVO | |
| 50A350 | 1/2" | .250 - .350 | | 18-2,3 SJT 18-2,3,4 SJO 16-2,3 SJO | 18-3,4 & 5 16-3 & 4 14-3 |
| 50A450 | 1/2" | .350 - .450 | 18-2,3,4 16-2,3,4 | 16-4 SJO 14-2,3,4 SJO 12-2 SJO 14-3 Bus Drop | 18-6 to 18-11 16-5 to 16-8 14-4 to 14-7 12-3 & 4 also Composite Cables 3 # 16 & 4 # 14 |
| 50A560 | 1/2" | .450 - .560 | 18-5,6,7 16-5,6 14-2,3 | 12-3 SJO 12-3 & 10-3 Bus Drop | 18-10 to 18-16 16-9 to 16-12 14-8 to 14-9 12-5 & 12-7 10-3 to 10-4 also Composite Cables 3 # 12 & 4 # 14 3 # 10 & 4 # 14 |
| 50A650 | 1/2" | .550 - .650 | 18-8,10 16-7,8 14-4 12-2,3 10-2 | | 18-17 to 18-23 16-13 to 16-19 14-10 to 14-14 12-8 & 9 10-5 to 10-7 8-2 to 8-4 also Composite Cables 3 # 8 & 4 # 14 3 # 10 & 4 # 12 |
| 75A250 | 3/4" | .150 - .250 | | 18-2,3 SVO | |
| 75A350 | 3/4" | .250 - .350 | | 18-2,3 SJT 18-2,3,4 SJO 16-2,3 SJO | 18-3,4 & 5 16-3,4 14-3 |
| 75A450 | 3/4" | .350 - .450 | 18-2,3,4 16-2,3,4 | 16-4 SJO 14-2,3,4 SJO 12-2 SJO 14-3 Bus Drop | 18-6 to 18-11 16-5 to 16-8 14-4 to 14-7 12-3 & 4 also Composite Cables 3 # 16 & 4 # 14 |
| 75A560 | 3/4" | .450 - .560 | 18-5,6,7 16-5,6 14-2,3 | 12-3 SJO 12-3 & 10-3 Bus Drop | 18-10 to 18-16 16-9 to 16-12 14-8 to 14-9 12-5 to 12-7 10-3 to 10-4 also Composite Cables 3 # 12 & 4 # 14 3 # 10 & 4 # 14 |
| 75A650 | 3/4" | .550 - .650 | 18-8,10 16-7,8 14-4 12-2,3 10-2 | | 18-17 to 18-23 16-13 to 16-19 14-10 to 14-14 12-8 & 9 10-5 to 10-7 8-2 to 8-4 also Composite Cables 3 # 8 & 4 # 14 3 # 10 & 4 # 12 |
| 75B750 | 3/4" | .650 - .750 | 18-12,14 16-10,12 14-5,6,7 12-4,5 10-3,4 8-2 | 8-3 Bus Drop | 18-24 to 18-37 16-20 to 16-27 14-15 to 14-21 12-5 to 12-7 10-3 to 10-4 also Composite Cables 3 # 6 & 4 # 14 3 # 8 & 4 # 12 |
| 75B850 | 3/4" | .750 - .850 | 18-16,18,20 16-14,16,18 14-8 12-6,7,8 10-5 8-3,4 6-2 | 6-3 Bus Drop | 16-28 to 16-33 14-22 to 14-26 12-15 to 12-19 10-10 to 10-11 6-4 4-2 also Composite Cables 3 # 6 & 4 # 12 3 # 6 & 6 # 14 3 # 6 & 6 # 12 |
| 100B560 | 1" | .450 - .560 | 18-5,6,7 16-5,6 14-2,3 | 12-3 SJO 12-3 & 10-3 Bus Drop | 18-10 to 18-16 16-9 to 16-12 14-8 to 14-9 12-5 to 12-7 10-3 to 10-4 also Composite Cables 3 # 12 & 4 # 14 3 # 10 & 4 # 14 |
| 100B650 | 1" | .550 - .650 | 18-8,10 16-7, 8 14-4 12-2,3 10-2 | | 18-17 to 18-23 16-13 to 16-19 14-10 to 14-14 12-8,9 10-5 to 10-7 8-2 to 8-4 also Composite Cables 3 # 8 & 4 # 14 3 # 10 & 4 # 12 |
| 100B750 | 1" | .650 - .750 | 18-2,14 16-10,12 14-5,6,7 12-4,5 10-3,4 8-2 | 8-3 Bus Drop | 18-24 to 18-37 16-20 to 16-27 14-15 to 14-21 12-10 to 12-14 10-8 to 10-9 6-3 also Composite Cables 3 # 6 & 4 # 14 3 # 8 & 4 # 12 |
| 100B850 | 1" | .750 - .850 | 18-16,18,20 16-14,16,18 14-8 12-6,7,8 10-5 8-3,4 6-2 | 6-3 Bus Drop | 16-28 to 16-33 14-22 to 14-26 12-15 to 12-19 10-10 to 10-11 6-4 to 4-2 also Composite Cables 3 # 6 & 4 # 12 3 # 6 & 6 # 14 3 # 6 & 6 # 12 |
| 100C950 | 1" | .850 - .950 | 18-22,24,26 16-20,22,24 14-10,12 10-6,7,8 6-3,4 | 4-3 Bus Drop | 16-34 to 16-37 14-27 to 14-33 12-20 to 12-23 10-12 4-3 also Composite Cables 3 # 4 & 4 # 14 3 # 4 & 4 # 12 |
| 100C1050 | 1" | .950 - 1.050 | 18-30 16-26 14-14,16 12-10 4-3 | | 14-34 to 14-37 12-24 to 12-30 4-4 2-2 2-3 also Composite Cables 3 # 2 & 4 # 14 3 # 2 & 4 # 12 3 # 2 & 6 # 14 |

Knockout Bushings

6/6 Nylon



| Catalog Number | UPC | Inside Diameter | KO Size | Unit Carton | Ship Case | Weight/Case |
|----------------|-------|-----------------|---------|-------------|-----------|-------------|
| SB8756 | 32620 | 3/8" | 1/2" | 100 | 1000 | 4 |
| SB8757 | 32630 | 7/16" | 1/2" | 100 | 1000 | 4 |
| SB8758 | 32640 | 1/2" | 1/2" | 100 | 1000 | 4 |
| SB8759 | 32650 | 9/16" | 1/2" | 100 | 1000 | 4 |
| SB87510 | 32660 | 5/8" | 1/2" | 100 | 1000 | 4 |
| SB87511 | 32670 | 11/16" | 1/2" | 100 | 1000 | 4 |
| SB109313 | 32690 | 13/16" | 3/4" | 100 | 1000 | 6 |
| SB109314 | 32700 | 7/8" | 3/4" | 100 | 1000 | 6 |
| SB109315 | 32710 | 15/16" | 3/4" | 100 | 1000 | 6 |
| SB137514 | 32760 | 7/8" | 1" | 100 | 1000 | 8 |
| SB137516 | 32770 | 1" | 1" | 100 | 1000 | 8 |
| SB175022 | 32810 | 1-3/8" | 1 1/4" | 50 | 500 | 6 |
| SB200026 | 32820 | 1-5/8" | 1 1/2" | 50 | 500 | 7 |
| SB2.531 | 32840 | 1-31/32" | 2" | 10 | 100 | 4 |
| SB3.039 | 32850 | 2-15/32" | 2 1/2" | 10 | 100 | 4 |
| SB3.547 | 32860 | 2-15/16" | 3" | 10 | 100 | 4 |
| SB4.055 | 32870 | 3-7/16" | 3 1/2" | 10 | 100 | 4 |

Features

- Suitable for use with electrical knockouts

Applications

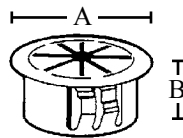
- For use in mounting panels up to 1/4" thick, convert raw edged holes to smooth, neat, insulated holes
- Insulate and mechanically protect electrical and telecommunications cables, tubing, hose, rope and utility lines
- Locking fingers snap into holes with fingertip pressure; capable of withstanding a push back force of greater than 35 pounds

Standard Material

- 6/6 nylon

Universal Bushings

Black - 6/6 Nylon



| Catalog Number | UPC | Mounting Hole Diameter | KO | Unit Carton | Ship Case | Weight/Case | Max. Inside Diameter | | |
|----------------|-------|------------------------|------|-------------|-----------|-------------|----------------------|------|-------|
| | | | | | | | A | B | I |
| UB625 | 30620 | 0.625 | --- | 100 | 1000 | 4 | .719 | .406 | .437 |
| UB750 | 30630 | 0.750 | --- | 100 | 1000 | 4 | .859 | .391 | .500 |
| UB812 | 30640 | 0.812 | --- | 100 | 1000 | 4 | .859 | .391 | .500 |
| UB875 | 30650 | 0.875 | 1/2" | 100 | 1000 | 4 | .938 | .453 | .562 |
| UB1000 | 30660 | 1.000 | --- | 100 | 1000 | 5 | 1.063 | .453 | .750 |
| UB1093 | 30670 | 1.093 | 3/4" | 100 | 1000 | 5 | 1.156 | .453 | .812 |
| UB1375 | 30680 | 1.375 | 1" | 100 | 1000 | 5 | 1.438 | .453 | 1.000 |

Features

- .125 maximum thickness
- Flexible shutters accommodate a variety of shapes
- Easy snap in installation

Applications


- Absorbs vibration to better cushion cables and tubing with limited internal clearance

Standard Material

- 6/6 Nylon

Heavy Duty Cable Clamps

White - 6/6 Nylon



Features

- 1/2" wide; .08 thick; accommodates #8 screw
- Resists corrosion from salt water, weak acids, gasoline, alcohol, oil, grease and common solvents

Applications

- For clamping cable or tubing securely into place

Standard Material

- 6/6 nylon

| Catalog Number | UPC | Size | Unit Carton | Ship Case | Weight/Case | A (inches) | B (mm) |
|----------------|-------|---------|-------------|-----------|-------------|------------|--------|
| CCH18W | 32900 | 1/8" | 100 | 1000 | 2 | .125 | 3.2 |
| CCH316W | 32910 | 3/16" | 100 | 1000 | 2 | .187 | 4.7 |
| CCH14W | 32920 | 1/4" | 100 | 1000 | 2 | .250 | 6.4 |
| CCH516W | 32930 | 5/16" | 100 | 1000 | 2 | .312 | 7.9 |
| CCH38W | 32940 | 3/8" | 100 | 1000 | 3 | .375 | 9.5 |
| CCH716W | 32950 | 7/16" | 100 | 1000 | 3 | .437 | 11.1 |
| CCH12W | 32960 | 1/2" | 100 | 1000 | 3 | .500 | 12.7 |
| CCH916W | 32970 | 9/16" | 100 | 1000 | 3 | .562 | 14.3 |
| CCH58W | 32980 | 5/8" | 100 | 1000 | 3 | .625 | 15.9 |
| CCH1116W | 32990 | 11/16" | 100 | 1000 | 3 | .687 | 17.4 |
| CCH34W | 33000 | 3/4" | 100 | 1000 | 4 | .750 | 19.1 |
| CCH1316W | 33010 | 13/16" | 50 | 500 | 3 | .812 | 20.6 |
| CCH78W | 33020 | 7/8" | 50 | 500 | 3 | .875 | 22.2 |
| CCH1W | 33030 | 1" | 50 | 500 | 3 | 1.000 | 25.4 |
| CCH118W | 33040 | 1-1/8" | 50 | 500 | 3 | 1.125 | 28.6 |
| CCH1916W | 33050 | 1-3/16" | 50 | 500 | 3 | 1.187 | 30.1 |
| CCH114W | 33060 | 1-1/4" | 50 | 500 | 4 | 1.250 | 31.8 |
| CCH138W | 33070 | 1-3/8" | 50 | 500 | 4 | 1.375 | 34.9 |
| CCH112W | 33080 | 1-1/2" | 50 | 500 | 4 | 1.500 | 38.1 |

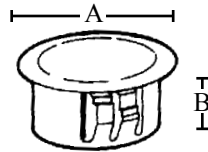
Black - 6/6 Nylon



| Catalog Number | UPC | Size | Unit Carton | Ship Case | Weight/Case | A (inches) | B (mm) |
|----------------|-------|---------|-------------|-----------|-------------|------------|--------|
| CCH18B | 30690 | 1/8" | 100 | 1000 | 2 | .125 | 3.2 |
| CCH316B | 30700 | 3/16" | 100 | 1000 | 2 | .187 | 4.7 |
| CCH14B | 30710 | 1/4" | 100 | 1000 | 2 | .250 | 6.4 |
| CCH516B | 30720 | 5/16" | 100 | 1000 | 2 | .312 | 7.9 |
| CCH38B | 30730 | 3/8" | 100 | 1000 | 3 | .375 | 9.5 |
| CCH716B | 30740 | 7/16" | 100 | 1000 | 3 | .437 | 11.1 |
| CCH12B | 30750 | 1/2" | 100 | 1000 | 3 | .500 | 12.7 |
| CCH916B | 30760 | 9/16" | 100 | 1000 | 3 | .562 | 14.3 |
| CCH58B | 30770 | 5/8" | 100 | 1000 | 3 | .625 | 15.9 |
| CCH1116B | 30780 | 11/16" | 100 | 1000 | 3 | .687 | 17.4 |
| CCH34B | 30790 | 3/4" | 100 | 1000 | 4 | .750 | 19.1 |
| CCH1316B | 30800 | 13/16" | 50 | 500 | 3 | .812 | 20.6 |
| CCH78B | 30810 | 7/8" | 50 | 500 | 3 | .875 | 22.2 |
| CCH1B | 30820 | 1" | 50 | 500 | 3 | 1.000 | 25.4 |
| CCH118B | 30830 | 1-1/8" | 50 | 500 | 3 | 1.125 | 28.6 |
| CCH1916B | 30840 | 1-3/16" | 50 | 500 | 3 | 1.187 | 30.1 |
| CCH114B | 30850 | 1-1/4" | 50 | 500 | 4 | 1.250 | 31.8 |
| CCH138B | 30860 | 1-3/8" | 50 | 500 | 4 | 1.375 | 34.9 |
| CCH112B | 30870 | 1-1/2" | 50 | 500 | 4 | 1.500 | 38.1 |

Knockout Seals

Gray - 6/6 Nylon



Features

- Corrosion resistant non-metallic construction
- Safer and more cost efficient than steel snap in blanks

Applications

- Prevents shocks from metal blanks in a plastic box or enclosure

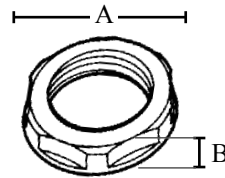
Standard Material

- 6/6 Nylon

| Catalog Number | UPC | Size | Unit Carton | Ship Case | Weight/Case | A | B |
|----------------|-------|--------|-------------|-----------|-------------|-------|------|
| PK050 | 30890 | 1/2" | 100 | 1000 | 5 | 1.016 | .453 |
| PK051 | 30900 | 3/4" | 100 | 1000 | 6 | 1.219 | .453 |
| PK052 | 30910 | 1" | 100 | 1000 | 9 | 1.500 | .453 |
| PK053 | 30920 | 1-1/4" | 50 | 500 | 7 | 1.906 | .453 |
| PK054 | 30930 | 1-1/2" | 50 | 500 | 8 | 2.141 | .453 |
| PK055 | 30940 | 2" | 10 | 100 | 11 | 2.750 | .750 |

NPT Locknuts

Black - 6/6 Nylon



Features

- NPT threads for tight seal
- Available in gray

Applications

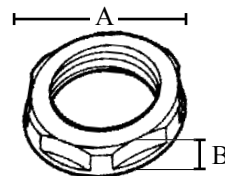
- For use in dry locations on threaded Rigid /IMC conduit to secure conduit to box or enclosure

Standard Material

- 6/6 Nylon

| Catalog Number | UPC | Size | Unit Carton | Ship Case | Weight/Case | A | B |
|----------------|-------|------|-------------|-----------|-------------|-------|------|
| NLN38B | 30950 | 3/8" | 100 | 1000 | 5 | 1.078 | .266 |
| NLN12B | 30970 | 1/2" | 100 | 1000 | 5 | 1.078 | .266 |
| NLN34B | 30990 | 3/4" | 50 | 500 | 3 | 1.313 | .266 |
| NLN1B | 31010 | 1" | 50 | 200 | 3 | 1.625 | .266 |

Gray - 6/6 Nylon



Features

- NPT threads for tight seal
- Available in black

Applications

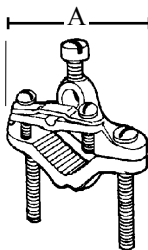
- For use in dry locations on threaded Rigid /IMC conduit to secure conduit to box or enclosure

Standard Material

- 6/6 Nylon

| Catalog Number | UPC | Size | Unit Carton | Ship Case | Weight/Case | A | B |
|----------------|-------|------|-------------|-----------|-------------|-------|------|
| NLN38G | 30960 | 3/8" | 100 | 1000 | 5 | 1.078 | .266 |
| NLN12G | 30980 | 1/2" | 100 | 1000 | 5 | 1.078 | .266 |
| NLN34G | 31000 | 3/4" | 50 | 500 | 3 | 1.313 | .266 |
| NLN1G | 31020 | 1" | 50 | 200 | 3 | 1.625 | .266 |

Ground Clamps for Armored Wire Standard - Bronze



Features

- Fits #8, 6, or 4 bare armored ground wire copper
- Integral clamp securely holds armor

Applications

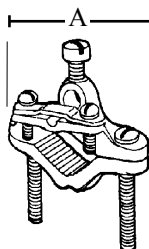
- Use to connect bare or armored copper wire to galvanized steel water pipe or copper tubing

Standard Material

- Bronze
- Screws - zinc plated steel

| Catalog Number | UPC | Size | Wire Range | Copper Rod Range | Hardware | Unit Carton | Ship Case | Weight/Case | A |
|----------------|-------|--------------------|------------|------------------|-------------------|-------------|-----------|-------------|------|
| 630B | 16240 | 1/2" - 1" | #8 - #4 | 1/2" - 1" | Zinc plated steel | 10 | 100 | 20 | 2.30 |
| 630 | 16250 | 1-1/4" - 2" | #8 - #4 | --- | Zinc plated steel | 5 | 50 | 30 | 3.60 |

For Direct Burial - Bronze



Features

- Fits #8, 6, or 4 bare armored ground wire copper
- Integral clamp securely holds armor

Applications


- Use to connect bare or armored copper wire to galvanized steel water pipe or copper tubing

Standard Material

- Bronze
- Screws - bronze/stainless steel

| Catalog Number | UPC | Size | Wire Range | Copper Rod Range | Hardware | Unit Carton | Ship Case | Weight/Case | A |
|----------------|-------|------------------|------------|------------------|------------------------|-------------|-----------|-------------|------|
| 630DB | 16260 | 1/2" - 1" | #8 - #4 | 1/2" - 1" | Bronze/Stainless steel | 10 | 100 | 20 | 2.30 |

Combination Ground Clamps for Bare Wire Lay-In Lug Style - Bronze



Features

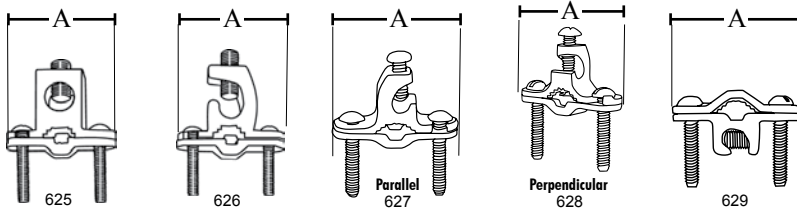
- 625, 626 and 629 - Fits 8 STR to 4/0 STR AWG copper
- 627 and 628 - Fits 10 SOL to 2 STR AWG copper
- Lay in style lug for fast and easy installation of ground wires
- Excellent corrosion protection and ground path continuity

Applications

- Use to ground bare copper wire to water pipes or rebar
- Approved for direct burial in earth and concrete
- 3/8 To 1" rebar 1/2" To 1" water pipe, copperwater pipe and ground rod

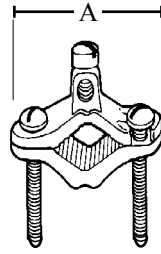
Standard Material

- Bronze



| Catalog Number | UPC | Size | Wire Range | Rebar Range | Hardware | Unit Carton | Ship Case | Weight/Case | A |
|----------------|-------|------------------|------------|-------------|-----------------|-------------|-----------|-------------|------|
| 625 | 81968 | 1/2" - 1" | #10 - #2 | 3/8" - 1" | Stainless steel | 10 | 100 | 30 | 2.36 |
| 626 | 81969 | 1/2" - 1" | #10 - #2 | 3/8" - 1" | Stainless steel | 10 | 100 | 30 | 2.28 |
| 627 | 83694 | 1/2" - 1" | #10 - #2 | 3/8" - 1" | Brass | 10 | 100 | 23 | 2.28 |
| 628 | 85208 | 1/2" - 1" | #10 - #2 | 3/8" - 1" | Brass | 10 | 100 | 23 | 2.28 |
| 629 | 85209 | 1/2" - 1" | #10 - #2 | 3/8" - 1" | Stainless steel | 10 | 100 | 21 | 2.28 |

Ground Clamps for Bare Wire Standard - Bronze



Features

- Fits #10, 8, 6, 4 and 2 AWG copper
- Excellent corrosion protection and ground path continuity
- Rotational movement of clamps permit fast removal when required

Applications

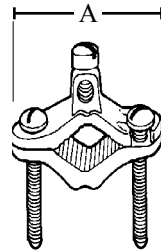

- Use to ground bare copper wire to galvanized steel water pipes or copper tubing
- Approved for direct burial in earth and concrete

Standard Material

- Bronze

| Catalog Number | UPC | Size | Wire Range | Rebar Range | Hardware | Unit Carton | Ship Case | Weight/Case | A |
|----------------|-------|-------------|------------|-------------|-------------------|-------------|-----------|-------------|------|
| 626A | 16050 | 1/2" - 1" | #10 - #2 | 5/8" - 3/4" | Zinc plated steel | 10 | 100 | 19 | 2.43 |
| 626BS | 16060 | 1/2" - 1" | #10 - #2 | 5/8" - 3/4" | Brass | 10 | 100 | 20 | 2.43 |
| 626B | 16070 | 1-1/4" - 2" | #10 - #2 | --- | Zinc plated steel | 5 | 50 | 19 | 3.60 |
| 626C | 16080 | 2-1/2" - 4" | #10 - #2 | --- | Zinc plated steel | --- | 10 | 10 | 6.35 |
| 626D | 16082 | 5" - 6" | #10 - #2 | --- | Zinc plated steel | --- | 10 | 15 | 8.50 |

Zinc Die Cast



Features

- Fits 10, 8, 6, 4 and 2 STR AWG copper
- Rotational movement of clamps permit fast removal when required

Applications

- Use to ground bare copper wire to galvanized steel water pipes or copper tubing
- Zinc construction for use with copper and aluminum
- 3/8 - 1" rebar 1/2" - 1" water pipe, copperwater pipe and ground rod

Standard Material

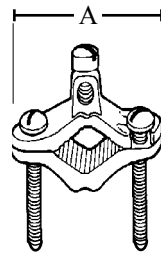
- Zinc die cast

| Catalog Number | UPC | Size | Wire Range | Rebar Range | Hardware | Unit Carton | Ship Case | Weight/Case | A |
|----------------|-------|-----------|------------|-------------|-------------------|-------------|-----------|-------------|------|
| 620Z* | 16100 | 1/2" - 1" | #10 - #2 | #8 - #2 | Zinc plated steel | 25 | 250 | 43 | 2.22 |
| 620BP** | 16110 | 1/2" - 1" | #10 - #2 | #8 - #2 | Zinc plated steel | 25 | 250 | 43 | 2.22 |

* For copper and aluminum wire

** Non UL

For Direct Burial - Bronze



Features

- Fits 10, 8, 6, 4 and 2 STR AWG copper
- Excellent corrosion protection and ground path continuity
- Rotational movement of clamps permit fast removal when required

Applications

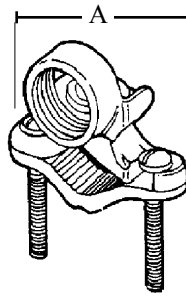
- Use as a direct burial water pipe ground clamp

Standard Material

- Bronze
- Screws - bronze/stainless steel

| Catalog Number | UPC | Size | Wire Range | Rebar Range | Hardware | Unit Carton | Ship Case | Weight/Case | A |
|----------------|-------|-----------|------------|-------------|------------------------|-------------|-----------|-------------|------|
| 620DB | 16090 | 1/2" - 1" | #10 - #2 | 1/2" - 1" | Bronze/Stainless steel | 10 | 100 | 20 | 2.28 |

Ground Clamps for Rigid Conduit With Conduit Hubs



Features

- Assembled with threaded hub for use on Rigid conduit pipe
- Corrosion resistant bronze construction

Applications

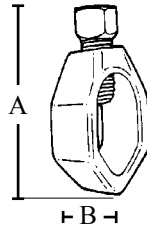
- Use to ground copper or aluminum wires to water pipes, ground rods, rebar or other structural members, ensuring a positive grounding connection to earth

Standard Material

- Bronze
- Screws - zinc plated

| Catalog Number | UPC | Size | Wire Range | Conduit Size | Hardware | Unit Carton | Ship Case | Weight/Case | A |
|----------------|-------|--------------------|------------|--------------|-------------|-------------|-----------|-------------|-------|
| 621 | 16120 | 1/2" - 1" | #8 - #4 | 1/2" | Zinc plated | 10 | 100 | 26 | 2.250 |
| 622 | 16130 | 1-1/4" - 2" | #8 - #4 | 1/2" | Zinc plated | 5 | 50 | 35 | 3.600 |
| 623 | 16140 | 2-1/2" - 4" | #8 - #4 | 1/2" | Zinc plated | --- | 10 | 15 | 6.340 |
| 624 | 16150 | 5" - 6" | #8 - #4 | 1/2" | Zinc plated | --- | 10 | 20 | 8.500 |
| 621A | 16160 | 1/2" - 1" | #8 - #4 | 3/4" | Zinc plated | 5 | 50 | 20 | 2.250 |
| 622A | 16170 | 1-1/4" - 2" | #8 - #4 | 3/4" | Zinc plated | 5 | 50 | 37 | 3.600 |
| 623A | 16180 | 2-1/2" - 4" | #8 - #4 | 3/4" | Zinc plated | --- | 10 | 12 | 6.340 |
| 624A | 16190 | 5" - 6" | #8 - #4 | 3/4" | Zinc plated | --- | 10 | 21 | 8.500 |
| 621B | 16200 | 1/2" - 1" | #8 - #4 | 1" | Zinc plated | --- | 10 | 9 | 2.250 |
| 622B | 16210 | 1-1/4" - 2" | #8 - #4 | 1" | Zinc plated | --- | 10 | 10 | 3.600 |
| 623B | 16620 | 2-1/2" - 4" | #8 - #4 | 1" | Zinc plated | --- | 10 | 21 | 6.340 |
| 624B | 16230 | 5" - 6" | #8 - #4 | 1" | Zinc plated | --- | 10 | 28 | 8.500 |

Ground Rod Clamps For Direct Burial - Bronze



Features

- Approved for direct burial in ground and concrete
- Corrosion resistant bronze construction

Applications

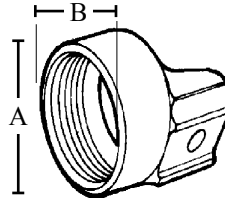
- Securely connects a grounding conductor to a drive

Standard Material

- Bronze with stainless steel screw

| Catalog Number | UPC | Size | Ship Case | Weight/Case | Dimensions | | Wire Size | |
|----------------|-------|-------------|-----------|-------------|------------|------|-----------|-------|
| | | | | | A | B | Min. | Max. |
| 411 | 13820 | 1/2" | 100 | 9 | 1.22 | .75 | 10 SOL | 2 STR |
| 412 | 13830 | 5/8" | 100 | 18 | 1.41 | .90 | 10 SOL | 2 STR |
| 413 | 13840 | 3/4" | 50 | 12 | 1.47 | 1.00 | 10 SOL | 2 STR |

Grounding Hubs



Features

- Corrosion resistant bronze construction assures proper ground continuity

Applications

- Use with grounding pipe clamps to connect Rigid conduit to water pipes for grounding

Standard Material

- Bronze

| Catalog Number | UPC | Size | Ship Case | Weight/Case | Dimensions | |
|----------------|-------|-------------|-----------|-------------|------------|------|
| | | | | | A | B |
| 31 | 10050 | 1/2" | 25 | 3 | 1.15 | 1.07 |
| 32 | 10060 | 3/4" | 25 | 5 | 1.30 | 1.28 |
| 33 | 10070 | 1" | 25 | 6 | 1.56 | 1.50 |

Split Bolt Connectors

Solderless - For Copper & Copperweld Wire - Copper Alloy



E155861
E195122

Features

- Features copper pressure bar and hex style head
- Highly resistant to corrosion and cracking
- Provides high contact pressure between conductors
- UL 467 suitable for direct burial

Applications

- For copper to copper connections including copperweld wire

Standard Material

- Copper alloy

| Catalog Number | UPC | Wire Size | Ship Case | Weight/Case | Maximum Run to Minimum Tap | |
|----------------|-------|--------------------|-----------|-------------|----------------------------|------------------|
| 690 | 17250 | #10 | 100 | 2 | 16 STR | 10 STR |
| 691 | 17260 | #8 | 100 | 3 | 8 STR 8 SOL | 16 STR 16 SOL |
| 692 | 17270 | #6 | 100 | 5 | 6 SOL | 16 SOL |
| 693 | 17280 | #6 | 100 | 6 | 6 STR 6 SOL | 14 STR 14 SOL |
| 694 | 17290 | #4 | 50 | 8 | 4 STR 4 SOL | 14 STR 14 SOL |
| 695 | 17300 | #2 | 50 | 11 | 2 STR 2 SOL | 14 STR 14 SOL |
| 696 | 17310 | 1/0 | 50 | 8 | 1/0 STR 1/0 SOL | 14 STR 14 SOL |
| 697 | 17320 | 2/0 | 25 | 7 | 2/0 STR 2/0 SOL | 14 STR 14 SOL |
| 698 | 17330 | 3/0 | 25 | 8 | 3/0 STR 3/0 SOL | 8 STR 8 SOL |
| 699 | 17340 | 4/0-250 MCM | 5 | 10 | 250 STR | 8 STR |
| 700 | 17350 | 350 MCM | 6 | 5 | 350 STR | 1/0 STR |
| 701 | 17360 | 500 MCM | 6 | 5 | 500 STR | 2/0 STR |
| 702 | 17370 | 750 MCM | 3 | 5 | 350 MCM | 750 MCM |
| 703 | 17380 | 1000 MCM | 4 | 10 | 500 MCM | 1000 MCM |

Split Bolt Connectors

With Spacer Bar - for Copper to Copper - Copper Alloy



E155861

Features

- Electro tin-plated, high strength copper alloy with spacer
- Spacer separates dissimilar conductors and provides long contact length that prevents high pressure point contacts between run and tap conductors

Applications

- For copper to copper, copper to aluminum, aluminum to aluminum
- Usable with aluminum connector, however not UL listed for that application

Standard Material

- Copper alloy

Standard Finish

- Electro-tin plated

| Catalog Number | UPC | Wire Size | Ship Case | Weight/Case | Maximum Run to Run | Minimum Tap |
|--|-------|--------------------|-----------|-------------|--------------------|------------------|
| For Copper to Copper (1,2) | | | | | | |
| 790 | 18020 | #10 | 100 | 4 | 16 STR | 10 STR |
| 791 | 18030 | #8 | 100 | 4 | 8 STR 8 SOL | 16 STR 16 SOL |
| For Copper to Copper, Copper to Aluminum, Aluminum to Aluminum (2) | | | | | | |
| 792 | 18040 | #6 | 100 | 7 | 6 STR 6 SOL | 10 STR 10 SOL |
| 793 | 18050 | #4 | 100 | 8 | 6 STR 6 SOL | 10 STR 10 SOL |
| 794 | 18060 | #3 | 100 | 11 | 4 STR 4 SOL | 10 STR 10 SOL |
| 795 | 18070 | #2 | 50 | 15 | 2 STR 2 SOL | 14 STR 14 SOL |
| For Copper to Copper (1,2) | | | | | | |
| 796 | 18080 | 1/0 | 50 | 10 | 1/0 STR 1/0 SOL | 10 STR 10 SOL |
| 797 | 18090 | 2/0 | 25 | 5 | 2/0 STR 2/0 SOL | 8 STR 8 SOL |
| 798 | 18100 | 3/0 | 5 | 15 | 3/0 STR 3/0 SOL | 8 STR 8 SOL |
| 799 | 18110 | 4/0-250 MCM | 5 | 15 | 250 STR | 8 STR |
| 800 | 18120 | 350 MCM | 12 | 5 | 350 STR | 1/0 STR |
| 801 | 18130 | 500 MCM | 6 | 7 | 500 STR | 2/0 STR |
| 802 | 18140 | 750 MCM | 4 | 7 | 250 MCM | 750 MCM |
| 803 | 18150 | 1000 MCM | 2 | 6 | 350 MCM | 1000 MCM |

(1) Usable with aluminum conductor, however not UL listed for that application

(2) When making connections with aluminum or ACSR (Aluminum conductor steel reinforced) make certain to use an oxide inhibiting compound such as antiox featured on page 11-20

Bonding Bridge

Zinc Die Cast or Bronze



Features

- Meets 2008 NEC article 250.94
- Stainless steel hardware
- Lay in style lug for easy installations
- Mounts directly to grounding electrode conductor
- Robust one-piece extruded aluminum construction
- Zinc is tin plated for maximum conductivity
- Includes weather resistant polycarbonate snap on cover
- Available in zinc and bronze

Applications

- Used to bond all utility conductors to a single location in residential and small commercial facilities as required by Article 250.94 of the 2008 NEC guide

Conductive Range

- 6-2 AWG grounding electrode conductor
- 14-4 AWG bonding conductors

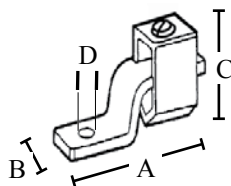
Standard Material

- Zinc die cast - 813
- Bronze - 813B
- Polycarbonate cover

| Catalog Number | UPC | Material | Unit Carton | Ship Case | Weight/Case | Conductor Range |
|----------------|-------|---------------|-------------|-----------|-------------|--|
| 813 | 17544 | Zinc | 1 | 10 | 6 | 6-2 AWG Grounding electrode conductor 14-4 AWG Bonding conductors |
| 813B | 87204 | Bronze | 1 | 10 | 5 | 6-2 AWG Grounding electrode conductor 14-4 AWG Bonding conductors |

Solderless Lugs

Single Hole - Offset Tang - Copper



Features

- Unique pressure bar provides solid grip between conductor and terminal
- Hole for offset tang mounting

Applications

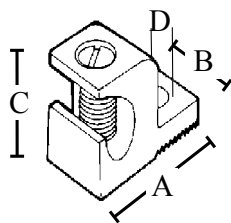

- Terminates an electrical conductor to facilitate mechanical connection

Standard Material

- Copper
- Steel screw

| Catalog Number | UPC | Amp Rating | Recommended Torque in Lbs. | Bolt Size | Ship Case | Weight/Case | Wire Range Min. - Max. | A | B | C | D |
|----------------|-------|------------|----------------------------|--------------|-----------|-------------|------------------------|--------|-------|--------|-------|
| 820 | 18270 | 25 | 20 | 1/8" | 250 | 3 | #14-#10 | 1.00 | .3125 | .6875 | .125 |
| 821 | 18280 | 35-50 | 45 | 3/16" | 250 | 6 | #14-#6 | 1.1875 | .375 | .75 | .1875 |
| 822 | 18290 | 70 | 50 | 1/4" | 200 | 6 | #14-#4 | 1.3125 | .50 | .8125 | .25 |
| 823 | 18300 | 70-90 | 50 | 1/4" | 200 | 9 | #12-#2 | 1.5313 | .50 | 1.00 | .25 |
| 824 | 18310 | 125 | 50 | 1/4" | 100 | 11 | #8-1/0 | 1.9688 | .625 | 1.375 | .25 |
| 825 | 18320 | 175 | 124 | 3/8" | 25 | 3 | #4-3/0 | 2.1875 | .75 | 1.5625 | .375 |
| 826 | 18330 | 225 | 204 | 5/16" | 25 | 6 | #6-4/0 | 2.625 | 1.00 | 2.00 | .3125 |
| 827 | 18340 | 300 | 325 | 3/8" | 20 | 10 | 1/0- 350 MCM | 3.1875 | 1.00 | 2.625 | .375 |
| 828 | 18350 | 400 | 375 | 3/8" | 10 | 7 | 4/0-500 MCM | 4.25 | 1.50 | 2.75 | .375 |
| 829 | 18360 | 650 | 500 | 1/2" | 4 | 7 | 600 MCM-100 MCM | 4.625 | 2.00 | 3.6875 | .50 |

Solderless Lugs Lay-In Type



Features

- 90° C temperature rating
- Single hole assembly
- Provides positive grounding points in load centers or other enclosures

Applications

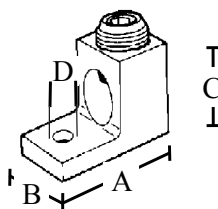
- For use with copper or aluminum conductor
- Terminates an electrical conductor to facilitate mechanical connection

Standard Material

- Aluminum
- Steel screw

| Catalog Number | UPC | Recommended Torque in Lbs. | Bolt Size | Ship Case | Weight/Case | Wire Range Min. - Max. | A | B | C | D |
|----------------|-------|----------------------------|-----------|-----------|-------------|------------------------|--------|--------|--------|-------|
| 810 | 18210 | 35 | 1/4" | 250 | 2 | #14 - #4 | 1.0981 | .3906 | .75 | .193 |
| 811 | 18220 | 50 | 1/4" | 100 | 6 | #8 - 1/0 | 1.50 | 1.6099 | 1.4375 | .25 |
| 812 | 18230 | 275 | 5/16" | 50 | 7 | 6 - 250 MCM | 2.2031 | 2.2031 | 1.7031 | .3125 |

Single



Features

- 90° C temperature rating
- Single hole assembly
- Up to 600 lbs. torque
- High strength aluminum alloy provides low contact resistance

Applications

- For use with copper or aluminum conductor
- Terminates an electrical conductor to facilitate mechanical connection

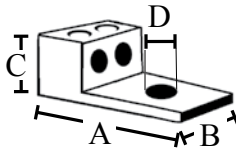
Standard Material

- Aluminum
- Steel screw

| Catalog Number | UPC | Recommended Torque in Lbs. | Bolt Size | Unit Carton | Ship Case | Weight/Case | Wire Range Min. - Max. | A | B | C | D |
|----------------|-------|----------------------------|-----------|-------------|-----------|-------------|------------------------|--------|-------|--------|-------|
| 805 | 18160 | 35 | 1/4" | --- | 100 | 2 | #14 - #6 | 1.0625 | .50 | .50 | .25 |
| 806 | 18170 | 50 | 1/4" | --- | 100 | 2 | #14 - #2 | 1.1563 | .50 | .5625 | .25 |
| 807 | 18180 | 180 | 1/4" | --- | 50 | 6 | #14-1/0 | 1.4088 | .625 | .8125 | .25 |
| 808 | 18190 | 120 | 1/4" | --- | 50 | 5 | #14-2/0 | 1.4688 | .625 | .8125 | .25 |
| 809 | 18200 | 325 | 5/16" | --- | 25 | 3 | #6 - 4/0 | 2.00 | .9375 | 1.0625 | .3125 |
| 1810 | 18269 | 325 | 5/16" | 10 | 100 | 25 | #6 - 300 MCM | 2.00 | .8275 | 1.0625 | .3125 |
| 817 | 18201 | 325 | 5/16" | --- | 25 | 3 | #6 - 350 MCM | 2.25 | 1.125 | 1.25 | .3125 |
| 818 | 18202 | 375 | 5/16" | --- | 10 | 2 | #4 - 500 MCM | 2.75 | 1.125 | 1.50 | .375 |
| 1818 | 18271 | 500 | 3/8" | 5 | 50 | 35 | #9 - 600 MCM | 2.75 | 1.375 | 1.50 | .375 |
| 819 | 18203 | 500 | 3/8" | --- | 5 | 2 | 350 MCM - 800 MCM | 3.50 | 1.50 | 1.75 | .50 |
| 1820 | 18272 | 600 | 5/8" | 6 | 60 | 46 | 500 MCM - 1000 MCM | 3.50 | 1.50 | 1.25 | .50 |

Solderless Lugs

Double



Features

- Two conductor design
- Fast and easy installation
- 90° C temperature rating

Applications

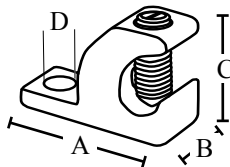
- For use with copper or aluminum conductor
- Terminates an electrical conductor to facilitate mechanical connection

Standard Material

- Aluminum
- Steel screw

| Catalog Number | UPC | Recommended Torque in Lbs. | Unit Carton | Ship Case | Weight/Case | Wire Range Min. - Max. | A | B | C | D |
|----------------|-------|----------------------------|-------------|-----------|-------------|------------------------|--------|--------|--------|------|
| 2807 | 81830 | 50 | 10 | 100 | 23 | #14 - 1/0 | 1.50 | 1.1875 | .8125 | .25 |
| 2808 | 81831 | 50 | 10 | 100 | 24 | #14 - 2/0 | 1.50 | 1.1875 | .8125 | .25 |
| 2809 | 81832 | 275 | 10 | 100 | 26 | #6 - 250 MCM | 2.5625 | 1.625 | 1.1875 | .375 |
| 2817 | 81833 | 275 | 4 | 40 | 20 | #6 - 350 MCM | 2.875 | 2.9375 | 1.25 | .50 |
| 2818 | 81834 | 375 | 4 | 40 | 19 | #2 - 600 MCM | 3.125 | 2.375 | 1.5625 | .50 |
| 2819 | 81835 | 375 | 2 | 20 | 14 | 300 MCM - 800 MCM | 3.50 | 2.8125 | 1.6875 | .625 |
| 2820 | 81836 | 375 | 2 | 20 | 15 | 500 MCM - 1000 MCM | 3.50 | 2.8125 | 1.6875 | .625 |

Solar Lay-In Lugs



Features

- Specifically designed for solar panels
- Manufactured from high strength pure electrolytic copper for superior conductivity
- Open face design allows for fast lay-in of the conductor, eliminating the need for cutting or breaking
- Suitable for direct burial/outdoor use
- Excellent corrosion resistance

Applications

- UL 467 listed for direct burial in earth or concrete
- Corrosion resistant
- 4 AWG STR through 14 AWG STR/SOL
- Commonly used for solar panel grounding

Standard Material

- Body - Copper
- Hardware - Stainless steel screw

Standard Finish

- Tin plated

| Catalog Number | UPC | Wire Range Min. - Max. | Bolt Size | Unit Carton | Ship Case | Weight/Case | A | B | C | D |
|----------------|-------|------------------------|-----------|-------------|-----------|-------------|-------|------|------|-------|
| 810DB | 86347 | #14 - #4 | 1/4" - 20 | 100 | 1000 | 56 | 1.125 | .375 | .875 | .1875 |

Compression Lug Splices

Long Barrel

Features

- Seamless, high conductivity copper tubing, suitable for heavy duty applications
- Tin-plated to provide corrosion resistance
- Color coded

Applications

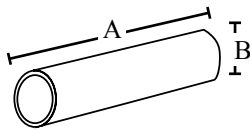
- Suitable for use at voltages up to 35 KV provided connector is properly taped
- 5 KV is the maximum voltage in all bare splice applications

Standard Material

- Copper

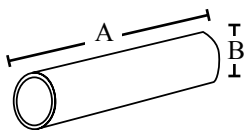
Standard Finish

- Tin plated



| Catalog Number | UPC | Wire Size | Color Code | Unit Carton | Ship Case | Weight/Case | A | B |
|----------------|-------|----------------|------------|-------------|-----------|-------------|------|------|
| 3101 | 41080 | #8 | Red | 100 | 1000 | 32 | 1.75 | .20 |
| 3102 | 41081 | #6 | Blue | 100 | 1000 | 32 | 1.75 | .20 |
| 3103 | 41082 | #4 | Gray | 100 | 1000 | 32 | 1.75 | .25 |
| 3105 | 41084 | #2 | Brown | 50 | 500 | 32 | 1.90 | .31 |
| 3106 | 41085 | 1/0 | Pink | 25 | 250 | 18 | 2.20 | .39 |
| 3107 | 41086 | 2/0 | Black | 25 | 250 | 18 | 2.25 | .44 |
| 3108 | 41087 | 3/0 | Orange | 25 | 250 | 18 | 2.25 | .49 |
| 3109 | 41088 | 4/0 | Purple | 25 | 250 | 10 | 2.75 | .55 |
| 3109A | 41089 | 250 MCM | Yellow | 10 | 100 | 10 | 3.25 | .59 |
| 3109B | 41090 | 300 MCM | White | 10 | 100 | 10 | 3.50 | .66 |
| 3110 | 41091 | 350 MCM | Red | 10 | 100 | 12 | 3.75 | .70 |
| 3110A | 41092 | 400 MCM | Blue | 10 | 100 | 12 | 3.75 | .76 |
| 3111 | 41093 | 500 MCM | Brown | 5 | 50 | 12 | 4.25 | .83 |
| 3111A | 81810 | 600 MCM | Green | 5 | 50 | 14 | 4.50 | .93 |
| 3112 | 81811 | 750 MCM | Black | 5 | 50 | 14 | 4.75 | 1.03 |

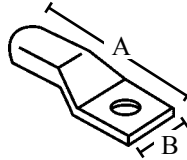
Short Barrel



| Catalog Number | UPC | Wire Size | Color Code | Unit Carton | Ship Case | Weight/Case | A | B |
|----------------|-------|----------------|------------|-------------|-----------|-------------|------|------|
| 3301 | 81599 | #8 | Red | 100 | 1000 | 11 | .90 | .17 |
| 3302 | 81600 | #6 | Blue | 100 | 1000 | 12 | 1.00 | .20 |
| 3303 | 81601 | #4 | Gray | 100 | 1000 | 14 | 1.00 | .25 |
| 3305 | 81602 | #2 | Brown | 100 | 1000 | 19 | 1.25 | .31 |
| 3305A | 81603 | #1 | Green | 50 | 500 | 33 | 1.60 | .39 |
| 3306 | 81604 | 1/0 | Pink | 50 | 500 | 39 | 1.75 | .44 |
| 3307 | 81605 | 2/0 | Black | 50 | 500 | 39 | 1.75 | .49 |
| 3308 | 81606 | 3/0 | Orange | 50 | 500 | 37 | 1.90 | .55 |
| 3309 | 81607 | 4/0 | Purple | 25 | 250 | 26 | 2.00 | .59 |
| 3309A | 81608 | 250 MCM | Yellow | 25 | 250 | 27 | 2.10 | .66 |
| 3310 | 81609 | 350 MCM | Red | 20 | 200 | 27 | 2.10 | .70 |
| 3310A | 81610 | 400 MCM | Blue | 10 | 100 | 20 | 2.30 | .76 |
| 3311 | 81611 | 500 MCM | Brown | 10 | 100 | 21 | 2.50 | .83 |
| 3311A | 81612 | 600 MCM | Green | 5 | 50 | 17 | 2.50 | .93 |
| 3312 | 81613 | 750 MCM | Black | 5 | 50 | 22 | 3.21 | 1.03 |

Compression Lugs

One Hole - Short Barrel



E155861

Features

- Ideal for direct burial in earth or concrete and grounding applications
- Produced from high conductivity copper tubing and suitable for heavy duty applications
- Tin-plated to provide corrosion resistance
- Color coded

Applications

- Listed for 35 KV maximum when properly installed

Standard Material

- Copper

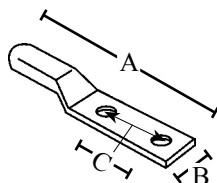
Standard Finish

- Tin plated

| Catalog Number | UPC | Wire Size | Color Code | Bolt Size | Unit Carton | Ship Case | Weight/Case | A | B |
|----------------|-------|----------------|------------|--------------|-------------|-----------|-------------|------|------|
| 2901 | 81614 | #8 | Red | 10 | 100 | 1000 | 14 | 1.20 | .42 |
| 2901A | 81615 | #8 | Red | 1/4" | 100 | 1000 | 13 | 1.20 | .42 |
| 2902 | 81616 | #6 | Blue | 1/4" | 100 | 1000 | 17 | 1.50 | .42 |
| 2902A | 81617 | #6 | Blue | 5/16" | 100 | 1000 | 18 | 1.50 | .42 |
| 2903 | 81618 | #4 | Gray | 1/4" | 100 | 1000 | 20 | 1.50 | .71 |
| 2903A | 81619 | #4 | Gray | 5/16" | 100 | 1000 | 18 | 1.50 | .71 |
| 2903B | 81620 | #4 | Gray | 3/8" | 100 | 1000 | 19 | 1.50 | .71 |
| 2905 | 81621 | #2 | Brown | 3/8" | 100 | 1000 | 24 | 1.80 | .83 |
| 2905A | 81622 | #1 | Green | 3/8" | 100 | 1000 | 31 | 1.83 | .67 |
| 2906 | 81623 | 1/0 | Pink | 3/8" | 50 | 500 | 24 | 1.83 | .74 |
| 2907 | 81624 | 2/0 | Black | 3/8" | 50 | 500 | 34 | 2.24 | .81 |
| 2907A | 81625 | 2/0 | Black | 1/2" | 50 | 500 | 27 | 2.24 | .81 |
| 2908 | 81626 | 3/0 | Orange | 3/8" | 25 | 250 | 33 | 2.36 | .90 |
| 2909 | 81627 | 4/0 | Purple | 1/2" | 25 | 250 | 27 | 2.36 | 1.00 |
| 2909A | 81804 | 250 MCM | Yellow | 1/2" | 25 | 250 | 27 | 2.48 | 1.09 |
| 2909B | 81805 | 300 MCM | White | 1/2" | 25 | 250 | 27 | 2.49 | 1.19 |
| 2910 | 81628 | 350 MCM | Red | 1/2" | 20 | 200 | 36 | 2.61 | 1.28 |
| 2910A | 81629 | 400 MCM | Blue | 1/2" | 10 | 100 | 26 | 3.95 | 1.39 |
| 2911 | 81606 | 500 MCM | Brown | 5/8" | 10 | 100 | 26 | 3.28 | 1.54 |
| 2911A | 81807 | 600 MCM | Green | 5/8" | 5 | 50 | 26 | 3.50 | 1.72 |
| 2912 | 81630 | 750 MCM | Black | 5/8" | 5 | 50 | 26 | 4.37 | 1.90 |

Compression Lugs

Two Hole - Short Barrel



Features

- Produced from high conductivity copper tubing and suitable for heavy duty applications
- Tin-plated to provide corrosion resistance
- Color coded

Applications

- Listed for 35 KV maximum when properly installed
- Ideal for direct burial in earth or concrete and grounding applications

Standard Material

- Copper

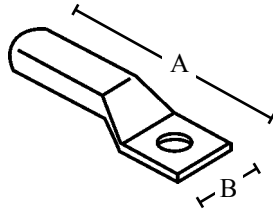
Standard Finish

- Tin plated

| Catalog Number | UPC | Wire Size | Color Code | Bolt Size | Unit Carton | Ship Case | Weight/Case | A | B | C = Hole Spacing |
|----------------|-------|----------------|------------|--------------|-------------|-----------|-------------|------|------|------------------|
| 2921 | 81813 | #8 | Red | 10 | 100 | 1000 | 18 | 2.50 | .45 | .625 |
| 2922 | 81814 | #6 | Blue | 1/4" | 100 | 1000 | 26 | 2.56 | .45 | .625 |
| 2923 | 81815 | #4 | Gray | 1/4" | 100 | 1000 | 20 | 2.34 | .50 | .625 |
| 2925 | 81816 | #2 | Brown | 5/16" | 100 | 1000 | 18 | 2.58 | .61 | .75 |
| 2925A | 81817 | #2 | Brown | 3/8" | 50 | 500 | 21 | 3.05 | .61 | .75 |
| 2926 | 81818 | 1/0 | Pink | 5/16" | 25 | 250 | 21 | 3.14 | .75 | .875 |
| 2927 | 81819 | 2/0 | Black | 3/8" | 25 | 250 | 21 | 3.24 | .83 | 1.75 |
| 2927A | 81820 | 2/0 | Black | 1/2" | 25 | 250 | 21 | 4.17 | .83 | 1.75 |
| 2928 | 81821 | 3/0 | Orange | 1/2" | 25 | 250 | 28 | 4.25 | .91 | 1.75 |
| 2929 | 81822 | 4/0 | Purple | 1/2" | 20 | 200 | 19 | 4.28 | 1.02 | 1.75 |
| 2929A | 81803 | 250 MCM | Yellow | 1/2" | 10 | 100 | 23 | 4.41 | 1.11 | 1.75 |
| 2929B | 81804 | 300 MCM | White | 1/2" | 10 | 100 | 26 | 4.53 | 1.24 | 1.75 |
| 2930 | 81825 | 350 MCM | Red | 1/2" | 5 | 50 | 26 | 4.53 | 1.24 | 1.75 |
| 2931 | 81826 | 400 MCM | Blue | 1/2" | 5 | 50 | 26 | 4.81 | 1.34 | 1.75 |
| 2932 | 81807 | 500 MCM | Brown | 1/2" | 5 | 50 | 26 | 4.88 | 1.52 | 1.75 |
| 2933 | 81808 | 600 MCM | Green | 3/8" | 5 | 50 | 26 | 4.49 | 1.73 | 1.75 |
| 2934 | 81839 | 750 MCM | Black | 1/2" | 5 | 50 | 26 | 4.79 | 1.89 | 1.75 |

Compression Lugs

One Hole - Long Barrel



Features

- Produced from high conductivity copper tubing and suitable for heavy duty applications
- Tin-plated to provide corrosion resistance
- Color coded

Applications

- Listed for 35 KV maximum when properly installed
- Ideal for direct burial in earth or concrete and grounding applications

Standard Material

- Copper

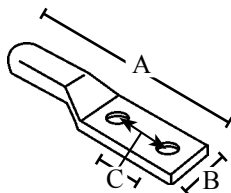
Standard Finish

- Tin plated

| Catalog Number | UPC | Wire Size | Color Code | Bolt Size | Unit Carton | Ship Case | Weight/Case | A | B |
|----------------|-------|----------------|------------|-------------|-------------|-----------|-------------|------|------|
| 3001 | 41050 | #8 | Red | 1/4" | 100 | 1000 | 32 | 1.70 | .38 |
| 3002 | 41051 | #6 | Blue | 1/4" | 100 | 1000 | 32 | 1.77 | .38 |
| 3003 | 41052 | #4 | Gray | 1/4" | 100 | 1000 | 32 | 1.77 | .50 |
| 3005 | 41054 | #2 | Brown | 3/8" | 50 | 500 | 32 | 2.00 | .67 |
| 3005A | 81808 | #1 | Green | 3/8" | 50 | 500 | 32 | 2.09 | .67 |
| 3006 | 41055 | 1/0 | Pink | 3/8" | 50 | 500 | 18 | 2.20 | .75 |
| 3007 | 41056 | 2/0 | Black | 3/8" | 25 | 250 | 18 | 2.80 | .75 |
| 3008 | 41057 | 3/0 | Orange | 3/8" | 25 | 250 | 10 | 2.80 | .87 |
| 3008A | 81809 | 3/0 | Orange | 1/2" | 25 | 250 | 10 | 2.80 | .87 |
| 3009 | 41058 | 4/0 | Purple | 1/2" | 25 | 250 | 10 | 2.80 | 1.00 |
| 3009A | 41059 | 250 MCM | Yellow | 1/2" | 20 | 200 | 10 | 3.03 | 1.13 |
| 3009B | 41061 | 300 MCM | White | 1/2" | 10 | 100 | 10 | 3.39 | 1.13 |
| 3010 | 41062 | 350 MCM | Red | 1/2" | 10 | 100 | 8 | 3.50 | 1.13 |
| 3010A | 41063 | 400 MCM | Blue | 1/2" | 10 | 100 | 8 | 3.74 | 1.34 |
| 3011 | 41064 | 500 MCM | Brown | 1/2" | 5 | 50 | 8 | 4.02 | 1.50 |
| 3011A | 41065 | 600 MCM | Green | 5/8" | 5 | 50 | 8 | 4.25 | 1.75 |
| 3012 | 41066 | 750 MCM | Black | 5/8" | 5 | 50 | 8 | 5.16 | 1.87 |

Compression Lugs

Two Hole - Long Barrel



Features

- Produced from high conductivity copper tubing and suitable for heavy duty applications
- Tin-plated to provide corrosion resistance
- Color coded

Applications

- Listed for 35 KV maximum when properly installed
- Ideal for direct burial in earth or concrete and grounding applications

Standard Material

- Copper

Standard Finish

- Tin plated

| Catalog Number | UPC | Wire Size | Color Code | Bolt Size | Unit Carton | Ship Case | Weight/Case | A | B | C = Hole Spacing |
|----------------|-------|----------------|------------|--------------|-------------|-----------|-------------|------|------|------------------|
| 3201 | 81812 | #8 | Red | 1/4" | 100 | 1000 | 20 | 2.24 | .42 | .625 |
| 3202 | 81633 | #6 | Blue | 1/4" | 100 | 1000 | 21 | 2.24 | .42 | .625 |
| 3203 | 81635 | #4 | Gray | 1/4" | 100 | 1000 | 21 | 2.36 | .49 | .625 |
| 3205 | 81636 | #2 | Brown | 5/16" | 50 | 500 | 29 | 2.87 | .50 | .75 |
| 3206 | 81638 | 1/0 | Pink | 1/2" | 25 | 250 | 30 | 4.40 | .74 | .875 |
| 3207 | 81639 | 2/0 | Black | 1/2" | 25 | 250 | 25 | 4.61 | .81 | 1.75 |
| 3208 | 81701 | 3/0 | Orange | 3/8" | 20 | 200 | 19 | 4.69 | .90 | 1.75 |
| 3209 | 81641 | 4/0 | Purple | 1/2" | 10 | 100 | 19 | 4.72 | 1.00 | 1.75 |
| 3209A | 81642 | 250 MCM | Yellow | 1/2" | 10 | 100 | 27 | 4.95 | 1.09 | 1.75 |
| 3209B | 81643 | 300 MCM | White | 1/2" | 10 | 100 | 29 | 5.31 | 1.19 | 1.75 |
| 3210 | 81644 | 350 MCM | Red | 1/2" | 10 | 100 | 37 | 5.39 | 1.28 | 1.75 |
| 3210A | 81645 | 400 MCM | Blue | 1/2" | 5 | 50 | 39 | 5.47 | 1.39 | 1.75 |
| 3211 | 81646 | 500 MCM | Brown | 1/2" | 5 | 50 | 32 | 5.79 | 1.72 | 1.75 |
| 3211A | 81647 | 600 MCM | Green | 1/2" | 5 | 50 | 41 | 5.79 | 1.72 | 1.75 |
| 3212 | 81648 | 750 MCM | Black | 1/2" | 5 | 50 | 43 | 6.30 | 1.90 | 1.75 |

Wire Connectors

Winged

Features

- Easy installation
- Flame retardant; temperature rating of 105° C
- Color coded for easy size and capacity identification
- Square wire spring insert for secure connections

Applications

- Positive grip design is ideal for insulating two or more conductors
- Reusable for easy circuit changes

Standard Material

- Polypropylene




| Catalog Number | UPC | Color | Unit Carton | Ship Case | Weight/Case | Wire Range | | Volts |
|---------------------------|-------|---------------|-------------|-----------|-------------|------------|-----------|-------|
| | | | | | | Min. | Max. | |
| Joins #18 through #10 AWG | | | | | | | | |
| WY1 | 21930 | Yellow | 100/Box | 5000 | 16 | 2#18 | 3#12 | 600V |
| WY2 | 21940 | Yellow | 500/Bag | 5000 | 16 | 2#18 | 3#12 | 600V |
| Joins #18 through #10 AWG | | | | | | | | |
| WR1 | 21950 | Red | 100/Box | 5000 | 27 | 2#14 | 5#12 | 600V |
| WR2 | 21960 | Red | 500/Bag | 5000 | 27 | 2#14 | 5#12 | 600V |
| Joins #14 through #6 AWG | | | | | | | | |
| WB1 | 21970 | Blue | 50/Box | 500 | 13 | 3#12 | 1#6 & 2#8 | 600V |
| WB2 | 21980 | Blue | 250/Bag | 1000 | 13 | 3#12 | 1#6 & 2#8 | 600V |
| Joins #14 through #10 AWG | | | | | | | | |
| WG1 | 21993 | Green | 100/Box | 5000 | 16 | 2#14 | 5#12 | 600V |
| WG2 | 21990 | Green | 500/Bag | 5000 | 16 | 2#14 | 5#12 | 600V |
| Joins #22 through #8 AWG | | | | | | | | |
| WT1 | 21992 | Tan | 100/Box | 1000 | 13 | 3#22 | 3#10 | 600V |
| WT2 | 21991 | Tan | 500/Bag | 1000 | 35 | 3#22 | 3#10 | 600V |

Fluted Body



| Catalog Number | UPC | Color | Unit Carton | Ship Case | Weight/Case | Wire Range | | Volts |
|---------------------------|-------|---------------|-------------|-----------|-------------|------------|-----------|-------|
| | | | | | | Min. | Max. | |
| Joins #22 through #14 AWG | | | | | | | | |
| W81G1 | 30520 | Gray | 100/Box | 5000 | 4 | 2#22 | 2#16 | 300V |
| W81G2 | 30530 | Gray | 500/Bag | 5000 | 4 | 2#22 | 2#16 | 300V |
| Joins #22 through #14 AWG | | | | | | | | |
| W82B1 | 30540 | Blue | 100/Box | 5000 | 5 | 2#18 | 3#16 | 300V |
| W82B2 | 30550 | Blue | 500/Bag | 5000 | 5 | 2#18 | 3#16 | 300V |
| Joins #22 through #14 AWG | | | | | | | | |
| W83O1 | 30560 | Orange | 100/Box | 5000 | 13 | 2#18 | 2#14 | 600V |
| W83O2 | 30570 | Orange | 500/Bag | 5000 | 13 | 2#18 | 2#14 | 600V |
| Joins #18 through #10 AWG | | | | | | | | |
| W84Y1 | 30580 | Yellow | 100/Box | 5000 | 24 | 3#18 | 4#14&1#18 | 600V |
| W84Y2 | 30590 | Yellow | 500/Bag | 5000 | 24 | 3#18 | 4#14&1#18 | 600V |
| Joins #18 through #8 AWG | | | | | | | | |
| W86R1 | 30600 | Red | 100/Box | 5000 | 52 | 2#14 | 4#12 | 600V |
| W86R2 | 30610 | Red | 500/Bag | 5000 | 52 | 2#14 | 4#12 | 600V |

Green Pigtail With Slotted Hex Ground Screw



Features

- Plated green to ensure proper identification

Applications

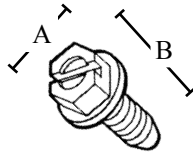
- Use to ground receptacles to steel boxes

Standard Material

- Copper wire/zinc plated ground screw

| Catalog Number | UPC | Size | Unit Carton | Ship Case | Weight/Case | A | B |
|----------------|-------|-----------------------|-------------|-----------|-------------|-------|-------------|
| 49 | 33505 | 7-1/2" 12Ga. Solid | --- | 100 | 24 | 7 1/2 | 10-32 x 3/8 |
| 50 | 33506 | 7-1/2" 14Ga. Solid | --- | 100 | 23 | 7 1/2 | 10-32 x 3/8 |
| 49L | 86791 | 10" 12Ga. Solid green | 100 | 1000 | 32 | 10 | 10-32 x 3/8 |

Green Ground Screw Steel



Features

- Plated green to ensure proper identification

Applications

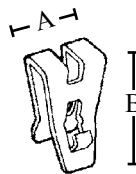
- For use with grounding pigtails or wire

Standard Material

- Steel

| Catalog Number | UPC | Size | Ship Case | Weight/Case | A | B |
|----------------|-------|---------------|-----------|-------------|------|------|
| 48 | 33500 | 10/32" x 3/8" | 100 | 1 | .375 | .625 |

Green Ground Clip Steel



Features

- Holds 14 and 12 GA. copper and aluminum wire

Applications

- Connects NM cable to outlet box
- Connects grounding jumper from a receptacle to an outlet


Standard Material

- Steel

| Catalog Number | UPC | Wire Size | Unit Carton | Ship Case | Weight/Case | A | B |
|----------------|-------|-----------|-------------|-----------|-------------|-----|-----|
| GC99 | 20770 | #14 & #12 | 100 | 1000 | 3 | .24 | .65 |

Plastic Electrical Tape

7 mil. and 7.5 mil. - PVC



| Catalog Number | UPC | Size | Color | Unit Carton | Ship Case | Weight/Case |
|----------------|-------|---------------------|--------|-------------|-----------|-------------|
| 830T | 18370 | 3/4" x 30' | Black | 10 | 500 | 41 |
| 860T | 18380 | 3/4" x 60' | Black | 10 | 200 | 21 |
| 866T | 18410 | 3/4" x 66' | Black | --- | 100 | 20 |
| 866BLU* | 18411 | 3/4" x 66' | Blue | --- | 100 | 20 |
| 866BRN* | 18412 | 3/4" x 66' | Brown | --- | 100 | 20 |
| 866GRN* | 18413 | 3/4" x 66' | Green | --- | 100 | 20 |
| 866GRY* | 18414 | 3/4" x 66' | Gray | --- | 100 | 20 |
| 866ORN* | 18415 | 3/4" x 66' | Orange | --- | 100 | 20 |
| 866RED* | 18417 | 3/4" x 66' | Red | --- | 100 | 20 |
| 866WHT* | 18418 | 3/4" x 66' | White | --- | 100 | 20 |
| 866YEL* | 18419 | 3/4" x 66' | Yellow | --- | 100 | 20 |
| 867T | 18440 | 1-1/2" x 66' | Black | --- | 100 | 40 |

* 7.5 MIL.

Features

- Premium grade for electrical work
- Can be used in residential maintenance
- 600v rated


Applications

- Insulates and protects wires and connectors; protects splices and filler compounds
- Holds high voltage electrical appliances

Standard Material

- PVC

Specialty Tape



| Catalog Number | UPC | Size | Color | Type | Ship Case | Weight/Case |
|----------------|-------|---------------------|--------|---------------|-----------|-------------|
| 830BLU | 18371 | 1/2" x 20' | Blue | Phasing Tape | 7 | 8 |
| 830BRN | 18372 | 1/2" x 20' | Brown | Phasing Tape | 7 | 8 |
| 830GRN | 18373 | 1/2" x 20' | Green | Phasing Tape | 7 | 8 |
| 830GRY | 18374 | 1/2" x 20' | Gray | Phasing Tape | 7 | 8 |
| 830ORN | 18375 | 1/2" x 20' | Orange | Phasing Tape | 7 | 8 |
| 830PUR | 18376 | 1/2" x 20' | Purple | Phasing Tape | 7 | 8 |
| 830RED | 18377 | 1/2" x 20' | Red | Phasing Tape | 7 | 8 |
| 830WHT | 18378 | 1/2" x 20' | White | Phasing Tape | 7 | 8 |
| 830YEL | 18379 | 1/2" x 20' | Yellow | Phasing Tape | 7 | 8 |
| 861 | 18381 | 2" x 36 YD | White | Vinyl Tape | 24 | 20 |
| 869 | 18421 | 3/4" x 60 YD | Black | Friction Tape | 100 | 35 |
| 870 | 18420 | 3/4" x 22 YD | Black | Rubber Tape | 100 | 20 |
| 870C | 18396 | 2" x 22 YD | Black | Rubber Tape | 50 | 25 |
| 870T | 18423 | 2" x 55 YD | Clear | Film Tape | 36 | 7 |

Features

- Premium grade for electrical work
- Color coded
- Inhibits corrosion of electrical conductors

Applications

- Provides insulation for splices; compatible with rubber and synthetic compounds and cables

Standard Material

- PVC



Caution Tape Non-detectable



Features

- Traditional and familiar design
- Strong and durable polyethylene construction

Applications

- High visibility tape designed as a hazard alert

Standard Material

- PVC

| Catalog Number | UPC | Size | Mil. | Color | Ship Case | Weight/Case |
|----------------|-------|------------|------|--|-----------|-------------|
| 1591 | 83029 | 3" x 300' | 4 | Yellow "Caution" | 16 | 16 |
| 1592 | 83030 | 3" x 1000' | 2 | Yellow "Caution" | 8 | 40 |
| 1593 | 83031 | 3" x 200' | 4 | Red "Caution Buried Electric Line Below" | 16 | 16 |
| 1594 | 83032 | 3" x 1000' | 4 | Red "Caution Buried Electric Line Below" | 8 | 40 |
| 1595 | 83033 | 6" x 1000' | 4 | Red "Caution Buried Electric Line Below" | 4 | 60 |

Detectable



Features

- Instantly recognizable as a hazard caution
- Strong and durable polyethylene construction
- Can be easily located with a metal detector

Applications

- High visibility tape designed as a hazard alert

Standard Material

- Foil bonded PVC

| Catalog Number | UPC | Size | Mil. | Color /Type | Ship Case | Weight/Case |
|----------------|-------|------------|------|--|-----------|-------------|
| 1596 | 83034 | 2" x 1000' | 5 | Red "Caution Buried Electric Line Below" | 12 | 60 |
| 1597 | 83035 | 3" x 1000' | 5 | Red "Caution Buried Electric Line Below" | 8 | 64 |
| 1598 | 83036 | 6" x 1000' | 5 | Red "Caution Buried Electric Line Below" | 4 | 64 |

Duct Tape



Features

- High tensile strength
- Easy to tear
- Leaves minimal residue

Applications

- All purpose – Ideal for holding and bundling applications

Standard Material

- PVC

| Catalog Number | UPC | Size | Mil. | Type | Ship Case | Weight/Case |
|----------------|-------|---------------|------|------|-----------|-------------|
| 868 | 33760 | 2" x 60 yards | 8 | --- | 24 | 42 |
| 868F | 18422 | 2" x 50 yards | 2 | Foil | 24 | 51 |

Heavy Duty Cable Lubricant



Features

- Water based gel
- Non-toxic
- Non-flammable
- Cleans easily off with just water

Applications

- Compatible with all cables
- Helps avoid wear and abrasion damage

| Catalog Number | UPC | Size | Ship Case | Weight/Case |
|----------------|-------|----------------------|-----------|-------------|
| 1200 | 19762 | 1 Quart | 10 | 13 |
| 1201 | 19763 | 1 Gallon | 4 | 25 |
| 1202 | 19764 | 5 Gallon pail | 1 | 30 |

Antiox Contact Compound



Features

- Prevents oxidation of aluminum to aluminum and aluminum to copper electrical conductors
- Non-conductive

Applications

- Use for all types of connections, split bolt and wire connectors

| Catalog Number | UPC | Size | Ship Case | Weight/Case |
|----------------|-------|----------------|-----------|-------------|
| 1209 | 19765 | 4 Ounce | 12 | 3 |
| 1210 | 19766 | 8 Ounce | 12 | 6 |

Fish Wire Spring Steel



Features

- Individually bagged
- Replacement for rewinders
- Flexible and strong steel construction

Applications

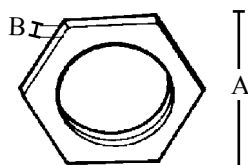
- Use for all types of connections, split bolt and wire connectors

Standard Material

- Spring steel

| Catalog Number | UPC | Size | Ship Case | Weight/Case |
|----------------|-------|----------------------------|-----------|-------------|
| 890 | 18980 | 1/8" x .060" x 25' | 20 | 7 |
| 891 | 18990 | 1/8" x .060" x 50' | 20 | 25 |
| 892 | 19000 | 1/8" x .060" x 100' | 10 | 25 |
| 893 | 19010 | 1/8" x .060" x 200' | 5 | 25 |
| 895 | 19020 | 1/4" x .060" x 50' | 10 | 25 |
| 896 | 19030 | 1/4" x .060" x 100' | 10 | 50 |
| 897 | 19040 | 1/4" x .060" x 200' | 5 | 50 |

Fixture Locknuts Steel



Features

- Shapes available to suit multiple applications

Applications

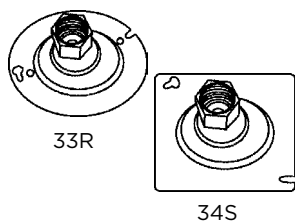
- Secures stem fixtures and threaded conduit

Standard Material

- Steel

| Catalog Number | UPC | Size | Unit Carton | Ship Case | Weight/Case | A | B |
|----------------|-------|----------------------------|-------------|-----------|-------------|------|-----|
| 278 | 11710 | 1/8" | 100 | 1000 | 1 | .625 | .20 |
| 279 | 11720 | 1/4" | 100 | 1000 | 1 | .715 | .20 |
| 280 | 12290 | 3/8" Square - Heavy | --- | 200 | 5 | 1.00 | .22 |

Flexible Fixture Hangers 20° Swing from Vertical



Features

- Supports weight up to 50 lbs.
- Ball type swivel/swing
- For overhead suspensions

Applications

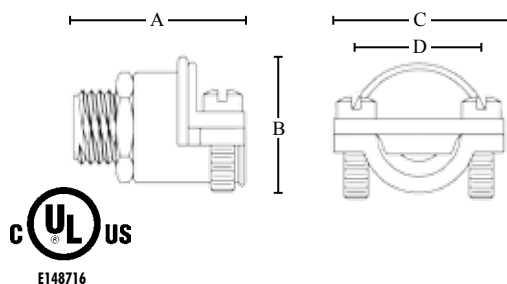
- Permits fixture to swing freely; allows easy disconnect and removal

Standard Material

- Steel

| Catalog Number | UPC | Size | Ship Case | Weight/Case | |
|----------------|-------|----------------------------|-----------|-------------|---------------------|
| 33R | 10071 | 1/2" or 3/4" Round | 25 | 15 | Fits 4" Octagon Box |
| 34S | 10072 | 1/2" or 3/4" Square | 25 | 18 | Fits 4" Square Box |

All Purpose Connectors Twin Screw



Features

- Securely holds cable in low profile fixtures with 1/4" knockouts
- Concrete tight when taped

Applications

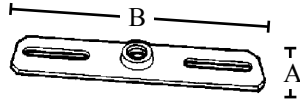
- For use with non-metallic, AC, MC, sheathed, flexible metal conduit cable both steel and aluminum jacketed
- Mainly used with low silhouette fluorescent fixtures, additional connectors are needed when multiple fixtures are wired in

Standard Material

- Zinc die cast

| Catalog Number | UPC | Size | KO | Unit Carton | Ship Case | Weight/Case | A | B | Cable Range | End Stop Diameter |
|----------------|-------|-------------|------|-------------|-----------|-------------|-------|------|-------------|-------------------|
| NC25 | 86972 | 3/8" | 1/4" | 50 | 500 | 31 | 1.040 | .920 | .225-.612 | .380 |

Fixture Hanger Steel



Features

- With ground green screw
- Cross bar fits all standard switch boxes & 3-1/4" & 4" outlet boxes

Applications

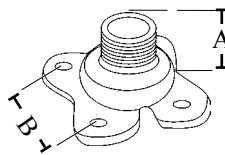
- For support of electrical boxes between wall studs

Standard Material

- Steel

| Catalog Number | UPC | Size | Ship Case | Weight/Case | A | B |
|----------------|-------|-------------|-----------|-------------|------|------|
| 46 | 14170 | 1/8" Female | 100 | 4 | 1.00 | 4.12 |

Malleable Iron



Features

- Unique, versatile crows foot design

Applications

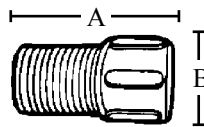
- Secure support for a variety of fixtures; installs fixtures to box either horizontally or vertically

Standard Material

- Malleable iron

| Catalog Number | UPC | Size | Unit Carton | Ship Case | Weight/Case | A | B |
|----------------|-------|------------|-------------|-----------|-------------|------|------|
| 47 | 14171 | Crows Foot | 25 | 250 | 8 | 1.00 | 1.10 |

Fixture Extensions Zinc Die Cast



Features

- Threaded male end; larger female end

Applications

- Enables easier access to fixtures for future service

Standard Material

- Zinc die cast

Standard Finish

- Powder coat finish

| Catalog Number | UPC | Size | Unit Carton | Ship Case | Weight/Case | A | B |
|----------------|-------|-------------------|-------------|-----------|-------------|-------|------|
| 190 | 11510 | 3/8" M x 1" F | 100 | 1000 | 50 | 1.00 | .776 |
| 200 | 11520 | 3/8" M x 1-3/8" F | 100 | 1000 | 60 | 1.375 | .780 |

Fixture Loop Zinc Die Cast



Features

- Male threaded shaft

Applications

- Use with hook to securely hang fixtures

Standard Material

- Zinc die cast

| Catalog Number | UPC | Size | Unit Carton | Ship Case | Weight/Case | A | B |
|----------------|-------|------------------|-------------|-----------|-------------|------|------|
| 71 | 17440 | 1/2" Male | 25 | 250 | 15 | 1.27 | 1.12 |

Lamp Holders Plastic



Features

- Easy update/retrofit
- White finish

Applications

- Supports the lighting fixture and provides an electrical connection for the lamp

Standard Material

- Plastic

| Catalog Number | UPC | Size | Unit Carton | Ship Case | Weight/Case |
|----------------|-------|--------------------|-------------|-----------|-------------|
| P2 | 84005 | Medium Base | 1 | 50 | 25 |

Porcelain



Features

- Easy update/retrofit
- White finish

Applications

- Supports the lighting fixture and provides an electrical connection for the lamp

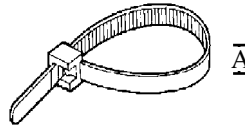
Standard Material

- Porcelain

| Catalog Number | UPC | Size | Unit Carton | Ship Case | Weight/Case |
|----------------|-------|--------------------|-------------|-----------|-------------|
| POR1 | 84006 | Medium Base | 24 | 100 | 10 |

Cable Ties

Natural White



Features

- Operating temperature minimum -40° F to maximum 185° F
- UL flame rating 94V-2

Applications

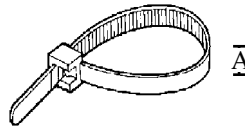
- Safely and easily secures wire bundles and harness components

Standard Material

- 6/6 Nylon

| Catalog Number | UPC | Size | Max. Tensile Strength | Per Bag | Ship Case | Weight/Case | Bundle Diameter | | |
|----------------|-------|---------------|-----------------------|---------|-----------|-------------|-----------------|-------|-------|
| | | | | | | | A | Min. | Max. |
| NT0418 | 21440 | 4" | 18 | 100 | 1000 | .10 | .98 | .0625 | .875 |
| NT0530 | 21450 | 5" | 30 | 100 | 1000 | .10 | .98 | .0625 | 1.378 |
| NT0618 | 21451 | 6 1/2" | 18 | 100 | 1000 | .41 | .98 | .0625 | 1.378 |
| NT0640 | 21452 | 6" | 40 | 100 | 1000 | .41 | .142 | .0625 | 1.535 |
| NT0750 | 21460 | 7" | 50 | 100 | 1000 | .42 | .187 | .0625 | 1.75 |
| NT0818 | 21470 | 8" | 18 | 100 | 1000 | .34 | .100 | .0625 | 2.00 |
| NT0840 | 21480 | 8" | 40 | 100 | 1000 | .38 | .130 | .0625 | 2.00 |
| NT08120 | 21490 | 8" | 120 | 100 | 1000 | .43 | .300 | .0625 | 2.00 |
| NT1150 | 21500 | 11" | 50 | 100 | 1000 | .54 | .187 | .0625 | 3.00 |
| NT1450 | 21510 | 14" | 50 | 100 | 1000 | .69 | .187 | .0625 | 4.00 |
| NT24175 | 21530 | 24" | 175 | 50 | 500 | 2.82 | .345 | .1875 | 7.20 |
| NT30175 | 21532 | 30" | 175 | 50 | 500 | 3.22 | .35 | .1875 | 9.30 |
| NT34175 | 21550 | 34" | 175 | 50 | 500 | 4.20 | .345 | .1875 | 7.20 |

Black



Features

- Operating temperature minimum -40° F to maximum 185° F
- UV resistant
- UL flame rating 94V-2

Applications

- Safely and easily secures wire bundles and harness components

Standard Material

- 6/6 Nylon

| Catalog Number | UPC | Size | Max. Tensile Strength | Per Bag | Ship Case | Weight/Case | Bundle Diameter | | |
|----------------|-------|---------------|-----------------------|---------|-----------|-------------|-----------------|-------|-------|
| | | | | | | | A | Min. | Max. |
| BT0418 | 19770 | 4" | 18 | 100 | 1000 | .10 | .100 | .0625 | .875 |
| BT0530 | 19780 | 5" | 30 | 100 | 1000 | .10 | .98 | .0625 | 1.378 |
| BT0618 | 19781 | 6 1/2" | 18 | 100 | 1000 | .41 | .98 | .0625 | 1.378 |
| BT0750 | 19790 | 7" | 50 | 100 | 1000 | .42 | .187 | .0625 | 1.75 |
| BT0818 | 19800 | 8" | 18 | 100 | 1000 | .34 | .100 | .0625 | 2.00 |
| BT0840 | 19810 | 8" | 40 | 100 | 1000 | .38 | .130 | .0625 | 2.00 |
| BT1150 | 19830 | 8" | 50 | 100 | 1000 | .54 | .187 | .0625 | 3.00 |
| BT1250 | 19831 | 11" | 50 | 100 | 1000 | .55 | .189 | .0625 | 3.504 |
| BT1450 | 19840 | 14" | 50 | 100 | 1000 | .69 | .187 | .0625 | 4.00 |
| BT24175 | 19860 | 24" | 175 | 50 | 500 | 2.82 | .345 | .1875 | 7.20 |
| BT34175 | 19890 | 34" | 175 | 50 | 500 | 4.20 | .345 | .1875 | 7.20 |

Air Handling Cable Ties

6/6 Nylon



Features

- Meets UL 1565 specifications for low smoke generation, low heat release and mechanical strength
- Strong and pure, manufactured from filtered nylon 6/6, reducing particle contamination
- Mounting hole style secures and positions wire bundles and cables to surfaces with one mechanical fastener
- Low profile style and reduced head height increases safety, eliminates snags, cuts, and abrasions to cables, surrounding products and users

Applications

- Air handling spaces, above drop ceilings and below raised flooring
- UL listed suitable for use in air handling spaces in accordance with the section 300.00 (c) and (d) of the National Electrical Code rules 12-010(3), (4) and (5) and 12-020 of the Canadian Electrical Code part 1

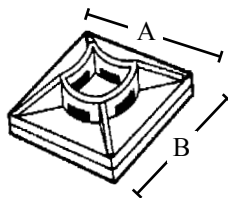
Standard Material

- 6/6 nylon

| Catalog Number | UPC | Size | Max. Tensile Strength | Color | Per Bag | Ship Case | Weight/Case | A | Bundle Diameter Min. | Bundle Diameter Max. |
|----------------|-------|----------------|-----------------------|----------|---------|-----------|-------------|------|----------------------|----------------------|
| PTB0750 | 83642 | 7-1/2" | 50 | Burgundy | 100 | 1000 | .42 | .180 | .0625 | 1.875 |
| PTB1150 | 83644 | 11" | 50 | Burgundy | 100 | 1000 | .54 | .180 | .0625 | 3.062 |
| PTB1450 | 83646 | 14-1/2" | 50 | Burgundy | 100 | 1000 | .69 | .180 | .0625 | 4.125 |

Cable Tie Mounting Platforms

Natural White - Nylon



Features

- Adhesive base or screw mount available
- Available in black or white

Applications

- For safe organization of cables
- Use with Topaz Cable Ties

Standard Material

- 6/6 nylon

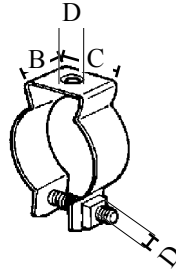
| Catalog Number | UPC | Size | Unit Carton | Ship Case | Weight/Case | A | B | Height | Mounting Hole | Flat Head Screw |
|----------------|-------|----------------------------|-------------|-----------|-------------|------|------|--------|---------------|-----------------|
| MP4A | 32270 | 4-Way Adhesive Base | 100 | 1000 | 5 | 1.00 | 1.00 | .157 | .197 | #6 |
| MP4S | 32280 | 4-Way Screw Mount | 100 | 1000 | 5 | 1.00 | 1.00 | .157 | .197 | #6 |

Black - Nylon

| Catalog Number | UPC | Size | Unit Carton | Ship Case | Weight/Case | A | B | Height | Mounting Hole | Flat Head Screw |
|----------------|-------|----------------------------|-------------|-----------|-------------|------|------|--------|---------------|-----------------|
| MP4AB | 32320 | 4-Way Adhesive Base | 100 | 1000 | 5 | 1.00 | 1.00 | .157 | .197 | #6 |
| MP4SB | 32330 | 4-Way Screw Mount | 100 | 1000 | 5 | 1.00 | 1.00 | .157 | .197 | #6 |

Conduit Hangers

With Bolt & Nut Attached - Steel



Features

- Assembled with nut and bolt

Applications

- Indoor or outdoor use
- Use to secure and suspend conduit from overhead supports

Standard Material

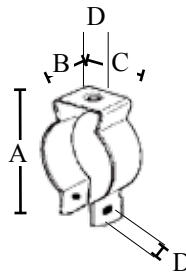
- Steel

Standard Finish

- Zinc plated

| Catalog Number | UPC | Size | For Rigid | For EMT | Bolt Size | Ship Case | Weight/Case | A | B | C | D |
|----------------|-------|-------|-------------|---------|------------|-----------|-------------|-------|-------|-------|-------|
| 601 | 15830 | 0 | 3/8" - 1/2" | 1/2" | 1/4" - 20 | 100 | 6 | 1.875 | .750 | .725 | .25 |
| 602 | 15840 | 1 | 3/4" | 3/4" | 1/4" - 20 | 100 | 8 | 2.125 | .750 | .850 | .25 |
| 603 | 15850 | 2 | 1" | 1" | 1/4" - 20 | 100 | 8 | 2.437 | .875 | .975 | .25 |
| 604 | 15860 | 3 | 1-1/4" | 1-1/2" | 1/4" - 20 | 100 | 10 | 2.75 | .875 | .975 | .25 |
| 604A | 15870 | 2-1/2 | --- | 1-1/4" | 1/2" - 20 | 100 | 10 | 2.875 | .875 | 1.050 | .25 |
| 605 | 15880 | 4 | 1-1/2" | --- | 1/2" - 20 | 100 | 18 | 3.125 | 1.000 | 1.125 | .25 |
| 606 | 15890 | 5 | 2" | 2" | 1/2" - 20 | 50 | 10 | 3.875 | 1.000 | 1.145 | .25 |
| 607 | 15900 | 6 | 2-1/2" | 2-1/2" | 5/16" - 18 | 50 | 11 | 4.625 | 1.250 | 1.225 | .3125 |
| 608 | 15910 | 7 | 3" | 3" | 5/16" - 18 | 25 | 6 | 5.500 | 1.250 | 1.275 | .3125 |
| 609 | 15920 | 8 | 3-1/2" | 3-1/2" | 5/16" - 18 | 25 | 8 | 5.750 | 1.250 | 1.275 | .3125 |
| 610 | 15930 | 9 | 4" | 4" | 5/16" - 18 | 25 | 12 | 6.250 | 1.250 | 1.275 | .3125 |

Without Bolt & Nut Attached - Steel



Features

- Eliminates need for fasteners

Applications

- Indoor or outdoor use
- Use to secure and suspend conduit from overhead supports

Standard Material

- Steel

Standard Finish

- Zinc plated

| Catalog Number | UPC | Size | For Rigid | For EMT | Ship Case | Weight/Case | A | B | C | D |
|----------------|-------|-------|-------------|---------|-----------|-------------|-------|-------|-------|-------|
| 611 | 15940 | 0 | 3/8" - 1/2" | 1/2" | 100 | 5 | 1.875 | .750 | .725 | .25 |
| 612 | 15950 | 1 | 3/4" | 3/4" | 100 | 7 | 2.125 | .750 | .850 | .25 |
| 613 | 15960 | 2 | 1" | 1" | 100 | 7 | 2.437 | .875 | .975 | .25 |
| 614 | 15970 | 3 | 1-1/4" | 1-1/2" | 100 | 9 | 2.75 | .875 | .975 | .25 |
| 614A | 15980 | 2-1/2 | --- | 1-1/4" | 100 | 9 | 2.875 | .875 | 1.050 | .25 |
| 615 | 15990 | 4 | 1-1/2" | --- | 100 | 17 | 3.125 | 1.000 | 1.125 | .25 |
| 616 | 16000 | 5 | 2" | 2" | 50 | 9 | 3.875 | 1.000 | 1.145 | .25 |
| 617 | 16010 | 6 | 2-1/2" | 2-1/2" | 50 | 11 | 4.625 | 1.250 | 1.225 | .3125 |
| 618 | 16020 | 7 | 3" | 3" | 25 | 5 | 5.500 | 1.250 | 1.275 | .3125 |
| 619 | 16030 | 8 | 3-1/2" | 3-1/2" | 25 | 7 | 5.750 | 1.250 | 1.275 | .3125 |
| 620 | 16040 | 9 | 4" | 4" | 25 | 11 | 6.250 | 1.250 | 1.275 | .3125 |

Fluorescent Chain Steel



Features

- Sold in one yard lengths

Applications

- Supports and suspends fixtures

Standard Material

- Steel

| Catalog Number | UPC | Size | Unit Carton | Ship Case | Weight/Case | Workload Limits |
|----------------|-------|-----------------------|-------------|-----------|-------------|-----------------|
| FC1 | 20750 | 1 Yard lengths | 1 yd. | 100 | 35 | 50 Lbs. |

Jack Chains Zinc Plated Steel



Features

- Light, standard and heavy gauge available

Applications

- Safe support for hanging linear and high bay fixtures

Standard Material

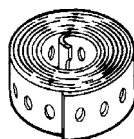
- Steel

Standard Finish

- Zinc plated

| Catalog Number | UPC | Size | Unit Carton | Ship Case | Weight/Case | Workload Limits |
|----------------|-------|----------------------------|----------------|-----------|-------------|-----------------|
| 297 | 12480 | 14 Gauge - Light | 100 Ft. Hanks | 10 | 50 | 16 Lbs. |
| 298 | 12490 | 12 Gauge - Standard | 50 Ft. Hanks | 10 | 30 | 29 Lbs. |
| 298S | 12500 | 12 Gauge - Standard | 100 Ft. Spools | 4 | 48 | 29 Lbs. |
| 299 | 12501 | 12 Gauge - Standard | 250 Ft. Spools | 4 | 60 | 29 Lbs. |
| 299B | 12505 | 10 Gauge - Heavy | 100 Ft. Hanks | 1 | 18 | 43 Lbs. |

Perforated Banding Iron 20 Gauge - Steel



Features

- Eliminates need for fasteners

Applications

- Pair with Topaz Beam Clamps to install conduit

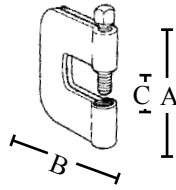
Standard Material

- Steel

| Catalog Number | UPC | Size | Ship Case | Weight/Case | Hole Spacing |
|----------------|-------|-------------------|-----------|-------------|---------------------------|
| 962 | 19570 | 3/4" x 10' | 50 | 30 | 1/4" holes on 1/2" center |

I-Beam Clamp

C Clamp - Steel



Features

- Clamp is tapped for rod

Applications

- Designed for vertical loads
- Use as a structural attachment to metal beams to support boxes, enclosures and fixtures

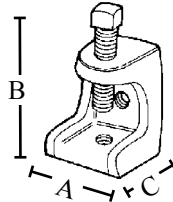
Standard Material

- Steel

| Catalog Number | UPC | Size | Tapping | For EMT | Unit Carton | Ship Case | Weight/Case | A | B | C |
|----------------|-------|------|------------|---------|-------------|-----------|-------------|------|------|-----|
| 126 | 10820 | 3/4" | 3/8" - 16" | 1/2" | 10 | 100 | 30 | 2.40 | 2.49 | .73 |

Beam Clamps

Malleable Iron



Features

- Suitable for support of up to 600 lbs.
- Malleable iron body will not distort or slip when tightened

Applications

- Supports threaded rod, threaded bridle rings and electrical boxes

Standard Material

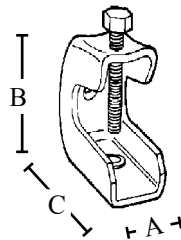
- Malleable iron

Standard Finish

- Zinc plated

| Catalog Number | UPC | Jaw Opening | Tapping | Load Capacity | Ship Case | Weight/Case | A | B | C | Tighten Torque |
|----------------|-------|-------------|-----------|---------------|-----------|-------------|-------|-------|-------|----------------|
| 122 | 10710 | 3/4" | 1/4" - 20 | 125 Lbs. | 50 | 11 | 1.130 | 1.400 | 1.390 | 60 |
| 123 | 10720 | 7/8" | 3/8" - 16 | 300 Lbs. | 50 | 23 | 1.990 | 1.755 | 1.890 | 125 |
| 123A | 10721 | 3/4" | 3/8" - 16 | 300 Lbs. | 50 | 18 | 1.130 | 1.400 | 1.390 | 60 |
| 124 | 10730 | 1-1/8" | 1/2" - 13 | 600 Lbs. | 25 | 40 | 2.530 | 2.140 | 2.500 | 250 |

Steel



Features

- Single screw, 2 hole assembly

Applications

- Supports threaded rod, threaded bridle rings and electrical boxes
- Can replace pipe clamps on exposed metal
- Supports 50 to 100 lbs.

Standard Material

- Steel

| Catalog Number | UPC | Jaw Opening | Tapping | Load Capacity | Ship Case | Weight/Case | A | B | C | Tighten Torque |
|----------------|-------|-------------|-----------|---------------|-----------|-------------|-------|-------|-------|----------------|
| 122S | 10740 | 11/16" | 1/4" - 20 | 50 Lbs. | 100 | 22 | .920 | 1.400 | 1.630 | 60 |
| 123S | 10750 | 1" | 3/8" - 16 | 100 Lbs. | 100 | 20 | 1.210 | 2.062 | 2.250 | 125 |

Cable Staples

For NMC 2 Wire #14-12 - Steel



Features

- Strong resilient steel construction
- Select 1/2" sizes insulated

Applications

- Securely affixes NMC 2 wire #14-12

Standard Material

- Steel

| Catalog Number | UPC | Size | Unit Carton | Ship Case | Weight/Case | A | B |
|----------------|-------|-------------|-------------|-----------|-------------|------|------|
| 183 | 11440 | 1/2" | 100 | 5000 | 25 | .500 | 1.00 |
| 183i* | 11441 | 1/2" | 100 | 5000 | 26 | .500 | 1.0 |
| 184 | 11450 | 1/2" | 500 | 5000 | 25 | .500 | 1.0 |
| 184i* | 11442 | 1/2" | 500 | 5000 | 26 | .500 | 1.0 |
| 185 | 11460 | 1/2" | Bucket | 5000 | 26 | .500 | 1.0 |
| 185i* | 11445 | 1/2" | Bucket | 2500 | 13 | .500 | 1.0 |

*Insulated

For NMC and Armored 3 Wire #14-12-10 - Steel

| Catalog Number | UPC | Size | Unit Carton | Ship Case | Weight/Case | A | B |
|----------------|-------|--------------|-------------|-----------|-------------|-------|------|
| 193 | 11470 | 9/16" | 100 | 5000 | 33 | .500 | 1.25 |
| 194 | 11480 | 9/16" | 500 | 5000 | 31 | .500 | 1.25 |
| 195 | 11490 | 9/16" | Bucket | 5000 | 35 | .5005 | 1.25 |

Features

- Strong resilient steel construction

Applications

- Securely affixes NMC and armored 3 wire #14-12-10

Standard Material

- Steel

For SEU to 3 #6 - Steel

| Catalog Number | UPC | Size | Unit Carton | Ship Case | Weight/Case | A | B |
|----------------|-------|-----------------|-------------|-----------|-------------|--------|--------|
| 196 | 11492 | 13/16" | 100 | 5000 | 61 | .82 | 1.40 |
| 197 | 11494 | 13/16" | 500 | 5000 | 61 | .82 | 1.40 |
| 186 | 11443 | 1-11/16" | 100 | 1000 | 15 | 1.0625 | 1.4375 |
| 198 | 11444 | 1-11/32" | 100 | 1000 | 32 | 1.3438 | 1.875 |

Features

- Strong resilient steel construction

Applications

- Securely affixes SEU to 3 #6

Standard Material

- Steel

Cover Plates

Baked White Enamel - Steel



Features

- 2- 3/8" screws

Applications

- Secures unused boxes

Standard Material

- Steel

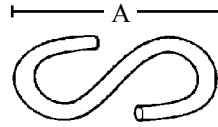
Standard Finish

- Baked white enamel

| Catalog Number | UPC | Size | Unit Carton | Ship Case | Weight/Case | Screw Separation |
|----------------|-------|------|-------------|-----------|-------------|-------------------------|
| 175 | 33510 | 5" | 1 Per bag | 100 | 18 | 3-1/2" Screw separation |
| 176 | 33511 | 5" | 1 Per bag | 100 | 18 | 2-3/4" Screw separation |

S Hooks

Zinc Plated Steel



Features

- Manufactured from strong and resilient steel with zinc plating

Applications

- Multiple gauge thickness supports light to heavy duty workload requirements

Standard Material

- Steel

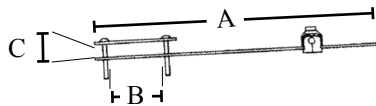
Standard Finish

- Zinc plated

| Catalog Number | UPC | Size | Duty | Unit Carton | Ship Case | Weight/Case | A | Workload Limits |
|----------------|-------|----------|--------|-------------|-----------|-------------|------|-----------------|
| 300 | 12510 | 14 Gauge | Light | 100 | 1000 | 11 | .96 | 16 Lbs. |
| 300A | 12520 | 12 Gauge | Medium | 100 | 1000 | 15 | 1.23 | 29 Lbs. |
| 300B | 12525 | 10 Gauge | Heavy | 100 | 1000 | 19 | 1.48 | 43 Lbs. |

Ceiling Box Support

Steel



Features

- Rugged fabrication ensures continued performance and longevity

Applications

- For installations where space and access may be limited

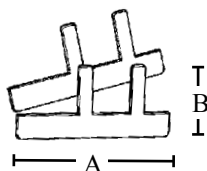
Standard Material

- Steel

| Catalog Number | UPC | Size | Ship Case | Weight/Case | A | (B) Min. | Openings (B) Max. | (C) Max. |
|----------------|-------|----------------|-----------|-------------|-------|----------|-------------------|----------|
| CBS | 19891 | 1" - 2" | 50 | 1 | 11.00 | 1.00 | 2.25 | 1.25 |

Box Supports

Steel



Features

- Bendable tabs for ease of use
- Sold in pairs

Applications

- For box support in drywall, lathe and plaster

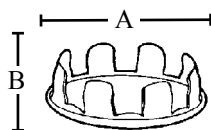
Standard Material

- Steel

| Catalog Number | UPC | Size | Unit Carton | Ship Case | Weight/Case | A | B |
|----------------|-------|----------------------|-------------|-----------|-------------|-------|-------|
| 199 | 11540 | Sold in pairs | 50pr | 500pr | 25 | 5.125 | 2.250 |

Knockout Seals

Steel



Features

- Easily installs into unused box knockouts

Applications

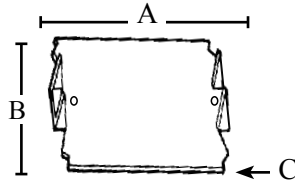
- Provides a safe barrier for the protection of exposed wires
- Suitable for standard, airtight and dust tight applications

Standard Material

- Steel

| Catalog Number | UPC | Size | Unit Carton | Ship Case | Weight/Case | A | B |
|----------------|-------|---------------|-------------|-----------|-------------|------|-----|
| K050 | 20780 | 1/2" | 100 | 1000 | 10 | 1.07 | .37 |
| K051 | 20790 | 3/4" | 100 | 1000 | 20 | 1.24 | .31 |
| K052 | 20800 | 1" | 50 | 500 | 9 | 1.48 | .34 |
| K053 | 20810 | 1-1/4" | 50 | 500 | 10 | 1.80 | .31 |
| K054 | 20820 | 1-1/2" | 50 | 500 | 20 | 2.22 | .37 |
| K055 | 20830 | 2" | 10 | 100 | 5 | 2.68 | .36 |

Nail Plate With Prongs



Features

- 16 gauge thickness
- Nail holes at each end for easy and secure mounting

Applications

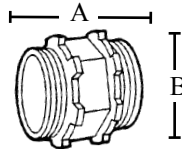
- Use to prevent screws and nails from damaging wires and pipes

Standard Material

- Steel

| Catalog Number | UPC | Size | Unit Carton | Ship Case | Weight/Case | A | B | C |
|----------------|-------|-------------------------|-------------|-----------|-------------|------|------|-------|
| 187 | 11497 | 1-1/2" x 6" | --- | 100 | 49 | 6.00 | 1.50 | .0598 |
| 188 | 11498 | 1-1/2" x 5" | --- | 100 | 30 | 5.00 | 1.50 | .0598 |
| 189 | 11500 | 1-1/2" x 2-1/2" | --- | 200 | 20 | 2.50 | 1.50 | .0598 |
| 189B | 11501 | 1-1/2" x 2-1/2" x 1/16" | 50 | 200 | 20 | 2.50 | 1.50 | .0598 |
| 189-100 | 11499 | 1-1/2" x 2-1/2" x 1/16" | --- | 100 | 20 | 2.50 | 1.50 | .0598 |

Box Spacing Connector With Twin Locknuts



Features

- Back to back connector eliminates need for additional conduit runs

Applications

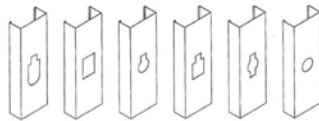
- Join j-boxes back to back in open wall spaces
- For use in a short raceway to connect j-boxes through conduit knockout openings

Standard Material

- Zinc die cast

| Catalog Number | UPC | Size | Unit Carton | Ship Case | Weight/Case | A | B |
|----------------|-------|------|-------------|-----------|-------------|------|-----|
| 141 | 10930 | 1/2" | 50 | 500 | 40 | 1.12 | .40 |
| 141A | 10932 | 3/4" | 25 | 250 | 24 | 1.12 | .95 |

Stud Grommets 6/6 Nylon



Common hole configurations in metal studs

Features

- Fits all stud hole sizes

Applications

- Universal metal stud grommets are used to protect wires from damage caused by sharp edges on metal studs
- Tool free installation, simply snap in over the many different hole configurations to allow full protection from sharp metal

Standard Material

- 6/6 nylon

| Catalog Number | UPC | Size | Ship Case | Weight/Case |
|----------------|-------|-----------|-----------|-------------|
| 45 | 14172 | Universal | 200 | 5 |

AC Disconnect



Features

- Easy to mount
- Enclosure allows for ample wiring space
- Switchable, non-fused and fused models available
- Can be used with home solar power systems

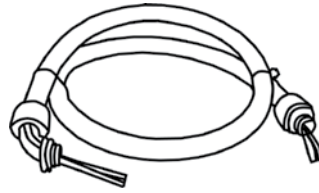
Applications

- Required components to maintain cooling systems

| Catalog Number | UPC | Size | Voltage | Ship Case | Weight/Case | Cabinet Size | | |
|----------------|-------|---------------------------------|---------|-----------|-------------|--------------|------|------|
| | | | | | | H | W | D |
| ACD48 | 33781 | 60 AMP Switchable | 120/240 | 6 | 20 | 6.57 | 4.57 | 2.20 |
| ACD49 | 33773 | 60 AMP Non-Fused Pullout | 120/240 | 6 | 20 | 6.57 | 4.57 | 2.20 |
| ACD50 | 33774 | 30 AMP Fused | 120/240 | 6 | 20 | 8.94 | 5.55 | 2.72 |
| ACD51 | 33775 | 60 AMP Fused | 120/240 | 6 | 20 | 8.94 | 5.55 | 2.72 |

AC Whips

Non-Metallic



Features

- Liquidtight
- 240 Volt
- Single phase A/C seal proof power whip
- Assembled with all UL components
- Available in 1/2" and 3/4" conduit size
- 4' and 6' lengths, designed for easy installation
- Resists corrosion, oil, water, outdoor, and sunlight damage

Applications

- Connection between outside air conditioning unit and electrical power source; typically used to connect compressor to AC disconnect box

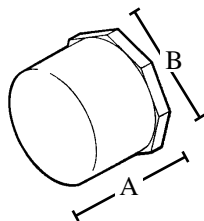
Standard Material

- Non-metallic

| Catalog Number | UPC | Connectors | Conduit Size | Wire Type | Wires | Ship Case | Weight/Case | Length | Wire Size | Reducing Washer |
|------------------|-------|------------------------------|--------------|-------------------------|----------------------------------|-----------|-------------|--------|-----------|-----------------|
| ACW10 | 33782 | 1/2" ST. 1/2" 90° | 1/2" | #10 Gauge Stranded THNN | 1-Black, 1-Red, 1-Green | 12 | 400 | 4 | #10 | 1/2 x 3/4 |
| ACW11 | 33783 | 1/2" ST. 1/2" 90° | 1/2" | #10 Gauge Stranded THNN | 1-Black, 1-Red, 1-Green | 12 | 400 | 6 | #10 | 1/2 x 3/4 |
| ACW12 | 33778 | 3/4" ST. 3/4" 90° | 3/4" | #8 Gauge Stranded THNN | 1-Black, 1-Red, 1-Green | 12 | 400 | 4 | #8 | 3/4 x 1 |
| ACW13 | 33779 | 3/4" ST. 3/4" 90° | 3/4" | #8 Gauge Stranded THNN | 1-Black, 1-Red, 1-Green | 12 | 400 | 6 | #8 | 3/4 x 1 |
| ACW1412 | 85015 | 1/2" ST. 1/2" 90° | 1/2" | #12 Solid | 2-Black, 1-Green | 24 | 17 | 4 | #12 | 1/2 x 3/4 |
| ACW1612 | 85014 | 1/2" ST. 1/2" 90° | 1/2" | #12 Solid | 2-Black, 1-Green | 24 | 13 | 6 | #12 | 1/2 x 3/4 |
| ACW16124W | 85016 | 1/2" ST. 1/2" 90° | 1/2" | #12 Solid 4 Wire | 1-Black, 1-Red, 1-Green, 1-White | 24 | 13 | 6 | #12 | 1/2 x 3/4 |

All AC Whips include conduit, 1-NM straight and 1-NM 90° fitting and reducing washer.
All wire leads are 1 foot lead wire length at each end.

End Caps



| Catalog Number | UPC | Size | Ship Case | Weight/Case | A | B |
|----------------|-------|--------|-----------|-------------|--------|--------|
| 1081 | 23407 | 1/2" | 100 | 2 | 1.00 | 1.0625 |
| 1082 | 23091 | 3/4" | 100 | 4 | 1.25 | 1.3125 |
| 1083 | 23092 | 1" | 50 | 4 | 1.4375 | 1.625 |
| 1084 | 23093 | 1-1/4" | 25 | 2 | 1.50 | 2.00 |
| 1085 | 23094 | 1-1/2" | 25 | 3 | 1.625 | 2.25 |
| 1086 | 23095 | 2" | 50 | 8 | 1.75 | 2.75 |
| 1087 | 23096 | 2-1/2" | 25 | 7 | 2.125 | 3.50 |
| 1088 | 23097 | 3" | 25 | 13 | 2.25 | 4.00 |
| 1089 | 23098 | 3-1/2" | 25 | 15 | 2.3125 | 4.625 |
| 1090 | 23099 | 4" | 25 | 19 | 2.50 | 5.0625 |
| 1090A | 23102 | 5" | 25 | 12 | 2.50 | 6.125 |
| 1090B | 23101 | 6" | 10 | 19 | 3.3125 | 7.25 |

Features

- High tensile and impact strength
- Easy to install slip fit

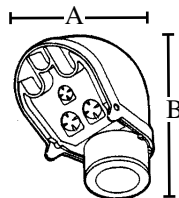
Applications

- Cap off pipe openings; allows access for future expansions or service
- Capping provides a finished look and inhibits damage from moisture and other elements

Standard Material

- PVC

Service Entrance Caps



| Catalog Number | UPC | Size | Ship Case | Weight/Case | A | B |
|----------------|-------|--------|-----------|-------------|-------|-------|
| 1111 | 23104 | 1/2" | 10 | 2 | 3.00 | 3.00 |
| 1112 | 23105 | 3/4" | 10 | 2 | 3.00 | 3.00 |
| 1113 | 23106 | 1" | 20 | 4 | 3.50 | 3.50 |
| 1114 | 23107 | 1-1/4" | 20 | 10 | 5.25 | 4.25 |
| 1115 | 23108 | 1-1/2" | 20 | 20 | 6.75 | 5.75 |
| 1116 | 23109 | 2" | 5 | 5 | 6.75 | 5.75 |
| 1117 | 23408 | 2-1/2" | 5 | 21 | 14.00 | 9.00 |
| 1118 | 23111 | 3" | 5 | 19 | 14.00 | 9.00 |
| 1119 | 23112 | 3-1/2" | 5 | 42 | --- | --- |
| 1120 | 23113 | 4" | 1 | 14 | 17.00 | 13.50 |

Features

- High tensile and impact strength
- Weather resistant

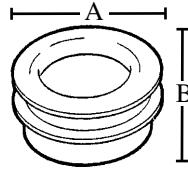
Applications

- Installed on a vertical conduit, usually outdoors, to receive open wires from an electrical service line
- Sometimes called a weather head, it prevents rainwater from entering the conduit

Standard Material

- PVC

End Bells



Features

- High tensile and impact strength
- Protects wiring being pulled through the vault wall

Applications

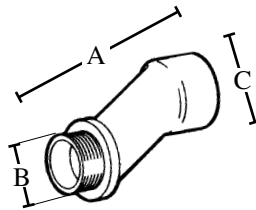
- Used in concrete vault walls to provide a smooth, safe entrance to the conduit outside

Standard Material

- PVC

| Catalog Number | UPC | Size | Ship Case | Weight/Case | A | B |
|----------------|-------|--------|-----------|-------------|--------|--------|
| 1121 | 23409 | 1/2" | 100 | 2 | 1.25 | .75 |
| 1122 | 23131 | 3/4" | 100 | 3 | 1.50 | 1.00 |
| 1123 | 23132 | 1" | 50 | 2 | 1.75 | 1.25 |
| 1124 | 23133 | 1-1/4" | 50 | 4 | 2.125 | 1.3125 |
| 1125 | 23134 | 1-1/2" | 50 | 5 | 2.50 | 1.5625 |
| 1126 | 23135 | 2" | 40 | 5 | 2.8125 | 1.5625 |
| 1127 | 23436 | 2-1/2" | 30 | 6 | 3.375 | 1.875 |
| 1128 | 23137 | 3" | 50 | 19 | 4.125 | 2.0625 |
| 1129 | 23138 | 3-1/2" | 50 | 13 | 4.625 | 2.25 |
| 1130 | 23139 | 4" | 50 | 17 | 5.125 | 2.375 |
| 1130A | 23372 | 5" | 25 | 20 | 6.375 | 2.4375 |
| 1130B | 23373 | 6" | 15 | 18 | 7.375 | 2.875 |

Meter Offset



Features

- High tensile and impact strength
- An offset is needed to move the path of the conduit away from a wall into the holes of an electrical meter box

Applications

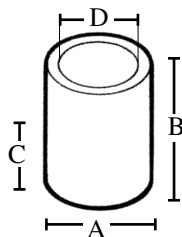
- Use to connect a conduit to a meter box

Standard Material

- PVC

| Catalog Number | UPC | Size | Ship Case | Weight/Case | A | B | C |
|----------------|-------|--------|-----------|-------------|------|--------|--------|
| 1094 | 23116 | 1-1/4" | 15 | 3 | 3.50 | 1.625 | 2.00 |
| 1096 | 23117 | 2" | 8 | 2 | 3.50 | 2.3125 | 2.1875 |

Couplings



Features

- The fitting consist of two female ends with a center stop
- Both pieces of pipe should seat at the stop for proper positioning

Applications

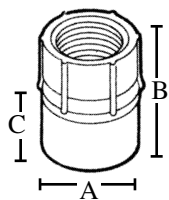
- A connector used to join lengths of conduit pipe

Standard Material

- PVC

| Catalog Number | UPC | Size | Ship Case | Weight/Case | A | B | C | D |
|----------------|-------|--------|-----------|-------------|--------|--------|--------|--------|
| 1011 | 23001 | 1/2" | 200 | 6 | 1.0625 | 1.50 | .625 | .875 |
| 1012 | 23002 | 3/4" | 125 | 6 | 1.3125 | 1.5625 | .625 | 1.062 |
| 1013 | 23003 | 1" | 70 | 6 | 1.625 | 2.00 | 1.00 | 1.3125 |
| 1014 | 23004 | 1-1/4" | 40 | 5 | 2.00 | 2.125 | 1.00 | 1.6875 |
| 1015 | 23005 | 1-1/2" | 30 | 5 | 2.25 | 2.375 | 1.125 | 1.9375 |
| 1016 | 23006 | 2" | 40 | 5 | 2.6875 | 2.4375 | 1.25 | 2.375 |
| 1017 | 23007 | 2-1/2" | 20 | 8 | 3.25 | 3.50 | 1.75 | 2.875 |
| 1018 | 23008 | 3" | 40 | 25 | 4.00 | 3.875 | 1.8125 | 3.50 |
| 1019 | 23009 | 3-1/2" | 30 | 23 | 4.125 | 4.00 | 1.9375 | 4.00 |
| 1020 | 23401 | 4" | 20 | 20 | 5.00 | 4.1875 | 2.00 | 4.50 |
| 1020A | 23011 | 5" | 10 | 15 | 6.125 | 5.375 | 2.50 | 5.625 |
| 1020B | 23012 | 6" | 8 | 19 | 7.25 | 6.375 | 3.00 | 6.625 |

Female Adapters



Features

- The fitting consists of two female ends, one end is threaded and the other is solvent weld
- Both ends fit the same diameter conduit

Applications

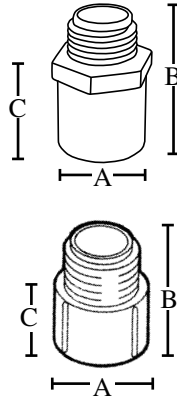
- A connector often used to transition threaded metal conduit to PVC conduit
- Can also be used to join PVC to PVC

Standard Material

- PVC

| Catalog Number | UPC | Size | Ship Case | Weight/Case | A | B | C |
|----------------|-------|--------|-----------|-------------|--------|--------|--------|
| 1021 | 23013 | 1/2" | 200 | 6 | 1.00 | 1.4375 | .6875 |
| 1022 | 23014 | 3/4" | 125 | 6 | 1.25 | 1.625 | .6875 |
| 1023 | 23015 | 1" | 70 | 5 | 1.5625 | 1.875 | .8750 |
| 1024 | 23016 | 1-1/4" | 40 | 5 | 2.00 | 1.9375 | .9375 |
| 1025 | 23017 | 1-1/2" | 30 | 4 | 2.25 | 2.125 | .9375 |
| 1026 | 23018 | 2" | 40 | 7 | 2.6875 | 2.125 | .9375 |
| 1027 | 23019 | 2-1/2" | 20 | 7 | 3.3125 | 3.00 | 1.3125 |
| 1028 | 23402 | 3" | 40 | 22 | 4.00 | 3.0625 | 1.25 |
| 1029 | 23021 | 3-1/2" | 30 | 18 | 4.50 | 3.00 | 1.1875 |
| 1030 | 23022 | 4" | 20 | 16 | 5.00 | 3.25 | 1.375 |
| 1030A | 23023 | 5" | 10 | 13 | 7.25 | 4.375 | 1.625 |
| 1030B | 23024 | 6" | 8 | 15 | 9.3125 | 7.00 | 2.25 |

Terminal Adapters



Features

- The fitting consists of one solvent weld female end and one threaded male end
- Both ends will fit the same diameter conduit

Applications

- A connector used to transition from plain end PVC conduit to a threaded metal or PVC female bell
- Can also be used to connect PVC conduit to a box or other threaded body with the use of a locknut (sold separately)

Standard Material

- PVC

| Catalog Number | UPC | Size | Ship Case | Weight/Case | A | B | C |
|----------------|-------|--------|-----------|-------------|--------|--------|--------|
| 1031 | 23025 | 1/2" | 200 | 6 | 1.0625 | 1.6875 | 1.125 |
| 1032 | 23026 | 3/4" | 125 | 6 | 1.25 | 1.75 | 1.1875 |
| 1033 | 23027 | 1" | 70 | 5 | 2.1875 | 1.625 | 1.50 |
| 1034 | 23028 | 1-1/4" | 40 | 4 | 2.00 | 2.125 | 1.3125 |
| 1035 | 23029 | 1-1/2" | 30 | 3 | 2.00 | 2.0625 | 1.3125 |
| 1036 | 23403 | 2" | 40 | 6 | 2.6875 | 2.1875 | 1.375 |
| 1037 | 23031 | 2-1/2" | 20 | 7 | 3.3125 | 2.875 | 2.00 |
| 1038 | 23032 | 3" | 40 | 18 | 3.9375 | 3.00 | 2.1875 |
| 1039 | 23033 | 3-1/2" | 30 | 18 | 4.50 | 3.1875 | 2.5625 |
| 1040 | 23034 | 4" | 20 | 15 | 5.00 | 3.4375 | 2.5625 |
| 1040A | 23035 | 5" | 10 | 14 | 6.25 | 4.75 | 3.00 |
| 1040B | 23036 | 6" | 8 | 10 | 7.3125 | 4.9375 | 2.6875 |

Poly Plugs



Features

- High tensile and impact strength
- Creates tight seal

Applications

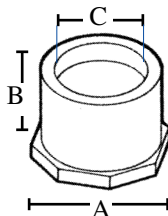
- Use threaded male end to close end of fitting; allows flexibility for future expansion or configuration changes

Standard Material

- PVC

| Catalog Number | UPC | Size | Ship Case | Weight/Case |
|----------------|-------|------|-----------|-------------|
| 1206 | 23142 | 2" | 70 | 6 |
| 1207 | 23143 | 3" | 70 | 10 |
| 1208 | 23144 | 4" | 90 | 20 |
| 1208A | 23145 | 5" | 45 | 15 |
| 1208B | 23146 | 6" | 30 | 10 |

Reducers



Features

- Male and female elements of the bushing are solvent weld
- Flush style; suitable for underground use

Applications

- A bushing designed to fit into a bell end or female fitting to reduce from one diameter to the next smaller conduit diameter

Standard Material

- PVC

| Catalog Number | UPC | Size | Ship Case | Weight/ Case | A | B | C |
|----------------|-------|-----------------|-----------|--------------|-------|------|-------|
| 1132 | 23081 | 3/4" x 1/2" | 100 | 2 | 1.050 | 1.00 | .852 |
| 1133 | 23082 | 1" x 3/4" | 100 | 4 | 1.315 | 1.18 | 1.064 |
| 1134 | 23083 | 1-1/4" x 1" | 50 | 4 | 1.660 | 1.42 | 1.330 |
| 1135 | 23084 | 1-1/2" x 1-1/4" | 50 | 4 | 1.900 | 1.37 | 1.677 |
| 1136 | 23085 | 2" x 1-1/2" | 25 | 5 | 2.375 | 1.60 | 1.918 |
| 1137 | 23086 | 2-1/2" x 2" | 25 | 7 | 2.875 | 1.90 | 2.393 |
| 1138 | 23087 | 3" x 2-1/2" | 25 | 10 | 3.50 | 2.25 | 2.890 |
| 1139 | 23088 | 4" x 3" | 20 | 11 | 4.50 | 2.60 | 3.515 |
| 1140 | 23089 | 4" x 3-1/2" | 20 | 9 | 4.50 | 2.60 | 4.015 |

Box Adapters



Features

- Easy installation – the cylinder end protrudes through a hole in the box wall and is solvent welded to a female fitting on the exterior of a box or enclosure

Applications

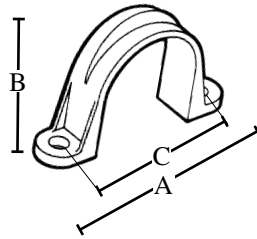
- Adapter can be used with the hub inside a box or enclosure

Standard Material

- PVC

| Catalog Number | UPC | Size | Ship Case | Weight/ Case |
|----------------|-------|--------|-----------|--------------|
| 1211 | 23025 | 1/2" | 100 | 2 |
| 1212 | 23026 | 3/4" | 100 | 2 |
| 1213 | 23027 | 1" | 100 | 4 |
| 1214 | 23028 | 1-1/4" | 50 | 3 |
| 1215 | 23029 | 1-1/2" | 50 | 3 |
| 1216 | 23030 | 2" | 25 | 3 |
| 1217 | 23403 | 2-1/2" | 10 | 2 |
| 1218 | 23032 | 3" | 10 | 3 |
| 1219 | 23033 | 3-1/2" | 10 | 4 |
| 1220 | 23034 | 4" | 10 | 4 |

Two Hole Pipe Straps



Features

- Two hole construction enables greater load bearing capacity
- Holes in the feet of the strap for mounting with screws or nails

Applications



- A U-shaped conduit support device used to anchor conduit to interior or exterior surfaces
- Designed to handle the extra thickness of PVC conduit systems

Standard Material

- PVC

| Catalog Number | UPC | Size | Ship Case | Weight/Case | A | B | C |
|----------------|-------|--------|-----------|-------------|--------|--------|--------|
| 1061 | 23063 | 1/2" | 300 | 2 | 2.1875 | 1.00 | 1.6875 |
| 1062 | 23064 | 3/4" | 200 | 2 | 2.50 | 1.25 | 2.00 |
| 1063 | 23065 | 1" | 200 | 2 | 2.8125 | 1.50 | 2.00 |
| 1064 | 23066 | 1-1/4" | 200 | 3 | 3.125 | 1.8125 | 2.50 |
| 1065 | 23067 | 1-1/2" | 200 | 4 | 3.375 | 2.125 | 2.6875 |
| 1066 | 23068 | 2" | 200 | 6 | 4.00 | 2.5625 | 3.3125 |
| 1067 | 23069 | 2-1/2" | 100 | 7 | 5.50 | 3.00 | 4.5625 |
| 1068 | 23406 | 3" | 100 | 8 | 6.00 | 3.5625 | 5.125 |
| 1070 | 23071 | 4" | 100 | 9 | 7.00 | 4.625 | 6.00 |

PVC Offsets



Features

- High tensile and impact strength
- Non-conductive; will not rust or corrode

Applications

- Plain end section of conduit enables directional changes around obstacles and compensates for centerline differences in two conduit runs

Standard Material

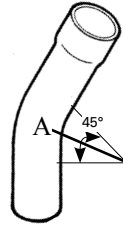
- PVC

| Catalog Number | UPC | Size | Ship Case | Weight/Case | A | B | C |
|----------------|-------|------|-----------|-------------|-------|------|--------|
| 1101 | 23118 | 1/2" | 25 | 3 | 6.375 | .625 | .875 |
| 1102 | 23119 | 3/4" | 25 | 3 | 6.375 | .75 | 1.0625 |

Special radius sizes available by request

45° Bell End Elbows

Schedule 40 PVC



| Catalog Number | UPC | Size | Ship Case | Weight/Case | A Min. Radius |
|----------------|-------|--------|-----------|-------------|---------------|
| 1251 | 23176 | 1/2" | 50 | 5 | 4.00 |
| 1252 | 23177 | 3/4" | 25 | 4 | 4.50 |
| 1253 | 23178 | 1" | 25 | 7 | 5.75 |
| 1254 | 23179 | 1-1/4" | 25 | 9 | 7.25 |
| 1255 | 23375 | 1-1/2" | 20 | 11 | 8.25 |
| 1256 | 23181 | 2" | 10 | 8 | 9.50 |
| 1257 | 23182 | 2-1/2" | 20 | 30 | 10.50 |
| 1258 | 23183 | 3" | 8 | 20 | 13.00 |
| 1259 | 23184 | 3-1/2" | 5 | 15 | 15.00 |
| 1260 | 23185 | 4" | 20 | 87 | 16.00 |
| 1260A | 23186 | 5" | 1 | 5 | 24.00 |
| 1260B | 23187 | 6" | 1 | 7 | 30.00 |

Features

- A section of Schedule 40 PVC conduit which has been heated and bent to enable a 45° directional change in a conduit run
- A standard conduit bell is formed on one end while the other end is a spigot (plain) end
- Both ends are solvent weld

Applications

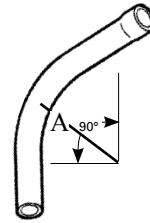
- Can be used above ground or buried; suitable for use in concrete encasement

Standard Material

- Schedule 40 PVC

90° Bell End Elbows

Schedule 40 PVC



| Catalog Number | UPC | Size | Ship Case | Weight/Case | A Min. Radius |
|----------------|-------|--------|-----------|-------------|---------------|
| 1241 | 23164 | 1/2" | 50 | 7 | 4.00 |
| 1242 | 23165 | 3/4" | 35 | 8 | 4.50 |
| 1243 | 23166 | 1" | 20 | 8 | 5.75 |
| 1244 | 23167 | 1-1/4" | 30 | 20 | 7.25 |
| 1245 | 23168 | 1-1/2" | 30 | 25 | 8.25 |
| 1246 | 23169 | 2" | 15 | 27 | 9.50 |
| 1247 | 23174 | 2-1/2" | 18 | 41 | 10.50 |
| 1248 | 23171 | 3" | 14 | 56 | 13.00 |
| 1249 | 23172 | 3-1/2" | 12 | 64 | 15.00 |
| 1250 | 23173 | 4" | 10 | 70 | 16.00 |
| 1250A | 23174 | 5" | 1 | 8 | 24.00 |
| 1250B | 23175 | 6" | 1 | 9 | 30.00 |

Features

- A section of Schedule 40 PVC conduit which has been heated and bent to enable a 90° directional change in a conduit run
- A standard conduit bell is formed on one end while the other end is a spigot (plain) end
- Both ends are solvent weld

Applications

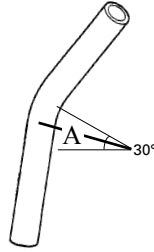
- Can be used above ground or buried; suitable for use in concrete encasement

Standard Material

- Schedule 40 PVC

30° Plain End Elbows

Schedule 40 PVC



| Catalog Number | UPC | Size | Ship Case | Weight/ Case | A Min. Radius |
|----------------|-------|--------|-----------|--------------|---------------|
| 1261 | 23188 | 1/2" | 50 | 6 | 4.00 |
| 1262 | 23189 | 3/4" | 25 | 3 | 4.50 |
| 1263 | 23376 | 1" | 20 | 4 | 5.75 |
| 1264 | 23191 | 1-1/4" | 25 | 7 | 7.25 |
| 1265 | 23192 | 1-1/2" | 20 | 9 | 8.25 |
| 1266 | 23193 | 2" | 10 | 6 | 9.50 |
| 1267 | 23194 | 2-1/2" | 20 | 24 | 10.50 |
| 1268 | 23195 | 3" | 8 | 15 | 13.00 |
| 1269 | 23196 | 3-1/2" | 5 | 26 | 15.00 |
| 1270 | 23197 | 4" | 20 | 76 | 16.00 |
| 1270A | 23198 | 5" | 30 | 131 | 24.00 |
| 1270B | 23199 | 6" | 25 | 92 | 30.00 |

Features

- A section of Schedule 40 PVC conduit which has been heated and bent to enable a 30° directional change in a conduit run
- Both ends of the bend are spigot (plain) end
- Both ends are solvent weld

Applications

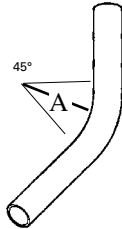
- Can be used above ground or buried; suitable for use in concrete encasement

Standard Material

- Schedule 40 PVC

45° Plain End Elbows

Schedule 40 PVC



| Catalog Number | UPC | Size | Ship Case | Weight/ Case | A Min. Radius |
|----------------|-------|--------|-----------|--------------|---------------|
| 1051 | 23051 | 1/2" | 50 | 5 | 4.00 |
| 1052 | 23052 | 3/4" | 25 | 4 | 4.50 |
| 1053 | 23053 | 1" | 20 | 5 | 5.75 |
| 1054 | 23054 | 1-1/4" | 25 | 10 | 7.25 |
| 1055 | 23055 | 1-1/2" | 20 | 11 | 8.25 |
| 1056 | 23056 | 2" | 10 | 8 | 9.50 |
| 1057 | 23057 | 2-1/2" | 20 | 30 | 10.50 |
| 1058 | 23058 | 3" | 8 | 19 | 13.00 |
| 1059 | 23059 | 3-1/2" | 5 | 16 | 15.00 |
| 1060 | 23405 | 4" | 20 | 86 | 16.00 |
| 1060A | 23061 | 5" | 1 | 7 | 24.00 |
| 1060B | 23062 | 6" | 1 | 10 | 30.00 |

Features

- Both ends of the bend are spigot (plain) end
- Both ends are solvent weld

Applications

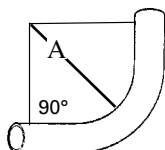
- Can be used above ground or buried; suitable for use in concrete encasement

Standard Material

- Schedule 40 PVC

90° Plain End Elbows

Schedule 40 PVC



Features

- Longer radius than "standard" UL elbows
- Both ends of the bend are spigot (plain) end
- Both ends are solvent weld

Applications

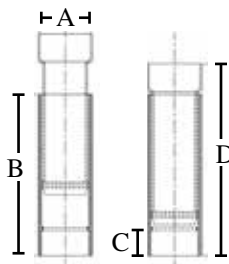
- Can be used above ground or buried; suitable for use in concrete encasement

Standard Material

- Schedule 40 PVC

| Catalog Number | UPC | Size | Ship Case | Weight/Case | A Min. Radius |
|----------------|-------|--------|-----------|-------------|---------------|
| 1041 | 23038 | 1/2" | 50 | 8 | 4.00 |
| 1042 | 23039 | 3/4" | 35 | 8 | 4.50 |
| 1043 | 23404 | 1" | 20 | 8 | 5.75 |
| 1044 | 23041 | 1-1/4" | 30 | 20 | 7.25 |
| 1045 | 23042 | 1-1/2" | 30 | 25 | 8.25 |
| 1046 | 23043 | 2" | 15 | 20 | 9.50 |
| 1047 | 23044 | 2-1/2" | 18 | 44 | 10.50 |
| 1048 | 23045 | 3" | 14 | 52 | 13.00 |
| 1049 | 23046 | 3-1/2" | 12 | 60 | 15.00 |
| 1050 | 23047 | 4" | 10 | 68 | 16.00 |
| 1050A | 23048 | 5" | 30 | 376 | 24.00 |
| 1050B | 23049 | 6" | 25 | 469 | 30.00 |

Two Piece Expansion Couplings



Features

- Meets NEMA TC 3 Requirements
- Seal is watertight

Applications

- For use with Schedule 40 & Schedule 80 PVC conduit
- Compensates for temperature related length changes in exposed applications

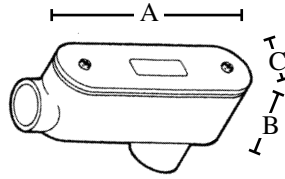
Standard Material

- PVC

| Catalog Number | UPC | Size | Ship Case | Weight/Case | A | B | C | D |
|----------------|-------|--------|-----------|-------------|--------|------------|--------|-------------|
| 1071 | 23152 | 1/2" | 25 | 9 | .875 | 7.0 | .6875 | 8.125 |
| 1072 | 23153 | 3/4" | 10 | 4 | 1.0625 | 7.0 | .875 | 8.125 |
| 1073 | 23154 | 1" | 10 | 5 | 1.3125 | 7.0625 | 1.0 | 8.375 |
| 1074 | 23155 | 1-1/4" | 5 | 4 | 1.6875 | 7.625 | 1.0 | 9.0 |
| 1075 | 23156 | 1-1/2" | 5 | 5 | 1.9375 | 7.5625 | 1.125 | 9.0 |
| 1076 | 23157 | 2" | 25 | 33 | 2.375 | 7.6875 | 1.1875 | 9.25 |
| 1077 | 23158 | 2-1/2" | 12 | 43 | 2.875 | 1' | 1.875 | 1' & 2.9375 |
| 1078 | 23159 | 3" | 12 | 39 | 3.50 | 1' | 1.875 | 1' & 2.3125 |
| 1079 | 23373 | 3-1/2" | 9 | 49 | 4 | 1' & .375 | 2.0 | 1' & 2.875 |
| 1080 | 23161 | 4" | 6 | 29 | 4.50 | 1' & .3125 | 2.125 | 1' & 2.875 |

Conduit Bodies

LB Type



Features

- Lightweight; enables easy installation in small areas
- Rectangular shaped conduit body with a removable cover
- One entrance hub at the opposite end in the back (floor)

Applications

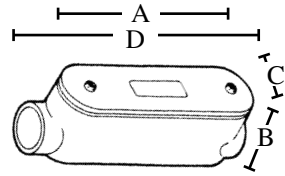
- Use for a change of direction of the conduit run with the back hub usually exiting through a wall

Standard Material

- PVC
- Screws - Zinc plated steel

| Catalog Number | UPC | Size | Ship Case | Weight/Case | A | B | C |
|----------------|-------|--------|-----------|-------------|-----------|--------|--------|
| 1141 | 23377 | 1/2" | 25 | 5 | 4.1875 | 1.4375 | 1.3125 |
| 1142 | 23201 | 3/4" | 15 | 4 | 4.9375 | 1.625 | 1.50 |
| 1143 | 23202 | 1" | 10 | 4 | 5.875 | 2.00 | 1.75 |
| 1144 | 23203 | 1-1/4" | 10 | 8 | 7.5625 | 2.375 | 2.50 |
| 1145 | 23204 | 1-1/2" | 10 | 9 | 8.5625 | 2.75 | 2.625 |
| 1146 | 23205 | 2" | 5 | 8 | 9.8125 | 3.375 | 3.125 |
| 1147 | 23206 | 2-1/2" | 5 | 24 | 1' 3" | 4.5625 | 4.625 |
| 1148 | 23207 | 3" | 5 | 25 | 1' 3.0625 | 4.5625 | 4.625 |
| 1149 | 23208 | 3-1/2" | 4 | 26 | 1' 4.1875 | 5.50 | 5.625 |
| 1150 | 23209 | 4" | 4 | 26 | 1' 4.1875 | 5.50 | 5.625 |

C Type



Features

- Rectangular shaped conduit body with a removable cover
- Conduit body contains two conduit hubs, one in each end wall

Applications

- Use as a connector in straight line installations that allow access for wire pulling and limited wire splices as approved by the National Electrical Code (NEC)

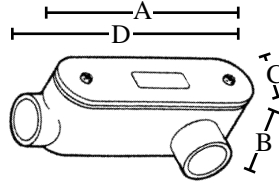
Standard Material

- PVC
- Screws - Zinc plated steel

| Catalog Number | UPC | Size | Ship Case | Weight/Case | A | B | C | D |
|----------------|-------|--------|-----------|-------------|----------|--------|--------|-----------|
| 1181 | 23384 | 1/2" | 25 | 5 | 4.00 | 1.50 | 1.3125 | 4.625 |
| 1182 | 23241 | 3/4" | 15 | 4 | 4.625 | 1.6875 | 1.50 | 5.375 |
| 1183 | 23242 | 1" | 10 | 4 | 5.375 | 2.00 | 1.75 | 6.5625 |
| 1184 | 23243 | 1-1/4" | 10 | 7 | 7.1875 | 2.50 | 2.50 | 8.1875 |
| 1185 | 23244 | 1-1/2" | 10 | 10 | 8.00 | 2.8125 | 2.625 | 9.25 |
| 1186 | 23245 | 2" | 5 | 8 | 9.50 | 3.375 | 3.125 | 10.375 |
| 1187 | 23246 | 2-1/2" | 5 | 22 | 1' .875 | 4.625 | 4.625 | 1' 7.00 |
| 1188 | 23247 | 3" | 5 | 26 | 1' .875 | 4.625 | 4.625 | 1' 7.00 |
| 1189 | 23248 | 3-1/2" | 4 | 15 | 1' 1.75 | 5.5625 | 5.5625 | 1' 8.375 |
| 1190 | 23249 | 4" | 4 | 30 | 1' 1.875 | 5.5625 | 5.5625 | 1' 8.1875 |

Conduit Bodies

LL Type



Features

- Rectangular shaped conduit body with a removable cover
- Conduit body contains two conduit hubs
- Facing the cover side with the end wall hub pointing up, the second hub is in the left side wall at the opposite end of the fitting

Applications

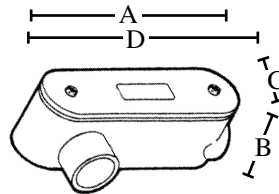
- Use for a 90° change of direction of the conduit run

Standard Material

- PVC
- Screws - Zinc plated steel

| Catalog Number | UPC | Size | Ship Case | Weight/ Case | A | B | C | D |
|----------------|-------|--------|-----------|--------------|-----------|--------|--------|----------|
| 1151 | 23381 | 1/2" | 25 | 5 | 4.25 | 1.4375 | 1.3125 | 4.00 |
| 1152 | 23211 | 3/4" | 15 | 4 | 4.9375 | 1.625 | 1.50 | 4.625 |
| 1153 | 23212 | 1" | 10 | 4 | 6.00 | 2.00 | 1.75 | 5.375 |
| 1154 | 23213 | 1-1/4" | 10 | 8 | 7.625 | 2.4375 | 2.4375 | 7.1875 |
| 1155 | 23214 | 1-1/2" | 10 | 10 | 8.5625 | 2.8125 | 2.625 | 8.00 |
| 1156 | 23215 | 2" | 5 | 8 | 9.875 | 3.4375 | 3.0625 | 9.50 |
| 1157 | 23216 | 2-1/2" | 5 | 25 | 1' 2.9375 | 4.625 | 4.625 | 1' .75 |
| 1158 | 23217 | 3" | 5 | 27 | 1' 3.00 | 4.625 | 4.625 | 1' .8125 |
| 1159 | 23218 | 3-1/2" | 4 | 30 | 1' 4.1875 | 5.50 | 5.625 | 1' .8125 |
| 1160 | 23219 | 4" | 4 | 29 | 1' 3.9375 | 5.50 | 5.625 | 1' .8125 |

LR Type



Features

- Rectangular shaped conduit body with a removable cover
- Conduit body contains two conduit hubs
- Facing the cover side with the end wall hub pointing up, the second hub is in the right side wall at the opposite end of the fitting

Applications

- Use for a 90° change of direction of the conduit run

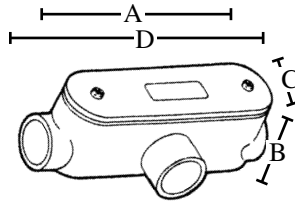
Standard Material

- Rigid PVC
- Screws - Zinc plated steel

| Catalog Number | UPC | Size | Ship Case | Weight/ Case | A | B | C | D |
|----------------|-------|--------|-----------|--------------|----------|--------|--------|-----------|
| 1161 | 23382 | 1/2" | 25 | 5 | 4.00 | 1.4375 | 1.3125 | 4.25 |
| 1162 | 23221 | 3/4" | 15 | 4 | 4.625 | 1.625 | 1.50 | 4.9375 |
| 1163 | 23222 | 1" | 10 | 4 | 5.375 | 2.00 | 1.75 | 6.00 |
| 1164 | 23223 | 1-1/4" | 10 | 8 | 7.1875 | 2.4375 | 2.4375 | 7.625 |
| 1165 | 23224 | 1-1/2" | 10 | 10 | 8.00 | 2.8125 | 2.625 | 8.5625 |
| 1166 | 23225 | 2" | 5 | 8 | 9.50 | 3.4375 | 3.0625 | 9.875 |
| 1167 | 23226 | 2-1/2" | 5 | 25 | 1' .75 | 4.625 | 4.625 | 1' 2.9375 |
| 1168 | 23227 | 3" | 5 | 27 | 1' .8125 | 4.625 | 4.625 | 1' 3.00 |
| 1169 | 23228 | 3-1/2" | 4 | 29 | 1' .8125 | 5.50 | 5.625 | 1' 3.9375 |
| 1170 | 23229 | 4" | 4 | 30 | 1' .8125 | 5.50 | 5.625 | 1' 4.1875 |

Conduit Bodies

T Type



Features

- Rectangular shaped conduit body with a removable cover
- Conduit body contains three conduit hubs, one in each end wall and one at 90° in the middle of the side wall

Applications

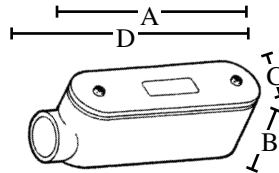
- Allows 3-way inline access in conduit systems

Standard Material

- PVC
- Screws - Zinc plated steel

| Catalog Number | UPC | Size | Ship Case | Weight/Case | A | B | C | D |
|----------------|-------|--------|-----------|-------------|----------|--------|--------|-----------|
| 1171 | 23383 | 1/2" | 25 | 5 | 4.00 | 1.50 | 1.3125 | 4.625 |
| 1172 | 23231 | 3/4" | 15 | 4 | 4.625 | 1.6875 | 1.50 | 5.375 |
| 1173 | 23232 | 1" | 10 | 4 | 5.375 | 2.00 | 1.75 | 6.5625 |
| 1174 | 23233 | 1-1/4" | 10 | 8 | 7.1875 | 2.50 | 2.50 | 8.1875 |
| 1175 | 23234 | 1-1/2" | 10 | 10 | 8.00 | 2.8125 | 2.625 | 9.25 |
| 1176 | 23235 | 2" | 5 | 8 | 9.50 | 3.375 | 3.125 | 10.375 |
| 1177 | 23236 | 2-1/2" | 2 | 12 | 1' .875 | 4.625 | 4.625 | 1' 7.00 |
| 1178 | 23237 | 3" | 2 | 7 | 1' .875 | 4.625 | 4.625 | 1' 7.00 |
| 1179 | 23238 | 3-1/2" | 1 | 9 | 1' 1.75 | 5.5625 | 5.5625 | 1' 8.375 |
| 1180 | 23239 | 4" | 1 | 9 | 1' 1.875 | 5.5625 | 5.5625 | 1' 8.1875 |

E Type



Features

- Rectangular shaped conduit body with a removable cover and one hub
- Conduit body contains one conduit hub for solvent cementing

Applications

- Stackable to most oblong bodies without cutting into existing system
- Use as a terminator body at the end of a conduit run

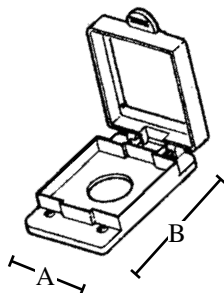
Standard Material

- PVC
- Screws - Zinc plated steel

| Catalog Number | UPC | Size | Ship Case | Weight/Case | A | B | C | D |
|----------------|-------|--------|-----------|-------------|----------|--------|--------|-----------|
| 1191 | 23385 | 1/2" | 25 | 5 | 4.00 | 1.4375 | 1.3125 | 4.25 |
| 1192 | 23251 | 3/4" | 15 | 4 | 4.625 | 1.625 | 1.50 | 4.9375 |
| 1193 | 23252 | 1" | 10 | 4 | 5.375 | 2.00 | 1.75 | 6.00 |
| 1194 | 23253 | 1-1/4" | 10 | 8 | 7.1875 | 2.4375 | 2.4375 | 7.625 |
| 1195 | 23254 | 1-1/2" | 10 | 9 | 8.00 | 2.8125 | 2.625 | 8.5625 |
| 1196 | 23255 | 2" | 5 | 8 | 9.50 | 3.4375 | 3.0625 | 9.875 |
| 1197 | 23256 | 2-1/2" | 5 | 20 | 1' .75 | 4.625 | 4.625 | 1' 2.9375 |
| 1198 | 23257 | 3" | 5 | 22 | 1' .8125 | 4.625 | 4.625 | 1' 3.00 |
| 1199 | 23258 | 3-1/2" | 4 | 21 | 1' .8125 | 5.50 | 5.625 | 1' 4.1875 |
| 1199A | 23259 | 4" | 4 | 27 | 1' .8125 | 5.50 | 5.625 | 1' 3.9375 |

Receptacle Cover

Single



Features

- Spring loaded lid; weather seal gasket
- Weatherproof cover when closed
- Cover must be matched to the capacity size of the receptacle

Applications

- Fits a single receptacle; prevents damage from water and other elements

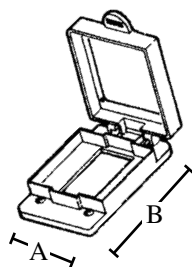
Standard Material

- PVC

| Catalog Number | UPC | Size | Hole Diameter | Ship Case | Weight/Case | A | B |
|----------------|-------|--------|---------------|-----------|-------------|--------|--------|
| 1317 | 23316 | 15 AMP | 1.375 | 10 | 3 | 2.8125 | 4.5625 |
| 1318 | 23317 | 20 AMP | 1.625 | 10 | 3 | 2.8125 | 4.5625 |
| 1319 | 23318 | 30 AMP | 1.722 | 10 | 3 | 2.8125 | 4.5625 |
| 1320 | 23319 | 50 AMP | 2.187 | 10 | 3 | 2.8125 | 4.5625 |

GFI Receptacle Cover

Single



Features

- Spring loaded lid; weather seal gasket
- Weatherproof cover when closed
- Cover must be matched to the capacity size of the receptacle

Applications

- Fits a single gang FS type box and covers a standard ground fault interrupter receptacle

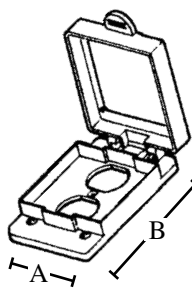
Standard Material

- PVC

| Catalog Number | UPC | Ship Case | Weight/Case | A | B |
|----------------|-------|-----------|-------------|--------|--------|
| 1321 | 23320 | 10 | 3 | 2.8125 | 4.5625 |

Duplex Receptacle Cover

Single



Features

- Spring loaded lid; weather seal gasket
- Weatherproof cover when closed
- Cover must be matched to the capacity size of the receptacle

Applications

- Fits a single gang FS type box and covers a standard ground fault interrupter receptacle

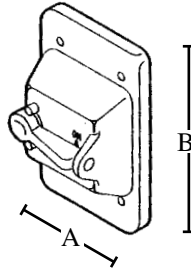
Standard Material

- PVC

| Catalog Number | UPC | Ship Case | Weight/Case | A | B |
|----------------|-------|-----------|-------------|--------|--------|
| 1323 | 23322 | 10 | 3 | 2.8125 | 4.5625 |

Toggle Switch Cover

Single



Features

- Weatherproof cover fits a single gang FS type box

Applications

- Toggle arm operates a standard 115 volt single or double pole switch which is completely enclosed

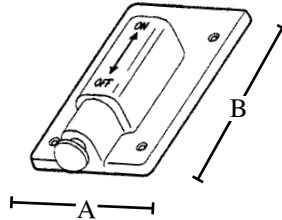
Standard Material

- PVC

| Catalog Number | UPC | Ship Case | Weight/Case | A | B |
|----------------|-------|-----------|-------------|--------|--------|
| 1316 | 23315 | 10 | 2 | 2.8125 | 4.5625 |

Plunger Switch Cover

Single



Features

- Weatherproof cover fits a single gang FS type box

Applications

- Plunger operates a standard single or double pole 115 volt switch which is completely enclosed

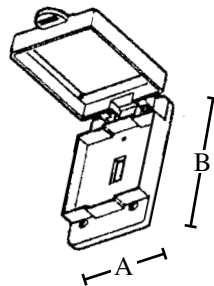
Standard Material

- PVC

| Catalog Number | UPC | Ship Case | Weight/Case | A | B |
|----------------|-------|-----------|-------------|--------|--------|
| 1326 | 23325 | 10 | 3 | 2.8125 | 4.5625 |

Switch Cover

Single



Features

- Weatherproof cover when closed

Applications

- Fits a single gang FS type box and covers a single or double pole standard 115 volt switch

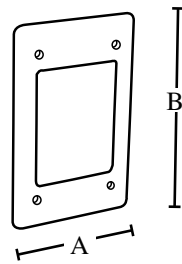
Standard Material

- PVC

| Catalog Number | UPC | Ship Case | Weight/Case | A | B |
|----------------|-------|-----------|-------------|--------|--------|
| 1315 | 23314 | 10 | 3 | 2.8125 | 4.5625 |

Blank Cover

Single



| Catalog Number | UPC | Ship Case | Weight/Case | A | B |
|----------------|-------|-----------|-------------|-------|--------|
| 1313 | 23393 | 50 | 6 | 2.875 | 4.5625 |

Features

- Companion to Topaz single PVC boxes
- Rust proof; corrosion resistant

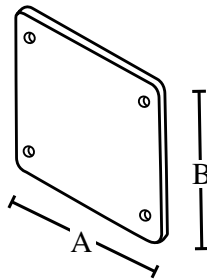
Applications

- For use with a single gang FS type box

Standard Material

- PVC

Double



| Catalog Number | UPC | Ship Case | Weight/Case | A | B |
|----------------|-------|-----------|-------------|--------|--------|
| 1314 | 23313 | 25 | 5 | 4.5625 | 4.5625 |

Features

- Companion to Topaz double PVC boxes
- Rust proof; corrosion resistant

Applications

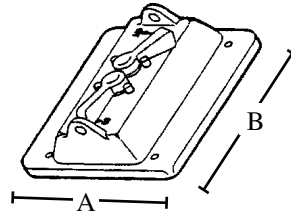
- For use with a double gang FS type box

Standard Material

- PVC

Double Toggle Switch Cover

Double



Features

- Weatherproof when closed
- Easy to access toggle arms operate the enclosed switches

Applications

- Fits double gang FB box that encloses 2 single or double pole 115 volt standard switches

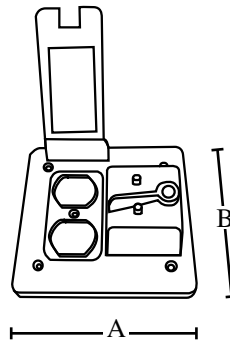
Standard Material

- PVC

| Catalog Number | UPC | Ship Case | Weight/Case | A | B |
|----------------|-------|-----------|-------------|--------|--------|
| 1324 | 23323 | 10 | 3 | 4.5625 | 4.5625 |

Duplex & Toggle Switch Cover

Double



Features

- Spring loaded lid; weather seal gasket
- Weatherproof cover when closed
- Cover must be matched to the capacity size of the receptacle

Applications

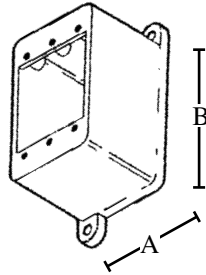
- Fits a double gang FS type box and covers a standard ground fault interrupter receptacle
- Covers 1 single or double pole 115 volt switch & 1 standard 115 volt duplex receptacle

Standard Material

- PVC

| Catalog Number | UPC | Ship Case | Weight/Case | A | B |
|----------------|-------|-----------|-------------|--------|--------|
| 1325 | 23324 | 10 | 3 | 4.5625 | 4.5625 |

FD Type Box Blank - Single



| Catalog Number | UPC | Ship Case | Weight/Case | A | B |
|----------------|-------|-----------|-------------|-------|--------|
| 1281 | 23391 | 10 | 4 | 2.875 | 4.5625 |

Features

- Mounting feet enable easy installation
- Accommodates standard covers and accessories

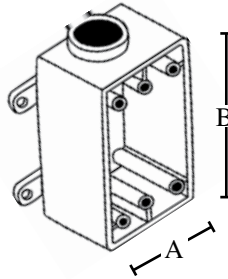
Applications

- Commonly used for telecommunications applications
- Use for terminations where hub requirements vary

Standard Material

- PVC

FSE Type Boxes Single



| Catalog Number | UPC | Size | Ship Case | Weight/Case | A | B |
|----------------|-------|------|-----------|-------------|-------|--------|
| 1282 | 23281 | 1/2" | 10 | 5 | 2.875 | 4.5625 |
| 1283 | 23282 | 3/4" | 10 | 5 | 2.875 | 4.5625 |
| 1284 | 23283 | 1" | 10 | 4 | 2.875 | 4.5625 |

Features

- Mounting feet enable easy installation
- Accommodates standard covers and accessories
- Surface mounted electrical box which has only one conduit entrance hub with no outlet hub

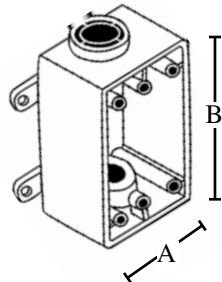
Applications

- Use for dead end terminations

Standard Material

- PVC

FSC Type Boxes Single



| Catalog Number | UPC | Size | Ship Case | Weight/Case | A | B |
|----------------|-------|------|-----------|-------------|-------|--------|
| 1288 | 23287 | 1/2" | 10 | 5 | 2.875 | 4.5625 |
| 1289 | 23288 | 3/4" | 10 | 5 | 2.875 | 4.5625 |
| 1290 | 23289 | 1" | 10 | 5 | 2.875 | 4.5625 |

Features

- Mounting feet enable easy installation
- Accommodates standard covers and accessories
- Surface mounted electrical box which has one conduit entrance hub in each of the two short walls of the box

Applications

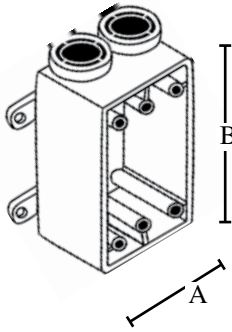
- Use for straight line conduit runs, splices and through terminations
- Uses single gang electrical device cover

Standard Material

- PVC

FSS Type Boxes

Single



Features

- Mounting feet enable easy installation
- Accommodates standard covers and accessories
- Surface mounted electrical box which has two conduit entrance hubs on one short wall of the box only

Applications

- Use for straight line conduit runs, splices and for multiple dead end circuit terminations
- Ideal when additional support is required for stub ups
- Uses single gang electrical device cover

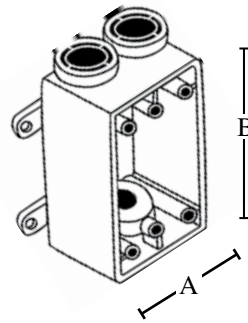
Standard Material

- PVC

| Catalog Number | UPC | Size | Ship Case | Weight/Case | A | B |
|----------------|-------|-------------|-----------|-------------|-------|--------|
| 1294 | 23293 | 1/2" | 10 | 5 | 2.875 | 4.5625 |
| 1295 | 23294 | 3/4" | 10 | 5 | 2.875 | 4.5625 |
| 1296 | 23295 | 1" | 10 | 4 | 2.875 | 4.5625 |

FSCC Type Boxes

Single



Features

- Mounting feet enable easy installation
- Accommodates standard covers and accessories
- Surface mounted electrical box that has two conduit entrance hubs in one wall of the box and one hub in the opposite wall

Applications

- Use for straight line conduit runs, splices and multiple through terminations
- Ideal when additional support is required for stub ups
- Uses single gang electrical device cover

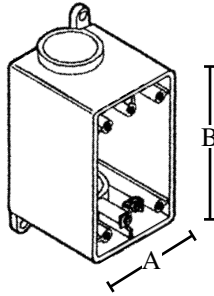
Standard Material

- PVC

| Catalog Number | UPC | Size | Ship Case | Weight/Case | A | B |
|----------------|-------|-------------|-----------|-------------|-------|--------|
| 1301 | 23299 | 1/2" | 10 | 5 | 2.875 | 4.5625 |
| 1302 | 23300 | 3/4" | 10 | 5 | 2.875 | 4.5625 |
| 1303 | 23301 | 1" | 10 | 4 | 2.875 | 4.5625 |

FDC Type Boxes

Single



| Catalog Number | UPC | Size | Ship Case | Weight/Case | A | B |
|----------------|-------|------|-----------|-------------|-------|--------|
| 1307 | 23306 | 1/2" | 10 | 6 | 2.875 | 4.5625 |
| 1308 | 23307 | 3/4" | 10 | 6 | 2.875 | 4.5625 |
| 1309 | 23308 | 1" | 10 | 5 | 2.875 | 4.5625 |

Features

- Surface mounted electrical box with grounding lug has one conduit entrance hub in each of the two short walls of the box

Applications

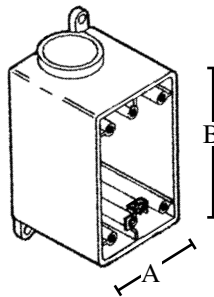
- Use for straight line conduit runs and splices
- Uses single gang electrical device cover

Standard Material

- PVC

FDS Type Boxes

Single



| Catalog Number | UPC | Size | Ship Case | Weight/Case | A | B |
|----------------|-------|------|-----------|-------------|-------|--------|
| 1310 | 23309 | 1/2" | 10 | 4 | 2.875 | 4.5625 |
| 1311 | 23310 | 3/4" | 10 | 6 | 2.875 | 4.5625 |
| 1312 | 23311 | 1" | 10 | 5 | 2.875 | 4.5625 |

Features

- Surface mounted electrical box with grounding lug has one conduit hub on short wall side

Applications

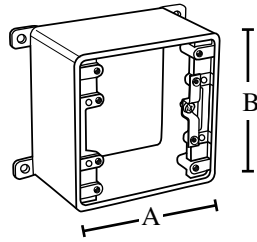
- Use for straight line conduit runs and splices
- Uses single gang electrical device cover

Standard Material

- PVC

FD Type Box

Blank - Double



Features

- Mounting feet enable easy installation
- Accommodates standard covers and accessories

Applications

- Commonly used for telecommunications applications
- Use for terminations where hub requirements vary

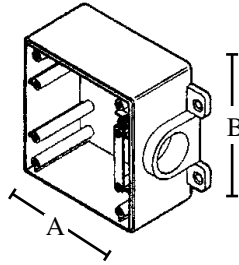
Standard Material

- PVC

| Catalog Number | UPC | Ship Case | Weight/Case | A | B |
|----------------|-------|-----------|-------------|--------|--------|
| 1280 | 23279 | 10 | 8 | 4.5625 | 4.5625 |

FSE Type Boxes

Double



Features

- Mounting feet enable easy installation
- Accommodates standard covers and accessories
- Surface mounted electrical box which has only one conduit entrance hub with no outlet hub

Applications

- Use for dead end terminations
- Uses double gang device covers covers

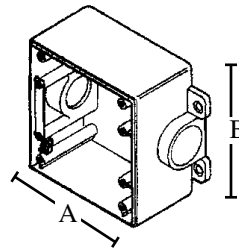
Standard Material

- PVC

| Catalog Number | UPC | Size | Ship Case | Weight/Case | A | B |
|----------------|-------|------|-----------|-------------|--------|--------|
| 1285 | 23284 | 1/2" | 5 | 3 | 4.5625 | 4.5625 |
| 1286 | 23285 | 3/4" | 5 | 3 | 4.5625 | 4.5625 |
| 1287 | 23286 | 1" | 5 | 3 | 4.5625 | 4.5625 |

FSC Type Boxes

Double



Features

- Mounting feet enable easy installation
- Accommodates standard covers and accessories
- Surface mounted electrical box which has one conduit entrance hub in each of the two opposite walls of the box

Applications

- Use for straight line conduit runs, splices and through terminations
- Uses double gang electrical device cover

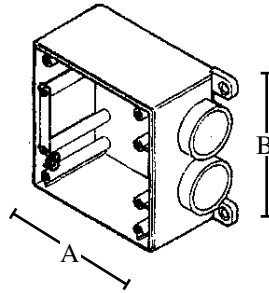
Standard Material

- PVC

| Catalog Number | UPC | Size | Ship Case | Weight/Case | A | B |
|----------------|-------|------|-----------|-------------|--------|--------|
| 1291 | 23392 | 1/2" | 5 | 4 | 4.5625 | 4.5625 |
| 1292 | 23291 | 3/4" | 5 | 4 | 4.5625 | 4.5625 |
| 1293 | 23292 | 1" | 5 | 3 | 4.5625 | 4.5625 |

FSS Type Boxes

Double



| Catalog Number | UPC | Size | Ship Case | Weight/Case | A | B |
|----------------|-------|------|-----------|-------------|--------|--------|
| 1297 | 23296 | 1/2" | 5 | 4 | 4.5625 | 4.5625 |
| 1298 | 23297 | 3/4" | 5 | 3 | 4.5625 | 4.5625 |
| 1299 | 23298 | 1" | 5 | 3 | 4.5625 | 4.5625 |

Features

- Detachable mounting feet enable easy installation
- Accommodates standard covers and accessories
- Surface mounted electrical box which has two conduit entrance hubs on one wall of the box only

Applications

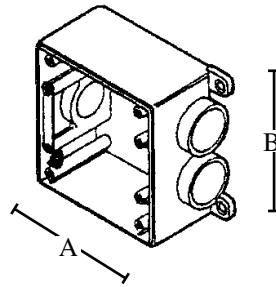
- Use for straight line conduit runs, splices and for multiple dead end circuit terminations
- Ideal when additional support is required for stub ups
- Uses double gang electrical device cover

Standard Material

- PVC

FSCC Type Boxes

Double



| Catalog Number | UPC | Size | Ship Case | Weight/Case | A | B |
|----------------|-------|------|-----------|-------------|--------|--------|
| 1304 | 23302 | 1/2" | 5 | 4 | 4.5625 | 4.5625 |
| 1305 | 23303 | 3/4" | 5 | 4 | 4.5625 | 4.5625 |
| 1306 | 23304 | 1" | 5 | 3 | 4.5625 | 4.5625 |

Features

- Mounting feet enable easy installation
- Accommodates standard covers and accessories
- Surface mounted electrical box that has two conduit entrance hubs in one wall of the box and one hub in the opposite wall

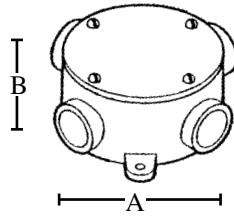
Applications

- Use for straight line conduit runs, splices and multiple through terminations
- Ideal when additional support is required for stub ups
- Uses double gang electrical device cover

Standard Material

- PVC

Round Junction Box



Features

- NEMA 4/4x rated
- A 4" round enclosure with four entrance hubs which can be surface mounted to a wall or ceiling

Applications

- Use to terminate a conduit run or join two to four conduits at a common point; allows space for wire splices
- Four screws secure a blank cover and gasket to the box

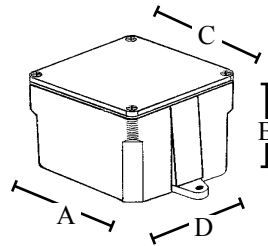
Standard Material

- PVC
- Screws - Zinc plated steel

| Catalog Number | UPC | Size | Ship Case | Weight/Case | A | B |
|----------------|-------|-------------|-----------|-------------|--------|-------|
| 1239 | 23275 | 1/2" & 3/4" | 15 | 10 | 4.0625 | 1.875 |

Junction Boxes

NEMA 3 Rated



E364012

Features

- NEMA 3 rated
- A surface mounted enclosure without entrance hubs which allows multiple conduits to be connected and wire splices made within

Applications

- Appropriate round hole for conduit entrance must be cut
- Male adapters or box adapters may be used to secure conduit to the box
- May be concrete encased or buried (not warranted or listed to be watertight for all circumstances)

Standard Material

- PVC
- Screws - Zinc plated steel

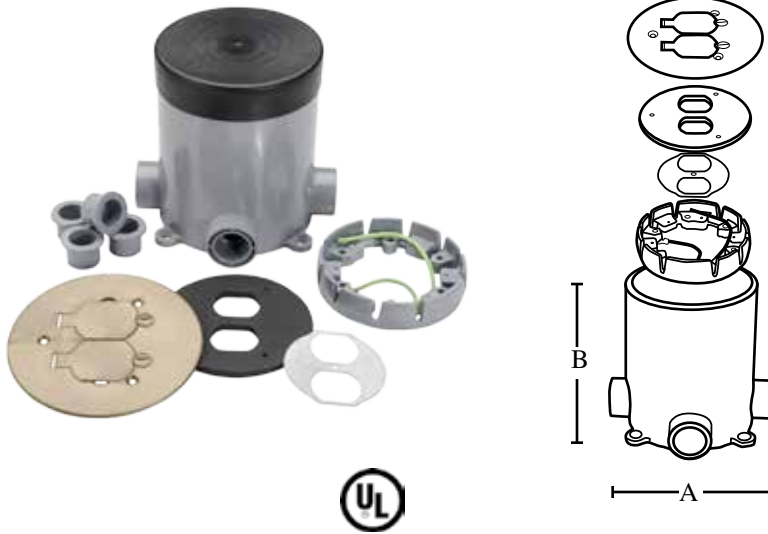
| Catalog Number | UPC | Inside Dimension | Ship Case | Weight/Case | A | B | C | D |
|----------------|-------|------------------|-----------|-------------|--------|--------|-----------------|--------|
| 1221 | 23387 | 4" x 4" x 2" | 10 | 7 | 4.375 | 2.375 | 4.375 | 4.375 |
| 1222 | 23261 | 4" x 4" x 4" | 10 | 11 | 4.25 | 4.375 | 4.25 | 4.25 |
| 1223 | 23262 | 4" x 4" x 6" | 10 | 15 | 4.25 | 6.3125 | 4.25 | 4.25 |
| 1224 | 23263 | 5" x 5" x 2" | 10 | 9 | 5.25 | 2.3125 | 5.25 | 5.25 |
| 1225 | 23388 | 6" x 6" x 4" | 10 | 23 | 6.375 | 4.375 | 6.75 | 6.375 |
| 1226 | 23265 | 6" x 6" x 6" | 5 | 14 | 6.375 | 6.3125 | 6.6875 | 6.375 |
| 1227 | 23266 | 8" x 8" x 4" | 5 | 18 | 8.50 | 4.50 | 8.875 | 8.50 |
| 1228 | 23267 | 8" x 8" x 6" | 4 | 18 | 8.3125 | 6.4375 | 9.00 | 8.3125 |
| 1229 | 23268 | 8" x 8" x 7" | 4 | 21 | 8.75 | 7.75 | 9.00 | 8.75 |
| 1230 | 23269 | 12" x 12" x 4" | 2 | 14 | 12.50 | 4.4375 | 12.875 | 12.50 |
| 1231 | 23389 | 12" x 12" x 6" | 2 | 18 | 12.375 | 6.50 | 12.875 | 12.375 |
| 1232 | 23271 | 16" x 14" x 6" | 1 | 12 | 16.75 | 6.75 | 17.125 x 15.125 | 14.75 |
| 1233* | 23272 | 24" x 18" x 8" | 1 | 23 | 24.125 | 8.25 | 24.25 x 18.75 | 18.25 |
| 1234† | 23273 | 24" x 24" x 8" | 1 | 36 | 24.25 | 8.25 | 24.1875 | 24.25 |
| 1235† | 23274 | 36" x 24" x 8" | 1 | 34 | 24.25 | 8.25 | 24.25 x 36.25 | 36.25 |

* UL listed with only a Type 1 NEMA rating

† Not UL listed

Duplex Boxes & Cover

Single



Features

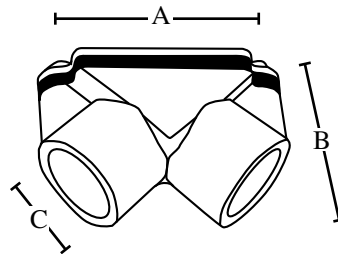
- Round , non-metallic PVC drop in box
- Bronze colored cover
- Includes reducers; corrosion resistant hardware

Applications

- Combine power, data and communications in same box
- Easy trim out
- Accommodates concrete pours of different thickness

| Catalog Number | UPC | Ship Case | Weight/Case | A | B |
|---|-------|-----------|-------------|--------|------|
| 1236 | 23276 | 9 | 18 | 6.4375 | 6.00 |
| Floor base box (4)-3/4" hubs, (4)-3/4"-1/2" reducers, level ring & pour cover | | | | | |
| 1237 | 23277 | 9 | 17 | 6.4375 | 6.00 |
| Floor base box (2)-3/4" hubs, (2)-1" hubs (2)-3/4"-1/2" reducers, level ring & pour cover | | | | | |
| 1238 | 23278 | 10 | 3 | --- | --- |
| PVC-Duplex cover bronze | | | | | |

Pull Elbows



Features

- Meets NEMA TC 3 requirements

Applications

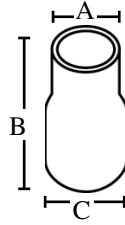
- Enables sharp 90° turns in conduit where wires must be continuously pulled around the turn
- Smooth, defect free interior ensures wires will not be damaged from abrasion
- Not used for wire splices

Standard Material

- PVC
- Gasket - Closed cell rubber
- Screws - Zinc plated steel

| Catalog Number | UPC | Size | Ship Case | Weight/Case | A | B | C |
|----------------|-------|-------------|-----------|-------------|-------|-------|--------|
| 1091 | 23114 | 1/2" | 75 | 7 | 2.125 | 1.50 | .875 |
| 1092 | 23115 | 3/4" | 50 | 6 | 2.50 | 1.625 | 1.0625 |

Swedged Reducer



Features

- Belled and spigot ends
- Durable, corrosion resistant construction

Applications

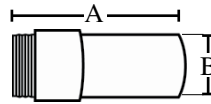
- Use to reduce diameter from one value to its next smaller conduit diameter
- Meets NEMA TC 3

Standard Material

- PVC

| Catalog Number | UPC | Size | Ship Case | Weight/Case | A | B | C |
|----------------|-------|-------------|-----------|-------------|-------|--------|-------|
| 1480 | 82522 | 2-1/2" x 2" | 20 | 20 | 2.375 | 6.625 | 2.890 |
| 1481 | 82523 | 3" x 2" | 25 | 15 | 2.375 | 7.125 | 3.515 |
| 1482 | 82524 | 3" x 2-1/2" | 25 | 23 | 2.875 | 7.50 | 3.515 |
| 1483 | 82525 | 4" x 3" | 15 | 17 | 3.500 | 7.375 | 4.515 |
| 1484 | 82526 | 5" x 4" | 8 | 20 | 4.500 | 11.625 | 5.593 |
| 1485 | 82527 | 6" x 5" | 4 | 13 | 5.563 | 11.50 | 6.658 |

Expansion Joint Meter Riser



Features

- Slip fit
- Spigot and male ends

Applications

- Expansion joint allow for temperature related expansions and contractions avoiding system damage

Standard Material

- PVC

| Catalog Number | UPC | Size | Ship Case | Weight/Case | A | B |
|----------------|-------|--------|-----------|-------------|---------|-------|
| 1486 | 50106 | 2" | 16 | 31 | 26.625 | 2.375 |
| 1487 | 50108 | 2-1/2" | 12 | 51 | 23.6875 | 3.375 |
| 1488 | 50109 | 3" | 12 | 46 | 24.00 | 4.00 |
| 1490 | 50110 | 4" | 10 | 60 | 25.00 | 5.125 |

Sealing Washer



Features

- High tensile and impact strength
- Industrial grade

Applications

- Use with terminal adapters for concrete tight connection

Standard Material

- PVC

| Catalog Number | UPC | Size | Ship Case | Weight/Case |
|----------------|-------|--------|-----------|-------------|
| 1371 | 23395 | 1/2" | 150 | 2 |
| 1372 | 23363 | 3/4" | 125 | 2 |
| 1373 | 23364 | 1" | 100 | 2 |
| 1374 | 23365 | 1-1/4" | 50 | 2 |
| 1375 | 23366 | 1-1/2" | 25 | 2 |
| 1376 | 23367 | 2" | 50 | 2 |

Intermediate Spacers



| Catalog Number | UPC | Pipe Size | Separation | Ship Case | Weight/Case |
|----------------|-------|-----------|------------|-----------|-------------|
| 1331 | 23326 | 4 | 1" | 200 | 46 |
| 1332 | 23327 | 2 | 1-1/2" | 500 | 50 |
| 1333 | 23328 | 3 | 1-1/2" | 250 | 35 |
| 1334 | 23329 | 4 | 1-1/2" | 180 | 49 |
| 1335 | 23330 | 5 | 1-1/2" | 140 | 35 |
| 1336 | 23331 | 6 | 1-1/2" | 100 | 28 |
| 1337 | 23332 | 2 | 2" | 325 | 36 |
| 1338 | 23333 | 3 | 2" | 225 | 35 |
| 1339 | 23334 | 4 | 2" | 160 | 37 |
| 1340 | 23335 | 5 | 2" | 100 | 36 |
| 1341 | 23336 | 6 | 2" | 100 | 31 |
| 1342 | 23337 | 2 | 3" | 275 | 39 |
| 1343 | 23338 | 3 | 3" | 160 | 30 |
| 1344 | 23339 | 4 | 3" | 125 | 33 |
| 1345 | 23340 | 5 | 3" | 90 | 28 |
| 1346 | 23341 | 6 | 3" | 75 | 26 |

Features

- Resistant to extreme temperature fluctuations
- Available in 16 sizes
- Snap lock design for fast field assembly
- Stays firmly in place during fill
- Heavy duty strut evenly distributes load

Applications

- Support duct arrays within trenching before encasement
- For use with Topaz Base Spacer

Standard Material

- High impact polymers

Base Spacers



| Catalog Number | UPC | Pipe Size | Separation | Ship Case | Weight/ Case |
|----------------|-------|-----------|------------|-----------|--------------|
| 1347 | 23342 | 4 | 1" | 250 | 50 |
| 1348 | 23343 | 2 | 1-1/2" | 450 | 65 |
| 1349 | 23344 | 3 | 1-1/2" | 250 | 48 |
| 1350 | 23345 | 4 | 1-1/2" | 180 | 47 |
| 1351 | 23346 | 5 | 1-1/2" | 140 | 43 |
| 1352 | 23347 | 6 | 1-1/2" | 100 | 33 |
| 1353 | 23348 | 2 | 2" | 325 | 48 |
| 1354 | 23349 | 3 | 2" | 225 | 44 |
| 1355 | 23350 | 4 | 2" | 180 | 47 |
| 1356 | 23351 | 5 | 2" | 100 | 32 |
| 1357 | 23352 | 6 | 2" | 100 | 34 |
| 1358 | 23353 | 2 | 3" | 300 | 48 |
| 1359 | 23354 | 3 | 3" | 190 | 41 |
| 1360 | 23355 | 4 | 3" | 150 | 43 |
| 1361 | 23356 | 5 | 3" | 90 | 30 |
| 1362 | 23357 | 6 | 3" | 90 | 32 |

All base spacers give a three inch separation between the bottom row of ducts and the trench floor- with the exception of the 4" x 1" spacer which provides a 1-1/4" separation.

Features

- Proven base plate design maintains consistent vertical separation between trench floor and first duct tier
- Two-piece interlock design eliminates banding
- Resistant to extreme temperature fluctuations
- Available in 16 sizes
- Snap lock design for fast field assembly
- Stays firmly in place during fill
- Heavy duty strut evenly distributes load

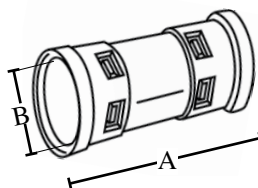
Applications

- Support duct arrays within trenching before encasement
- For use with Topaz Intermediate Spacers

Standard Material

- High impact polymers

ENT Couplings



| Catalog Number | UPC | Size | Ship Case | Weight/ Case | A | B |
|----------------|-------|--------|-----------|--------------|-------|-------|
| 1491 | 82528 | 1/2" | 200 | 6 | 1.400 | .860 |
| 1492 | 82529 | 3/4" | 200 | 9 | 2.035 | 1.060 |
| 1493 | 82530 | 1" | 100 | 6 | 2.350 | 1.330 |
| 1494 | 87187 | 1-1/4" | 30 | 4 | 2.93 | 1.69 |
| 1495 | 87188 | 1-1/2" | 30 | 3 | 2.495 | 1.93 |
| 1496 | 87189 | 2" | 20 | 5 | 2.35 | 2.41 |

Features

- Snap in
- Impact resistant
- Concrete tight, requiring no solvent welding or tape around the connections
- Rated for 175 lbs pull out resistance
- Approved for use in noncombustible 2 hour and 4 hour fire-rated floor/ceiling assemblies
- Meets all UL and CSA requirements

Applications

- For use with Topaz ENT Flexible Conduit in residential, commercial or institutional applications

Standard Material

- Impact resistant PVC

ENT Stubby



| Catalog Number | UPC | Size | Ship Case | Weight/ Case |
|----------------|-------|------|-----------|--------------|
| 1631 | 83804 | 1/2" | 150 | 4 |
| 1632 | 83805 | 3/4" | 150 | 7 |
| 1633 | 83806 | 1" | 200 | 14 |

Features

- Threaded
- Impact resistant
- Concrete tight, requiring no solvent welding or tape around the connections
- Rated for 175 lbs pull out resistance
- Approved for use in noncombustible 2 hour and 4 hour fire-rated floor/ceiling assemblies
- Meets all UL and CSA requirements

Applications

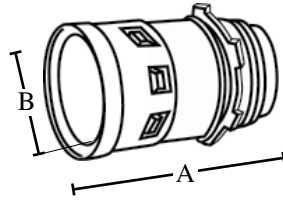
- For use with Topaz ENT Flexible Conduit in residential, commercial or institutional applications

Standard Material

- Impact resistant PVC

ENT Terminal Adapters

Threaded



Features

- Threaded male end
- Requires no solvent cement for installation
- Impact resistant; rust proof

Applications

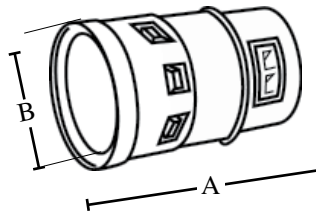
- Use to join tubing to ENT box or fitting
- For use with other ENT fittings that accept a male thread and locknut

Standard Material

- Impact resistant PVC

| Catalog Number | UPC | Size | Ship Case | Weight/ Case | A | B |
|----------------|-------|--------|-----------|--------------|-------|-------|
| 1511 | 82531 | 1/2" | 200 | 6 | 1.045 | .860 |
| 1512 | 82532 | 3/4" | 200 | 9 | 1.105 | 1.060 |
| 1513 | 82533 | 1" | 100 | 7 | 1.220 | 1.330 |
| 2514 | 87190 | 1-1/4" | 30 | 3 | 2.19 | 1.69 |
| 2515 | 87191 | 1-1/2" | 30 | 4 | 1.96 | 1.93 |
| 2516 | 87192 | 2" | 20 | 5 | 1.89 | 2.40 |

Snap-In



Features

- Double snap
- Requires no solvent cement for installation
- Impact resistant; rust proof

Applications

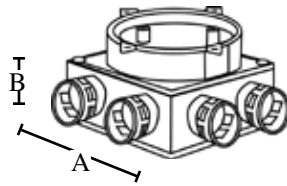
- For use with Topaz ENT Flexible Conduit in residential, commercial or institutional applications
- Male and female ends of coupling secure fitting to tubing

Standard Material

- Impact resistant PVC

| Catalog Number | UPC | Size | Ship Case | Weight/ Case | A | B |
|----------------|-------|------|-----------|--------------|-------|-------|
| 1611 | 82534 | 1/2" | 200 | 4 | 1.045 | .860 |
| 1612 | 82535 | 3/4" | 200 | 6 | 1.105 | 1.060 |
| 1613 | 82536 | 1" | 100 | 5 | 1.220 | 1.330 |

ENT Slab Box with Connectors



Features

- Non-conductive, impact and corrosion resistant
- Concrete tight

Applications

- Ideal for tough wall poured environments

Standard Material

- PVC

| Catalog Number | UPC | Knockouts | Ship Case | Weight/Case | A | B |
|----------------|-------|--------------------------|-----------|-------------|-----|------|
| 1636 | 83800 | 8 x 3/4" | 25 | 16 | 4.0 | 2.56 |
| 1637 | 83801 | 4 x 1/2"/4 x 3/4" | 25 | 18 | 4.0 | 2.56 |

Conduit Cement



Features

- Cold weather formula for faster setting
- Medium body, medium set clear cement

Applications

- For use on duct and conduit PVC pipe
- Secure, long lasting bonds
- Quick curing time

| Catalog Number | UPC | Size | Ship Case | Weight/Case |
|----------------|-------|----------------------|-----------|-------------|
| 1327 | 23358 | 1/2 Pint | 24 | 15 |
| 1328 | 23359 | Pint | 12 | 12 |
| 1329 | 23360 | Quart | 12 | 27 |
| 1329H | 23371 | Quart - Heavy set | 12 | 27 |
| 1363 | 83766 | Pint - cold weather | 12 | 12 |
| 1364 | 83767 | Quart - cold weather | 12 | 27 |

PVC Primer/Cleaner



Features

- Pint and quart sizes available
- Multi use primer and cleaner

Applications

- Removes dirt, oils and other contaminants from the surface of PVC pipes to promote more secure solvent welds

| Catalog Number | UPC | Size | Ship Case | Weight/Case |
|----------------|-------|-------|-----------|-------------|
| 1328P | 81877 | Pint | 12 | 12 |
| 1329P | 81875 | Quart | 12 | 23 |

ENT Conduit Coils

Coil



| Catalog Number | UPC | Size | Feet Per Coil | Feet Per Pack | Weight/Case |
|----------------|-------|-------------|---------------|---------------|-------------|
| 1621 | 82537 | 1/2" | 200 | 400 | 19 |
| 1622 | 82538 | 3/4" | 100 | 200 | 13 |
| 1623 | 82539 | 1" | 100 | 100 | 17 |

Features

- UV rated
- Suitable for concrete encasement
- Pull resistant
- Fire resistant
- Impact resistant
- Flexible enough to be bent by hand, tough enough to withstand crushing and breaking

Applications

- Can be installed and concealed in floors, walls and ceilings
- May be installed in exposed areas not subject to physical damage and where the building does not exceed three floors above grade

Standard Material

- Heavy duty impact resistant PVC

Reel



| Catalog Number | UPC | Size | Feet Per Reel | Feet Per Pack | Weight/Case |
|----------------|-------|---------------|---------------|---------------|-------------|
| 1621R | 83682 | 1/2" | 1500 | 1500 | 187 |
| 1622R | 83680 | 3/4" | 1000 | 1000 | 167 |
| 1623R | 83681 | 1" | 750 | 750 | 158 |
| 1624R | 86971 | 1-1/4" | 1000 | 1000 | 254 |
| 1625R | 86849 | 1-1/2" | 750 | 750 | 252 |
| 1626R | 86973 | 2" | 500 | 500 | 240 |

Features

- UV rated
- Suitable for concrete encasement
- Pull resistant
- Fire resistant
- Impact resistant
- Flexible enough to be bent by hand, tough enough to withstand crushing and breaking

Applications

- Can be installed and concealed in floors, walls and ceilings
- May be installed in exposed areas not subject to physical damage and where the building does not exceed three floors above grade

Standard Material

- Heavy duty impact resistant PVC

PVC Rigid Special Radius Elbows

Schedule 40 PVC



| Catalog Number | UPC | Size | Ship Case | Weight/Case |
|----------------|-------|-----------------|-----------|-------------|
| 1377 | 50001 | 1 x 90 x 18 | 1 | 1 |
| 1378 | 50002 | 1 x 90 x 24 | 1 | 1 |
| 1379 | 50003 | 1 x 90 x 36 | 1 | 1 |
| 1380 | 50004 | 1 x 90 x 48 | 1 | 2 |
| 1381 | 50005 | 1 x 90 x 18 | 1 | 1 |
| 1382 | 50006 | 1 x 90 x 24 | 1 | 1 |
| 1383 | 50007 | 1 x 90 x 36 | 1 | 1 |
| 1384 | 50008 | 1 x 90 x 48 | 1 | 1 |
| 1385 | 50009 | 1 x 90 x 18 | 1 | 1 |
| 1386 | 50010 | 1 x 90 x 24 | 1 | 1 |
| 1387 | 50011 | 1 x 90 x 36 | 1 | 1 |
| 1388 | 50012 | 1 x 90 x 48 | 1 | 2 |
| 1389 | 50013 | 1-1/4 x 45 x 18 | 1 | 1 |
| 1390 | 50014 | 1-1/4 x 45 x 24 | 1 | 1 |
| 1391 | 50015 | 1-1/4 x 45 x 36 | 1 | 1 |
| 1392 | 50016 | 1-1/4 x 45 x 48 | 1 | 1 |
| 1393 | 50017 | 1-1/4 x 45 x 18 | 1 | 1 |
| 1394 | 50018 | 1-1/4 x 45 x 24 | 1 | 1 |
| 1395 | 50019 | 1-1/4 x 45 x 36 | 1 | 1 |
| 1396 | 50020 | 1-1/4 x 45 x 48 | 1 | 1 |
| 1397 | 50021 | 1-1/4 x 45 x 18 | 1 | 1 |
| 1398 | 50022 | 1-1/4 x 45 x 24 | 1 | 2 |
| 1399 | 50023 | 1-1/4 x 45 x 36 | 1 | 2 |
| 1400 | 50024 | 1-1/4 x 45 x 48 | 1 | 2 |
| 1401 | 50025 | 1-1/2 x 90 x 18 | 1 | 3 |
| 1402 | 50026 | 1-1/2 x 90 x 24 | 1 | 3 |
| 1403 | 50027 | 1-1/2 x 90 x 36 | 1 | 3 |
| 1404 | 50028 | 1-1/2 x 90 x 48 | 1 | 3 |
| 1405 | 50029 | 1-1/2 x 45 x 18 | 1 | 3 |
| 1406 | 50030 | 1-1/2 x 45 x 24 | 1 | 3 |
| 1407 | 50031 | 1-1/2 x 45 x 36 | 1 | 3 |
| 1408 | 50032 | 1-1/2 x 45 x 48 | 1 | 3 |
| 1409 | 50033 | 1-1/2 x 30 x 18 | 1 | 3 |
| 1410 | 50034 | 1-1/2 x 30 x 24 | 1 | 3 |
| 1411 | 50035 | 1-1/2 x 30 x 36 | 1 | 3 |
| 1412 | 50036 | 1-1/2 x 30 x 48 | 1 | 3 |

Features

- Cleanly finished with a plain spigot ends
- High tensile and impact strength

Applications

- Enable connections between straight lengths of pipe; sizes available to accommodate almost any design configuration change

Standard Material

- Schedule 40 PVC

PVC Rigid Special Radius Elbows **continued**

Schedule 40 PVC



Features

- Cleanly finished with a plain spigot ends
- High tensile and impact strength

Applications

- Enable connections between straight lengths of pipe; sizes available to accommodate almost any design configuration change

Standard Material

- Schedule 40 PVC

| Catalog Number | UPC | Size | Ship Case | Weight/Case |
|----------------|-------|-----------------|-----------|-------------|
| 1413 | 50037 | 2 x 90 x 18 | 1 | 1 |
| 1414 | 50038 | 2 x 90 x 24 | 1 | 1 |
| 1415 | 50039 | 2 x 90 x 36 | 1 | 2 |
| 1416 | 50040 | 2 x 90 x 48 | 1 | 2 |
| 1417 | 50041 | 2 x 45 x 18 | 1 | 2 |
| 1418 | 50042 | 2 x 45 x 24 | 1 | 2 |
| 1419 | 50043 | 2 x 45 x 36 | 1 | 2 |
| 1420 | 50044 | 2 x 45 x 48 | 1 | 2 |
| 1421 | 50045 | 2 x 30 x 18 | 1 | 2 |
| 1422 | 50046 | 2 x 30 x 24 | 1 | 2 |
| 1423 | 50047 | 2 x 30 x 36 | 1 | 3 |
| 1424 | 50048 | 2 x 30 x 48 | 1 | 3 |
| 1425 | 50049 | 2-1/2 x 90 x 18 | 1 | 4 |
| 1426 | 50050 | 2-1/2 x 90 x 24 | 1 | 4 |
| 1427 | 50051 | 2-1/2 x 90 x 36 | 1 | 5 |
| 1428 | 50052 | 2-1/2 x 90 x 48 | 1 | 5 |
| 1429 | 50053 | 2-1/2 x 45 x 18 | 1 | 7 |
| 1430 | 50054 | 2-1/2 x 45 x 24 | 1 | 1 |
| 1431 | 50055 | 2-1/2 x 45 x 36 | 1 | 2 |
| 1432 | 50056 | 2-1/2 x 45 x 48 | 1 | 2 |
| 1433 | 50057 | 2-1/2 x 30 x 18 | 1 | 2 |
| 1434 | 50058 | 2-1/2 x 30 x 24 | 1 | 1 |
| 1435 | 50059 | 2-1/2 x 30 x 36 | 1 | 3 |
| 1436 | 50060 | 2-1/2 x 30 x 48 | 1 | 1 |
| 1437 | 50061 | 3 x 90 x 18 | 1 | 2 |
| 1438 | 50062 | 3 x 90 x 24 | 1 | 1 |
| 1439 | 50063 | 3 x 90 x 36 | 1 | 2 |
| 1440 | 50064 | 3 x 90 x 48 | 1 | 2 |
| 1441 | 50065 | 3 x 45 x 18 | 1 | 4 |
| 1442 | 50066 | 3 x 45 x 24 | 1 | 5 |
| 1443 | 50067 | 3 x 45 x 36 | 1 | 6 |
| 1444 | 50068 | 3 x 45 x 48 | 1 | 7 |
| 1445 | 50069 | 3 x 30 x 18 | 1 | 8 |
| 1446 | 50070 | 3 x 30 x 24 | 1 | 8 |
| 1447 | 50071 | 3 x 30 x 36 | 1 | 9 |
| 1448 | 50072 | 3 x 30 x 48 | 1 | 9 |

PVC Rigid Special Radius Elbows **continued**

Schedule 40 PVC



Features

- Cleanly finished with plain & spigot ends
- High tensile and impact strength

Applications

- Enable connections between straight lengths of pipe; sizes available to accommodate almost any design configuration change

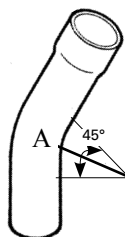
Standard Material

- Schedule 40 PVC

| Catalog Number | UPC | Size | Ship Case | Weight/ Case |
|----------------|-------|-----------------|-----------|--------------|
| 1449 | 50073 | 3-1/2 x 90 x 24 | 1 | 4 |
| 1450 | 50074 | 3-1/2 x 90 x 36 | 1 | 4 |
| 1451 | 50075 | 3-1/2 x 90 x 48 | 1 | 2 |
| 1452 | 50076 | 3-1/2 x 45 x 24 | 1 | 5 |
| 1453 | 50077 | 3-1/2 x 45 x 36 | 1 | 3 |
| 1454 | 50078 | 3-1/2 x 45 x 48 | 1 | 4 |
| 1455 | 50079 | 3-1/2 x 30 x 24 | 1 | 5 |
| 1456 | 50080 | 3-1/2 x 30 x 36 | 1 | 6 |
| 1457 | 50081 | 3-1/2 x 30 x 48 | 1 | 8 |
| 1458 | 50082 | 4 x 90 x 24 | 1 | 9 |
| 1459 | 50083 | 4 x 90 x 36 | 1 | 12 |
| 1460 | 50084 | 4 x 90 x 48 | 1 | 11 |
| 1461 | 50085 | 4 x 45 x 24 | 1 | 15 |
| 1462 | 50086 | 4 x 45 x 36 | 1 | 3 |
| 1463 | 50087 | 4 x 45 x 48 | 1 | 4 |
| 1464 | 50088 | 4 x 30 x 24 | 1 | 5 |
| 1465 | 50089 | 4 x 30 x 36 | 1 | 7 |
| 1466 | 50090 | 4 x 30 x 48 | 1 | 3 |
| 1467 | 50091 | 5 x 90 x 36 | 1 | 3 |
| 1468 | 50092 | 5 x 90 x 48 | 1 | 4 |
| 1469 | 50093 | 5 x 45 x 36 | 1 | 4 |
| 1470 | 50094 | 5 x 45 x 48 | 1 | 7 |
| 1471 | 50095 | 5 x 30 x 36 | 1 | 11 |
| 1472 | 50096 | 5 x 30 x 48 | 1 | 11 |
| 1473 | 50097 | 6 x 90 x 36 | 1 | 5 |
| 1474 | 50098 | 6 x 90 x 48 | 1 | 5 |
| 1475 | 50099 | 6 x 45 x 36 | 1 | 5 |
| 1476 | 50100 | 6 x 45 x 48 | 1 | 6 |
| 1477 | 50101 | 6 x 30 x 36 | 1 | 6 |
| 1478 | 50102 | 6 x 30 x 48 | 1 | 6 |

45° Plain End Elbows

Schedule 80 PVC



Features

- Longer radius than "standard" UL elbows
- Both ends of the bend are spigot (plain) end
- Both ends are solvent weld

Applications

- For indoor and outdoor use
- Can be used above ground or buried; suitable for concrete encasement

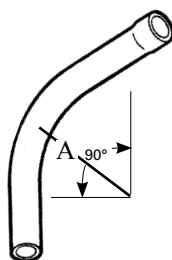
Standard Material

- Schedule 80 PVC

| Catalog Number | UPC | Size | Ship Case | Weight/Case | A Min. Radius |
|----------------|-------|--------|-----------|-------------|---------------|
| 105180 | 86385 | 1/2" | 50 | 7 | 4.00 |
| 105280 | 85413 | 3/4" | 25 | 5 | 4.50 |
| 105380 | 86386 | 1" | 25 | 9 | 5.750 |
| 105480 | 86387 | 1-1/4" | 25 | 13 | 7.250 |
| 105580 | 86388 | 1-1/2" | 25 | 18 | 8.250 |
| 105680 | 85383 | 2" | 10 | 10 | 9.5 |
| 105780 | 85384 | 2-1/2" | 20 | 39 | 10.5 |
| 105880 | 85385 | 3" | 8 | 25 | 13.00 |
| 106080 | 86389 | 4" | 20 | 115 | 16.00 |
| 1060A80 | 86390 | 5" | 1 | 13 | 24.00 |
| 1060B80 | 83998 | 6" | 1 | 16 | 30.00 |

90° Plain End Elbows

Schedule 80 PVC



Features

- Longer radius than "standard" UL elbows
- Both ends of the bend are spigot (plain) end
- Both ends are solvent weld

Applications

- For indoor and outdoor use
- Can be used above ground or buried; suitable for concrete encasement

Standard Material

- Schedule 80 PVC

| Catalog Number | UPC | Size | Ship Case | Weight/Case | A Min. Radius |
|----------------|-------|--------|-----------|-------------|---------------|
| 104180 | 85297 | 1/2" | 50 | 9 | 4.00 |
| 104280 | 85298 | 3/4" | 35 | 9 | 4.50 |
| 104380 | 85299 | 1" | 20 | 12 | 5.750 |
| 104480 | 85300 | 1-1/4" | 30 | 24 | 7.250 |
| 104580 | 85112 | 1-1/2" | 1 | 28 | 8.250 |
| 104680 | 85301 | 2" | 15 | 26 | 9.50 |
| 104780 | 85302 | 2-1/2" | 18 | 57 | 10.50 |
| 104880 | 83689 | 3" | 10 | 68 | 13.00 |
| 105080 | 85304 | 4" | 10 | 92 | 16.00 |
| 1050A80 | 85415 | 5" | 1 | 9 | 24.00 |
| 1050B80 | 85416 | 6" | 1 | 11 | 30.00 |

PVC Special Radius Elbows

Schedule 80 PVC



| Catalog Number | UPC | Size | Ship Case | Weight/Case |
|----------------|-------|--------------------|-----------|-------------|
| 141480 | 85046 | 2 x 90 x 24 | 1 | 2 |
| 141580 | 85047 | 2 x 90 x 36 | 1 | 2 |
| 141680 | 85048 | 2 x 90 x 48 | 1 | 2 |
| 143980 | 85049 | 3 x 90 x 36 | 1 | 4 |
| 144080 | 85050 | 3 x 90 x 48 | 1 | 4 |
| 145880 | 85305 | 4 x 90 x 24 | 1 | 6 |
| 145980 | 85051 | 4 x 90 x 36 | 1 | 6 |
| 146080 | 85052 | 4 x 90 x 48 | 1 | 7 |
| 146780 | 85053 | 5 x 90 x 36 | 1 | 7 |
| 146880 | 85054 | 5 x 90 x 48 | 1 | 7 |
| 147380 | 85055 | 6 x 90 x 36 | 1 | 9 |

Features

- High tensile and impact strength
- Resistant to damage from moisture and corrosive materials
- Industrial strength; superior weather resistant characteristics help rebuff elemental damage

Applications

- For indoor, outdoor, above ground and direct burial applications

Standard Material

- Schedule 80 PVC

Universal Nipples

Schedule 80 PVC



Features

- Unique running thread design dispenses with need to carry multiple pipe and nipple sizes
- 3 versions are ideal for multiple applications

Applications

- Eliminates need for grounding bushing and copper wire for grounding

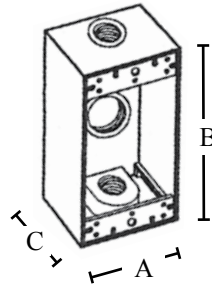
Standard Material

- Schedule 80 PVC

| Catalog Number | UPC | Size | Ship Case | Weight/Case |
|----------------|-------|--------------|-----------|-------------|
| 1694 | 83755 | 1-1/4" x 8" | 25 | 9 |
| 1695 | 83756 | 1-1/2" x 8" | 16 | 6 |
| 1696 | 83757 | 2" x 8" | 32 | 7 |
| 1697 | 83758 | 2-1/2" x 8" | 32 | 14 |
| 1704 | 83759 | 1-1/4" x 16" | 25 | 18 |
| 1705 | 83760 | 1-1/2" x 16" | 16 | 12 |
| 1706 | 83761 | 2" x 16" | 25 | 11 |
| 1707 | 83762 | 2-1/2" x 16" | 16 | 14 |
| 1708 | 83763 | 3" x 16" | 8 | 11 |
| 1710 | 83764 | 4" x 16" | 12 | 39 |
| 1684 | 83749 | 1-1/4" x 22" | 12 | 8 |
| 1685 | 83750 | 1-1/2" x 22" | 9 | 9 |
| 1686 | 83751 | 2" x 22" | 25 | 34 |
| 1687 | 83752 | 2-1/2" x 22" | 16 | 43 |
| 1688 | 83753 | 3" x 22" | 16 | 58 |
| 1690 | 83754 | 4" x 22" | 9 | 45 |

Single Gang Boxes

3 Hole



UL* Listed and 2011 NEC* and NEMA* 3R Compliant

Features

- 18 cubic inch capacity
- 1/2", 3/4" or 1" knockouts
- Superior commercial quality die cast metal construction
- Boxes include closure plugs, grounding screws and mounting lugs
- Installation instructions included
- Gray, bronze and white

Applications

- UL listed for wet locations
- For wall or pole mounting of outdoor outlets, switches or floodlights

Standard Material

- Copper free aluminum

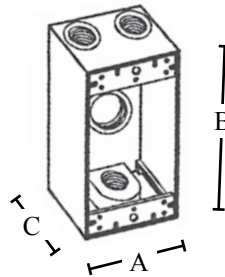
Standard Finish

- Premium powder coat finish

| Catalog Number | UPC | KO | Ship Case | Weight/Case | A | B | C |
|------------------|-------|-------------|-----------|-------------|------|------|------|
| WB1350 | 81878 | 1/2" | 25 | 15 | 2.81 | 4.56 | 2.00 |
| WB1350B* | 85572 | 1/2" | 25 | 15 | 2.81 | 4.56 | 2.00 |
| WB1350W** | 86538 | 1/2" | 25 | 15 | 2.81 | 4.56 | 2.00 |
| WB1375 | 81879 | 3/4" | 25 | 15 | 2.81 | 4.56 | 2.00 |
| WB1375B* | 86540 | 3/4" | 25 | 15 | 2.81 | 4.56 | 2.00 |
| WB1375W** | 86539 | 3/4" | 25 | 15 | 2.81 | 4.56 | 2.00 |
| WB13100 | 83999 | 1" | 25 | 13 | 2.81 | 4.56 | 2.00 |

*Bronze **White

4 Hole



UL* Listed and 2011 NEC* and NEMA* 3R Compliant

Features

- 18 cubic inch capacity
- 1/2" or 3/4" knockouts
- Superior commercial quality die cast metal construction
- Boxes include closure plugs, grounding screws and mounting lugs
- Installation instructions included
- Gray, bronze and white

Applications

- UL listed for wet locations
- For wall or pole mounting of outdoor outlets, switches or floodlights

Standard Material

- Copper free aluminum

Standard Finish

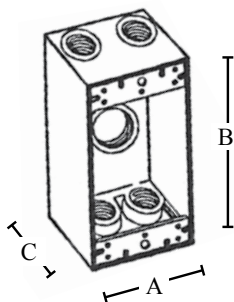
- Premium powder coat finish

| Catalog Number | UPC | KO | Ship Case | Weight/Case | A | B | C |
|------------------|-------|-------------|-----------|-------------|------|------|------|
| WB1450 | 81880 | 1/2" | 25 | 14 | 2.81 | 4.56 | 2.00 |
| WB1450B* | 86542 | 1/2" | 25 | 14 | 2.81 | 4.56 | 2.00 |
| WB1450W** | 86541 | 1/2" | 25 | 14 | 2.81 | 4.56 | 2.00 |
| WB1475 | 81881 | 3/4" | 25 | 14 | 2.81 | 4.56 | 2.00 |

*Bronze **White

Single Gang Boxes

5 Hole



UL* Listed and 2011 NEC*
and NEMA* 3R Compliant

Features

- 18 cubic inch capacity
- 1/2", 3/4" or 1" knockouts
- Superior commercial quality die cast metal construction
- Boxes include closure plugs, grounding screws and mounting lugs
- Installation instructions included
- Gray

Applications

- UL listed for wet locations
- For wall or pole mounting of outdoor outlets, switches or floodlights

Standard Material

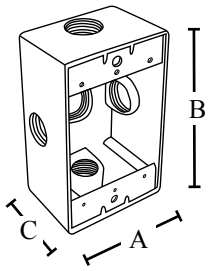
- Copper free aluminum

Standard Finish

- Premium powder coat finish

| Catalog Number | UPC | KO | Ship Case | Weight/Case | A | B | C |
|----------------|-------|-------------|-----------|-------------|------|------|------|
| WB1550 | 81882 | 1/2" | 25 | 13 | 2.81 | 4.56 | 2.00 |
| WB1575 | 81883 | 3/4" | 25 | 13 | 2.81 | 4.56 | 2.00 |
| WB15100 | 84001 | 1" | 20 | 13 | 2.81 | 4.56 | 2.00 |

5 Hole Side Opening



UL* Listed and 2011 NEC*
and NEMA* 3R Compliant

Features

- 18 cubic inch capacity
- 1/2", 3/4" or 1" knockouts
- Superior commercial quality die cast metal construction
- Boxes include closure plugs, grounding screws and mounting lugs
- Installation instructions included
- Gray

Applications

- UL listed for wet locations
- For wall or pole mounting of outdoor outlets, switches or floodlights

Standard Material

- Copper free aluminum

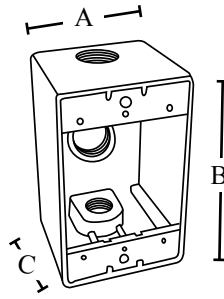
Standard Finish

- Premium powder coat finish

| Catalog Number | UPC | KO | Ship Case | Weight/Case | A | B | C |
|-----------------|-------|-------------|-----------|-------------|------|------|------|
| WB1550X | 85258 | 1/2" | 25 | 13 | 2.81 | 4.56 | 2.00 |
| WB1575X | 85259 | 3/4" | 25 | 13 | 2.81 | 4.56 | 2.00 |
| WB15100X | 85260 | 1" | 20 | 13 | 2.81 | 4.56 | 2.00 |

Single Gang Boxes

3 Hole Deep



UL[®] Listed and 2011 NEC^{*} and NEMA[®] 3R Compliant

Features

- 28 cubic inch capacity
- 1/2", 3/4" or 1" knockouts
- Superior commercial quality die cast metal construction
- Boxes include closure plugs, grounding screws and mounting lugs
- Installation instructions included
- Gray, bronze and white

Applications

- UL listed for wet locations
- For wall or pole mounting of outdoor outlets, switches or floodlights

Standard Material

- Copper free aluminum

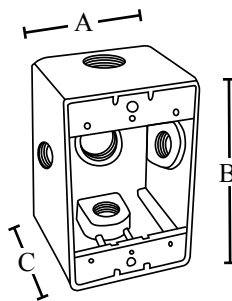
Standard Finish

- Premium powder coat finish

| Catalog Number | UPC | KO | Ship Case | Weight/Case | A | B | C |
|-------------------|-------|-------------|-----------|-------------|------|------|------|
| WDB1350 | 85107 | 1/2" | 20 | 16 | 2.81 | 4.56 | 2.62 |
| WDB1350B* | 86544 | 1/2" | 20 | 16 | 2.81 | 4.56 | 2.62 |
| WDB1350W** | 86543 | 1/2" | 20 | 16 | 2.81 | 4.56 | 2.62 |
| WDB1375 | 85078 | 3/4" | 20 | 16 | 2.81 | 4.56 | 2.62 |
| WDB1375B* | 86546 | 3/4" | 20 | 16 | 2.81 | 4.56 | 2.62 |
| WDB1375W** | 86545 | 3/4" | 20 | 16 | 2.81 | 4.56 | 2.62 |
| WDB13100 | 85079 | 1" | 20 | 16 | 2.81 | 4.56 | 2.62 |

*Bronze **White

5 Hole Deep Side Opening



UL[®] Listed and 2011 NEC^{*} and NEMA[®] 3R Compliant

Features

- 28 cubic inch capacity
- 1/2", 3/4" or 1" knockouts
- Superior commercial quality die cast metal construction
- Boxes include closure plugs, grounding screws and mounting lugs
- Installation instructions included
- Gray

Applications

- UL listed for wet locations
- For wall or pole mounting of outdoor outlets, switches or floodlights

Standard Material

- Copper free aluminum

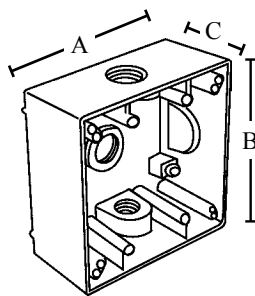
Standard Finish

- Premium powder coat finish

| Catalog Number | UPC | KO | Ship Case | Weight/Case | A | B | C |
|------------------|-------|-------------|-----------|-------------|------|------|------|
| WDB1550X | 85080 | 1/2" | 25 | 13 | 2.81 | 4.56 | 2.62 |
| WDB1575X | 85081 | 3/4" | 25 | 13 | 2.81 | 4.56 | 2.62 |
| WDB15100X | 85082 | 1" | 20 | 13 | 2.81 | 4.56 | 2.62 |

Double Gang Boxes

3 Hole



UL* Listed and 2011 NEC*
and NEMA* 3R Compliant

Features

- 31 cubic inch capacity
- 1/2", 3/4" or 1" knockouts
- Superior commercial quality die cast metal construction
- Boxes include closure plugs, grounding screws and mounting lugs
- Installation instructions included
- Gray, bronze and white

Applications

- UL listed for wet locations
- For wall or pole mounting of outdoor outlets, switches or floodlights

Standard Material

- Copper free aluminum

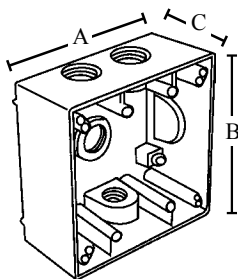
Standard Finish

- Premium powder coat finish

| Catalog Number | UPC | KO | Ship Case | Weight/Case | A | B | C |
|------------------|-------|-------------|-----------|-------------|------|------|------|
| WB2350 | 81884 | 1/2" | 10 | 22 | 4.56 | 4.56 | 2.00 |
| WB2350B* | 86523 | 1/2" | 10 | 22 | 4.56 | 4.56 | 2.00 |
| WB2350W** | 86522 | 1/2" | 10 | 22 | 4.56 | 4.56 | 2.00 |
| WB2375 | 81885 | 3/4" | 10 | 22 | 4.56 | 4.56 | 2.00 |
| WB2375B* | 86525 | 3/4" | 10 | 22 | 4.56 | 4.56 | 2.00 |
| WB2375W** | 86524 | 3/4" | 10 | 22 | 4.56 | 4.56 | 2.00 |
| WB23100 | 84002 | 1" | 10 | 22 | 4.56 | 4.56 | 2.00 |

*Bronze **White

4 Hole



UL* Listed and 2011 NEC*
and NEMA* 3R Compliant

Features

- 31 cubic inch capacity
- 1/2" or 3/4" knockouts
- Superior commercial quality die cast metal construction
- Boxes include closure plugs, grounding screws and mounting lugs
- Installation instructions included
- Gray

Applications

- UL listed for wet locations
- For wall or pole mounting of outdoor outlets, switches or floodlights

Standard Material

- Copper free aluminum

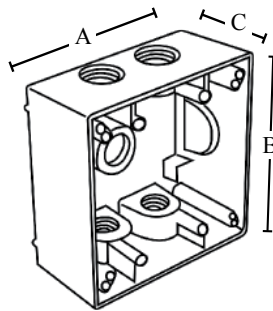
Standard Finish

- Premium powder coat finish

| Catalog Number | UPC | KO | Ship Case | Weight/Case | A | B | C |
|----------------|-------|-------------|-----------|-------------|------|------|------|
| WB2450 | 81886 | 1/2" | 10 | 21 | 4.56 | 4.56 | 2.00 |
| WB2475 | 81887 | 3/4" | 10 | 21 | 4.56 | 4.56 | 2.00 |

Double Gang Boxes

5 Hole



UL® Listed and 2011 NEC®
and NEMA® 3R Compliant

Features

- 31 cubic inch capacity
- 1/2" or 3/4" knockouts
- Superior commercial quality die cast metal construction
- Boxes include closure plugs, grounding screws and mounting lugs
- Installation instructions included
- Gray

Applications

- UL listed for wet locations
- For wall or pole mounting of outdoor outlets, switches or floodlights

Standard Material

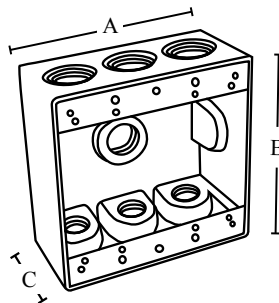
- Copper free aluminum

Standard Finish

- Premium powder coat finish

| Catalog Number | UPC | KO | Ship Case | Weight/Case | A | B | C |
|----------------|-------|-------------|-----------|-------------|------|------|------|
| WB2550 | 81888 | 1/2" | 10 | 20 | 4.56 | 4.56 | 2.00 |
| WB2575 | 81889 | 3/4" | 10 | 20 | 4.56 | 4.56 | 2.00 |

7 Hole



UL® Listed and 2011 NEC®
and NEMA® 3R Compliant

Features

- 31 cubic inch capacity
- 1/2" or 3/4" knockouts
- Superior commercial quality die cast metal construction
- Boxes include closure plugs, grounding screws and mounting lugs
- Installation instructions included
- Gray

Applications

- UL listed for wet locations
- For wall or pole mounting of outdoor outlets, switches or floodlights

Standard Material

- Copper free aluminum

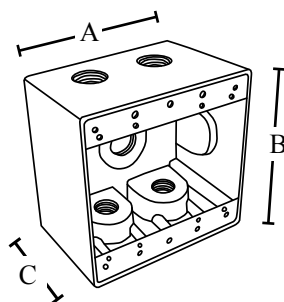
Standard Finish

- Premium powder coat finish

| Catalog Number | UPC | KO | Ship Case | Weight/Case | A | B | C |
|----------------|-------|-------------|-----------|-------------|------|------|------|
| WB2750 | 85091 | 1/2" | 10 | 20 | 4.56 | 4.56 | 2.00 |
| WB2775 | 85092 | 3/4" | 10 | 20 | 4.56 | 4.56 | 2.00 |

Double Gang Boxes

5 Hole Deep



UL* Listed and 2011 NEC*
and NEMA* 3R Compliant

Features

- 40 cubic inch capacity
- 1/2", 3/4" or 1" knockouts
- Superior commercial quality die cast metal construction
- Boxes include closure plugs, grounding screws and mounting lugs
- Installation instructions included
- Gray

Applications

- UL listed for wet locations
- For wall or pole mounting of outdoor outlets, switches or floodlights

Standard Material


- Copper free aluminum

Standard Finish

- Premium powder coat finish

| Catalog Number | UPC | KO | Ship Case | Weight/Case | A | B | C |
|-----------------|-------|-------------|-----------|-------------|------|------|------|
| WDB2550 | 85086 | 1/2" | 10 | 21 | 4.56 | 4.56 | 2.62 |
| WDB2575 | 85087 | 3/4" | 10 | 21 | 4.56 | 4.56 | 2.62 |
| WDB25100 | 85088 | 1" | 10 | 21 | 4.56 | 4.56 | 2.62 |

5 Hole Side Opening



UL* Listed and 2011 NEC*
and NEMA* 3R Compliant

Features

- 31 cubic inch capacity
- 1/2", 3/4" or 1" knockouts
- Superior commercial quality die cast metal construction
- Boxes include closure plugs, grounding screws and mounting lugs
- Installation instructions included
- Gray

Applications

- UL listed for wet locations
- For wall or pole mounting of outdoor outlets, switches or floodlights

Standard Material

- Copper free aluminum

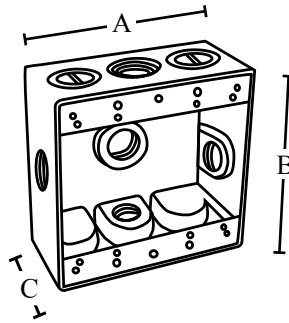
Standard Finish

- Premium powder coat finish

| Catalog Number | UPC | KO | Ship Case | Weight/Case | A | B | C |
|-----------------|-------|-------------|-----------|-------------|------|------|------|
| WB2550X | 85083 | 1/2" | 10 | 20 | 4.56 | 4.56 | 2.00 |
| WB2575X | 85084 | 3/4" | 10 | 20 | 4.56 | 4.56 | 2.00 |
| WB25100X | 85085 | 1" | 10 | 20 | 4.56 | 4.56 | 2.00 |

Double Gang Boxes

6 Hole Side Opening



UL* Listed and 2011 NEC*
and NEMA* 3R Compliant

Features

- 31 cubic inch capacity
- 1/2" or 3/4" knockouts
- Superior commercial quality die cast metal construction
- Boxes include closure plugs, grounding screws and mounting lugs
- Installation instructions included
- Gray

Applications

- UL listed for wet locations
- For wall or pole mounting of outdoor outlets, switches or floodlights

Standard Material

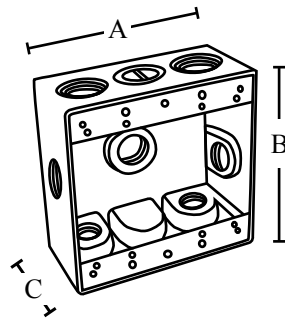
- Copper free aluminum

Standard Finish

- Premium powder coat finish

| Catalog Number | UPC | KO | Ship Case | Weight/Case | A | B | C |
|----------------|-------|-------------|-----------|-------------|------|------|------|
| WB2650X | 84089 | 1/2" | 10 | 19 | 4.56 | 4.56 | 2.00 |
| WB2675X | 84090 | 3/4" | 10 | 19 | 4.56 | 4.56 | 2.00 |

7 Hole Side Opening



UL* Listed and 2011 NEC*
and NEMA* 3R Compliant

Features

- 31 cubic inch capacity
- 1/2" or 3/4" knockouts
- Superior commercial quality die cast metal construction
- Boxes include closure plugs, grounding screws and mounting lugs
- Installation instructions included
- Gray

Applications

- UL listed for wet locations
- For wall or pole mounting of outdoor outlets, switches or floodlights

Standard Material

- Copper free aluminum

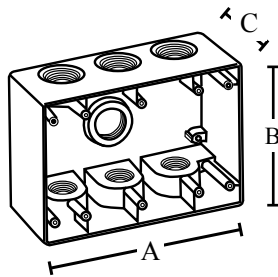
Standard Finish

- Premium powder coat finish

| Catalog Number | UPC | KO | Ship Case | Weight/Case | A | B | C |
|----------------|-------|-------------|-----------|-------------|------|------|------|
| WB2750X | 84093 | 1/2" | 10 | 19 | 4.56 | 4.56 | 2.00 |
| WB2775X | 84094 | 3/4" | 10 | 19 | 4.56 | 4.56 | 2.00 |

Triple Gang Boxes

7 Hole



UL® Listed and 2011 NEC®
and NEMA® 3R Compliant

Features

- 54 cubic inch capacity
- 1/2", 3/4" or 1" knockouts
- Superior commercial quality die cast metal construction
- Boxes include closure plugs, grounding screws and mounting lugs
- Installation instructions included
- Gray

Applications

- UL listed for wet locations
- For wall or pole mounting of outdoor outlets, switches or floodlights

Standard Material

- Copper free aluminum

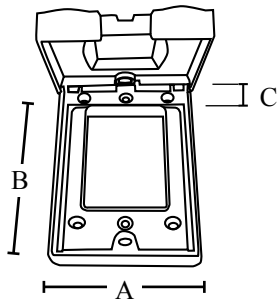
Standard Finish

- Premium powder coat finish

| Catalog Number | UPC | KO | Ship Case | Weight/Case | A | B | C |
|----------------|-------|-------------|-----------|-------------|-------|------|-------|
| WB3750 | 86551 | 1/2" | 5 | 11 | 6.374 | 4.56 | 2.625 |
| WB3775 | 86552 | 3/4" | 5 | 10 | 6.374 | 4.56 | 2.625 |
| WB37100 | 86550 | 1" | 5 | 9 | 6.374 | 4.56 | 2.625 |

Single Gang Covers

10 in 1 Vertical & Horizontal Multi-Use Cover



UL* Listed and 2011 NEC*
and NEMA* 3R Compliant

| Catalog Number | UPC | Ship Case | Weight/Case | A | B | C |
|-----------------|-------|-----------|-------------|------|------|------|
| WC1V12 | 86531 | 20 | 22 | 2.81 | 4.56 | .551 |
| WC1V12B* | 86530 | 20 | 22 | 2.81 | 4.56 | .551 |
| WC1V12W* | 86529 | 20 | 22 | 2.81 | 4.56 | .551 |

*Bronze **White

Features

- Aluminum cast cover with spring loaded lid
- Can be mounted vertically or horizontally
- Heavy duty die cast metal construction
- Weather seal gasket to block moisture
- Roomy interior provides space for switches
- Lockable
- Snap in configuration enables tool free installation
- Maximum corrosion resistant fabrication
- Gray, bronze and white

Applications


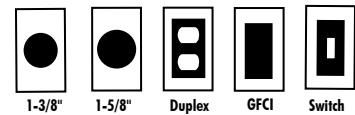
- UL listed for wet locations
- For use with single gang outdoor device box

Standard Material

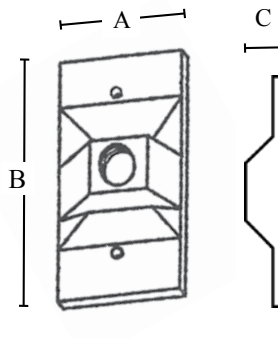
- Cast aluminum

Standard Finish

- Premium powder coat finish



1 or 3 Hole Rectangle



UL* Listed and 2011 NEC*
and NEMA* 3R Compliant

| Catalog Number | UPC | # of Holes | KO | Ship Case | Weight/Case | A | B | C |
|-------------------|-------|------------|------|-----------|-------------|------|------|-----|
| WCR1150 | 81943 | 1 | 1/2" | 50 | 14 | 2.79 | 4.55 | .99 |
| WCR1150W** | 83629 | 1 | 1/2" | 50 | 14 | 2.79 | 4.55 | .99 |
| WCR1350 | 80916 | 3 | 1/2" | 50 | 14 | 2.79 | 4.55 | .99 |
| WCR1350B* | 86526 | 3 | 1/2" | 50 | 14 | 2.79 | 4.55 | .99 |
| WCR1350W** | 83630 | 3 | 1/2" | 50 | 14 | 2.79 | 4.55 | .99 |

*Bronze **White

Features

- 1 or 3 hole 1/2" knockouts
- Includes gasket and screws
- Fits FS device boxes
- Superior commercial quality die cast metal construction
- Installation instructions included
- Gray, bronze and white

Applications

- Fits FS device boxes

Standard Material

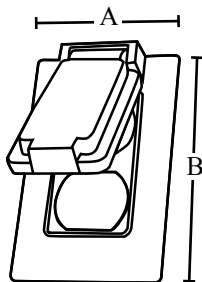
- Copper free aluminum

Standard Finish

- Premium powder coat finish

Single Gang Covers

Duplex Vertical



UL* Listed and 2011 NEC* and NEMA* 3R Compliant

Features

- Aluminum cast cover with a spring loaded lid
- Weather seal gasket to block moisture
- Superior commercial quality die cast metal construction
- Installation instructions included
- Gray

Applications

- UL listed for wet locations
- For use with single gang outdoor device box

Standard Material

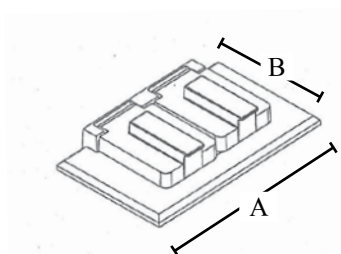
- Copper free aluminum

Standard Finish

- Premium powder coat finish

| Catalog Number | UPC | Ship Case | Weight/Case | A | B |
|----------------|-------|-----------|-------------|------|------|
| WCV1DUP | 85098 | 50 | 25 | 2.81 | 4.56 |

Duplex Horizontal



UL* Listed and 2011 NEC* and NEMA* 3R Compliant

Features

- Heavy aluminum cast cover with a spring loaded lid
- Weather seal gasket to block moisture
- Installation instructions included
- Gray, bronze or white

Applications

- UL listed for wet locations
- Will fit all duplex receptacles in single outlet boxes

Standard Material

- Precision die cast aluminum

Standard Finish

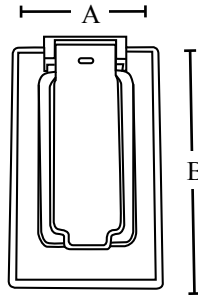
- Premium powder coat finish

| Catalog Number | UPC | Ship Case | Weight/Case | A | B |
|-------------------|-------|-----------|-------------|------|------|
| WCH1DUP | 81892 | 50 | 35 | 4.56 | 2.81 |
| WCH1DUPB* | 85575 | 50 | 35 | 4.56 | 2.81 |
| WCH1DUPW** | 85574 | 50 | 35 | 4.56 | 2.81 |

*Bronze **White

Single Gang Covers

Receptacle Switch



UL* Listed and 2011 NEC*
and NEMA* 3R Compliant

| Catalog Number | UPC | Ship Case | Weight/Case | A | B |
|----------------|-------|-----------|-------------|------|------|
| WCV11 | 81893 | 50 | 16 | 2.77 | 4.52 |

Features

- Heavy aluminum die cast cover with a spring loaded lid
- Weather seal gasket to block moisture
- Installation instructions included
- Gray

Applications

- UL listed for wet locations
- Will fit all duplex receptacles in single outlet boxes

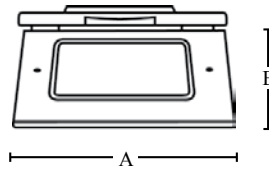
Standard Material

- Precision die cast aluminum

Standard Finish

- Premium powder coat finish

Horizontal GFCI



UL* Listed and 2011 NEC*
and NEMA* 3R Compliant

| Catalog Number | UPC | Ship Case | Weight/Case | A | B |
|------------------|-------|-----------|-------------|------|------|
| WCH1GFI | 81895 | 50 | 20 | 4.56 | 2.81 |
| WCH1GFIW* | 85576 | 50 | 20 | 4.56 | 2.81 |

*White

Features

- Heavy aluminum die cast cover with a spring loaded lid
- Weather seal gasket to block moisture
- Superior commercial quality die cast metal construction
- Installation instructions included
- Gray and white

Applications

- UL listed for wet locations
- For use with single gang outdoor device box

Standard Material

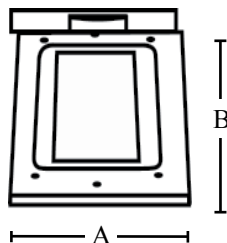
- Precision die cast aluminum

Standard Finish

- Premium powder coat finish

Single Gang Covers

Vertical GFCI



UL* Listed and 2011 NEC*
and NEMA* 3R Compliant

Features

- Heavy aluminum die cast cover with a spring loaded lid
- Weather seal gasket to block moisture
- Superior commercial quality die cast metal construction
- Installation instructions included
- Gray and white

Applications

- UL listed for wet locations
- For use with single gang outdoor device box

Standard Material

- Precision die cast aluminum

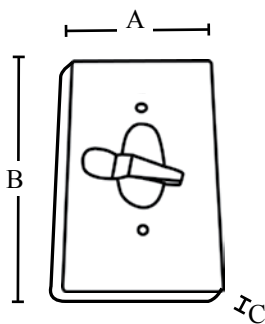
Standard Finish

- Premium powder coat finish

| Catalog Number | UPC | Ship Case | Weight/ Case | A | B |
|------------------|-------|-----------|--------------|------|------|
| WCV1GFI | 81896 | 50 | 20 | 2.81 | 4.56 |
| WCV1GFIW* | 85575 | 50 | 20 | 2.81 | 4.56 |

*White

Vertical Toggle Switch Heavy Duty Cover



UL* Listed and 2011 NEC*
and NEMA* 3R Compliant

Features

- Designed to fit over a toggle light switch and mounted in a weatherproof box
- Weather seal gasket to block moisture
- Superior commercial quality die cast metal construction
- Installation instructions included
- Gray

Applications

- UL listed for wet locations
- For use with single gang outdoor device box
- NEMA 3R compliant – resistant to rain, ice, and snow

Standard Material

- Precision die cast aluminum

Standard Finish

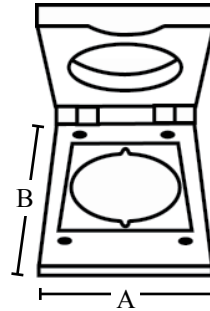
- Premium powder coat finish

| Catalog Number | UPC | Ship Case | Weight/ Case | A | B | C |
|----------------|-------|-----------|--------------|------|------|-----|
| WSC1VHD | 86861 | 25 | 7 | 2.81 | 4.57 | .63 |

Single Gang Covers

20A/30A Receptacle

30A/50A Receptacle



UL* Listed and 2011 NEC*
and NEMA* 3R Compliant

Features

- Heavy aluminum die cast cover with a spring loaded lid
- Weather seal gasket to block moisture
- Superior commercial quality die cast metal construction
- Installation instructions included
- Gray

Applications

- UL listed for wet locations
- For use with single gang outdoor device box

Standard Material

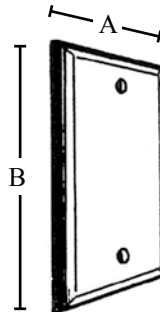
- Precision die cast aluminum

Standard Finish

- Premium powder coat finish

| Catalog Number | UPC | Ship Case | Weight/Case | A | B |
|------------------|-------|-----------|-------------|------|------|
| WCV11.625 | 85102 | 50 | 16 | 2.81 | 4.56 |
| WCV12.125 | 85113 | 50 | 16 | 2.81 | 4.56 |

Blank



UL* Listed and 2011 NEC*
and NEMA* 3R Compliant

Features

- Weather seal gasket to block moisture
- Installation instructions included
- Gray, bronze and white

Applications

- UL 514D suitable for wet locations
- For use with single gang outdoor device box

Standard Material

- Aluminum

Standard Finish

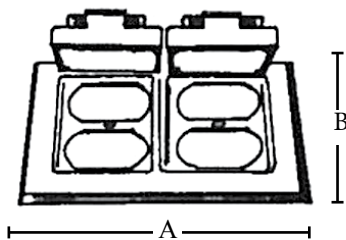
- Premium powder coat finish

| Catalog Number | UPC | Ship Case | Weight/Case | A | B |
|----------------|-------|-----------|-------------|------|------|
| WC1B | 81901 | 100 | 5 | 2.77 | 4.54 |
| WC1BB* | 85573 | 100 | 5 | 2.77 | 4.54 |
| WC1BW** | 86516 | 100 | 5 | 2.77 | 4.54 |

*Bronze **White

Double Gang Covers

Duplex



UL® Listed and 2011 NEC®
and NEMA® 3R Compliant

| Catalog Number | UPC | Ship Case | Weight/Case | A | B |
|----------------|-------|-----------|-------------|------|------|
| WCV2DUP | 81894 | 25 | 15 | 4.54 | 4.54 |

Features

- Heavy aluminum die cast cover with a spring loaded lid
- Weather seal gasket to block moisture
- Superior commercial quality die cast metal construction
- Installation instructions included
- Gray

Applications

- UL listed for wet locations
- For use with double gang outdoor device box

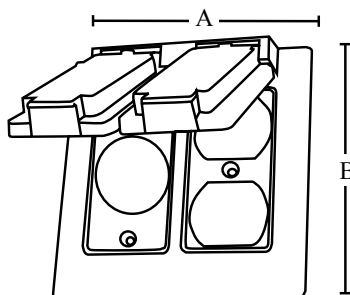
Standard Material

- Precision die cast aluminum

Standard Finish

- Premium powder coat finish

Duplex & Switch



UL® Listed and 2011 NEC®
and NEMA® 3R Compliant

| Catalog Number | UPC | Ship Case | Weight/Case | A | B |
|-----------------|-------|-----------|-------------|------|------|
| WCV2SDUP | 85101 | 25 | 16 | 4.54 | 4.54 |

Features

- Aluminum cast cover with a spring loaded lid
- Weather seal gasket to block moisture
- Superior commercial quality die cast metal construction
- Installation instructions included
- Gray

Applications

- UL listed for wet locations
- For use with double gang outdoor device box

Standard Material

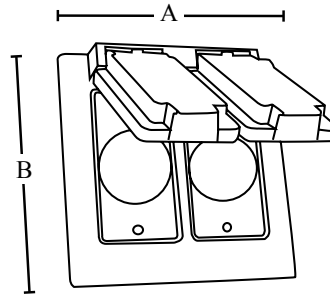
- Copper free aluminum

Standard Finish

- Premium powder coat finish

Double Gang Covers

15 Amp Switch



UL® Listed and 2011 NEC® and NEMA® 3R Compliant

Features

- Aluminum cast cover with a spring loaded lid
- Weather seal gasket to block moisture
- Superior commercial quality die cast metal construction
- Installation instructions included
- Gray

Applications

- UL listed for wet locations
- For use with double gang outdoor device box

Standard Material

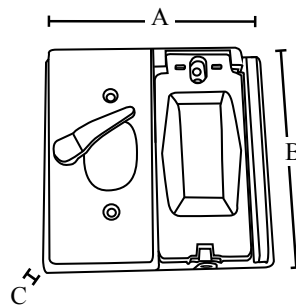
- Copper free aluminum

Standard Finish

- Premium powder coat finish

| Catalog Number | UPC | Ship Case | Weight/Case | A | B |
|----------------|-------|-----------|-------------|------|------|
| WCV21515 | 85100 | 25 | 16 | 4.54 | 4.54 |

5 in 1 Combo Cover Toggle Switch



UL® Listed and 2011 NEC® and NEMA® 3R Compliant

Features

- Aluminum cast cover with a spring loaded lid with polycarbonate inserts
- Lockable design
- Pre-installed adhesive gasket
- Superior commercial quality die cast metal construction
- Installation instructions included
- NEMA 3R compliant
- Gray

Applications

- UL listed for wet locations
- For use with double gang outdoor device box

Standard Material

- Copper free aluminum

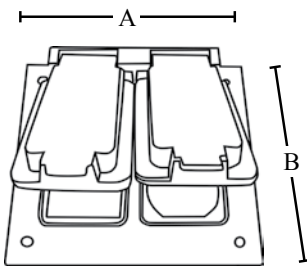
Standard Finish

- Premium powder coat finish

| Catalog Number | UPC | Ship Case | Weight/Case | A | B | C |
|----------------|-------|-----------|-------------|------|------|-----|
| WC25GFI | 86850 | 12 | 7 | 4.57 | 4.63 | .63 |

Double Gang Covers

Duplex-GFCI



UL* Listed and 2011 NEC* and NEMA* 3R Compliant

Features

- Aluminum cast cover with a spring loaded lid
- Weather seal gasket to keep moisture out
- Installation instructions included
- Gray

Applications

- UL listed for wet locations
- For use with double gang outdoor device box

Standard Material

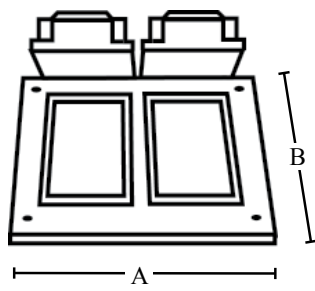
- Copper free aluminum

Standard Finish

- Premium powder coat finish

| Catalog Number | UPC | Ship Case | Weight/Case | A | B |
|-------------------|-------|-----------|-------------|------|------|
| WCV2DUPGFI | 85099 | 25 | 12 | 4.54 | 4.54 |

Vertical-GFCI



UL* Listed and 2011 NEC* and NEMA* 3R Compliant

Features

- Aluminum cast cover with a spring loaded lid
- Weather seal gasket to block moisture
- Superior commercial quality die cast metal construction
- Installation instructions included
- Gray

Applications

- UL listed for wet locations
- For use with double gang outdoor device box

Standard Material

- Precision die cast aluminum

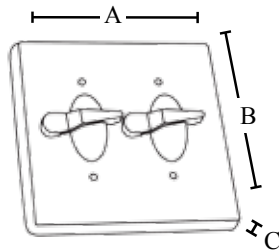
Standard Finish

- Premium powder coat finish

| Catalog Number | UPC | Ship Case | Weight/Case | A | B |
|----------------|-------|-----------|-------------|------|------|
| WCV2GFI | 81897 | 50 | 35 | 4.54 | 4.54 |

Double Gang Covers

Toggle Switch Heavy Duty



UL* Listed and 2011 NEC*
and NEMA* 3R Compliant

| Catalog Number | UPC | Ship Case | Weight/Case | A | B | C |
|----------------|-------|-----------|-------------|------|------|-----|
| WSC22HD | 86852 | 12 | 7 | 4.57 | 4.63 | .63 |

Features

- Designed to fit over a toggle light switch and mounted in a weatherproof box
- Polycarbonate inserts
- Weather seal gasket to block moisture
- Superior commercial quality die cast metal construction
- Installation instructions included
- NEMA 3R compliant
- Gray

Applications

- UL listed for wet locations
- For use with double gang outdoor device box
- Can be used in NEMA 3R application (resistant to rain, ice, and snow)

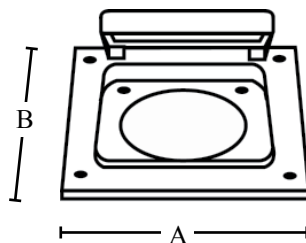
Standard Material

- Precision die cast aluminum

Standard Finish

- Premium powder coat finish

20/30/50 Amp Power Outlet



UL* Listed and 2011 NEC*
and NEMA* 3R Compliant

| Catalog Number | UPC | Ship Case | Weight/Case | A | B | Hole diameter |
|-----------------|-------|-----------|-------------|------|------|---------------|
| WCV22125 | 81899 | 8 | 7 | 4.54 | 4.54 | 2.125 |
| WCV2264 | 81900 | 8 | 7 | 4.54 | 4.54 | 2.64 |

Features

- Aluminum cast cover with a spring loaded lid
- Weather seal gasket to block moisture
- Installation instructions included
- Gray

Applications

- UL listed for wet locations
- For use with double gang outdoor device box

Standard Material

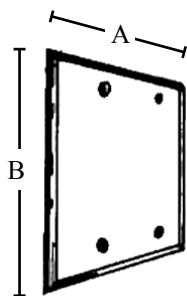
- Copper free aluminum

Standard Finish

- Premium powder coat finish

Double Gang Covers

Blank



UL* Listed and 2011 NEC*
and NEMA* 3R Compliant

Features

- Aluminum cast cover
- Weather seal gasket to block moisture
- Installation instructions included
- Superior commercial quality die cast metal construction
- Gray, bronze and white

Applications

- UL 514D for wet locations
- For use with double gang outdoor device box

Standard Material

- Precision die cast aluminum

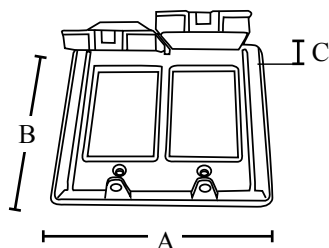
Standard Finish

- Premium powder coat finish

| Catalog Number | UPC | Ship Case | Weight/Case | A | B |
|----------------|-------|-----------|-------------|------|------|
| WC2B | 81902 | 100 | 11 | 4.62 | 4.57 |
| WC2BB* | 86518 | 100 | 11 | 4.62 | 4.57 |
| WC2BW** | 86517 | 100 | 11 | 4.62 | 4.57 |

*Bronze **White

25 in 1 Vertical Multi-Use Cover



UL* Listed and 2011 NEC*
and NEMA* 3R Compliant

Features

- Aluminum cast multi-use cover with spring loaded lid
- Weather seal gasket to block moisture
- Superior commercial quality die cast metal construction
- Installation instructions included
- Gray, bronze and white

Applications

- For receptacles in damp or wet locations
- For use with double gang outdoor device box

Standard Material


- Precision die cast aluminum

Standard Finish

- Premium powder coat finish

| Catalog Number | UPC | Ship Case | Weight/Case | A | B | C |
|------------------|-------|-----------|-------------|------|------|------|
| WC2225 | 86534 | 10 | 17 | 4.56 | 4.56 | .551 |
| WC2225B* | 86536 | 10 | 17 | 4.56 | 4.56 | .551 |
| WC2225W** | 86535 | 10 | 17 | 4.56 | 4.56 | .551 |

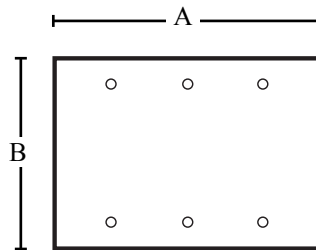
*Bronze **White



25-1 possible snap in configurations

Triple Gang Covers

Blank



UL® Listed and 2011 NEC® and NEMA® 3R Compliant

Features

- Aluminum cast cover
- Weather seal gasket to block moisture
- Superior commercial quality die cast metal construction
- Installation instructions included
- Gray

Applications

- UL 514D suitable for wet locations
- For use with triple gang outdoor device box
- NEMA 3R compliant – resistant to rain, ice and snow

Standard Material

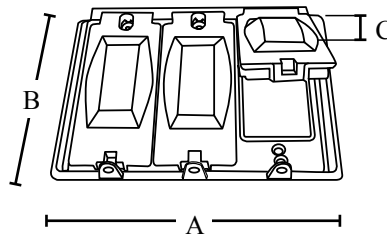
- Precision die cast aluminum

Standard Finish

- Premium powder coat finish

| Catalog Number | UPC | Ship Case | Weight/Case | A | B |
|----------------|-------|-----------|-------------|-------|------|
| WC3B | 86519 | 5 | 2 | 6.338 | 4.57 |

125 in 1 Vertical Multi-Use Cover



UL® Listed and 2011 NEC® and NEMA® 3R Compliant

Features

- Aluminum cast multi-use cover with a spring loaded lid
- Weather seal gasket to block moisture
- Installation instructions included
- Gray

Applications

- For receptacles in damp or wet locations
- For use with triple gang outdoor device box

Standard Material

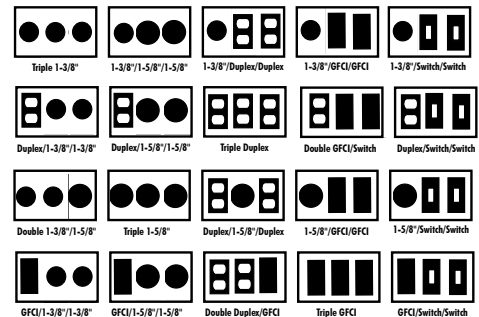
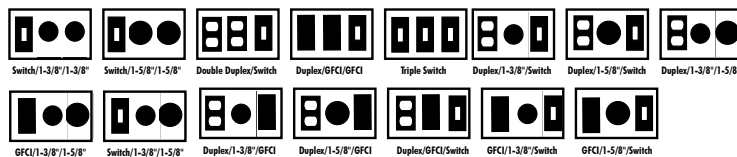
- Copper free aluminum

Standard Finish

- Premium powder coat finish

| Catalog Number | UPC | Ship Case | Weight/Case | A | B | C |
|----------------|-------|-----------|-------------|-------|------|------|
| WC3325 | 86537 | 5 | 6 | 6.338 | 4.57 | .551 |

Up to 125 possible configurations



showing 35 configurations

Single Gang In-Use Covers

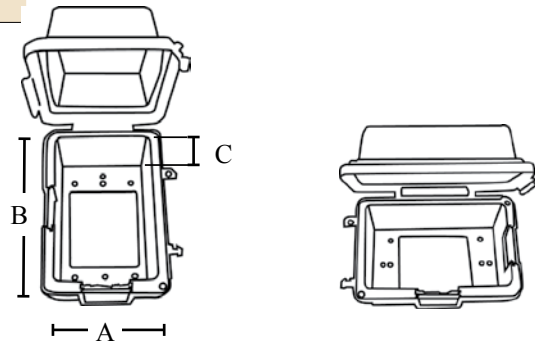
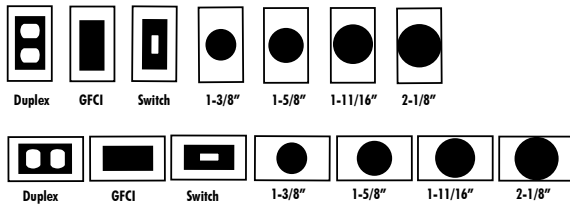
16 in 1 In-Use Cover



UL® Listed and 2011 NEC* and NEMA® 3R Compliant

| Catalog Number | UPC | Ship Case | Weight/Case | A | B | C |
|----------------|-------|-----------|-------------|------|------|------|
| WCIU1 | 83687 | 24 | 11 | 2.81 | 4.56 | 2.75 |
| WCIU1D | 86553 | 24 | 14 | 2.81 | 4.56 | 3.50 |

Showing 14 possible snap in configurations

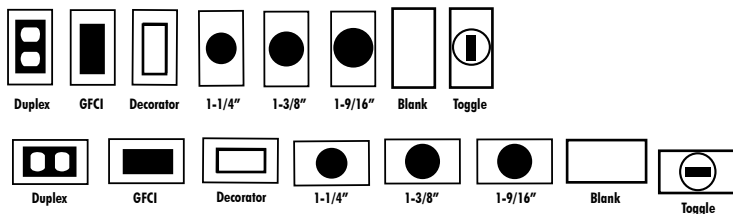


16 in 1 Extra Duty In-Use Single Gang Cover



NEMA 3R Rated, NEC 2014 compliant [article 406.9 (A) & (B)(1) "extra duty" cULus-5FX8

16-1 snap in configurations



| Catalog Number | UPC | Ship Case | Weight/Case | A | B | C Depth |
|----------------|-------|-----------|-------------|-----|-----|---------|
| WCIU1SD | 87318 | 8 | 22 | 6.0 | 4.6 | 3.1 |

Features

- Mounts vertically or horizontally
- Pre-installed adhesive gasket
- Swivel device adapter enables tool free installation
- Snap in adapters enable tool free installation
- Lockable to prevent accidental disconnects
- Meets 2008 NEC article 406.8 (B) (1)
- NEMA 3R compliant
- Gray with clear cover

Applications

- UL listed for wet locations
- For use with duplex receptacles, GFCI, toggle, 1-3/8" & 1-5/8" round

Standard Material

- High impact polycarbonate

Standard Finish

- Premium powder coat finish

Features

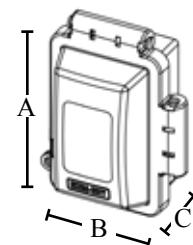
- Includes three inserts
- 16 Installation combinations
- Horizontal/vertical mounting system
- Lockable
- Includes attached gasket and mounting hardware
- Adapters included for duplex and GFCI
- Fast mounting screw attachment
- Super duty hinge system
- Compatible with full size padlocks
- Patent pending extra-duty hinge system

Application

- Used when an outdoor outlet requires weatherproof protection for both residential and commercial applications


Standard Material

- High impact polycarbonate



Single Gang In-Use Covers

7 in 1 Metal In-Use Cover



UL® Listed and 2011 NEC® and NEMA® 3R Compliant

Meets and exceeds extra duty per 2011 NEC article 406.9.(B);
UL 514D and CSA C22.2 No. 421-00
NEMA 3R Rating Compliant;
UL standard 514D, cULus Listed: E254321; NEMA FB 1;
Federal Spec. A-A-50563

Features

- Low profile multi height metal extra duty in use cover
- Impact rated, withstands today's destructive forces
- Reinforced hinge withstands 40 lbs. stress test
- Lockable to prevent accidental disconnects
- Patent snap in adapters enables tool free installation
- Swing bar up or down for patent multi height position
- Expands out to 3-1/2" to gain extra clearance and accommodate internal cords
- Sleek industrial design
- Easy to open
- Extra large cord opening for heavy gauge cords

Applications

- Extra duty metal in use covers are designed for use whenever weatherproof protection is required while an outlet is in use
- Provides superior protection for industrial, commercial and residential electrical receptacles

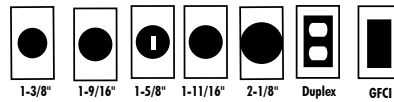
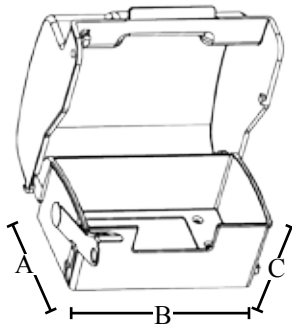
Standard Material

- Copper free aluminum

Standard Finish

- Premium powder coat finish

| Catalog Number | UPC | Opening | Ship Case | Weight/Case | A | B | C |
|----------------|-------|------------------|-----------|-------------|------|------|------|
| WCIU1VM | 86853 | 2.75-3.50 | 10 | 10.5 | 4.61 | 3.07 | 2.39 |
| WCIU1HM | 86854 | 2.75-3.50 | 10 | 10.5 | 2.83 | 4.61 | 2.39 |

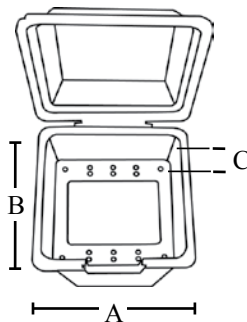


Double Gang In-Use Covers

31 in 1 In-Use Cover



UL® Listed and 2011 NEC® and NEMA® 3R Compliant



Features

- Mounts vertically
- Pre-installed adhesive gasket
- Swivel device adapter enables tool free installation
- Snap in adapters enable tool free installation
- Meets 2008 NEC article 406.8 (B) (1)
- NEMA 3R compliant
- Gray with clear cover

Applications

- UL listed for receptacles in damp or wet locations
- For use with duplex receptacles, GFCI, toggle, 1-3/8" & 1-5/8" round


Standard Material

- High impact polycarbonate

Standard Finish

- Premium powder coat finish

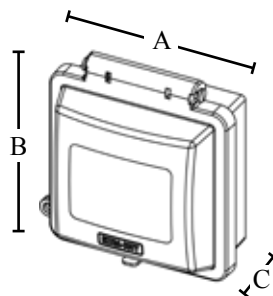
| Catalog Number | UPC | Ship Case | Weight/Case | A | B | C |
|----------------|-------|-----------|-------------|------|------|------|
| WCiU2 | 83688 | 10 | 10 | 4.40 | 4.54 | 3.50 |



73 in 3 Extra Duty In-Use Cover



NEMA 3R Rated, NEC 2014 compliant [article 406.9 (A) & (B)(1) "extra duty"] cULus-5FX8



Features

- Includes 7 inserts
- 73 Installation combinations
- Lockable
- Includes attached gasket and mounting hardware
- Adapters included for duplex and GFCI
- Fast mounting screw attachment
- Compatible with full size padlocks
- Patent pending extra-duty hinge system

Applications

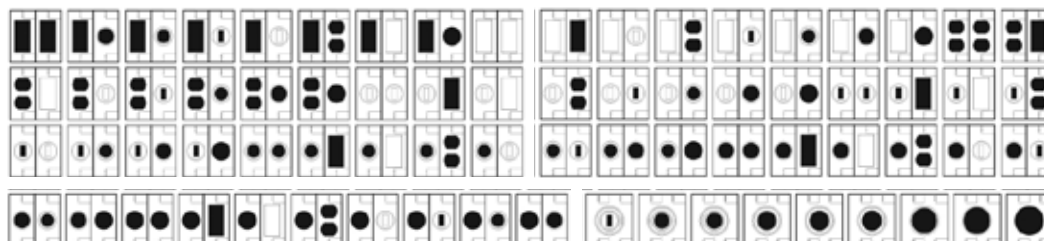
- Used when an outdoor outlet requires weatherproof protection for both residential and commercial applications

Standard Material

- High impact polycarbonate

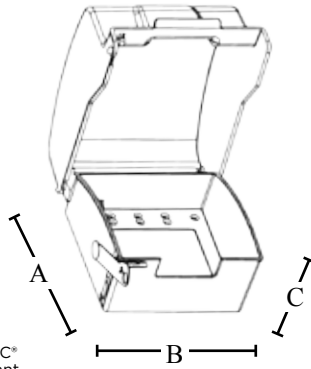
| Catalog Number | UPC | Ship Case | Weight/Case | A | B | C Depth |
|----------------|-------|-----------|-------------|-----|-----|---------|
| WCiU2SD | 87319 | 6 | 35 | 6.0 | 6.0 | 3.1 |

Multiple combinations of Duplex, GFCI, Decorator, Blank toggle, Large toggle, 1-1/4", 1-3/8", 1-9/16", 1-5/8", 1-11/16", 2-1/8", 2-1/4", 2-7/16"



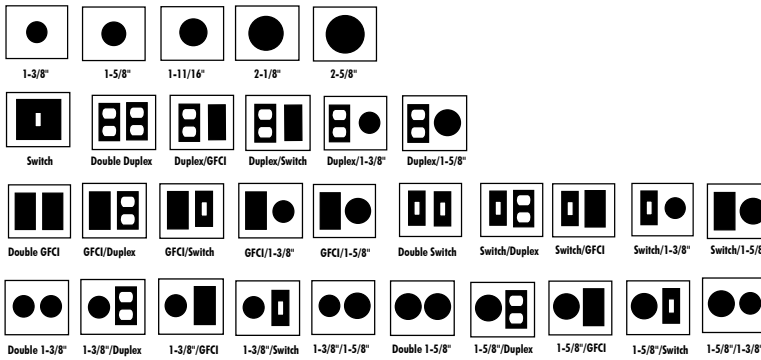
Double Gang In-Use Covers

31 in 1 Metal In-Use Cover



UL* Listed and 2011 NEC* and NEMA* 3R Compliant

| Catalog Number | UPC | Opening | Ship Case | Weight/Case | A | B | C |
|----------------|-------|------------------|-----------|-------------|------|------|------|
| WCIU2M | 86855 | 3.50-4.50 | 6 | 12.6 | 4.61 | 4.61 | 2.39 |



Features

- Low profile multi height metal extra duty in use cover
- Impact rated, withstands today's destructive forces
- Reinforced hinge withstands 40 lbs. stress test
- Lockable to prevent accidental disconnects
- Patent snap in adapters (no tools required)
- Swing bar up or down for patent multi height position
- Expands out to 4-1/2" to gain extra clearance and accommodate internal cords
- Sleek industrial design
- Easy to open
- Extra large cord opening for heavy gauge cords

Applications

- Extra duty metal in use covers are designed for use whenever weatherproof protection is required while an outlet is in use
- Provides superior protection for industrial, commercial and residential electrical receptacles

Standard Material

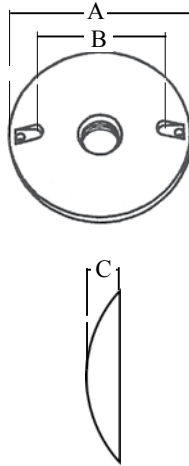
- Copper free aluminum

Standard Finish

- Premium powder coat finish

Round Covers

1, 2 or 3 Hole



Features

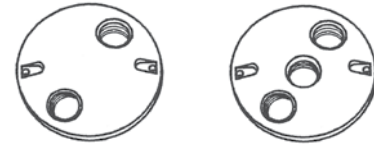
- 1, 2, or 3 non NPT threads
- Weather seal gasket blocks moisture
- Installation instructions included
- Gray, bronze and white

Applications

- For use with round outdoor device box

Standard Material

- Copper free aluminum

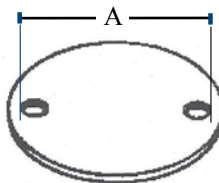


UL* Listed and 2011 NEC* and NEMA* 3R Compliant

| Catalog Number | UPC | # Holes | KO | Ship Case | Weight/Case | A | B | C |
|------------------|-------|----------|-------------|-----------|-------------|------|-----|------|
| WRC150 | 81132 | 1 | 1/2" | 50 | 9 | 4.50 | 3.5 | 8.75 |
| WRC150B* | 86527 | 1 | 1/2" | 50 | 9 | 4.50 | 3.5 | 8.75 |
| WRC250 | 81133 | 2 | 1/2" | 50 | 9 | 4.50 | 3.5 | 8.75 |
| WRC350 | 81134 | 3 | 1/2" | 50 | 9 | 4.50 | 3.5 | 8.75 |
| WRC350B* | 85582 | 3 | 1/2" | 50 | 9 | 4.50 | 3.5 | 8.75 |
| WRC150W** | 83616 | 1 | 1/2" | 50 | 9 | 4.50 | 3.5 | 8.75 |
| WRC250W** | 83617 | 2 | 1/2" | 50 | 10 | 4.50 | 3.5 | 8.75 |
| WRC350W** | 83618 | 3 | 1/2" | 50 | 10 | 4.50 | 3.5 | 8.75 |

*Bronze **White

Blank



Features

- Weather seal gasket to keep moisture out
- Will fit round outlet boxes
- Installation instructions included
- Natural finish

Applications

- For use with round outdoor device box
- UL listed for wet locations

Standard Material

- Copper free aluminum

Standard Finish

- Premium powder coat finish

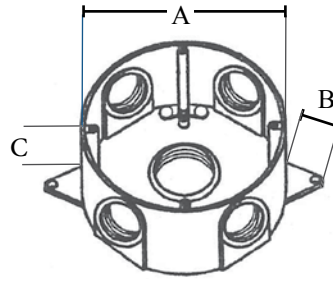


UL* Listed and 2011 NEC* and NEMA* 3R Compliant

| Catalog Number | UPC | Ship Case | Weight/Case | A |
|----------------|-------|-----------|-------------|------|
| WRCB | 81903 | 100 | 8 | 4.08 |

4" Round Box

5 Hole



UL* Listed and 2011 NEC* and NEMA® 3R Compliant

Features

- 17.2 cubic inch capacity
- Includes four closure plugs and grounding screws
- 1/2" or 3/4" knockouts
- For wall or ceiling mounting
- Installation instructions included
- Gray, bronze and white

Applications

- UL listed for wet locations
- For use with all round outlet box and lampholder covers

Standard Material

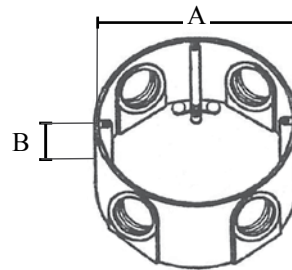
- Copper free aluminum

| Catalog Number | UPC | KO | Ship Case | Weight/Case | A | B | C |
|-------------------|-------|-------------|-----------|-------------|------|-----|------|
| WRB1550 | 81890 | 1/2" | 25 | 14 | 4.31 | .65 | 1.58 |
| WRB1550B* | 85580 | 1/2" | 25 | 14 | 4.31 | .65 | 1.58 |
| WRB1550W** | 83631 | 1/2" | 25 | 14 | 4.31 | .65 | 1.58 |
| WRB1575 | 81891 | 3/4" | 25 | 14 | 4.31 | .65 | 1.58 |
| WRB1575W** | 83632 | 3/4" | 25 | 14 | 4.31 | .65 | 1.58 |

*Bronze **White

4" Round Extensions

4 Hole



UL* Listed and 2011 NEC* and NEMA® 3R Compliant

Features

- Corrosion resistant die cast construction
- 1/2" or 3/4" knockouts
- Installation instructions included

Applications

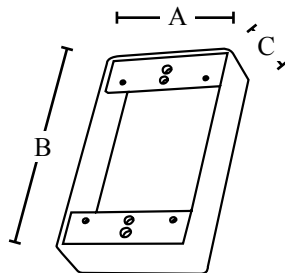
- Expands cubic capacity and enables flush finish
- UL listed for wet locations

Standard Material

- Copper free aluminum

| Catalog Number | UPC | KO | Ship Case | Weight/Case | A | B |
|------------------|-------|-------------|-----------|-------------|------|------|
| WRB450EXT | 83576 | 1/2" | 10 | 6 | 4.31 | 1.58 |
| WRB475EXT | 83577 | 3/4" | 10 | 6 | 4.31 | 1.58 |

Single Gang Extension Rectangle



Features

- Installation instructions included
- Superior commercial quality die cast metal construction

Applications

- Expands cubic capacity and enables flush finish

Standard Material

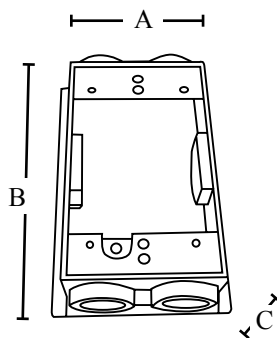
- Copper free aluminum

Standard Finish

- Premium powder coat finish

| Catalog Number | UPC | Ship Case | Weight/Case | A | B | C Depth |
|----------------|-------|-----------|-------------|------|------|---------|
| WB1EXT | 85111 | 24 | 21 | 2.81 | 4.56 | 1.00 |

4 Hole



UL* Listed and 2011 NEC*
and NEMA* 3R Compliant

Features

- 1/2" or 3/4" knockouts
- Installation instructions included

Applications

- Expands cubic capacity and enables flush finish
- UL listed for wet locations

Standard Material

- Copper free aluminum

Standard Finish

- Premium powder coat finish

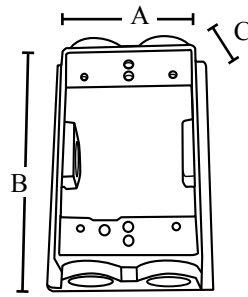
| Catalog Number | UPC | KO | Ship Case | Weight/Case | A | B | C |
|------------------|-------|-------------|-----------|-------------|-------|-------|-------|
| WB1450EXT | 85096 | 1/2" | 25 | 18 | 3.464 | 5.236 | 1.575 |
| WB1475EXT | 86547 | 3/4" | 25 | 16 | 3.464 | 5.236 | 1.575 |

Single Gang Extensions

6 Hole



UL* Listed and 2011 NEC* and NEMA* 3R Compliant



Features

- NPT threads
- 1/2" or 3/4" knockouts
- Installation instructions included

Applications

- Expands cubic capacity and enables flush finish
- UL listed for wet locations

Standard Material

- Copper free aluminum

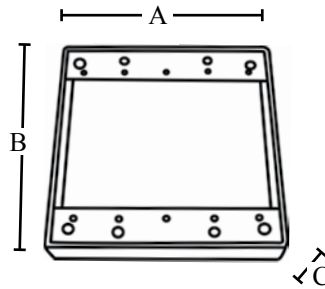
Standard Finish

- Premium powder coat finish

| Catalog Number | UPC | KO | Ship Case | Weight/Case | A | B | C |
|------------------|-------|-------------|-----------|-------------|-------|-------|-------|
| WB1650EXT | 86548 | 1/2" | 25 | 16 | 3.464 | 5.236 | 1.575 |
| WB1675EXT | 86549 | 3/4" | 25 | 14 | 3.464 | 5.236 | 1.575 |

Double Gang Extension

Square



Features

- Installation instructions included
- Superior commercial quality die cast metal construction

Applications

- Expands cubic capacity and enables flush finish

Standard Material

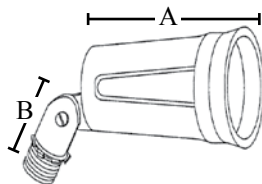
- Copper free aluminum

Standard Finish

- Premium powder coat finish

| Catalog Number | UPC | Ship Case | Weight/Case | A | B | C |
|----------------|-------|-----------|-------------|------|------|------|
| WB2EXT | 85097 | 25 | 25 | 4.56 | 4.56 | 1.00 |

Par Lamp Holders



| Catalog Number | UPC | KO | Ship Case | Weight/Case | A | B |
|------------------|-------|------|-----------|-------------|------|------|
| WPAR50 | 80868 | 1/2" | 50 | 22 | 2.57 | 2.00 |
| WPAR50B* | 85579 | 1/2" | 50 | 22 | 2.57 | 2.00 |
| WPAR50W** | 83633 | 1/2" | 50 | 22 | 2.57 | 2.00 |

*Bronze **White

Features

- Medium base
- 1/2" locknut and gasket included
- 150 Watts
- Max Par38
- Swivels 180°
- Gray, bronze and white

Applications

- UL listed for wet locations

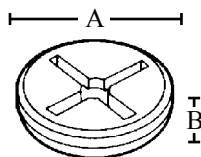
Standard Material

- Copper free aluminum

Standard Finish

- Premium powder coat finish

Closure Plugs



| Catalog Number | UPC | KO | Ship Case | Weight/Case | A | B |
|------------------|-------|------|-----------|-------------|------|-----|
| WP50 | 19700 | 1/2" | 100 | 2 | .79 | .33 |
| WP75 | 19710 | 3/4" | 50 | 2 | 1.00 | .30 |
| WP100 | 19720 | 1" | 25 | 2 | 1.23 | .28 |
| Plastic | | | | | | |
| WP50PL | 86412 | 1/2" | 100 | 1 | .79 | .33 |
| WP50PLB* | 86521 | 1/2" | 50 | 1 | .79 | .33 |
| WP50PLW** | 86520 | 1/2" | 50 | 1 | .79 | .33 |
| WP75PL | 86413 | 3/4" | 25 | 1 | 1.00 | .30 |
| WP100PL | 86414 | 1" | 25 | 1 | 1.23 | .28 |

*Bronze **White

Features

- 1/2" - 1" closure plugs
- Gray, bronze and white

Applications

- Safely seal off unused hubs in metallic outlet boxes
- UL listed for wet locations

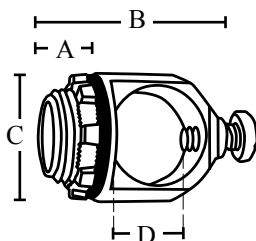
Standard Material

- Cast aluminum with powder coat finish or plastic

Standard Finish

- Cast aluminum – premium powder coat finish

Box Holder



| Catalog Number | UPC | KO | Ship Case | Weight/Case | A | B | C | D |
|----------------|-------|------|-----------|-------------|------|------|-------|------|
| WPBH50 | 86900 | 1/2" | 25 | 40 | .380 | 1.55 | 1.125 | .860 |

Features

- Can be used as an external means of support to meet the requirements of 2011 NEC Section 314-23
- Gray

Applications

- Stubs up electrical boxes, and fire alarms with rigid pipe between bar joists
- Installation is easy—simply insert the box support into the electrical box. The entire assembly is held secure with a 1/2" rigid steel conduit or water pipe

Standard Material

- Corrosion resistant die cast zinc

Vaporproof Fixtures



Features

- Ceiling, wall or pendant mounting
- All assembled fixtures are equipped with 5 holes and available with 1/2" & 3/4" threaded holes
- Socket with leads
- Heat resistant glass globe
- Prevents moisture entry
- Industrial grade, fully gasketed
- Designed to protect the interior from deteriorating effect of ice, corrosive fumes, and non-explosive vapors
- Gray

Applications

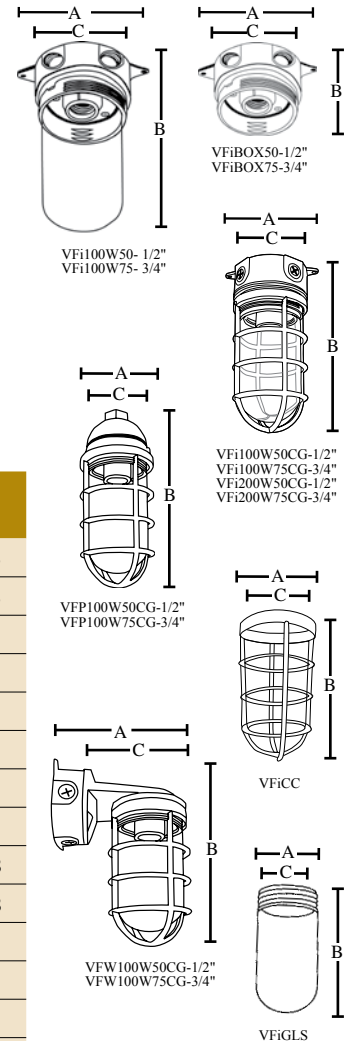
- Maintains illumination for safety and performance in inclement weather
- UL listed for wet locations

Standard Material

- Rugged die cast copper free aluminum

Standard Finish

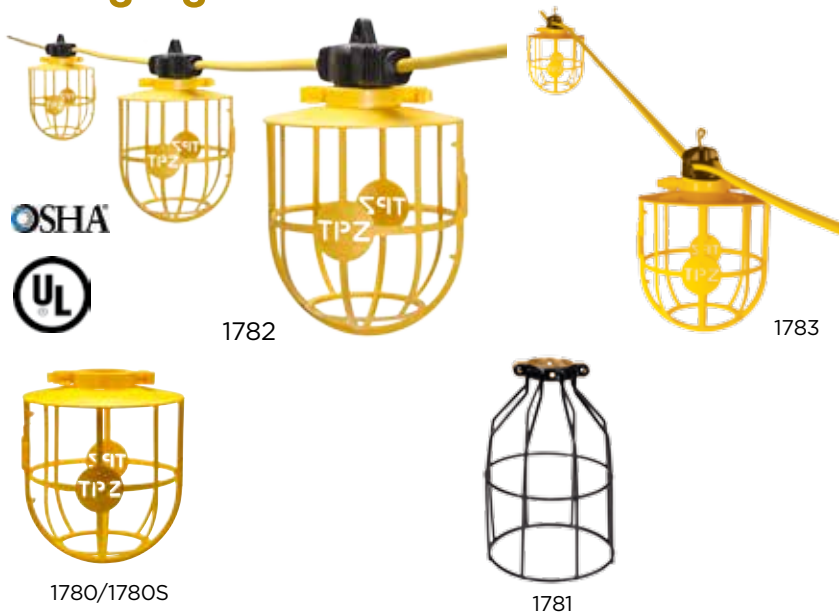
- Premium powder coat finish



| Catalog Number | UPC | # of Holes | Thread Size | Ship Case | Weight/Case | A | B | C |
|---------------------------|-------|------------|-------------|-----------|-------------|------|-------|------|
| VF100W50 | 83868 | 5 | 1/2" | 6 | 13 | 5.25 | 8.5 | 3.25 |
| VF100W75 | 83869 | 5 | 3/4" | 6 | 13 | 5.25 | 8.5 | 3.25 |
| VF100W50CG | 85156 | 5 | 1/2" | 6 | 16 | 5.25 | 9.0 | 4.13 |
| VF100W75CG | 85157 | 5 | 3/4" | 6 | 16 | 5.25 | 9.0 | 4.13 |
| VF200W50CG | 85561 | 5 | 1/2" | 6 | 16 | 5.25 | 11.50 | 5.15 |
| VF200W75CG | 85562 | 5 | 3/4" | 6 | 16 | 5.25 | 11.50 | 5.15 |
| VFIBOX50 | 83872 | 5 | 1/2" | 12 | 13 | 5.25 | 3.5 | 4.13 |
| VFIBOX75 | 83871 | 5 | 3/4" | 12 | 13 | 5.25 | 3.5 | 4.13 |
| VFP100W50CG | 85235 | - | 1/2" | 6 | 17 | 4.13 | 10.25 | 3.88 |
| VFP100W75CG | 85236 | - | 3/4" | 6 | 17 | 4.13 | 10.25 | 3.88 |
| VFW100W50CG | 85237 | 5 | 1/2" | 6 | 19 | 7.25 | 10.00 | 4.13 |
| VFW100W75CG | 85238 | 5 | 3/4" | 6 | 19 | 7.25 | 10.00 | 4.13 |
| Vaporproof 7" Glass Globe | | | | | | | | |
| VFiGLS | 85155 | | | 6 | 6 | 3.25 | 7.00 | 3.00 |
| 7" Cast Cage | | | | | | | | |
| VFiCC | 83936 | | | 16 | 18 | 4.25 | 7.25 | 4.13 |

Temporary Lighting

String Lights



Features

- 1782-OSHA Compliant
- 1782-NEC approved
- 1782- UL listed

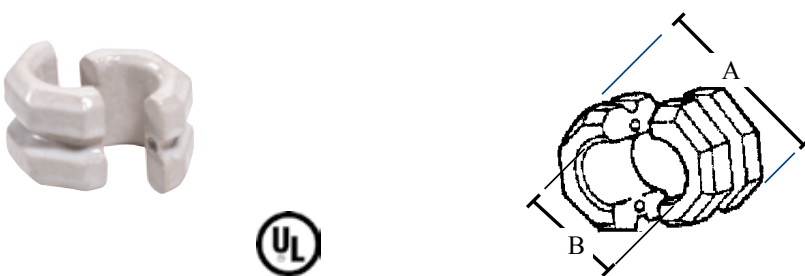
Applications

- Can be used on job sites, parking lots & other commercial or industrial locations requiring a temporary light source
- All lighting strings are rated 125V AC, 15A for min. 14/2 and 14/3 cable and 125V AC 20A for min. 12/2 and 12/3 cable. Each lamp holder shall be individually rated for its maximum intended wattage lamp. The maximum wattage rating of an individual lamp holder shall not exceed 150W

| Catalog Number | UPC | Description | Trade Size | Unit Carton | Quantity | Weight/Case |
|----------------|-------|---|-------------|-------------|----------|-------------|
| 1782 | 84010 | Temp. lighting molded cord with plug ends | 14-2 | 1 | 100 Ft. | 11 |
| 1783 | 84011 | Temp. lighting flat wire pin type socket | 14-2 | 1 | 100 Ft. | 10 |
| 1780 | 84008 | Yellow plastic cage medium base lamp socket | --- | 100 | 100 | 15 |
| 1781 | 84009 | Metal replacement cage | --- | 10 | 10 | 11 |
| 1780S | 87126 | Yellow plastic cage for pin type socket | --- | 100 | 100 | 15 |

Victor Split Knobs

For Running Temporary Lighting



Features

- Porcelain construction promotes lasting performance
- Use with Topaz's Pigtail Socket

Applications

- For use as an insulator in temporary lighting applications

Standard Material

- Glazed porcelain

| Catalog Number | UPC | Size | Ship Case | Weight/Case | A | B |
|----------------|-------|---------------|-----------|-------------|-------|------|
| V22 | 33515 | 1" | 100 | 38 | 2.125 | 1.00 |
| V38 | 33516 | 1-1/2" | 50 | 104 | 3.00 | 1.50 |

Pigtail Sockets

60/600V



Features

- Right handed threaded
- Left handed threaded
- #14 stranded
- Brass shell contact

Applications

- Ideal for all temporary lighting applications
- Suitable for indoor and outdoor use

Standard Material

- Rubber

| Catalog Number | UPC | Size | Left/Right Handed | Unit Carton | Ship Case | Weight/Case | Wire Size |
|----------------|-------|----------------|-------------------|-------------|-----------|-------------|-----------|
| T124 | 33517 | 6" Long | Right | 25 | 250 | 32 | 14 GA |
| T124L | 85697 | 6" Long | Left | 25 | 250 | 32 | 14 GA |

Highbay Worklight

400 Watt



**UL and cUL Listed
for Damp locations**



Meets EISA 2007 for energy efficiency.
Meets NEC 2005 and 2008 requirements.

Features

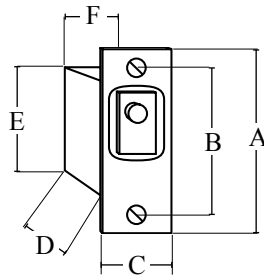
- Fully assembled to save time and labor costs
- Multi-tap ballast: 120V, 208V, 240V, 277V (Factory wired 120V)
- 400W, clear MH pulse start lamp included
- Corrosion resistant welded steel safety cage included
- Replacement cages can also be purchased separately
- Two .75" knockouts for conduit access for multiple HID fixtures on back
- Easy carry handle
- Type "O" spring loaded pink porcelain screw shell socket
- Heavy duty corrosion resistant welded steel safety cage included (can also be purchased separately #17400CG)
- 3 ft. power cord #18/3 SSJTOW with NEMA 5-15120V, 15 amp plug
- Vented ballast housing to reduce temperature & overheating
- Steel housing, white powder coat finish
- 400W MH Pulse Start Type "O" Lamp included (Use Topaz MP400/BU/PS-37 replacement bulb)
- Open/Close bottom guard 10" opening for easy re-lamping

Applications

- Meets OSHA requirements for minimum illumination of work areas when properly installed

| Catalog Number | UPC | Trade Size | Ship Case | Weight Case |
|----------------|-------|-------------|-----------|-------------|
| 17400HB | 86898 | 3/4" | 1 | 24 |
| 17400CG | 86901 | --- | 6 | 17 |

Pressure Sensitive Door & Canopy Switch



Features

- Equipped with wire leads and all screws
- Comes with metal box and steel plate with bronze coating
- Only 14 oz. pressure activates switch
- Back box of cold rolled steel
- Rating: 10a, 125V AC, 6A-250V single pole
- On when door opens

Applications

- General purpose electric door switch for indoor use on sliding or hinged doors in locations such as: closets, darkroom, walk in refrigerators and off stage areas

| Catalog Number | UPC | Unit Carton | Ship Case | Weight/Case | A | B | C | D | E | F |
|----------------|-------|-------------|-----------|-------------|-------|---|------|---|-------|------|
| SD1 | 84007 | 1 | 100 | 50 | 3.875 | 3 | 1.25 | 2 | 2.625 | 1.25 |

Switch/Faceplate assembly, steel back box

(4) - #6 x 5/8" flathead steel wood screws

(2) - #6 32 x 1/2" flathead brass plated screws

(1) - #8 green tone ground screw

| | | | | | |
|-------------|------------|-------------|------------|---------------|------------|
| 0..... | 3-24 | 53SLT..... | 2-9 | 75B750..... | 10-4, 10-5 |
| 0B..... | 3-24 | 54SLT..... | 2-9 | 75B850..... | 10-4, 10-5 |
| 1..... | 3-24 | 55SLT..... | 2-9 | 76..... | 8-13 |
| 1B..... | 3-24 | 56SLT..... | 2-9 | 77..... | 8-13 |
| 2..... | 3-24 | 51..... | 9-10 | 78..... | 8-13 |
| 2B..... | 3-24 | 51AL..... | 9-11 | 79..... | 8-13 |
| 3..... | 3-24 | 52..... | 9-10 | 80..... | 8-13 |
| 3B..... | 3-24 | 52AL..... | 9-11 | 81..... | 9-1 |
| 4..... | 3-24 | 53..... | 9-10 | 82..... | 9-1 |
| 4B..... | 3-24 | 53AL..... | 9-11 | 83..... | 9-1 |
| 11..... | 9-5 | 54..... | 9-10 | 84..... | 9-1 |
| 11AL..... | 9-11 | 54AL..... | 9-11 | 85..... | 9-1 |
| 12..... | 9-5 | 55..... | 9-10 | 86..... | 9-1 |
| 12AL..... | 9-11 | 55AL..... | 9-11 | 87..... | 9-1 |
| 13..... | 9-5 | 56..... | 9-10 | 88..... | 9-1 |
| 13AL..... | 9-11 | 56AL..... | 9-11 | 89..... | 9-1 |
| 14..... | 9-5 | 57..... | 9-10 | 89A..... | 9-1 |
| 14AL..... | 9-11 | 57AL..... | 9-11 | 89A15..... | 9-3 |
| 15..... | 9-5 | 58..... | 9-10 | 89A22..... | 9-2 |
| 15AL..... | 9-11 | 58AL..... | 9-11 | 89A30..... | 9-2 |
| 16..... | 9-5 | 59..... | 9-10 | 89A36..... | 9-3 |
| 16AL..... | 9-11 | 59AL..... | 9-11 | 89A42..... | 9-3 |
| 17..... | 9-5 | 60..... | 9-10 | 89A48..... | 9-3 |
| 17AL..... | 9-11 | 60A..... | 9-10 | 90..... | 3-24 |
| 18..... | 9-5 | 60AL..... | 9-11 | 100..... | 3-17 |
| 18AL..... | 9-11 | 60B..... | 9-10 | 100B560..... | 10-4, 10-5 |
| 19..... | 9-5 | 61..... | 9-4 | 100B650..... | 10-4, 10-5 |
| 19AL..... | 9-11 | 61AL..... | 9-10 | 100B750..... | 10-4, 10-5 |
| 20..... | 9-5 | 62..... | 9-4 | 100B850..... | 10-4, 10-5 |
| 20A..... | 9-5 | 62AL..... | 9-10 | 100C1050..... | 10-4, 10-5 |
| 20AL..... | 9-11 | 63..... | 9-4 | 100C950..... | 10-4, 10-5 |
| 20B..... | 9-5 | 63AL..... | 9-10 | 100DSP..... | 3-3 |
| 21..... | 9-1 | 64..... | 9-4 | 100i..... | 3-17 |
| 22..... | 9-1 | 64AL..... | 9-10 | 100M..... | 3-18 |
| 23..... | 9-1 | 65..... | 9-4 | 101..... | 3-17 |
| 24..... | 9-1 | 65AL..... | 9-10 | 101DSP..... | 3-3 |
| 25..... | 9-1 | 66..... | 9-4 | 101i..... | 3-17 |
| 26..... | 9-1 | 66AL..... | 9-10 | 101M..... | 3-18 |
| 27..... | 9-1 | 67..... | 9-4 | 101Mi..... | 3-18 |
| 28..... | 9-1 | 67AL..... | 9-10 | 102..... | 3-17 |
| 29..... | 9-1 | 68..... | 9-4 | 102i..... | 3-17 |
| 30..... | 9-1 | 68AL..... | 9-10 | 102M..... | 3-18 |
| 31..... | 11-5 | 69..... | 9-4 | 102Mi..... | 3-18 |
| 32..... | 11-5 | 69AL..... | 9-10 | 103..... | 3-17 |
| 33..... | 11-5 | 70..... | 9-4 | 103i..... | 3-17 |
| 33R..... | 12-1 | 70A..... | 9-4 | 103M..... | 3-18 |
| 34S..... | 12-1 | 70AL..... | 9-10 | 103Mi..... | 3-18 |
| 45..... | 12-12 | 70A36..... | 9-7 | 104..... | 3-17 |
| 46..... | 12-2 | 70A42..... | 9-7 | 104i..... | 3-17 |
| 47..... | 12-2 | 70A48..... | 9-7 | 104M..... | 3-18 |
| 48..... | 11-17 | 70A60..... | 9-7 | 104Mi..... | 3-18 |
| 49..... | 11-17 | 70B..... | 9-4 | 105..... | 3-17 |
| 49L..... | 11-17 | 70B36..... | 9-7 | 105i..... | 3-17 |
| 50..... | 11-17 | 70B42..... | 9-7 | 105M..... | 3-18 |
| 50A250..... | 10-4, 10-5 | 70B48..... | 9-7 | 105Mi..... | 3-18 |
| 50A350..... | 10-4, 10-5 | 70B60..... | 9-7 | 106..... | 3-17 |
| 50A450..... | 10-4, 10-5 | 71..... | 12-3 | 106i..... | 3-17 |
| 50A560..... | 10-4, 10-5 | 75A250..... | 10-4, 10-5 | 106M..... | 3-18 |
| 50A650..... | 10-4, 10-5 | 75A350..... | 10-4, 10-5 | 106Mi..... | 3-18 |
| 50SLT..... | 2-9 | 75A450..... | 10-4, 10-5 | 107..... | 3-17 |
| 51SLT..... | 2-9 | 75A560..... | 10-4, 10-5 | 107M..... | 3-18 |
| 52SLT..... | 2-9 | 75A650..... | 10-4, 10-5 | 107Mi..... | 3-18 |

| | | | | | |
|---------------|-----------|--------------|-----------|-------------|-------|
| 108..... | 3-17 | 150M..... | 3-16 | 194..... | 12-9 |
| 108M..... | 3-18 | 151..... | 3-15 | 195..... | 12-9 |
| 108Mi..... | 3-18 | 151i..... | 3-15 | 196..... | 12-9 |
| 109..... | 3-17 | 151M..... | 3-16 | 197..... | 12-9 |
| 109M..... | 3-18 | 151Mi..... | 3-16 | 198..... | 12-9 |
| 109Mi..... | 3-18 | 152..... | 3-15 | 199..... | 12-11 |
| 110..... | 3-17 | 152i..... | 3-15 | 200..... | 12-2 |
| 110M..... | 3-18 | 152M..... | 3-16 | 201..... | 8-9 |
| 110Mi..... | 3-18 | 152Mi..... | 3-16 | 201AL..... | 8-10 |
| 111..... | 8-14 | 153..... | 3-15 | 201B..... | 8-9 |
| 111i..... | 8-14 | 153i..... | 3-15 | 201BAL..... | 8-10 |
| 111MHDG..... | 8-13 | 153M..... | 3-16 | 201M..... | 8-11 |
| 112..... | 8-14 | 153Mi..... | 3-16 | 202..... | 8-9 |
| 112i..... | 8-14 | 154..... | 3-15 | 202AL..... | 8-10 |
| 112MHDG..... | 8-13 | 154i..... | 3-15 | 202B..... | 8-9 |
| 113..... | 8-14 | 154M..... | 3-16 | 202BAL..... | 8-10 |
| 113i..... | 8-14 | 154Mi..... | 3-16 | 202M..... | 8-11 |
| 113MHDG..... | 8-13 | 155..... | 3-15 | 203..... | 8-9 |
| 114..... | 8-14 | 155i..... | 3-15 | 203AL..... | 8-10 |
| 114i..... | 8-14 | 155M..... | 3-16 | 203B..... | 8-9 |
| 114MHDG..... | 8-13 | 155Mi..... | 3-16 | 203BAL..... | 8-10 |
| 115..... | 8-14 | 156..... | 3-15 | 203M..... | 8-11 |
| 115i..... | 8-14 | 156i..... | 3-15 | 204..... | 8-9 |
| 115MHDG..... | 8-13 | 156M..... | 3-16 | 204AL..... | 8-10 |
| 116..... | 8-14 | 156Mi..... | 3-16 | 204B..... | 8-9 |
| 116i..... | 8-14 | 157..... | 3-15 | 204BAL..... | 8-10 |
| 116MHDG..... | 8-13 | 157M..... | 3-16 | 204M..... | 8-11 |
| 117..... | 8-14 | 157Mi..... | 3-16 | 205..... | 8-9 |
| 117MHDG..... | 8-13 | 158..... | 3-15 | 205AL..... | 8-10 |
| 118..... | 8-14 | 158M..... | 3-16 | 205B..... | 8-9 |
| 118MHDG..... | 8-13 | 158Mi..... | 3-16 | 205BAL..... | 8-10 |
| 119AMHDG..... | 8-13 | 159..... | 3-15 | 205M..... | 8-11 |
| 119MHDG..... | 8-13 | 159M..... | 3-16 | 206..... | 8-9 |
| 120..... | 4-1 | 159Mi..... | 3-16 | 206AL..... | 8-10 |
| 121..... | 3-9 | 160..... | 3-15 | 206B..... | 8-9 |
| 121A..... | 3-9 | 160M..... | 3-16 | 206BAL..... | 8-10 |
| 122..... | 12-8 | 160Mi..... | 3-16 | 206M..... | 8-11 |
| 122S..... | 12-8 | 161..... | 1-11 | 207..... | 8-9 |
| 123..... | 12-8 | 162..... | 1-11 | 207AL..... | 8-10 |
| 123A..... | 12-8 | 170..... | 3-8 | 207B..... | 8-9 |
| 123S..... | 12-8 | 170LP..... | 3-8 | 207BAL..... | 8-10 |
| 124..... | 12-8 | 175..... | 12-10 | 207M..... | 8-11 |
| 126..... | 12-8 | 176..... | 12-10 | 208..... | 8-9 |
| 130..... | 3-9 | 180..... | 3-14, 4-5 | 208AL..... | 8-10 |
| 130CSL..... | 3-3 | 181..... | 1-7, 3-13 | 208B..... | 8-9 |
| 130DSP..... | 3-2 | 182..... | 1-7, 3-13 | 208BAL..... | 8-10 |
| 131..... | 1-7, 3-13 | 182A..... | 1-7, 3-13 | 208M..... | 8-11 |
| 132..... | 1-7, 3-13 | 183..... | 12-9 | 209..... | 8-9 |
| 133..... | 1-7, 3-13 | 183i..... | 12-9 | 209AL..... | 8-10 |
| 135..... | 5-2 | 184..... | 12-9 | 209B..... | 8-9 |
| 136..... | 5-2 | 184i..... | 12-9 | 209BAL..... | 8-10 |
| 137..... | 5-2 | 185..... | 12-9 | 209M..... | 8-11 |
| 138..... | 5-2 | 185i..... | 12-9 | 210..... | 8-9 |
| 139..... | 5-2 | 186..... | 12-9 | 210AL..... | 8-10 |
| 140..... | 3-10, 4-2 | 187..... | 12-12 | 210B..... | 8-9 |
| 141..... | 12-12 | 188..... | 12-12 | 210BAL..... | 8-10 |
| 141A..... | 12-12 | 189..... | 12-12 | 210M..... | 8-11 |
| 143R..... | 4-1 | 189-100..... | 12-12 | 210MA..... | 8-11 |
| 144R..... | 4-1 | 189B..... | 12-12 | 210MB..... | 8-11 |
| 145R..... | 4-1 | 190..... | 12-2 | 211..... | 5-8 |
| 146R..... | 4-1 | 191..... | 3-9 | 212..... | 5-8 |
| 150..... | 3-15 | 193..... | 12-9 | 213..... | 5-8 |

| | | | | | |
|-------------|------|------------|----------|-------------|-------|
| 214..... | 5-8 | 262M..... | 8-7 | 300..... | 12-10 |
| 214XL..... | 5-8 | 263..... | 8-6 | 300A..... | 12-10 |
| 215..... | 5-8 | 263i..... | 8-6 | 300B..... | 12-10 |
| 216..... | 5-8 | 263M..... | 8-7 | 301..... | 8-19 |
| 216XL..... | 5-8 | 264..... | 8-6 | 301CB..... | 8-20 |
| 230S..... | 2-5 | 264i..... | 8-6 | 301M..... | 8-19 |
| 230SGR..... | 2-7 | 264M..... | 8-7 | 302..... | 8-19 |
| 230TBS..... | 3-5 | 265..... | 8-6 | 302CB..... | 8-20 |
| 231S..... | 2-5 | 265i..... | 8-6 | 302M..... | 8-19 |
| 231SGR..... | 2-7 | 265M..... | 8-7 | 303..... | 8-19 |
| 231TBS..... | 3-5 | 266..... | 8-6 | 303CB..... | 8-20 |
| 232A..... | 5-1 | 266i..... | 8-6 | 303M..... | 8-19 |
| 232S..... | 2-5 | 266M..... | 8-7 | 304..... | 8-19 |
| 232SGR..... | 2-7 | 267..... | 8-7 | 304CB..... | 8-20 |
| 232TBS..... | 3-5 | 267i..... | 8-7 | 304M..... | 8-19 |
| 233S..... | 2-5 | 268..... | 8-7 | 305..... | 8-19 |
| 233SGR..... | 2-7 | 268i..... | 8-7 | 305CB..... | 8-20 |
| 234S..... | 2-5 | 269..... | 8-7 | 305M..... | 8-19 |
| 234SGR..... | 2-7 | 269i..... | 8-7 | 306..... | 8-19 |
| 235S..... | 2-5 | 270..... | 8-7 | 306CB..... | 8-20 |
| 235SGR..... | 2-7 | 270i..... | 8-7 | 306M..... | 8-19 |
| 236S..... | 2-5 | 271..... | 1-4, 2-9 | 307..... | 8-19 |
| 236SGR..... | 2-7 | 272..... | 1-4, 2-9 | 307CB..... | 8-20 |
| 237S..... | 2-5 | 273..... | 1-4, 2-9 | 307M..... | 8-19 |
| 237SGR..... | 2-7 | 278..... | 12-1 | 308..... | 8-19 |
| 238S..... | 2-5 | 279..... | 12-1 | 308CB..... | 8-20 |
| 238SGR..... | 2-7 | 280..... | 12-1 | 308M..... | 8-19 |
| 239S..... | 2-5 | 281..... | 8-30 | 309..... | 8-19 |
| 239SGR..... | 2-7 | 281UL..... | 8-30 | 309CB..... | 8-20 |
| 240S..... | 2-5 | 282..... | 8-30 | 309M..... | 8-19 |
| 240SGR..... | 2-7 | 282A..... | 5-1 | 310..... | 8-19 |
| 241..... | 8-29 | 282UL..... | 8-30 | 310ACB..... | 8-20 |
| 242..... | 8-29 | 283..... | 8-30 | 310AM..... | 8-19 |
| 243..... | 8-29 | 283UL..... | 8-30 | 310BCB..... | 8-20 |
| 244..... | 8-29 | 284..... | 8-30 | 310BM..... | 8-19 |
| 245..... | 8-29 | 284A..... | 5-1 | 310CB..... | 8-20 |
| 246..... | 8-29 | 284UL..... | 8-30 | 310M..... | 8-19 |
| 247..... | 8-29 | 285..... | 8-30 | 311..... | 8-21 |
| 248..... | 8-29 | 285UL..... | 8-30 | 311M..... | 8-21 |
| 249..... | 8-29 | 286..... | 8-30 | 312..... | 8-21 |
| 250..... | 8-29 | 286UL..... | 8-30 | 312M..... | 8-21 |
| 251..... | 8-8 | 287..... | 8-30 | 313..... | 8-21 |
| 251M..... | 8-8 | 287UL..... | 8-30 | 313M..... | 8-21 |
| 252..... | 8-8 | 288..... | 8-30 | 314..... | 8-21 |
| 252M..... | 8-8 | 288UL..... | 8-30 | 314M..... | 8-21 |
| 253..... | 8-8 | 289..... | 8-30 | 315..... | 8-21 |
| 253M..... | 8-8 | 289UL..... | 8-30 | 315M..... | 8-21 |
| 254..... | 8-8 | 290..... | 8-30 | 316..... | 8-21 |
| 254M..... | 8-8 | 290A..... | 8-30 | 316M..... | 8-21 |
| 255..... | 8-8 | 290B..... | 8-30 | 317..... | 8-21 |
| 255M..... | 8-8 | 290UL..... | 8-30 | 317M..... | 8-21 |
| 256..... | 8-8 | 291..... | 8-36 | 318..... | 8-21 |
| 256M..... | 8-8 | 292..... | 8-36 | 318M..... | 8-21 |
| 257..... | 8-8 | 293..... | 8-36 | 319..... | 8-21 |
| 258..... | 8-8 | 294..... | 8-36 | 319M..... | 8-21 |
| 259..... | 8-8 | 295..... | 8-36 | 320..... | 8-21 |
| 260..... | 8-8 | 296..... | 8-36 | 320AM..... | 8-21 |
| 261..... | 8-6 | 297..... | 12-7 | 320BM..... | 8-21 |
| 261i..... | 8-6 | 298..... | 12-7 | 320M..... | 8-21 |
| 261M..... | 8-7 | 298S..... | 12-7 | 321..... | 8-22 |
| 262..... | 8-6 | 299..... | 12-7 | 321M..... | 8-22 |
| 262i..... | 8-6 | 299B..... | 12-7 | 322..... | 8-22 |

| | | | | | |
|--------------|------|----------------|-----------|-------------|------|
| 322M..... | 8-22 | 339A..... | 8-26 | 432TBS..... | 3-6 |
| 323..... | 8-22 | 339AM..... | 8-23 | 431..... | 1-11 |
| 323M..... | 8-22 | 339M..... | 8-23 | 432..... | 1-11 |
| 324..... | 8-22 | 339MHDG..... | 8-24 | 433..... | 1-11 |
| 324M..... | 8-22 | 339MSS..... | 8-25 | 441..... | 4-2 |
| 325..... | 8-22 | 340..... | 8-26 | 442..... | 4-2 |
| 325M..... | 8-22 | 340A..... | 8-26 | 444..... | 4-2 |
| 326..... | 8-22 | 340ALM..... | 8-23 | 445..... | 4-2 |
| 326M..... | 8-22 | 340ALMHDG..... | 8-24 | 450..... | 3-20 |
| 327..... | 8-22 | 340AM..... | 8-23 | 450i..... | 3-20 |
| 327M..... | 8-22 | 340AMSS..... | 8-25 | 451..... | 3-20 |
| 328..... | 8-22 | 340BLM..... | 8-23 | 451i..... | 3-20 |
| 328M..... | 8-22 | 340BLMHDG..... | 8-24 | 452..... | 3-20 |
| 329..... | 8-22 | 340BMSS..... | 8-25 | 452i..... | 3-20 |
| 329M..... | 8-22 | 340M..... | 8-23 | 453..... | 3-20 |
| 330..... | 8-22 | 340MHDG..... | 8-24 | 453i..... | 3-20 |
| 330AM..... | 8-22 | 340MSS..... | 8-25 | 454..... | 3-20 |
| 330BM..... | 8-22 | 341..... | 1-11 | 454i..... | 3-20 |
| 330M..... | 8-22 | 342..... | 1-11 | 455..... | 3-20 |
| 331..... | 8-26 | 350..... | 3-10, 4-6 | 455i..... | 3-20 |
| 331M..... | 8-23 | 350DS..... | 3-11 | 456..... | 3-20 |
| 331MHDG..... | 8-24 | 350DSP..... | 3-2 | 456i..... | 3-20 |
| 331MSS..... | 8-25 | 351..... | 8-1 | 457..... | 4-4 |
| 332..... | 8-26 | 351SS..... | 1-9, 8-1 | 458..... | 4-4 |
| 332M..... | 8-23 | 352..... | 8-1 | 459..... | 4-4 |
| 332MHDG..... | 8-24 | 352SS..... | 1-9, 8-1 | 461..... | 3-19 |
| 332MSS..... | 8-25 | 353..... | 8-1 | 462..... | 3-19 |
| 333..... | 8-26 | 353SS..... | 1-9, 8-1 | 463..... | 3-19 |
| 333M..... | 8-23 | 354..... | 8-1 | 464..... | 3-19 |
| 333MHDG..... | 8-24 | 354SS..... | 1-9, 8-1 | 465..... | 3-19 |
| 333MSS..... | 8-25 | 360..... | 3-12, 4-6 | 466..... | 3-19 |
| 334..... | 8-26 | 361..... | 8-2 | 470..... | 2-1 |
| 334A..... | 8-26 | 361SS..... | 1-8, 8-2 | 470i..... | 2-1 |
| 334AM..... | 8-23 | 362..... | 8-2 | 470S..... | 2-3 |
| 334M..... | 8-23 | 362SS..... | 1-8, 8-2 | 470SGR..... | 2-6 |
| 334MHDG..... | 8-24 | 363..... | 8-2 | 470ST..... | 2-3 |
| 334MSS..... | 8-25 | 363SS..... | 1-8, 8-2 | 471..... | 2-1 |
| 335..... | 8-26 | 364..... | 8-2 | 471i..... | 2-1 |
| 335A..... | 8-26 | 364SS..... | 1-8, 8-2 | 471S..... | 2-3 |
| 335AM..... | 8-23 | 370..... | 3-12 | 471SGR..... | 2-6 |
| 335M..... | 8-23 | 371..... | 1-8 | 471ST..... | 2-3 |
| 335MHDG..... | 8-24 | 372..... | 1-8 | 472..... | 2-1 |
| 335MSS..... | 8-25 | 380..... | 3-12 | 472i..... | 2-1 |
| 336..... | 8-26 | 381..... | 1-9 | 472S..... | 2-3 |
| 336A..... | 8-26 | 382..... | 1-9 | 472SGR..... | 2-6 |
| 336AM..... | 8-23 | 383..... | 1-9 | 472ST..... | 2-3 |
| 336M..... | 8-23 | 384..... | 1-9 | 473..... | 2-1 |
| 336MHDG..... | 8-24 | 390..... | 3-19 | 473i..... | 2-1 |
| 336MSS..... | 8-25 | 391C..... | 1-4, 8-36 | 473S..... | 2-3 |
| 337..... | 8-26 | 391S..... | 1-4, 8-36 | 473SGR..... | 2-6 |
| 337A..... | 8-26 | 392C..... | 1-4, 8-36 | 473ST..... | 2-3 |
| 337AM..... | 8-23 | 392S..... | 1-4, 8-36 | 474..... | 2-1 |
| 337M..... | 8-23 | 393C..... | 1-4, 8-36 | 474i..... | 2-1 |
| 337MHDG..... | 8-24 | 393S..... | 1-4, 8-36 | 474S..... | 2-3 |
| 337MSS..... | 8-25 | 411..... | 11-5 | 474SGR..... | 2-6 |
| 338..... | 8-26 | 412..... | 11-5 | 474ST..... | 2-3 |
| 338A..... | 8-26 | 413..... | 11-5 | 475..... | 2-1 |
| 338AM..... | 8-23 | 420TBS..... | 3-6 | 475i..... | 2-1 |
| 338M..... | 8-23 | 421TBS..... | 3-6 | 475S..... | 2-3 |
| 338MHDG..... | 8-24 | 422TBS..... | 3-6 | 475SGR..... | 2-6 |
| 338MSS..... | 8-25 | 430TBS..... | 3-6 | 475ST..... | 2-3 |
| 339..... | 8-26 | 431TBS..... | 3-6 | 476..... | 2-1 |

| | | | | | |
|---------|------------|--------|------------|---------|------|
| 476i | 2-1 | 494 | 2-2 | 533 | 8-17 |
| 476S | 2-3 | 494i | 2-2 | 534 | 8-17 |
| 476SGR | 2-6 | 494S | 2-4 | 535 | 8-17 |
| 476ST | 2-3 | 494SGR | 2-8 | 536 | 8-17 |
| 477 | 2-1 | 495 | 2-2 | 541 | 8-17 |
| 477S | 2-3 | 495i | 2-2 | 541A | 8-17 |
| 477SGR | 2-6 | 495S | 2-4 | 541B | 8-17 |
| 478 | 2-1 | 495SGR | 2-8 | 542 | 8-17 |
| 478S | 2-3 | 496 | 2-2 | 543 | 8-17 |
| 478SGR | 2-6 | 496i | 2-2 | 544 | 8-17 |
| 479 | 2-1 | 496S | 2-4 | 545 | 8-17 |
| 479S | 2-3 | 496SGR | 2-8 | 546 | 8-17 |
| 479SGR | 2-6 | 497 | 2-2 | 551 | 8-32 |
| 480 | 2-1 | 497S | 2-4 | 552 | 8-32 |
| 480S | 2-3 | 497SGR | 2-8 | 553 | 8-32 |
| 480SA | 2-3 | 498 | 2-2 | 554 | 8-32 |
| 480SB | 2-3 | 498S | 2-4 | 555 | 8-32 |
| 480SGR | 2-6 | 498SGR | 2-8 | 556 | 8-32 |
| 481 | 1-14, 8-38 | 499 | 2-2 | 557 | 8-32 |
| 481HDG | 8-38 | 499S | 2-4 | 558 | 8-32 |
| 482 | 1-14, 8-38 | 499SGR | 2-8 | 559 | 8-32 |
| 482HDG | 8-38 | 500 | 2-2 | 560 | 8-32 |
| 483 | 1-14, 8-38 | 500S | 2-4 | 561 | 8-18 |
| 483HDG | 8-38 | 500SGR | 2-8 | 561A | 3-11 |
| 484 | 1-14, 8-38 | 501 | 5-1 | 561ADC | 3-11 |
| 484HDG | 8-38 | 502 | 5-1 | 561HDG | 8-18 |
| 485 | 1-14, 8-38 | 503 | 5-1 | 562 | 8-18 |
| 485HDG | 8-38 | 504 | 5-1 | 562HDG | 8-18 |
| 486 | 1-14, 8-38 | 506 | 5-1 | 563 | 8-18 |
| 486HDG | 8-38 | 507 | 5-1 | 563HDG | 8-18 |
| 487 | 1-14, 8-38 | 508 | 5-1 | 564 | 8-18 |
| 487HDG | 8-38 | 509 | 5-1 | 564HDG | 8-18 |
| 488 | 1-14, 8-38 | 510BX | 3-24 | 565 | 8-18 |
| 488HDG | 8-38 | 510RX | 4-5 | 565HDG | 8-18 |
| 489 | 1-14, 8-38 | 511 | 1-12 | 566 | 8-18 |
| 489A | 1-14, 8-38 | 512 | 1-12 | 566HDG | 8-18 |
| 489AHDG | 8-38 | 513 | 1-12 | 567 | 8-18 |
| 489B | 1-14, 8-38 | 514 | 1-12 | 567HDG | 8-18 |
| 489BHDG | 8-38 | 515 | 1-12 | 568 | 8-18 |
| 489C | 1-14, 8-38 | 516 | 1-12 | 568HDG | 8-18 |
| 489CHDG | 8-38 | 517 | 1-12, 8-17 | 569 | 8-18 |
| 489HDG | 8-38 | 518 | 1-12, 8-17 | 569HDG | 8-18 |
| 490 | 2-2 | 519 | 1-12, 8-17 | 570 | 8-18 |
| 490i | 2-2 | 520 | 1-12, 8-17 | 570A | 8-18 |
| 490S | 2-4 | 520A | 1-12, 8-17 | 570AHDG | 8-18 |
| 490SGR | 2-8 | 520B | 1-12, 8-17 | 570B | 8-18 |
| 490TBS | 3-5 | 521 | 1-12 | 570BHDG | 8-18 |
| 491 | 2-2 | 522 | 1-12 | 570HDG | 8-18 |
| 491i | 2-2 | 523 | 1-12 | 571 | 6-17 |
| 491S | 2-4 | 524 | 1-12 | 571M | 6-18 |
| 491SGR | 2-8 | 525 | 1-12 | 571MHDG | 6-19 |
| 491TBS | 3-5 | 526 | 1-12 | 571P | 6-17 |
| 492 | 2-2 | 527 | 1-12, 8-17 | 571S | 6-18 |
| 492i | 2-2 | 528 | 1-12, 8-17 | 572 | 6-17 |
| 492S | 2-4 | 529 | 1-12, 8-17 | 572M | 6-18 |
| 492SGR | 2-8 | 530 | 1-12, 8-17 | 572MHDG | 6-19 |
| 492TBS | 3-5 | 530A | 1-12, 8-17 | 572P | 6-17 |
| 493 | 2-2 | 530B | 1-12, 8-17 | 572S | 6-18 |
| 493i | 2-2 | 531 | 8-17 | 573 | 6-17 |
| 493S | 2-4 | 531A | 8-17 | 573M | 6-18 |
| 493SGR | 2-8 | 531B | 8-17 | 573MHDG | 6-19 |
| 493TBS | 3-5 | 532 | 8-17 | 573P | 6-17 |

| | | | | | |
|---------------|-----------|--------------|----------|---------------|----------|
| 573S | 6-18 | 621B | 11-4 | 638Si | 1-3, 8-4 |
| 574 | 6-17 | 622 | 11-4 | 638TBS | 3-4 |
| 574M | 6-18 | 622A | 11-4 | 639 | 1-6 |
| 574MHDG | 6-19 | 622B | 11-4 | 639i | 1-6 |
| 574P | 6-17 | 623 | 11-4 | 639S | 1-3, 8-4 |
| 574S | 6-18 | 623A | 11-4 | 639Si | 1-3, 8-4 |
| 576 | 6-17 | 623B | 11-4 | 639TBS | 3-4 |
| 576M | 6-18 | 624 | 11-4 | 640 | 1-6 |
| 576MHDG | 6-19 | 624A | 11-4 | 640i | 1-6 |
| 576P | 6-17 | 624B | 11-4 | 640S | 1-3, 8-4 |
| 576S | 6-18 | 625 | 11-2 | 640Si | 1-3, 8-4 |
| 577 | 6-17 | 626 | 11-2 | 640TBS | 3-4 |
| 577M | 6-18 | 626A | 11-3 | 641 | 1-6 |
| 577MHDG | 6-19 | 626B | 11-3 | 641S | 1-3 |
| 577P | 6-17 | 626BS | 11-3 | 642 | 1-6 |
| 577S | 6-18 | 626C | 11-3 | 642S | 1-3 |
| 579 | 6-17 | 626D | 11-3 | 643 | 1-6 |
| 579M | 6-18 | 627 | 11-2 | 643S | 1-3 |
| 579MHDG | 6-19 | 628 | 11-2 | 644 | 1-6 |
| 579P | 6-17 | 629 | 11-2 | 644S | 1-3 |
| 579S | 6-18 | 630 | 11-1 | 645 | 1-6 |
| 581 | 6-19 | 630B | 11-1 | 645S | 1-3 |
| 582 | 6-19 | 630DB | 11-1 | 646 | 1-6 |
| 583 | 6-19 | 630TBS | 3-4 | 646S | 1-3 |
| 584 | 6-19 | 631 | 1-6 | 647 | 1-6 |
| 586 | 6-19 | 631i | 1-6 | 647S | 1-3, 8-5 |
| 587 | 6-19 | 631S | 1-3 | 648 | 1-6 |
| 589 | 6-19 | 631Si | 1-3 | 648S | 1-3, 8-5 |
| 590 | 1-7, 3-14 | 631TBS | 3-4 | 649 | 1-6 |
| 591 | 5-7 | 632 | 1-6 | 649S | 1-3, 8-5 |
| 593 | 5-7 | 632i | 1-6 | 650 | 1-6 |
| 594 | 5-7 | 632S | 1-3 | 650S | 1-3, 8-5 |
| 595 | 5-7 | 632Si | 1-3 | 651 | 1-5 |
| 596 | 5-7 | 632TBS | 3-4 | 651i | 1-5 |
| 596A | 5-7 | 633 | 1-6 | 651S | 1-1 |
| 601 | 12-6 | 633i | 1-6 | 651Si | 1-1 |
| 602 | 12-6 | 633S | 1-3 | 651SiRT | 1-2 |
| 603 | 12-6 | 633Si | 1-3 | 651SRT | 1-2 |
| 604 | 12-6 | 633TBS | 3-4 | 652 | 1-5 |
| 604A | 12-6 | 634 | 1-6 | 652i | 1-5 |
| 605 | 12-6 | 634i | 1-6 | 652S | 1-1 |
| 606 | 12-6 | 634S | 1-3 | 652Si | 1-1 |
| 607 | 12-6 | 634Si | 1-3 | 652SiRT | 1-2 |
| 608 | 12-6 | 634TBS | 3-4 | 652SRT | 1-2 |
| 609 | 12-6 | 635 | 1-6 | 653 | 1-5 |
| 610 | 12-6 | 635i | 1-6 | 653i | 1-5 |
| 611 | 12-6 | 635S | 1-3 | 653S | 1-1 |
| 612 | 12-6 | 635Si | 1-3 | 653Si | 1-1 |
| 613 | 12-6 | 635TBS | 3-4 | 653SiRT | 1-2 |
| 614 | 12-6 | 636 | 1-6 | 653SRT | 1-2 |
| 614A | 12-6 | 636i | 1-6 | 654 | 1-5 |
| 615 | 12-6 | 636S | 1-3 | 654i | 1-5 |
| 616 | 12-6 | 636Si | 1-3 | 654S | 1-1 |
| 617 | 12-6 | 636TBS | 3-4 | 654Si | 1-1 |
| 618 | 12-6 | 637 | 1-6 | 654SiRT | 1-2 |
| 619 | 12-6 | 637i | 1-6 | 654SRT | 1-2 |
| 620 | 12-6 | 637S | 1-3, 8-4 | 655 | 1-5 |
| 620BP | 11-3 | 637Si | 1-3, 8-4 | 655i | 1-5 |
| 620DB | 11-3 | 637TBS | 3-4 | 655S | 1-1 |
| 620Z | 11-3 | 638 | 1-6 | 655Si | 1-1 |
| 621 | 11-4 | 638i | 1-6 | 655SiRT | 1-2 |
| 621A | 11-4 | 638S | 1-3, 8-4 | 655SRT | 1-2 |

| | | | | | |
|--------------|-----|--------------|------|------------|------|
| 656..... | 1-5 | 671S..... | 8-3 | 716SR..... | 8-31 |
| 656i..... | 1-5 | 671Si..... | 8-3 | 717..... | 8-31 |
| 656S..... | 1-1 | 672..... | 8-3 | 717SR..... | 8-31 |
| 656Si..... | 1-1 | 672MHDG..... | 8-4 | 718..... | 8-31 |
| 656SiRT..... | 1-2 | 672S..... | 8-3 | 718SR..... | 8-31 |
| 656SRT..... | 1-2 | 672Si..... | 8-3 | 719..... | 8-31 |
| 657..... | 1-5 | 673MHDG..... | 8-4 | 719SR..... | 8-31 |
| 657i..... | 1-5 | 673S..... | 8-3 | 720..... | 8-31 |
| 657S..... | 1-1 | 673Si..... | 8-3 | 720A..... | 8-31 |
| 657Si..... | 1-1 | 674MHDG..... | 8-4 | 720B..... | 8-31 |
| 657SiRT..... | 1-2 | 674S..... | 8-3 | 720SR..... | 8-31 |
| 657SRT..... | 1-2 | 674Si..... | 8-3 | 727..... | 5-5 |
| 658..... | 1-5 | 675MHDG..... | 8-4 | 729..... | 5-5 |
| 658i..... | 1-5 | 675S..... | 8-3 | 731..... | 5-3 |
| 658S..... | 1-1 | 675Si..... | 8-3 | 732..... | 5-3 |
| 658Si..... | 1-1 | 676MHDG..... | 8-4 | 733..... | 5-3 |
| 658SiRT..... | 1-2 | 676S..... | 8-3 | 734..... | 5-3 |
| 658SRT..... | 1-2 | 676Si..... | 8-3 | 735..... | 5-3 |
| 659..... | 1-5 | 681MHDG..... | 8-5 | 736..... | 5-3 |
| 659i..... | 1-5 | 681S..... | 8-5 | 737..... | 5-3 |
| 659S..... | 1-1 | 682MHDG..... | 8-5 | 738..... | 5-3 |
| 659Si..... | 1-1 | 682S..... | 8-5 | 739..... | 5-3 |
| 659SiRT..... | 1-2 | 683MHDG..... | 8-5 | 740..... | 5-3 |
| 659SRT..... | 1-2 | 683S..... | 8-5 | 741..... | 5-4 |
| 660..... | 1-5 | 684MHDG..... | 8-5 | 742..... | 5-4 |
| 660i..... | 1-5 | 684S..... | 8-5 | 743..... | 5-4 |
| 660S..... | 1-1 | 685MHDG..... | 8-5 | 744..... | 5-4 |
| 660Si..... | 1-1 | 685S..... | 8-5 | 745..... | 5-4 |
| 660SiRT..... | 1-2 | 686MHDG..... | 8-5 | 746..... | 5-4 |
| 660SRT..... | 1-2 | 686S..... | 8-5 | 747..... | 5-4 |
| 661..... | 1-5 | 690..... | 11-6 | 748..... | 5-4 |
| 661S..... | 1-1 | 691..... | 11-6 | 749..... | 5-4 |
| 661SRT..... | 1-2 | 692..... | 11-6 | 750..... | 5-4 |
| 662..... | 1-5 | 693..... | 11-6 | 750A..... | 5-4 |
| 662S..... | 1-1 | 694..... | 11-6 | 750B..... | 5-4 |
| 662SRT..... | 1-2 | 695..... | 11-6 | 751..... | 8-15 |
| 663..... | 1-5 | 696..... | 11-6 | 751A..... | 8-15 |
| 663S..... | 1-1 | 697..... | 11-6 | 751i..... | 8-15 |
| 663SRT..... | 1-2 | 698..... | 11-6 | 751M..... | 8-16 |
| 664..... | 1-5 | 699..... | 11-6 | 751Mi..... | 8-16 |
| 664S..... | 1-1 | 700..... | 11-6 | 752..... | 8-15 |
| 664SRT..... | 1-2 | 701..... | 11-6 | 752A..... | 8-15 |
| 665..... | 1-5 | 702..... | 11-6 | 752i..... | 8-15 |
| 665S..... | 1-1 | 703..... | 11-6 | 752M..... | 8-16 |
| 665SRT..... | 1-2 | 704..... | 5-5 | 752Mi..... | 8-16 |
| 666..... | 1-5 | 705..... | 5-5 | 753..... | 8-15 |
| 666S..... | 1-1 | 706..... | 5-5 | 753i..... | 8-15 |
| 666SRT..... | 1-2 | 707..... | 5-5 | 753M..... | 8-16 |
| 667..... | 1-5 | 708..... | 5-5 | 753Mi..... | 8-16 |
| 667S..... | 1-1 | 709..... | 5-2 | 754..... | 8-15 |
| 667SRT..... | 1-2 | 710..... | 5-2 | 754i..... | 8-15 |
| 668..... | 1-5 | 711..... | 8-31 | 754M..... | 8-16 |
| 668S..... | 1-1 | 711SR..... | 8-31 | 754Mi..... | 8-16 |
| 668SRT..... | 1-2 | 712..... | 8-31 | 755..... | 8-15 |
| 669..... | 1-5 | 712SR..... | 8-31 | 755i..... | 8-15 |
| 669S..... | 1-1 | 713..... | 8-31 | 755M..... | 8-16 |
| 669SRT..... | 1-2 | 713SR..... | 8-31 | 755Mi..... | 8-16 |
| 670..... | 1-5 | 714..... | 8-31 | 756..... | 8-15 |
| 670S..... | 1-1 | 714SR..... | 8-31 | 756i..... | 8-15 |
| 670SRT..... | 1-2 | 715..... | 8-31 | 756M..... | 8-16 |
| 671..... | 8-3 | 715SR..... | 8-31 | 756Mi..... | 8-16 |
| 671MHDG..... | 8-4 | 716..... | 8-31 | 757..... | 8-15 |

| | | | | | |
|-------------|------|-------------|-------|--------------|-----------|
| 757i..... | 8-15 | 779GLT..... | 6-31 | 840A..... | 8-20 |
| 757M..... | 8-16 | 779S..... | 6-32 | 840B..... | 8-20 |
| 757Mi..... | 8-16 | 781..... | 1-10 | 851..... | 8-12 |
| 758..... | 8-15 | 782..... | 1-10 | 851HDG..... | 8-11 |
| 758i..... | 8-15 | 790..... | 11-7 | 851S..... | 8-12 |
| 758M..... | 8-16 | 791..... | 11-7 | 852..... | 8-12 |
| 758Mi..... | 8-16 | 792..... | 11-7 | 852HDG..... | 8-11 |
| 759..... | 8-15 | 793..... | 11-7 | 852S..... | 8-12 |
| 759i..... | 8-15 | 794..... | 11-7 | 853..... | 8-12 |
| 759M..... | 8-16 | 795..... | 11-7 | 853HDG..... | 8-11 |
| 759Mi..... | 8-16 | 796..... | 11-7 | 853S..... | 8-12 |
| 760..... | 8-15 | 797..... | 11-7 | 854..... | 8-12 |
| 760A..... | 8-16 | 798..... | 11-7 | 854HDG..... | 8-11 |
| 760b..... | 8-16 | 799..... | 11-7 | 854S..... | 8-12 |
| 760i..... | 8-15 | 800..... | 11-7 | 855..... | 8-12 |
| 760M..... | 8-16 | 801..... | 11-7 | 855HDG..... | 8-11 |
| 760Mi..... | 8-16 | 802..... | 11-7 | 855S..... | 8-12 |
| 761..... | 7-4 | 803..... | 11-7 | 856..... | 8-12 |
| 761HDG..... | 7-4 | 805..... | 11-9 | 856HDG..... | 8-11 |
| 762..... | 7-4 | 806..... | 11-9 | 856S..... | 8-12 |
| 762HDG..... | 7-4 | 807..... | 11-9 | 857..... | 8-12 |
| 763..... | 7-4 | 808..... | 11-9 | 857HDG..... | 8-11 |
| 763HDG..... | 7-4 | 809..... | 11-9 | 858..... | 8-12 |
| 764..... | 7-4 | 810..... | 11-9 | 858HDG..... | 8-11 |
| 764HDG..... | 7-4 | 810DB..... | 11-10 | 859..... | 8-12 |
| 765..... | 7-4 | 811..... | 11-9 | 859HDG..... | 8-11 |
| 765HDG..... | 7-4 | 812..... | 11-9 | 860..... | 8-12 |
| 766..... | 7-4 | 813..... | 11-8 | 860A..... | 8-12 |
| 766HDG..... | 7-4 | 813B..... | 11-8 | 860AHDG..... | 8-11 |
| 767..... | 7-4 | 817..... | 11-9 | 860B..... | 8-12 |
| 767HDG..... | 7-4 | 818..... | 11-9 | 860BHDG..... | 8-11 |
| 768..... | 7-4 | 819..... | 11-9 | 860HDG..... | 8-11 |
| 768HDG..... | 7-4 | 820..... | 11-8 | 860T..... | 11-18 |
| 769..... | 7-4 | 821..... | 11-8 | 861..... | 11-18 |
| 769HDG..... | 7-4 | 822..... | 11-8 | 866BLU..... | 11-18 |
| 770..... | 7-4 | 823..... | 11-8 | 866BRN..... | 11-18 |
| 770HDG..... | 7-4 | 824..... | 11-8 | 866GRN..... | 11-18 |
| 771..... | 1-10 | 825..... | 11-8 | 866GRY..... | 11-18 |
| 771G..... | 6-32 | 826..... | 11-8 | 866ORN..... | 11-18 |
| 771GLT..... | 6-31 | 827..... | 11-8 | 866RED..... | 11-18 |
| 771S..... | 6-32 | 828..... | 11-8 | 866T..... | 11-18 |
| 772..... | 1-10 | 829..... | 11-8 | 866WHT..... | 11-18 |
| 772G..... | 6-32 | 830BLU..... | 11-18 | 866YEL..... | 11-18 |
| 772GLT..... | 6-31 | 830BRN..... | 11-18 | 867T..... | 11-18 |
| 772S..... | 6-32 | 830GRN..... | 11-18 | 868..... | 11-19 |
| 773..... | 1-10 | 830GRY..... | 11-18 | 868F..... | 11-19 |
| 773G..... | 6-32 | 830ORN..... | 11-18 | 869..... | 11-18 |
| 773GLT..... | 6-31 | 830PUR..... | 11-18 | 870..... | 11-18 |
| 773S..... | 6-32 | 830RED..... | 11-18 | 870C..... | 11-18 |
| 774G..... | 6-32 | 830T..... | 11-18 | 870T..... | 11-18 |
| 774GLT..... | 6-31 | 830WHT..... | 11-18 | 871..... | 4-4, 5-12 |
| 774S..... | 6-32 | 830YEL..... | 11-18 | 871S..... | 4-4, 5-12 |
| 775G..... | 6-32 | 831..... | 8-20 | 872..... | 4-4, 5-12 |
| 775GLT..... | 6-31 | 832..... | 8-20 | 872S..... | 4-4, 5-12 |
| 775S..... | 6-32 | 833..... | 8-20 | 873..... | 4-3, 5-14 |
| 776G..... | 6-32 | 834..... | 8-20 | 873A..... | 4-3, 5-14 |
| 776GLT..... | 6-31 | 835..... | 8-20 | 873B..... | 4-3, 5-14 |
| 776S..... | 6-32 | 836..... | 8-20 | 874..... | 4-3, 5-14 |
| 777G..... | 6-32 | 837..... | 8-20 | 874A..... | 4-3, 5-14 |
| 777GLT..... | 6-31 | 838..... | 8-20 | 874B..... | 4-3, 5-14 |
| 777S..... | 6-32 | 839..... | 8-20 | 874C..... | 4-3, 5-14 |
| 779G..... | 6-32 | 840..... | 8-20 | 875..... | 4-3, 5-14 |

| | | | | | |
|-----------|-----------|------------|-----------|--------------|-------|
| 875A..... | 4-3, 5-14 | 936..... | 8-27 | 1030B..... | 13-3 |
| 875C..... | 4-3, 5-14 | 937..... | 8-27 | 1031..... | 13-4 |
| 876..... | 4-3, 5-14 | 938..... | 8-27 | 1032..... | 13-4 |
| 876A..... | 4-3, 5-14 | 939..... | 8-27 | 1033..... | 13-4 |
| 876B..... | 4-3, 5-14 | 940..... | 8-27 | 1034..... | 13-4 |
| 876C..... | 4-3, 5-14 | 941..... | 8-27 | 1035..... | 13-4 |
| 876D..... | 4-3, 5-14 | 942..... | 8-27 | 1036..... | 13-4 |
| 876E..... | 4-3, 5-14 | 943..... | 8-27 | 1037..... | 13-4 |
| 881..... | 10-3 | 944..... | 8-27 | 1038..... | 13-4 |
| 881A..... | 10-3 | 952..... | 4-1 | 1039..... | 13-4 |
| 881B..... | 10-3 | 953..... | 4-1 | 1040..... | 13-4 |
| 882..... | 10-3 | 954..... | 4-1 | 1040A..... | 13-4 |
| 882A..... | 10-3 | 955..... | 4-1 | 1040B..... | 13-4 |
| 882B..... | 10-3 | 956..... | 4-1 | 1041..... | 13-9 |
| 883..... | 10-3 | 961..... | 5-8 | 1042..... | 13-9 |
| 883A..... | 10-3 | 962..... | 12-7 | 1043..... | 13-9 |
| 883B..... | 10-3 | 965..... | 5-8 | 1044..... | 13-9 |
| 883C..... | 10-3 | 981S..... | 8-29 | 1045..... | 13-9 |
| 883D..... | 10-3 | 982S..... | 8-29 | 1046..... | 13-9 |
| 890..... | 11-20 | 984..... | 5-6 | 1047..... | 13-9 |
| 891..... | 11-20 | 985..... | 5-6 | 1048..... | 13-9 |
| 892..... | 11-20 | 986..... | 5-6 | 1049..... | 13-9 |
| 893..... | 11-20 | 987..... | 5-6 | 1050..... | 13-9 |
| 895..... | 11-20 | 994..... | 5-6 | 1050A..... | 13-9 |
| 896..... | 11-20 | 995..... | 5-6 | 1050A80..... | 13-34 |
| 897..... | 11-20 | 996..... | 5-6 | 1050B..... | 13-9 |
| 900..... | 8-27 | 997..... | 5-6 | 1050B80..... | 13-34 |
| 901..... | 8-27 | 998..... | 5-12 | 1051..... | 13-8 |
| 902..... | 8-27 | 999..... | 5-9 | 1052..... | 13-8 |
| 903..... | 8-27 | 1000..... | 5-13, 7-6 | 1053..... | 13-8 |
| 904..... | 8-27 | 1000A..... | 5-13, 7-6 | 1054..... | 13-8 |
| 905..... | 8-27 | 1001..... | 5-10 | 1055..... | 13-8 |
| 906..... | 8-27 | 1002..... | 5-10 | 1056..... | 13-8 |
| 907..... | 8-27 | 1003..... | 5-10 | 1057..... | 13-8 |
| 908..... | 8-27 | 1004..... | 5-11 | 1058..... | 13-8 |
| 909..... | 8-27 | 1005..... | 5-11 | 1059..... | 13-8 |
| 910..... | 8-27 | 1006..... | 5-11 | 1060..... | 13-8 |
| 911..... | 8-27 | 1007..... | 5-11 | 1060A..... | 13-8 |
| 912..... | 8-27 | 1008..... | 5-11 | 1060A80..... | 13-34 |
| 913..... | 8-27 | 1011..... | 13-3 | 1060B..... | 13-8 |
| 914..... | 8-27 | 1012..... | 13-3 | 1060B80..... | 13-34 |
| 915..... | 8-27 | 1013..... | 13-3 | 1061..... | 13-6 |
| 916..... | 8-27 | 1014..... | 13-3 | 1062..... | 13-6 |
| 917..... | 8-27 | 1015..... | 13-3 | 1063..... | 13-6 |
| 918..... | 8-27 | 1016..... | 13-3 | 1064..... | 13-6 |
| 919..... | 8-27 | 1017..... | 13-3 | 1065..... | 13-6 |
| 920..... | 8-27 | 1018..... | 13-3 | 1066..... | 13-6 |
| 921..... | 8-27 | 1019..... | 13-3 | 1067..... | 13-6 |
| 922..... | 8-27 | 1020..... | 13-3 | 1068..... | 13-6 |
| 923..... | 8-27 | 1020A..... | 13-3 | 1070..... | 13-6 |
| 924..... | 8-27 | 1020B..... | 13-3 | 1071..... | 13-9 |
| 925..... | 8-27 | 1021..... | 13-3 | 1072..... | 13-9 |
| 926..... | 8-27 | 1022..... | 13-3 | 1073..... | 13-9 |
| 927..... | 8-27 | 1023..... | 13-3 | 1074..... | 13-9 |
| 928..... | 8-27 | 1024..... | 13-3 | 1075..... | 13-9 |
| 929..... | 8-27 | 1025..... | 13-3 | 1076..... | 13-9 |
| 930..... | 8-27 | 1026..... | 13-3 | 1077..... | 13-9 |
| 931..... | 8-27 | 1027..... | 13-3 | 1078..... | 13-9 |
| 932..... | 8-27 | 1028..... | 13-3 | 1079..... | 13-9 |
| 933..... | 8-27 | 1029..... | 13-3 | 1080..... | 13-9 |
| 934..... | 8-27 | 1030..... | 13-3 | 1081..... | 13-1 |
| 935..... | 8-27 | 1030A..... | 13-3 | 1082..... | 13-1 |

| | | | | | |
|-------------|-----------|------------|-------|------------|-------|
| 1083..... | 13-1 | 1146..... | 13-10 | 1208..... | 13-4 |
| 1084..... | 13-1 | 1147..... | 13-10 | 1208A..... | 13-4 |
| 1085..... | 13-1 | 1148..... | 13-10 | 1208B..... | 13-4 |
| 1086..... | 13-1 | 1149..... | 13-10 | 1209..... | 11-20 |
| 1087..... | 13-1 | 1150..... | 13-10 | 1210..... | 11-20 |
| 1088..... | 13-1 | 1151..... | 13-11 | 1211..... | 13-5 |
| 1089..... | 13-1 | 1152..... | 13-11 | 1212..... | 13-5 |
| 1090..... | 13-1 | 1153..... | 13-11 | 1213..... | 13-5 |
| 1090A..... | 13-1 | 1154..... | 13-11 | 1214..... | 13-5 |
| 1090B..... | 13-1 | 1155..... | 13-11 | 1215..... | 13-5 |
| 1091..... | 13-23 | 1156..... | 13-11 | 1216..... | 13-5 |
| 1092..... | 13-23 | 1157..... | 13-11 | 1217..... | 13-5 |
| 1094..... | 13-2 | 1158..... | 13-11 | 1218..... | 13-5 |
| 1096..... | 13-2 | 1159..... | 13-11 | 1219..... | 13-5 |
| 1097..... | 5-13, 7-6 | 1160..... | 13-11 | 1220..... | 13-5 |
| 1097A..... | 5-13, 7-6 | 1161..... | 13-11 | 1221..... | 13-22 |
| 1098..... | 5-13, 7-6 | 1162..... | 13-11 | 1222..... | 13-22 |
| 1099..... | 5-13, 7-6 | 1163..... | 13-11 | 1223..... | 13-22 |
| 1100..... | 5-13, 7-6 | 1164..... | 13-11 | 1224..... | 13-22 |
| 1101..... | 13-6 | 1165..... | 13-11 | 1225..... | 13-22 |
| 1101TC..... | 3-24 | 1166..... | 13-11 | 1226..... | 13-22 |
| 1102..... | 13-6 | 1167..... | 13-11 | 1227..... | 13-22 |
| 1105TC..... | 3-24 | 1168..... | 13-11 | 1228..... | 13-22 |
| 1106..... | 5-13, 7-6 | 1169..... | 13-11 | 1229..... | 13-22 |
| 1106TC..... | 3-24 | 1170..... | 13-11 | 1230..... | 13-22 |
| 1107..... | 5-13, 7-6 | 1171..... | 13-12 | 1231..... | 13-22 |
| 1111..... | 13-1 | 1172..... | 13-12 | 1232..... | 13-22 |
| 1112..... | 13-1 | 1173..... | 13-12 | 1233..... | 13-22 |
| 1113..... | 13-1 | 1174..... | 13-12 | 1234..... | 13-22 |
| 1114..... | 13-1 | 1175..... | 13-12 | 1235..... | 13-22 |
| 1115..... | 13-1 | 1176..... | 13-12 | 1236..... | 13-23 |
| 1116..... | 13-1 | 1177..... | 13-12 | 1237..... | 13-23 |
| 1117..... | 13-1 | 1178..... | 13-12 | 1238..... | 13-23 |
| 1118..... | 13-1 | 1179..... | 13-12 | 1239..... | 13-22 |
| 1119..... | 13-1 | 1180..... | 13-12 | 1241..... | 13-7 |
| 1120..... | 13-1 | 1181..... | 13-10 | 1242..... | 13-7 |
| 1121..... | 13-2 | 1182..... | 13-10 | 1243..... | 13-7 |
| 1122..... | 13-2 | 1183..... | 13-10 | 1244..... | 13-7 |
| 1123..... | 13-2 | 1184..... | 13-10 | 1245..... | 13-7 |
| 1124..... | 13-2 | 1185..... | 13-10 | 1246..... | 13-7 |
| 1125..... | 13-2 | 1186..... | 13-10 | 1247..... | 13-7 |
| 1126..... | 13-2 | 1187..... | 13-10 | 1248..... | 13-7 |
| 1127..... | 13-2 | 1188..... | 13-10 | 1249..... | 13-7 |
| 1128..... | 13-2 | 1189..... | 13-10 | 1250..... | 13-7 |
| 1129..... | 13-2 | 1190..... | 13-10 | 1250A..... | 13-7 |
| 1130..... | 13-2 | 1191..... | 13-12 | 1250B..... | 13-7 |
| 1130A..... | 13-2 | 1192..... | 13-12 | 1251..... | 13-7 |
| 1130B..... | 13-2 | 1193..... | 13-12 | 1252..... | 13-7 |
| 1132..... | 13-5 | 1194..... | 13-12 | 1253..... | 13-7 |
| 1133..... | 13-5 | 1195..... | 13-12 | 1254..... | 13-7 |
| 1134..... | 13-5 | 1196..... | 13-12 | 1255..... | 13-7 |
| 1135..... | 13-5 | 1197..... | 13-12 | 1256..... | 13-7 |
| 1136..... | 13-5 | 1198..... | 13-12 | 1257..... | 13-7 |
| 1137..... | 13-5 | 1199..... | 13-12 | 1258..... | 13-7 |
| 1138..... | 13-5 | 1199A..... | 13-12 | 1259..... | 13-7 |
| 1139..... | 13-5 | 1200..... | 11-20 | 1260..... | 13-7 |
| 1140..... | 13-5 | 1201..... | 11-20 | 1260A..... | 13-7 |
| 1141..... | 13-10 | 1202..... | 11-20 | 1260B..... | 13-7 |
| 1142..... | 13-10 | 1203..... | 5-2 | 1261..... | 13-8 |
| 1143..... | 13-10 | 1204..... | 5-2 | 1262..... | 13-8 |
| 1144..... | 13-10 | 1206..... | 13-4 | 1263..... | 13-8 |
| 1145..... | 13-10 | 1207..... | 13-4 | 1264..... | 13-8 |

| | | | | | |
|------------|-------|-----------|-------|-----------|-------|
| 1265..... | 13-8 | 1334..... | 13-25 | 1402..... | 13-31 |
| 1266..... | 13-8 | 1335..... | 13-25 | 1403..... | 13-31 |
| 1267..... | 13-8 | 1336..... | 13-25 | 1404..... | 13-31 |
| 1268..... | 13-8 | 1337..... | 13-25 | 1405..... | 13-31 |
| 1269..... | 13-8 | 1338..... | 13-25 | 1406..... | 13-31 |
| 1270..... | 13-8 | 1339..... | 13-25 | 1407..... | 13-31 |
| 1270A..... | 13-8 | 1340..... | 13-25 | 1408..... | 13-31 |
| 1270B..... | 13-8 | 1341..... | 13-25 | 1409..... | 13-31 |
| 1280..... | 13-20 | 1342..... | 13-25 | 1410..... | 13-31 |
| 1281..... | 13-17 | 1343..... | 13-25 | 1411..... | 13-31 |
| 1282..... | 13-17 | 1344..... | 13-25 | 1412..... | 13-31 |
| 1283..... | 13-17 | 1345..... | 13-25 | 1413..... | 13-32 |
| 1284..... | 13-17 | 1346..... | 13-25 | 1414..... | 13-32 |
| 1285..... | 13-20 | 1347..... | 13-26 | 1415..... | 13-32 |
| 1286..... | 13-20 | 1348..... | 13-26 | 1416..... | 13-32 |
| 1287..... | 13-20 | 1349..... | 13-26 | 1417..... | 13-32 |
| 1288..... | 13-17 | 1350..... | 13-26 | 1418..... | 13-32 |
| 1289..... | 13-17 | 1351..... | 13-26 | 1419..... | 13-32 |
| 1290..... | 13-17 | 1352..... | 13-26 | 1420..... | 13-32 |
| 1291..... | 13-20 | 1353..... | 13-26 | 1421..... | 13-32 |
| 1292..... | 13-20 | 1354..... | 13-26 | 1422..... | 13-32 |
| 1293..... | 13-20 | 1355..... | 13-26 | 1423..... | 13-32 |
| 1294..... | 13-18 | 1356..... | 13-26 | 1424..... | 13-32 |
| 1295..... | 13-18 | 1357..... | 13-26 | 1425..... | 13-32 |
| 1296..... | 13-18 | 1358..... | 13-26 | 1426..... | 13-32 |
| 1297..... | 13-21 | 1359..... | 13-26 | 1427..... | 13-32 |
| 1298..... | 13-21 | 1360..... | 13-26 | 1428..... | 13-32 |
| 1299..... | 13-21 | 1361..... | 13-26 | 1429..... | 13-32 |
| 1301..... | 13-18 | 1362..... | 13-26 | 1430..... | 13-32 |
| 1302..... | 13-18 | 1363..... | 13-29 | 1431..... | 13-32 |
| 1303..... | 13-18 | 1364..... | 13-29 | 1432..... | 13-32 |
| 1304..... | 13-21 | 1371..... | 13-24 | 1433..... | 13-32 |
| 1305..... | 13-21 | 1372..... | 13-24 | 1434..... | 13-32 |
| 1306..... | 13-21 | 1373..... | 13-24 | 1435..... | 13-32 |
| 1307..... | 13-19 | 1374..... | 13-24 | 1436..... | 13-32 |
| 1308..... | 13-19 | 1375..... | 13-24 | 1437..... | 13-32 |
| 1309..... | 13-19 | 1376..... | 13-24 | 1438..... | 13-32 |
| 1310..... | 13-19 | 1377..... | 13-31 | 1439..... | 13-32 |
| 1311..... | 13-19 | 1378..... | 13-31 | 1440..... | 13-32 |
| 1312..... | 13-19 | 1379..... | 13-31 | 1441..... | 13-32 |
| 1313..... | 13-15 | 1380..... | 13-31 | 1442..... | 13-32 |
| 1314..... | 13-15 | 1381..... | 13-31 | 1443..... | 13-32 |
| 1315..... | 13-14 | 1382..... | 13-31 | 1444..... | 13-32 |
| 1316..... | 13-14 | 1383..... | 13-31 | 1445..... | 13-32 |
| 1317..... | 13-13 | 1384..... | 13-31 | 1446..... | 13-32 |
| 1318..... | 13-13 | 1385..... | 13-31 | 1447..... | 13-32 |
| 1319..... | 13-13 | 1386..... | 13-31 | 1448..... | 13-32 |
| 1320..... | 13-13 | 1387..... | 13-31 | 1449..... | 13-33 |
| 1321..... | 13-13 | 1388..... | 13-31 | 1450..... | 13-33 |
| 1323..... | 13-13 | 1389..... | 13-31 | 1451..... | 13-33 |
| 1324..... | 13-16 | 1390..... | 13-31 | 1452..... | 13-33 |
| 1325..... | 13-16 | 1391..... | 13-31 | 1453..... | 13-33 |
| 1326..... | 13-14 | 1392..... | 13-31 | 1454..... | 13-33 |
| 1327..... | 13-29 | 1393..... | 13-31 | 1455..... | 13-33 |
| 1328..... | 13-29 | 1394..... | 13-31 | 1456..... | 13-33 |
| 1328P..... | 13-29 | 1395..... | 13-31 | 1457..... | 13-33 |
| 1329..... | 13-29 | 1396..... | 13-31 | 1458..... | 13-33 |
| 1329H..... | 13-29 | 1397..... | 13-31 | 1459..... | 13-33 |
| 1329P..... | 13-29 | 1398..... | 13-31 | 1460..... | 13-33 |
| 1331..... | 13-25 | 1399..... | 13-31 | 1461..... | 13-33 |
| 1332..... | 13-25 | 1400..... | 13-31 | 1462..... | 13-33 |
| 1333..... | 13-25 | 1401..... | 13-31 | 1463..... | 13-33 |

| | | | | | |
|---------------|-------|--------------|-------|-------------|-------|
| 1464..... | 13-33 | 1560..... | 7-2 | 1661..... | 1-13 |
| 1465..... | 13-33 | 1561..... | 7-2 | 1662..... | 1-13 |
| 1466..... | 13-33 | 1561HDG..... | 7-2 | 1663..... | 1-13 |
| 1467..... | 13-33 | 1562..... | 7-2 | 1664..... | 1-13 |
| 1468..... | 13-33 | 1562HDG..... | 7-2 | 1665..... | 1-13 |
| 1469..... | 13-33 | 1563..... | 7-2 | 1666..... | 1-13 |
| 1470..... | 13-33 | 1563HDG..... | 7-2 | 1667..... | 1-13 |
| 1471..... | 13-33 | 1564..... | 7-2 | 1668..... | 1-13 |
| 1472..... | 13-33 | 1564HDG..... | 7-2 | 1669..... | 1-13 |
| 1473..... | 13-33 | 1565..... | 7-2 | 1670..... | 1-13 |
| 1474..... | 13-33 | 1565HDG..... | 7-2 | 1684..... | 13-36 |
| 1475..... | 13-33 | 1566..... | 7-2 | 1685..... | 13-36 |
| 1476..... | 13-33 | 1566HDG..... | 7-2 | 1686..... | 13-36 |
| 1477..... | 13-33 | 1567..... | 7-2 | 1687..... | 13-36 |
| 1478..... | 13-33 | 1567HDG..... | 7-2 | 1688..... | 13-36 |
| 1480..... | 13-24 | 1568..... | 7-2 | 1690..... | 13-36 |
| 1481..... | 13-24 | 1568HDG..... | 7-2 | 1694..... | 13-36 |
| 1482..... | 13-24 | 1569..... | 7-2 | 1695..... | 13-36 |
| 1483..... | 13-24 | 1569HDG..... | 7-2 | 1696..... | 13-36 |
| 1484..... | 13-24 | 1570..... | 7-2 | 1697..... | 13-36 |
| 1485..... | 13-24 | 1570HDG..... | 7-2 | 1704..... | 13-36 |
| 1486..... | 13-24 | 1571..... | 7-3 | 1705..... | 13-36 |
| 1487..... | 13-24 | 1571HDG..... | 7-3 | 1706..... | 13-36 |
| 1488..... | 13-24 | 1572..... | 7-3 | 1707..... | 13-36 |
| 1490..... | 13-24 | 1572HDG..... | 7-3 | 1708..... | 13-36 |
| 1491..... | 13-27 | 1573..... | 7-3 | 1710..... | 13-36 |
| 1492..... | 13-27 | 1573HDG..... | 7-3 | 1750..... | 5-9 |
| 1493..... | 13-27 | 1574..... | 7-3 | 1751..... | 5-9 |
| 1494..... | 13-27 | 1574HDG..... | 7-3 | 1752..... | 5-9 |
| 1495..... | 13-27 | 1575..... | 7-3 | 1753..... | 5-9 |
| 1496..... | 13-27 | 1575HDG..... | 7-3 | 1754..... | 5-9 |
| 1501..... | 2-12 | 1576..... | 7-3 | 1755..... | 5-9 |
| 1502..... | 2-12 | 1576HDG..... | 7-3 | 1756..... | 5-9 |
| 1511..... | 13-28 | 1577..... | 7-3 | 1757..... | 5-9 |
| 1512..... | 13-28 | 1577HDG..... | 7-3 | 1758..... | 5-9 |
| 1513..... | 13-28 | 1578..... | 7-3 | 1759..... | 5-9 |
| 1514..... | 5-15 | 1578HDG..... | 7-3 | 1780..... | 15-1 |
| 1515..... | 5-15 | 1591..... | 11-19 | 1780S..... | 15-1 |
| 1517..... | 5-15 | 1592..... | 11-19 | 1781..... | 15-1 |
| 1521..... | 2-12 | 1593..... | 11-19 | 1782..... | 15-1 |
| 1522..... | 2-12 | 1594..... | 11-19 | 1783..... | 15-1 |
| 1550..... | 7-1 | 1595..... | 11-19 | 1791..... | 8-37 |
| 1551..... | 7-1 | 1596..... | 11-19 | 1792..... | 8-37 |
| 1551HDG..... | 7-1 | 1597..... | 11-19 | 1793..... | 8-37 |
| 1552..... | 7-1 | 1598..... | 11-19 | 1810..... | 11-9 |
| 1552HDG..... | 7-1 | 1611..... | 13-28 | 1818..... | 11-9 |
| 1553..... | 7-1 | 1612..... | 13-28 | 1820..... | 11-9 |
| 1553HDG..... | 7-1 | 1613..... | 13-28 | 1891..... | 8-37 |
| 1554..... | 7-1 | 1621..... | 13-30 | 1892..... | 8-37 |
| 1554HDG..... | 7-1 | 1621R..... | 13-30 | 1893..... | 8-37 |
| 1555..... | 7-1 | 1622..... | 13-30 | 2101..... | 7-5 |
| 1555HDG..... | 7-1 | 1622R..... | 13-30 | 2101CS..... | 7-5 |
| 1556..... | 7-1 | 1623..... | 13-30 | 2102..... | 7-5 |
| 1556HDG..... | 7-1 | 1623R..... | 13-30 | 2102CS..... | 7-5 |
| 1557..... | 7-1 | 1624R..... | 13-30 | 2103..... | 7-5 |
| 1557HDG..... | 7-1 | 1625R..... | 13-30 | 2103CS..... | 7-5 |
| 1558..... | 7-1 | 1626R..... | 13-30 | 2104..... | 7-5 |
| 1558HDG..... | 7-1 | 1631..... | 13-27 | 2104CS..... | 7-5 |
| 1559..... | 7-1 | 1632..... | 13-27 | 2105..... | 7-5 |
| 1559A..... | 7-1 | 1633..... | 13-27 | 2105CS..... | 7-5 |
| 1559AHDG..... | 7-1 | 1636..... | 13-29 | 2106..... | 7-5 |
| 1559HDG..... | 7-1 | 1637..... | 13-29 | 2106CS..... | 7-5 |

| | | | | | |
|-------------|-------|------------|-------|-----------------|-------|
| 2107..... | 7-5 | 3002..... | 11-14 | 3311A..... | 11-11 |
| 2107CS..... | 7-5 | 3003..... | 11-14 | 3312..... | 11-11 |
| 2108..... | 7-5 | 3005..... | 11-14 | 4300..... | 3-23 |
| 2108CS..... | 7-5 | 3005A..... | 11-14 | 4300C100..... | 3-23 |
| 2109..... | 7-5 | 3006..... | 11-14 | 4300R..... | 3-23 |
| 2109CS..... | 7-5 | 3007..... | 11-14 | 4301..... | 3-23 |
| 2110..... | 7-5 | 3008..... | 11-14 | 4301R..... | 3-23 |
| 2110CS..... | 7-5 | 3008A..... | 11-14 | 4302..... | 3-23 |
| 2111..... | 7-7 | 3009..... | 11-14 | 4302R..... | 3-23 |
| 2112..... | 7-7 | 3009A..... | 11-14 | 4303..... | 3-23 |
| 2113..... | 7-7 | 3009B..... | 11-14 | 4303R..... | 3-23 |
| 2514..... | 13-28 | 3010..... | 11-14 | 4304..... | 3-23 |
| 2515..... | 13-28 | 3010A..... | 11-14 | 4304R..... | 3-23 |
| 2516..... | 13-28 | 3011..... | 11-14 | 4305..... | 3-23 |
| 2624..... | 9-3 | 3011A..... | 11-14 | 4305R..... | 3-23 |
| 2636..... | 9-3 | 3012..... | 11-14 | 4306..... | 3-23 |
| 2807..... | 11-10 | 3036..... | 9-3 | 4306R..... | 3-23 |
| 2808..... | 11-10 | 3042..... | 9-3 | 4307..... | 3-23 |
| 2809..... | 11-10 | 3048..... | 9-3 | 4308..... | 3-22 |
| 2817..... | 11-10 | 3101..... | 11-11 | 4309..... | 3-23 |
| 2818..... | 11-10 | 3102..... | 11-11 | 4310..... | 3-23 |
| 2819..... | 11-10 | 3103..... | 11-11 | 5200..... | 3-21 |
| 2820..... | 11-10 | 3105..... | 11-11 | 5200C100UL..... | 3-22 |
| 2901..... | 11-12 | 3106..... | 11-11 | 5200R..... | 3-21 |
| 2901A..... | 11-12 | 3107..... | 11-11 | 5200UL..... | 3-22 |
| 2902..... | 11-12 | 3108..... | 11-11 | 5201..... | 3-21 |
| 2902A..... | 11-12 | 3109..... | 11-11 | 5201R..... | 3-21 |
| 2903..... | 11-12 | 3109A..... | 11-11 | 5201RL..... | 3-21 |
| 2903A..... | 11-12 | 3109B..... | 11-11 | 5201UL..... | 3-22 |
| 2903B..... | 11-12 | 3110..... | 11-11 | 5202..... | 3-21 |
| 2905..... | 11-12 | 3110A..... | 11-11 | 5202R..... | 3-21 |
| 2905A..... | 11-12 | 3111..... | 11-11 | 5202R500..... | 3-21 |
| 2906..... | 11-12 | 3111A..... | 11-11 | 5202UL..... | 3-22 |
| 2907..... | 11-12 | 3112..... | 11-11 | 5203..... | 3-21 |
| 2907A..... | 11-12 | 3201..... | 11-15 | 5203C50..... | 3-21 |
| 2908..... | 11-12 | 3202..... | 11-15 | 5203R..... | 3-21 |
| 2909..... | 11-12 | 3203..... | 11-15 | 5203R300..... | 3-21 |
| 2909A..... | 11-12 | 3205..... | 11-15 | 5203UL..... | 3-22 |
| 2909B..... | 11-12 | 3206..... | 11-15 | 5204..... | 3-21 |
| 2910..... | 11-12 | 3207..... | 11-15 | 5204R..... | 3-21 |
| 2910A..... | 11-12 | 3208..... | 11-15 | 5204R400..... | 3-21 |
| 2911..... | 11-12 | 3209..... | 11-15 | 5204UL..... | 3-22 |
| 2911A..... | 11-12 | 3209A..... | 11-15 | 5205..... | 3-21 |
| 2912..... | 11-12 | 3209B..... | 11-15 | 5205C25..... | 3-21 |
| 2921..... | 11-13 | 3210..... | 11-15 | 5205R..... | 3-21 |
| 2922..... | 11-13 | 3210A..... | 11-15 | 5205UL..... | 3-22 |
| 2923..... | 11-13 | 3211..... | 11-15 | 5206..... | 3-21 |
| 2925..... | 11-13 | 3211A..... | 11-15 | 5206R..... | 3-21 |
| 2925A..... | 11-13 | 3212..... | 11-15 | 5206UL..... | 3-22 |
| 2926..... | 11-13 | 3301..... | 11-11 | 5207..... | 3-21 |
| 2927..... | 11-13 | 3302..... | 11-11 | 5207UL..... | 3-22 |
| 2927A..... | 11-13 | 3303..... | 11-11 | 5208..... | 3-21 |
| 2928..... | 11-13 | 3305..... | 11-11 | 5208UL..... | 3-22 |
| 2929..... | 11-13 | 3305A..... | 11-11 | 5209..... | 3-21 |
| 2929A..... | 11-13 | 3306..... | 11-11 | 5209UL..... | 3-22 |
| 2929B..... | 11-13 | 3307..... | 11-11 | 5210..... | 3-21 |
| 2930..... | 11-13 | 3308..... | 11-11 | 5210UL..... | 3-22 |
| 2931..... | 11-13 | 3309..... | 11-11 | 5250..... | 3-21 |
| 2932..... | 11-13 | 3309A..... | 11-11 | 6100..... | 2-15 |
| 2933..... | 11-13 | 3310..... | 11-11 | 6100R..... | 2-15 |
| 2934..... | 11-13 | 3310A..... | 11-11 | 6101..... | 2-15 |
| 3001..... | 11-14 | 3311..... | 11-11 | 6101R..... | 2-15 |

| | | | | | |
|---------------|------|--------------|------|-------------|-------|
| 6102..... | 2-15 | 6948..... | 9-7 | 64535..... | 9-8 |
| 6102R..... | 2-15 | 7015..... | 9-6 | 64536..... | 9-8 |
| 6103..... | 2-15 | 7018..... | 9-7 | 64538..... | 9-8 |
| 6103R..... | 2-15 | 7022..... | 9-6 | 64542..... | 9-9 |
| 6104..... | 2-15 | 7024..... | 9-7 | 64543..... | 9-9 |
| 6104R..... | 2-15 | 7030..... | 9-5 | 64544..... | 9-9 |
| 6105..... | 2-15 | 7030SR..... | 9-7 | 64545..... | 9-9 |
| 6105R..... | 2-15 | 7036..... | 9-7 | 64546..... | 9-9 |
| 6105R150..... | 2-15 | 7042..... | 9-7 | 64548..... | 9-9 |
| 6106..... | 2-15 | 7048..... | 9-7 | 64552..... | 9-9 |
| 6106R..... | 2-15 | 7060..... | 9-7 | 64553..... | 9-9 |
| 6107..... | 2-15 | 8415..... | 9-3 | 64554..... | 9-9 |
| 6108..... | 2-15 | 8422..... | 9-2 | 64555..... | 9-9 |
| 6109..... | 2-15 | 8430..... | 9-2 | 64556..... | 9-9 |
| 6110..... | 2-15 | 8515..... | 9-3 | 64558..... | 9-9 |
| 6410..... | 9-9 | 8522..... | 9-2 | 64563..... | 9-9 |
| 6415..... | 9-6 | 8530..... | 9-2 | 64564..... | 9-9 |
| 6422..... | 9-6 | 8615..... | 9-3 | 64565..... | 9-9 |
| 6430..... | 9-5 | 8622..... | 9-2 | 64566..... | 9-9 |
| 6451..... | 9-8 | 8624..... | 9-3 | 64568..... | 9-9 |
| 6452..... | 9-8 | 8630..... | 9-2 | 64573..... | 9-9 |
| 6453..... | 9-8 | 8636..... | 9-3 | 64574..... | 9-9 |
| 6454..... | 9-9 | 8715..... | 9-3 | 64575..... | 9-9 |
| 6455..... | 9-9 | 8722..... | 9-2 | 64576..... | 9-9 |
| 6456..... | 9-9 | 8730..... | 9-2 | 64578..... | 9-9 |
| 6457..... | 9-9 | 8815..... | 9-3 | 64583..... | 9-9 |
| 6458..... | 9-9 | 8822..... | 9-2 | 64584..... | 9-9 |
| 6459..... | 9-9 | 8830..... | 9-2 | 64585..... | 9-9 |
| 6515..... | 9-6 | 8836..... | 9-3 | 64586..... | 9-9 |
| 6522..... | 9-6 | 8848..... | 9-3 | 64588..... | 9-9 |
| 6530..... | 9-5 | 8915..... | 9-3 | 64594..... | 9-9 |
| 6615..... | 9-6 | 8922..... | 9-2 | 64595..... | 9-9 |
| 6622..... | 9-6 | 8924..... | 9-3 | 64596..... | 9-9 |
| 6624..... | 9-7 | 8930..... | 9-2 | 64598..... | 9-9 |
| 6630..... | 9-5 | 8936..... | 9-3 | 104180..... | 13-34 |
| 6630SR..... | 9-7 | 8948..... | 9-3 | 104280..... | 13-34 |
| 6636..... | 9-7 | 9663..... | 5-7 | 104380..... | 13-34 |
| 6642..... | 9-7 | 9674..... | 5-7 | 104480..... | 13-34 |
| 6648..... | 9-7 | 9685..... | 5-7 | 104580..... | 13-34 |
| 6715..... | 9-6 | 9696..... | 5-7 | 104680..... | 13-34 |
| 6722..... | 9-6 | 9707..... | 5-7 | 104780..... | 13-34 |
| 6724..... | 9-7 | 17400CG..... | 15-2 | 104880..... | 13-34 |
| 6730..... | 9-5 | 17400HB..... | 15-2 | 105080..... | 13-34 |
| 6730SR..... | 9-7 | 64104..... | 9-9 | 105180..... | 13-34 |
| 6736..... | 9-7 | 64105..... | 9-9 | 105280..... | 13-34 |
| 6742..... | 9-7 | 64106..... | 9-9 | 105380..... | 13-34 |
| 6748..... | 9-7 | 64108..... | 9-9 | 105480..... | 13-34 |
| 6815..... | 9-6 | 64512..... | 9-8 | 105580..... | 13-34 |
| 6822..... | 9-6 | 64513..... | 9-8 | 105680..... | 13-34 |
| 6824..... | 9-7 | 64514..... | 9-8 | 105780..... | 13-34 |
| 6830..... | 9-5 | 64515..... | 9-8 | 105880..... | 13-34 |
| 6830SR..... | 9-7 | 64516..... | 9-8 | 106080..... | 13-34 |
| 6836..... | 9-7 | 64518..... | 9-8 | 141480..... | 13-35 |
| 6842..... | 9-7 | 64522..... | 9-8 | 141580..... | 13-35 |
| 6848..... | 9-7 | 64523..... | 9-8 | 141680..... | 13-35 |
| 6915..... | 9-6 | 64524..... | 9-8 | 143980..... | 13-35 |
| 6922..... | 9-6 | 64525..... | 9-8 | 144080..... | 13-35 |
| 6924..... | 9-7 | 64526..... | 9-8 | 145880..... | 13-35 |
| 6930..... | 9-5 | 64528..... | 9-8 | 145980..... | 13-35 |
| 6930SR..... | 9-7 | 64532..... | 9-8 | 146080..... | 13-35 |
| 6936..... | 9-7 | 64533..... | 9-8 | 146780..... | 13-35 |
| 6942..... | 9-7 | 64534..... | 9-8 | 146880..... | 13-35 |

| | | | | | |
|----------------|-------|---------------|------|---------------|-------|
| 147380..... | 13-35 | BT24175 | 12-4 | CBS | 12-11 |
| 641010..... | 9-9 | BT34175 | 12-4 | CCH1116B..... | 10-7 |
| 641012..... | 9-9 | C1 | 6-1 | CCH1116W..... | 10-7 |
| 645110..... | 9-8 | C1CG | 6-4 | CCH112B..... | 10-7 |
| 645112..... | 9-8 | C1G7..... | 6-29 | CCH112W..... | 10-7 |
| 645210..... | 9-8 | C1M | 6-22 | CCH114B..... | 10-7 |
| 645212..... | 9-8 | C1MHDG..... | 6-23 | CCH114W..... | 10-7 |
| 645310..... | 9-8 | C1SS | 6-11 | CCH118B..... | 10-7 |
| 645312..... | 9-8 | C1SSCG..... | 6-14 | CCH118W..... | 10-7 |
| 645410..... | 9-9 | C2..... | 6-1 | CCH12B..... | 10-7 |
| 645412..... | 9-9 | C2CG | 6-4 | CCH12W..... | 10-7 |
| 645510..... | 9-9 | C2G7..... | 6-29 | CCH1316B..... | 10-7 |
| 645512..... | 9-9 | C2M | 6-22 | CCH1316W..... | 10-7 |
| 645610..... | 9-9 | C2MHDG..... | 6-23 | CCH138B..... | 10-7 |
| 645612..... | 9-9 | C2SS | 6-11 | CCH138W..... | 10-7 |
| 645710..... | 9-9 | C2SSCG..... | 6-14 | CCH14B..... | 10-7 |
| 645712..... | 9-9 | C3..... | 6-1 | CCH14W..... | 10-7 |
| 645810..... | 9-9 | C3CG | 6-4 | CCH18B..... | 10-7 |
| 645812..... | 9-9 | C3G7..... | 6-29 | CCH18W..... | 10-7 |
| 645910..... | 9-9 | C3M | 6-22 | CCH1916B..... | 10-7 |
| 645912..... | 9-9 | C3MHDG..... | 6-23 | CCH1916W..... | 10-7 |
| 6451112..... | 9-8 | C3SS | 6-11 | CCH1B..... | 10-7 |
| 6451212..... | 9-8 | C3SSCG..... | 6-14 | CCH1W..... | 10-7 |
| 6451312..... | 9-8 | C4..... | 6-1 | CCH316B..... | 10-7 |
| 6452112..... | 9-8 | C4CG | 6-4 | CCH316W..... | 10-7 |
| 6452212..... | 9-8 | C4G7..... | 6-29 | CCH34B..... | 10-7 |
| 6452312..... | 9-8 | C4M | 6-22 | CCH34W..... | 10-7 |
| 6453212..... | 9-8 | C4MHDG..... | 6-23 | CCH38B..... | 10-7 |
| 6453312..... | 9-8 | C4SS | 6-11 | CCH38W..... | 10-7 |
| 6454212..... | 9-9 | C4SSCG..... | 6-14 | CCH516B..... | 10-7 |
| 6454312..... | 9-9 | C5..... | 6-1 | CCH516W..... | 10-7 |
| 6455212..... | 9-9 | C5CG | 6-4 | CCH58B..... | 10-7 |
| 6455312..... | 9-9 | C5G7..... | 6-29 | CCH58W..... | 10-7 |
| 6456212..... | 9-9 | C5M | 6-22 | CCH716B..... | 10-7 |
| 6456312..... | 9-9 | C5MHDG..... | 6-23 | CCH716W..... | 10-7 |
| 6457312..... | 9-9 | C5SS | 6-11 | CCH78B..... | 10-7 |
| 6458312..... | 9-9 | C5SSCG..... | 6-14 | CCH78W..... | 10-7 |
| ACD48 | 12-13 | C6..... | 6-1 | CCH916B..... | 10-7 |
| ACD49 | 12-13 | C6CG | 6-4 | CCH916W..... | 10-7 |
| ACD50 | 12-13 | C6G7..... | 6-29 | CR4MHDG | 6-23 |
| ACD51 | 12-13 | C6M | 6-22 | CR5MHDG | 6-23 |
| ACD52 | 12-13 | C6MHDG..... | 6-23 | CR6MHDG | 6-23 |
| ACD53 | 12-13 | C6SS | 6-11 | CR7MHDG | 6-23 |
| ACW10 | 12-14 | C6SSCG..... | 6-14 | CR8MHDG | 6-23 |
| ACW11 | 12-14 | C7..... | 6-1 | CR9MHDG | 6-23 |
| ACW12 | 12-14 | C7CG | 6-4 | CR10MHDG..... | 6-23 |
| ACW13 | 12-14 | C7G7..... | 6-29 | DS1 | 1-13 |
| ACW1412..... | 12-14 | C7M | 6-22 | DS2 | 1-13 |
| ACW1612..... | 12-14 | C7MHDG..... | 6-23 | DS3 | 1-13 |
| ACW16124W..... | 12-14 | C8..... | 6-1 | EC1 | 6-6 |
| AMC1 | 3-1 | C8CG | 6-4 | EC1CG..... | 6-9 |
| AMC12 | 3-1 | C8G7..... | 6-29 | EC2 | 6-6 |
| AMC2 | 3-1 | C8M | 6-22 | EC2CG..... | 6-9 |
| BT0418 | 12-4 | C8MHDG..... | 6-23 | EC3 | 6-6 |
| BT0530 | 12-4 | C9..... | 6-1 | EC3CG..... | 6-9 |
| BT0618 | 12-4 | C9CG | 6-4 | EC4 | 6-6 |
| BT0750 | 12-4 | C9M | 6-22 | EC4CG..... | 6-9 |
| BT0818 | 12-4 | C9MHDG..... | 6-23 | EC5 | 6-6 |
| BT0840 | 12-4 | C10..... | 6-1 | EC5CG..... | 6-9 |
| BT1150..... | 12-4 | C10CG | 6-4 | EC6 | 6-6 |
| BT1250..... | 12-4 | C10M | 6-22 | EC6CG..... | 6-9 |
| BT1450..... | 12-4 | C10MHDG..... | 6-23 | EC7 | 6-6 |

| | | | | | |
|--------------|------|-----------------|-------|--------------|-------|
| EC7CG..... | 6-9 | ELR8CG..... | 6-10 | HF1114..... | 2-13 |
| EC8..... | 6-6 | ELR9..... | 6-7 | HF112..... | 2-13 |
| EC8CG..... | 6-9 | ELR9CG..... | 6-10 | HF112R..... | 2-13 |
| EC9..... | 6-6 | ELR10..... | 6-7 | HF12..... | 2-13 |
| EC9CG..... | 6-9 | ELR10CG..... | 6-10 | HF134..... | 2-13 |
| EC10..... | 6-6 | ET1..... | 6-8 | HF134R..... | 2-13 |
| EC10CG..... | 6-9 | ET1CG..... | 6-10 | HF138..... | 2-13 |
| ELB1..... | 6-6 | ET2..... | 6-8 | HF21..... | 2-14 |
| ELB1CG..... | 6-8 | ET2CG..... | 6-10 | HF22..... | 2-14 |
| ELB2..... | 6-6 | ET3..... | 6-8 | HF212..... | 2-14 |
| ELB2CG..... | 6-8 | ET3CG..... | 6-10 | HF214..... | 2-14 |
| ELB3..... | 6-6 | ET4..... | 6-8 | HF234..... | 2-14 |
| ELB3CG..... | 6-8 | ET4CG..... | 6-10 | HF238..... | 2-14 |
| ELB4..... | 6-6 | ET5..... | 6-8 | HF2112..... | 2-14 |
| ELB4CG..... | 6-8 | ET5CG..... | 6-10 | HF2114..... | 2-14 |
| ELB5..... | 6-6 | ET6..... | 6-8 | K050..... | 12-11 |
| ELB5CG..... | 6-8 | ET6CG..... | 6-10 | K051..... | 12-11 |
| ELB6..... | 6-6 | ET7..... | 6-8 | K052..... | 12-11 |
| ELB6CG..... | 6-8 | ET7CG..... | 6-10 | K053..... | 12-11 |
| ELB7..... | 6-6 | ET8..... | 6-8 | K054..... | 12-11 |
| ELB7CG..... | 6-8 | ET8CG..... | 6-10 | K055..... | 12-11 |
| ELB8..... | 6-6 | ET9..... | 6-8 | LB1..... | 6-1 |
| ELB8CG..... | 6-8 | ET9CG..... | 6-10 | LB1CG..... | 6-3 |
| ELB9..... | 6-6 | ET10..... | 6-8 | LB1G7..... | 6-28 |
| ELB9CG..... | 6-8 | ET10CG..... | 6-10 | LB1M..... | 6-21 |
| ELB10..... | 6-6 | FC1..... | 12-7 | LB1MHDG..... | 6-21 |
| ELB10CG..... | 6-8 | FLEXLTF11..... | 10-2 | LB1SS..... | 6-11 |
| ELL1..... | 6-7 | FLEXLTF12..... | 10-1 | LB1SSCG..... | 6-13 |
| ELL1CG..... | 6-9 | FLEXLTF16..... | 10-2 | LB2..... | 6-1 |
| ELL2..... | 6-7 | FLEXLTF34..... | 10-1 | LB2CG..... | 6-3 |
| ELL2CG..... | 6-9 | FLEXLTF38..... | 10-1 | LB2G7..... | 6-28 |
| ELL3..... | 6-7 | FLEXLTF7..... | 10-2 | LB2M..... | 6-21 |
| ELL3CG..... | 6-9 | FLEXRLTF12..... | 10-1 | LB2MHDG..... | 6-21 |
| ELL4..... | 6-7 | FLEXRLTF13..... | 10-2 | LB2SS..... | 6-11 |
| ELL4CG..... | 6-9 | FLEXRLTF21..... | 10-2 | LB2SSCG..... | 6-13 |
| ELL5..... | 6-7 | FLEXRLTF34..... | 10-1 | LB3..... | 6-1 |
| ELL5CG..... | 6-9 | FLEXRLTF38..... | 10-1 | LB3CG..... | 6-3 |
| ELL6..... | 6-7 | FLEXRLTF9..... | 10-2 | LB3G7..... | 6-28 |
| ELL6CG..... | 6-9 | FS1M..... | 8-32 | LB3M..... | 6-21 |
| ELL7..... | 6-7 | FS2M..... | 8-32 | LB3MHDG..... | 6-21 |
| ELL7CG..... | 6-9 | FS3M..... | 8-32 | LB3SS..... | 6-11 |
| ELL8..... | 6-7 | FSBCM..... | 8-34 | LB3SSCG..... | 6-13 |
| ELL8CG..... | 6-9 | FSBCS..... | 8-35 | LB4..... | 6-1 |
| ELL9..... | 6-7 | FSCS1M..... | 8-33 | LB4CG..... | 6-3 |
| ELL9CG..... | 6-9 | FSCS2M..... | 8-33 | LB4G7..... | 6-28 |
| ELL10..... | 6-7 | FSCS3M..... | 8-33 | LB4M..... | 6-21 |
| ELL10CG..... | 6-9 | FSD1M..... | 8-33 | LB4MHDG..... | 6-21 |
| ELR1..... | 6-7 | FSD2M..... | 8-33 | LB4SS..... | 6-11 |
| ELR1CG..... | 6-10 | FSD3M..... | 8-33 | LB4SSCG..... | 6-13 |
| ELR2..... | 6-7 | FSDD1M..... | 8-33 | LB5..... | 6-1 |
| ELR2CG..... | 6-10 | FSDD2M..... | 8-33 | LB5CG..... | 6-3 |
| ELR3..... | 6-7 | FSDD3M..... | 8-33 | LB5G7..... | 6-28 |
| ELR3CG..... | 6-10 | FSDRM..... | 8-34 | LB5M..... | 6-21 |
| ELR4..... | 6-7 | FSDRS..... | 8-35 | LB5MHDG..... | 6-21 |
| ELR4CG..... | 6-10 | FSFDCG..... | 8-34 | LB5SS..... | 6-11 |
| ELR5..... | 6-7 | FSGFIS..... | 8-35 | LB5SSCG..... | 6-13 |
| ELR5CG..... | 6-10 | FSGSM..... | 8-34 | LB6..... | 6-1 |
| ELR6..... | 6-7 | FSGSS..... | 8-35 | LB6CG..... | 6-3 |
| ELR6CG..... | 6-10 | GC99..... | 11-17 | LB6G7..... | 6-28 |
| ELR7..... | 6-7 | HF11..... | 2-13 | LB6M..... | 6-21 |
| ELR7CG..... | 6-10 | HF11R..... | 2-13 | LB6MHDG..... | 6-21 |
| ELR8..... | 6-7 | HF1112..... | 2-13 | LB6SS..... | 6-11 |

| | | | | | |
|-----------------|------|----------------|------|----------------|------|
| LB6SSCG | 6-13 | LL5SSCG | 6-14 | LR6 | 6-2 |
| LB7 | 6-1 | LL6 | 6-2 | LR6CG | 6-5 |
| LB7CG | 6-3 | LL6CG | 6-4 | LR6G7 | 6-30 |
| LB7G7 | 6-28 | LL6G7 | 6-29 | LR6M | 6-25 |
| LB7M | 6-21 | LL6M | 6-24 | LR6MHDG | 6-25 |
| LB7MHDG | 6-21 | LL6MHDG | 6-24 | LR6SS | 6-12 |
| LB8 | 6-1 | LL6SS | 6-12 | LR6SSCG | 6-15 |
| LB8CG | 6-3 | LL6SSCG | 6-14 | LR7 | 6-2 |
| LB8G7 | 6-28 | LL7 | 6-2 | LR7CG | 6-5 |
| LB8M | 6-21 | LL7CG | 6-4 | LR7G7 | 6-30 |
| LB8MHDG | 6-21 | LL7G7 | 6-29 | LR7M | 6-25 |
| LB9 | 6-1 | LL7M | 6-24 | LR7MHDG | 6-25 |
| LB9CG | 6-3 | LL7MHDG | 6-24 | LR8 | 6-2 |
| LB9G7 | 6-28 | LL8 | 6-2 | LR8CG | 6-5 |
| LB9M | 6-21 | LL8CG | 6-4 | LR8G7 | 6-30 |
| LB9MHDG | 6-21 | LL8G7 | 6-29 | LR8M | 6-25 |
| LB10 | 6-1 | LL8M | 6-24 | LR8MHDG | 6-25 |
| LB10CG | 6-3 | LL8MHDG | 6-24 | LR9 | 6-2 |
| LB10G7 | 6-28 | LL9 | 6-2 | LR9CG | 6-5 |
| LB10M | 6-21 | LL9CG | 6-4 | LR9M | 6-25 |
| LB10MHDG | 6-21 | LL9M | 6-24 | LR9MHDG | 6-25 |
| LBR4MHDG | 6-22 | LL9MHDG | 6-24 | LR10 | 6-2 |
| LBR5MHDG | 6-22 | LL10 | 6-2 | LR10CG | 6-5 |
| LBR6MHDG | 6-22 | LL10CG | 6-4 | LR10G7 | 6-30 |
| LBR7MHDG | 6-22 | LL10G7 | 6-29 | LR10M | 6-25 |
| LBR8MHDG | 6-22 | LL10M | 6-24 | LR10MHDG | 6-25 |
| LBR9MHDG | 6-22 | LL10MHDG | 6-24 | LTF1 | 10-1 |
| LBR10MHDG | 6-22 | LR1 | 6-2 | LTF7 | 10-2 |
| LL1 | 6-2 | LR1CG | 6-5 | LTF9 | 10-2 |
| LL1CG | 6-4 | LR1G7 | 6-30 | LTF11 | 10-2 |
| LL1G7 | 6-29 | LR1M | 6-25 | LTF12 | 10-1 |
| LL1M | 6-24 | LR1MHDG | 6-25 | LTF13 | 10-2 |
| LL1MHDG | 6-24 | LR1SS | 6-12 | LTF21 | 10-2 |
| LL1SS | 6-12 | LR1SSCG | 6-15 | LTF29 | 10-2 |
| LL1SSCG | 6-14 | LR2 | 6-2 | LTF34 | 10-1 |
| LL2 | 6-2 | LR2CG | 6-5 | LTF38 | 10-1 |
| LL2CG | 6-4 | LR2G7 | 6-30 | MLBCG4 | 6-20 |
| LL2G7 | 6-29 | LR2M | 6-25 | MLBCG5 | 6-20 |
| LL2M | 6-24 | LR2MHDG | 6-25 | MLBCG6 | 6-20 |
| LL2MHDG | 6-24 | LR2SS | 6-12 | MLBCG7 | 6-20 |
| LL2SS | 6-12 | LR2SSCG | 6-15 | MLBCG8 | 6-20 |
| LL2SSCG | 6-14 | LR3 | 6-2 | MLBCG9 | 6-20 |
| LL3 | 6-2 | LR3CG | 6-5 | MLBCG10 | 6-20 |
| LL3CG | 6-4 | LR3G7 | 6-30 | MP4A | 12-5 |
| LL3G7 | 6-29 | LR3M | 6-25 | MP4AB | 12-5 |
| LL3M | 6-24 | LR3MHDG | 6-25 | MP4S | 12-5 |
| LL3MHDG | 6-24 | LR3SS | 6-12 | MP4SB | 12-5 |
| LL3SS | 6-12 | LR3SSCG | 6-15 | NC25 | 12-1 |
| LL3SSCG | 6-14 | LR4 | 6-2 | NLN1B | 10-8 |
| LL4 | 6-2 | LR4CG | 6-5 | NLN1G | 10-8 |
| LL4CG | 6-4 | LR4G7 | 6-30 | NLN12B | 10-8 |
| LL4G7 | 6-29 | LR4M | 6-25 | NLN12G | 10-8 |
| LL4M | 6-24 | LR4MHDG | 6-25 | NLN34B | 10-8 |
| LL4MHDG | 6-24 | LR4SS | 6-12 | NLN34G | 10-8 |
| LL4SS | 6-12 | LR4SSCG | 6-15 | NLN38B | 10-8 |
| LL4SSCG | 6-14 | LR5 | 6-2 | NLN38G | 10-8 |
| LL5 | 6-2 | LR5CG | 6-5 | NT0418 | 12-4 |
| LL5CG | 6-4 | LR5G7 | 6-30 | NT0530 | 12-4 |
| LL5G7 | 6-29 | LR5M | 6-25 | NT0618 | 12-4 |
| LL5M | 6-24 | LR5MHDG | 6-25 | NT0640 | 12-4 |
| LL5MHDG | 6-24 | LR5SS | 6-12 | NT0750 | 12-4 |
| LL5SS | 6-12 | LR5SSCG | 6-15 | NT0818 | 12-4 |

| | | | | | |
|---------------|------|----------------|------|---------------|------|
| NT0840 | 12-4 | RB17 | 8-28 | T4 | 6-3 |
| NT08120 | 12-4 | RB18 | 8-28 | T4CG | 6-5 |
| NT1150 | 12-4 | RB19 | 8-28 | T4G7 | 6-30 |
| NT1450 | 12-4 | RB20 | 8-28 | T4M | 6-26 |
| NT24175 | 12-4 | RB21 | 8-28 | T4MHDG | 6-26 |
| NT30175 | 12-4 | RB22 | 8-28 | T4SS | 6-13 |
| NT34175 | 12-4 | RB23 | 8-28 | T4SSCG | 6-15 |
| P2 | 12-3 | RB24 | 8-28 | T5 | 6-3 |
| P470 | 2-10 | RB25 | 8-28 | T5CG | 6-5 |
| P470B | 2-10 | RB26 | 8-28 | T5G7 | 6-30 |
| P471 | 2-10 | RB27 | 8-28 | T5M | 6-26 |
| P471B | 2-10 | RB28 | 8-28 | T5MHDG | 6-26 |
| P472 | 2-10 | RB29 | 8-28 | T5SS | 6-13 |
| P472B | 2-10 | RB30 | 8-28 | T5SSCG | 6-15 |
| P473 | 2-10 | RB31 | 8-28 | T6 | 6-3 |
| P473B | 2-10 | RB32 | 8-28 | T6CG | 6-5 |
| P474 | 2-10 | RCR50 | 4-2 | T6G7 | 6-30 |
| P474B | 2-10 | RCR75 | 4-2 | T6M | 6-26 |
| P475 | 2-10 | RLTF16 | 10-2 | T6MHDG | 6-26 |
| P475B | 2-10 | RLTF34 | 10-1 | T6SS | 6-13 |
| P476 | 2-10 | RLTF38 | 10-1 | T6SSCG | 6-15 |
| P476B | 2-10 | SB2.531 | 10-6 | T7 | 6-3 |
| P490 | 2-11 | SB3.039 | 10-6 | T7CG | 6-5 |
| P490B | 2-11 | SB3.547 | 10-6 | T7G7 | 6-30 |
| P491 | 2-11 | SB4.055 | 10-6 | T7M | 6-26 |
| P491B | 2-11 | SB8756 | 10-6 | T7MHDG | 6-26 |
| P492 | 2-11 | SB8757 | 10-6 | T8 | 6-3 |
| P492B | 2-11 | SB8758 | 10-6 | T8CG | 6-5 |
| P493 | 2-11 | SB8759 | 10-6 | T8G7 | 6-30 |
| P493B | 2-11 | SB87510 | 10-6 | T8M | 6-26 |
| P494 | 2-11 | SB87511 | 10-6 | T8MHDG | 6-26 |
| P494B | 2-11 | SB109313 | 10-6 | T9 | 6-3 |
| P495 | 2-11 | SB109314 | 10-6 | T9CG | 6-5 |
| P495B | 2-11 | SB109315 | 10-6 | T9M | 6-26 |
| P496 | 2-11 | SB137514 | 10-6 | T9MHDG | 6-26 |
| P496B | 2-11 | SB137516 | 10-6 | T10 | 6-3 |
| PK050 | 10-8 | SB175022 | 10-6 | T10CG | 6-5 |
| PK051 | 10-8 | SB200026 | 10-6 | T10G7 | 6-30 |
| PK052 | 10-8 | SD1 | 15-3 | T10M | 6-26 |
| PK053 | 10-8 | T1 | 6-3 | T10MHDG | 6-26 |
| PK054 | 10-8 | T124 | 15-2 | TA50 | 3-7 |
| PK055 | 10-8 | T124L | 15-2 | TA75 | 3-7 |
| POR1 | 12-3 | T1CG | 6-5 | TA100 | 3-7 |
| PTB0750 | 12-5 | T1G7 | 6-30 | TA125 | 3-7 |
| PTB1150 | 12-5 | T1M | 6-26 | TA150 | 3-7 |
| PTB1450 | 12-5 | T1MHDG | 6-26 | TA200 | 3-7 |
| RB1 | 8-28 | T1SS | 6-13 | TB1M | 6-27 |
| RB2 | 8-28 | T1SSCG | 6-15 | TB1SSCG | 6-16 |
| RB3 | 8-28 | T2 | 6-3 | TB2M | 6-27 |
| RB4 | 8-28 | T2CG | 6-5 | TB2SSCG | 6-16 |
| RB5 | 8-28 | T2G7 | 6-30 | TB3M | 6-27 |
| RB6 | 8-28 | T2M | 6-26 | TB3SSCG | 6-16 |
| RB7 | 8-28 | T2MHDG | 6-26 | TB4M | 6-27 |
| RB8 | 8-28 | T2SS | 6-13 | TB4SSCG | 6-16 |
| RB9 | 8-28 | T2SSCG | 6-15 | TB5M | 6-27 |
| RB10 | 8-28 | T3 | 6-3 | TB5SSCG | 6-16 |
| RB11 | 8-28 | T3CG | 6-5 | TB6M | 6-27 |
| RB12 | 8-28 | T3G7 | 6-30 | TB6SSCG | 6-16 |
| RB13 | 8-28 | T3M | 6-26 | UB625 | 10-6 |
| RB14 | 8-28 | T3MHDG | 6-26 | UB750 | 10-6 |
| RB15 | 8-28 | T3SS | 6-13 | UB812 | 10-6 |
| RB16 | 8-28 | T3SSCG | 6-15 | UB875 | 10-6 |

| | | | | | |
|------------------|-------|-----------------|-------|----------------|-------|
| UB1000..... | 10-6 | WB2475..... | 14-4 | WDB1350W..... | 14-3 |
| UB1093..... | 10-6 | WB2550..... | 14-5 | WDB1375..... | 14-3 |
| UB1375..... | 10-6 | WB2550X..... | 14-6 | WDB1375B..... | 14-3 |
| V22..... | 15-1 | WB2575..... | 14-5 | WDB1375W..... | 14-3 |
| V38..... | 15-1 | WB2575X..... | 14-6 | WDB13100..... | 14-3 |
| VF28..... | 2-14 | WB2650X..... | 14-7 | WDB1550X..... | 14-3 |
| VF100W50..... | 14-29 | WB2675X..... | 14-7 | WDB1575X..... | 14-3 |
| VF100W50CG..... | 14-29 | WB2750..... | 14-5 | WDB15100X..... | 14-3 |
| VF100W75..... | 14-29 | WB2750X..... | 14-7 | WDB2550..... | 14-6 |
| VF100W75CG..... | 14-29 | WB2775..... | 14-5 | WDB2575..... | 14-6 |
| VF200W50CG..... | 14-29 | WB2775X..... | 14-7 | WDB25100..... | 14-6 |
| VF200W75CG..... | 14-29 | WB25100X..... | 14-6 | WG1..... | 11-16 |
| VF1BOX50..... | 14-29 | WB3750..... | 14-8 | WG2..... | 11-16 |
| VF1BOX75..... | 14-29 | WB3775..... | 14-8 | WP100..... | 14-28 |
| VFiCC..... | 14-29 | WB37100..... | 14-8 | WP100PL..... | 14-28 |
| VFiGLS..... | 14-29 | WC1B..... | 14-13 | WP50..... | 14-28 |
| VFP100W50CG..... | 14-29 | WC1BB..... | 14-13 | WP50PL..... | 14-28 |
| VFP100W75CG..... | 14-29 | WC1BW..... | 14-13 | WP50PLB..... | 14-28 |
| VFW100W50CG..... | 14-29 | WC1V12..... | 14-9 | WP50PLW..... | 14-28 |
| VFW100W75CG..... | 14-29 | WC1V12B..... | 14-9 | WP75..... | 14-28 |
| W81G1..... | 11-16 | WC1V12W..... | 14-9 | WP75PL..... | 14-28 |
| W81G2..... | 11-16 | WC2225..... | 14-18 | WPAR50..... | 14-28 |
| W82B1..... | 11-16 | WC2225B..... | 14-18 | WPAR50B..... | 14-28 |
| W82B2..... | 11-16 | WC2225W..... | 14-18 | WPAR50W..... | 14-28 |
| W83O1..... | 11-16 | WC25GFI..... | 14-15 | WPBH50..... | 14-28 |
| W83O2..... | 11-16 | WC2B..... | 14-18 | WR1..... | 11-16 |
| W84Y1..... | 11-16 | WC2BB..... | 14-18 | WR2..... | 11-16 |
| W84Y2..... | 11-16 | WC2BW..... | 14-18 | WRB450EXT..... | 14-25 |
| W86R1..... | 11-16 | WC3325..... | 14-19 | WRB475EXT..... | 14-25 |
| W86R2..... | 11-16 | WC3B..... | 14-19 | WRB1550..... | 14-25 |
| WB1..... | 11-16 | WCH1DUP..... | 14-10 | WRB1550B..... | 14-25 |
| WB1EXT..... | 14-26 | WCH1DUPB..... | 14-10 | WRB1550W..... | 14-25 |
| WB1350..... | 14-1 | WCH1DUPW..... | 14-10 | WRB1575..... | 14-25 |
| WB1350B..... | 14-1 | WCH1GFI..... | 14-11 | WRB1575W..... | 14-25 |
| WB1350W..... | 14-1 | WCH1GFIW..... | 14-11 | WRCB..... | 14-24 |
| WB1375..... | 14-1 | WCiU1..... | 14-20 | WRC150..... | 14-24 |
| WB1375B..... | 14-1 | WCiU1D..... | 14-20 | WRC150B..... | 14-24 |
| WB1375W..... | 14-1 | WCiU1HM..... | 14-21 | WRC150W..... | 14-24 |
| WB13100..... | 14-1 | WCiU1SD..... | 14-20 | WRC250..... | 14-24 |
| WB1450..... | 14-1 | WCiU1VM..... | 14-21 | WRC250W..... | 14-24 |
| WB1450B..... | 14-1 | WCiU2..... | 14-22 | WRC350..... | 14-24 |
| WB1450EXT..... | 14-26 | WCiU2M..... | 14-23 | WRC350B..... | 14-24 |
| WB1450W..... | 14-1 | WCiU2SD..... | 14-22 | WRC350W..... | 14-24 |
| WB1475..... | 14-1 | WCR1150..... | 14-9 | WSC1VHD..... | 14-12 |
| WB1475EXT..... | 14-26 | WCR1150W..... | 14-9 | WSC22HD..... | 14-17 |
| WB1550..... | 14-2 | WCR1350..... | 14-9 | WT1..... | 11-16 |
| WB1550X..... | 14-2 | WCR1350B..... | 14-9 | WT2..... | 11-16 |
| WB1575..... | 14-2 | WCR1350W..... | 14-9 | WY1..... | 11-16 |
| WB1575X..... | 14-2 | WCV1GFI..... | 14-12 | WY2..... | 11-16 |
| WB15100..... | 14-2 | WCV1GFIW..... | 14-12 | X1M..... | 6-27 |
| WB15100X..... | 14-2 | WCV11..... | 14-11 | X1SSCG..... | 6-16 |
| WB1650EXT..... | 14-27 | WCV11.625..... | 14-13 | X2M..... | 6-27 |
| WB1675EXT..... | 14-27 | WCV12.125..... | 14-13 | X2SSCG..... | 6-16 |
| WB2..... | 11-16 | WCV1DUP..... | 14-10 | X3M..... | 6-27 |
| WB2EXT..... | 14-27 | WCV2DUP..... | 14-14 | X3SSCG..... | 6-16 |
| WB2350..... | 14-4 | WCV2DUPGFI..... | 14-16 | X4M..... | 6-27 |
| WB2350B..... | 14-4 | WCV2GFI..... | 14-16 | X4SSCG..... | 6-16 |
| WB2350W..... | 14-4 | WCV2SDUP..... | 14-14 | X5M..... | 6-27 |
| WB2375..... | 14-4 | WCV2264..... | 14-17 | X5SSCG..... | 6-16 |
| WB2375B..... | 14-4 | WCV21515..... | 14-14 | X6M..... | 6-27 |
| WB2375W..... | 14-4 | WCV22125..... | 14-17 | X6SSCG..... | 6-16 |
| WB23100..... | 14-4 | WDB1350..... | 14-3 | | |
| WB2450..... | 14-4 | WDB1350B..... | 14-3 | | |

Topaz Limited Warranty

Topaz Electric utilizes a double check inspection system in order to minimize the possibility of defective goods leaving our facility. TOPAZ products are warranted against defects in workmanship and materials at the time of shipment. TOPAZ will replace free of charge any part it determines to be defective in material or workmanship provided that:

1. A CLAIM IS MADE WITHIN ONE YEAR AFTER RECEIVING SHIPMENT.
2. THE PART HAS NOT BEEN PHYSICALLY DAMAGED OR OTHERWISE ABUSED.

There are no express or implied warranties of merchantability or fitness for a particular purpose and any such warranties are specifically disclaimed. No other liabilities are included, such as the cost of removal and replacement of defective parts, labor costs, loss of anticipated profits, claims of buyers' customers, or consequential damages of any kind. The limited warranty contained in the preceding paragraph is the sole and only warranty offered by Topaz. Some states do not allow limitations as to how long an implied warranty lasts, or the exclusion or limitation of incidental or consequential damages, so the limitations or exclusions may not apply to you.

Although this warranty gives you specific legal rights, you may also have other rights that vary from state to state.



Topaz is committed to delivering the highest quality products to our customers, but not without regard for the environment. This is why we participate in the RoHS European Directive 2002/95/EG, which was established to restrict six hazardous substances in electrical and electronic equipment.



TOPAZ ELECTRIC PRODUCTS ARE MANUFACTURED FOR NEC INSTALLATION ON LISTED RACEWAYS

Product listed by Underwriters Laboratories and certified by the Canadian Standards Association are indicated accordingly. All listings are as of the publication date of this catalog. Updated listings are available upon request.



APPLICABLE THIRD PARTY STANDARDS

Topaz Electric products are manufactured in compliance with Federal Specifications W-F-406D and W-F-408D, ANSI/NEMA-FB1-1993.



CITY OF NEW YORK
DEPARTMENT OF
GENERAL SERVICES



Due to Topaz's policy of continued product development, specifications are subject to change without notice. All dimensions are in inches unless otherwise noted.



Friendly Service... Powerful Solutions™

NY Office

925 Waverly Avenue
Holtsville, NY 11742
800.666.2852
Fax | 631.654.1261

CA Office

225 Parkside Drive
San Fernando, CA 91340
888.551.2852 or 818.838.3123
Fax | 888.690.2852 or 818.838.3102

FL Office

2020 West 26th Street
Jacksonville, FL 32209
800.338.2852
Fax | 772.778.5386

info@topaz-usa.com | www.topaz-usa.com