



Carlton® PH New Work Boxes


Carlton® Brown Phenolic Boxes

Carlton® Brown Phenolic Boxes

New Fire Rating! Carlton® phenolic boxes can be installed in the same stud cavity of a shared two-hour wall. They may also face opposite directions with only a 3" horizontal separation — ideal for multi-family construction!

- All Phenolic boxes are listed to UL514C
- All Phenolic boxes are listed for masonry walls
- All Phenolic boxes are UL Classified for 2 hr. fire wall and/or fire ceiling
- All Phenolic boxes meet NEMA OS-2
- All Phenolic boxes are permissible for use with 90 degree C conductors
- UL File E11461 and R9140


One-Gang Nail On



One-Gang Nail On 9.0 – 18.0 Cu. In.



CAT. NO.	SIZE CU. IN.	MOUNTING MEANS	DESCRIPTION	DIMENSIONS (IN.)	STD. CTN. QTY.
2050-UB	9.0	Bottom nails	—	3 ⁹ / ₁₆ L x 2 ¹ / ₄ W x 1 ¹³ / ₁₆ D	100
2070	14.0	Bottom nails	—	3 ⁹ / ₁₆ L x 2 ¹ / ₄ W x 2 ⁵ / ₈ D	100
2030	16.0	Bottom nails	—	3 ⁹ / ₁₆ L x 2 ¹⁵ / ₃₂ W x 2 ¹³ / ₁₆ D	100
1040	18.0	Compound angled nails	—	3 ⁹ / ₁₆ L x 2 ¹ / ₈ W x 3 ¹ / ₈ D	100
1240	18.0	Recessed angled nails	—	3 ¹¹ / ₁₆ L x 2 ¹ / ₄ W x 3 ⁵ / ₁₆ D	100
2000	18.0	Bottom nails	"Classic"	3 ¹¹ / ₁₆ L x 2 ¹ / ₄ W x 3 ¹ / ₈ D	100



One-Gang Nail On 20.3 – 22.5 Cu. In.



CAT. NO.	SIZE CU. IN.	MOUNTING MEANS	DESCRIPTION	DIMENSIONS (IN.)	STD. CTN. QTY.
1250-UB	20.3	Recessed angled nails	—	3 ⁷ / ₈ L x 2 ³ / ₈ W x 3 ³ / ₈ D	100
1250-UB-S	20.3	Recessed angled tech screws for wood or steel studs	—	3 ⁷ / ₈ L x 2 ³ / ₈ W x 3 ³ / ₈ D	100
1050-UB	21.0	Compound angled nails	—	3 ⁵ / ₈ L x 2 ⁵ / ₁₆ W x 3 ¹ / ₂ D	50
1260	22.5	Recessed angled nails	—	3 ⁷ / ₈ L x 2 ³ / ₈ W x 3 ²¹ / ₃₂ D	50
1260-S	22.5	Recessed angled tech screws for wood or steel studs	—	3 ⁷ / ₈ L x 2 ³ / ₈ W x 3 ²¹ / ₃₂ D	50




Carlon® PH New Work Boxes



Carlon® Brown Phenolic Boxes

One-Gang Brackets



9050-702

2030-502

2030-702

2000-738

1250-112

One-Gang Brackets 5.0 – 20.3 Cu. In.



CAT. NO.	SIZE CU. IN.	MOUNTING MEANS	DESCRIPTION	DIMENSIONS (IN.)	STD. CTN. QTY.
9050-702	5.0	1/4" offset bracket for wood/steel studs	—	3 9/16 L x 2 1/8 W x 1 D	100
2030-502	16.0	1/2" offset bracket for wood/steel studs	—	3 5/8 L x 2 1/4 W x 2 3/4 D	100
2030-702	16.0	1/4" offset bracket for wood/steel studs	—	3 5/8 L x 2 1/4 W x 2 3/4 D	100
2000-738	18.0	3/8" offset bracket for wood/steel studs	—	3 5/8 L x 2 5/16 W x 3 1/8 D	100
1250-112	20.3	1/2" offset bracket for wood/steel studs	—	3 7/8 L x 2 3/8 W x 3 3/8 D	50

Two-Gang Nail On



1032-C

1032-UB

1052-C

1052-C-SQ

1052-PC

1052-UB

1072

1072-C

1072-C-SQ

1072-PC

Two-Gang Nail On 27.5 – 40.5 Cu. In.



CAT. NO.	SIZE CU. IN.	MOUNTING MEANS	DESCRIPTION	DIMENSIONS (IN.)	STD. CTN. QTY.
1032-C	27.5	Compound angled nails	High clamps	3 5/8 L x 4 1/16 W x 2 1 1/16 D	50
1032-UB	27.5	Compound angled nails	#36 clamps bulk packed	3 5/8 L x 4 1/16 W x 2 1 1/16 D	50
1052-C	32.5	Compound angled nails	High clamps	3 5/8 L x 4 1/16 W x 3 1/8 D	50
1052-C-SQ	32.5	Compound angled nails	High clamps with #2 Sq+Ph combo head screw	3 5/8 L x 4 1/16 W x 3 1/8 D	50
1052-PC	32.5	Compound angled nails	Non-metallic clamps	3 5/8 L x 4 1/16 W x 3 1/8 D	50
1052-UB	32.5	Compound angled nails	#36 clamps bulk packed	3 5/8 L x 4 1/16 W x 3 1/8 D	50
1072	40.5	Compound angled nails	#36 clamps bulk packed	3 5/8 L x 4 3/32 W x 3 7/8 D	50
1072-C	40.5	Compound angled nails	High clamps	3 5/8 L x 4 3/32 W x 3 7/8 D	50
1072-C-SQ	40.5	Compound angled nails	High clamps with #2 Sq+Ph combo head screw	3 5/8 L x 4 3/32 W x 3 7/8 D	50
1072-PC	40.5	Compound angled nails	Non-metallic clamps	3 5/8 L x 4 3/32 W x 3 7/8 D	50



United States
Tel: 901.252.8000
Fax: 901.252.1354

Technical Services
Tel: 888.862.3289

Thomas & Betts


www.tnb.com



Carlton® PH New Work Boxes

Carlton® Brown Phenolic Boxes

Two-Gang Brackets



Two-Gang Brackets 24.0 – 34.0 Cu. In.




CAT. NO.	SIZE CU. IN.	MOUNTING MEANS	DESCRIPTION	DIMENSIONS (IN.)	STD. CTN. QTY.
7072-2	24.0	#2 bottom bracket and wire support	High clamps	3 ⁵ / ₁₆ L x 4 W x 2 ³ / ₄ D	50
7072-202	24.0	#2 bottom bracket and wire support	#36 clamps bulk packed	3 ⁵ / ₁₆ L x 4 W x 2 ³ / ₄ D	50
7072-N02	24.0	"N" bracket	#36 clamps bulk packed	3 ⁵ / ₁₆ L x 4 W x 2 ³ / ₄ D	50
6062-402	25.0	Ears, #4 swing bracket	#36 clamps bulk packed	3 ³ / ₈ L x 4 ³ / ₁₆ W x 2 ¹ / ₂ D	50
6062-4-UB	25.0	Ears, #4 swing bracket	High clamps	3 ³ / ₈ L x 4 ³ / ₁₆ W x 2 ¹ / ₂ D	50
6062-4-UB-SQ	25.0	Ears, #4 swing bracket	High clamps with #2 Sq+Ph combo head screw	3 ³ / ₈ L x 4 ³ / ₁₆ W x 2 ¹ / ₂ D	50
7002-2	32.5	#2 bottom bracket and wire support	High clamps	3 ¹ / ₄ L x 4 W x 3 ⁵ / ₈ D	50
7002-202	32.5	#2 bottom bracket and wire support	#36 clamps bulk packed	3 ¹ / ₄ L x 4 W x 3 ⁵ / ₈ D	50
2002-738	34.0	3/8" offset brackets for wood/steel studs	3/8" Offset wallboard tabs & #36 clamps bulk packet	3 ¹ / ₁₆ L x 4 ³ / ₁₆ W x 3 ¹ / ₄ D	50
2002-738-C	34.0	3/8" offset brackets for wood/steel studs	3/8" Offset wallboard tabs & high clamps	3 ¹ / ₁₆ L x 4 ³ / ₁₆ W x 3 ¹ / ₄ D	50
2002-R-C	34.0	"R" bracket	High clamps	3 ¹ / ₁₆ L x 4 ³ / ₃₂ W x 3 ¹ / ₄ D	50



Carlon® PH New Work Boxes



Three-Gang Nail On



1043

1043-C

1043-C-SQ

1063

1063-C

1063-C-SQ

Three-Gang Nail On 42.9 – 58.5 Cu. In.



CAT. NO.	SIZE CU. IN.	MOUNTING MEANS	DESCRIPTION	DIMENSIONS (IN.)	STD. CTN. QTY.
1043	42.9	Compound angled nails	#36 clamps bulk packed	3 ⁵ / ₈ L x 5 ⁷ / ₈ W x 2 ³ / ₄ D	20
1043-C	42.9	Compound angled nails	High clamps	3 ⁵ / ₈ L x 5 ⁷ / ₈ W x 2 ³ / ₄ D	20
1043-C-SQ	42.9	Compound angled nails	High clamps with #2 Sq+Ph combo head screw	3 ⁵ / ₈ L x 5 ⁷ / ₈ W x 2 ³ / ₄ D	20
1063	58.5	Compound angled nails	#36 clamps bulk packed	3 ²¹ / ₃₂ L x 5 ¹⁵ / ₁₆ W x 3 ²¹ / ₃₂ D	20
1063-C	58.5	Compound angled nails	High clamps	3 ²¹ / ₃₂ L x 5 ¹⁵ / ₁₆ W x 3 ²¹ / ₃₂ D	20
1063-C-SQ	58.5	Compound angled nails	High clamps with #2 Sq+Ph combo head screw	3 ²¹ / ₃₂ L x 5 ¹⁵ / ₁₆ W x 3 ²¹ / ₃₂ D	20

Three-Gang Brackets



7073-2

7073-202

7073-238-02

6063-4

6063-402

Three-Gang Brackets 35.5 – 37.0 Cu. In.



CAT. NO.	SIZE CU. IN.	MOUNTING MEANS	DESCRIPTION	DIMENSIONS (IN.)	STD. CTN. QTY.
7073-2	35.5	#2 bottom bracket and wire support	High clamps	3 ³ / ₁₆ L x 5 ¹³ / ₁₆ W x 2 ⁵ / ₈ D	20
7073-202	35.5	#2 bottom bracket and wire support	#36 clamps bulk packed	3 ³ / ₁₆ L x 5 ¹³ / ₁₆ W x 2 ⁵ / ₈ D	20
7073-238-02	35.5	Two 3/8" offset brackets for wood/steel studs	#36 clamps bulk packed	3 ³ / ₁₆ L x 5 ¹³ / ₁₆ W x 2 ⁵ / ₈ D	20
6063-4	37.0	Ears, #4 swing bracket	High clamps	3 ³ / ₈ L x 5 ¹³ / ₁₆ W x 2 ¹ / ₂ D	20
6063-402	37.0	Ears, #4 swing bracket	#36 clamps bulk packed	3 ³ / ₈ L x 5 ¹³ / ₁₆ W x 2 ¹ / ₂ D	20

Carlon® Brown Phenolic Boxes



United States
Tel: 901.252.8000
Fax: 901.252.1354

Technical Services
Tel: 888.862.3289

Thomas & Betts


www.tnb.com



Carlton® PH New Work Boxes

Carlton® Brown Phenolic Boxes

Four-Gang Brackets



Four-Gang Brackets 48.0 – 60.0 Cu. In.



CAT. NO.	SIZE CU. IN.	MOUNTING MEANS	DESCRIPTION	DIMENSIONS (IN.)	STD. CTN. QTY.
7074-02-BH	48.0	Side bracket & stabilizing bar	#36 clamps bulk packed	3 ⁹ / ₁₆ L x 7 ⁵ / ₈ W x 2 ⁵ / ₈ D	10
7074-BH	48.0	Side bracket & stabilizing bar	High clamps	3 ⁹ / ₁₆ L x 7 ⁵ / ₈ W x 2 ⁵ / ₈ D	10
2004-02-BH	60.0	Side bracket & stabilizing bar	#36 clamps bulk packed	3 ⁵ / ₈ L x 7 ²³ / ₃₂ W x 3 ¹ / ₁₆ D	10
2004-238	60.0	Two ³ / ₈ " offset brackets for wood/steel studs	High clamps	3 ⁵ / ₈ L x 7 ²³ / ₃₂ W x 3 ¹ / ₁₆ D	20
2004-238-02	60.0	Two ³ / ₈ " offset brackets for wood/steel studs	#36 clamps bulk packed	3 ⁵ / ₈ L x 7 ²³ / ₃₂ W x 3 ¹ / ₁₆ D	20
2004-BH	60.0	Side bracket & stabilizing bar	High clamps	3 ⁵ / ₈ L x 7 ²³ / ₃₂ W x 3 ¹ / ₁₆ D	10
2004-BH-PC	60.0	Side bracket & stabilizing bar	Non-metallic Clamps	3 ⁵ / ₈ L x 7 ²³ / ₃₂ W x 3 ¹ / ₁₆ D	10




Carlton® PH New Work Boxes



Carlton® Brown Phenolic Boxes

4" Square Boxes Nail-On Brackets



4" Square Boxes Nail-On Brackets 16.0 – 30.0 Cu. In.



CAT. NO.	SIZE CU. IN.	MOUNTING MEANS	DESCRIPTION	DIMENSIONS (IN.)	STD. CTN. QTY.
4020-1	16.0	1/2" raised face bracket for wood/steel studs	High clamps	4 ⁵ / ₁₆ L x 4 ⁵ / ₁₆ W x 1 ¹ / ₄ D	50
4020-1-02	16.0	1/2" raised face bracket for wood/steel studs	#36 clamps bulk packed	4 ⁵ / ₁₆ L x 4 ⁵ / ₁₆ W x 1 ¹ / ₄ D	50
4000-02	30.0	Nails or screws	#36 clamps bulk packed	4 ¹ / ₄ L x 4 ¹ / ₄ W x 2 ³ / ₈ D	50
4000-1-UB	30.0	1/2" raised face bracket for wood/steel studs	High clamps	4 ¹ / ₄ L x 4 ¹ / ₄ W x 2 ³ / ₈ D	50
4000-N	30.0	"N" bracket	High clamps	4 ¹ / ₄ L x 4 ¹ / ₄ W x 2 ³ / ₈ D	50
4000-N02	30.0	"N" bracket	#36 clamps	4 ¹ / ₄ L x 4 ¹ / ₄ W x 2 ³ / ₈ D	50

Plaster Rings and Covers for 4" Square Boxes



CAT. NO.	SIZE CU. IN.	DESCRIPTION	DIMENSIONS (IN.)	STD. CTN. QTY.
4041	—	4" square flat back	4 ¹ / ₄ " L x 4 ¹ / ₄ " W	100
4042-12	4.0	4" square single gang plaster ring, 1/2" offset	4 ¹ / ₄ " L x 4 ¹ / ₄ " W	100
4043	4.5	4" square plaster ring for 3 ¹ / ₄ " fixture, 1/2" offset	4 ¹ / ₄ " L x 4 ¹ / ₄ " W	100
4022-12	7.0	4" square two gang plaster ring, 1/2" offset	4 ¹ / ₄ " L x 4 ¹ / ₄ " W	50



United States
Tel: 901.252.8000
Fax: 901.252.1354

Technical Services
Tel: 888.862.3289

Thomas & Betts

www.tnb.com



Carlton® PH Old Work Boxes

One-Gang Brackets



One-Gang Brackets 16.0 – 18.0 Cu. In.



CAT. NO.	SIZE CU. IN.	MOUNTING MEANS	DESCRIPTION	DIMENSIONS (IN.)	STD. CTN. QTY.
• 6000-402	16.0	Ears, #4 swing brackets	No clamp blocks	3 ³ / ₈ L x 2 ⁷ / ₃₂ opening x 2 ⁷ / ₈ D; 4 ¹¹ / ₁₆ W overall	50
6010-402	16.0	Ears, #4 swing brackets	#36 clamps bulk packed	3 ³ / ₈ L x 2 ³ / ₈ opening x 2 ⁷ / ₈ D; 4 ¹¹ / ₁₆ W overall	100
6010-402-PC	16.0	Ears, #4 swing brackets	Non-metallic clamps bulk packed	3 ³ / ₈ L x 2 ³ / ₈ W x 2 ⁷ / ₈ D	100
6010-4-PC	16.0	Ears, #4 swing brackets	Non-metallic clamps	3 ³ / ₈ L x 2 ³ / ₈ W x 2 ⁷ / ₈ D	100
6010-4-UB	16.0	Ears, #4 swing brackets	High Clamps	3 ³ / ₈ L x 2 ³ / ₈ W x 2 ⁷ / ₈ D	100
6060-02	16.0	Ears	No clamp blocks	3 ³ / ₈ L x 2 ³ / ₈ W x 2 ¹³ / ₁₆ D	100
6060-402	16.0	Ears, #4 swing brackets	No clamp blocks	3 ³ / ₈ L x 2 ³ / ₈ W x 2 ¹³ / ₁₆ D	100
6070-402	18.0	Ears, #4 swing brackets	#36 clamps bulk packed	3 ³ / ₈ L x 2 ³ / ₈ W x 3 ¹ / ₄ D	50
6070-4-PC	18.0	Ears, #4 swing brackets	Non-metallic clamps	3 ³ / ₈ L x 2 ³ / ₈ W x 3 ¹ / ₄ D	50
6070-4-UB	18.0	Ears, #4 swing brackets	High clamps	3 ³ / ₈ L x 2 ³ / ₈ W x 3 ¹ / ₄ D	50

• Not UL Listed, UL Recognized component



Carlton® PH Old Work Boxes



7090



6020-402



7060



7020-8



6050-4-UB



7010



7010-8



7010-8-SQ



6090-402

One-Gang Brackets 7.5 – 14.0 Cu. In.



CAT. NO.	SIZE CU. IN.	MOUNTING MEANS	DESCRIPTION	DIMENSIONS (IN.)	STD. CTN. QTY.
7090	7.5	Ears	–	3¼ L x 2¼ W x 1⅞ D	100
6020-402	8.0	Ears, #4 swing brackets	Side mounted #4 brackets	3⅞ L x 2¼ W x 1¾ D	100
7060	9.0	Ears	No clamp blocks	3⅞ L x 2¼ W x 1¾ D	100
7020-8	10.0	Ears, #8 snap-in bracket	High clamps	3¼ L x 2¾ W x 2¼ D	50
6050-4-UB	10.5	Ears, #4 swing brackets	High clamps	3½ L x 2¼ W x 2⅞ D	100
7010	12.5	Ears clamps	High clamps	3¼ L x 2¾ W x 2⅞ D	100
7010-8	12.5	Ears, #8 snap-in bracket	High clamps	3¼ L x 2¾ W x 2⅞ D	50
7010-8-SQ	12.5	Ears, #8 snap-in bracket	High clamps - with #2+PH combo head screws	3¼ L x 2¾ W x 2⅞ D	50
6090-402	14.0	Ears, #4 swing brackets	No clamp blocks	3⅞ L x 2¾ W x 2½ D	100

Carlton® Brown Phenolic Boxes



United States
Tel: 901.252.8000
Fax: 901.252.1354

Technical Services
Tel: 888.862.3289

Thomas & Betts


www.tnb.com



Carlton® PH

Ceiling Boxes – New Work

Nail-On



3 1/2" Nail On 3.5 – 22.8 Cu. In.



CAT. NO.	SIZE CU. IN.	MOUNTING MEANS	DESCRIPTION	DIMENSIONS (IN.)	STD. CTN. QTY.
† 3060	3.5	Nails or screw mount 3 7/16" O.D.	See NEC-725-2, 725-51, 725-52, Class 2	3 1/2 Dia x 5/8 D	100
• 3090-N	13.5	"N" bracket	High clamps	3 1/2 Dia x 2 1/8 D	50
• 3090-N-40	13.5	"N" bracket	High clamps & #40 ground strap	3 1/2 Dia x 2 1/8 D	50
• 3090-N-S	13.5	"N" bracket with screws	High clamps	3 1/2 Dia x 2 1/8 D	50
• 3090-N-SQ	13.5	"N" bracket	High Clamps with #2+PH combo head screws	3 1/2 Dia x 2 1/8 D	50
• 3190	22.8	Compound angled nails	#36 clamps bulk packed	3 1/2 Dia x 3 1/4 D	50
• 3190-C	22.8	Compound angled nails	High clamps	3 1/2 Dia x 3 1/4 D	50
• 3190-C-SQ	22.8	Compound angled Nails	High Clamps with #2+PH combo head screws	3 1/2 Dia x 3 1/4 D	50
• 3190-PC	22.8	Compound angled nails	Non-metallic clamps	3 1/2 Dia x 3 1/4 D	50

• Listed for fixture support up to 50 lbs.

† Not UL Listed

Flanged



3 1/2" Flanged for Manufactured Housing, 11.5 – 20.5 Cu. In.




CAT. NO.	SIZE CU. IN.	MOUNTING MEANS	DESCRIPTION	DIMENSIONS (IN.)	STD. CTN. QTY.
• 3030-02-40	11.5	Screw mount (4 3/8" O.D.flange or flash ring) box O.D. 3 1/2"	#36 clamps bulk packed & #40 ground strap	3 1/2 Dia x 1 3/4 D	100
• 3030	14.0	Screw mount (4 3/8" O.D.flange or flash ring) box O.D. 3 1/2"	High clamps	3 1/2 Dia x 1 3/4 D	100
• 3030-02	14.0	Screw mount (4 3/8" O.D.flange or flash ring) box O.D. 3 1/2"	#36 clamps bulk packed	3 1/2 Dia x 1 3/4 D	100
• 3030-902	14.0	Screws, #9 snap-in bracket	Bulk packed clamps	3 1/2 Dia x 1 3/4 D	50
• 3030-PC	14.0	Screw mount (4 3/8" O.D.flange or flash ring) box O.D. 3 1/2"	Non-metallic clamps	3 1/2 Dia x 1 3/4 D	100
• 3000	20.5	Screw mount (4 3/8" O.D.flange or flash ring) box O.D. 3 1/2"	High clamps	3 1/2 Dia x 2 7/8 D	50
• 3000-02	20.5	Screw mount (4 3/8" O.D.flange or flash ring) box O.D. 3 1/2"	#36 clamps bulk packed	3 1/2 Dia x 2 7/8 D	50
• 3000-902	20.5	Screws, #9 snap-in bracket	Bulk packed clamps	3 1/2 Dia x 2 7/8 D	50
• 3000-PC	20.5	Screw mount (4 3/8" O.D.flange or flash ring) box O.D. 3 1/2"	Non-metallic clamps	3 1/2 Dia x 2 7/8 D	50

• Listed for fixture support up to 50 lbs.





4" Nail-On Brackets




4" Nail-On Brackets 13.5 – 20.8 Cu. In.



CAT. NO.	SIZE CU. IN.	MOUNTING MEANS	DESCRIPTION	DIMENSIONS (IN.)	STD. CTN. QTY.
• 4060-02	13.5	Nail or screws	#36 clamps bulk packed	4 Dia x 1 5/8 D	100
• 4060-N02	13.5	"N" bracket	#36 clamps bulk packed	4 Dia x 1 5/8 D	50
• 4160-UB	16.0	Compound angled side nails	#36 clamps bulk packed	4 Dia x 1 15/16 D	50
• 4070-302	20.8	#3 bracket	#36 clamps bulk packed	4 Dia x 2 3/8 D	50
• 4070-N	20.8	"N" bracket	High clamps	4 Dia x 2 3/8 D	50
• 4070-N02	20.8	"N" bracket	#36 clamps bulk packed	4 Dia x 2 3/8 D	50
• 4070-N-SQ	20.8	"N" bracket	High clamps with #2 Sq+Ph combo head screw	4 Dia x 2 3/8 D	50
• 4170	21.5	Compound angled side nails	#36 clamps bulk packed	4 Dia x 2 7/16 D	50
• 4170-C	21.5	Compound angled side nails	High clamps	4 Dia x 2 7/16 D	50
• 4170-C-SQ	21.5	Compound Angled Nails	High Clamps with #2+PH combo head screws	4 Dia X 2 7/16" D	50

• Listed for fixture support up to 50 lbs.



4" Round Outlet Box Suitable for Fixture/Fan Support 21.5 cu. in.



CAT. NO.	SIZE CU. IN.	MOUNTING MEANS	DESCRIPTION	DIMENSIONS (IN.)	STD. CTN. QTY.
• 4170-3-CFB	21.5	Angle Nails and #3 bracket	High clamps	4 1/16 Dia	10
• 4170-CFB	21.5	Angle Nails	High clamps	4 1/16 Dia	10
• 4170-CFB-S	21.5	Steel stud screws	High clamps	4 1/16 Dia	10

• UL Listed for support of light fixtures up to 50 lbs. or ceiling fans up to 35 lbs.



Carlon® PH

Ceiling Boxes - New Work

Carlon® Brown Phenolic Boxes

3 1/2" Ceiling Box with Bar Hanger



3 1/2" Ceiling Box with Bar Hanger 13.5 – 22.8 Cu. In.



CAT. NO.	SIZE CU. IN.	MOUNTING MEANS	DESCRIPTION	DIMENSIONS (IN.)	STD. CTN. QTY.
• 3090-94	13.5	16" bar hanger 12 1/4" min. – 19" max.	High clamps	3 1/2 Dia x 2 1/8 D	50
• 3090-94-40	13.5	16" bar hanger 12 1/4" min. – 19" max.	High clamps & #40 ground strap	3 1/2 Dia x 2 1/8 D	50
• 3090-94-SQ	13.5	16" bar hanger 12 1/4" min. – 19" max.	High Clamps -with #2+PH combo head screws	3 1/2 Dia x 2 1/8 D	50
• 3090-95	13.5	Combo bar 14 5/16" min. – 25" max.	High clamps	3 1/2 Dia x 2 1/8 D	50
• 3090-95-40	13.5	Combo bar 14 5/16" min. – 25" max.	High clamps & #40 ground strap	3 1/2 Dia x 2 1/8 D	50
• 3090-95-SQ	13.5	Combo bar 14 5/16" min. – 25" max.	High Clamps -with #2+PH combo head screws	3 1/2 Dia x 2 1/8 D	50
• 3190-C-94	22.8	16" bar hanger 12 1/4" min. – 19" max.	High clamps	3 1/2 Dia x 3 1/4 D	25
• 3190-C-95	22.8	Combo bar 14 5/16" min. – 25" max.	High clamps	3 1/2 Dia x 3 1/4 D	25

• Listed for fixture support up to 50 lbs.

4" Outlet Boxes with Bar Hanger



4" Outlet Boxes with Bar Hanger 13.5 – 20.8 Cu. In.



CAT. NO.	SIZE CU. IN.	MOUNTING MEANS	DESCRIPTION	DIMENSIONS (IN.)	STD. CTN. QTY.
• 4060-9402	13.5	16" bar hanger 12 1/4" min. – 19" max.	#36 clamps bulk packed	4 Dia x 1 5/8 D	50
• 4060-9502	13.5	Combo bar 14 5/16" min. – 25" max.	#36 clamps bulk packed	4 Dia x 1 5/8 D	50
• 4070-94	20.8	16" bar hanger 12 1/4" min. – 19" max.	High clamps	4 Dia x 2 3/8 D	50
• 4070-9402	20.8	16" bar hanger 12 1/4" min. – 19" max.	#36 clamps bulk packed	4 Dia x 2 3/8 D	50
• 4070-95	20.8	Combo bar 14 5/16" min. – 25" max.	High clamps	4 Dia x 2 3/8 D	50
• 4070-9502	20.8	Combo bar 14 5/16" min. – 25" max.	#36 strap bulk packed	4 Dia x 2 3/8 D	50
• 4070-95-40	20.8	Combo bar 14 5/16" min. – 25" max.	Ground strap	4 Dia x 2 3/8 D	50
• 4070-95-PC	20.8	Combo bar 14 5/16" min. – 25" max.	Non-metallic clamps	4 Dia x 2 3/8 D	50
† 4070-CFB-BHL	20.8	24" bar hanger 12" to 24" maximum center	High clamps	4 1/16 Dia x 2 3/8 D	10

• Listed for fixture support up to 50 lbs.


† UL Listed for support of light fixtures up to 50 lbs. or ceiling fans up to 35 lbs.



Carlon[®] PH Ceiling Boxes




Plaster Rings and Covers for 4" Outlet Boxes



CAT. NO.	SIZE CU. IN.	DESCRIPTION	DIMENSIONS (IN.)	STD. CTN. QTY.
3051	—	Round flat blank, fits #3000, #3020, & #3030 boxes only	3 1/4 Dia	100
4051	—	Round blank or pendent, 25/64" diameter knockout	3 1/4 - 4 Dia	100
4052 Brown	—	Round flat blank with 4" O.D.	3 1/4 - 4 Dia	100
4052 Ivory	—	Round flat blank with 4" O.D.	3 1/4 - 4 Dia	100
4052 White	—	Round flat blank with 4" O.D.	3 1/4 - 4 Dia	100
4061	4.5	Round plaster ring, 1/2" offset for 3 1/4 mounting	4 Dia	100
4062 Brown	—	Round flat blank with 4 1/2" O.D.	4 Dia	100
4062 Ivory	—	Round flat blank with 4 1/2" O.D.	4 Dia	100
4062 White	—	Round flat blank with 4 1/2" O.D.	4 Dia	100

Ceiling Boxes - Old Work



3 1/2" Brackets 14.0 - 20.5 Cu. In.

CAT. NO.	SIZE CU. IN.	MOUNTING MEANS	DESCRIPTION	DIMENSIONS (IN.)	STD. CTN. QTY.
† 3080	14.0	Ears	High clamps	3 1/2 Dia x 2 1/8 D	50
• 3080-9	14.0	#9 snap-in bracket	High clamps	3 1/2 Dia x 2 1/8 D	50
• 3080-902	14.0	#9 snap-in bracket	#36 clamps bulk packed	3 1/2 Dia x 2 1/8 D	50
• 3080-9-40	14.0	#9 snap-in bracket	High clamps & #40 ground strap	3 1/2 Dia x 2 1/8 D	50
• 3080-9-40-PC	14.0	#9 snap-in bracket	Non-metallic clamps & #40 ground strap	3 1/2 Dia x 2 1/8 D	50
• 3080-9-PC	14.0	#9 snap-in bracket	Non-metallic clamps	3 1/2 Dia x 2 1/8 D	50
• 3080-9-SQ	14.0	#9 snap-in bracket	High clamps with #2 Sq+Ph combo head screw	3 1/2 Dia x 2 1/8 D	50
† 3080-SQ	14.0	Ears	High clamps with #2 Sq+Ph combo head screw	3 1/2 Dia x 2 1/8 D	50
• 3000-9-PC	20.5	#9 snap-in bracket	Non-metallic clamps	3 1/2 Dia x 2 7/8 D	50
• 3000-9-UB	20.5	#9 snap-in bracket	High clamps	3 1/2 Dia x 2 7/8 D	50

• Listed for fixture support up to 15 lbs. in walls only

† Listed for fixture support up to 50 lbs.

Carlon[®] Brown Phenolic Boxes



United States
Tel: 901.252.8000
Fax: 901.252.1354

Technical Services
Tel: 888.862.3289

Thomas & Betts

www.tnb.com



Carlton® PH Surface Mounted Boxes

One-Gang



5060 Brown



5060 Ivory



5060 White



5070 Brown



5070 Ivory



5070 White



One-Gang 9.8 – 14.0 Cu. In.

CAT. NO.	SIZE CU. IN.	MOUNTING MEANS	DIMENSIONS (IN.)	STD. CTN. QTY.
• 5060 Brown	9.8	Screws	4½ L x 2¾ W x 1⅝ D	100
5060 Ivory	9.8	Screws	4½ L x 2¾ W x 1⅝ D	100
5060 White	9.8	Screws	4½ L x 2¾ W x 1⅝ D	100
• 5070 Brown	14.0	Screws	4½ L x 2¾ W x 1⅝ D	100
5070 Ivory	14.0	Screws	4½ L x 2¾ W x 1⅝ D	100
5070 White	14.0	Screws	4½ L x 2¾ W x 1⅝ D	100

• Only the "Brown" is Phenolic — the White and Ivory are a urea material

Two-Gang



5072 Brown



5072 Ivory



5072 White

Two-Gang 23.8 Cu. In.

CAT. NO.	SIZE CU. IN.	MOUNTING MEANS	DIMENSIONS (IN.)	STD. CTN. QTY.
• 5072 Brown	23.8	Screws	4⅞ L x 4½ W x 1⅝ D	50
5072 Ivory	23.8	Screws	4⅞ L x 4½ W x 1⅝ D	50
5072 White	23.8	Screws	4⅞ L x 4½ W x 1⅝ D	50

• Only the "Brown" is Phenolic — the White and Ivory are a urea material

Not UL listed

6½" Outside Diameter



5080 Brown



5080 Ivory



5080 White

6½" Outside Diameter 3.8 Cu. In.

CAT. NO.	SIZE CU. IN.	MOUNTING MEANS	DIMENSIONS (IN.)	STD. CTN. QTY.
• 5080 Brown	3.8	Screws, box O.D.	6¼ OD x 3⅝ ID x ¾ D	50
5080 Ivory	3.8	Screws, box O.D.	6¼ OD x 3⅝ ID x ¾ D	50
5080 White	3.8	Screws, box O.D.	6¼ OD x 3⅝ ID x ¾ D	50

• Only the "Brown" is Phenolic — the White and Ivory are a urea material

Not UL listed





Round Boxes and Covers



A04-12



A04-34



A0-51

CAT. NO.	SIZE CU. IN.	MOUNTING MEANS	DESCRIPTION	DIMENSIONS (IN.)	STD. CTN. QTY.
• A04-12	12.0	Four 1/2" threaded KOs	Round box	4 1/8 Dia x 1 7/8 D	10
• A04-34	12.0	Four 3/4" threaded KOs	Round box	4 1/8 Dia x 1 7/8 D	10
• A0-51	—	Stainless steel screws	Black cover with gaskets	4 1/8 Dia	10

• Not UL Listed

Weatherproof Device Boxes and Covers



FSC-12



FSC-34



FSC-34-BP



FSC-51



FSC-53



FSC-54



FSC-55

CAT. NO.	SIZE CU. IN.	MOUNTING MEANS	DESCRIPTION	DIMENSIONS (IN.)	STD. CTN. QTY.
• FSC-12	16.0	One 1/2" threaded KO in each end	Device box	4 7/16 L x 1 25/32 W x 2 9/16 D	10
• FSC-34	16.0	One 3/4" threaded KO in each end	Device box	4 7/16 L x 1 25/32 W x 2 9/16 D	10
• FSC-34-BP	16.0	One 3/4" threaded KO in each end	Device box	4 7/16 L x 1 25/32 W x 2 9/16 D	50
• FSC-51	—	Stainless steel screws	Blank cover with gaskets	— — —	10
• FSC-53	—	Stainless steel screws	Duplex receptacle cover with gasket	— — —	10
• FSC-54	—	Stainless steel screws, 1.409 dia.	Single receptacle cover with gasket	— — —	10
• FSC-55	—	Stainless steel screws	Switch cover with gasket	— — —	10

• Not UL Listed