

CATALOG


KAF-TECH®

ARMORED CABLES PRODUCT CATALOG

AC, HCF and MC Cables • MC-Quik® & MC-Stat® • Specialty Application Cables

A PART OF





Atkore's Kaf-Tech®: Celebrating 90 Years as a Cable Industry Leader

Kaf-Tech®, A part of Atkore International is a leading manufacturer of electrical distribution products. Kaf-Tech is an integral part of Atkore's Electrical Raceway solution offering, and supplies a broad range of innovative and cost effective products to electrical contractors.

This NEW Kaf-Tech Cable catalog now features Kaf-Tech's MC Luminary® Cable family of products including the new MC Luminary HCF™ Cable for patient care area applications and MC Luminary Multizone™ Cable for multiple zone lighting configurations and daylight harvesting, as well as the original MC Luminary Cable® first introduced in 2014.

Also, now available in this catalog is the Armored Thermostat Cable product as well as MC SnapIt™ and Pack N' Roll™ cable accessories.

For more information and to learn more about Kaf-Tech innovative products, go to kaf-tech.com.



Table of Contents

Introduction to Type MC Metal Clad Cables 4 - 12

MC-PCS Type MC Metal Clad Cables 13 - 18

- MC Tuff Luminary® Cable (U.S. Patent Pending)14
- MC Lite Luminary® Cable (U.S. Patent Pending)15
- MC Luminary® PVC Jacketed Cable (U.S. Patent Pending).....16
- MC Luminary Multizone™ Cable (U.S. Patent Pending)17
- MC Luminary HCF™ Lite Cables (U.S. Patent Pending)18

MCI-A Type MC Metal Clad Cables..... 19 - 23

- MC-Quik® Steel Armored Cable19
- MC-Quik® Lite Aluminum Armored Cable (Solid)20
- MC-Quik® Lite Aluminum Armored Cable (Stranded)21
- MC-Stat® & MC-Stat® Lite Cable22
- MC-Stat® Plus Cable & MC-Stat® Plus Lite Cable.....23

MC Metal Clad Cables 24 - 43

- MC-Plus® Neutral per Phase Cable24
- Super Neutral Cable®/Neutral per Phase or Oversized Neutral.....26
- Parking Deck/Lot Cable™27
- Home Run Cable®.....28
- Fire Alarm® Control Cable – Type MC – Dual Rated
Type MC/FPLP29
- Fire Alarm® Control Cable Performance Charts30
- Power Limited Fire Alarm Circuit Cable – Type FPLP31
- MC TUFF® Lightweight Steel Cable (120/208V Colors).....32
- MC TUFF® Lightweight Steel Armored Cable (120/480V Colors)33
- MC TUFF® Barrel34
- MC Steel 8 AWG-2 through 2 AWG-435
- MC Lite® Aluminum Armored Cable (120/208V Colors)36
- MC Lite® Aluminum Armored Cable (120/480V Colors)37
- MC Lite® Metal Clad Aluminum Armored Cable 10 AWG.....38
- MC Lite® Barrel.....39
- MC 8 AWG-2 through 1 AWG-4.....40
- MC Intermediate and Feeder Cable Technical Specifications41
- MC TUFF® IG Isolated Ground Steel Armored Cable.....42
- MC Lite® IG Aluminum Cable43

Introduction to Type AC Armored Cables 44

- AC Product Summaries45

AC & HCF Armored Cables 46 - 51

- Type AC-90® Steel Armored Cable46
- Type AC-Lite® Aluminum Armored Cable47
- Type AC HCF-90® Steel Healthcare Facilities Cable48
- HCF®-Lite Aluminum Healthcare Facilities Cable49
- Comparison of MC, AC & HCF Cables50
- Kaf-Tech Color-Trak ID Chart51

Additional Products 52 - 56

- Bare Armored Ground Cable Technical Specifications52
- Armored Thermostat Cable.....52
- Kaf-Tech Metallic Whips Type UL53
- Kaf-Tech Nonmetallic Whips Type UL.....54
- Pack N Roll™54
- MC Snapit™55
- Tripod.....56
- Barrel Truck56

References 57 - 64

- SDS Sheet for Kaf-Tech Cables58
- Installation Instructions for Traditional Type AC & MC Cables.....59 - 61
- Installation Instructions MC-Quik® Type MC Cable.....62
- Installation Instructions MC-Stat® Type MC Cable63
- Kaf-Tech's Custom Armoring Options.....64
- Notes.....65 - 66

Type MC Cables

Type MC Metal Clad Cables – Uses Permitted:

The uses permitted for MC cable are governed by NEC® Article 330 and any applicable local codes. Please refer to NEC® Article 330 and your local authority having jurisdiction for additional information.

- For services, feeders and branch circuits
- For power, lighting, control and signal circuits
- Indoors, exposed or concealed
- Outdoors or in wet locations where the armor has an overall outer moisture resistant PVC jacket and the conductors are wet rated (Parking Deck/Lot Cable)
- Direct buried or in concrete encasement where identified for such use (Parking Deck/Lot Cable)
- Under raised floors, above suspended ceilings and in other environmental air-handling spaces per NEC® 300.22(C)
- In Places of Assembly
- In cable tray
- In locations classified as hazardous as permitted in NEC® Articles 501, 502, 503, 504, 505, and 530
- As aerial cable on a messenger
- In patient care areas in accordance with 517.13 and 517.30(C)(3)(3)

Type MC Cables – Uses Not Permitted:

- Where subject to physical damage
- Where exposed to destructive corrosive conditions unless the metallic sheath is suitable for the conditions or is protected by material suitable for the conditions

For more information about the proper use and application of AC & MC cables, visit Kaf-Tech University at www.kaf-tech.com/college

NEC® is a registered trademark of the National Electrical Code®.



UL standard 1569 governs the manufacturing of Type MC cables. The standard was updated to include Type MC cables with a ground fault path consisting of an armor and full-sized bare aluminum ground wire, known as MCI-A cables (metal-clad interlocked ground cable). These cables are required to be terminated using connectors UL listed and marked for MCI-A cables per (UL 514-B).

Kaf-Tech commercialized Metal Clad (MC) Cable with both power and control circuits under one armor, it became MC Luminary Cable™. UL created a new classification of MC Cables called MC-PCS (metal clad, power, control and signal). This new type of cable allows conductors of circuits to be placed in a cable with conductors (electric, lite power, or Class 1 circuits per NEC® Section 725.136(l)(1)).


Kaf-Tech has expanded this family of products to include both an HCF version (MC Luminary HCF™) for applications that include areas of patient care, as well as another industry first, a complete line of multi-zone lighting cable configurations (MC Luminary MultiZone™).

Kaf-Tech's MC-Quik® and MC-Stat® cables are Type MC designed as MCI-A cables. The grounding means of these Type MC cables is the armor plus the full-sized bare aluminum ground wire. MC-Stat also contains a full sized green insulated copper grounding conductor as required by NEC® 517 for areas of patient care. MC-Quik and MC-Stat contain insulated copper circuit conductors with thermoplastic insulation and individual protective coverings versus an overall polypropylene tape. It is available in either galvanized steel or aluminum interlocked armor.

Type MC cables of traditional design will include one or more copper grounding conductors. The armor of these Type MC cables is not an approved equipment grounding means. Traditional Type MC cables consist of copper circuit and grounding conductors with thermoplastic insulation, an overall polypropylene assembly tape and an outer galvanized steel or aluminum interlocked metal armor.

Type MC cables should be cut with an armored cable rotary cutting tool which helps eliminate nicking and cutting of the conductors and removes the metal armor quickly and safely.

Kaf-Tech's Type MC cables, including the new MCI-A styles and traditional MC styles, display the ColorSpec ID System for fast cable and system voltage identification.



MC Luminary® Cable

Type MC-PCS Metal Clad Cable (Patent Pending)

New Type MC Cable combining power and control cables under one armor.


Features & Benefits

- Save up to 30% labor and installation costs compared to traditional installation methods
- Interlocked galvanized steel strip or Interlocked aluminum strip
- Control cables: 16 AWG solid TFN twisted jacketed pair (purple/gray)
- Maximum voltage rating: 600V
- Made in USA of US and/or imported materials

Applications

- Permits conductors of circuits to be placed in a cable with conductors of electric light, power, or Class 1 circuits
- Use in LED and Fluorescent dimming systems

Refer to page:
14 - 15



MC Luminary® Jacketed Cable

Type MC-PCS Metal Clad Cable with PVC Jacket (Patent Pending)

New Type MC Cable combining power and control cables under one armor.


Features & Benefits

- Save up to 30% labor and installation costs compared to traditional installation methods
- Interlocked galvanized steel strip
- Control cables: 16 AWG solid TFN twisted jacketed pair (purple/gray)
- Maximum voltage rating: 600V
- Made in USA of US and/or imported materials

Applications

- Permits conductors of circuits to be placed in a cable with conductors of electric light, power, or Class 1 circuits
- Use in LED and Fluorescent dimming systems
- UL® Listed for direct burial in earth or concrete encasement
- Listed for -40°C low temperature use

Refer to page:
16



MC Luminary® Cable **MultiZone™ Lite**

Type MC-PCS (Patent Pending)


Features & Benefits

- Interlocked aluminum strip
- Efficient - 1 multi-zone cable can replace up to 3 traditional luminary cables or 3 power and 3 control cables
- Productive - 1 cable with all the power and control conductors under one armor
- Secure - Hard wired lighting control system reduces the threat of intrusion
- Save energy - reduce consumption with dimmable lighting
- Save money - daylight harvesting dims lighting proportional to natural light
- California Title 24 friendly with control for up to 3 dimming zones
- Compatible with 0-10 volt DC solid state lighting control systems
- Digital signal compatible

Applications

- California Title 24 friendly with control for up to 3 dimming zones
- Daylight harvesting
- Permits conductors of circuits to be placed in a cable with conductors of electric light, power, or Class 1 circuits

Refer to page:
17



MC Luminary HCF™ Lite Cable

Type MC-PCS for Healthcare Applications (Patent Pending)

Features & Benefits

- Interlocked aluminum strip
- Approved for use in patient care areas per NEC® 517.13
- May be surface mounted, fished and/or embedded in plaster
- Save up to 30% labor and installation costs compared to traditional wiring methods
- Parallel bonding/grounding conductor for faster termination

Applications

- Branch circuits in areas of patient care in hospitals, nursing homes, outpatient facilities, dental offices, clinics and medical centers (other than emergency, life safety or critical care locations)
- Permits conductors of circuits to be placed in a cable with conductors of electric light, power, or Class 1 circuits

Refer to page:

18



MC-Quik® Steel Cable

MCI-A Steel Armor - Metal Clad Cable*

Type MC cable without an overall assembly tape featuring Color-Trak

Features & Benefits

- Interlocked galvanized steel strip
- Purple armor for easy cable identification
- Armor plus full-sized aluminum ground wire is the equipment grounding means
- Protective covering over each insulated copper conductor
- MCI-A listed connectors required
- UL Classified through-penetrating product for use in through-penetrating fire stop systems
- Made in USA of US and/or imported materials

Applications

- Commercial, industrial, multi-residential branch circuits for power, lighting, control and signal circuit
- Exposed or concealed, dry locations, fished, surface mounted, embedded in plaster, environmental air handling spaces, in hazardous locations to Class I & II, Div 2 and Class III, Div. 1 & 2 (per NEC® Articles 501, 502, 503, 530), Places of Assembly per NEC® Article 518


Product Specifications

MC-Quik® Steel Metal Clad Cable (120/208V Colors) & (277/480V Colors)

Refer to page:

19

*U.S. Patent No. 8,088,997 B2, No. 8,278,554 B2



MC-Quik® Lite Aluminum Cable

MCI-A Aluminum Armor - Metal Clad Cable*

Type MC cable without an overall assembly tape

Features & Benefits

- Interlocked aluminum strip
- Armor plus full-sized aluminum ground wire is the equipment grounding means
- Protective covering over each insulated copper conductor
- MCI-A listed connectors required
- UL Classified through-penetrating product for use in through-penetrating fire stop systems
- Made in USA of US and/or imported materials

Applications

- Commercial, industrial, multi-residential branch circuits for power, lighting, control and signal circuit
- Exposed or concealed, dry locations, fished, surface mounted, embedded in plaster, environmental air handling spaces, in hazardous locations to Class I & II, Div 2 and Class III, Div. 1 & 2 (per NEC® Articles 501, 502, 503, 530), Places of Assembly per NEC® Article 518

Product Specifications

MC-Quik® Aluminum Metal Clad Cable (120/208V Colors) & (277/480V Colors)

Refer to page:

20 - 21

*U.S. Patent No. 8,088,997 B2



MC-Stat® Cable

MCI-A Steel Armor - Metal Clad Cable*

Type MC cable for Health Care Applications Featuring Color-Trak

Features & Benefits

- Interlocked galvanized steel strip
- Green armor for easy cable identification in health care applications
- Armor plus full-sized aluminum ground wire is the equipment grounding mean, second equipment grounding means is full sized insulated copper grounding conductor
- MCI-A listed connectors required
- UL Classified through-penetrating product for use in through-penetrating fire stop systems
- Made in USA of US and/or imported materials

Applications

- Branch circuits in areas of patient care in hospitals, nursing homes, outpatient facilities, dental offices, clinics and medical centers (other than emergency, life safety or critical care locations), Places of Assembly (per NEC® Article 518, and in Patient Care Areas of Patient Care as per NEC® Article 517), under raised floors, above suspended ceilings, environmental air-handling spaces, exposed or concealed dry locations, surface mounted, fished, any application requiring isolated or redundant grounding, normal or general purpose power in health care settings.

Product Specifications

MC-Stat® Steel Metal Clad Cable (120/208V Colors) & (277/480V Colors)

Refer to page:

22

*U.S. Patent No. 8,088,997 B2, No. 8,278,554 B2



MC-Stat® Lite Cable

MCI-A Aluminum Armor - Metal Clad Cable*

Type MC cable for Health Care Applications Featuring Color-Trak

Features & Benefits

- Interlocked aluminum strip
- Green armor for easy cable identification in health care applications
- Armor plus full-sized aluminum ground wire is the equipment grounding mean, second equipment grounding means is full sized insulated copper grounding conductor
- MCI-A listed connectors required
- UL Classified through-penetrating product for use in through-penetrating fire stop systems
- Made in USA of US and/or imported materials

Applications

- Branch circuits in areas of patient care in hospitals, nursing homes, outpatient facilities, dental offices, clinics and medical centers (other than emergency, life safety or critical care locations), Places of Assembly (per NEC® Article 518, and in Patient Care Areas of Patient Care as per NEC® Article 517), under raised floors, above suspended ceilings, environmental air-handling spaces, exposed or concealed dry locations, surface mounted, fished, any application requiring isolated or redundant grounding, normal or general purpose power in health care settings.

Product Specifications

MC-Stat® Lite Aluminum Metal Clad Cable (120/208V Colors) & (277/480V Colors)

Refer to page:

22

*U.S. Patent No. 8,088,997 B2, No. 8,278,554 B2



MC-Stat® Plus Cable and MC-Stat® Plus Lite Cable

MCI-A Steel or Aluminum Armor - Metal Clad Cable*

For Health Care Applications

Features & Benefits

- A neutral per phase Type MCI-A cable designed for multi-wire branch circuit applications
- Addresses harmonics distortions in power distribution systems and meets the requirements of NEC® 210.4(B) disconnecting means
- Eliminates shared neutrals and allows electrical systems to continue to operate
- Decreases the time it takes to identify a faulty circuit because only the affected single phase breaker will trip thus, reducing the length of unnecessary outages
- Type MCI-A cable with a green insulated copper grounding conductor
- Made in USA of US and/or imported materials

Applications

- Branch circuit wiring for a variety of power distribution systems from lighting, to devices and receptacles.
- Branch circuit to computers and other electronic equipment where additive harmonics currents from non-linear switching loads may be present

Product Specifications

MC-Stat® Plus Cable (120/208V Colors)


Refer to page

23

MC-Stat® Plus Lite Cable (120/208V Colors)

23

*U.S. Patent No. 8,088,997 B2



Kaf-Tech's Color Coded MC, AC, & HCF Cables

MC-Plus®* and MC-Plus® Lite Cable

Interlocked Galvanized Steel Armor and/or Aluminum Armor

Featuring Color-Trak

Features & Benefits

- A neutral per phase Type MC cable designed for multi-wire branch circuit applications
- Addresses harmonics distortions in power distribution systems and meets the requirements of NEC® 210.4(B) disconnecting means
- Eliminates shared neutrals, and allows electrical systems to continue to operate
- UL Classified through-penetrating product for use in through-penetrating fire stop systems
- Decreases the time it takes to identify a faulty circuit because only the affected single phase breaker will trip thus, reducing the length of unnecessary outages
- Traditional Type MC cable with a green insulated copper grounding conductor
- Aluminum armored cables are RoHS compliant
- Made in USA of US and/or imported materials
- Color-Trak ID on steel only

Applications

- Branch circuit wiring for a variety of power distribution systems from lighting, to devices and receptacles
- Branch circuit to computers and other electronic equipment where additive harmonics currents from nonlinear switching loads may be present

Product Specifications

MC-Plus® Cable

Refer to page:

24

MC-Plus® Lite Cable

25

*U.S. Patent No. 8,278,554 B2



Super Neutral Cable®

Interlocked Galvanized Steel Armor or (Optional) Aluminum Armor

Features & Benefits

- Designed to minimize the effects of harmonic currents on the neutral conductors generated by non-linear loads
- Features oversized neutral conductor
- Cable designs and conductor color schemes compatible with most modular office furniture
- UL Classified through-penetrating product for use in through-penetrating fire stop systems
- Made in USA of US and/or imported materials

Applications

- Branch circuit and feeder wiring for computers, programmable controllers, electronic discharge lighting, office machines and other electronic equipment that introduce additive harmonic currents from non-linear switching loads, compatible with most modular office furniture, under raised floors, above suspended ceilings, environmental air-handling spaces, and applications requiring superior EMI shielding (steel armor only)

Product Specifications

Super Neutral Cable®

Refer to page:

26



Parking Deck/Lot Cable™ – PVC Jacketed MC Cable

Interlocked Galvanized Steel Armor with PVC Jacket

Features & Benefits

- Interlocked galvanized steel strip with PVC jacket
- UL listed for direct burial in earth or concrete encasement
- Listed for -40°C low temperature use
- UL1569, 70,000 BTU and FT4 vertical tray flame listed
- Sunlight and oil resistant
- Direct plow-in capability
- Made in USA of US and/or imported materials

Applications

- Branch circuit and feeder wiring for lighting, control and signal circuits in wet, dirty or oily locations, buried directly in earth or concrete, surface mounted or trenched for use in parking deck or parking lot applications, golf courses, ski mountains, docks, marinas, pumping stations and stadium lighting. Also used in continuous runs to outdoor or underground swimming pool motors, pumps and related equipment (per NEC® 680), fished, exposed or concealed cable trays, direct sunlight and hazardous locations up to Class I & II, Div. 2 and Class III, Div. 1 & 2 (NEC® Articles 501, 502, 503, 530).

Product Specifications

Parking Deck/Lot Cable PVC Jacketed Metal Clad Cable

Refer to page:

27



Home Run Cable®

Interlocked Galvanized Steel Armor

Features & Benefits

- Home Run Cable® is a traditional Type MC cable containing one or more copper grounding conductors; the armor is not an equipment grounding means
- Versatile multi-conductor cable phase identified by color code with separate marking for circuit identification
- UL Classified through-penetrating product for use in through-penetrating fire stop systems
- Made in USA of US and/or imported materials

Applications

- Multi-conductor runs from panel board to junction box for power, lighting, control and signal circuits, also used in repetitive home runs in multi-story hotels, dormitories, commercial office buildings and warehouse applications. Conductors must be derated per NEC® Table 310.15(B)(3)(a), exposed, concealed, or fished, in cable trays and environmental air-handling spaces.

Product Specifications

Home Run Cable®

Refer to page:

28



Fire Alarm® Control Cable & Power Limited Fire Alarm Circuit Cable

Interlocked Galvanized Steel Armor Color Coded Red

Features & Benefits

- Red armor identifies Fire Alarm cable
- Type FPLP or Dual-Rated Type MC/FPLP is plenum rated
- Available with twisted shielded pairs
- Superior EMI shielding versus aluminum armor
- UL Classified through-penetrating product for use in through-penetrating fire stop systems
- Fire Alarm/Control cable is a traditional Type MC cable containing one or more copper grounding conductors; the armor is not an equipment grounding means
- Made in USA of US and/or imported materials

Applications

- Fire alarm wiring or remote control hook-up connecting main fire alarm control panel with pull stations, smoke detectors and alarms, remote control circuits from magnetic motor starters, contractor, relays and signals, exposed, concealed, in cable trays, ducts, plenums or other environmental air-handling spaces, FPLP, in hazardous locations up to Class I & II, Div. 2 and Class III, Div. 1 & 2 (per NEC® Articles 501, 502, 503, 530).

Product Specifications

Fire Alarm® Control Cable – Type MC – Dual Rated Type MC/FPLP
 Fire Alarm® Control Cable Performance Charts
 Power Limited Fire Alarm Circuit Cable – Type FPLP

Refer to page	
	29
	30
	31



MCTUFF® Steel Cable

Lightweight Steel Metal Clad Cable

High Strength, Lightweight Interlocked Galvanized Steel Armor
 Featuring Color-Trak*

Features & Benefits

- High strength, lightweight interlocked steel armor
- Blue armor for easy identification
- May be used with set-screw connectors UL listed for use with MC cable
- Superior EMI shielding versus aluminum armor
- UL Classified through-penetrating product for use in through-penetrating fire stop systems
- MCTUFF is a traditional Type MC cable containing one or more copper grounding conductors; the armor is not an equipment grounding means
- Made in USA of US and/or imported materials

Applications

- Commercial, industrial, multi-residential branch circuits and feeder wiring-services for power, lighting, control and signal circuits, exposed or concealed, fished, surface mounted, embedded in plaster, environmental air-handling spaces, open or messenger supported aerial runs, dry locations, hazardous locations to Class I & II Div. 2 and Class III, Div. 1 & 2 (per NEC® Articles 501, 502, 503, 530), Places of Assembly, and applications requiring superior EMI shielding


Product Specifications

MCTUFF® Lightweight Steel Metal Clad Cable (120/208V Colors)
 MCTUFF® Lightweight Steel Metal Clad Cable (277/480V Colors)

Refer to page:	
	32
	33

*U.S. Patent No. 8,278,554 B2





MC 8 AWG-2 through 2 AWG-4 Steel Armored Cable

Interlocked Galvanized Steel Armor with Copper Conductor

Features & Benefits

- Interlocked galvanized steel strip
- May be used with set-screw connectors UL listed for use with MC Cable
- Superior EMI shielding versus aluminum armor
- UL Classified through-penetrating product for use in through-penetrating fire stop systems
- Type MC Steel Metal Clad cable is a traditional Type MC cable containing one or more copper grounding conductors; the armor is not an equipment grounding means.
- Made in USA of US and/or imported materials

Applications

- Commercial, industrial, multi-residential branch circuits and feeder wiring-services for power, lighting, control and signal circuits. Exposed or concealed, fished, surface mounted, embedded in plaster, environmental air-handling spaces, open or messenger supported aerial runs, dry locations, in hazardous locations to Class I & II Div. 2 and Class III, Div. 1 & 2 (per NEC® Articles 501, 502, 503, 530), Places of Assembly (per NEC® Article 518), and applications requiring superior EMI shielding

Product Specifications

Type MC Steel Metal Clad Cable (8 AWG-2 through 2 AWG-4)

Refer to page:
35



MC Lite® Aluminum Cable

Interlocked Aluminum Armor Featuring Color-Trak

Features & Benefits

- Interlocked aluminum strip with phase/circuit stripes (on 14 AWG and 12 AWG only)
- UL Classified through-penetrating product for use in through-penetrating fire stop systems
- MC Lite is a traditional Type MC cable containing one or more copper grounding conductors; the armor is not an equipment grounding means
- Aluminum armored cables are RoHS Compliant
- Made in USA of US and/or imported materials

Applications

- Commercial, industrial, multi-residential branch circuits and feeder wiring, services for power, lighting, control and signal circuits. Exposed or concealed, fished, surface mounted, embedded in plaster, environmental air-handling spaces, open or messenger supported aerial runs, dry locations, in hazardous locations to Class I & II Div. 2 and Class III, Div. 1 & 2 (per NEC® Articles 501, 502, 503, 530), and in Places of Assembly


Product Specifications

MC Lite® Metal Clad Aluminum Cable (120/208V and 277/480V Conductor Colors, no stripes)
 MC Lite® Metal Clad Aluminum Cable (120/208V Colors)
 MC Lite® Metal Clad Aluminum Cable (277/480V Colors)

Refer to page:
36
37
38

*U.S. Patent No. 8,278,554 B2





MC 8 AWG-2 through 1 AWG-4 Aluminum Armored Cable

Interlocked Aluminum Armor with Copper Conductors

Features & Benefits

- Interlocked aluminum strip
- Overall polypropylene assembly tape
- One insulated green copper conductor

Applications

- Commercial, industrial, multi-residential branch circuits and feeder wiring, services for power, lighting, control and signal circuits. Exposed or concealed, fished, surface mounted, embedded in plaster, environmental air-handling spaces, open or messenger supported aerial runs, dry locations, in hazardous locations to Class I & II Div. 2 and Class III, Div. 1 & 2 (per NEC® Articles 501, 502, 503, 530), and in Places of Assembly (per NEC® 518)

Product Specifications

Intermediate 8 AWG-2 through 1 AWG-4

Refer to page:

40



MC Intermediate & Feeder Cable

Interlocked Aluminum Armor

Features & Benefits

- Interlocked Aluminum Strip
- Overall polypropylene assembly tape
- One bare copper grounding conductor
- XHHW-2 conductor insulation

Applications

- Commercial, industrial, multi-residential branch circuits and feeder wiring, services for power, lighting, control and signal circuits. Exposed or concealed, fished, surface mounted, embedded in plaster, environmental air-handling spaces, open or messenger supported aerial runs, dry locations, in hazardous locations to Class I & II Div. 2 and Class III, Div. 1 & 2 (per NEC® Articles 501, 502, 503, 530), and in Places of Assembly

Product Specifications

MC Intermediate & Feeder Cable

Refer to page:

41



MC TUFF® IG & MC Lite® IG – Isolated Ground Cable

MC Tuff® Lightweight Blue Interlocked Steel Armored Isolated Ground Cable

MC Lite® Interlocked Aluminum Armored Isolated Ground Cable

Features & Benefits

- Ideal where isolated or dedicated grounding is required
- High strength, lightweight steel or aluminum armor
- Features 2 Green grounds, 1 solid green, 1 with yellow stripe
- Blue or silver armor with additional green stripe for easy identification
- UL Classified through-penetrating product for use in through-penetrating fire stop systems
- MCTUFF IG & MC Lite IG are traditional Type MC cables; the armor is not an equipment grounding means
- Aluminum armored cables are RoHS Compliant
- Made in USA of US and/or imported materials

Applications

- Commercial, industrial, multi-residential branch circuits and feeder wiring approved for MC cable requiring isolated, redundant or dedicated grounding conductors, services for power, lighting, control and signal circuits, exposed or concealed, fished, surface mounted, embedded in plaster, environmental air-handling spaces, open or messenger supported aerial runs, dry locations, in hazardous locations to Class I & II Div. 2 and Class III, Div. 1 & 2 (per NEC® Articles 501, 502, 503, 530), and in Places of Assembly

Product Specifications

MCTUFF® IG Lightweight Steel Cable

MC Lite® IG Metal Clad Aluminum Cable (120/208V Colors)

Refer to page:

42

43

*U.S. Patent No. 8,278,554 B2



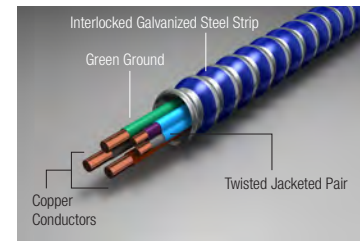


Type MC Cables

MC Tuff Luminary® Cable (U.S. Patent Pending)	14
MC Lite Luminary® Cable (U.S. Patent Pending)	15
MC Luminary® PVC Jacketed Cable (U.S. Patent Pending).....	16
MC Luminary Multizone™ Cable (U.S. Patent Pending)	17
MC Luminary HCF™ Lite Cables (U.S. Patent Pending)	18
MC-Quik® Steel Armored Cable	19
MC-Quik® Lite Aluminum Armored Cable (Solid)	20
MC-Quik® Lite Aluminum Armored Cable (Stranded)	21
MC-Stat® & MC-Stat® Lite Cable	22
MC-Stat® Plus Cable & MC-Stat® Plus Lite Cable.....	23
MC-Plus® Neutral per Phase Cable	24
MC Plus Lite Neutral per Phase Cable	25
Super Neutral Cable®/Neutral per Phase or Oversized Neutral.....	26
Parking Deck/Lot Cable™	27
Home Run Cable®	28
Fire Alarm® Control Cable – Type MC – Dual Rated	
Type MC/FPLP	29
Fire Alarm® Control Cable Performance Charts	30
Power Limited Fire Alarm Circuit Cable – Type FPLP	31
MC TUFF® Lightweight Steel Cable (120/208V Colors).....	32
MC TUFF® Lightweight Steel Armored Cable (120/480V Colors)	33
MC TUFF® Barrel	34
MC 8 AWG-2 through 2 AWG-4 Steel Armored Cable	35
MC Lite® Aluminum Armored Cable (120/208V Colors)	36
MC Lite® Aluminum Armored Cable (120/480V Colors)	37
MC Lite® Metal Clad Aluminum Armored Cable 10 AWG.....	38
MC Lite® Barrel.....	39
MC 8 AWG-2 through 1 AWG-4 Aluminum Armored Cable	40
MC Intermediate and Feeder Cable	41
MC TUFF® IG Isolated Ground Steel Armored Cable.....	42
MC Lite® IG Aluminum Cable.....	43

MC Tuff Luminary® Cable (U.S. Patent Pending)

UL Listed Type MC-PCS (Steel) Technical Specifications



Armor

Interlocked Galvanized Steel Strip (Blue Armor)

Conductors

Solid Copper

Conductor Insulation

THHN/THWN (Power)

TFN (Control Cables)

Assembly Covering

Polypropylene Tape

Maximum Temperature Rating

90°C (Dry)

Grounding

Insulated Green Copper Grounding Conductor

Neutral Conductor

White 120/208V

Gray 277/480V

Maximum Voltage Rating

600V

References & Ratings

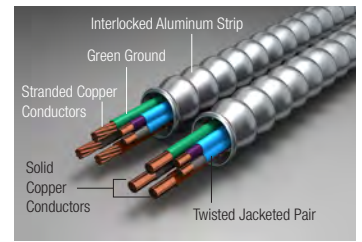
- UL 66, 83, 1479, 1569, 1581, 2556, File Reference E80042
- NEC® 250.118, 300.22(C), 392, 396, 330, 501, 502, 503, 530, 504, 505, 518, 520, 530, 645, 725
- Permits conductors of control circuits to be placed in a cable with conductors of electric light, power, or Class 1 circuits
- Federal Specification A-A-59544 (formerly J-C-30B)
- Meets all applicable OSHA and HUD Requirements
- Cable Tray Rated, install per NEC®
- UL Classified 1, 2, and 3 hour through penetration (Fire Stop) product, R14141
- Environmental Air-Handling Space Installation per NEC® 300.22(C)
- Power and/or lighting as well as signal and/or control conductors per NEC® Section 725.136(I)(1)
- May be surface mounted, fished and/or embedded in plaster
- Save up to 30% labor and installation costs compared to traditional wiring methods
- Made in USA of US and/or imported materials

Product Code		Trade Size	Length (ft)		Approx. Weight/ 1,000ft (lbs)	Approx. Armor O.D. (in)
Coil	Reel		Coil	Reel		
MC Tuff Luminary Solid						
18BEB42T500	18BEB60T500	16-2 (1TPJ) (Purple, Gray) 12-2 (Black, White, Green)	250	1000	238	0.626
18BEB42T504	18BEB60T504	16-2 (1TPJ) (Purple, Gray) 12-2 (Red, White, Green)	250	1000	238	0.626
18BEB42T505	18BEB60T505	16-2 (1TPJ) (Purple, Gray) 12-2 (Blue, White, Green)	250	1000	238	0.626
18BEB42T501	18BEB60T501	16-2 (1TPJ) (Purple, Gray) 12-2 (Brown, Gray, Green)	250	1000	238	0.626
18BEB42T502	18BEB60T502	16-2 (1TPJ) (Purple, Gray) 12-2 (Orange, Gray, Green)	250	1000	238	0.626
18BEB42T503	18BEB60T503	16-2 (1TPJ) (Purple, Gray) 12-2 (Yellow, Gray, Green)	250	1000	238	0.626
18BEB42T507	18BEB60T507	16-2 (1TPJ) Purple, Gray) 12-2 (Purple, Gray, Green)	250	1000	238	0.626
18BMB42T500	18BMB60T500	16-2 (1TPJ) (Purple, Gray) 12-3 (Black, Red, White, Green)	250	1000	269	0.653
18BMB42T501	18BMB60T501	16-2 (1TPJ) (Purple, Gray) 12-3 (Brown, Orange, Gray, Green)	250	1000	269	0.653
18BKB42T500	18BKB60T500	16-2 (1TPJ) (Purple, Gray) 10-2 (Black, White, Green)	250	1000	291	0.670
18BKB42T501	18BKB60T501	16-2 (1TPJ) (Purple, Gray) 10-2 (Brown, Gray, Green)	250	1000	291	0.670

Other custom constructions available subject to minimums and manufacturing lead-times; contact your Kaf-Tech Representative for more information.
MC Luminary Cable® is intended for use in non shielded applications

MC Lite Luminary® Cable (U.S. Patent Pending)

UL Listed Type MC-PCS (Aluminum) Technical Specifications



MC CABLES

Armor

Interlocked Aluminum Strip

Conductors

Solid or Stranded Copper

Conductor Insulation

THHN/THWN (Power)

TFN (Control Cables)

Assembly Covering

Polypropylene Tape

Maximum Temperature Rating

90°C (Dry)

Grounding

Insulated Green Copper Grounding Conductor

Neutral Conductor

White 120/208V

Gray 277/480V

Maximum Voltage Rating

600V

References & Ratings

- UL 66, 83, 1479, 1569, 1581, 2556, File Reference E80042
- NEC® 250.118, 300.22(C), 392, 396, 330, 501, 502, 503, 530, 504, 505, 518, 520, 530, 645, 725
- Permits conductors of control circuits to be placed in a cable with conductors of electric light, power, or Class 1 circuits
- Federal Specification A-A-59544 (formerly J-C-30B)
- Meets all applicable OSHA and HUD Requirements
- Cable Tray Rated, install per NEC®
- UL Classified 1, 2, and 3 hour through penetration (Fire Stop) product, R14141
- Environmental Air-Handling Space Installation per NEC® 300.22(C)
- Power and/or lighting as well as signal and/or control conductors per NEC® Section 725.136(I)(1)
- May be surface mounted, fished and/or embedded in plaster
- Save up to 30% labor and installation costs compared to traditional wiring methods
- Made in USA of US and/or imported materials

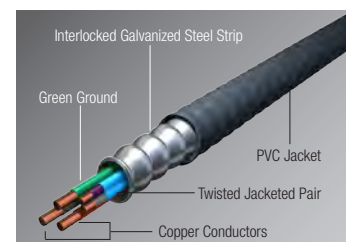
Product Code		Trade Size	Length (ft)		Approx. Weight/ 1,000ft (lbs)	Approx. Armor O.D. (in)
Coil	Reel		Coil	Reel		
MC Lite Luminary® Solid						
18BF-42-500	18BF-60-500	16-2 (1TPJ) (Purple, Gray) 12-2 (Black, White, Green)	250	1000	156	0.626
18BF-42-504	18BF-60-504	16-2 (1TPJ) (Purple, Gray) 12-2 (Red, White, Green)	250	1000	156	0.626
18BF-42-505	18BF-60-505	16-2 (1TPJ) (Purple, Gray) 12-2 (Blue, White, Green)	250	1000	156	0.626
18BF-42-501	18BF-60-501	16-2 (1TPJ) (Purple, Gray) 12-2 (Brown, Gray, Green)	250	1000	156	0.626
18BF-42-502	18BF-60-502	16-2 (1TPJ) (Purple, Gray) 12-2 (Orange, Gray, Green)	250	1000	156	0.626
18BF-42-503	18BF-60-503	16-2 (1TPJ) (Purple, Gray) 12-2 (Yellow, Gray, Green)	250	1000	156	0.626
18BG-42-500	18BG-60-500	16-2 (1TPJ) (Purple, Gray) 12-3 (Black, Red, White, Green)	250	1000	183	0.653
18BG-42-501	18BG-60-501	16-2 (1TPJ) (Purple, Gray) 12-3 (Brown, Orange, Gray, Green)	250	1000	183	0.653
18BH-42-500	18BH-60-500	16-2 (1TPJ) (Purple, Gray) 10-2 (Black, White, Green)	250	1000	202	0.670
18BH-42-501	18BH-60-501	16-2 (1TPJ) (Purple, Gray) 10-2 (Brown, Gray, Green)	250	1000	202	0.670
MC Lite Luminary® Stranded (16-2 Solid)						
18SF-42-500	18SF-60-500	16-2 (1TPJ) (Purple, Gray) 12-2 (Black, White, Green)	250	1000	159	0.641
18SF-42-501	18SF-60-501	16-2 (1TPJ) (Purple, Gray) 12-2 (Brown, Gray, Green)	250	1000	159	0.641
18SI-42-500	18SI-60-500	16-2 (1TPJ) (Purple, Gray) 12-3 (Black, Red, White, Green)	250	1000	188	0.666
18SI-42-501	18SI-60-501	16-2 (1TPJ) (Purple, Gray) 12-3 (Brown, Orange, Gray, Green)	250	1000	188	0.666

Other custom constructions available subject to minimums and manufacturing lead-times; contact your Kaf-Tech Representative for more information.

MC Luminary Cable® is intended for use in non shielded applications

MC Luminary® PVC Jacketed Cable (U.S. Patent Pending)

UL Listed Type MC-PCS (Steel) Technical Specifications



Armor

Interlocked Galvanized Steel Strip with Charcoal Gray PVC Jacket

Conductors

Solid Copper

Conductor Insulation

THHN/THWN (Power)

TFN (Control Cable)

Assembly Covering

Polypropylene Tape

Maximum Temperature Rating

90°C (Dry), 75°C (Wet)

Grounding

Insulated Green Copper Grounding Conductor

Neutral Conductor

White 120/208V

Gray 277/480V

Maximum Voltage Rating

600V

References & Ratings

- UL 66, 83, 1569, 1581, 2556, File Reference E80042
- NEC® 250.118, 392, 396, 330, 501, 502, 503, 530, 504, 505, 518, 520, 530, 645, 725
- UL listed for direct burial in earth or concrete encasement
- Listed for -40°C low temperature use
- UL1569, 70,000 BTU and FT4 vertical tray flame listed
- Sunlight and oil resistant with direct plow-in capability
- Save up to 30% labor and installation costs
- Federal Specification A-A-59544 (formerly J-C-30B)
- Meets all applicable OSHA and HUD Requirements
- Cable Tray Rated, install per NEC®
- Power and/or lighting as well as signal and/or control conductors per NEC® Section 725.136(I)(1)
- Made in USA of US and/or imported materials

Product Code		Trade Size	Length (ft)		Approx. Weight/ 1,000ft (lbs)	Approx. Armor O.D. (in)	Approx. Over Jacket O.D. (in)
Coil	Reel		Coil	Reel			
MC Luminary® PVC Jacketed Cable							
LJ04-42-500	LJ04-60-500	16-2 BLUE JACKET (1TPJ) (Purple, Gray) 12-2 (Black, White, Green)*	250	1000	345	0.623	0.723
LJ04-42-501	LJ04-60-501	16-2 BLUE JACKET (1TPJ) (Purple, Gray) 12-2 (Brown, Gray, Green)*	250	1000	34	0.623	0.723
LJ04-42-502	LJ04-60-502	16-2 BLUE JACKET (1TPJ) (Purple, Gray) 12-2 (Orange, Gray, Green)*	250	1000	34	0.623	0.723
LJ04-42-503	LJ04-60-503	16-2 BLUE JACKET (1TPJ) (Purple, Gray) 12-2 (Yellow, Gray, Green)*	250	1000	34	0.623	0.723
LJ04-42-504	LJ04-60-504	16-2 BLUE JACKET (1TPJ) (Purple, Gray) 12-2 (Red, White, Green)*	250	1000	34	0.623	0.723
LJ04-42-505	LJ04-60-505	16-2 BLUE JACKET (1TPJ) (Purple, Gray) 12-2 (Blue, White, Green)*	250	1000	34	0.623	0.723
LJ05-42-500	LJ05-60-500	16-2 BLUE JACKET (1TPJ) (Purple, Gray) 12-3 (Black, Red, White, Green)	250	1000	381	0.650	0.750
LJ05-42-501	LJ05-60-501	16-2 BLUE JACKET (1TPJ) (Purple, Gray) 12-3 (Brown, Orange, Gray Green)	250	1000	381	0.650	0.750
LJ07-42-500	LJ07-60-500	16-2 BLUE JACKET (1TPJ) (Purple, Gray) 10-2 (Black, White, Green)*	250	1000	407	0.667	0.767
LJ07-42-501	LJ07-60-501	16-2 BLUE JACKET (1TPJ) (Purple, Gray) 10-2 (Brown, Gray, Green)*	250	1000	407	0.667	0.767

Other custom constructions available subject to minimums and manufacturing lead-times; contact your Kaf-Tech Representative for more information.

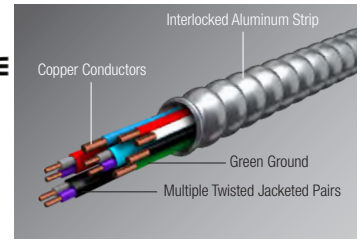
MC Luminary Cable® is intended for use in non shielded applications

*Made to order, subject to minimums and lead times

MC Luminary Multizone™ Cable (U.S. Patent Pending)

UL Listed Type MC-PCS Technical Specifications

MC LUMINARY
MultiZONE™ Lite



MC CABLES

Armor

Interlocked Aluminum Strip

Conductors

Solid Copper

Conductor Insulation

THHN/THWN (Power)

TFN (Control Cable)

Assembly Covering

Polypropylene Tape

Maximum Temperature Rating

90°C (Dry)

Grounding

Insulated Green Copper Grounding Conductor

Neutral Conductor

White 120/208V

Gray 277/480V

Maximum Voltage Rating

600V

References & Ratings

- UL 66, 83, 1479, 1569, 1581, 2556, File Reference E80042
- NEC® 250.118, 300.22(C), 392, 396, 330, 501, 502, 503, 530, 504,505, 518, 520, 530, 645, 725
- Federal Specification A-A-59544 (formerly J-C-30B)
- Meets all applicable OSHA and HUD Requirements
- Cable Tray Rated, install per NEC®
- UL Classified 1, 2, and 3 hour through penetration (Fire Stop) product, R14141
- Environmental Air-Handling Space Installation per NEC® 300.22(C)
- Power and/or lighting as well as signal and/or control conductors per NEC® Section 725.136(I)(1)
- Made in USA of US and/or imported materials

Product Code		Control Cable	Trade Size	Neutral	Ground	Approx. Weight/ 1,000ft (lbs)	Approx. Armor O.D. (in)
Reels 250'	Reels 1,000'						
MC Luminary® Multizone™ Cable							
18LC-44-500	18LC-60-500	16-2 (Purple, Gray) 1 TPJ Black Jacket	12-2 Black	12-1 White	12-1 Green	241	0.795
		16-2 (Purple, Gray) 1 TPJ Red Jacket	12-2 Red				
18LC-44-501	18LC-60-501	16-2 (Purple, Gray) 1 TPJ Brown Jacket	12-2 Brown	12-1 Gray	12-1 Green	241	0.795
		16-2 (Purple, Gray) 1TPJ Orange Jacket	12-2 Orange				
18LD-44-500	18LD-60-500	16-2 (Purple, Gray) 1 TPJ Black Jacket	12-3 Black	12-1 White	12-1 Green	315	0.902
		16-2 (Purple, Gray) 1 TPJ Red Jacket	12-3 Red				
		16-2 (Purple, Gray) 1 TPJ Blue Jacket	12-3 Blue				
18LD-44-501	18LD-60-501	16-2 (Purple, Gray) 1 TPJ Brown Jacket	12-3 Brown	12-1 Gray	12-1 Green	315	0.902
		16-2 (Purple, Gray) 1TPJ Orange Jacket	12-3 Orange				
		16-2 (Purple, Gray) 1TPJ Yellow Jacket	12-3 Yellow				
18LP-44-500	18LP-60-500	16-2 (Purple, Gray) 1 TPJ Black Jacket	12-2 Black	12-2 White w/Black	12-1 Green	271	0.833
		16-2 (Purple, Gray) 1 TPJ Red Jacket	12-2 Red	12-2 White w/Red			
18LP-44-501	18LP-60-501	16-2 (Purple, Gray) 1 TPJ Brown Jacket	12-2 Brown	12-2 Gray w/Brown	12-1 Green	271	0.833
		16-2 (Purple, Gray) 1TPJ Orange Jacket	12-2 Orange	12-2 Gray w/Orange			
18LQ-44-500	18LQ-60-500	16-2 (Purple, Gray) 1 TPJ Black Jacket	12-3 Black	12-3 White w/Black	12-1 Green	347	0.942
		16-2 (Purple, Gray) 1 TPJ Red Jacket	12-3 Red	12-3 White w/Red			
		16-2 (Purple, Gray) 1 TPJ Blue Jacket	12-3 Blue	12-3 White w/Blue			
18LQ-44-501	18LQ-60-501	16-2 (Purple, Gray) 1 TPJ Brown Jacket	12-3 Brown	12-3 Gray w/Brown	12-1 Green	347	0.942
		16-2 (Purple, Gray) 1TPJ Orange Jacket	12-3 Orange	12-3 Gray w/Orange			
		16-2 (Purple, Gray) 1TPJ Yellow Jacket	12-3 Yellow	12-3 Gray w/Yellow			
18LS-44-500	18LS-60-500	16-2 (Purple, Gray) 1 TPJ Black Jacket	12-1 Black	12-1 White	12-1 Green	260	0.842
		16-2 (Purple, Gray) 1 TPJ Red Jacket					
		16-2 (Purple, Gray) 1 TPJ Blue Jacket					
18LS-44-501	18LS-60-501	16-2 (Purple, Gray) 1 TPJ Brown Jacket	12-1 Brown	12-1 Gray	12-1 Green	260	0.842
		16-2 (Purple, Gray) 1TPJ Orange Jacket					
		16-2 (Purple, Gray) 1TPJ Yellow Jacket					

Other custom constructions available, also available with steel armor, subject to minimums and manufacturing lead-times; contact your Kaf-Tech Representative for more information.
MC Luminary Cable® is intended for use in non shielded applications

MC Luminary HCF™ Lite Cable (U.S. Patent Pending)

UL Listed Type MC-PCS Healthcare Facilities (Aluminum)

Armor

Interlocked Aluminum Strip (Light Green Striped)

Conductors

Solid/Stranded Copper

Conductor Insulation

THHN + Protective Polypropylene Covering (Power)

TFN (Control)

Maximum Temperature Rating

90°C (Dry)

Grounding

Two Grounding Means - (1) Combined Armor and Full-Sized Aluminum Ground Conductor per NEC® 250.118(10)(b), (2) Full-Sized Green Insulated Copper Grounding Conductor per NEC® 250.118(1)

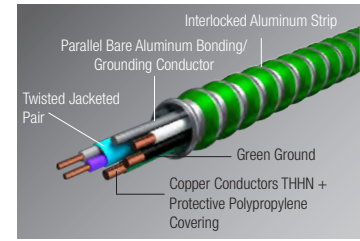
Neutral Conductor

White 120/208V

Gray 277/480V

Maximum Voltage Rating

600V



References & Ratings

- UL 66, 83, 1479, 1569, 1581, 2556, File Reference E80042
- NEC® 330, 250.118, 300.22(C), 392, 396, 330, 501, 502, 503, 530, 504, 505, 517, 518, 520, 530, 645, 690.31(E), 725
- Permits conductors of control circuits to be placed in a cable with conductors of electric light, power, or Class 1 circuits
- Federal Specification A-A-59544 (formerly J-C-30B)
- Meets all applicable OSHA and HUD Requirements
- Cable Tray Rated, install per NEC®
- UL Classified 1, 2, and 3 hour through penetration (Fire Stop) product, R14141
- Environmental Air-Handling Space Installation per NEC® 300.22(C)
- Power and/or lighting as well as signal and/or control conductors per NEC® Section 725.136(l)(1)
- Made in USA of US and/or imported materials
- U.S. Patent No. 8,088,997 & Patent Pending

Product Code		Trade Size	Copper Conductor Type	Grounding Conductor AWG Color	Bare Alum. Bonding/ Bond Cond. AWG	Length (ft)		Approx. Weight/ 1,000ft (lbs)	Approx. Armor O.D. (in)
Coil	Reel					Coil	Reel		
MC Luminary HCF™ Lite Cable - Solid									
LH04-42-500	LH04-60-500	16-2 (1TPJ) (Purple, Gray) 12-2 (Black, White)	Solid	12 (Green)	10	250	1000	197	0.708
LH04-42-504	LH04-60-504	16-2 (1TPJ) (Purple, Gray) 12-2 (Red, White)*	Solid	12 (Green)	10	250	1000	197	0.708
LH04-42-505	LH04-60-505	16-2 (1TPJ) (Purple, Gray) 12-2 (Blue, White)*	Solid	12 (Green)	10	250	1000	197	0.708
LH04-42-501	LH04-60-501	16-2 (1TPJ) (Purple, Gray) 12-2 (Brown, Gray)	Solid	12 (Green)	10	250	1000	197	0.708
LH04-42-502	LH04-60-502	16-2 (1TPJ) (Purple, Gray) 12-2 (Orange, Gray)*	Solid	12 (Green)	10	250	1000	197	0.708
LH04-42-503	LH04-60-503	16-2 (1TPJ) (Purple, Gray) 12-2 (Yellow, Gray)*	Solid	12 (Green)	10	250	1000	197	0.708
LH05-42-500	LH05-60-500	16-2 (1TPJ) (Purple, Gray) 12-3 (Black, Red, White)	Solid	12 (Green)	10	250	1000	227	0.751
LH05-42-501	LH05-60-501	16-2 (1TPJ) (Purple, Gray) 12-3 (Brown, Orange, Gray)*	Solid	12 (Green)	10	250	1000	227	0.751
LH07-42-500	LH07-60-500	16-2 (1TPJ) (Purple, Gray) 10-2 (Black, White)	Solid	10 (Green)	8	250	1000	256	0.758
LH07-42-501	LH07-60-501	16-2 (1TPJ) (Purple, Gray) 10-2 (Brown, Gray)*	Solid	10 (Green)	8	250	1000	256	0.758
MC Luminary HCF™ Lite Cable - Stranded									
LH58-42-500	LH58-60-500	16-2 (1TPJ) (Purple, Gray) 12-2 (Black, White)	Stranded	12 (Green)	10	250	1000	202	0.725

Use with fitting listed and marked for use with MCI-A

Other custom constructions available, also available with steel armor, subject to minimums and manufacturing lead-times; contact your Kaf-Tech Representative for more information.

MC Luminary Cable® is intended for use in non shielded applications

* Subject to minimums and manufacturing lead times

MC-Quik® Steel Armored Cable

Type MCI-A Cables (120/208V & 277/480V) Technical Specifications

Armor

Interlocked Galvanized Steel Strip (Purple Striped)

Conductors

Solid/Stranded Copper

Conductor Insulation

Type THHN with Protective Polypropylene Covering on Each Insulated Conductor (No Assembly Tape)

Maximum Temperature Rating

90°C (Dry)

Grounding

Combined Armor and Full-Sized Aluminum Ground/Bond Conductor NEC® 250.118(10)(b)

Neutral Conductor

White 120/208V

Gray 277/480V

Maximum Voltage Rating

600V



References & Ratings

- UL 1569, 83, 1479, 1581, 2556, File Reference E80042
- Federal spec A-A-59544 (formerly J-C-30B)
- NEC® 330, 300.22(C), 230.43, 250.118, 392, 396, 501, 502, 503, 530, 518, 520, 645, 690.31(E)
- Meets all OSHA and HUD requirements
- May be surface mounted, fished and/or embedded in plaster
- UL Classified 1, 2, and 3 hour through (Fire) penetration product, R14141
- NEC® 300.22(C) Environmental Air Handling Spaces
- Cable Tray Rated, install per NEC®
- US Patent No. 8,088,997 B2, No. 8,278,554 B2
- Made in USA of US and/or imported materials

Product Code		Trade Size AWG	Bare Alum. Bonding/Bond Cond. AWG	Length (ft)		Approx. Weight/ 1,000ft (lbs)	Armor Nom. O.D. (in)
250' Coil	1000' Reel			Coil	Reel		
MC-Quik® Steel Armor Cable							
120/208V Solid							
7704-42-00	7704-60-00	12-2 Solid (Black, White)	10	250	1000	122	0.463
7704-42-04*	7704-60-04*	12-2 Solid (Red, White)	10	250	1000	122	0.463
7704-42-05*	7704-60-05*	12-2 Solid (Blue, White)	10	250	1000	122	0.463
7705-42-00	7705-60-00	12-3 Solid (Black, Red, White)	10	250	1000	159	0.523
7705-42-04*	7705-42-04*	12-3 Solid (Red, Blue, White)	10	250	1000	159	0.523
7705-42-05*	7705-60-05*	12-3 Solid (Black, Blue, White)	10	250	1000	159	0.523
7706-42-00	7706-60-00	12-4 Solid (Black, Red, Blue, White)	10	250	1000	208	0.565
7707-42-00	7707-60-00	10-2 Solid (Black, White)	8	250	1000	182	0.525
7707-42-04*	7707-60-04*	10-2 Solid (Red, White)	8	250	1000	182	0.525
7707-42-05*	7707-60-05*	10-2 Solid (Blue, White)	8	250	1000	182	0.525
7708-42-00	7708-60-00	10-3 Solid (Black, Red, White)	8	250	1000	240	0.601
7708-42-04*	7708-60-04*	10-3 Solid (Red, Blue, White)	8	250	1000	240	0.601
7708-42-05*	7708-60-05*	10-3 Solid (Blue, Black, White)	8	250	1000	240	0.601
7709-42-00	7709-60-00	10-4 Solid (Black, Red, Blue, White)	8	250	1000	309	0.651
120/208V Stranded							
7758-42-00*	7758-60-00*	12-2 Stranded (Black, White)	10	250	1000	127	0.482
277/480V Solid							
7704-42-01	7704-60-01	12-2 Solid (Brown, Gray)	10	250	1000	122	0.463
7704-42-02*	7704-60-02*	12-2 Solid (Orange, Gray)	10	250	1000	122	0.463
7704-42-03*	7704-60-03*	12-2 Solid (Yellow, Gray)	10	250	1000	122	0.463
7704-42-07*	7704-60-07*	12-2 Solid (Purple, Gray)	10	250	1000	122	0.463
7705-42-01	7705-60-01	12-3 Solid (Brown, Orange, Gray)	10	250	1000	159	0.523
7705-42-02*	7705-60-02*	12-3 Solid (Orange, Yellow, Gray)	10	250	1000	159	0.523
7705-42-03*	7705-60-03*	12-3 Solid (Brown, Yellow, Gray)	10	250	1000	159	0.523
7705-42-07*	7705-60-07*	12-3 Solid (Brown, Purple, Gray)	10	250	1000	159	0.523
7706-42-01	7706-60-01	12-4 Solid (Brown, Orange, Yellow, Gray)	10	250	1000	208	0.565
7707-42-01	7707-60-01	10-2 Solid (Brown, Gray)	8	250	1000	182	0.525
7707-42-02*	7707-60-02*	10-2 Solid (Orange, Gray)	8	250	1000	182	0.525
7707-42-03*	7707-60-03*	10-2 Solid (Yellow, Gray)	8	250	1000	182	0.525
7708-42-01	7708-60-01	10-3 Solid (Brown, Orange, Gray)	8	250	1000	240	0.601
7708-42-02*	7708-60-02*	10-3 Solid (Orange, Yellow, Gray)	8	250	1000	240	0.601
7708-42-03*	7708-60-03*	10-3 Solid (Brown, Yellow, Gray)	8	250	1000	240	0.601
7709-42-01	7709-60-01	10-4 Solid (Brown, Yellow, Orange, Gray)	8	250	1000	309	0.651


NOTE: All dimensions and weights are subject to normal manufacturing tolerances.

* Subject to minimums and lead times.

USE WITH AN MCI-A LISTED CONNECTOR.

MC-Quik® Lite Aluminum Armored Cable (Solid)

Type MCI-A Cables (120/208V & 277/480V) Technical Specifications



Armor

Interlocked Aluminum Strip

Conductors

Solid Copper

Conductor Insulation

Type THHN with Protective Polypropylene Covering on Each Insulated Conductor (No Assembly Tape)

Maximum Temperature Rating

90°C (Dry)

Grounding

Combined Armor and Full-Sized Aluminum Ground/Bond Conductor NEC® 250.118(10)(b)

Neutral Conductor

White 120/208V

Gray 277/480V

Maximum Voltage Rating

600V

References & Ratings

- UL 1569, 83, 1479, 1581, 2556, File Reference E80042
- Federal spec A-A-59544 (formerly J-C-30B)
- NEC® 330, 300.22(C), 230.43, 250.118, 392, 396, 501, 502, 503, 530, 518, 520, 645, 690.31(E)
- Meets all OSHA and HUD requirements
- May be surface mounted, fished and/or embedded in plaster
- UL Classified 1, 2, and 3 hour through (Fire) penetration product, R14141
- NEC® 300.22(C) Environmental Air Handling Spaces
- Cable Tray Rated, install per NEC®
- U.S. Patent No. 8,088,997 B2
- Made in USA of US and/or imported materials

Product Code		Trade Size AWG	Bare Alum. Bonding/ Bond Cond. AWG	Length (ft)		Approx. Weight/ 1,000ft (lbs)	Armor Nom. O.D. (in)
250' Coil	1000' Reel			Coil	Reel		
MC-Quik® Lite Cable							
120/208V Solid							
3101Z42-00	3101Z60-00	14-2 Solid (Black, White)	12	250	1000	66	0.422
3102Z42-00	3102Z60-00	14-3 Solid (Black, Red, White)	12	250	1000	88	0.467
3103Z42-00*	3103Z60-00*	14-4 Solid (Black, Red, Blue, White)	12	250	1000	109	0.503
3104Z42-00	3104Z60-00	12-2 Solid (Black, White)	10	250	1000	90	0.463
3104Z42-04	3104Z60-04	12-2 Solid (Red, White)	10	250	1000	90	0.463
3104Z42-05	3104Z60-05	12-2 Solid (Blue, White)	10	250	1000	90	0.463
3105Z42-00	3105Z60-00	12-3 Solid (Black, Red, White)	10	250	1000	122	0.523
3105Z42-04*	3105Z60-04*	12-3 Solid (Red, Blue, White)	10	250	1000	122	0.523
3105Z42-05*	3105Z60-05*	12-3 Solid (Black, Blue, White)	10	250	1000	122	0.523
3106Z42-00	3106Z60-00	12-4 Solid (Black, Red, Blue, White)	10	250	1000	151	0.565
3107Z42-00	3107Z60-00	10-2 Solid (Black, White)	8	250	1000	131	0.525
3107Z42-04*	3107Z60-04*	10-2 Solid (Red, White)	8	250	1000	131	0.525
3107Z42-05*	3107Z60-05*	10-2 Solid (Blue, White)	8	250	1000	131	0.525
3108Z42-00	3108Z60-00	10-3 Solid (Black, Red, White)	8	250	1000	178	0.601
3108Z42-04*	3108Z60-04*	10-3 Solid (Red, Blue, White)	8	250	1000	178	0.601
3108Z42-05*	3108Z60-05*	10-3 Solid (Black, Blue, White)	8	250	1000	178	0.601
3109Z42-00	3109Z60-00	10-4 Solid (Black, Red, Blue, White)	8	250	1000	242	0.651
277/480V Solid							
3104Z42-01	3104Z60-01	12-2 Solid (Brown, Gray)	10	250	1000	90	0.463
3104Z42-02	3104Z60-02	12-2 Solid (Orange, Gray)	10	250	1000	90	0.463
3104Z42-03	3104Z60-03	12-2 Solid (Yellow, Gray)	10	250	1000	90	0.463
3104Z42-07*	3104Z60-07*	12-2 Solid (Purple, Gray)	10	250	1000	90	0.463
3105Z42-01	3105Z60-01	12-3 Solid (Brown, Orange, Gray)	10	250	1000	122	0.523
3105Z42-02*	3105Z60-02*	12-3 Solid (Orange, Yellow, Gray)	10	250	1000	122	0.523
3105Z42-03*	3105Z60-03*	12-3 Solid (Yellow, Brown, Gray)	10	250	1000	122	0.523
3106Z42-01	3106Z60-01	12-4 Solid (Brown, Orange, Yellow, Gray)	10	250	1000	151	0.565
3107Z42-01	3107Z60-01	10-2 Solid (Brown, Gray)	8	250	1000	131	0.525
3107Z42-02*	3107Z60-02*	10-2 Solid (Orange, Gray)	8	250	1000	131	0.525
3107Z42-03*	3107Z60-03*	10-2 Solid (Yellow, Gray)	8	250	1000	131	0.525
3108Z42-01	3108Z60-01	10-3 Solid (Brown, Orange, Gray)	8	250	1000	178	0.601
3108Z42-02	3108Z60-02	10-3 Solid (Orange, Yellow, Gray)	8	250	1000	178	0.601
3108Z42-03	3108Z60-03	10-3 Solid (Brown, Yellow, Gray)	8	250	1000	178	0.601
3109Z42-01	3109Z60-01	10-4 Solid (Brown, Orange, Yellow, Gray)	8	250	1000	242	0.651

NOTE: All dimensions and weights are subject to normal manufacturing tolerances.
* Special Order, subject to lead times and minimum order quantities.

USE WITH AN MCI-A LISTED CONNECTOR.

MC-Quik® Lite Aluminum Armored Cable (Stranded)

Type MCI-A Cables (120/208V & 277/480V) Technical Specifications

Armor

Interlocked Aluminum Strip

Conductors

Stranded Copper

Conductor Insulation

Type THHN with Protective Polypropylene Covering on Each Insulated Conductor (No Assembly Tape)

Maximum Temperature Rating

90°C (Dry)

Grounding

Combined Armor and Full-Sized Aluminum Ground/Bond Conductor NEC® 250.118(10)(b)


Neutral Conductor

White 120/208V

Gray 277/480V

Maximum Voltage Rating

600V



References & Ratings

- UL 1569, UL 83, UL 1479, UL 1581, UL 2556, File Reference E80042
- Federal spec A-A-59544 (formerly J-C-30B)
- NEC® 330, 300.22(C), 230.43, 250.118, 392, 396, 501, 502, 503, 530, 518, 520, 645, 690.31(E)
- Meets all OSHA and HUD requirements
- May be surface mounted, fished and/or embedded in plaster
- UL Classified 1, 2, and 3 hour through (Fire) penetration product, R14141
- NEC® 300.22(C) Environmental Air Handling Spaces
- Cable Tray Rated, install per NEC®
- U.S. Patent No. 8,088,997 B2
- Made in USA of US and/or imported materials

MCCABLES

Product Code		Trade Size AWG	Bare Alum. Bonding/ Bond Cond. AWG	Length (ft)		Approx. Weight/ 1,000ft (lbs)	Approx Armor Nom. O.D. (in)
250' Coil	1000' Reel			Coil	Reel		
MC-Quik® Lite Cable							
120/208V Stranded							
3158Z42-00	3158Z60-00	12-2 Stranded (Black, White)	10	250	1000	94	0.482
3158Z42-04	3158Z60-04	12-2 Stranded (Red, White)	10	250	1000	94	0.482
3158Z42-05	3158Z60-05	12-2 Stranded (Blue, White)	10	250	1000	94	0.482
3159Z42-00	3159Z60-00	12-3 Stranded (Black, Red, White)	10	250	1000	126	0.523
3160Z42-00	3160Z60-00	12-4 Stranded (Black, Red, Blue, White)	10	250	1000	158	0.585
3161Z42-00	3161Z60-00	10-2 Stranded (Black, White)	8	250	1000	151	0.552
3162Z42-00	3162Z60-00	10-3 Stranded (Black, Red, White)	8	250	1000	202	0.625
3163Z42-00	3163Z60-00	10-4 Stranded (Black, Red, Blue, White)	8	250	1000	261	0.680
277/480V Stranded							
3158-42-01	3158-60-01	12-2 Stranded (Brown, Gray)	10	250	1000	94	0.482
3158-42-02	3158-60-02	12-2 Stranded (Orange, Gray)	10	250	1000	94	0.482
3158-42-03	3158-60-03	12-2 Stranded (Yellow, Gray)	10	250	1000	94	0.482
3159-42-01	3159-60-01	12-3 Stranded (Brown, Orange, Gray)	10	250	1000	126	0.539
3159-42-02*	3159-60-02*	12-3 Stranded (Orange, Yellow, Gray)	10	250	1000	126	0.539
3159-42-03*	3159-60-03*	12-3 Stranded (Brown, Yellow, Gray)	10	250	1000	126	0.539
3160-42-01	3160-60-01	12-4 Stranded (Brown, Orange, Yellow, Gray)	10	250	1000	158	0.585
3161-42-01	3161-60-01	10-2 Stranded (Brown, Gray)	8	250	1000	151	0.552
3162-42-01	3162-60-01	10-3 Stranded (Brown, Orange, Gray)	8	250	1000	202	0.625
3163-42-01	3163-60-01	10-4 Stranded (Brown, Orange, Yellow, Gray)	8	250	1000	260	0.680

NOTE: All dimensions and weights are subject to normal manufacturing tolerances.
 * Special Order, subject to lead times and minimum order quantities.

MC-Stat® & MC-Stat® Lite Cable

Type MCI-A Cables (120/208V Colors & 277/480V Colors)

Technical Specifications Healthcare Cables

Armor
Interlocked Galvanized Steel Strip or Interlocked Aluminum Strip (Light Green Striped)

Conductors
Solid or Stranded Copper


Conductor Insulation
Type THHN with Protective Polypropylene Covering on Each Insulated Conductor (No Assembly Tape)

Maximum Temperature Rating
90°C (Dry)

Grounding
Two Grounding Means - (1) Combined Armor and Full-Sized Aluminum Ground Conductor per NEC® 250.118(10)(b), (2) Full-Sized Green Insulated Copper Grounding Conductor per NEC® 250.118(1)

Neutral Conductor
White 120/208V
Gray 277/480V

Maximum Voltage Rating
600V



References & Ratings

- UL 1569, 83, 1479, 1581, 2556, File Reference E80042
- Federal spec A-A-59544 (formerly J-C-30B)
- NEC® 330, 300.22(C), 230.43, 250.118, 392, 396, 501, 502, 503, 530, 518, 520, 645, 690.31(E)
- Meets all OSHA and HUD requirements
- May be surface mounted, fished and/or embedded in plaster
- UL Classified 1, 2, and 3 hour through (Fire) penetration product, R14141
- NEC® 300.22(C) Environmental Air Handling Spaces
- Cable Tray Rated, install per NEC®
- U.S. Patent No. 8,088,997 B2, No. 8,278,554 B2
- Made in USA of US and/or imported materials

Product Code		Trade Size AWG	Grounding Conductor AWG Color	Bare Alum. Bonding/ Bond Cond. AWG.	Length (ft)		Approx. Weight/ 1,000ft (lbs)	Approx Armor Nom. O.D. (in)
250' Coil	1000' Reel				Coil	Reel		
MC-Stat® Cable								
120/208V Solid								
7504-42-00	7504-60-00	12-2 Solid (Black, White)	12-Solid (Green)	10	250	1000	160	0.523
7504-42-04	7504-60-04	12-2 Solid (Red, White)	12-Solid (Green)	10	250	1000	160	0.523
7504-42-05	7504-60-05	12-2 Solid (Blue, White)	12-Solid (Green)	10	250	1000	160	0.523
7505-42-00	7505-60-00	12-3 Solid (Black, Red, White)	12-Solid (Green)	10	250	1000	208	0.565
7505-42-04*	7505-60-04*	12-3 Solid (Red, Blue, White)	12-Solid (Green)	10	250	1000	208	0.565
7505-42-05*	7505-60-05*	12-3 Solid (Black, Blue, White)	12-Solid (Green)	10	250	1000	208	0.565
7506-42-00	7506-60-00	12-4 Solid (Black, Red, Blue, White)	12-Solid (Green)	10	250	1000	263	0.618
7507-42-00	7507-60-00	10-2 Solid (Black, White)	10-Solid (Green)	8	250	1000	240	0.601
7508-42-00	7508-60-00	10-3 Solid (Black, Red, White)	10-Solid (Green)	8	250	1000	310	0.651
7509-42-00	7509-60-00	10-4 Solid (Black, Red, Blue, White)	10-Solid (Green)	8	250	1000	407	0.786
277/480V Solid								
7504-42-01	7504-60-01	12-2 Solid (Brown, Gray)	12-Solid (Green)	10	250	1000	160	0.523
7504-42-02	7504-60-02	12-2 Solid (Orange, Gray)	12-Solid (Green)	10	250	1000	160	0.523
7504-42-03	7504-60-03	12-2 Solid (Yellow, Gray)	12-Solid (Green)	10	250	1000	160	0.523
7504-42-07	7504-60-07	12-2 Solid (Purple, Gray)	12-Solid (Green)	10	250	1000	160	0.523
7505-42-01	7505-60-01	12-3 Solid (Brown, Orange, Gray)	12-Solid (Green)	10	250	1000	208	0.565
7505-42-02*	7505-60-02*	12-3 Solid (Orange, Yellow, Gray)	12-Solid (Green)	10	250	1000	208	0.565
7505-42-03*	7505-60-03*	12-3 Solid (Brown, Yellow, Gray)	12-Solid (Green)	10	250	1000	208	0.565
7506-42-01	7506-60-01	12-4 Solid (Brown, Orange, Yellow, Gray)	12-Solid (Green)	10	250	1000	208	0.565
MC-Stat® Lite Cable								
120/208V Solid								
5804-42-00	5804-60-00	12-2 Solid (Black, White)	12-Solid (Green)	10	250	1000	122	0.523
5804-42-04	5804-60-04	12-2 Solid (Red, White)	12-Solid (Green)	10	250	1000	122	0.523
5804-42-05	5804-60-05	12-2 Solid (Blue, White)	12-Solid (Green)	10	250	1000	122	0.523
5805-42-00	5805-60-00	12-3 Solid (Black, Red, White)	12-Solid (Green)	10	250	1000	152	0.565
5805-42-04	5805-60-04	12-3 Solid (Red, Blue, White)	12-Solid (Green)	10	250	1000	152	0.565
5805-42-05	5805-60-05	12-3 Solid (Black, Blue, White)	12-Solid (Green)	10	250	1000	152	0.565
5806-42-00	5806-60-00	12-4 Solid (Black, Red, Blue, White)	12-Solid (Green)	10	250	1000	200	0.618
5807-42-00	5807-60-00	10-2 Solid (Black, White)	10-Solid (Green)	8	250	1000	178	0.601
5808-42-00	5808-60-00	10-3 Solid (Black, Red, White)	10-Solid (Green)	8	250	1000	242	0.651
5809-42-00	5809-60-00	10-4 Solid (Black, Red, Blue, White)	10-Solid (Green)	8	250	1000	301	0.786
277/480V Solid								
5804-42-01	5804-60-01	12-2 Solid (Brown, Gray)	12-Solid (Green)	10	250	1000	122	0.523
5804-42-02	5804-60-02	12-2 Solid (Orange, Gray)	12-Solid (Green)	10	250	1000	122	0.523
5804-42-03	5804-60-03	12-2 Solid (Yellow, Gray)	12-Solid (Green)	10	250	1000	122	0.523
5804-42-07	5804-60-07	12-2 Solid (Purple, Gray)	12-Solid (Green)	10	250	1000	122	0.523
5805-42-01	5805-60-01	12-3 Solid (Brown, Orange, Gray)	12-Solid (Green)	10	250	1000	152	0.565
5806-42-01	5806-60-01	12-4 Solid (Brown, Orange, Yellow, Gray)	12-Solid (Green)	10	250	1000	200	0.618
120/208V Stranded								
5858-42-00	5858-60-00	12-2 Stranded (Black, White)	12-Stranded (Green)	10	250	1000	127	0.539
5858-42-04*	5858-60-04*	12-2 Stranded (Red, White)	12-Stranded (Green)	10	250	1000	127	0.539
5858-42-05*	5858-60-05*	12-2 Stranded (Blue, White)	12-Stranded (Green)	10	250	1000	127	0.539
5859-42-00	5859-60-00	12-3 Stranded (Black, Red, White)	12-Stranded (Green)	10	250	1000	158	0.565
5859-42-04*	5859-60-04*	12-3 Stranded (Red, Blue, White)	12-Stranded (Green)	10	250	1000	158	0.565
5859-42-05*	5859-60-05*	12-3 Stranded (Black, Blue, White)	12-Stranded (Green)	10	250	1000	158	0.565
5860-42-00	5860-60-00	12-4 Stranded (Black, Red, Blue, White)	12-Stranded (Green)	10	250	1000	210	0.645

NOTE: All dimensions and weights are subject to normal manufacturing tolerances.
* Special Order, subject to lead times and minimum order quantities.

USE WITH AN MCI-A LISTED CONNECTOR.

MC-Stat® Plus Cable & MC-Stat® Plus Lite Cable

Type MCI-A Cables (120/208V Colors)

Technical Specifications Neutral Per Phase Healthcare Cables

Armor

Interlocked Galvanized Steel Strip or Interlocked Aluminum Strip (Light Green Striped)

Conductors

Solid Copper

Conductor Insulation

Type THHN with Protective Polypropylene Covering on Each Insulated Conductor (No Assembly Tape)

Maximum Temperature Rating

90°C (Dry)

Grounding


Two Grounding Means - (1) Combined Armor Full-Sized Aluminum Ground Conductor per NEC® 250.118(10)(b), (2) Full-Sized Green Insulated Copper Grounding Conductor per NEC® 250.118(1)

Neutral Conductors

White 120/208V

Maximum Voltage Rating

600V



References & Ratings

- UL 1569, 83, 1479, 1581, 2556, File Reference E80042
- Federal spec A-A-59544 (formerly J-C-30B)
- NEC® 210.4(B), 330, 300.22(C), 230.43, 250.118, 392, 396, 503, 530, 517, 518, 530, 645
- Meets all OSHA and HUD requirements
- May be surface mounted, fished and/or embedded in plaster
- UL Classified 1, 2, and 3 hour through (Fire) penetration product, R14141
- NEC® 300.22(C) Environmental Air Handling Spaces
- Cable Tray Rated, install per NEC®
- U.S. Patent No. 8,088,997 B2
- Made in USA of US and/or imported materials

MCCABLES

Product Code 1000' Reel	Phase Conductor AWG	Neutral Conductor AWG	Insulated Grounding Wire AWG	Bare Alum. Bonding/Bond Cond. AWG	Approx. Weight/ 1,000ft (lbs)	Approx Armor Nom. O.D. (in)
MC-Stat® Plus Steel Cable						
120/208V Solid						
7004-60-00	12-2 Solid (Black, Red)	12-2 (White with Black Text, White with Red Text)	12-1 Solid (Green)	10-1	263	0.618
7005-60-00	12-3 Solid (Black, Red, Blue)	12-3 (White with Black Stripe & Text, White with Red Stripe & Text, White with Blue Stripe & Text)	12-1 Solid (Green)	10-1	327	0.663
7007-60-00	10-2 Solid (Black, Red)	10-2 (White with Black Stripe & Text, White with Red Stripe & Text)	10-1 Solid (Green)	8-1	407	0.786
7008-60-00	10-3 Solid (Black, Red, Blue)	10-3 (White with Black Stripe & Text, White with Red Stripe & Text, White with Blue Stripe & Text)	10-1 Solid (Green)	8-1	540	0.893
MC-Stat® Lite Plus Aluminum Cable						
120/208V Solid						
7304-60-00	12-2 Solid (Black, Red)	12-2 (White with Black Stripe & Text, White with Red Stripe & Text)	12-1 Solid (Green)	10-1	200	0.618
7305-60-00	12-3 Solid (Black, Red, Blue)	12-3 (White with Black Stripe & Text, White with Red Stripe & Text, White with Blue Text)	12-1 Solid (Green)	10-1	258	0.663
7307-60-00	10-2 Solid (Black, Red)	10-2 (White with Black Stripe & Text, White with Red Stripe & Text)	10-1 Solid (Green)	8-1	302	0.786
7308-60-00	10-3 Solid (Black, Red, Blue)	10-3 (White with Black Stripe & Text, White with Red Stripe & Text, White with Blue Stripe & Text)	10-1 Solid (Green)	8-1	392	0.893

NOTE: All dimensions and weights are subject to normal manufacturing tolerances. Other conductor colors available by special order.

USE WITH AN MCI-A LISTED CONNECTOR.

MC-Plus® Neutral Per Phase Cable

Type MC Steel (120/208V & 277/480V) Technical Specifications

Armor

Interlocked Galvanized Steel Strip Color-Coded White Armor with Color-Trak ID

Conductors

Solid or Stranded Copper

Conductor Insulation

THHN/THWN

Assembly Covering

Polypropylene Tape

Maximum Temperature Rating

90°C (Dry)

Grounding

Insulated Green Copper Grounding Conductor


Neutral Conductor - Identified to Corresponding Phase Conductor

White 120/208V

Gray 277/480V

Maximum Voltage Rating

600V



References & Ratings

- UL 83, 1479, 1569, 1581, 2556, File Reference E80042
- NEC® 210.4(B), 230.43, 300.22(C), 330, 392, 396.10(A), 645
- Federal Specification A-A-59544 (formerly J-C-30B)
- Meets all applicable OSHA and HUD Requirements
- UL Classified 1, 2, and 3 hour through (Fire) penetration product, R14141
- Environmental Air-Handling Space Installation per NEC® 300.22(C)
- Made in USA of US and/or imported materials
- Cable tray rated, install per NEC®
- U.S. Patent No. 8,278,554 B2

Product Code No.		Phase Conductor AWG	Neutral Conductor AWG	Grounding Conductor AWG	Approx. Weight/ 1,000ft (lbs)	Approx. Armor O.D. (in)
250' Coil	1000' Reel					
MC-Plus® Neutral per Phase Cable						
Steel Solid						
3904-42-00	3904-60-00	12-2 (Black, Red)	12-2 (2) White	12-1 (Green)	233	0.586
3904-42-01	3904-60-01	12-2 (Brown, Orange)	12-2 (2) Gray	12-1 (Green)	233	0.586
3904-42-02	3904-60-02	12-2 (Orange, Yellow)	12-2 (2) Gray	12-1 (Green)	233	0.586
3904-42-03	3904-60-03	12-2 (Brown, Yellow)	12-2 (2) Gray	12-1 (Green)	233	0.586
3904-42-04	3904-60-04	12-2 (Red, Blue)	12-2 (2) White	12-1 (Green)	233	0.586
3904-42-05	3904-60-05	12-2 (Black, Blue)	12-2 (2) White	12-1 (Green)	233	0.586
3905-42-00	3905-60-00	12-3 (Black, Red, Blue)	12-3 (3) White	12-1 (Green)	306	0.620
3905-42-01	3905-60-01	12-3 (Brown, Orange, Yellow)	12-3 (3) Gray	12-1 (Green)	306	0.620
3906-42-00	3906-60-00	12-4 (Black, Black, Red, Red)	12-4 (4) White	12-1 (Green)	363	0.701
3907-42-00	3907-60-00	10-2 (Black, Red)	10-2 (2) White	10-1 (Green)	326	0.667
3907-42-01	3907-60-01	10-2 (Brown, Orange)	10-2 (2) Gray	10-1 (Green)	326	0.667
3908-42-00	3908-60-00	10-3 (Black, Red, Blue)	10-3 (3) White	10-1 (Green)	433	0.710
3908-42-01	3908-60-01	10-3 (Brown, Orange, Yellow)	10-3 (3) Gray	10-1 (Green)	433	0.710
3909-42-00	3909-60-00	10-4 (Black, Black, Red, Red)	10-4 (4) White	10-1 (Green)	570	0.856
3914-42-00	3914-60-00	10-6 (2) (Black), (2) (Blue), (2) (Red)	10-6 (6) White	10-1 (Green)	761	0.979

NOTE: All dimensions and weights are subject to normal manufacturing tolerances.
*Plain armor

Two Wire	Phase Colors	Neutrals
00	Black, Red	2 Whites
-01	Brown, Orange	2 Grays
-02	Orange, Yellow	2 Grays
-03	Brown, Yellow	2 Grays
-04	Red, Blue	2 Whites
-05	Black, Blue	2 Whites
Three Wire	Phase Colors	Neutrals
00	Black, Red, Blue	3 Whites
-01	Brown, Orange, Yellow	3 Grays
Four Wire	Phase Colors	Neutrals
-00	2 Blacks, 2 Red	4 Whites
Six Wire	Phase Colors	Neutrals
-00	2 Blacks, 2 Blues, 2 Reds	6 Whites

For healthcare applications See MC-Stat® Plus see page 23.

MC-Plus® Lite Neutral Per Phase Cable

Type MC Aluminum (120/208V & 277/480V) Technical Specifications

Armor

Interlocked Aluminum Strip

Conductors

Solid or Stranded Copper

Conductor Insulation

THHN/THWN

Assembly Covering

Polypropylene Tape

Maximum Temperature Rating

90°C (Dry)

Grounding

Insulated Green Copper Grounding Conductor


Neutral Conductor - Identified to Corresponding Phase Conductor

White 120/208V

Gray 277/480V

Maximum Voltage Rating

600V



MC CABLES

References & Ratings

- UL 83, 1479, 1569, 1581, 2556, File Reference E80042
- NEC® 210.4(B), 230.43, 300.22(C), 330, 392, 396.10(A), 645
- Federal Specification A-A-59544 (formerly J-C-30B)
- Meets all applicable OSHA and HUD Requirements
- UL Classified 1, 2, and 3 hour through (Fire) penetration product, R14141
- Environmental Air-Handling Space Installation per NEC® 300.22(C)
- Aluminum armored cables are RoHS Compliant
- Made in USA of US and/or imported materials
- Cable tray rated, install per NEC®


Product Code No.		Phase Conductor AWG	Neutral Conductor AWG	Grounding Conductor AWG	Approx. Weight/ 1,000ft (lbs)	Approx. Armor O.D. (in)
250' Coil	1000' Reel					
MC-Plus® Lite Neutral per Phase Cable - Aluminum						
Aluminum Stranded						
3658-42-00	3658-60-00	12-2 (Black, Red)	12-2 (2) White	12-1 (Green)	169	0.613
3658-42-01	3658-60-01	12-2 (Brown, Orange)	12-2 (2) White	12-1 (Green)	169	0.613
3659-42-00	3659-60-00	12-3 (Black, Red, Blue)	12-3 (3) White	12-1 (Green)	241	0.613
3659-42-01	3659-60-01	12-3 (Brown, Orange, Yellow)	12-3 (3) Gray	12-1 (Green)	241	0.613
3661-42-00	3661-60-00	10-2 (Black, Red)	10-2 (2) White	10-1 (Green)	255	0.704
3661-42-01	3661-60-01	10-2 (Brown, Orange)	10-2 (2) Gray	10-1 (Green)	255	0.704
3662-42-00	3662-60-00	10-3 (Black, Red, Blue)	10-3 (3) White	10-1 (Green)	347	0.805
3662-42-01	3662-60-01	10-3 (Brown, Orange, Yellow)	10-3 (3) Gray	10-1 (Green)	347	0.805
3663-42-00	3663-60-00	10-4 (Black, Black, Red, Red)	10-4 (4) White	10-1 (Green)	442	0.911

NOTE: All dimensions and weights are subject to normal manufacturing tolerances.

Product Code No.		Phase Conductor AWG	Neutral Conductor AWG	Grounding Conductor AWG	Approx. Weight/ 1,000ft (lbs)	Approx. Armor O.D. (in)
250' Coil	1000' Reel					
MC-Plus® Lite Neutral per Phase Cable - Aluminum						
Aluminum Solid						
3604-42-00	3604-60-00	12-2 (Black, Red)	12-2 (2) White	12-1 (Green)	162	0.586
3604-42-01	3604-60-01	12-2 (Brown, Orange)	12-2 (2) White	12-1 (Green)	162	0.586
3605-42-00	3605-60-00	12-3 (Black, Red, Blue)	12-3 (3) White	12-1 (Green)	214	0.623
3605-42-01	3605-60-01	12-3 (Brown, Orange, Yellow)	12-3 (3) Gray	12-1 (Green)	214	0.623

Two Wire	Phase Colors	Neutrals
00	Black, Red	2 Whites
-01	Brown, Orange	2 Grays
-02	Orange, Yellow	2 Grays
-03	Brown, Yellow	2 Grays
-04	Red, Blue	2 Whites
-05	Black, Blue	2 Whites
Three Wire	Phase Colors	Neutrals
-00	Black, Red, Blue	3 Whites
-01	Brown, Orange, Yellow	3 Grays
Four Wire	Phase Colors	Neutrals
-00	2 Blacks, 2 Red	4 Whites
Six Wire	Phase Colors	Neutrals
-00	2 Blacks, 2 Blues, 2 Reds	6 Whites

Super Neutral Cable®/Neutral Per Phase or Oversized Neutral Type MC Technical Specifications



Armor

Interlocked Galvanized Steel Strip* (Painted White)

Conductors

Solid, Exception: 8 AWG and Larger are Stranded

Conductor Insulation

THHN/THWN

Assembly Covering

Polypropylene Tape

Maximum Temperature Rating

90°C (Dry)

Grounding

One or More Grounding Conductors Insulated Green, See Chart Below

Neutral Conductor

Neutral per Phase or Oversized Neutral Configurations, White/White with Phase Stripe

Maximum Voltage Rating

600V

References & Ratings

- UL 83, 1479, 1569, 1581, 2556, File Reference E80042
- NEC® 230.43, 300.22(C), 392, 396.10(A), 330, 501, 502, 503, 530, 504, 505, 645
- Federal Specification A-A-59544 (formerly J-C-30B)
- Cable Tray Rated, install per NEC®
- UL Classified 1, 2, and 3 hour through (Fire) penetration product, R14141
- Environmental Air Handling Spaces per NEC® 300.22(C)
- Conductors must be derated per NEC® Table 310.15(B)(3)(a)
- Made in USA of US and/or imported materials

Product Code				Phase Conductor AWG	Neutral Conductor AWG	Grounding Conductor AWG	Approx. Weight/ 1,000ft (lbs)	Approx. Armor O.D. (In)
250' Coil	500' Reel	750' Reel	1000' Reel					
Super Neutral Cable®/Neutral per Phase or Oversized Neutral								
Oversize Neutral Design								
2908-42-00	2908-45-00	2908-47-00	2908-60-00	12-1 Solid(a)	10-1 Solid(f)	12-1 Solid(k)	287	0.541
2909-42-00	2909-45-00	2909-47-00	2909-60-00	12-2 Solid(b)	10-1 Solid(f)	12-1 Solid(k)	232	0.622
2910-42-00	2910-45-00	2910-47-00	2910-60-00	12-3 Solid(c)	10-1 Solid(f)	12-1 Solid(k)	252	0.605
2907-42-00	2907-45-00	2907-47-00	2907-60-00	12-3 Solid(c)	10-1 Solid(f)	12-2 Solid(l)	286	0.640
2905-42-00	2905-45-00	2905-47-00	2905-60-00	12-3 Solid(c)	8-1 Solid(f)	12-1 Solid(k)	289	0.645
2918-42-00	2918-45-00	2918-47-00	2918-60-00	12-4 Solid(e)	10-2 Solid(g)	12-2 Solid(l)	398	0.735
2913-42-00	2913-45-00	2913-47-00	2913-60-00	10-3 Solid(c)	6-1 Solid(f)	10-1 Solid(k)	420	0.740
2970-42-00	2970-45-00	2970-47-00	2970-60-00	10-4 Solid(e)	8-2 Solid(g)	10-2 Solid(l)	628	0.870
Neutral per Phase Design								
2916-42-00	2916-45-00	2916-47-00	2916-60-00	12-2 Solid(b)	12-2 Solid(h)	12-2 Solid(l)	282	0.620
2911-42-00	2911-45-00	2911-47-00	2911-60-00	12-3 Solid(c)	12-3 Solid(i)	12-2 Solid(l)	344	0.659
2960-42-00	2960-45-00	2960-47-00	2960-60-00	12-4 Solid(d)	12-3 Solid(j)	12-2 Solid(l)	380	0.698
2965-42-00	2965-45-00	2965-47-00	2965-60-00	10-2 Solid(b)	10-2 Solid(h)	10-2 Solid(l)	436	0.711
2912-42-00	2912-45-00	2912-47-00	2912-60-00	10-3 Solid(c)	10-3 Solid(i)	10-2 Solid(l)	510	0.808

NOTE: All dimensions and weights are subject to normal manufacturing tolerances.
 * Aluminum available by special order and subject to lead times and minimum quantities.

Super Neutral Cables are also available with application-specific combinations of circuit, neutral and grounding conductors.

- (a) Black
- (b) Black/Red
- (c) Black/Red/Blue
- (d) Black/Red/Pink/Tan
- (e) Black/Red/Blue/Pink
- (f) White
- (g) White/White with Black stripe
- (h) White with Black stripe/White with Red stripe
- (i) White with Black stripe/White with Red stripe/White with Blue stripe
- (j) White/White with Pink stripe/White with Tan stripe
- (k) Green
- (l) Green/Green with Yellow stripe

Parking Deck/Lot Cable™

Type MC Jacketed Parking Deck/Lot Cable

Armor & Jacket

Interlocked Galvanized Steel Strip with Gray PVC Jacket. Other Jacket Colors Available by Special Order

Conductors

Solid or Stranded Copper

Conductor Insulation

THHN/THWN

Assembly Covering

Polypropylene Tape

Maximum Temperature Rating

90°C (Dry); 75°C (Wet)

Grounding

Insulated Green Copper Grounding Conductor


Neutral Conductor

White 120/208V

Gray 277/480V

Maximum Voltage Rating

600V



MCCABLES

References & Ratings

- UL 83, 1479, 1569, 1581, 2556, File Reference E80042
- NEC® 230.43, 300.5, 392, 396.10(A), 330, 501, 502, 503, 530, 504, 505, 511.7, 513.7(A), 514.7, 515.7(A), 516.7(A), 680.21(A)
- Federal Specification A-A-59544 (formerly J-C-30B)
- UL listed for -40°C low temperature
- UL 1569 70,000 BTU and FT 4/ Vertical Tray Flame Tests IEEE 1203
- UL listed for Cable Tray use
- UL listed for Direct Burial including Concrete Encasement & wet locations
- UL listed Sunlight Resistant
- UL listed Oil Resistant II
- Hazardous locations up to Class I & II, Div. 2 and Class III, Div. 1 & 2 (NEC® Articles 501, 502, 503, 530)
- Cable tray rated, install per NEC®
- Wet locations per NEC® 330.10(11)(C)
- Made in USA of US and/or imported materials

Product Code		Trade Size	Grounding Conductor AWG	Length (ft)		Approx. Weight/ 1,000ft (lbs)	Approx. Armor O.D. (in)	Approx. Over Jacket O.D. (in)
Coil	Reel			Coil	Reel			
Parking Deck/Lot Cable								
120/208V								
2304-42-00	2304-60-00	12-2 Solid (Black, White)	12 Solid (Green)	250'	1000'	241	0.514	0.614
2305-42-00	2305-60-00	12-3 Solid (Black, Red, White)	12 Solid (Green)	250'	1000'	278	0.547	0.647
2306-42-00	2306-60-00	12-4 Solid (Black, Blue, Red, White)	12 Solid (Green)	250'	1000'	318	0.583	0.683
2307-42-00	2307-60-00	10-2 Solid (Black, White)	10 Solid (Green)	250'	1000'	310	0.579	0.679
2308-42-00	2308-60-00	10-3 Solid (Black, Red, White)	10 Solid (Green)	250'	1000'	365	0.619	0.719
2309-42-00	2309-60-00	10-4 Solid (Black, Blue, Red, White)	10 Solid (Green)	250'	1000'	422	0.664	0.764
2316-99-00	2316-99-00	8-3 Stranded (Black, Red, White)	10 Stranded (Green)	††	††	550	0.767	0.867
2320-99-00	2320-99-00	6-3 Stranded (Black, Red, White)	8 Stranded (Green)	††	††	745	0.855	0.965
277/480V								
2304-42-01	2304-60-01	12-2 Solid (Brown, Gray)	12 Solid (Green)	250'	1000'	241	0.514	0.614
2305-42-01	2305-60-01	12-3 Solid (Brown, Orange, Gray)	12 Solid (Green)	250'	1000'	278	0.547	0.647
2306-42-01	2306-60-01	12-4 Solid (Brown, Orange, Yellow, Gray)	12 Solid (Green)	250'	1000'	318	0.583	0.683
2307-42-01	2307-60-01	10-2 Solid (Brown, Gray)	10 Solid (Green)	250'	1000'	310	0.579	0.679
2308-42-01	2308-60-01	10-3 Solid (Brown, Orange, Gray)	10 Solid (Green)	250'	1000'	365	0.619	0.719
2309-42-01	2309-60-01	10-4 Solid (Brown, Orange, Yellow, Gray)	10 Solid (Green)	250'	1000'	422	0.664	0.764

NOTE: All dimensions and weights are subject to normal manufacturing tolerances
 Kaf-Tech-595, Kaf-Tech-596, Kaf-Tech-895 fittings may be used with this product.
 Non-stock items require lead time and minimum quantity order.
 †† - Cut to length

Home Run Cable®

Type MC Technical Specifications

Armor

Interlocked Galvanized Steel Strip**

Conductors

Solid Copper

Conductor Insulation

THHN/THWN

Assembly Covering

Polypropylene Tape

Maximum Temperature Rating


90°C (Dry)

Grounding

Insulated Green Grounding Conductor (Additional Grounding Conductors Optional*)

Maximum Voltage Rating

600V



- UL 83, 1479, 1569, 1581, 2556, File Reference E80042
- NEC® 230.43, 300.22(C), 392, 396, 330, 501, 502, 503, 530, 504, 505, 645
- Federal Specification A-A-59544 (formerly J-C-30B)
- Cable Tray Rated, install per NEC®
- UL Classified 1, 2, and 3 hour through (Fire) penetration product, R14141
- Environmental Air-Handling Space Installation per NEC® 300.22(C)
- Conductors must be derated per NEC® Table 310.15(B)(3)(a)
- Made in USA of US and/or imported materials

Product Code Reel	Trade Size	Grounding Conductor AWG	Length (ft) Reel	Approx. Weight/ 1,000ft (lbs)	Approx. Armor O.D. (In)
Home Run Cable®					
120/208V Solid					
1901-45-00	12-6 Solid	12 Solid (Green)	500	292	0.623
1901-60-00	12-6 Solid	12 Solid (Green)	1000	292	0.623
1902-45-00	12-8 Solid	12 Solid (Green)	500	386	0.698
1902-60-00	12-8 Solid	12 Solid (Green)	1000	386	0.698
1911-45-00	10-6 Solid	10 Solid (Green)	500	415	0.713
1911-60-00	10-6 Solid	10 Solid (Green)	1000	415	0.713
1905-45-00	10-8 Solid	10 Solid (Green)	500	565	0.856
1905-60-00	10-8 Solid	10 Solid (Green)	1000	565	0.856
1927-99-00*	10-12 Solid*	10 Solid (Green)	††	761	0.979
1928-99-00*	10-16 Solid*	10 Solid (Green)	††	1006	1.071

NOTE: All dimensions and weights are subject to normal manufacturing tolerances

Non-stock items require lead time and minimum quantity order.

**Aluminum available by special order and subject to lead times and minimum quantities.

* Special order, subject to lead times and minimum quantities.

†† Cut to order.

STOCKING SIZES & COLOR CODES

Conductors	120/208V Colors
6	Black, Black/Silver, Red, Red/Silver, White, White/Silver
8	Black, Black/Silver, Red, Red/Silver, Blue, Blue/Silver, White, White/Silver
12	3 Black, 3 Red, 3 Blue, 3 White; each color numbered 1-3
16	4 Black, 4 Red, 4 Blue, 4 White; each color numbered 1-4

Metal Clad Cable Derating Example

90°C RATED ARMORED CABLE 12 AWG WITH 4 COPPER CONDUCTORS.

- 1) Find conductor ampacity in NEC® Table 310.15(B)(16)
- 12AWG, 90°C = 30 amperes
- 2) Find adjustment factor in NEC® Article 310.15(B)(3)(a)
- 30 x .80 = 24 amperes

NEC® is a registered trademark of the National Fire Protection Association

Fire Alarm® Control Cable – Type MC – Dual Rated Type MC/FPLP

Plenum Rated Technical Specifications

Armor

Interlocked Galvanized Steel Strip (Painted Red)

Conductors

Solid Copper

Conductor Insulation

TFN 18 & 16 AWG and/or THHN 14 & 12 AWG

Assembly

Polyester Assembly Tape; Twisted Shielded: Laminated Aluminum/Mylar® Shield with Tinned Copper Drain Wire

Maximum Temperature Rating

FPLP: 105°C (Dry)

MC: 90°C (Dry)

Grounding

One or More Grounding Conductors May Be Bare or Insulated Green, See Chart Below


Neutral Conductor

White (Where Applicable)

Maximum Voltage Rating

300V (FPLP)

600V (MC)



MC CABLES

References & Ratings

- UL 66, 83, 1424, 1479, 1569, 1581, 2556, File Reference E80042
- NEC® 300.22(C), 392, 330, 430.2, 501, 502, 503, 530, 504, 505, 518, 530, 645, 725, 760, 760.154(A)
- Cable Tray Rated, install per NEC®
- Federal Specification A-A-59544 (formerly J-C-30B)
- UL Classified 1, 2, and 3 hour through (Fire) penetration product, R14141
- NFPA 262 (formerly UL 910) Plenum Rated - Type FPLP
- Made in USA of US and/or imported materials

Product Code		Trade Size	Grounding Conductor AWG	Approx. Weight/ 1,000ft (lbs)	Approx. Armor O.D. (In)
250' Coil	1000' Reel				
Solid TFN					
1801R42-00	1801R60-00	18-2 Solid (Black, White)	18 bare	110	0.470
1803R42-00	1803R60-00	18-4 Solid (Black, White, Red, Blue)	18 bare	130	0.430
1805R42-00	1805R60-00	18-6 Solid (Black, White, Red, Blue, Yellow, Orange)	18 bare	170	0.490
1810R42-00	1810R60-00	16-2 Solid (Black, White)	16 bare	120	0.470
1813R42-00	1813R60-00	16-4 Solid (Black, White, Red, Blue)	16 bare	147	0.491
Solid THHN					
1834R42-00	1834R60-00	14-2 Solid (Black, White)	14 Solid (Green)	142	0.471
1837R42-00	1837R60-00	14-4 Solid (Black, White, Red, Blue)	14 Solid (Green)	192	0.529
1835R42-00	1835R60-00	12-2 Solid (Black, White)	12 Solid (Green)	177	0.514
1840R42-00	1840R60-00	12-4 Solid (Black, White, Red, Blue)	12 Solid (Green)	249	0.584
Twisted Shielded Pairs					
1895R42-05	1895R60-05	16-2 Solid (1 TSP) (Blue, White) †	16 Solid (Green)	147	0.526
1895R42-06	1895R60-06	16-2 Solid (1 TSP) (Black, Red) †	16 Solid (Green)	147	0.526
4901R42-00	4901R60-00	16-2 Solid (1 TSP) (Black, White) & un-shielded 12-2 Solid (Black, Red) †	12 Solid (Green)	236	0.606
1828R42-00	1828R60-00	14-2 Solid (1 TSP) (Black, White) †	14 Solid (Green)	217	0.565
1828R42-05	1828R60-05	14-2 Solid (1 TSP) (Blue, White) †	14 Solid (Green)	217	0.565
1881R42-00	1881R60-00	14-4 Solid (2 TSP) (Black, Red) (Blue, White) †	14 Solid (Green)	255	0.690
Specialty Colors					
1828R42-05	1828R60-05	14-2 Solid (1TSP) (Blue, White) †	14 Solid (Green)	217	0.565
1834R42-05	1834R60-05	14-2 Solid (Blue, White)	14 Solid (Green)	195	0.627
1834R42-06	1834R60-06	14-2 Solid (Black, Red)	14 Solid (Green)	195	0.627
1834R42-23	1834R60-23	14-2 Solid (Orange, Yellow)	14 Solid (Green)	195	0.627
1834R42-37	1834R60-37	14-2 Solid (Brown, Purple)	14 Solid (Green)	195	0.627
1834R42-44	1834R60-44	14-2 Solid (Gray, Gray*)	14 Solid (Green)	195	0.627
1835R42-05	1835R60-05	12-2 Solid (Blue, White)	12 Solid (Green)	177	0.514
1837R42-05	1837R60-05	14-4 Solid (Blue, Blue*, White, White*)	14 Solid (Green)	192	0.529
1837R42-06	1837R60-06	14-4 Solid (Black, Black*, Red, Red*)	14 Solid (Green)	192	0.529
1895R42-06	1895R60-06	16-2 Solid (1 TSP) (Black, Red) †	16 Solid (Green)	147	0.526

NOTE: All dimensions and weights are subject to normal manufacturing tolerances.


* One conductor insulation has identifying stripe

† All drain wires are 18AWG Tinned Copper in TSP construction

Mylar is a Registered trademark of DuPont

For the electrical properties of Fire Alarm® Control Cable and twists per foot information, see page 30.

Fire Alarm® Control Cable Performance Charts



Conductor Size AWG	XL _r Reactance ¹	R _{ac} Resistance, 75°C ²	Z _r Effective ³ Impedance
Electrical Properties (ohms to neutral per 1000 feet)			
18	0.047	7.77	6.24
16	0.043	4.89	3.93
14	0.042	3.07	2.48
12	0.04	1.93	1.57

¹ In Steel Armor

² To correct for 90°C, multiply by 1.048

³ Effective Impedance is defined as $R \cos(\Theta) + X \sin(\Theta)$ where Θ is the power factor angle of the circuit. Effective impedance values shown in the table above are valid at 80% power factor.

Conductor Size AWG	Twisted Pair ¹	Twisted Shielded Pair ²
Mutual Capacitance (pico farads per foot)		
18	30	47.3
16	33.5	54.8
14	36.3	60.7
12	38.8	66.4

¹ In Steel Armor

² To correct for 90°C, multiply by 1.048

³ Effective Impedance is defined as $R \cos(\Theta) + X \sin(\Theta)$ where Θ is the power factor angle of the circuit. Effective impedance values shown in the table above are valid at 80% power factor.

Inductance (L) to neutral, per 1000 feet is typically 0.0002mH for sizes 18 AWG through 250 kcmil

$$= 0.1404 \text{ Log}_{10}(\text{GMD}/\text{GMR}) \times 10^{-3} \text{ Henrys to neutral per 1000 feet}$$

Size	Total Number of Conductors Including Ground	Conductor Diameter	Length of Lay	Twists per Foot
Twists per Foot				
18	2	0.08	2.4	5
18	3	0.08	2.8	4.3
18	4	0.08	3.2	3.8
18	5	0.08	3.3	3.7
16	2	0.09	2.7	4.4
16	3	0.09	3.2	3.8
16	4	0.09	3.6	3.3
16	5	0.09	3.7	3.3
14	2	0.105	3.15	3.8
14	3	0.105	3.7	3.3
14	4	0.105	4.2	2.9
14	5	0.105	4.3	2.8
12	2	0.125	3.75	3.2
12	3	0.125	4.4	2.7
12	4	0.125	5	2.4
12	5	0.125	5.1	2.4

Power Limited Fire Alarm Circuit Cable – Type FPLP

Plenum Rated Technical Specifications

Armor

Interlocked Galvanized Steel Strip (Red-Striped)

Conductors

Solid Copper

Conductor Insulation

TFN 18 & 16 AWG and/or THHN 14 & 12 AWG

Assembly

Polyester Assembly Tape; Twisted Shielded: Laminated Aluminum/Mylar® Shield with Tinned Copper Drain Wire

Maximum Temperature Rating

FPLP: 105°C (Dry)

Neutral Conductor

White (Where Applicable)

References & Ratings

- UL 66, 83, 1424, 1479, 1581, 2556, File Reference E83514
- NEC® 300.22(C), 392, 330, 430.2, 501, 502, 503, 530, 504, 505, 518, 530, 645, 725, 760, 760.154(A)
- Cable Tray Rated, install per NEC®
- Federal Specification A-A-59544 (formerly J-C-30B)
- UL Classified 1, 2, and 3 hour through (Fire) penetration product, R14141
- NFPA 262 (formerly UL 910) Plenum Rated - Type FPLP
- Made in USA of US and/or imported materials

Product Code		Trade Size	Approx. Weight/ 1,000ft (lbs)	Approx. Armor O.D. (In)
250' Coil	1000' Reel			
Metal Sheathed Type FPLP Cable				
1850R42-00	1850R60-00	18-2 Solid (1 TSP) (Black, White) †	111	0.470
1827R42-00	1827R60-00	18-2 Solid (1 TSP) (Black, Red) & 14-2 Solid (1 TSP) (Black, White) †	204	0.637
1860R42-00	1860R60-00	16-2 Solid (1 TSP) (Black, White) †	118	0.470
1843R42-00	1843R60-00	16-4 Solid (2 TSP) (Black, White) (Red, Blue) †	195	0.627

NOTE: All dimensions and weights are subject to normal manufacturing tolerances.

* One conductor insulation has identifying stripe

† All drain wires are 18AWG Tinned Copper in TSP construction

Mylar is a Registered trademark of DuPont

For the electrical properties of Fire Alarm® Control Cable and twists per foot information, see page 30.

MC TUFF® Lightweight Steel Cable

Type MC (120/208V Colors) Technical Specifications

Armor

Interlocked Galvanized Steel Strip (Blue Striped) with Color-Trak ID

Conductors

Solid or Stranded Copper

Conductor Insulation

THHN/THWN

Assembly Covering

Polypropylene Tape

Maximum Temperature Rating

90°C (Dry)

Grounding


Insulated Green Grounding Conductor

Neutral Conductors

White 120/208V

Maximum Voltage Rating

600V



References & Ratings

- UL 83, 1479, 1569, 1581, 2556, File Reference E80042
- NEC® 230.43, 250.118, 300.22(C), 392, 396, 330, 501, 502, 503, 530, 504, 505, 518, 520, 530, 645
- Federal Specification A-A-59544 (formerly J-C-30B)
- Meets all applicable OSHA and HUD Requirements
- May be surface mounted, fished and/or embedded in plaster
- Cable Tray Rated, install per NEC®
- UL Classified 1, 2, and 3 hour through (Fire) penetration product, R14141
- Environmental Air-Handling Space Installation per NEC® 300.22(C)
- U.S. Patent No. 8,278,554 B2
- Made in USA of US and/or imported materials

Product Code		Trade Size	Grounding Conductor AWG	Length (ft)		Approx. Weight/ 1,000ft (lbs)	Approx. Armor O.D. (in)
Coil	Reel			Coil	Reel		
MC TUFF® Lightweight Steel Cable							
120/208V Solid							
1701B42T00	1701B60T00	14-2 Solid (Black, White)	14 Solid (Green)	250	1000	117	0.470
1702B42T00	1702B60T00	14-3 Solid (Black, Red, White)	14 Solid (Green)	250	1000	140	0.480
1703B42T00	1703B60T00	14-4 Solid (Black, Red, Blue, White)	14 Solid (Green)	250	1000	164	0.510
1704B42T00	1704B60T00	12-2 Solid (Black, White)	12 Solid (Green)	250	1000	141	0.517
1705B42T00	1705B60T00	12-3 Solid (Black, Red, White)	12 Solid (Green)	250	1000	199	0.549
1706B42T00	1706B60T00	12-4 Solid (Black, Red, Blue, White)	12 Solid (Green)	250	1000	232	0.586
1707B42T00	1707B60T00	10-2 Solid (Black, White)	10 Solid (Green)	250	1000	225	0.581
1708B42T00	1708B60T00	10-3 Solid (Black, Red, White)	10 Solid (Green)	250	1000	275	0.622
1709B42T00	1709B60T00	10-4 Solid (Black, Red, Blue, White)	10 Solid (Green)	250	1000	326	0.667
120/208V Stranded							
1758B42T00	1758B60T00	12-2 Stranded (Black, White)	12 Stranded (Green)	250	1000	152	0.495
1759B42T00	1759B60T00	12-3 Stranded (Black, Red, White)	12 Stranded (Green)	250	1000	191	0.530
1760B42T00	1760B60T00	12-4 Stranded (Black, Red, Blue, White)	12 Stranded (Green)	250	1000	225	0.565
1761B42T00	1761B60T00	10-2 Stranded (Black, White)	10 Stranded (Green)	250	1000	227	0.560
1762B42T00	1762B60T00	10-3 Stranded (Black, Red, White)	10 Stranded (Green)	250	1000	269	0.600
1763B42T00	1763B60T00	10-4 Stranded (Black, Red, Blue, White)	10 Stranded (Green)	250	1000	319	0.645
120/208V Solid Specialty Colors							
1704B42T04	1704B60T04	12-2 Solid (Red, White)	12 Solid (Green)	250	1000	141	0.517
1704B42T05	1704B60T05	12-2 Solid (Blue, White)	12 Solid (Green)	250	1000	141	0.517
1705B42T04	1705B60T04	12-3 Solid (Red, Blue, White)	12 Solid (Green)	250	1000	141	0.517
1705B42T05	1705B60T05	12-3 Solid (Black, Blue, White)	12 Solid (Green)	250	1000	141	0.517
1707B42T04	1707B60T04	10-2 Solid (Red, White)	10 Solid (Green)	250	1000	225	0.581
1707B42T05	1707B60T05	10-2 Solid (Blue, White)	10 Solid (Green)	250	1000	225	0.581
1708B42T04	1708B60T04	10-3 Solid (Red, Blue, White)	10 Solid (Green)	250	1000	275	0.622
1708B42T05	1708B60T05	10-3 Solid (Black, Blue, White)	10 Solid (Green)	250	1000	275	0.622

NOTE: All dimensions and weights are subject to normal manufacturing tolerances.

SET SCREW CONNECTORS MAY BE USED WITH STEEL CABLES.

MC TUFF® Lightweight Steel Cable

Type MC (277/480V Colors) Technical Specifications

Armor

Interlocked Galvanized Steel Strip (Blue Striped) with Color-Trak ID

Conductors

Solid or Stranded Copper (See Below)

Conductor Insulation

THHN/THWN

Assembly Covering

Polypropylene Tape

Maximum Temperature Rating

90°C (Dry)

Grounding


Insulated Green Grounding Conductor

Neutral Conductor

Gray 277/480V

Maximum Voltage Rating

600V



MC CABLES

References & Ratings

- UL 83, 1479, 1569, 1581, 2556, File Reference E80042
- NEC® 230.43, 250.118, 300.22(C), 392, 396, 330, 501, 502, 503, 530, 504, 505, 518, 520, 530, 645
- Cable Tray Rated, install per NEC®
- Federal Specification A-A-59544 (formerly J-C-30B)
- Meets all applicable OSHA and HUD requirements
- May be surfaced mounted and embedded in plaster
- Environmental Air-Handling Space Installation per NEC® 300.22(C)
- UL Classified 1, 2, and 3 hour through (Fire) penetration product, R14141
- U.S. Patent No. 8,278,554 B2
- Made in USA of US and/or imported materials

Product Code		Trade Size	Grounding Conductor AWG	Length (ft)		Approx. Weight/ 1,000ft (lbs)	Approx. Armor O.D. (in)
Coil	Reel			Coil	Reel		
MC TUFF® Lightweight Steel Cable							
277/480V Solid							
1704B42T01	1704B60T01	12-2 Solid (Brown, Gray)	12 Solid (Green)	250	1000	141	0.517
1704B42T02	1704B60T02	12-2 Solid (Orange, Gray)	12 Solid (Green)	250	1000	141	0.517
1704B42T03	1704B60T03	12-2 Solid (Yellow, Gray)	12 Solid (Green)	250	1000	141	0.517
1704B42T07	1704B60T07	12-2 Solid (Purple, Gray)	12 Solid (Green)	250	1000	141	0.517
1705B42T01	1705B60T01	12-3 Solid (Brown, Orange, Gray)	12 Solid (Green)	250	1000	199	0.549
1705B42T02	1705B60T02	12-3 Solid (Orange, Yellow, Gray)	12 Solid (Green)	250	1000	199	0.549
1705B42T03	1705B60T03	12-3 Solid (Brown, Yellow, Gray)	12 Solid (Green)	250	1000	199	0.549
1705B42T07	1705B60T07	12-3 Solid (Brown, Purple, Gray)	12 Solid (Green)	250	1000	199	0.549
1705B42T27	1705B60T27	12-3 Solid (Yellow, Purple, Gray)	12 Solid (Green)	250	1000	199	0.549
1706B42T01	1706B60T01	12-4 Solid (Brown, Orange, Yellow, Gray)	12 Solid (Green)	250	1000	232	0.586
1706B42T07	1706B60T07	12-4 Solid (Brown, Yellow, Purple, Gray)	12 Solid (Green)	250	1000	232	0.586
1707B42T01	1707B60T01	10-2 Solid (Brown, Gray)	10 Solid (Green)	250	1000	225	0.581
1707B42T02	1707B60T02	10-2 Solid (Orange, Gray)	10 Solid (Green)	250	1000	225	0.581
1707B42T03	1707B60T03	10-2 Solid (Yellow, Gray)	10 Solid (Green)	250	1000	225	0.581
1707B42T07	1707B60T07	10-2 Solid (Purple, Gray)	10 Solid (Green)	250	1000	225	0.581
1708B42T01	1708B60T01	10-3 Solid (Brown, Orange, Gray)	10 Solid (Green)	250	1000	275	0.622
1708B42T02	1708B60T02	10-3 Solid (Orange, Yellow, Gray)	10 Solid (Green)	250	1000	275	0.622
1708B42T03	1708B60T03	10-3 Solid (Brown, Yellow, Gray)	10 Solid (Green)	250	1000	275	0.622
1709B42T01	1709B60T01	10-4 Solid (Brown, Orange, Yellow, Gray)	10 Solid (Green)	250	1000	326	0.667
1709B42T07	1709B60T07	10-4 Solid (Brown, Yellow, Purple, Gray)	10 Solid (Green)	250	1000	326	0.667
277/480V Stranded							
1758B42T01	1758B60T01	12-2 Stranded (Brown, Gray)	12 Stranded (Green)	250	1000	159	0.538
1758B42T02	1758B60T02	12-2 Stranded (Orange, Gray)	12 Stranded (Green)	250	1000	159	0.538
1758B42T03	1758B60T03	12-2 Stranded (Yellow, Gray)	12 Stranded (Green)	250	1000	159	0.538
1759B42T01	1759B60T01	12-3 Stranded (Brown, Orange, Gray)	12 Stranded (Green)	250	1000	210	0.577
1760B42T01	1760B60T01	12-4 Stranded (Brown, Orange, Yellow, Gray)	12 Stranded (Green)	250	1000	246	0.613
1761B42T01	1761B60T01	10-2 Stranded (Brown, Gray)	10 Stranded (Green)	250	1000	237	0.615
1762B42T01	1762B60T01	10-3 Stranded (Brown, Orange, Gray)	10 Stranded (Green)	250	1000	304	0.657
1763B42T01	1763B60T01	10-4 Stranded (Brown, Orange, Yellow, Gray)	10 Stranded (Green)	250	1000	360	0.707

NOTE: All dimensions and weights are subject to normal manufacturing tolerances.

SET SCREW CONNECTORS MAY BE USED WITH STEEL CABLES,

MC TUFF® Barrel

Type MC (120/208V Colors & 277/480V Colors) Technical Specifications



Armor

Interlocked Galvanized Steel Strip (Blue Striped) with Color-Trak ID

Conductors

Solid or Stranded Copper

Conductor Insulation

THHN/THWN

Assembly Covering

Polypropylene Tape

Maximum Temperature Rating

90°C (Dry)

Grounding

Insulated Green Grounding Conductor

Neutral Conductor

White 120/208V

Gray 277/480V

Maximum Voltage Rating

600V



References & Ratings

- UL 83, 1479, 1569, 1581, 2556, File Reference E80042
- NEC® 230.43, 250.118, 300.22(C), 392, 396, 330, 501, 502, 503, 530, 504, 505, 518, 520, 530, 645
- Cable Tray Rated, install per NEC®
- Federal Specification A-A-59544 (formerly J-C-30B)
- Meets all applicable OSHA and HUD requirements
- May be surfaced mounted and embedded in plaster
- Environmental Air-Handling Space Installation per NEC® 300.22(C)
- UL Classified 1, 2, and 3 hour through (Fire) penetration product, R14141
- U.S. Patent No. 8,278,554 B2
- Made in USA of US and/or imported materials

Part Number	Trade Size	Conductor Colors	Grounding Conductor AWG	Min. Order Quantity	Pallet Quantity	Length (ft)	Approx. Weight Total Barrel Weight (lbs)**	Armor Min. O.D. (in)
MC TUFF® Lightweight Steel Cable								
1704B93T00	12-2	(Black, White)	12 Solid (Green)	2500	10000	2500	388	0.495
1704B93T01	12-2	(Brown, Gray)	12 Solid (Green)	2500	10000	2500	388	0.495
1704B93T02*	12-2	(Orange, Gray)	12 Solid (Green)	10000	10000	2500	388	0.495
1704B93T03*	12-2	(Yellow, Gray)	12 Solid (Green)	10000	10000	2500	388	0.495
1705B92T00	12-3	(Black, Red, White)	12 Solid (Green)	2000	8000	2000	392	0.530
1705B92T01	12-3	(Brown, Orange, Gray)	12 Solid (Green)	2000	8000	2000	392	0.530
1705B92T02*	12-3	(Orange, Yellow, Gray)	12 Solid (Green)	8000	8000	2000	392	0.530
1705B92T03*	12-3	(Brown, Yellow, Gray)	12 Solid (Green)	8000	8000	2000	392	0.530
1706B91T00*	12-4	(Black, Red, Blue, White)	12 Solid (Green)	6000	6000	1500	355	0.565
1706B91T01*	12-4	(Brown, Orange, Yellow, Gray)	12 Solid (Green)	6000	6000	1500	355	0.565
1707B91T00*	10-2	(Black, White)	10 Solid (Green)	6000	6000	1500	353	0.560
1707B91T01*	10-2	(Brown, Gray)	10 Solid (Green)	6000	6000	1500	353	0.560
1708B90T00*	10-3	(Black, Red, White)	10 Solid (Green)	4000	4000	1000	288	0.600
1708B90T01*	10-3	(Brown, Orange, Gray)	10 Solid (Green)	4000	4000	1000	288	0.600
1709B90T00*	10-4	(Black, Red, Blue, White)	10 Solid (Green)	4000	4000	1000	333	0.645
1709B90T01*	10-4	(Brown, Orange, Yellow, Gray)	10 Solid (Green)	4000	4000	1000	333	0.645

NOTE: All dimensions and weights are subject to normal manufacturing tolerances.

*Subject to minimums and lead times

**Includes weight of barrel

MC 8 AWG-2 through 2 AWG-4 Steel Armored Cable with Interlocked Galvanized Steel Strip Technical Specifications

Armor

Interlocked Galvanized Steel Strip

Conductors

Stranded Copper

Conductor Insulation

THHN/THWN

Assembly Covering

Polypropylene Tape

Maximum Temperature Rating

90°C (Dry)

Grounding

One Insulated Green Copper Grounding Conductor (Grounds May Be Solid in Certain Sizes)

Neutral Conductor

White 120/208V

Maximum Voltage Rating

600V



MC CABLES

References & Ratings

- UL 83, 1479, 1569, 1581, 2556, File Reference E80042
- NEC® 230.43, 300.22(C), 330, 392, 396, 501, 502, 503, 504, 505, 518, 520, 530
- Federal Specifications A-A-59544 (formerly J-C30B)
- Meets all applicable OSHA and HUD requirements
- Cable Tray Rated, install per NEC®
- UL Classified 1, 2, and 3 hour through (fire) penetration product, R14141
- Made in USA of US and/or imported materials

Product Code		Trade Size	Length (ft)		Ground Conductor AWG	Approx. Weight/ 1,000ft (lbs)	Approx. Armor O.D. (in)
Coil	Reel		Coil	Reel			
120/208V Stranded							
1715-40-00	1715-45-00	8-2 (Black, White)	200	500	10 Solid (Green)	332	0.672
1716-40-00	1716-45-00	8-3 (Black, Red, White)	200	500	10 Solid (Green)	458	0.767
1717-32-00	1717-45-00	8-4 (Black, Red, Blue, White)	125	500	10 Solid (Green)	532	0.848
1719-32-00	1719-45-00	6-2 (Black, White)	125	500	8 Stranded (Green)	448	0.814
1720-32-00	1720-45-00	6-3 (Black, Red, White)	125	500	8 Stranded (Green)	623	0.945
1721-30-00	1721-45-00	6-4 (Black, Red, Blue, White)	100	500	8 Stranded (Green)	749	0.967
1724-30-00	1724-45-00	4-3 (Black, Red, White)	100	500	8 Stranded (Green)	850	0.985
1725-30-00	1725-45-00	4-4 (Black, Red, Blue, White)	100	500	8 Stranded (Green)	1030	1.084
1728-30-00	1728-45-00	3-3 (Black, Red, White)	100	500	6 Stranded (Green)	997	1.102
1729-30-00	1729-45-00	3-4 (Black, Red, Blue, White)	100	500	6 Stranded (Green)	1205	1.156
1726-30-00	1726-45-00	2-3 (Black, Red, White)	100	500	6 Stranded (Green)	1167	1.161
1727-30-00	1727-45-00	2-4 (Black, Red, Blue, White)	100	500	6 Stranded (Green)	1445	1.221

Note: 277/480V available by special order

MC Lite® Aluminum Armored Cable

Type MC (120/208V Colors) Technical Specifications

Armor

Interlocked Aluminum Strip with Color-Trak ID

Conductors

Solid or Stranded Copper

Conductor Insulation

THHN/THWN

Assembly Covering

Polypropylene Tape

Maximum Temperature Rating

90°C (Dry)

Grounding


Insulated Green Grounding Conductor

Neutral Conductor

White 120/208V

Maximum Voltage Rating

600V



References & Ratings

- UL 83, 1479, 1569, 1581, 2556, File Reference E80042
- NEC® 230.43, 300.22(C), 392, 396, 330, 501, 502, 503, 530, 504, 505, 518, 520, 530, 645
- Federal Specification A-A-59544 (formerly J-C-30B)
- Meets all applicable OSHA and HUD Requirements
- May be surface mounted, fished and/or embedded in plaster
- Cable tray rated, install per NEC®
- UL Classified 1, 2, and 3 hour through (Fire) penetration product, R14141
- Environmental Air-Handling Space Installation per NEC® 300.22(C)
- Aluminum armored cables are RoHS Compliant
- U.S. Patent No. 8,278,554 B2
- Made in USA of US and/or imported materials

Product Code No.		Trade Size	Grounding Conductor AWG	Length (ft)		Approx. Weight/ 1,000ft (lbs)	Approx. Armor O.D. (in)
Coil	Reel			Coil	Reel		
MC Lite® Aluminum Armored Cable							
Solid 120/208V Colors							
2101S42-00	2101S60-00	14-2 Solid (Black, White)	14 Solid (Green)	250	1000	78	0.474
2102S42-00	2102S60-00	14-3 Solid (Black, Red, White)	14 Solid (Green)	250	1000	100	0.48
2103S42-00	2103S60-00	14-4 Solid (Black, Red, Blue, White)	14 Solid (Green)	250	1000	120	0.51
2104S42-00	2104S60-00	12-2 Solid (Black, White)	12 Solid (Green)	250	1000	106	0.517
2105S42-00	2105S60-00	12-3 Solid (Black, Red, White)	12 Solid (Green)	250	1000	134	0.549
2106S42-00	2106S60-00	12-4 Solid (Black, Red, Blue, White)	12 Solid (Green)	250	1000	162	0.586
Special 120/208V Colors							
2104S42-04	2104S60-04	12-2 Solid (Red, White)	12 Solid (Green)	250	1000	106	0.517
2104S42-05	2104S60-05	12-2 Solid (Blue, White)	12 Solid (Green)	250	1000	106	0.517
2105S42-04	2105S60-04	12-3 Solid (Red, Blue, White)	12 Solid (Green)	250	1000	134	0.549
2105S42-05	2105S60-05	12-3 Solid (Black, Blue, White)	12 Solid (Green)	250	1000	134	0.549
Stranded Conductor							
2158S42-00	2158S60-00	12-2 Stranded (Black, White)	12 Stranded (Green)	250	1000	111	0.538
2159S42-00	2159S60-00	12-3 Stranded (Black, Red, White)	12 Stranded (Green)	250	1000	140	0.573
2160S42-00	2160S60-00	12-4 Stranded (Black, Red, Blue, White)	12 Stranded (Green)	250	1000	170	0.565

NOTE: All dimensions and weights are subject to normal manufacturing tolerances. Other conductor colors available by special order

MC Lite® is also available in 8 AWG through 1-4, see page 40.

MC Lite® Aluminum Armored Cable

Type MC (277/480V Colors) Technical Specifications

Armor

Interlocked Aluminum Strip with Color-Trak ID

Conductors

Solid or Stranded Copper

Conductor Insulation

THHN/THWN

Assembly Covering

Polypropylene Tape

Maximum Temperature Rating

90°C (Dry)

Grounding


Insulated Green Grounding Conductor

Neutral Conductor

Gray 277/480V

Maximum Voltage Rating

600V



MC CABLES

References & Ratings

- UL 83, 1479, 1569, 1581, 2556, File Reference E80042
- NEC® 230.43, 300.22(C), 392, 396, 330, 501, 502, 503, 530, 504, 505, 518, 520, 530, 645
- Federal Specification A-A-59544 (formerly J-C-30B)
- Meets all applicable OSHA and HUD Requirements
- May be surface mounted, fished and/or embedded in plaster
- Cable Tray Rated, install per NEC®
- UL Classified 1, 2, and 3 hour through (Fire) penetration product, R14141
- Environmental Air-Handling Space Installation per NEC® 300.22(C)
- U.S. Patent No. 8,278,554 B2
- Made in USA of US and/or imported materials


Product Code No.		Trade Size	Grounding Conductor AWG	Length (ft)		Approx. Weight/ 1,000ft (lbs)	Approx. Armor O.D. (in)
Coil	Reel			Coil	Reel		
Solid 277/408V							
2104S42-01	2104S60-01	12-2 Solid (Brown, Gray)	12 Solid (Green)	250	1000	106	0.517
2104S42-02	2104S60-02	12-2 Solid (Orange, Gray)	12 Solid (Green)	250	1000	106	0.517
2104S42-03	2104S60-03	12-2 Solid (Yellow, Gray)	12 Solid (Green)	250	1000	106	0.517
2104S42-07	2104S60-07	12-2 Solid (Purple, Gray)	12 Solid (Green)	250	1000	106	0.517
2105S42-01	2105S60-01	12-3 Solid (Brown, Orange, Gray)	12 Solid (Green)	250	1000	134	0.549
2105S42-02	2105S60-02	12-3 Solid (Orange, Yellow, Gray)	12 Solid (Green)	250	1000	134	0.549
2105S42-03	2105S60-03	12-3 Solid (Brown, Yellow, Gray)	12 Solid (Green)	250	1000	134	0.549
2105S42-07	2105S60-07	12-3 Solid (Brown, Purple, Gray)	12 Solid (Green)	250	1000	134	0.549
2106S42-01	2106S60-01	12-4 Solid (Brown, Orange, Yellow, Gray)	12 Solid (Green)	250	1000	162	0.586
Stranded 277/408V							
2158S42-01	2158S60-01	12-2 Stranded (Brown, Gray)	12 Stranded (Green)	250	1000	111	0.538
2158S42-02	2158S60-02	12-2 Stranded (Orange, Gray)	12 Stranded (Green)	250	1000	111	0.538
2158S42-03	2158S60-03	12-2 Stranded (Yellow, Gray)	12 Stranded (Green)	250	1000	111	0.538
2159S42-01	2159S60-01	12-3 Stranded (Brown, Orange, Gray)	12 Stranded (Green)	250	1000	140	0.573
2160S42-01	2160S60-01	12-4 Stranded (Brown, Orange, Yellow, Gray)	12 Stranded (Green)	250	1000	169	0.613

NOTE: All dimensions and weights are subject to normal manufacturing tolerances. Other conductor colors available by special order

MC Lite® is also available in 8 AWG-2 through 2 AWG-4, see page 38.

MC Lite® Metal Clad Aluminum Armored Cable 10 AWG

Type MC (120/208V Colors & 277/480V Colors) Technical Specifications



Armor
Interlocked Aluminum Strip

Conductors
Solid or Stranded Copper

Conductor Insulation
THHN/THWN

Assembly Covering
Polypropylene Tape

Maximum Temperature Rating
90°C (Dry)

Grounding
Insulating Green Grounding Conductor

Neutral Conductor
White 120/208V
Gray 277/480V

Maximum Voltage Rating
600V

References & Ratings

- UL 83, 1479, 1569, 1581, 2556, File Reference E80042
- NEC® 230.43, 300.22(C), 392, 396, 330, 501, 502, 503, 530, 504, 505, 518, 520, 530, 645
- Federal Specification A-A-59544 (formerly J-C-30B)
- Meets all applicable OSHA and HUD Requirements
- May be surface mounted, fished and/or embedded in plaster
- Cable Tray Rated, install per NEC®
- UL Classified 1, 2, and 3 hour through (Fire) penetration product, R14141
- Environmental Air-Handling Space Installation per NEC® 300.22(C)
- RoHS Compliant
- Made in USA of US and/or imported materials

Product Code		Trade Size	Grounding Conductor AWG	Length (ft)		Approx. Weight/ 1,000ft (lbs)	Approx. Armor O.D. (in)
Coil	Reel			Coil	Reel		
MC Lite® Metal Clad Aluminum Armored Cable							
120/208V Solid							
2107-42-00	2107-60-00	10-2 Solid (Black, White)	10 Solid (Green)	250	1000	155	0.581
2107-42-04	2107-60-04	10-2 Solid (Red, White)	10 Solid (Green)	250	1000	155	0.581
2107-42-05	2107-60-05	10-2 Solid (Blue, White)	10 Solid (Green)	250	1000	155	0.581
2108-42-00	2108-60-00	10-3 Solid (Black, Red, White)	10 Solid (Green)	250	1000	198	0.622
2108-42-04	2108-60-04	10-3 Solid (Red, Blue, White)	10 Solid (Green)	250	1000	198	0.622
2108-42-05	2108-60-05	10-3 Solid (Black, Blue, White)	10 Solid (Green)	250	1000	215	0.600
2109-42-00	2109-60-00	10-4 Solid (Black, Red, Blue, White)	10 Solid (Green)	250	1000	241	0.667
120/208V Stranded							
2161-42-00	2161-60-00	10-2 Stranded (Black, White)	10 Stranded (Green)	250	1000	161	0.614
2162-42-00	2162-60-00	10-3 Stranded (Black, Red, White)	10 Stranded (Green)	250	1000	289	0.659
2163-42-00	2163-60-00	10-4 Stranded (Black, Red, Blue, White)	10 Stranded (Green)	250	1000	255	0.704
277/480V Solid							
2107-42-01	2107-60-01	10-2 Solid (Brown, Gray)	10 Solid (Green)	250	1000	155	0.581
2107-42-02	2107-60-02	10-2 Solid (Orange, Gray)	10 Solid (Green)	250	1000	155	0.581
2107-42-03	2107-60-03	10-2 Solid (Yellow, Gray)	10 Solid (Green)	250	1000	155	0.581
2108-42-01	2108-60-01	10-3 Solid (Brown, Orange, Gray)	10 Solid (Green)	250	1000	198	0.600
2108-42-02	2108-60-02	10-3 Solid (Orange, Yellow, Gray)	10 Solid (Green)	250	1000	198	0.600
2108-42-03	2108-60-03	10-3 Solid (Brown, Yellow, Gray)	10 Solid (Green)	250	1000	198	0.600
2109-42-01	2109-60-01	10-4 Solid (Brown, Orange, Yellow, Gray)	10 Solid (Green)	250	1000	241	0.667
277/480V Stranded							
2161-42-01	2161-60-01	10-2 Stranded (Brown, Gray)	10 Stranded (Green)	250	1000	161	0.614
2162-42-01	2162-60-01	10-3 Stranded (Brown, Orange, Gray)	10 Stranded (Green)	250	1000	205	0.658
2163-42-01	2163-60-01	10-4 Stranded (Brown, Orange, Yellow, Gray)	10 Stranded (Green)	250	1000	255	0.704

MC Lite® Barrel

Type MC (120/280V Colors & 277/480V Colors) Technical Specifications



MCCABLES

Armor

Interlocked Aluminum Strip

Conductors

Solid or Stranded Copper

Conductor Insulation

THHN/THWN

Assembly Covering

Polypropylene Tape

Maximum Temperature Rating

90°C (Dry)

Grounding

Insulated Green Grounding Conductor

Neutral Conductor

White 120/208V

Gray 277/480V

Maximum Voltage Rating

600V

References & Ratings

- UL 83, 1479, 1569, 1581, 2556, File Reference E80042
- NEC® 230.43, 300.22(C), 392, 396, 330, 501, 502, 503, 530, 504, 505, 518, 520, 530, 645
- Federal Specification A-A-59544 (formerly J-C-30B)
- Meets all applicable OSHA and HUD Requirements
- May be surface mounted, fished and/or embedded in plaster
- Cable tray rated, install per NEC®
- UL Classified 1, 2, and 3 hour through (Fire) penetration product, R14141
- Environmental Air-Handling Space Installation per NEC® 300.22(C)
- Made in USA of US and/or imported materials

Product Code No.	Trade Size	Grounding Conductor AWG	Length (ft)	Approx. Weight/ 1,000ft (lbs)	Approx. Armor O.D. (in)
MC Lite® Aluminum Armored Cable					
120/208V Solid					
2104-93-00	12-2 Solid (Black, White)	12 Solid (Green)	2500	295	0.517
2105-92-00	12-3 Solid (Black, Red, White)	12 Solid (Green)	2000	290	0.549
2106-91-00*	12-4 Solid (Black, Red, Blue, White)	12 Solid (Green)	1500	275	0.586
2107-91-00*	10-2 Solid (Black, White)	10 Solid (Green)	1500	260	0.581
2108-90-00*	10-3 Solid (Black, Red, White)	10 Solid (Green)	1000	235	0.622
2109-90-00*	10-4 Solid (Black, Red, Blue, White)	10 Solid (Green)	1000	280	0.667
120/208V Stranded					
2158-92-00	12-2 Stranded (Black, White)	12 Stranded (Green)	2000	240	0.538
2159-91-00	12-3 Stranded (Black, Red, White)	12 Stranded (Green)	1500	290	0.573
2160-90-00*	12-4 Stranded (Black, Red, Blue, White)	12 Stranded (Green)	1000	190	0.613
2161-90-00*	10-2 Stranded (Black, White)	10 Stranded (Green)	1000	180	0.614
277/480V Solid					
2104-93-01	12-2 Solid (Brown, Gray)	12 Solid (Green)	2500	295	0.517
2104-93-02*	12-2 Solid (Orange, Gray)	12 Solid (Green)	2500	295	0.517
2104-93-03*	12-2 Solid (Yellow, Gray)	12 Solid (Green)	2500	295	0.517
2105-92-01	12-3 Solid (Brown, Orange, Gray)	12 Solid (Green)	2000	290	0.549
2105-92-02*	12-3 Solid (Orange, Yellow, Gray)	12 Solid (Green)	2000	290	0.549
2105-92-03*	12-3 Solid (Brown, Yellow, Gray)	12 Solid (Green)	2000	290	0.549
2106-91-01*	12-4 Solid (Brown, Orange, Yellow, Gray)	12 Solid (Green)	1500	275	0.586
2107-91-01*	10-2 Solid (Brown, Gray)	10 Solid (Green)	1500	260	0.581
2108-90-01*	10-3 Solid (Brown, Orange, Gray)	10 Solid (Green)	1000	235	0.600
2109-90-01*	10-4 Solid (Brown, Orange, Yellow, Gray)	10 Solid (Green)	1000	280	0.667
277/480V Stranded					
2158-92-01	12-2 Stranded (Brown, Gray)	12 Stranded (Green)	2000	240	0.538
2159-91-01	12-3 Stranded (Brown, Orange, Gray)	12 Stranded (Green)	1500	290	0.573

NOTE: All dimensions and weights are subject to normal manufacturing tolerances. Other conductor colors available by special order

* Special Order, subject to lead times and minimum order quantities.

MC 8 AWG-2 through 1 AWG-4 Aluminum Armored Cable

Technical Specification

Armor

Interlocked Aluminum Strip

Conductors

Stranded Copper

Conductor Insulation

THHN/THWN

Assembly Covering

Polypropylene Tape

Maximum Temperature Rating

90°C (Dry)

Grounding

One Insulated Green Copper Grounding Conductor (Grounds May Be Solid in Certain Sizes)


Neutral Conductor

White 120/208V

Gray 277/480V

Maximum Voltage Rating

600V



References & Ratings

- UL 83, 1479, 1569, 1581, 2556, File Reference E80042
- NEC® 230.43, 300.22(C), 330, 392, 396, 501, 502, 503, 504, 505, 518, 520, 530
- Federal Specifications A-A-59544 (formerly J-C30B)
- Meets all applicable OSHA and HUD requirements
- Cable Tray Rated, install per NEC®
- UL Classified 1, 2, and 3 hour through (fire) penetration product, R14141
- Made in USA of US and/or imported materials

Product Code		Trade Size	Ground Conductor AWG	Length (ft)		Approx. Weight/ 1,000ft (lbs)	Approx. Armor O.D. (in)
Coil	Reel			Coil	Reel		
Intermediate/Feeder Size MC Cable with Aluminum armor							
2115-40-00	2115-45-00	8-2 Stranded(Black, White)	10 Solid (Green)	200	500	217	0.677
2115-60-00	2115-65-00	8-2 Stranded(Black, White)	10 Solid (Green)	1,000	2,500	217	0.677
—	2115-70-00	8-2 Stranded (Black, White)	10 Solid (Green)	—	5,000	217	0.677
2115-40-01	2115-45-01	8-2 Stranded (Brown, Gray)	10 Solid (Green)	200	500	217	0.677
2115-60-01	2115-70-01*	8-2 Stranded (Brown, Gray)	10 Solid (Green)	1000	5,000	217	0.677
2116-40-00	2116-45-00	8-3 Stranded (Black, Red, White)	10 Solid (Green)	200	500	296	0.813
2116-60-00	2116-65-00	8-3 Stranded(Black, Red, White)	10 Solid (Green)	1,000	2,500	296	0.813
—	2116-70-00	8-3 Stranded(Black, Red, White)	10 Solid (Green)	—	5,000	296	0.813
2116-40-01	2116-45-01	8-3 Stranded (Brown, Orange, Gray)	10 Solid (Green)	200	500	296	0.813
2116-60-01	2116-70-01*	8-3 Stranded (Brown, Orange, Gray)	10 Solid (Green)	1000	5,000	296	0.813
2117-32-00	2117-45-00	8-4 Stranded (Black, Red, Blue, White)	10 Solid (Green)	125	500	363	0.848
2117-60-00	2117-65-00	8-4 Stranded (Black, Red, Blue, White)	10 Solid (Green)	1,000	2,500	363	0.848
—	2117-70-00*	8-4 Stranded (Black, Red, Blue, White)	10 Solid (Green)	—	5,000	363	0.848
2117-32-01	2117-45-01	8-4 Stranded (Brown, Orange, Yellow, Gray)	10 Solid (Green)	125	500	363	0.848
2117-60-01*	—	8-4 Stranded (Brown, Orange, Yellow, Gray)	10 Solid (Green)	1000	—	363	0.848
2119-32-00	2119-45-00	6-2 Stranded (Black, White)	8 Stranded (Green)	125	500	320	0.816
2119-60-00	2119-69-00*	6-2 Stranded (Black, White)	8 Stranded (Green)	1,000	4,000	320	0.816
2119-32-01	2119-45-01	6-2 Solid (Brown, Gray)	8 Stranded (Green)	125	500'	320	0.816
2119-60-01*	2119-69-01*	6-2 Solid (Brown, Gray)	8 Stranded (Green)	1000	4,000	320	0.816
2120-32-00	2120-45-00	6-3 Stranded (Black, Red, White)	8 Stranded (Green)	125	500	429	0.945
2120-60-00	2120-65-00	6-3 Stranded (Black, Red, White)	8 Stranded (Green)	1,000	2,500	429	0.945
—	2120-69-00	6-3 Stranded (Black, Red, White)	8 Stranded (Green)	—	4,000	429	0.945
2120-32-01	2120-45-01	6-3 Stranded (Brown, Orange, Gray)	8 Stranded (Green)	125	500	429	0.945
2120-60-01*	2120-69-01*	6-3 Stranded (Brown, Orange, Gray)	8 Stranded (Green)	1000	4,000	429	0.945
2121-30-00	2121-45-00	6-4 Stranded (Black, Red, Blue, White)	8 Stranded (Green)	100	500	532	1.026
2121-60-00	2121-65-00*	6-4 Stranded (Black, Red, Blue, White)	8 Stranded (Green)	1,000	2,500	532	1.026
—	2121-69-00*	6-4 Stranded (Black, Red, Blue, White)	8 Stranded (Green)	—	4,000	532	1.026
2121-30-01	2121-45-01	6-4 Stranded (Brown, Orange, Yellow, Gray)	8 Stranded (Green)	100	500	532	1.026
—	2121-69-01*	6-4 Stranded (Brown, Orange, Yellow, Gray)	8 Stranded (Green)	—	4,000	532	1.026
2124-30-00	2124-45-00	4-3 Stranded (Black, Red, White)	8 Stranded (Green)	100	500	617	1.057
2124-60-00	2124-65-00	4-3 Stranded (Black, Red, White)	8 Stranded (Green)	1,000	2,500	617	1.057
2125-30-00	2125-45-00	4-4 Stranded (Black, Red, Blue, White)	8 Stranded (Green)	100	500	845	1.080
2125-60-00	2125-65-00	4-4 Stranded (Black, Red, Blue, White)	8 Stranded (Green)	1,000	2,500	845	1.080
2128-30-00	2128-45-00	3-3 Stranded (Black, Red, White)	6 Stranded (Green)	100	500	788	1.108
2128-60-00	2128-66-00	3-3 Stranded (Black, Red, White)	6 Stranded (Green)	1,000	2,000	788.	1.108
2129-30-00	2129-45-00	3-4 Stranded (Black, Red, Blue, White)	6 Stranded (Green)	100	500	1025	1.120
2129-60-00	2129-66-00	3-4 Stranded (Black, Red, Blue, White)	6 Stranded (Green)	1,000	2,000	983	1.156
2126-30-00	2126-45-00	2-3 Solid (Black, Red, White)	6 Stranded (Green)	100	500	956	1.152
2126-60-00	2126-66-00*	2-3 Solid (Black, Red, White)	6 Stranded (Green)	1,000	2,000	956	1.152
2127-30-00	2127-45-00	2-4 Stranded (Black, Red, Blue, White)	6 Stranded (Green)	100	500	1208	1.225
2127-60-00	2127-36-00*	2-4 Solid (Black, Red, Blue, White)	6 Stranded (Green)	1,000	1,500	1208	1.225
2137-30-00	2137-45-00	1-3 Stranded (Black, Red, White)	6 Stranded (Green)	100	500	1191	1.313
2137-60-00	2137-36-00*	1-3 Stranded (Black, Red, White)	6 Stranded (Green)	1,000	1,500	1191	1.313
2138-30-00	2138-45-00	1-4 Stranded (Black, Red, Blue, White)	6 Stranded (Green)	100'	500	1498	1.363
2138-60-00	2138-36-00*	1-4 Stranded (Black, Red, Blue, White)	6 Stranded (Green)	1,000	1500	1506	1.356

Note: Overall PVC jacket is available by special order on all items.

* Made to order

MC Intermediate and Feeder Cable Technical Specifications with Aluminum Armor

Technical Specification

Armor

Interlocked Aluminum Strip

Conductors

Stranded Copper

Conductor Insulation

XHHW-2

Assembly Covering

Polypropylene Tape

Maximum Temperature Rating

90°C (Dry)

Grounding


One Bare Copper Grounding Conductor

Neutral Conductor

Black

Maximum Voltage Rating

600V



MC CABLES

References & Ratings

- UL 44, 1479, 1569, 1581, 2556, File Reference E135326
- NEC® 230.43, 300.22(C), 330, 392, 396, 501, 502, 503, 504, 505, 518, 520, 530
- Cable Tray Rated, install per NEC®
- NEMA WC 70/ ICEA S-95-658
- Made in the USA of domestic and/or imported materials

Intermediate Size Cable

Product Code	Size	Conductor Color Code	Ground Conductor AWG	Length (ft)	Approx. Weight/ 1,000ft (lbs)	Approx. Armor O.D. (in)
MC Cable Aluminum Armor Specifications – In Stock						
2170-99-00	1/0-3 MC LITE	Black #1 Black #2 Black #3	6 bare Cu Stranded	††	1398	1.310
2171-99-00	1/0-4 MC LITE	Black #1 Black #2 Black #3 Black #4	6 bare Cu Stranded	††	1789	1.430
2172-99-00	2/0-3 MC LITE	Black #1 Black #2 Black #3	6 bare Cu Stranded	††	1689	1.410
2173-99-00	2/0-4 MC LITE	Black #1 Black #2 Black #3 Black #4	6 bare Cu Stranded	††	2174	1.550
2174-99-00	3/0-3 MC LITE	Black #1 Black #2 Black #3	4 bare Cu Stranded	††	2098	1.510
2175-99-00	3/0-4 MC LITE	Black #1 Black #2 Black #3 Black #4	4 bare Cu Stranded	††	2700	1.650
2176-99-00	4/0-3 MC LITE	Black #1 Black #2 Black #3	4 bare Cu Stranded	††	2586	1.630
2177-99-00	4/0-4 MC LITE	Black #1 Black #2 Black #3 Black #4	4 bare Cu Stranded	††	3295	1.790

* Denotes stocked items, other trade sizes available by special order. Overall PVC jacket is available by special order on all items.

†† Cut to length.

Feeder Size Cable

Product Code	Size	Conductor Color Code	Ground Conductor AWG	Length (ft)	Approx. Weight/ 1,000ft (lbs)	Approx. Armor O.D. (in)
MC Cable Aluminum Armor Specifications – Special Order						
21AA-99-00	250-3 MC LITE	Black #1 Black #2 Black #3	4 bare Cu Stranded	††	3123	1.81
21AB-99-00	250-4 MC LITE	Black #1 Black #2 Black #3 Black #4	4 bare Cu Stranded	††	4027	1.99
21AC-99-00	300-3 MC LITE	Black #1 Black #2 Black #3	3 bare Cu Stranded	††	3654	1.93
21AD-99-00	300-4 MC LITE	Black #1 Black #2 Black #3 Black #4	3 bare Cu Stranded	††	4717	2.13
21AE-99-00	350-3 MC LITE	Black #1 Black #2 Black #3	3 bare Cu Stranded	††	4224	2.05
21AF-99-00	350-4 MC LITE	Black #1 Black #2 Black #3 Black #4	3 bare Cu Stranded	††	5465	2.25
21AG-99-00	400-3 MC LITE	Black #1 Black #2 Black #3	3 bare Cu Stranded	††	4712	2.17
21AH-99-00	400-4 MC LITE	Black #1 Black #2 Black #3 Black #4	3 bare Cu Stranded	††	6104	2.37
21AJ-99-00	500-3 MC LITE	Black #1 Black #2 Black #3	2 bare Cu Stranded	††	5842	2.33
21AK-99-00	500-4 MC LITE	Black #1 Black #2 Black #3 Black #4	2 bare Cu Stranded	††	7585	2.57
21AL-99-00	600-3 MC LITE	Black #1 Black #2 Black #3	2 bare Cu Stranded	††	6948	2.57
21AM-99-00	600-4 MC LITE	Black #1 Black #2 Black #3 Black #4	2 bare Cu Stranded	††	9040	2.85
21AN-99-00	750-3 MC LITE	Black #1 Black #2 Black #3	1 bare Cu Stranded	††	8618	2.85
21AP-99-00	750-4 MC LITE	Black #1 Black #2 Black #3 Black #4	1 bare Cu Stranded	††	11212	3.09

NOTE: Overall PVC jacket is available by special order on all items.

†† Subject to minimums.

MC TUFF® IG Isolated Ground Steel Armored Cable

Lightweight Traditional Type MC Technical Specifications

Armor

Interlocked Galvanized Steel Strip (Blue Striped) with Color-Trak ID

Conductors

Solid or Stranded Copper

Conductor Insulation

THHN/THWN

Assembly Covering

Polypropylene Tape

Maximum Temperature Rating

90°C (Dry)

Grounding


2 Solid or Stranded Grounding Conductors, Green, Green with Yellow stripe

Neutral Conductor

White 120/208V

Maximum Voltage Rating

600V



References & Ratings

- UL 83, 1479, 1569, 1581, 2556, File Reference E80042
- NEC® 230.43, 250.118, 300.22(C), 392, 396, 330, 501, 502, 503, 530, 504, 505, 518, 520, 530, 645
- Cable Tray Rated, install per NEC®
- Federal Specification A-A-59544 (formerly J-C-30B)
- Meets all applicable OSHA and HUD Requirements
- UL Classified 1, 2, and 3 hour through (Fire) penetration product, R14141
- Environmental Air-Handling Space Installation per NEC® 300.22(C)
- U.S. Patent No. 8,278,554 B2
- Made in USA of US and/or imported materials

Product Code No.		Trade Size	Grounding Conductor AWG	Length (ft)		Approx. Weight/ 1,000ft (lbs)	Approx. Armor O.D. (in)
Coil	Reel			Coil	Reel		
MCTUFF® IG Isolated Ground Steel Cable							
120/208V Solid Conductors							
1705B42T80	1705B60T80	12-2 Solid (Black, White)	12 Solid (Green, Green/Yellow)	250	1000	186	0.530
1706B42T80	1706B60T80	12-3 Solid (Black, Red, White)	12 Solid (Green, Green/Yellow)	250	1000	223	0.565
1710B42T80	1710B60T80	12-4 Solid (Black, Blue, Red, White)	12 Solid (Green, Green/Yellow)	250	1000	335	0.580
1708B42T80	1708B60T80	10-2 Solid (Black, White)	10 Solid (Green, Green/Yellow)	250	1000	268	0.600
1709B42T80	1709B60T80	10-3 Solid (Black, Red, White)	10 Solid (Green, Green/Yellow)	250	1000	313	0.645
1711B42T80	1711B60T80	10-4 Solid (Black, Red, Blue, White)	10 Solid (Green, Green/Yellow)	250	1000	450	0.670
1705B42T84	1705B60T84	12-2 Solid (Red, White)	12 Solid (Green, Green/Yellow)	250	1000	186	0.530
1705B42T85	1705B60T85	12-2 Solid (Blue, White)	12 Solid (Green, Green/Yellow)	250	1000	186	0.530
1708B42T84	1708B60T84	10-2 Solid (Red, White)	10 Solid (Green, Green/Yellow)	250	1000	268	0.600
1708B42T85	1708B60T85	10-2 Solid (Blue, White)	10 Solid (Green, Green/Yellow)	250	1000	268	0.600
120/208V Stranded Conductors							
1759B42T80	1759B60T80	12-2 Stranded (Black, White)	12 Stranded (Green, Green/Yellow)	250	1000	191	0.530

NOTE: All dimensions and weights are subject to normal manufacturing tolerances

SET SCREW CONNECTORS MAY BE USED WITH STEEL CABLES.

MC Lite® IG Aluminum Armored Cable

Type MC Technical Specifications

Armor

Interlocked Aluminum Strip with Color-Trak ID

Conductors

Solid or Stranded Copper

Conductor Insulation

THHN/THWN

Assembly Covering

Polypropylene Tape

Maximum Temperature Rating

90°C (Dry)

Grounding


2 Solid or Stranded Grounding Conductors, Green, Green with Yellow stripe

Neutral Conductor

White 120/208V

Maximum Voltage Rating

600V



MC CABLES

References & Ratings

- UL 83, 1479, 1569, 1581, 2556, File Reference E80042
- NEC® 230.43, 300.22(C), 392, 396, 330, 501, 502, 503, 530, 504, 505, 518, 520, 530, 645
- Federal Specification A-A-59544 (formerly J-C-30B)
- Meets all applicable OSHA and HUD Requirements
- May be surface mounted, fished and/or embedded in plaster
- Cable Tray Rated, install per NEC®
- UL Classified 1, 2, and 3 hour through (Fire) penetration product, R14141
- Environmental Air-Handling Space Installation per NEC® 300.22(C)
- RoHS Compliant
- U.S. Patent No. 8,278,554 B2
- Made in USA of US and/or imported materials

Product Code No.		Trade Size	Grounding Conductor AWG	Length (ft)		Approx. Weight/ 1,000ft (lbs)	Approx. Armor O.D. (in)
Coil	Reel			Coil	Reel		
MC Lite® IG Isolated Ground Aluminum Cable							
120/208V Solid Conductors							
2105S42-80	2105S60-80	12-2 Solid (Black, White)	12 Solid (Green, Green/Yellow)	250	1000	135	0.530
2105S42-84	2105S60-84	12-2 Solid (Red, White)	12 Solid (Green, Green/Yellow)	250	1000	135	0.530
2105S42-85*	2105S60-85*	12-2 Solid (Blue, White)	12 Solid (Green, Green/Yellow)	250	1000	135	0.530
2106S42-80*	2106S60-80*	12-3 Solid (Black, Red, White)	12 Solid (Green, Green/Yellow)	250	1000	170	0.565
2110S42-80*	2110S60-80*	12-4 Solid (Black, Red, Blue, White)	12 Solid (Green, Green/Yellow)	250	1000	189	0.623
2108-42-80*	2108-60-80*	10-2 Solid (Black, White)	10 Solid (Green, Green/Yellow)	250	1000	215	0.600
2108-42-85*	2108-60-85*	10-2 Solid (Blue, White)	10 Solid (Green, Green/Yellow)	250	1000	215	0.600
2108-42-84*	2108-60-84*	10-2 Solid (Red, White)	10 Solid (Green, Green/Yellow)	250	1000	215	0.600
2109-42-80*	2109-60-80*	10-3 Solid (Black, Red, White)	10 Solid (Green, Green/Yellow)	250	1000	260	0.645
2111-42-80*	2111-60-80*	10-4 Solid (Black, Red, Blue, White)	10 Solid (Green, Green/Yellow)	250	1000	284	0.713
120/208V Stranded Conductors							
2159S42-80*	2159S-60-80	12-2 Stranded (Black, White)	12 Stranded (Green, Green/Yellow)	250	1000	110	0.495

NOTE: All dimensions and weights are subject to normal manufacturing tolerances
10AWG No Color-Trak ID

* Subject to minimums and lead times

Introduction Type AC Armored Cables

Type AC Armored Cables – Uses Permitted:

The uses permitted for AC cable are governed by NEC® Article 320 and any applicable local codes. Please refer to NEC® Article 320 and your local authority having jurisdiction for additional information.

- Where not subject to physical damage for branch circuits and feeders in both exposed and concealed work and in cable trays where identified for such use
- In dry locations and embedded in plaster finish on brick or other masonry, except in damp or wet locations
- Run or fished in the air voids of masonry block or tile walls where the walls are not exposed or subject to excessive moisture or dampness
- Under raised floors, above suspended ceilings and in other environmental air handling spaces per NEC® 300.22(C)
- Aluminum armored cables are RoHS Compliant
- Made in USA of US and/or imported materials

Type AC Armored Cables – Uses Not Permitted:

According to NEC® Article 320.12, AC cable can not be installed in the following locations:

- In theaters and similar locations, except as provided in NEC® Article 518, Places of Assembly
- In motion picture studios
- In locations classified as hazardous
- Where exposed to corrosive fumes or vapors
- On cranes or hoists
- In storage battery rooms
- In hoist-ways or on elevators, except as provided in NEC® Section 620.21
- In commercial garages where prohibited in 511.4 and 511.7

For more information about the proper use and application of AC & MC cables, visit Kaf-Tech University at www.kaf-tech.com/college



Kaf-Tech manufactures two varieties of armored (Type AC) cables, standard AC cable and HCF, Health Care Facilities Cable, both featuring the ColorSpec ID System.

AC Cable: Type AC cable consists of 2 to 4 copper conductors in sizes 14 gauge to 1 AWG inside an interlocked metal armor of steel or aluminum construction.

A 16 AWG aluminum bonding wire is inside of, and in physical contact with, the metal armor providing a low-impedance fault-return path required for the operation of overcurrent protection devices. The 16 AWG bonding wire is unique to Type AC cable and allows the outer metal armor in conjunction with the bonding wire to be used as the equipment ground.

It is important to note that the bare bond wire is not an equipment grounding conductor. It is the bond wire that, in combination with the interlocked metal armor, provides a low impedance equipment grounding path. Kaf-Tech color codes its standard AC-90® cable Black for easy identification.

HCF Health Care Facilities Cable: HCF is constructed in the same manner as standard AC cable with the addition of an insulated green grounding conductor. This additional ground allows HCF to be used in patient care areas of health care facilities (other than hazardous locations or emergency circuits in a health care setting) including hospitals, nursing homes, dental offices and medical centers per NEC® 517.13. The bond wire/armor combination provides the cable's equipment ground while the insulated Green grounding conductor provides a redundant or isolated ground. Kaf-Tech color codes HCF cable Green for easy identification.

Type AC cable should be cut with an armored cable rotary cutting tool. A rotary cutters help eliminate nicking and cutting of the conductors and removes the metal armor quickly and safely.



AC-90® & Type AC-Lite® Armored Cable

Interlocked Galvanized Steel or Aluminum Armor

Features & Benefits

- Interlocked galvanized steel strip or aluminum strip
- Easy to identify black armor in steel
- Integral bond wire/armor equipment ground fault path
- UL classified for through-penetration product R14141
- Aluminum armored cables are RoHS Compliant
- Made in USA of US and/or imported materials

Applications

- Commercial, industrial, multi-residential branch circuits and feeder wiring, services for power, lighting, control and signal circuits. Exposed or concealed, surface mounted, embedded in plaster finish on brick or other masonry (except wet or damp locations), fished or run in air voids of masonry block or tile walls, under raised floors, above suspended ceilings and in other environmental air-handling spaces

Product Specifications

AC-90® Steel Armored Cable (120/208V Colors)	Refer to page: 46
AC-90® Steel Armored Cable (277/480V Colors)	46
AC-Lite® Aluminum Armored Cable (120/208V Conductor Colors, Plain Armor, No Stripes)	47
AC-Lite® Aluminum Armored Cable (277/480V Colors)	47

*U.S. Patent No. 8,278,554 B2



HCF-90® & HCF-Lite® Health Care Facilities Armored Cable

Interlocked Galvanized Steel or Aluminum Armor Color-Coded Green*

Features & Benefits

- Interlocked galvanized steel or aluminum strip
- Easy to identify green armor
- Full size green insulated copper grounding conductor plus armor/bond wire combination provides redundant ground or isolated grounding capability
- UL classified for through-penetration product R14141
- Aluminum armored cables are RoHS Compliant
- Made in USA of US and/or imported materials

Applications

- Branch circuits and feeders in areas of patient care in hospitals, nursing homes, outpatient facilities, dental offices, clinics and medical centers (other than hazardous anesthetizing locations), data processing systems, Places of Assembly, under raised floors, above suspended ceilings and in other environmental air-handling spaces, exposed or concealed, surface mounted or fished, any application approved for AC cable requiring an isolated or redundant ground

Product Specifications

HCF-90® Steel Health Care Facilities Cable (120/208V Colors)	Refer to page: 48
HCF-90® Steel Health Care Facilities Cable (277/480V Colors)	48
HCF-Lite® Aluminum Health Care Facilities Cable (120/208V Colors)	49
HCF-Lite® Aluminum Health Care Facilities Cable (277/480V Colors)	49

*U.S. Patent No. 8,278,554 B2

Type AC-90® Steel Armored Cable (120/208V Colors & 277/480V Colors) Technical Specifications

Armor

Interlocked Galvanized Steel Strip (Black Striped) with Color-Trak ID

Conductors

Solid or Stranded Copper

Conductor Insulation

THHN

Conductor Insulation Covering

Moisture Resistant Fire Retardant Paper Wrap

Maximum Temperature Rating

90°C (Dry) Type ACTHH

Grounding

16AWG Integral Bond Wire/Armor Combination


Neutral Conductor

White 120/208V

Gray 277/480V

Maximum Voltage Rating

600V



References & Ratings

- UL 4, 83, 1479, 1581, 2556, File Reference E7330
- NEC® 250.118(8), 300.22(C), 392, 320, 645
- Federal Specification A-A-59544 (formerly J-C-30B)
- Meets all applicable OSHA and HUD Requirements
- Cable Tray Rated, install per NEC®
- UL Classified 1, 2, and 3 hour through (Fire) penetration product, R14141
- Environmental Air-Handling Space Installation per NEC® 300.22(C)
- U.S. Patent No. 8,278,554 B2
- Made in USA of US and/or imported materials

Product Code No.		Trade Size	Length (ft)		Approx. Weight/ 1,000ft (lbs)	Approx. Armor O.D. (in)
Coil	Reel		Coil	Reel		
120/208V Solid						
1401N42-00	1401N60-00	14-2 Solid (Black, White)	250	1000	173	0.485
1402N42-00	1402N60-00	14-3 Solid (Black, Red, White)	250	1000	197	0.502
1403N42-00	1403N60-00	14-4 Solid (Black, Red, Blue, White)	250	1000	226	0.533
1404N42-00	1404N60-00	12-2 Solid (Black, White)	250	1000	201	0.514
1405N42-00	1405N60-00	12-3 Solid (Black, Red, White)	250	1000	235	0.535
1406N42-00	1406N60-00	12-4 Solid (Black, Red, Blue, White)	250	1000	279	0.581
1407N32-00	1407N60-00	10-2 Solid (Black, White)	125	1000	250	0.476
1407N42-00	—	10-2 Solid (Black, White)	250	—	250	0.476
1408N32-00	1408N60-00	10-3 Solid (Black, Red, White)	125	1000	306	0.600
1408N42-00	—	10-3 Solid (Black, Red, White)	250	—	306	0.600
1409N32-00	1409N60-00	10-4 Solid (Black, Red, Blue, White)	125	1000	367	0.654
1409N42-00	—	10-4 Solid (Black, Red, Blue, White)	250	—	367	0.654
120/208V Stranded						
1415-40-00	1415-45-00	8-2 Stranded (Black, White)	200	500	362	0.755
1416-40-00	1416-45-00	8-3 Stranded (Black, Red, White)	200	500	398	0.871
1417-32-00	1417-45-00	8-4 Stranded (Black, Red, Blue, White)	125	500	638	0.848
1419-32-00	1419-45-00	6-2 Stranded (Black, White)	125	500	565	0.835
1420-32-00	1420-45-00	6-3 Stranded (Black, Red, White)	125	500	688	0.875
1421-30-00	1421-45-00	6-4 Stranded (Black, Red, Blue, White)	100	500	827	0.944
1424-30-00	1424-45-00	4-3 Stranded (Black, Red, White)	100	500	922	0.975
1425-30-00	1425-45-00	4-4 Stranded (Black, Red, Blue, White)	100	500	750	0.985
1428-30-00	1428-45-00	3-3 Stranded (Black, Red, White)	100	500	1071	1.028
1429-30-00	1429-45-00	3-4 Stranded (Black, Red, Blue, White)	100	500	1323	1.122
1426-30-00	1426-45-00	2-3 Stranded (Black, Red, White)	100	500	1239	1.093
1427-30-00	1427-45-00	2-4 Stranded (Black, Red, Blue, White)	100	500	1540	1.195
480Y/277V Solid						
1404N42-01	1404N60-01	12-2 Solid (Brown, Gray)	250	1000	201	0.514
1404N42-02*	1404N60-02*	12-2 Solid (Orange, Gray)	250	1000	201	0.514
1405N42-01	1405N60-01	12-3 Solid (Brown, Orange, Gray)	250	1000	235	0.535
1405N42-02*	1405N60-02*	12-3 Solid (Orange, Yellow, Gray)	250	1000	235	0.535
1406N42-01*	1406N60-01*	12-4 Solid (Brown, Orange, Yellow, Gray)	250	1000	279	0.581

NOTE: All dimensions and weights are subject to normal manufacturing tolerances.

* Subject to minimum orders and lead times

Available in Barrels by special order

See page 61 for bond wire termination details.

Type AC-Lite® Aluminum Armored Cable

(120/208V Colors & 277/480V Colors) Technical Specifications Plain Armor

Armor

Interlocked Aluminum Strip

Conductors

Solid or Stranded Copper

Conductor Insulation

THHN

Conductor Insulation Covering

Moisture Resistant Fire Retardant Paper Wrap

Maximum Temperature Rating

90°C (Dry) Type ACTHH

Grounding

16AWG Integral Bond Wire/Armor Combination

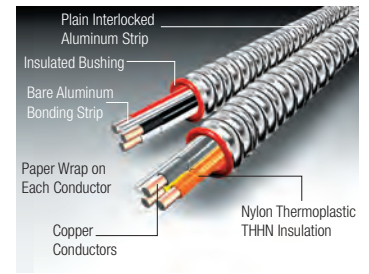
Neutral Conductor

White 120/208V

Gray 277/480V

Maximum Voltage Rating

600V



AC CABLES

References & Ratings

- UL 4, 83, 1479, 1581, 2556, File Reference E7330
- NEC® 250.118(8), 300.22(C), 392, 320, 645
- Federal Specification A-A-59544 (formerly J-C-30B)
- Meets all applicable OSHA and HUD Requirements
- Cable Tray Rated, install per NEC®
- UL Classified 1, 2, and 3 hour through (Fire) penetration product, R14141
- Environmental Air-Handling Space Installation per NEC® 300.22(C)
- Aluminum armored cables are RoHS Compliant
- Made in USA of US and/or imported materials

Product Code No.		Trade Size	Length (ft)		Approx. Weight/ 1,000ft (lbs)	Approx. Armor O.D. (in)
Coil	Reel		Coil	Reel		
120/208V Solid						
2701-42-00	2701-60-00	14-2 Solid (Black, White)	250	1000	84	0.485
2702-42-00	2702-60-00	14-3 Solid (Black, Red, White)	250	1000	100	0.453
2703-42-00	2703-60-00	14-4 (Black, Red, Blue, White)	250	1000	120	0.486
2704-42-00	2704-60-00	12-2 Solid (Black, White)	250	1000	104	0.514
2705-42-00	2705-60-00	12-3 Solid (Black, Red, White)	250	1000	133	0.535
2706-42-00	2706-60-00	12-4 (Black, Red, Blue, White)	250	1000	279	0.581
2707-42-00	2707-60-00	10-2 Solid (Black, White)	250	1000	143	0.585
2708-42-00	2708-60-00	10-3 Solid (Black, Red, White)	250	1000	187	0.610
2709-42-00	2709-60-00	10-4 (Black, Red, Blue, White)	250	1000	232	0.653
120/208V Stranded						
2715-40-00	2715-45-00	8-2 Stranded (Black, White)	200	500	214	0.755
2716-40-00	2716-45-00	8-3 Stranded (Red, White)	200	500	285	0.789
2717-32-00	2717-45-00	8-4 Stranded (Black, Red, Blue, White)	125	500	400	0.864
2719-32-00	2719-45-00	6-2 Stranded (Black, White)	125	500	552	0.951
2720-32-00	2720-45-00	6-3 Stranded (Black, Red, White)	125	500	437	0.875
2721-30-00	2721-45-00	6-4 Stranded (Black, Red, Blue, White)	100	500	329	0.835
2724-30-00	2724-45-00	4-3 Stranded (Black, Red, White)	100	500	635	0.975
2725-30-00	2725-45-00	4-4 Stranded (Black, Red, Blue, White)	100	500	812	1.062
2728-30-00	2728-45-00	3-3 Stranded (Black, Red, White)	100	500	765	1.028
2729-30-00	2729-45-00	3-4 Stranded (Black, Red, Blue, White)	100	500	1004	1.173
2726-30-00	2726-45-00	2-3 Stranded (Black, Red, White)	100	500	909	1.093
2727-30-00	2727-45-00	2-4 Stranded (Black, Red, Blue, White)	100	500	1173	1.195
277/480V Solid						
2704N42-01*	2704N60-01*	12-2 Solid (Brown, Gray)	250	1000	104	0.514
2705N42-01*	2705N60-01*	12-3 Solid (Brown, Orange, Gray)	250	1000	133	0.535

NOTE: All dimensions and weights are subject to normal manufacturing tolerances. Other conductor colors available by special order.

Not to be used with set screw type fittings or on DC circuits.

* Subject to minimum orders and lead times, comes with Black stripe and phase ID

Available in Barrels by special order

See page 61 for bond wire termination details.

Type AC HCF-90® Steel Healthcare Facilities Cable (120/208V Colors & 277/480V Colors) Technical Specifications

Armor & Jacket

Interlocked Galvanized Steel Strip (Green Striped)

Conductors

Solid Copper

Conductor Insulation

THHN

Conductor Insulation Covering

Moisture Resistant Fire Retardant Paper Wrap

Maximum Temperature Rating

90°C (Dry) Type ACTHH

Grounding

16 AWG Integral Bond Wire/Armor Combination per 250.118(8) and Green Insulated Copper Grounding Conductor per 250.118(1)


Neutral Conductor

White 120/208V

Gray 277/480V

Maximum Voltage Rating

600V



References & Ratings

- UL 4, 83, 1479, 1581, 2556, File Reference E7330
- NEC® 250.118(8), 300.22(C), 392, 320, 517.13, 518, 645
- Federal Specification A-A-59544 (formerly J-C-30B)
- Meets all applicable OSHA and HUD Requirements
- Cable Tray Rated, install per NEC®
- UL Classified 1, 2, and 3 hour through (Fire) penetration product, R14141
- Environmental Air-Handling Space Installation per NEC® 300.22(C)
- U.S. Patent No. 8,278,554 B2
- Made in USA of US and/or imported materials

Product Code Stock Items		Trade Size	Grounding Conductor AWG	Length (ft)		Approx. Weight/ 1,000ft (lbs)	Approx. Armor O.D. (in)
Coil	Reel			Coil	Reel		
120/208V Solid							
1504G42-00	1504G60-00	12-2 Solid (Black, White)	12 Solid (Green)	250	1000	235	0.535
1505G42-00	1505G60-00	12-3 Solid (Black, Red, White)	12 Solid (Green)	250	1000	279	0.582
1506G42-00	1506G60-00	12-4 Solid (Black, Red, Blue, White)	12 Solid (Green)	250	1000	320	0.621
1507G42-00	1507G60-00	10-2 Solid (Black, White)	10 Solid (Green)	250	1000	309	0.610
1508G42-00	1508G60-00	10-3 Solid (Black, Red, White)	10 Solid (Green)	250	1000	383	0.696
1509G42-00	1509G60-00	10-4 Solid (Black, Red, Blue, White)	10 Solid (Green)	250	1000	426	0.752
120/208V Specialty Colors							
1504G42-04	1504G60-04	12-2 Solid (Red, White)	12 Solid (Green)	250	1000	235	0.535
1504G42-05	1504G60-05	12-2 Solid (Blue, White)	12 Solid (Green)	250	1000	235	0.535
277/480V Solid							
1504G42-01	1504G60-01	12-2 Solid (Brown, Gray)	12 Solid (Green)	250	1000	235	0.535
1504G42-02	1504G60-02	12-2 Solid (Orange, Gray)	12 Solid (Green)	250	1000	235	0.535
1504G42-03	1504G60-03	12-2 Solid (Yellow, Gray)	12 Solid (Green)	250	1000	235	0.535
1505G42-01	1505G60-01	12-3 Solid (Brown, Orange, Gray)	12 Solid (Green)	250	1000	279	0.582
1506G42-01	1506G60-01	12-4 Solid (Brown, Orange, Yellow, Gray)	12 Solid (Green)	250	1000	320	0.621
1507G42-01	1507G60-01	10-2 Solid (Brown, Gray)	10 Solid (Green)	250	1000	300	0.545
1508G42-01	1508G60-01	10-3 Solid (Brown, Orange, Gray)	10 Solid (Green)	250	1000	309	0.610
1509G42-01	1509G60-01	10-4 Solid (Brown, Orange, Yellow, Gray)	10 Solid (Green)	250	1000	426	0.752

NOTE: All dimensions and weights are subject to normal manufacturing tolerances. Sizes 14 AWG, 8 AWG and larger are available by special order and subject to lead time and minimum quantities.

**Emergency circuits require special consideration in healthcare settings.
Review NEC® 517.30 (C)(3)(3) for guidance on the use of HCF cables on emergency circuits.**

See page 61 for bond wire termination details.

HCF®-Lite Aluminum Healthcare Facilities Cable

Type AC (120/208V & 277/480V) Technical Specifications

Armor & Jacket

Aluminum Interlocked (Green Striped) with Color-Trak ID

Conductors

Solid/Stranded Copper (See Below)

Conductor Insulation

THHN

Conductor Insulation Covering

Moisture Resistant Fire Retardant Paper Wrap

Maximum Temperature Rating

90°C (Dry) Type ACTHH

Grounding

16 AWG Integral Bond Wire/Armor Combination per 250.118(8) and Green Insulated Copper Grounding Conductor per 250.118(1)


Neutral Conductor

White 120/208V

Gray 277/480V

Maximum Voltage Rating

600V



AC CABLES

References & Ratings

- UL 4, 83, 1479, 1581, 2556, File Reference E7330
- NEC® 250.118(8), 300.22(C), 392, 320, 517.13, 518, 645
- Federal Specification A-A-59544 (formerly J-C-30B)
- Meets all applicable OSHA and HUD Requirements
- Cable Tray Rated, install per NEC®
- UL Classified 1, 2, and 3 hour through (Fire) penetration product, R14141
- Environmental Air-Handling Space Installation per NEC® 300.22(C)
- Aluminum armored cables are RoHS Compliant
- U.S. Patent No. 8,278,554 B2
- Made in USA of US and/or imported materials

Product Code Stock Items		Trade Size	Grounding Conductor AWG	Length (ft)		Approx. Weight/ 1,000ft (lbs)	Approx. Armor O.D. (in)
Coil	Reel			Coil	Reel		
HCF® Lite Aluminum Healthcare Facilities Cable							
120/208V							
2804G42-00	2804G60-00	12-2 Solid (Black, White)	12 Solid (Green)	250	1000	132	0.535
2805G42-00	2805G60-00	12-3 Solid (Black, Red, White)	12 Solid (Green)	250	1000	171	0.625
2806G42-00	2806G60-00	12-4 Solid (Black, Red, Blue, White)	12 Solid (Green)	250	1000	195	0.610
2807G42-00	2807G60-00	10-2 Stranded (Black, White)	12 Solid (Green)	250	1000	185	0.599
2808G42-00	2808G60-00	10-3 Stranded (Black, Red, White)	12 Solid (Green)	250	1000	232	0.653
2809G42-00	2809G60-00	10-4 Stranded (Black, Red, Blue, White)	12 Solid (Green)	250	1000	279	0.752
120/208V Stranded							
2858G42-00	2858G60-00	12-2 Stranded (Black, White)	10 Stranded (Green)	250	1000	141	0.568
2859G42-00	2859G60-00	12-3 Stranded (Black, Red, White)	10 Stranded (Green)	250	1000	171	0.594
2860G42-00	2860G60-00	10-2 Stranded (Black, Red, Blue, White)	10 Stranded (Green)	250	1000	211	0.695
120/208V Specialty Colors							
2804G42-04	2804G60-04	12-2 Solid (Red, White)	12 Solid (Green)	250	1000	132	0.535
2804G42-05	2804G60-05	12-2 Solid (Blue, White)	12 Solid (Green)	250	1000	132	0.535
480Y/277V							
2804G42-01	2804G60-01	12-2 Solid (Brown, Gray)	12 Solid (Green)	250	1000	132	0.535
2804G42-02	2804G60-02	12-2 Solid (Orange, Gray)	12 Solid (Green)	250	1000	132	0.535
2804G42-03	2804G60-03	12-2 Solid (Yellow, Gray)	12 Solid (Green)	250	1000	132	0.535
2805G42-01	2805G60-01	12-3 Solid (Brown, Orange, Gray)	12 Solid (Green)	250	1000	171	0.625
2806G42-01	2806G60-01	12-4 Solid (Brown, Orange, Yellow, Gray)	12 Solid (Green)	250	1000	195	0.610

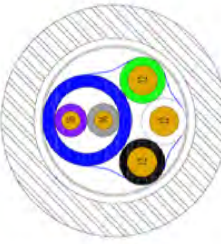
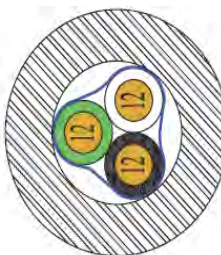
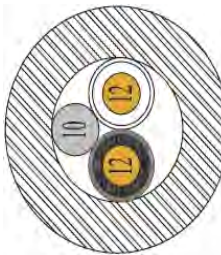
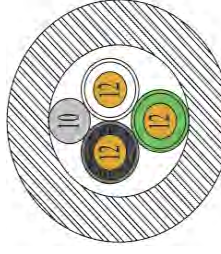
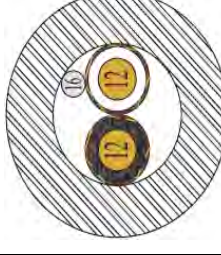

NOTE: All dimensions and weights are subject to normal manufacturing tolerances.
 Not to be used with set screw type fittings or on DC circuits.
 Sizes 14 AWG, 8 AWG, & larger are available by special order and subject to lead time and minimum quantities
 Not to be used with setscrew type fittings or on DC circuits

Emergency circuits require special consideration in healthcare settings.
Review NEC® 517.30 (C)(3)(3) for guidance on the use of HCF cables on emergency circuits.

See page 61 for bond wire termination details.

Comparison of MC, AC & HCF Cables



		TYPE MC CABLE					TYPE AC CABLE	
PRODUCT FAMILY	MC Tuff Luminary® & MC Lite Luminary®	MC TUFF® & MC LITE®	MC-Quik™ & MC-Quik™ Lite	MC-Stat™ & MC-Stat™ Lite	AC-90® & AC LITE®	HCF-90® & HCF-LITE®		
MAXIMUM NUMBER OF CONDUCTORS	No Limit	No Limit	No Limit	No Limit	4 conductors	4 conductors plus grounds		
SIZE OF COPPER CONDUCTORS	18 AWG to 10 AWG with 16 AWG Control Circuits	18 AWG to 2000 kcmil	14 AWG to 6 AWG	14 AWG to 6 AWG	14 AWG to 1 AWG	14 AWG to 1 AWG		
GROUNDING	Insulated equipment grounding conductor	Insulated equipment grounding conductor	Full sized bare aluminum bond/ground conductor and armor combination	Full size bare aluminum bond/ground conductor and armor combination. An insulated equipment grounding conductor.	16 AWG bare aluminum bond wire and armor combination	16 AWG bare aluminum bond wire and armor combination. An insulated equipment grounding conductor.		
CONDUCTOR WRAPPING	Conductors have an overall polypropylene assembly tape with twisted jacketed pair	Conductors have an overall polypropylene assembly tape.	Individual conductors have an extruded protective covering. No overall assembly tape.	Individual conductors have an extruded protective covering. No overall assembly tape.	Individual conductors are wrapped in a moisture resistant, fire retardant paper	Individual conductors are wrapped in a moisture resistant, fire retardant paper		
TESTED TO UL STANDARD	UL 1569	UL 1569	UL 1569	UL 1569	UL 4	UL 4		UL 4
12-2 EXAMPLES								

Kaf-Tech® Color-Trak ID System®

<p>MC-Quik® 120/208V</p> <p>MC-Quik® 277/480V</p> <p>MC-Stat® 120/208V</p> <p>MC-Stat® 277/480V</p> <p>MC Tuff® 120/208V</p> <p>MC Tuff® 277/480V</p> <p>MC Tuff® 120/208V</p> <p>MC Lite® 120/208V</p> <p>MC Lite® 277/480V</p> <p>MC Lite® 120/208V</p> <p>MC-Plus® 120/208V</p> <p>MC-Plus® 277/480V</p>	<p>2 conductors with armor/bond ground</p> <p>Single Phase</p>	<p>3 conductors with armor/bond ground</p> <p>Two Phase</p>	<p>4 conductors with armor/bond ground</p> <p>Three Phase</p>
	<p>2 conductors with armor/bond ground & green ground</p> <p>Single Phase</p>	<p>3 conductors with armor/bond ground & green ground</p> <p>Two Phase</p>	<p>4 conductors with armor/bond ground & green ground</p> <p>Three Phase</p>
	<p>2 conductors with ground</p> <p>Single Phase</p>	<p>3 conductors with ground</p> <p>Two Phase</p>	<p>4 conductors with ground</p> <p>Three Phase</p>
	<p>2 conductors with ground</p> <p>Single Phase</p>	<p>3 conductors with ground</p> <p>Two Phase</p>	<p>4 conductors with ground</p> <p>Three Phase</p>
	<p>2 conductors with ground</p> <p>Single Phase</p>	<p>3 conductors with ground</p> <p>Two Phase</p>	<p>4 conductors with ground</p> <p>Three Phase</p>
	<p>2 conductors with ground</p> <p>Single Phase</p>	<p>3 conductors with ground</p> <p>Two Phase</p>	<p>4 conductors with ground</p> <p>Three Phase</p>
	<p>2 conductors with ground</p> <p>Single Phase</p>	<p>3 conductors with ground</p> <p>Two Phase</p>	<p>4 conductors with ground</p> <p>Three Phase</p>
	<p>2 conductors with ground</p> <p>Single Phase</p>	<p>3 conductors with ground</p> <p>Two Phase</p>	<p>4 conductors with ground</p> <p>Three Phase</p>
	<p>2 conductors with ground</p> <p>Single Phase</p>	<p>3 conductors with ground</p> <p>Two Phase</p>	<p>4 conductors with ground</p> <p>Three Phase</p>
	<p>2 cond. with armor/bond wire ground</p> <p>Single Phase</p>	<p>3 cond. with armor/bond wire ground</p> <p>Two Phase</p>	<p>4 cond. with armor/bond wire ground</p> <p>Three Phase</p>
	<p>2 cond. with armor/bond wire ground</p> <p>Single Phase</p>	<p>3 cond. with armor/bond wire ground</p> <p>Two Phase</p>	<p>4 cond. with armor/bond wire ground</p> <p>Three Phase</p>
	<p>2 conductors with armor/bond ground & green ground</p> <p>Single Phase</p>	<p>3 conductors with armor/bond ground & green ground</p> <p>Two Phase</p>	<p>4 conductors with armor/bond ground & green ground</p> <p>Three Phase</p>
<p>2 conductors with armor/bond ground & green ground</p> <p>Single Phase</p>	<p>3 conductors with armor/bond ground & green ground</p> <p>Two Phase</p>	<p>4 conductors with armor/bond ground & green ground</p> <p>Three Phase</p>	

Kaf-Tech® Color-Trak ID System®

MC

AC

Bare Armored Ground Cable Technical Specifications

Armor

Interlocked Galvanized Steel Strip

Conductors

Solid 8 AWG and 6 AWG Copper
7 Strand 4 AWG Copper

References & Ratings

- UL 467 E82631
- NEC® 250.118(1), 250.64(B)



Product Code Stock Items		Trade Size	Length (ft)		Approx. Weight/ 1,000ft (lbs)	Approx. Armor O.D. (in)
Coil	Reel		Coil	Reel		
Bare Armored Ground Cable						
1301-42-00	1301-60-00	8-1 Solid	250'	1000'	180	0.470
1302-42-00	1302-60-00	6-1 Solid	250'	1000'	210	0.470
1303-42-00	1303-45-00	4-1 Stranded	250'	500'	284	0.530

NOTE: All dimensions and weights are subject to normal manufacturing tolerances

Armored Thermostat Cable

Armor

Galvanized Steel Interlocked Armor

Conductors

Solid Copper

Insulation

Type TFN

Assembly Covering


Moisture Resistant Fire Retardant Paper Wrap

Maximum Temperature Rating

90°C (Dry)

Maximum Voltage Rating

600V



Product Code Stock Items		Trade Size	Length (ft)		Approx. Weight/ 1,000ft (lbs)	Approx. Armor O.D. (in)
Coil	Reel		Coil	Reel		
Armored Thermostat Cable						
2501-42-00	2501-60-00	18-2 (Black, White)	250	1000	135	0.47
2502-42-00	2502-60-00	18-3 (Black, Red, White)	250	1000	142	0.47
2503-42-00	2503-60-00	18-4 (Black, Red, Blue, White)	250	1000	149	0.47
2504-42-00	2504-60-00	18-5 (Black, Red, Blue, Yellow, White)	250	1000	157	0.47
2505-42-00	2505-60-00	18-6 (Black, Red, Blue, Yellow, Orange, White)	250	1000	172	0.492
2506-42-00	2506-60-00	18-8 (Black, Red, Blue, Yellow, Orange, Brown, Purple, White)	250	1000	196	0.517

Kaf-Tech Metallic Whips Type UL

Conduit

Galvanized Type RW Steel Flexible Metal Conduit

Conductors

Solid or Stranded Copper
 THHN 14AWG and Larger
 18 & 16AWG TFN/TFFN

Maximum Temperature Rating

90°C (Dry)

Grounding

NEC® 250.118(5) Many Styles with Green Grounding Conductor

Maximum Voltage Rating

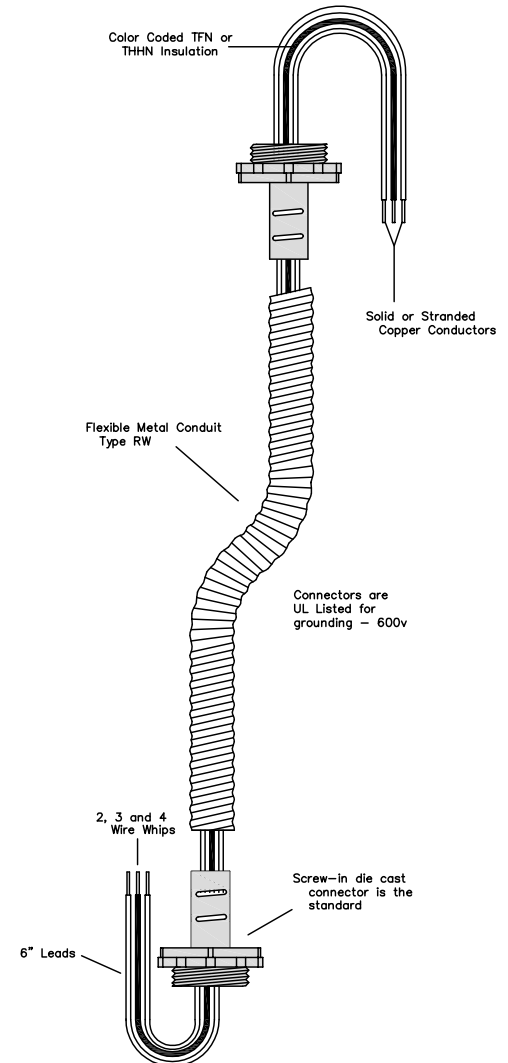
600V

References & Ratings

- UL 66, 83 and 348, File No. E96572



Description	Part Number	Units per Package	Description	Part Number	Units per Package			
Solid Conductors			Stranded Conductors					
3/8 F x 6	18-2	4521-21	30	3/8 F x 6	18-2	4621-21	30	
	18-2	4521-30	100		18-2	4621-30	100	
	16-2	4511-21	30		16-2	4611-21	30	
	16-2	4511-30	100		16-2	4611-30	100	
	14-2	4501-21	30		14-2	4601-21	30	
	14-2	4501-30	100		14-2	4601-30	100	
3/8 F x 6	12-2	4578-21	30	12-2	4678-21	30		
	12-2	4578-30	100	12-2	4678-30	100		
	3/8 F x 6	18-3	4522-21	30	3/8 F x 6	18-3	4622-21	30
		18-3	4522-30	100		18-3	4622-30	100
		16-3	4512-21	30		16-3	4612-21	30
		16-3	4512-30	100		16-3	4612-30	100
14-3		4502-21	30	14-3		4602-21	30	
14-3		4502-30	100	14-3		4602-30	100	
3/8 F x 6	12-3	4579-21	30	12-3	4679-21	30		
	12-3	4579-30	100	12-3	4679-30	100		
	3/8 F x 6	18-4	4523-21	30	3/8 F x 6	18-4	4623-21	30
		18-4	4523-30	100		18-4	4623-30	100
		16-4	4513-21	30		16-4	4613-21	30
		16-4	4513-30	100		16-4	4613-30	100
14-4		4503-21	30	14-4		4603-21	30	
14-4		4503-30	100	14-4		4603-30	100	
3/8 F x 6	12-4	4580-21	30	12-4	4680-21	30		
	12-4	4580-30	100	12-4	4680-30	100		
	1/2 F x 6	14-2	4701-15	15	1/2 F x 6	14-2	4801-15	15
		14-2	4701-24	50		14-2	4801-24	50
		12-2	4704-15	15		12-2	4804-15	15
		12-2	4704-24	50		12-2	4804-24	50
1/2 F x 6	14-3	4702-15	15	1/2 F x 6	14-3	4802-15	15	
	14-3	4702-24	50		14-3	4802-24	50	
	12-3	4705-15	15		12-3	4805-15	15	
	12-3	4705-24	50		12-3	4805-24	50	
1/2 F x 6	14-4	4703-15	15	1/2 F x 6	14-4	4803-15	15	
	14-4	4703-24	50		14-4	4803-24	50	
	12-4	4706-15	15		12-4	4806-15	15	
	12-4	4706-24	50		12-4	4806-24	50	



Whips come with standard 120/208V color THHN conductors but are also available with 277/480V colors if specified on order.

3/8" whips have screw in die cast connectors on the 18AWG, 16AWG & 14AWG and set screw die cast for the 12AWG. 1/2" whips have screw in die cast connectors.

Available with customer specified connectors by special order.

2 conductor is Black, White.

3 conductor is Black, White, Green.

4 conductor is Black, White, Red, Green.

All whips are available in barrels and cartons.

Kaf-Tech Nonmetallic Whips Type UL

Conduit

Type LFNC-B, Nonmetallic Liquidtight

Conductors

THHN/THWN 8 & 10 AWG Stranded

Maximum Temperature Rating

90°C (Dry); 75°C (Wet)

Grounding

NEC® 250.118(1)

Maximum Voltage Rating

600V

References & Ratings

- UL 83, 1660 and 514B, File Reference E96572
- NEC® 410, 430, 440, 250, 356



Product Core	Trade Size (in)	Length (ft)	No. of Cond.	AWG (Cond. Size)	Put Up
Non-metallic Liquidtight Whips (Standard Configurations)					
8014	1/2"	4'	3	10	10 per box
8015	1/2"	6'	3	10	10 per box
8016	3/4"	4'	3	8	10 per box
8017	3/4"	6'	3	8	8 per box
8021	1/2"	4'	3	10	20 bulk
8022	1/2"	6'	3	10	15 bulk
8023	3/4"	4'	3	8	10 bulk
8024	3/4"	6'	3	8	10 bulk

Whips come with Black, Red, Green THHN/THWN conductors.

Other conductor colors available by special request.

All whips come with one straight non-metallic liquidtight connector and on 90° angle non-metallic liquidtight connector.

Pack N Roll™ Type MC and AC Cable Dispenser

Description

Our patented heavy duty cable accessory enables electrical contractors to perform remodel and small construction/service projects with ease.

Catalog Number

9989-BE

Net Weight

16.4 Lbs

Dimensions

19" Diameter
12-13/16" High

Capacity

250 Ft Coils

- Fast and Easy to Pull without any Tangles
- Reduces Cable Memory
- Stackable
- Eliminates Scrap
- Keeps Cable Organized, Neat and Clean
- Prevents Cable Damage

*Accommodates the majority of Kaf-Tech's coil products




MC Snapit™

4" 2-Circuit MC/Low Voltage Stud Strap & 6" 4-Circuit MC/Low Voltage Stud Strap

Description

Patented rifled polycarbonate design will hold MC and AC 12/2 through 10/3, eliminating the unsightly sagging you get with other supports. MC Snapit is made from durable hi-impact polycarbonate, and can be used universally. It also includes clips for low voltage cable.

- Sturdy Polycarbonate
- Withstands Harsh Environments
- Fits MC/AC Cable 12/2 thru 10/3
- Suitable for Indoor Use Only
- No Load Rating
- Maximum Operating Temperature Rated 80°C
- UL Listed E471170



Product Code	Description	Inner Carton Count	Master Carton Count	Weight/ Inner Carton	Weight/ Master Carton
Non-metallic Liquidtight Whips (Standard Configurations)					
9994	2-1/2" Three Circuit Stud Strap	120 pcs	720	3.58 lbs	23
9991	4" Two Circuit Stud Strap	100 pcs	600	2.90 lbs	19
9997	6" Four Circuit Stud Strap	100 pcs	600	4.85 lbs	30
9998	Accessory	100 pcs	1000	0.37 lbs	4.5

Tripod

Description

Three Legged, Collapsible with Black Knob Handscrews
Made Out of High Quality Aluminum Alloy

Catalog Number

9990

Net Weight

7 Lbs

Dimensions

27.5" Height
5" (Collapsed)



Barrel Truck

Description

Barrel Truck with Footrest

Catalog Number

9980

Dimensions

Wheel Type: 10" X 2 1/2" Cast Aluminum, Mold On Rubber
7/8" Axle
60" Height
24-1/2" Width
Product Class: I75
Frame Cap: 1200 Lbs

*Harper is a registered trademark of Harper Trucks





Products are manufactured in accordance with UL, LLC (Underwriters Laboratories) Standards:

Type MC Metal-Clad Cables are manufactured in accordance with UL 1569 Metal-Clad Cables under UL File Number E80042 for use in accordance with NEC® Article 330.

Type AC Armored Cables are manufactured in accordance with UL 4 Armored Cables under UL File Number E7330 for use in accordance with NEC® Article 320.

Flexible Metal Conduits are manufactured in accordance with UL 1 Flexible Metal Conduit under UL File Number E11831 for use in accordance with NEC® Article 348. CSA Group Certified Products are manufactured in accordance with CSA C22.2 Number 56 under File Numbers 15035 and 157782 for use in accordance with the Canadian Electrical Code (CEC).

Type LFMC Flexible Metal Conduit, Liquidtight is manufactured in accordance with UL 360 Liquid-Tight Flexible Metal Conduit under UL File Number E26540 for use in accordance with NEC® Article 350. CSA Group Certified Products are manufactured in accordance with CSA C22.2 Number 56 under File Numbers 51593 and 157782 for use in accordance with the Canadian Electrical Code (CEC).

Type LFNC Flexible Nonmetallic Conduit, Liquidtight is manufactured in accordance with UL 1660 Liquid-Tight Flexible Nonmetallic Conduit under UL File Number E123464 for use in accordance with NEC® Article 356. CSA Group Certified Products are manufactured in accordance with CSA C22.2 Number 227.2.1 under File Numbers 69271 and 157782 for use in accordance with the Canadian Electrical Code (CEC).

Kaf-Tech
960 Flaherty Drive
New Bedford, MA 02745

Tel: 508-998-1131
800-757-6996
Fax: 508-998-1447

www.kaf-tech.com

SDS Sheet for Kaf-Tech Cables



960 Flaherty Drive, New Bedford, MA 02745
Telephone: 508-998-1131 • 800-757-6996 • Fax: 508-998-1447 • www.kaf-tech.com

**Subject: Safety Data Sheets (SDS)
Kaf-Tech Cable Products**

An official notice from OSHA confirms that the electrical products (cables, conduits, fittings, modular wiring, etc.) manufactured by Kaf-Tech come under the classification of "Articles" under the Hazard Communication Standard. By definition, an article is defined as a product that does not "release or otherwise result in exposure to hazardous chemicals under normal conditions of use." Consequently, the electrical products manufactured by Kaf-Tech do not require Safety Data Sheets. The lubricants used in the manufacturing of conduits and cables are also covered by OSHA as nonhazardous and are primarily vegetable based materials. Please contact us if you have any additional questions.

Installation Instructions for Traditional Type AC & MC Cables

Armored cable (Type AC) and metal clad cable (Type MC) provide a fast and efficient way of wiring both new construction and remodeling work. Their flexible metal armor provides mechanical protection of the electrical conductors while enabling them to bend around corners. The cables are pre-wired at the factory eliminating the need to pull conductors into a raceway, which in turn greatly reduces the possibility of conductor damage.

The National Electrical Code® has accepted AC and MC cables for decades, with statistics showing that they have an excellent fire safety record.

Because AC & MC cable can be fished for long distances, it is quick and easy to install. Its own weight can carry it between partitions and it can be run without concern for its contact with pipes or other obstructions.

Wire pullers, fish ropes or tapes, dispensers and lubricants are eliminated. AC & MC cable does the job in less space, with fewer bending restrictions as well as less cutting and connecting than most other wiring products.

Armored cable (Type AC) and Metal Clad cable (Type MC) have a flexible metal armor of similar outward appearance, but that is where the similarity ends. There are major differences in construction and uses permitted.

Armored (Type AC) Cable Construction

As described by the National Electrical Code® Article 320, armored cable Type AC is a “fabricated assembly of insulated conductors in a flexible metallic enclosure.”

Type AC cable is manufactured to UL Standard 4. It consists of 2 to 4 copper conductors in sizes 14 AWG to 1 AWG inside an interlocked metal armor of steel or aluminum construction. Type AC cable can have no more than four insulated conductors plus grounding conductors and cannot be manufactured larger than 1 AWG per UL 4.

A 16 AWG aluminum bonding wire is inside of, and in physical contact with, the metal armor providing a low-impedance fault-return path required for the operation of overcurrent protection devices. The bonding wire is unique to AC cable and allows the outer metal armor in conjunction with the bonding wire to be used as an equipment ground.

It is important to remember that the bare bond wire is not an equipment grounding conductor. It is the bond wire that, in combination with the interlocked metal armor, provides a low impedance equipment grounding path.

Each of the copper conductors is covered with a thermoplastic insulation (THHN with a 90°C rating) and are individually wrapped in a moisture resistant, fire retardant paper.

According to NEC® Article 320.40, an insulated (anti-short) bushing is required when installing Type AC cable. It is installed at the time of termination and designed to protect the conductors from damage. Kaf-Tech provides bushings in bags packaged with the cable.

Metal Clad (Type MC) Cable Construction

As described by NEC® Article 330, Metal Clad Type MC cable is a “factory assembly of one or more insulated circuit conductors with or without optical fiber members enclosed in an armor of interlocked metal tape or a smooth or corrugated metallic sheath.”

Traditional Type MC cable is manufactured to UL Standard 1569. MC cables have 2 or more solid or stranded conductors in sizes 18 AWG and larger. The number of conductors allowed in an MC cable is not restricted by UL. The conductors may be of copper, aluminum or copper-clad aluminum.

The metal armor may be a smooth tube, a corrugated tube, or an interlocked metal armor. Kaf-Tech manufactures MC cable with interlocked metal armor and copper conductors. The make-up of Kaf-Tech’ 600 volt interlocked armor traditional MC cable consists of:

- Copper circuit and grounding conductors covered with thermoplastic insulation
- An overall polypropylene cable assembly tape
- An outer galvanized steel or aluminum interlocked armor

Unlike Type AC cable, the armor of interlocked Type MC cable is not an equipment grounding means and traditional Type MC cable requires a bare or green grounding conductor.

Differences between AC and traditional MC cables

	TYPE AC CABLE	TYPE MC CABLE
NUMBER OF CONDUCTORS	Limited to a maximum of 4 conductors plus a grounding conductor	Not limited to the number of conductors.
SIZE OF CONDUCTORS	14 AWG to 1 AWG	18 AWG or larger
GROUNDING	Contains a 16 AWG bond wire in constant contact with the metal armor allowing the armor and bond wire combination to be used as an equipment ground.	Does not contain a bonding wire and the armor is not an equipment ground, but supplements the internal grounding conductor equaling one grounding path.
CONDUCTOR WRAPPING	Individual conductors are wrapped in a moisture resistant, fire retardant paper.	Individual conductors are not wrapped in fire Retardant paper but do have an overall polypropylene assembly tape.

Along with these differences in construction, there are also differences in the uses permitted for these cables as discussed previously. (See pages 14 and 15 for installation details on new MCI-A type MC cables.)

Green Hospital Grade Type Cable

This additional ground allows HCF cables to be used in patient care areas of health care facilities (other than hazardous locations) including hospitals, nursing homes, dental offices, outpatient facilities and medical centers per NEC® 517.13.

The separate green grounding conductor satisfies the requirement of Article 517 that:

“In an area used for patient care, the grounding terminals of all receptacles and all non-current-carrying conductive surfaces of fixed electric equipment likely to become energized that are subject to personal contact, operating at over 100 volts, shall be grounded by an insulated copper conductor.”

The armor and bonding strip combination satisfies the requirement that:

“...all branch circuits serving patient care areas shall be provided with a ground path for fault current by installation in a metal raceway system or cable assembly. The metal raceway system, or cable armor or sheath assembly, shall itself qualify as an equipment grounding return path in accordance with Section 250.118.”

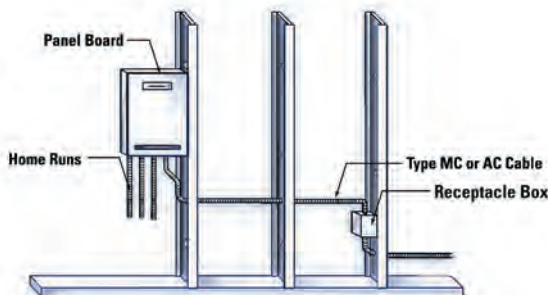
(NOTE: Read NEC® 517.30(C)(3)(3) for complete details on wiring of emergency healthcare circuits).

Installing AC & MC Cable

Type AC & MC cable is installed after the rough-in phase of locating and setting all boxes and enclosures. Rough-in occurs when all the interior and exterior walls are framed but before the sheet rock is installed.

The first step in the rough-in phase is to determine the number of home run circuits and from where the wiring will originate. Once this is done, time should be taken to determine the best and shortest routes for each cable run. Long runs of spider web type routing not only require more cable, but also increase voltage drop. This is very important to consider when locating boxes for receptacles, lights and switches. If long runs are required, oversizing the circuit conductors is recommended to limit voltage drop.

MC or AC Cable Installation



AC & MC cable is available on reels and in coils. If using a reel, simply draw the cable from the end of the reel. If using a coil, draw the cable from the center of the coil to prevent kinking.



Bridging Cable Across Open Spaces

In general, AC and MC cable must hug the surface it is wired over. The NEC® prohibits bridging across open spaces with the following five exceptions:

- 1) When the cable is fished.
- 2) When flexibility is required, a box may be installed near a motor or appliance using a short piece of free AC cable up to 24 inches long, between the box and motor or appliance.
- 3) Lengths of not more than 6 feet from the last point of support for connections within an accessible ceiling to lighting fixtures or equipment.
- 4) Where installed in cable trays.
- 5a) For Type AC cable in other than vertical runs through holes or notches in framing members where distance between members does not exceed 4½ feet and is securely fastened in place by an approved means within 12 inches of each box, cabinet, conduit body or other cable termination.
- 5b) For Type MC cable in other than vertical runs through holes or notches in framing members where the distance between members does not exceed 6 feet. Cables containing four or fewer conductors sized no larger than AWG 10 must be secured within 12 inches of each box, cabinet, fitting or other cable termination.

Bending Radius


Care should be taken not to exceed the bending radius of the cables when routing around corners. According to NEC® Article 320.24, for AC cable, the radius of the curve of the inner edge of any bend shall not be less than 5 times the diameter of the cable. NEC® Article 330.24(B) states that for MC Cable, the radius shall not be less than 7 times the external diameter of the cable.




Supporting AC & MC Cables

All cable runs must be continuous from outlet to outlet. According to NEC® Article 320.30, AC cable must be supported and secured at intervals of 4 1/2 feet or less (unless routed through a framing member) and within 12 inches of every termination.

Supporting Type AC Cable



Supporting Type MC Cable



As noted, AC and MC cable support requirements are waived when the cable is fished. This is a major advantage of AC and MC cable in remodeling work over other wiring products that cannot be fished.

AC and MC cable may also be installed in cable tray, per NEC® Article 392. Cable is only required to be secured in this installation for vertical runs.

Terminating AC & traditional MC Cables

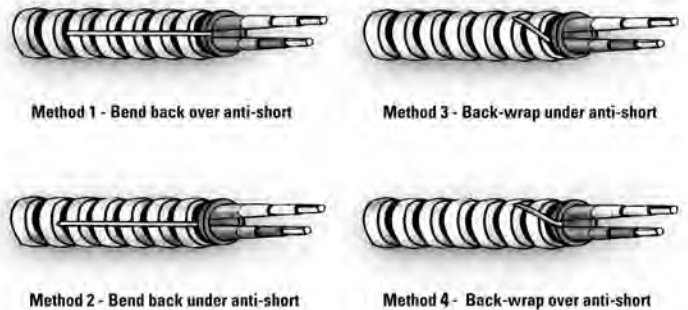
When terminating or splicing at a junction, outlet or switch box, cut the cable so that 6 inches of free conductor is left for connections or splices. Use an approved connector and insure a proper bond by firmly tightening the connectors to both the box and the cable. Please note, set screw connectors cannot be used with aluminum armor Type AC cable.

To terminate an AC cable, insert an anti-short bushing and bend back the exposed length of bonding wire. The bonding wire can be bent back before or after the bushing is inserted. There are several techniques used for this procedure as pictured on this page.



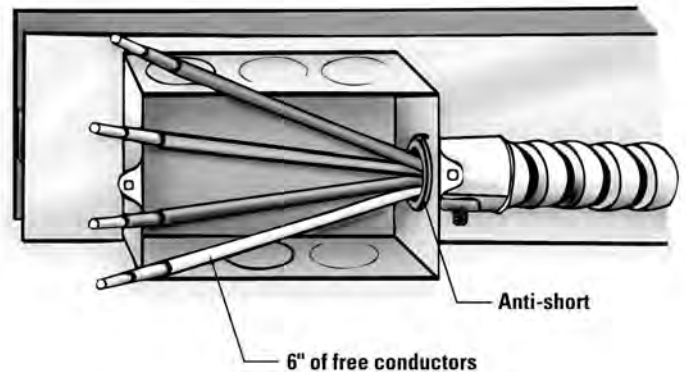
Insert the cable into the connector and secure the connector into the box. Be sure that the anti-short bushing is plainly visible in the connector for easy inspection. The same procedure is followed for traditional MC cable with the exception that there is no bonding wire. Although anti-short bushings are only required by the NEC® for AC cable, some manufacturers supply them for both cable types in the event that local codes override the NEC®.

Preparing AC Cable for Termination



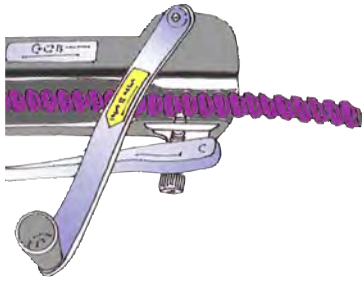
(Bond wire may also be cut off at the end of the armor)

Terminating AC & traditional MC Cables



MC cable installed in a box with 6 inches of free conductors left for connections or splices.

Installation Instructions MC-Quik® Type MC Cable




1. Cut the cable to length needed and remove armor approximately 6-inches from end using a rotary cutting tool designed for use with Interlocked Metal-Clad Cable and remove armor.



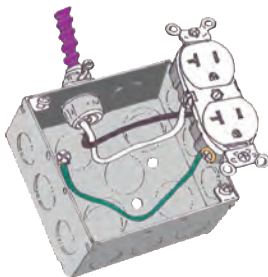
2. Separate the bare aluminum grounding/bonding conductor from the cable assembly by folding the bare aluminum grounding/bonding conductor back approximately 120°.



3. Cut the aluminum bare grounding/bonding conductor flush with the end of the armor using a suitable tool.



4. Use a fitting identified and listed* for use with a Metal-Clad Interlocking Armor Ground Cable (Type MCI-A), install the fitting per the manufacturer's instructions.

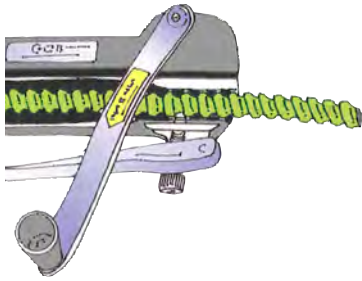


5. Bond the cable, fitting, box and wiring devices, as applicable, to provide an effective ground-fault current path.


NOTES:

1. The combination of the metal armor and the bare aluminum grounding/bonding conductor is the effective ground-fault path in accordance with NEC® 250.118(10)(b).
2. OPTIONAL INSTALLATION METHOD: Although not required, the bare aluminum grounding/bonding conductor may be terminated inside the box or enclosure provided the splices, connectors or terminations are suitable for the material of the conductor(s) to be used per NEC® 110.14.
3. *The fitting must be listed and marked for use with "Metal-Clad Interlocking Ground Cable Type" or "MCI-A" where the armor is a component of the equipment grounding path.
4. Cable has one grounding means - armor/bond-ground wire combination.

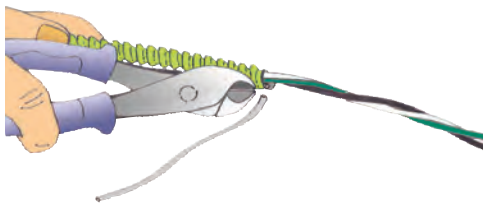
Installation Instructions MC-Stat® Type MC Cable




1. Cut the cable to length needed and remove armor approximately 6-inches from end using a rotary cutting tool designed for use with Interlocked Metal-Clad Cable and remove armor.



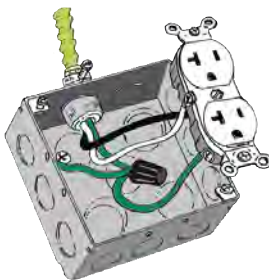
2. Separate the bare aluminum grounding/bonding conductor from the cable assembly by folding the bare aluminum grounding/bonding conductor back approximately 120°.



3. Cut the bare aluminum grounding/bonding conductor flush with the end of the armor using a suitable tool.



4. Use a fitting identified and listed* for use with a Metal-Clad Interlocking Armor Ground Cable (Type MCI-A), install the fitting per the manufacturer's instructions.



5. Bond the cable, fitting, box and wiring device, as applicable, to provide an effective ground-fault current path to comply with NEC® 517.13(A). Terminate the Green equipment grounding conductor to the device, the grounding screw or other grounding connection to comply with NEC® 517.13(B).

NOTES:

1. The combination of the metal armor and the bare aluminum grounding/bonding conductor is the effective ground-fault path in accordance with NEC® 250.118(10)(b).
2. OPTIONAL INSTALLATION METHOD: Although not required, the bare aluminum grounding/bonding conductor may be terminated inside the box or enclosure provided the splices, connectors or terminations are suitable for the material of the conductor(s) to be used per NEC® 110.14.
3. *The fitting must be listed and marked for use with "Metal-Clad Interlocking Ground Cable Type" or "MCI-A" where the armor is a component of the equipment grounding path.
4. The green insulated equipment grounding conductor is an effective ground-fault current path in accordance with NEC® 250.118(1).
5. Cable has two (2) grounding means:
 - (1) Armor/Bond-ground wire combination in accordance with 250.118(10)(b)
 - (2) Green insulated grounding conductor in accordance with 250.118(1).

Kaf-Tech's Custom Armoring Options

Kaf-Tech offers a wide range of custom armoring options to suit a variety of application specific needs. Custom Armoring Services from Kaf-Tech gives you better field performance by adding a layer or more with protective armors. Whether the application calls for power or fiber optic armor protection, electrical distribution or data applications, Kaf-Tech is ready to service your requirements.

Kaf-Tech's Custom Armoring Services provide steel strength protection and more. We can extrude color coded non-metallic coverings for moisture protection, plenum and riser environments and/or extremes in temperature, along with the mechanical strength of steel. Whatever your requirements may be, Kaf-Tech is ready with quick lead times and quality.

Kaf-Tech delivers and is dedicated to providing improved field productivity, minimized down times and easy cable identification.

Call today to find out about Kaf-Tech's Custom Armoring Services – 508-985-1233

CPID Cable Protection

Cable Protection Identification (CPID™) refers to Kaf-Tech's process of adding a protective inter-locking armor to customer supplied core (wire, cable or fiber optic).

As an option, an outer jacket of specially formulated PVC can be added to provide further protection.

CPID can often eliminate the costly and time consuming process of installing cable into conventional raceways.

Cables can be combined to further reduce installation costs.





Conduit Systems	Cable Systems	Cable Tray Systems	Framing Systems
<p>Steel Conduit</p> <ul style="list-style-type: none"> E-Z Pull® & True Color™ EMT EMT Elbows IMC Rigid (GRC) GRC Elbows, Nipples & Couplings <p>Kwik Products</p> <ul style="list-style-type: none"> Kwik-Fit® EMT (built-in set-screw coupling) Kwik-Couple® IMC/GRC (built-in rotating coupling) Kwik-Fit® Compression EMT <p>Aluminum Conduit</p> <ul style="list-style-type: none"> Rigid Aluminum Elbows Aluminum Couplings <p>PVC</p> <ul style="list-style-type: none"> Schedule - 40 & 80 Rigid PVC EB/DB Duct PVC Elbows Fittings, Spacers & Accessories <p>Columbia-MBF™</p>	<p>AC & MC Cable</p> <ul style="list-style-type: none"> MC Luminary Cable® MC Luminary Jacketed Cable® MC Luminary Multizone Lite™ Cable MC Luminary HCF™ Lite Cable MC TUFF® Lightweight Steel (MC) Cable MC TUFF® IG (MC) Cable with Isolated Ground MC Lite® Metal Clad Aluminum (MC) Cable MC-Quik® (MC) Cable MC-Stat® (MC) Cable MC-Plus® (MC) Cable HCF-90® & HCF-Lite™ AC-90® & AC-Lite™ Fire Alarm® Cable Home Run Cable® Parking Deck/Lot Cable® Super Neutral Cable® <p>Flexible Conduit</p> <ul style="list-style-type: none"> LIQUID-TUFF® Liquid-Tight Flexible Conduit Full and Reduced Wall Flexible Metal Conduit <p>AFC Fittings</p> <ul style="list-style-type: none"> EMT Steel Compression & Set-Screw Fittings Liquid-Tight Metallic & Non-Metallic Fittings MC/AC Cable Connectors <p>AFC Accessories</p> <ul style="list-style-type: none"> Light, Power, & Appliance Whips Bare Armored Ground Pack N Roll™ MC Snapit™ Tripod Hand Cart <p>ACS/Uni-Fab™</p>	<p>Aluminum Tray</p> <ul style="list-style-type: none"> Aluminum Ladder Tray Aluminum Trof Tray Aluminum Channel Aluminum Fittings <p>Steel Tray</p> <ul style="list-style-type: none"> Steel Ladder Tray Steel Trof Tray Steel Channel Steel Fittings <p>I-Beam™ Cable Tray</p> <ul style="list-style-type: none"> I-BEAM™ Aluminum Tray I-BEAM™ Accessories <p>Fiberglass Tray</p> <ul style="list-style-type: none"> Cope-glas™ Fiberglass Tray Fiberglass Fittings Fiberglass Support Systems <p>Other Cope Products</p> <ul style="list-style-type: none"> Covers Barrier Strips Grounding Equipment Seismic Hold-Downs Support Systems <p>Wire Basket</p> <ul style="list-style-type: none"> Wire Basket Tray Wire Basket Accessories <p>HeritagePlastics™</p>	<p>Channel</p> <ul style="list-style-type: none"> Steel Channel Aluminum Channel Stainless Steel Channel Fiberglass Channel Junior Channel <p>Fittings & Accessories</p> <ul style="list-style-type: none"> Beam Clamps Channel Fittings Pipe & Conduit Clamps Threaded Rods Fiberglass Fittings Electrical Fittings Concrete Inserts Trolley Systems <p>Finishes</p> <ul style="list-style-type: none"> Pre-Galvanized Channel Green Channel Hot-Dip Galv. Channel Gold Channel Unistrut Defender™ Channel <p>Gratings</p> <p>Roof Walks</p> <p>Solar Products</p> <p>Telestrut® Telescoping Strut System</p> <p>UniPier® Rooftop Supports</p>
<p>Conduit Systems Canada</p>	<p>Modular Wiring Systems</p>	<p>PVC</p>	
<p>All items listed above, plus Aluminum Nipples and except for the following:</p> <ul style="list-style-type: none"> IMC Kwik-Couple IMC PVC 	<p>ACS/Uni-Fab</p> <ul style="list-style-type: none"> Modular Lighting Systems Raised Floor Assemblies Pre-Fab Assemblies 	<p>PVC</p> <ul style="list-style-type: none"> Schedule - 40 & 80 Rigid PVC EB/DB Duct PVC Elbows Fittings, Spacers & Accessories 	

www.alliedeg.us
www.columbia-mbf.ca

www.afcweb.com
www.kaf-tech.com

www.copecabletray.com
www.heritageplastics.com

www.unistrut.com
www.power-strut.com

960 Flaherty Drive
New Bedford, MA 02745
TOLL FREE / 800-757-6996
FAX / 508-998-1447

www.kaf-tech.com



UNISTRUT®



RAZOR RIBBON®

FLEXHEAD INDUSTRIES®



Columbia-MBF™

COPE®



UNISTRUT Construction®



TECTRONTube®



SprinkFLEX®



KAF-TECH®

SCI STEEL COMPONENTS INC.