



**MAXIM**<sup>®</sup>  
L I G H T I N G

BATH VANITY  
COLLECTIONS



**MAXIM**<sup>®</sup>  
L I G H T I N G

# TABLE OF CONTENTS

|                   |        |                 |    |
|-------------------|--------|-----------------|----|
| Allentown.....    | 52     | Infinity.....   | 58 |
| Angle.....        | 46     | Linda.....      | 62 |
| Asiana.....       | 55     | Linear.....     | 39 |
| Aurora.....       | 72     | Logan.....      | 64 |
| Avant.....        | 17     | Lola.....       | 18 |
| Axis.....         | 66     | Luminous.....   | 57 |
| Ballord.....      | 25     | Malaga.....     | 63 |
| Basix.....        | 74     | Manor.....      | 59 |
| Basix EE.....     | 75     | Meteor.....     | 30 |
| Bayview.....      | 45     | Mod.....        | 13 |
| Bejewel.....      | 28     | Motion.....     | 23 |
| Bel Air.....      | 69     | New School..... | 38 |
| Bravado.....      | 4      | Newport.....    | 71 |
| Brentwood.....    | 49     | Novus.....      | 61 |
| Candella.....     | 8      | Oak Harbor..... | 51 |
| Centenial.....    | 7      | Peak.....       | 3  |
| Curlicue.....     | 33     | Picazzo.....    | 35 |
| Conical.....      | 15     | Pine Grove..... | 56 |
| Contessa.....     | 11     | Polar.....      | 42 |
| Contour.....      | 68     | Rembrandt.....  | 36 |
| Corona.....       | 65     | Rocco.....      | 48 |
| Crystal.....      | 27     | Rondo.....      | 19 |
| Cubic.....        | 43     | Seafarer.....   | 20 |
| Curl.....         | 5      | Silo.....       | 9  |
| Cylinder.....     | 14     | Soho.....       | 67 |
| Director.....     | 41     | Stefan.....     | 73 |
| Elegante.....     | 53     | Swizzle.....    | 29 |
| Elle.....         | 44     | Symphony.....   | 54 |
| Essence.....      | 47     | Sync.....       | 12 |
| Essentials.....   | 70, 77 | Tetra.....      | 21 |
| Essential EE..... | 76     | Tier.....       | 16 |
| Finesse.....      | 50     | Trim.....       | 37 |
| Fremont.....      | 60     | Unity.....      | 26 |
| Fringe.....       | 1      | Vanity.....     | 40 |
| Groove.....       | 2      | Vista.....      | 31 |
| Hollow.....       | 22     |                 |    |
| Ice.....          | 6      |                 |    |
| Image.....        | 32     |                 |    |



# FRINGE

- Unique Clear Wave pressed glass shades
- Polished Chrome finish metal
- High Powered Integrated AC LED
- 3000K Color Temperature, CRI 80+
- Dimmable with Electronic Low Voltage Dimmer



9061CWPC

A



9063CWPC

B



9064CWPC

C



9065CWPC

D

|   | ITEM# | LAMPING                           | DIMENSION                 | HCO   | CRI | LUMENS | Additional Info. |
|---|-------|-----------------------------------|---------------------------|-------|-----|--------|------------------|
| A | 9061  | 1 x 5W LED COB 3000K (Integrated) | 4.75"W x 4.75"H x 6"Ext.  | 2.25" | 80+ | 350    |                  |
| B | 9063  | 3 x 5W LED COB 3000K (Integrated) | 20.25"W x 4.75"H x 6"Ext. | 2.25" | 80+ | 1050   |                  |
| C | 9064  | 4 x 5W LED COB 3000K (Integrated) | 28.25"W x 4.75"H x 6"Ext. | 2.25" | 80+ | 1400   |                  |
| D | 9065  | 5 x 5W LED COB 3000K (Integrated) | 36.25"W x 4.75"H x 6"Ext. | 2.25" | 80+ | 1750   |                  |

Finish: Clear Wave glass (CW) Polished Chrome (PC)



# GROOVE

- Clear, square Ribbed pressed glass
- Glass shades are adjustable to face parallel with the back plate or with the corner facing out
- Metalwork in Polished Chrome
- 4W G9 LED bulbs included

LED



9073CRPC

B



9074CRPC

C











9075CRPC

D



9071CRPC

A

|   | ITEM # | LAMPING                     | DIMENSION                 | HCO  | CRI | LUMENS | Additional Info.  |
|---|--------|-----------------------------|---------------------------|------|-----|--------|---|
| A | 9071   | 1 x 4W G9 LED 3000K (Incl.) | 4.75"W x 4.75"H x 5"Ext.  | 2.5" | 80+ | 280    |   |
| B | 9073   | 3 x 4W G9 LED 3000K (Incl.) | 20.5"W x 4.75"H x 5"Ext.  | 2.5" | 80+ | 840    |   |
| C | 9074   | 4 x 4W G9 LED 3000K (Incl.) | 28.25"W x 4.75"H x 5"Ext. | 2.5" | 80+ | 1120   |   |
| D | 9075   | 5 x 4W G9 LED 3000K (Incl.) | 36.25"W x 4.75"H x 5"Ext. | 2.5" | 80+ | 1400   |   |

Finish: Clear Ribbed glass (CR) Polished Chrome (PC)

# PEAK

- Clear Ice glass shades sparkle when illuminated
- Metalwork in Polished Chrome
- 4W G9 LED bulbs included

LED



9081CIPC

A



9083CIPC

B











9084CIPC

C



9085CIPC

D

| ITEM#  | LAMPING                     | DIMENSION                   | HCO   | CRI | LUMENS | Additional Info.  |
|--------|-----------------------------|-----------------------------|-------|-----|--------|---|
| A 9081 | 1 x 4W G9 LED 3000K (Incl.) | 4.75"W x 4.75"H x 4.75"Ext. | 2.25" | 80+ | 280    |   |
| B 9083 | 3 x 4W G9 LED 3000K (Incl.) | 19"W x 4.75"H x 4.75"Ext.   | 2.25" | 80+ | 840    |   |
| C 9084 | 4 x 4W G9 LED 3000K (Incl.) | 26"W x 4.75"H x 4.75"Ext.   | 2.25" | 80+ | 1120   |   |
| D 9085 | 5 x 4W G9 LED 3000K (Incl.) | 33"W x 4.75"H x 4.75"Ext.   | 2.25" | 80+ | 1400   |   |

Finish: Clear Ice glass (CI) Polished Chrome (PC)

# BRAVADO

- Clear Ice glass shades sparkle when illuminated
- Polished Chrome or Golden Bronze finish options
- 4W G9 LED light bulbs included

LED



9043 CIGO, CIPC

B



9044 CIGO, CIPC

C



9045 CIGO, CIPC

D



9041 CIGO, CIPC

A

| ITEM#  | LAMPING                     | DIMENSION                | HCO   | CRI | LUMENS | Additional Info. |
|--------|-----------------------------|--------------------------|-------|-----|--------|------------------|
| A 9041 | 1 x 4W G9 LED 3000K (Incl.) | 4.75"W x 6"H x 4.25"Ext. | 3.25" | 80+ | 280    |                  |
| B 9043 | 3 x 4W G9 LED 3000K (Incl.) | 19"W x 6"H x 4.25"Ext.   | 3.25" | 80+ | 840    |                  |
| C 9044 | 4 x 4W G9 LED 3000K (Incl.) | 26"W x 6"H x 4.25"Ext.   | 3.25" | 80+ | 1120   |                  |
| D 9045 | 5 x 4W G9 LED 3000K (Incl.) | 33"W x 6"H x 4.25"Ext.   | 3.25" | 80+ | 1400   |                  |

Finish Options: Clear Ice glass (CI) Golden Bronze (GO) Polished Chrome (PC)



# CURL

- Heavy Piastra-style Rolled glass
- Polished Chrome metal supports
- Dimmable with ELV dimmer
- ADA compliant
- CRI 90+



**39681RRPC**

**A**



**39683RRPC**

**B**



**39685RRPC**


**C**

| ITEM#   | LAMPING                        | DIMENSION                | LUMENS |       |      | Additional Info. |
|---------|--------------------------------|--------------------------|--------|-------|------|------------------|
|         |                                |                          | CRI    | INIT. | DEL. |                  |
| A 39681 | 2 x 5W LED 3000K (Integrated)  | 7"W x 5.5"H x 3.25"Ext.  | 90+    | 550   | 322  |                  |
| B 39683 | 6 x 5W LED 3000K (Integrated)  | 24"W x 5.5"H x 3.25"Ext. | 90+    | 1650  | 966  |                  |
| C 39685 | 10 x 5W LED 3000K (Integrated) | 41"W x 5.5"H x 3.25"Ext. | 90+    | 2750  | 1610 |                  |

Finish: Piastra Rolled glass (RR) Polished Chrome (PC)

# ICE

- Blocks of Piastra-style Iceberg Glass
- Useful up light and additional down light
- Polished Chrome Metal Supports
- 3000K Color Temperature
- CRI 90+



**39621IBPC**

**A**



**39622IBPC**

**B**



**39623IBPC**

**C**



**39624IBPC**

**D**

| ITEM#   | LAMPING                       | DIMENSION           | LUMENS |       |      | Additional Info. |
|---------|-------------------------------|---------------------|--------|-------|------|------------------|
|         |                               |                     | CRI    | INIT. | DEL. |                  |
| A 39621 | 2 x 7W LED 3000K (Integrated) | 9"W x 6"H x 3"Ext.  | 90+    | 770   | 451  |                  |
| B 39622 | 4 x 7W LED 3000K (Integrated) | 19"W x 6"H x 3"Ext. | 90+    | 1595  | 934  |                  |
| C 39623 | 6 x 7W LED 3000K (Integrated) | 28"W x 6"H x 3"Ext. | 90+    | 2420  | 1417 |                  |
| D 39624 | 8 x 7W LED 3000K (Integrated) | 37"W x 6"H x 3"Ext. | 90+    | 3355  | 1964 |                  |

Finish Options: Iceberg glass (SW) Polished Chrome (PC)

# CENTENIAL

- Polished Nickel finish
- Oversized and tailed wall sconces
- Pictured with MB Torpedo shaped bulb

NEW



20479CLPN  
A



20474CLPN  
B



20475CLPN  
C



20476CLPN  
D

| ITEM#   | LAMPING            | DIMENSION               | HCO    | Additional Info. |
|---------|--------------------|-------------------------|--------|------------------|
| A 20479 | 1 x 60W MB, Incan. | 6.25"W x 22"H x 7"Ext.  | 11.25" |                  |
| B 20474 | 2 x 60W MB, Incan. | 18"W x 16"H x 6.75"Ext. | 10.5"  |                  |
| C 20475 | 3 x 60W MB, Incan. | 24"W x 16"H x 6.75"Ext. | 10.5"  |                  |
| D 20476 | 4 x 60W MB, Incan. | 30"W x 16"H x 6.75"Ext. | 10.5"  |                  |

Finish: Clear glass (CL) Polished Nickel (PN)



# CANDELLA

Chestnut Bronze body with Gold painted reflectors •  
Matching Fandelier •



**30291CHBGLD**

**A**








**30292CHBGLD**

**B**



**30293CHBGLD**

**C**

| ITEM#          | LAMPING            | DIMENSION                | HCO Additional Info.   |
|----------------|--------------------|--------------------------|--|
| <b>A</b> 30291 | 1 x 60W CA, Incan. | 5"W x 16.5"H x 4.5"Ext.  | 8.5"   |
| <b>B</b> 30292 | 2 x 60W CA, Incan. | 10"W x 16.5"H x 4.5"Ext. | 8.5"   |
| <b>C</b> 30293 | 3 x 60W CA, Incan. | 24"W x 9.5"H x 6"Ext.    | 3.5"   |

Finish: Chestnut Bronze/Gold (CHBGLD)



# SILO

G9, Xenon Bulbs Included •  
Optional LED G9 bulbs available •



23072CLFTPC

**B**



23073CLFTPC

**C**



23074CLFTPC

**D**



23071CLFTPC

**A**



23076CLFTPC

**E**

*(LED Option)*  
BUL-2.9W-G9-CL-120V-835  
G9 LED Bulb  
2.9W  
Color Temperature: 3500K  
Total Rated Lumens: 189  
Life Rated: 25,000 Hours  
CRI: 75  
Dimmable

|          | ITEM# | LAMPING                   | DIMENSION               | Additional Info. |
|----------|-------|---------------------------|-------------------------|------------------|
| <b>A</b> | 23071 | 1 x 40W G9, Xenon (Incl.) | 5"W x 7.5"H x 4.5"Ext.  |                  |
| <b>B</b> | 23072 | 2 x 40W G9, Xenon (Incl.) | 14"W x 7.5"H x 4.5"Ext. |                  |
| <b>C</b> | 23073 | 3 x 40W G9, Xenon (Incl.) | 21"W x 7.5"H x 4.5"Ext. |                  |
| <b>D</b> | 23074 | 4 x 40W G9, Xenon (Incl.) | 27"W x 7.5"H x 4.5"Ext. |                  |
| <b>E</b> | 23076 | 6 x 40W G9, Xenon (Incl.) | 40"W x 7.5"H x 4.5"Ext. |                  |

Finish: Clear glass (CL) Frosted glass (FT) Polished Chrome (PC)



# CONTESSA

- Incandescent
- Rectangular tubing
- Natural Aged Brass finish
- Soft diffused light



22413SWNAB

B



22411SWNAB

A



22414SWNAB

C



22415SWNAB

D

| ITEM# | LAMPING                | DIMENSION               | Additional Info. |
|-------|------------------------|-------------------------|------------------|
| A     | 1 x 40W CA E12, Incan. | 5"W x 10"H x 4"Ext.     |                  |
| B     | 3 x 40W CA E12, Incan. | 20.75"W x 10"H x 4"Ext. |                  |
| C     | 4 x 40W CA E12, Incan. | 28.75"W x 10"H x 4"Ext. |                  |
| D     | 5 x 40W CA E12, Incan. | 36.75"W x 10"H x 4"Ext. |                  |

Finish: Satin White glass(SW) Natural Aged Brass(NAB)

# SYNC

- Dimmable LED
- 3000K Color Temperature
- Indirect LED up light
- Direct LED down light
- Clear outer glass with solid bubble glass interior
- CRI 80+

LED



20903CLPC

C



20901CLPC

A



20902CLPC

B



20904CLPC

D



20906CLPC

E


| ITEM#   | LAMPING                             | DIMENSION               | CRI | Additional Info. |
|---------|-------------------------------------|-------------------------|-----|------------------|
| A 20901 | 1 x 2.4W LED PCB 3000K (Integrated) | 5"W x 7.5"H x 5"Ext.    | 80+ |                  |
| B 20902 | 2 x 2.4W LED PCB 3000K (Integrated) | 14"W x 7.5"H x 5"Ext.   | 80+ |                  |
| C 20903 | 3 x 2.4W LED PCB 3000K (Integrated) | 21"W x 7.5"H x 5"Ext.   | 80+ |                  |
| D 20904 | 4 x 2.4W LED PCB 3000K (Integrated) | 27"W x 7.5"H x 5"Ext.   | 80+ |                  |
| E 20906 | 6 x 2.4W LED PCB 3000K (Integrated) | 40.5"W x 7.5"H x 5"Ext. | 80+ |                  |

Finish: Clear glass (CL) Polished Chrome (PC)

# MOD

- Contemporary swooping metal frame
- Dual Frosted and Clear glass
- 3000K Color Temperature
- CRI 90+
- Dimmable with Triac Dimmer

LED



30263CLFTSN

C












30261CLFTSN

A



30262CLFTSN

B

| ITEM# | LAMPING                                 | DIMENSION                    | CRI | LUMENS |      | Additional Info.  |
|-------|---|------------------------------|-----|--------|------|---|
|       |   |                              |     | INIT.  | DEL. |   |
| A     | 30261   1 x 8W LED 3000K (Integrated)   | 5"W x 6.75"H x 7.75"Ext.     | 90+ | 750    | 580  |    |
| B     | 30262   2 x 7.5W LED 3000K (Integrated) | 14.25"W x 6.75"H x 7.75"Ext. | 90+ | 1300   | 1100 |    |
| C     | 30263   3 x 7.5W LED 3000K (Integrated) | 22"W x 6.75"H x 7.75"Ext.    | 90+ | 2100   | 1700 |    |

Finish: Clear glass(CL) Frosted glass(FT) Satin Nickel(SN)



# CYLINDER

Can be mounted up and down •



9053SWSN

C



9051SWSN

A



9052SWSN

B



9054SWSN

D

|   | ITEM# | LAMPING           | DIMENSION                  | Additional Info. |
|---|-------|-------------------|----------------------------|------------------|
| A | 9051  | 1 x 60W MB, Incan | 4"W x 9.5"H x 5.5"Ext.     |                  |
| B | 9052  | 2 x 60W MB, Incan | 12.5"W x 9.5"H x 5.25"Ext. |                  |
| C | 9053  | 3 x 60W MB, Incan | 20.5"W x 9.5"H x 5.25"Ext. |                  |
| D | 9054  | 4 x 60W MB, Incan | 29"W x 9.5"H x 5.25"Ext.   |                  |

Finish: Satin White glass (SW) Satin Nickel (SN)

# CONICAL

- Suitable for Damp Location
- Incandescent
- Standard Dimmable



9011 SWPC, SWSN

A



9012 SWPC, SWSN

B











9013 SWPC, SWSN

C



9014 SWPC, SWSN

D

| ITEM#  | LAMPING            | DIMENSION                   | Additional Info.  |
|--------|--------------------|-----------------------------|---|
| A 9011 | 1 x 60W MB, Incan. | 4.25"W x 6.5"H x 6.25"Ext.  |   |
| B 9012 | 2 x 60W MB, Incan. | 13"W x 6.5"H x 6.25"Ext.    |   |
| C 9013 | 3 x 60W MB, Incan. | 19"W x 6.5"H x 6.25"Ext.    |   |
| D 9014 | 4 x 60W MB, Incan. | 26.25"W x 6.5"H x 6.25"Ext. |   |

Finish Options: Satin White glass(SW) Polished Chrome(PC) Satin Nickel(SN)

# TIER

Frosted glass supported by Polished Chrome rings •  
Damp location rated •



2132FTPC

B



2133FTPC

C











2134FTPC

D



2131FTPC

A

|   | ITEM# | LAMPING            | DIMENSION                   | Additional Info.  |
|---|-------|--------------------|-----------------------------|---|
| A | 2131  | 1 x 60W MB, Incan. | 4.75"W x 9.5"H x 6.25"Ext.  |   |
| B | 2132  | 2 x 60W MB, Incan. | 14"W x 9.5"H x 6.25"Ext.    |   |
| C | 2133  | 3 x 60W MB, Incan. | 22.5"W x 9.5"H x 6.25"Ext.  |   |
| D | 2134  | 4 x 60W MB, Incan. | 30.75"W x 9.5"H x 6.25"Ext. |   |

Finish: Frosted glass (FT) Polished Chrome (PC)

# AVANT

- Satin White glass shades
- Polished Chrome finish
- G9 Xenon bulbs included



**22021SWPC**

**A**



**22023SWPC**

**B**



**22024SWPC**

**C**



**22026SWPC**

**D**

| ITEM#          | LAMPING                   | DIMENSION                 | HCO   | LUMENS | Additional Info. |
|----------------|---------------------------|---------------------------|-------|--------|------------------|
| <b>A</b> 22021 | 1 x 40W G9, Xenon (Incl.) | 4.5"W x 5.75"H x 5"Ext.   | 3.25" | 490    |                  |
| <b>B</b> 22023 | 3 x 40W G9, Xenon (Incl.) | 18"W x 5.75"H x 5"Ext.    | 3.25" | 1470   |                  |
| <b>C</b> 22024 | 4 x 40W G9, Xenon (Incl.) | 23.5"W x 5.75"H x 5"Ext.  | 3.25" | 1960   |                  |
| <b>D</b> 22026 | 6 x 40W G9, Xenon (Incl.) | 34.75"W x 5.75"H x 5"Ext. | 3.25" | 2940   |                  |

Finish: Satin White glass (SW) Polished Chrome (PC)





• Optional LED G9 bulbs available




9021SWPN

A



9022SWPN

B



9023SWPN

C



9024 DWOI, SWPN

D



## LOLA

- Suitable for Damp Location
- G9, Xenon Bulbs Included
- 2900K Color Temperature



| ITEM#  | LAMPING                   | DIMENSION                 | Additional Info. |
|--------|---------------------------|---------------------------|------------------|
| A 9021 | 1 x 40W G9, Xenon (Incl.) | 5.5"W x 7"H x 3.75"Ext.   |                  |
| B 9022 | 2 x 40W G9, Xenon (Incl.) | 13.75"W x 7"H x 3.75"Ext. |                  |
| C 9023 | 3 x 40W G9, Xenon (Incl.) | 22.25"W x 7"H x 3.75"Ext. |                  |
| D 9024 | 4 x 40W G9, Xenon (Incl.) | 30.75"W x 7"H x 3.75"Ext. |                  |

Finish: Dusty White glass (DW) with Oil Rubbed Bronze(OI) or Satin White glass (SW) with Polished Nickel (PN)

# RONDO

- Incandescent
- Diffuser Included



**12761 WTOI, WTPN**

**A**



**12762 WTOI, WTPN**

**B**



**12763 WTOI, WTPN**

**C**



**12764 WTOI, WTPN**

**D**

| ITEM#   | LAMPING           | DIMENSION                    | Additional Info. |
|---------|-------------------|------------------------------|------------------|
| A 12761 | 1 x 60W CA, Incan | 6.5"W x 8.5"H x 7.5"Ext.     |                  |
| B 12762 | 2 x 60W CA, Incan | 16.75"W x 8.25"H x 7.75"Ext. |                  |
| C 12763 | 3 x 60W CA, Incan | 26.25"W x 8.25"H x 7.75"Ext. |                  |
| D 12764 | 4 x 60W CA, Incan | 36.25"W x 8.25"H x 7.75"Ext. |                  |

Finish Options: White shade (WT) Oil Rubbed Bronze (OI) Polished Nickel (PN)

# SEAFARER

- Clear Seedy Glass
- Metalwork finished in Oil Rubbed Bronze or Polished Chrome
- Pair with early Edison bulbs to complete the look



26111 CDOI, CDPC

A



26112 CDOI, CDPC

B



26113 CDOI, CDPC

C



26114 CDOI, CDPC

D

**Optional Vintage Bulb**  
**BUI-60W-ST64-E26-CL-120V**  
 Antique Light Bulb  
 Max Wattage: 60  
 • Sold Separately



|   | ITEM# | LAMPING            | DIMENSION            | HCO   | Additional Info. |
|---|-------|--------------------|----------------------|-------|------------------|
| A | 26111 | 1 x 60W MB, Incan. | 6"W x 8.5"H x 7"Ext. | 3.5"  |                  |
| B | 26112 | 2 x 60W MB, Incan. | 15"W x 10"H x 7"Ext. | 2.25" |                  |
| C | 26113 | 3 x 60W MB, Incan. | 24"W x 10"H x 7"Ext. | 2.25" |                  |
| D | 26114 | 4 x 60W MB, Incan. | 33"W x 10"H x 7"Ext. | 2.25" |                  |

Finish Options: Seedy glass (CD) Oil Rubbed Bronze (OI) Polished Chrome (PC)

# TETRA

- Available finishes: Satin Nickel with white Linen glass or Polished Chrome with Satin White glass
- Square glass



**2151 LNSN, SWPC**

**A**



**2152 LNSN, SWPC**

**B**



**2153 LNSN, SWPC**

**C**



**2154 LNSN, SWPC**

**D**

|          | ITEM# | LAMPING            | DIMENSION           | HCO   | Additional Info. |
|----------|-------|--------------------|---------------------|-------|------------------|
| <b>A</b> | 2151  | 1 x 60W MB, Incan. | 5"W x 9"H x 6"Ext.  | 5.5"  |                  |
| <b>B</b> | 2152  | 2 x 60W MB, Incan. | 14"W x 9"H x 6"Ext. | 6.25" |                  |
| <b>C</b> | 2153  | 3 x 60W MB, Incan. | 22"W x 9"H x 6"Ext. | 6.25" |                  |
| <b>D</b> | 2154  | 4 x 60W MB, Incan. | 30"W x 9"H x 6"Ext. | 6.25" |                  |

Finish Options: Linen glass (LN) with Satin Nickel (SN)  
Satin White glass (SW) with Polished Chrome (PC)

# HOLLOW

- Clear prismatic glass shades •
- Polished Chrome finish •



11322CLPC

B



11323CLPC

C



11324CLPC

D



11321CLPC

A

|   | ITEM# | LAMPING            | DIMENSION            | HCO   | Additional Info. |
|---|-------|--------------------|----------------------|-------|------------------|
| A | 11321 | 1 x 60W MB, Incan. | 6"W x 8"H x 7"Ext.   | 3.75" |                  |
| B | 11322 | 2 x 60W MB, Incan. | 14"W x 10"H x 7"Ext. | 3"    |                  |
| C | 11323 | 3 x 60W MB, Incan. | 23"W x 10"H x 7"Ext. | 3"    |                  |
| D | 11324 | 4 x 60W MB, Incan. | 31"W x 10"H x 7"Ext. | 3"    |                  |


Finish: Clear glass (CL) Polished Chrome (PC)





# MOTION

- Opal White glass balls are suspended from a wave-like metal arm
- Metalwork is finished in Polished Chrome
- Clear G9 Xenon lamps included
- Suitable for damp location



**(LED Option)**  
**BUL-4W-G9-120V-830**  
 G9 LED Bulb  
 4W  
 Color Temperature: 3000K  
 Total Rated Lumens: 400  
 Life Rated: 25,000 Hours  
 Dimmable

**LED**



**27551WTPC**

**A**



**27553WTPC**

**B**



**27554WTPC**

**C**

|          | ITEM# | LAMPING                   | DIMENSION                | HCO  | Additional Info. |
|----------|-------|---------------------------|--------------------------|------|------------------|
| <b>A</b> | 27551 | 1 x 40W G9, Xenon (Incl.) | 7.25"W x 7"H x 6.75"Ext. | 2.5" |                  |
| <b>B</b> | 27553 | 3 x 40W G9, Xenon (Incl.) | 31.5"W x 7"H x 7.5"Ext.  | 2.5" |                  |
| <b>C</b> | 27554 | 4 x 40W G9, Xenon (Incl.) | 43"W x 7.75"H x 7.5"Ext. | 2.5" |                  |

Finish: White glass (WT) Polished Chrome (PC)

# BALLORD

- Available finishes: Polished Chrome with Clear glass or Satin Nickel with Satin White glass
- Up/Down Installation



1111 CLPC, SWSN

A



1112 CLPC, SWSN

B



1113 CLPC, SWSN

C



1114 CLPC, SWSN

D

|   | ITEM# | LAMPING            | DIMENSION           | HCO   | Additional Info. |
|---|-------|--------------------|---------------------|-------|------------------|
| A | 1111  | 1 x 60W MB, Incan. | 6"W x 9"H x 8"Ext.  | 5.25" |                  |
| B | 1112  | 2 x 60W MB, Incan. | 14"W x 9"H x 8"Ext. | 5.25" |                  |
| C | 1113  | 3 x 60W MB, Incan. | 22"W x 9"H x 8"Ext. | 5.25" |                  |
| D | 1114  | 4 x 60W MB, Incan. | 31"W x 9"H x 8"Ext. | 5.25" |                  |

Finish Options: Clear glass (CL) with Polished Chrome (PC)  
Satin White glass (SW) with Satin Nickel (SN)

# UNITY

- Handcrafted glass rods fused together
- 3000K Color Temperature, CRI 80+
- Dimmable with CL Triac Dimmer
- ADA wall sconce



**20832CLPN**

**A**



**20834CLPN**

**B**



**20836CLPN**

**C**

| ITEM#    | LAMPING                                | DIMENSION                 | HCO  | CRI | LUMENS | Additional Info. |
|----------|--|---------------------------|------|-----|--------|------------------|
| <b>A</b> | 20832   14W LED PCB 3000K (Integrated) | 15"W x 5.25"H x 3.25"Ext. | 2.5" | 80+ | 1120   |                  |
| <b>B</b> | 20834   18W LED PCB 3000K (Integrated) | 24"W x 5.25"H x 3.25"Ext. | 2.5" | 80+ | 1440   |                  |
| <b>C</b> | 20836   22W LED PCB 3000K (Integrated) | 32"W x 5.25"H x 3.25"Ext. | 2.5" | 80+ | 1760   |                  |

Finish: Clear glass (CL) Polished Nickel (PN)

# CRYSTOL

- Hand cut Clear crystal goblets
- Polished Nickel body
- High Powered LED
- Dimmable with Triac Dimmer



**24701CLPN**

**A**



**24703CLPN**

**B**



**24704CLPN**

**C**

| ITEM#   | LAMPING                             | DIMENSION                | HCO   | CRI | LUMENS | Additional Info. |
|---------|-------------------------------------|--------------------------|-------|-----|--------|------------------|
| A 24701 | 1 x 4.5W LED PCB 3000K (Integrated) | 4.75"W x 5.75"H x 4"Ext. | 2.25" | 80  | 315    |                  |
| B 24703 | 4 x 4.5W LED PCB 3000K (Integrated) | 18"W x 5.75"H x 4"Ext.   | 2.25" | 80  | 1260   |                  |
| C 24704 | 6 x 4.5W LED PCB 3000K (Integrated) | 30"W x 5.75"H x 4"Ext.   | 2.25" | 80  | 1890   |                  |

Finish: Clear glass (CL) Polished Nickel (PN)



# BEJEWEL

- Custom beveled crystals cause refracting light effect
- Two tone finish: Polished Nickel/Satin Nickel
- Replaceable Maxim G9 LED bulbs provided
- Dimmable with ELV Dimmer



**3037BCPNSN**

**A**



**3039BCPNSN**

**B**

|          | ITEM# | LAMPING                       | DIMENSION               | CRI | LUMENS | Additional Info. |
|----------|-------|-------------------------------|-------------------------|-----|--------|------------------|
| <b>A</b> | 3037  | 7 x 2.3W LED 3500K (Included) | 26.5"W x 5"H x 6.5"Ext. | 90  | 1400   |                  |
| <b>B</b> | 3039  | 9 x 2.3W LED 3500K (Included) | 34"W x 5"H x 6.5"Ext.   | 90  | 1800   |                  |

Finish: Beveled crystal (BC) Polished Nickel/Satin Nickel (PNSN)

# SWIZZLE

- G9, Xenon Bulbs Included



- Optional LED G9 bulbs available



39711CLPC

A



39712CLPC

B



39713CLPC

C

|   | ITEM# | LAMPING                   | DIMENSION           | Additional Info. |
|---|-------|---------------------------|---------------------|------------------|
| A | 39711 | 3 x 40W G9, Xenon (Incl.) | 18"W x 5"H x 5"Ext. |                  |
| B | 39712 | 4 x 40W G9, Xenon (Incl.) | 24"W x 5"H x 5"Ext. |                  |
| C | 39713 | 5 x 40W G9, Xenon (Incl.) | 30"W x 5"H x 5"Ext. |                  |

Finish: Clear glass (CL) Polished Chrome (PC)



# METEOR

- Tubular frame of metal rings with inset Beveled Crystal jewels •
- Dimmable LED in 3000K •
- Available in Rose Gold and Polished Chrome •
- CRI 80+ •
- Can be horizontally or vertically •



**32502 BCPC, BCRG**

**B**



**32503 BCPC, BCRG**

**C**



**32504 BCPC, BCRG**

**D**



**32505 BCPC, BCRG**

**E**



**32500 BCPC, BCRG**


**A**

|   | ITEM# | LAMPING                        | DIMENSION               | HCO  | CRI | LUMENS | Additional Info. |
|---|-------|--------------------------------|-------------------------|------|-----|--------|------------------|
| A | 32500 | 5W LED PCB 3000K (Integrated)  | 12.5"W x 5.5"H x 5"Ext. | 2.7" | 80+ | 350    |                  |
| B | 32502 | 8W LED PCB 3000K (Integrated)  | 20.5"W x 5.5"H x 5"Ext. | 2.7" | 80+ | 560    |                  |
| C | 32503 | 12W LED PCB 3000K (Integrated) | 23"W x 5.5"H x 5"Ext.   | 2.7" | 80+ | 840    |                  |
| D | 32504 | 16W LED PCB 3000K (Integrated) | 36"W x 5.5"H x 5"Ext.   | 2.7" | 80+ | 1120   |                  |
| E | 32505 | 20W LED PCB 3000K (Integrated) | 47"W x 5.5"H x 5"Ext.   | 2.7" | 80+ | 1400   |                  |

Finish: Beveled Crystal (BC) Polished Chrome (PC) Rose Gold (RG)


# VISTA

- Clean and simple Architectural Spec Grade product
- Low profile, ADA compliant
- Good for Commercial and Hospitality Applications
- 3000K Color Temperature
- CRI 90+



39630CLPC

A



39632CLPC


B

|   | ITEM# | LAMPING                        | DIMENSION                   | LUMENS |       |      | Additional Info. |
|---|-------|--------------------------------|-----------------------------|--------|-------|------|------------------|
|   |       |                                |                             | CRI    | INIT. | DEL. |                  |
| A | 39630 | 12W LED PCB 3000K (Integrated) | 10.25"W x 5.25"H x 2.5"Ext. | 90+    | 660   | 386  |                  |
| B | 39632 | 32W LED PCB 3000K (Integrated) | 26"W x 5.25"H x 2.5"Ext.    | 90+    | 1760  | 1030 |                  |

Finish: Clear glass (CL) Polished Chrome (PC)

# IMAGE

- Architectural Spec grade product
- Low profile, ADA compliant
- Good for Commercial and Hospitality Applications
- 3000K Color Temperature
- CRI 90+



**39636CLSN**

**B**



**39635CLSN**

**A**



**39638CLSN**

**C**

| ITEM# | LAMPING                            | DIMENSION                    | LUMENS |       |      | Additional Info. |
|-------|------------------------------------|------------------------------|--------|-------|------|------------------|
|       |                                    |                              | CRI    | INIT. | DEL. |                  |
| A     | 39635   17W LED 3000K (Integrated) | 17.75"W x 5.75"H x 2.25"Ext. | 90+    | 935   | 547  |                  |
| B     | 39636   22W LED 3000K (Integrated) | 28"W x 5.75"H x 2.25"Ext.    | 90+    | 1210  | 708  |                  |
| C     | 39638   32W LED 3000K (Integrated) | 36"W x 5.75"H x 2.25"Ext.    | 90+    | 1760  | 1030 |                  |

Finish: Clear glass (CL) Satin Nickel (SN)





# CURLICUE

- Matte Black finish
- Clear Seedy glass spheres
- Pictured with G16.5 bulbs E12 base lamps







35106CDBKPN

A



35107CDBKPN

B

|   | ITEM# | LAMPING            | DIMENSION              | HCO | Additional Info.  |
|---|-------|--------------------|------------------------|-----|---|
| A | 35106 | 3 x 40W CA, Incan. | 30"W x 7"H x 8"Ext.    | 2"  |   |
| B | 35107 | 5 x 40W CA, Incan. | 49.25"W x 7"H x 8"Ext. | 2"  |   |

Finish: Seedy glass (CD) Black/Polished Nickel (BKPN)


# PICAZZO

- Available finishes: Polished Chrome or Satin Nickel
- 3000K Color Temperature
- Dimmable LED bulbs included
- CRI 90+



**39674 WTPC, WTSN**

**B**



**39672WTPC**

**A**



**39676WTPC**

**C**

| ITEM#    | LAMPING                           | DIMENSION                | LUMENS |       |      | Additional Info. |
|----------|-----------------------------------|--------------------------|--------|-------|------|------------------|
|          |                                   |                          | CRI    | INIT. | DEL. |                  |
| <b>A</b> | 39672   16W LED PCB 3000K (Incl.) | 18"W x 5.75"H x 1.5"Ext. | 90+    | 1120  | 515  |                  |
| <b>B</b> | 39674   26W LED PCB 3000K (Incl.) | 24"W x 5.75"H x 1.5"Ext. | 90+    | 1820  | 837  |                  |
| <b>C</b> | 39676   30W LED PCB 3000K (Incl.) | 30"W x 5.75"H x 1.5"Ext. | 90+    | 2100  | 966  |                  |

Finish: White (WT) Polished Chrome (PC) Satin Nickel (SN)

# REMBRANT

- Edge lit LED technology
- Two finish options
- Aluminum frame finished in Polished Nickel or Anodized Bronze
- 3000K Color Temperature
- CRI 90+



**39664 WTBRZ, WTPN**

**B**



**39662 WTBRZ, WTPN**

**A**



**39666 WTBRZ, WTPN**

**C**

| ITEM# | LAMPING                     | DIMENSION                | LUMENS |       |      | Additional Info. |
|-------|-----------------------------|--------------------------|--------|-------|------|------------------|
|       |                             |                          | CRI    | INIT. | DEL. |                  |
| A     | 39662 16W LED 3000K (Incl.) | 18"W x 5.75"H x 1.5"Ext. | 90+    | 1120  | 515  |                  |
| B     | 39664 26W LED 3000K (Incl.) | 24"W x 5.75"H x 1.5"Ext. | 90+    | 1820  | 837  |                  |
| C     | 39666 30W LED 3000K (Incl.) | 30"W x 5.75"H x 1.5"Ext. | 90+    | 2100  | 966  |                  |

Finish Options: White glass (WT) Anodized Bronze (BRZ) Polished Nickel (PN)

# TRIM


- Clear glass panel with a frosted border
- Satin Nickel cast clips
- High powered LED bulbs included
- 3000K Color Temperature
- CRI 90+

LED



87624CLFTSN

B



87628CLFTSN

D



87622CLFTSN

A



87626CLFTSN

C

| ITEM# | LAMPING                         | DIMENSION                | LUMENS |            | Additional Info. |
|-------|---------------------------------|--------------------------|--------|------------|------------------|
|       |                                 |                          | CRI    | INIT. DEL. |                  |
| A     | 87622 16W LED PCB 3000K (Incl.) | 13"W x 5.5"H x 2"Ext.    | 90+    | 1120 512   |                  |
| B     | 87624 32W LED PCB 3000K (Incl.) | 23"W x 5.5"H x 2"Ext.    | 90+    | 2240 1030  |                  |
| C     | 87626 48W LED PCB 3000K (Incl.) | 32.75"W x 5.5"H x 2"Ext. | 90+    | 3360 1546  |                  |
| D     | 87628 40W LED PCB 3000K (Incl.) | 15"L x 15"W x 2.25"H     | 90+    | 2800 1288  |                  |

Finish: Clear glass (CL) Frosted glass (FT) Satin Nickel (SN)



# NEW SCHOOL

- Classic school house shades in Satin White
- Dimmable with Triac dimmer











**30242SWSN**

**A**



**30247SWSN**

**B**

|          | ITEM# | LAMPING                        | DIMENSION                | CRI | LUMENS | Additional Info.  |
|----------|-------|--------------------------------|--------------------------|-----|--------|---|
| <b>A</b> | 30242 | 9W LED PCB 3000K (Integrated)  | 7.5"W x 10"H x 9"Ext.    | 90+ | 690    |     |
| <b>B</b> | 30247 | 23W LED PCB 3000K (Integrated) | 28"W x 10.5"H x 9.5"Ext. | 90+ | 1600   |     |

Finish: Satin White glass (SW) Satin Nickel (SN)

# LINEAR

- 110-277V input
- Non - Dimmable



55534WTSN   
85534WTSN 

**B**



55535WTSN   
85535WTSN 

**C**



55536WTSN 

**D**



55540WTSN 

**F**



































55538WTBZ 

**E**



55532WTSN 

**A**

| ITEM# | LAMPING                            | DIMENSION             | CRI | LUMENS | Additional Info.  |
|-------|------------------------------------|-----------------------|-----|--------|---|
| A     | 55532 15W LED 3000K (Integrated)   | 7"W x 10"H x 3.5"Ext. | 90  | 950    |     |
| B     | 55534 24W LED 3000K (Integrated)   | 25"W x 6"H x 4"Ext.   | 90  | 1500   |     |
| B     | 85534 17W Med Bi Pi T8 (Not Incl.) | 25"W x 6"H x 4"Ext.   |     |        |     |
| C     | 55535 28W LED 3000K (Integrated)   | 36"W x 6"H x 4"Ext.   | 90  | 1800   |     |
| C     | 85535 25W Med Bi Pi T8 (Not Incl.) | 36"W x 6"H x 4"Ext.   |     |        |     |
| D     | 55536 35W LED 3000K (Integrated)   | 48"W x 6"H x 4"Ext.   | 90  | 2200   |     |
| E     | 55538 15W LED 3000K (Integrated)   | 7"W x 10"H x 3.5"Ext. | 90  | 950    |     |
| F     | 55540 12W LED 3000K (Integrated)   | 12"W x 6"H x 3"Ext.   | 90  | 700    |     |

Finish options: White glass (WT) Bronze (BZ) Satin Nickel (SN)

# VANITY

- 110-277V input
- Stainless Steel frame
- Damp location rated



**55582WTSN**

**A**



**55584WTSN**

**B**



**55586WTSN**


**C**

| ITEM#   | LAMPING              | DIMENSION              | CRI | LUMENS | Additional Info. |
|---------|----------------------|------------------------|-----|--------|------------------|
| A 55582 | 24W LED (Integrated) | 24.25"W x 5"H x 4"Ext. | 90+ | 1 680  |                  |
| B 55584 | 28W LED (Integrated) | 36"W x 5"H x 4"Ext.    | 90+ | 2 000  |                  |
| C 55586 | 35W LED (Integrated) | 48.75"W x 5"H x 4"Ext. | 90+ | 2 500  |                  |

Finish: White glass (WT) Satin Nickel (SN)

# DIRECTOR

- Opal White Acrylic lens can be adjusted and directed to where lighting is needed
- Can be mounted horizontally or vertically
- 3000K Color Temperature, CRI 90+
- Dimmable with Triac dimmer
- Suitable for damp location



• Rotates 180° Degrees



53033WTPC

A



53034WTPC

B



53035WTPC

C

|   | ITEM# | LAMPING                    | DIMENSION                 | CRI | LUMENS | Additional Info. |
|---|-------|----------------------------|---------------------------|-----|--------|------------------|
| A | 53033 | 19W LED 3000K (Integrated) | 24"W x 4.75"H x 3.25"Ext. | 90+ | 2000   |                  |
| B | 53034 | 27W LED 3000K (Integrated) | 36"W x 4.75"H x 3.25"Ext. | 90+ | 2800   |                  |
| C | 53035 | 46W LED 3000K (Integrated) | 48"W x 4.75"H x 3.25"Ext. | 90+ | 3600   |                  |

Finish: White (WT) Polished Chrome (PC)

# POLAR

- Polished Chrome •
- Can be mounted horizontally or vertically •
- 3000K Color Temperature, CRI 90+ •
- Dimmable with Triac dimmer •



53023WTPC

B



53021WTPC

A



53025WTPC

C



53027WTPC

D

|   | ITEM# | LAMPING                    | DIMENSION                 | CRI | LUMENS | Additional Info. |
|---|-------|----------------------------|---------------------------|-----|--------|------------------|
| A | 53021 | 12W LED 3000K (Integrated) | 12"W x 4.75"H x 3.75"Ext. | 90+ | 1100   |                  |
| B | 53023 | 24W LED 3000K (Integrated) | 24"W x 4.75"H x 3.75"Ext. | 90+ | 2400   |                  |
| C | 53025 | 36W LED 3000K (Integrated) | 36"W x 4.75"H x 4"Ext.    | 90+ | 3600   |                  |
| D | 53027 | 48W LED 3000K (Integrated) | 48"W x 4.75"H x 4"Ext.    | 90+ | 4500   |                  |

Finish: White glass(WT) Polished Chrome(PC)



# CUBIC

- G9, Xenon Bulbs Included
- Suitable for Damp Location



- Optional LED G9 bulbs available



10003CLPC

C



10001CLPC

A



10002CLPC

B



10004CLPC

D

| ITEM#   | LAMPING                   | DIMENSION                   | Additional Info. |
|---------|---------------------------|-----------------------------|------------------|
| A 10001 | 1 x 40W G9, Xenon (Incl.) | 5.75"W x 4.75"H x 5.75"Ext. |                  |
| B 10002 | 2 x 40W G9, Xenon (Incl.) | 14.5"W x 4.5"H x 5.25"Ext.  |                  |
| C 10003 | 3 x 40W G9, Xenon (Incl.) | 21.5"W x 4.5"H x 5.25"Ext.  |                  |
| D 10004 | 4 x 40W G9, Xenon (Incl.) | 29.5"W x 4.5"H x 5.25"Ext.  |                  |

Finish: Clear glass (CL) Polished Chrome (PC)



19051FTPC

A



19052FTPC

B



19053 FTOI, FTPC

C



19054 FTOI, FTPC

D



ELLE

G9, Xenon Bulbs Included •

| ITEM#   | LAMPING                   | DIMENSION                | Additional Info. |
|---------|---------------------------|--------------------------|------------------|
| A 19051 | 1 x 40W G9, Xenon (Incl.) | 5"W x 6.5"H x 6.25"Ext.  |                  |
| B 19052 | 2 x 40W G9, Xenon (Incl.) | 13"W x 5"H x 6"Ext.      |                  |
| C 19053 | 3 x 40W G9, Xenon (Incl.) | 20.5"W x 5.25"H x 6"Ext. |                  |
| D 19054 | 4 x 40W G9, Xenon (Incl.) | 29"W x 5.25"H x 6"Ext.   |                  |

Finish: Frosted glass (FT) Oil Rubbed Bronze(OI) Polished Chrome (PC)

# BAYVIEW

- G9, Xenon Bulbs Included
- Standard Dimmer



**22353CLFTBZ**

**A**



Side View







**22357CLFTBZ**

**C**



**22354CLFTBZ**

**B**

| ITEM#          | LAMPING                   | DIMENSION                | Additional Info.  |
|----------------|---------------------------|--------------------------|---|
| <b>A</b> 22353 | 3 x 50W G9, Xenon (Incl.) | 21"W x 8.25"H x 6"Ext.   |   |
| <b>B</b> 22354 | 4 x 50W G9, Xenon (Incl.) | 27"W x 8.25"H x 6"Ext.   |   |
| <b>C</b> 22357 | 3 x 50W G9, Xenon (Incl.) | 5.75"W x 28"H x 5.5"Ext. |   |


Finish: Clear glass (CL) Frosted glass (FT) Bronze (BZ)

# ANGLE



• Optional LED G9 bulbs available

- G9 Xenon Frost Bulb Included
- Suitable for Damp Location
- ADA Approved
- 2900K Color Temperature
- Standard Dimmable



9032SWSN

A



9034SWSN

B

|   | ITEM# | LAMPING                   | DIMENSION                 | Additional Info. |
|---|-------|---------------------------|---------------------------|------------------|
| A | 9032  | 2 x 50W G9, Xenon (Incl.) | 13.5"W x 5.75"H x 4"Ext.  |                  |
| B | 9034  | 4 x 50W G9, Xenon (Incl.) | 29.25"W x 5.75"H x 4"Ext. |                  |

Finish: Satin White glass (SW) Satin Nickel (SN)

# ESSENCE

- G9, Xenon Bulbs Included
- Suitable for Damp Location
- ADA Approved



• Optional LED G9 bulbs available



9001 DWOI, SWSN

A



9002 DWOI, SWSN

B



9003 DWOI, SWSN

C



9004 DWOI, SWSN

D

| ITEM#  | LAMPING                   | DIMENSION                | Additional Info. |
|--------|---------------------------|--------------------------|------------------|
| A 9001 | 1 x 50W G9, Xenon (Incl.) | 5.25"W x 5.75"H x 4"Ext. |                  |
| B 9002 | 2 x 50W G9, Xenon (Incl.) | 14.5"W x 6"H x 4"Ext.    |                  |
| C 9003 | 3 x 50W G9, Xenon (Incl.) | 22.5"W x 6"H x 4"Ext.    |                  |
| D 9004 | 4 x 50W G9, Xenon (Incl.) | 30.75"W x 6"H x 4"Ext.   |                  |

Finish Options: Dusty White glass (DW) with Oil Rubbed Bronze(OI) or Satin White glass (SW) with Satin Nickel (SN)





20028SWPC

**B**









20027SWOI

**A**



20029SWPC

**C**

| ITEM#   | LAMPING            | DIMENSION                    | Additional Info.  |
|---------|--------------------|------------------------------|---|
| A 20027 | 2 x 60W MB, Incan. | 13.5"W x 9.75"H x 6.75"Ext.  |   |
| B 20028 | 3 x 60W MB, Incan. | 22"W x 9.75"H x 6.75"Ext.    |   |
| C 20029 | 4 x 60W MB, Incan. | 30.75"W x 9.75"H x 6.75"Ext. |   |

Finish: Satin White glass (SW) Oil Rubbed Bronze(OI) Polished Chrome (PC)

# BRENTWOOD

- Incandescent
- Suitable for Damp Location



11078 FTOI, FTSN

**B**



11077 FTOI, FTSN

**A**



11079 FTOI, FTSN

**C**

| ITEM#   | LAMPING           | DIMENSION                 | Additional Info. |
|---------|-------------------|---------------------------|------------------|
| A 11077 | 2 x 60W MB, Incan | 13"W x 9.5"H x 6.5"Ext.   |                  |
| B 11078 | 3 x 60W MB, Incan | 20.5"W x 9.5"H x 6.5"Ext. |                  |
| C 11079 | 4 x 60W MB, Incan | 28"W x 9.5"H x 6.5"Ext.   |                  |

Finish Options: Frosted glass (FT) Oil Rubbed Bronze(OI) Satin Nickel (SN)





**21513 DWOI, FTSN**

**A**



**21514 DWOI, FTSN**

**B**

|          | ITEM# | LAMPING            | DIMENSION              | Additional Info.  |
|----------|-------|--------------------|------------------------|---|
| <b>A</b> | 21513 | 3 x 60W MB, Incan. | 22"W x 8.75"H x 7"Ext. |  |
| <b>B</b> | 21514 | 4 x 60W MB, Incan. | 31"W x 9.5"H x 7"Ext.  |  |

Finish Options: Dusty White glass (DW) with Oil Rubbed Bronze (OI) or Frosted glass (FT) with Satin Nickel (SN)

# OAK HARBOR

• Incandescent



21073FLRB

**B**









21072FLRB

**A**



21074FLRB

**C**

|          | ITEM# | LAMPING            | DIMENSION                 | Additional Info.  |
|----------|-------|--------------------|---------------------------|---|
| <b>A</b> | 21072 | 2 x 60W MB, Incan. | 15"W x 9.5"H x 7.5"Ext.   |   |
| <b>B</b> | 21073 | 3 x 60W MB, Incan. | 23.5"W x 9.5"H x 7.5"Ext. |   |
| <b>C</b> | 21074 | 4 x 60W MB, Incan. | 31.5"W x 9.5"H x 7.5"Ext. |   |

Finish: Frost Lichen glass (FL) Rustic Burnished (RB)

# ALLENTOWN

Installs up or down •  
Incandescent •



13513WSOI

C



13511WSOI

A











13512WSOI

B



13514WSOI

D

|   | ITEM# | LAMPING           | DIMENSION             | Additional Info.  |
|---|-------|-------------------|-----------------------|---|
| A | 13511 | 1 x 60W MB, Incan | 7"W x 10"H x 9"Ext.   |   |
| B | 13512 | 2 x 60W MB, Incan | 17"W x 11"H x 10"Ext. |   |
| C | 13513 | 3 x 60W MB, Incan | 26"W x 10"H x 10"Ext. |   |
| D | 13514 | 4 x 60W MB, Incan | 36"W x 10"H x 10"Ext. |   |

Finish: Wilshire glass (WS) Oil Rubbed Bronze (OI)



# ELEGANTE

• Incandescent



2865FIOI

B









2864FIOI

A



2866FIOI

C

| ITEM#  | LAMPING           | DIMENSION               | Additional Info.  |
|--------|-------------------|-------------------------|---|
| A 2864 | 2 x 60W MB, Incan | 17.5"W x 8.5"H x 9"Ext. |   |
| B 2865 | 3 x 60W MB, Incan | 28"W x 8.5"H x 9"Ext.   |   |
| C 2866 | 4 x 60W MB, Incan | 38.5"W x 8.5"H x 9"Ext. |   |

Finish: Frosted Ivory glass (FI) Oil Rubbed Bronze (OI)

# SYMPHONY

Incandescent •





11232SAOI

A



11233 SAOI, SVOI

B

|   | ITEM# | LAMPING           | DIMENSION              | Additional Info.  |
|---|-------|-------------------|------------------------|---|
| A | 11232 | 3 x 60W MB, Incan | 26"W x 8.5"H x 10"Ext. |   |
| B | 11233 | 4 x 60W MB, Incan | 37"W x 8.5"H x 10"Ext. |   |

Finish: Screen Amber glass (SA) Soft Vanilla glass (SV) Oil Rubbed Bronze(OI)

# ASIANA

- Incandescent
- Steel Frame finished in Roasted Chestnut
- Standard Dimmable



10993WSRC

B



10992WSRC

A



10994WSRC

C

| ITEM# | LAMPING                  | DIMENSION                  | HCO   | Additional Info. |
|-------|--------------------------|----------------------------|-------|------------------|
| A     | 10992 2 x 60W MB, Incan. | 17.5"W x 11.5"H x 6.5"Ext. | 6.75" |                  |
| B     | 10993 3 x 60W MB, Incan. | 23.5"W x 11.5"H x 6.5"Ext. | 6.75" |                  |
| C     | 10994 4 x 60W MB, Incan. | 32"W x 11.5"H x 6.5"Ext.   | 6.75" |                  |

Finish: Wilshire glass (WS) Roasted Chestnut (RC)

# PINE GROVE

Incandescent •



20718AVPT

A



20719AVPT

B

|   | ITEM# | LAMPING            | DIMENSION            | HCO | Additional Info. |
|---|-------|--------------------|----------------------|-----|------------------|
| A | 20718 | 3 x 60W MB, Incan. | 26"W x 11"H x 8"Ext. | 6"  |                  |
| B | 20719 | 4 x 60W MB, Incan. | 36"W x 11"H x 8"Ext. | 6"  |                  |


Finish: Amber Vanilla glass (AV) Pine Tree (PT)

# LUMINOUS





21141SCRE

A



21142SCRE

B

| ITEM#   | LAMPING           | DIMENSION             | Additional Info.  |
|---------|-------------------|-----------------------|---|
| A 21141 | 1 x 60W MB, Incan | 5"W x 7"H x 6.5"Ext.  |  |
| B 21142 | 2 x 60W MB, Incan | 11"W x 7.5"H x 6"Ext. |  |

Finish: Stone Candle shades (SC) Rustic Ebony (RE)





21313WSOI

C



21311WSOI

A



21312WSOI

B



21314WSOI

D

|   | ITEM# | LAMPING           | DIMENSION                 | HCO    | Additional Info. |
|---|-------|-------------------|---------------------------|--------|------------------|
| A | 21311 | 1 x 60W MB, Incan | 6.5"W x 16"H x 9"Ext.     | 10.75" |                  |
| B | 21312 | 2 x 60W MB, Incan | 15.5"W x 9.5"H x 8.5"Ext. | 5"     |                  |
| C | 21313 | 3 x 60W MB, Incan | 24.5"W x 9.5"H x 8.5"Ext. | 5"     |                  |
| D | 21314 | 4 x 60W MB, Incan | 33"W x 9.5"H x 8.5"Ext.   | 5"     |                  |

Finish: Wilshire glass (WS) Oil Rubbed Bronze (OI)



12213FIOI

A



12214FIOI

B

|   | ITEM# | LAMPING           | DIMENSION                | Additional Info. |
|---|-------|-------------------|--------------------------|------------------|
| A | 12213 | 3 x 60W MB, Incan | 29"W x 10.5"H x 9.5"Ext. |                  |
| B | 12214 | 4 x 60W MB, Incan | 37"W x 10.5"H x 9.5"Ext. |                  |

Finish: Frosted Ivory glass (FI) Oil Rubbed Bronze (OI)

# FREMONT

- Incandescent
- Steel frame finished in Platinum Dusk
- Wilshire glass
- Standard Dimmable



22253WSPD

C



22251WSPD

A



22252WSPD

B



22254WSPD

D

|   | ITEM# | LAMPING           | DIMENSION              | Additional Info. |
|---|-------|-------------------|------------------------|------------------|
| A | 22251 | 1 x 60W MB, Incan | 7"W x 17.5"H x 10"Ext. |                  |
| B | 22252 | 2 x 60W MB, Incan | 18"W x 10"H x 8"Ext.   |                  |
| C | 22253 | 3 x 60W MB, Incan | 29"W x 10"H x 8"Ext.   |                  |
| D | 22254 | 4 x 60W MB, Incan | 39"W x 9"H x 8"Ext.    |                  |

Finish: Wilshire glass (WS) Platinum Dusk (PD)

# NOVUS

- Available in Polished Chrome for more contemporary transitional look or Oil Rubbed Bronze for traditional
- Satin White glass



21593 SWOI, SWPC

C



21591 SWOI, SWPC

A



21594 SWOI, SWPC

D



21592 SWOI, SWPC

B



21595 SWOI, SWPC

E

|   | ITEM# | LAMPING            | DIMENSION                 | Additional Info. |
|---|-------|--------------------|---------------------------|------------------|
| A | 21591 | 1 x 60W MB, Incan. | 5.5"W x 7.5"H x 7.25"Ext. |                  |
| B | 21592 | 2 x 60W MB, Incan. | 18"W x 6.5"H x 6.75"Ext.  |                  |
| C | 21593 | 3 x 60W MB, Incan. | 24"W x 6.5"H x 6.75"Ext.  |                  |
| D | 21594 | 4 x 60W MB, Incan. | 30"W x 6.5"H x 6.75"Ext.  |                  |
| E | 21595 | 5 x 60W MB, Incan. | 36"W x 6.5"H x 6.75"Ext.  |                  |

Finish: Satin White glass (SW) Oil Rubbed Bronze (OI) Polished Chrome (PC)



11810ICBK

**B**









11808ICBK

**A**



11811ICBK

**C**

|          | ITEM# | LAMPING            | DIMENSION                | Additional Info.  |
|----------|-------|--------------------|--------------------------|---|
| <b>A</b> | 11808 | 2 x 60W MB, Incan. | 14.5"W x 10"H x 7.5"Ext. |   |
| <b>B</b> | 11810 | 3 x 60W MB, Incan. | 23.5"W x 9"H x 9"Ext.    |   |
| <b>C</b> | 11811 | 4 x 60W MB, Incan. | 31.5"W x 9"H x 9"Ext.    |   |

Finish: Ice glass (IC) Wilshire glass (WS) Black (BK) Oil Rubbed Bronze (OI)

# MALAGA



2688 FTSN, MROI, MRSN

C



2686MRSN

A



2687 FTSN, MROI, MRSN

B



2689 FTSN, MROI, MRSN

D

|   | ITEM# | LAMPING           | DIMENSION              | Additional Info. |
|---|-------|-------------------|------------------------|------------------|
| A | 2686  | 1 x 60W MB, Incan | 6"W x 6.5"H x 9"Ext.   |                  |
| B | 2687  | 2 x 60W MB, Incan | 13.25"W x 6"H x 8"Ext. |                  |
| C | 2688  | 3 x 60W MB, Incan | 19.5"W x 6"H x 8"Ext.  |                  |
| D | 2689  | 4 x 60W MB, Incan | 29"W x 6"H x 8"Ext.    |                  |

Finish Options: Frosted glass (FT) Marble glass (MR)  
Oil Rubbed Bronze(OI) Satin Nickel (SN)





10053 FTOI, FTSN

C



10051 FTOI, FTSN

A











10052 FTOI, FTSN

B



10054 FTOI, FTSN

D

|   | ITEM# | LAMPING           | DIMENSION               | Additional Info.  |
|---|-------|-------------------|-------------------------|---|
| A | 10051 | 1 x 60W MB, Incan | 5"W x 8.5"H x 8.75"Ext. |   |
| B | 10052 | 2 x 60W MB, Incan | 14"W x 8.5"H x 7"Ext.   |   |
| C | 10053 | 3 x 60W MB, Incan | 19"W x 8.5"H x 7"Ext.   |   |
| D | 10054 | 4 x 60W MB, Incan | 28"W x 8.5"H x 7"Ext.   |   |

Finish: Frosted glass (FT) Oil Rubbed Bronze (OI) Satin Nickel (SN)

# CORONA

RES



10213 FTOI, FTPC, FTSN

C



10211 FTOI, FTPC, FTSN

A



10212 FTOI, FTPC, FTSN

B



10214 FTOI, FTPC, FTSN

D

|   | ITEM# | LAMPING           | DIMENSION               | Additional Info. |
|---|-------|-------------------|-------------------------|------------------|
| A | 10211 | 1 x 60W MB, Incan | 4.5"W x 8.25"H x 6"Ext. |                  |
| B | 10212 | 2 x 60W MB, Incan | 12"W x 9"H x 6"Ext.     |                  |
| C | 10213 | 3 x 60W MB, Incan | 19.25"W x 9"H x 6"Ext.  |                  |
| D | 10214 | 4 x 60W MB, Incan | 26.25"W x 9"H x 6"Ext.  |                  |

Finish: Frosted glass (FT) Oil Rubbed Bronze(OI) Polished Chrome (PC) Satin Nickel (SN)



11313 FTOI, FTPC, FTSN

C



11311 FTOI, FTPC, FTSN

A















11312 FTOI, FTPC, FTSN

B



11314 FTOI, FTPC, FTSN

D

| ITEM#   | LAMPING           | DIMENSION                 | Additional Info.  |
|---------|-------------------|---------------------------|---|
| A 11311 | 1 x 60W MB, Incan | 5"W x 8"H x 6.5"Ext.      |    |
| B 11312 | 2 x 60W MB, Incan | 13"W x 8.5"H x 6.5"Ext.   |    |
| C 11313 | 3 x 60W MB, Incan | 21"W x 8.5"H x 6.5"Ext.   |    |
| D 11314 | 4 x 60W MB, Incan | 28.5"W x 8.5"H x 6.5"Ext. |    |

Finish: Frosted glass (FT) Oil Rubbed Bronze(OI) Polished Chrome (PC) Satin Nickel (SN)

# SOHO

• Incandescent



11058 SVOI, SVSN

**B**



11057 SVOI, SVSN

**A**



11059 SVOI, SVSN


**C**

|          | ITEM# | LAMPING            | DIMENSION              | Additional Info. |
|----------|-------|--------------------|------------------------|------------------|
| <b>A</b> | 11057 | 2 x 60W MB, Incan. | 15.5"W x 9"H x 10"Ext. |                  |
| <b>B</b> | 11058 | 3 x 60W MB, Incan. | 23.5"W x 9"H x 10"Ext. |                  |
| <b>C</b> | 11059 | 4 x 60W MB, Incan. | 31"W x 9"H x 10"Ext.   |                  |

Finish: Soft Vanilla glass (SV) Oil Rubbed Bronze(OI) Satin Nickel (SN)

# CONTOUR

Incandescent •




21273FTSN

C



21271 FTOI, FTSN

A



21272 FTOI, FTSN

B



21274 FTOI, FTSN

D

|   | ITEM# | LAMPING            | DIMENSION             | Additional Info. |
|---|-------|--------------------|-----------------------|------------------|
| A | 21271 | 1 x 60W MB, Incan. | 7.5"W x 7"H x 9"Ext.  |                  |
| B | 21272 | 2 x 60W MB, Incan. | 18.5"W x 7"H x 9"Ext. |                  |
| C | 21273 | 3 x 60W MB, Incan. | 28.5"W x 7"H x 9"Ext. |                  |
| D | 21274 | 4 x 60W MB, Incan. | 38.5"W x 7"H x 9"Ext. |                  |

Finish: Frost glass(FT) Oil Rubbed Bronze(OI) Satin Nickel(SN)

# BEL AIR

• Incandescent



**11088 SVOI, SVSN, WTPC**

**B**



**11087 SVOI, SVSN, WTPC**

**A**



**11089 SVOI, SVSN, WTPC**

**C**

|          | ITEM# | LAMPING            | DIMENSION              | Additional Info. |
|----------|-------|--------------------|------------------------|------------------|
| <b>A</b> | 11087 | 2 x 60W MB, Incan. | 15.5"W x 10"H x 7"Ext. |                  |
| <b>B</b> | 11088 | 3 x 60W MB, Incan. | 22.5"W x 10"H x 7"Ext. |                  |
| <b>C</b> | 11089 | 4 x 60W MB, Incan. | 30.5"W x 10"H x 7"Ext. |                  |

Finish: Soft Vanilla glass (SV) White glass (WT)

Oil Rubbed Bronze(OI) Polished Chrome (PC) Satin Nickel (SN)





7143 FTOI, FTSN

**B**



7142 FTOI, FTSN

**A**



7144 FTOI, FTSN

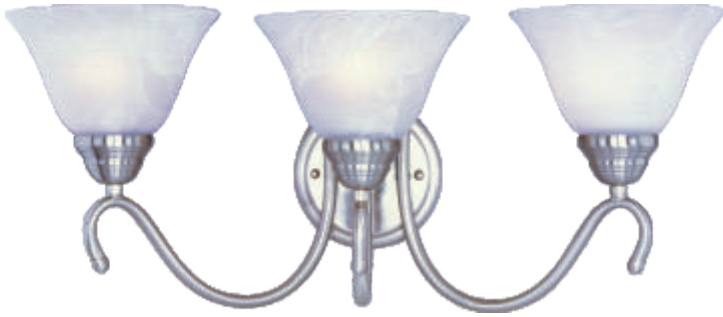
**C**

| ITEM#         | LAMPING            | DIMENSION                 | Additional Info.  |
|---------------|--------------------|---------------------------|---|
| <b>A</b> 7142 | 2 x 60W MB, Incan. | 19.5"W x 9.5"H x 6.5"Ext. |  |
| <b>B</b> 7143 | 3 x 60W MB, Incan. | 29.5"W x 9.5"H x 6.5"Ext. |  |
| <b>C</b> 7144 | 4 x 60W MB, Incan. | 39.5"W x 9.5"H x 6.5"Ext. |  |

Finish options: Frosted glass (FT) Oil Rubbed Bronze(OI) Satin Nickel(SN)

# NEWPORT

• Incandescent



12068MRSN

C



12066MRSN

A



12067MRSN

B



12069MRSN

D

|   | ITEM# | LAMPING                    | DIMENSION                | Additional Info. |
|---|-------|----------------------------|--------------------------|------------------|
| A | 12066 | 1 x 60W MB, Incan. (Incl.) | 6.75"W x 10"H x 9"Ext.   |                  |
| B | 12067 | 2 x 60W MB, Incan. (Incl.) | 16.5"W x 10"H x 7.5"Ext. |                  |
| C | 12068 | 3 x 60W MB, Incan. (Incl.) | 22.5"W x 10"H x 9"Ext.   |                  |
| D | 12069 | 4 x 60W MB, Incan. (Incl.) | 31"W x 10"H x 9"Ext.     |                  |

Finish: Marble glass (MR) Satin Nickel (SN)



20100 FTOI, FTSN

C



20098 FTOI, FTSN

A



20099 FTOI, FTSN

83099FTSN

B



20101 FTOI, FTSN

D

| ITEM#   | LAMPING                         | DIMENSION               | LUMENS | Additional Info. |
|---------|---------------------------------|-------------------------|--------|------------------|
| A 20098 | 1 x 60W MB, Incan               | 5.5"W x 10"H x 7"Ext.   |        | FTOI, FTSN       |
| B 20099 | 2 x 60W MB, Incan               | 13.5"W x 7"H x 8.5"Ext. |        | FTOI, FTSN       |
| B 83099 | 2 x 13W GU24 Flu. 2700K (Incl.) | 13.5"W x 7"H x 8.5"Ext. | 1800   | FTOI, FTSN, FTSN |
| C 20100 | 3 x 60W MB, Incan               | 21.5"W x 7"H x 8.5"Ext. |        | FTOI, FTSN       |
| D 20101 | 4 x 60W MB, Incan               | 29.5"W x 7"H x 8.5"Ext. |        | FTOI, FTSN       |

Finish: Frosted glass (FT) Oil Rubbed Bronze(OI) Satin Nickel (SN)

# STEFAN



10073 FTOI, FTSN

C



10071 FTOI, FTSN

A



10072 FTOI, FTSN

B



10074 FTOI, FTSN

D

|   | ITEM# | LAMPING           | DIMENSION              | Additional Info. |
|---|-------|-------------------|------------------------|------------------|
| A | 10071 | 1 x 60W MB, Incan | 5"W x 8"H x 8"Ext.     |                  |
| B | 10072 | 2 x 60W MB, Incan | 13.25"W x 8"H x 8"Ext. |                  |
| C | 10073 | 3 x 60W MB, Incan | 21.5"W x 8"H x 8"Ext.  |                  |
| D | 10074 | 4 x 60W MB, Incan | 29.75"W x 8"H x 8"Ext. |                  |

Finish: Frosted glass (FT) Oil Rubbed Bronze (OI) Satin Nickel (SN)



2122 ICOI, ICPC, ICSN, WSOI

C



2120 ICOI, ICPC, ICSN, WSOI

A











2121 ICOI, ICPC, ICSN, WSOI

B



2123 ICOI, ICPC, ICSN, WSOI

D

|   | ITEM# | LAMPING           | DIMENSION             | Additional Info.  |
|---|-------|-------------------|-----------------------|---|
| A | 2120  | 1 x 60W MB, Incan | 6"W x 8"H x 9"Ext.    |   |
| B | 2121  | 2 x 60W MB, Incan | 13.5"W x 8"H x 9"Ext. |   |
| C | 2122  | 3 x 60W MB, Incan | 19"W x 8"H x 9"Ext.   |   |
| D | 2123  | 4 x 60W MB, Incan | 27.5"W x 8"H x 9"Ext. |   |

Finish: Ice glass (IC) Wilshire glass (WS)  
 Oil Rubbed Bronze(OI) Polished Chrome (PC) Satin Nickel (SN)

# BASIX EE

- Self-Ballasted GU24 Bulb
- 2700K Color Temperature
- 10,000 Rated Life Hours



- Optional LED GU24 bulbs available



85132ICSN

A



85134ICSN

B

| ITEM#   | LAMPING                         | DIMENSION             | LUMENS | Additional Info. |
|---------|---------------------------------|-----------------------|--------|------------------|
| A 85132 | 2 x 13W GU24, CFL 2700K (Incl.) | 13.5"W x 8"H x 9"Ext. | 1800   |                  |
| B 85134 | 4 x 13W GU24, CFL 2700K (Incl.) | 27.5"W x 8"H x 9"Ext. | 3600   |                  |

Finish: Ice glass (IC) Satin Nickel (SN)



# ESSENTIALS EE

- Self Ballasted, GU24 CFL Bulbs •
- 10,000 Rated Life Hours •
- Suitable for Damp Location •
- 2700K Color Temperature •



**85813MRSN**

**B**



**85812 MROI, MRSN**

**A**



**85814MRSN**

**C**

| ITEM#    | LAMPING                           | DIMENSION           | LUMENS | Additional Info. |
|----------|-----------------------------------|---------------------|--------|------------------|
| <b>A</b> | 85812 : 2 x 13W GU24, CFL (Incl.) | 18"W x 7"H x 8"Ext. | 1800   | CA 124           |
| <b>B</b> | 85813 : 3 x 13W GU24, CFL (Incl.) | 24"W x 7"H x 8"Ext. | 2700   | CA 124           |
| <b>C</b> | 85814 : 4 x 13W GU24, CFL (Incl.) | 30"W x 7"H x 8"Ext. | 3600   | CA 124           |

Finish options: Marble glass (MR) Oil Rubbed Bronze (OI) Satin Nickel (SN)

# ESSENTIALS

• Incandescent



8013 FTOI, FTSN, MROI, MRPC, MRSN, **WSOI**

**C**



8011 FTOI, FTSN, MROI, MRSN, **WSOI**

**A**



8012 FTOI, FTSN, MROI, MRPC, **MRSN**, **WSOI**

**B**



8014 FTOI, FTSN, MROI, MRPC, **MRSN**, **WSOI**

**D**



8015 FTOI, FTSN, MROI, **MRPC**, MRSN, **WSOI**

**E**



8016 FTOI, FTSN, MROI, **MRPC**, MRSN, **WSOI**

**F**

|          | ITEM# | LAMPING            | DIMENSION            | Additional Info. |
|----------|-------|--------------------|----------------------|------------------|
| <b>A</b> | 8011  | 1 x 60W MB, Incan. | 6"W x 9.5"H x 8"Ext. |                  |
| <b>B</b> | 8012  | 2 x 60W MB, Incan. | 18"W x 7"H x 8"Ext.  |                  |
| <b>C</b> | 8013  | 3 x 60W MB, Incan. | 24"W x 7"H x 8"Ext.  |                  |
| <b>D</b> | 8014  | 4 x 60W MB, Incan. | 30"W x 7"H x 8"Ext.  |                  |
| <b>E</b> | 8015  | 5 x 60W MB, Incan. | 36"W x 7"H x 8"Ext.  |                  |
| <b>F</b> | 8016  | 7 x 60W MB, Incan. | 48"W x 7"H x 8"Ext.  |                  |

Finish Options: Frosted glass (FT) Marble glass (MR) Wilshire glass (WS)  
Oil Rubbed Bronze (OI) Polished Chrome (PC) Satin Nickel (SN)

# ESSENTIALS

Incandescent •



7137MROI

B



7136MRPC

A



7138 MROI, MRPC


C

|   | ITEM# | LAMPING            | DIMENSION               | Additional Info. |
|---|-------|--------------------|-------------------------|------------------|
| A | 7136  | 2 x 60W MB, Incan. | 14"W x 7.5"H x 6.5"Ext. |                  |
| B | 7137  | 3 x 60W MB, Incan. | 24"W x 7.5"H x 6.5"Ext. |                  |
| C | 7138  | 4 x 60W MB, Incan. | 30"W x 7.5"H x 6.5"Ext. |                  |

Finish options: Marble glass (MR) Oil Rubbed Bronze (OI) Polished Chrome (PC)

# ESSENTIALS

Incandescent •



4453PC

A



4454PC

B



4455PC

C



4456PC

D



4458PC

E

| ITEM# | LAMPING            | DIMENSION                | HCO   | Additional Info. |
|-------|--------------------|--------------------------|-------|------------------|
| A     | 3 x 60W MB, Incan. | 18"W x 4.25"H x 2.5"Ext. | 2.14" |                  |
| B     | 4 x 60W MB, Incan. | 24"W x 4.25"H x 2.5"Ext. | 2.14" |                  |
| C     | 5 x 60W MB, Incan. | 30"W x 4"H x 2.5"Ext.    | 2.14" |                  |
| D     | 6 x 60W MB, Incan. | 36"W x 4.25"H x 2.5"Ext. | 2.14" |                  |
| E     | 8 x 60W MB, Incan. | 48"W x 4.25"H x 2.5"Ext. | 2.14" |                  |

Finish: Polished Chrome(PC)



7123 OI, PC, SN

**A**



7124 OI, PC, SN

**B**



7126 OI, PC, SN

**C**



7128 OI, PC, SN

**D**

| ITEM#  | LAMPING            | DIMENSION              | Additional Info. |
|--------|--------------------|------------------------|------------------|
| A 7123 | 3 x 60W MB, Incan. | 18"W x 4.75"H x 5"Ext. |                  |
| B 7124 | 4 x 60W MB, Incan. | 24"W x 4.75"H x 5"Ext. |                  |
| C 7126 | 6 x 60W MB, Incan. | 36"W x 4.75"H x 5"Ext. |                  |
| D 7128 | 8 x 60W MB, Incan. | 48"W x 4.75"H x 5"Ext. |                  |

Finish options: Oil Rubbed Bronze(OI) Polished Chrome(PC) Satin Nickel(SN)

# INDEX

|           |    |           |    |            |    |
|-----------|----|-----------|----|------------|----|
| 1111..... | 25 | 7128..... | 80 | 9053.....  | 14 |
| 1112..... | 25 | 7136..... | 78 | 9054.....  | 14 |
| 1113..... | 25 | 7137..... | 78 | 9061.....  | 1  |
| 1114..... | 25 | 7138..... | 78 | 9063.....  | 1  |
| 2120..... | 74 | 7142..... | 70 | 9064.....  | 1  |
| 2121..... | 74 | 7143..... | 70 | 9065.....  | 1  |
| 2122..... | 74 | 7144..... | 70 | 9071.....  | 2  |
| 2123..... | 74 | 8011..... | 77 | 9073.....  | 2  |
| 2131..... | 16 | 8012..... | 77 | 9074.....  | 2  |
| 2132..... | 16 | 8013..... | 77 | 9075.....  | 2  |
| 2133..... | 16 | 8014..... | 77 | 9081.....  | 3  |
| 2134..... | 16 | 8015..... | 77 | 9083.....  | 3  |
| 2151..... | 21 | 8016..... | 77 | 9084.....  | 3  |
| 2152..... | 21 | 9001..... | 47 | 9085.....  | 3  |
| 2153..... | 21 | 9002..... | 47 | 10001..... | 43 |
| 2154..... | 21 | 9003..... | 47 | 10002..... | 43 |
| 2686..... | 63 | 9004..... | 47 | 10003..... | 43 |
| 2687..... | 63 | 9011..... | 15 | 10004..... | 43 |
| 2688..... | 63 | 9012..... | 15 | 10051..... | 64 |
| 2689..... | 63 | 9013..... | 15 | 10052..... | 64 |
| 2864..... | 53 | 9014..... | 15 | 10053..... | 64 |
| 2865..... | 53 | 9021..... | 18 | 10054..... | 64 |
| 2866..... | 53 | 9022..... | 18 | 10071..... | 73 |
| 3037..... | 28 | 9023..... | 18 | 10072..... | 73 |
| 3039..... | 28 | 9024..... | 18 | 10073..... | 73 |
| 4453..... | 79 | 9032..... | 46 | 10074..... | 73 |
| 4454..... | 79 | 9034..... | 46 | 10211..... | 65 |
| 4455..... | 79 | 9041..... | 4  | 10212..... | 65 |
| 4456..... | 79 | 9043..... | 4  | 10213..... | 65 |
| 4458..... | 79 | 9044..... | 4  | 10214..... | 65 |
| 7123..... | 80 | 9045..... | 4  | 10992..... | 55 |
| 7124..... | 80 | 9051..... | 14 | 10993..... | 55 |
| 7126..... | 80 | 9052..... | 14 | 10994..... | 55 |



# INDEX

|            |    |            |    |            |    |
|------------|----|------------|----|------------|----|
| 11057..... | 67 | 13512..... | 52 | 21271..... | 68 |
| 11058..... | 67 | 13513..... | 52 | 21272..... | 68 |
| 11059..... | 67 | 13514..... | 52 | 21273..... | 68 |
| 11077..... | 49 | 19051..... | 44 | 21274..... | 68 |
| 11078..... | 49 | 19052..... | 44 | 21311..... | 58 |
| 11079..... | 49 | 19053..... | 44 | 21312..... | 58 |
| 11087..... | 69 | 19054..... | 44 | 21313..... | 58 |
| 11088..... | 69 | 20027..... | 48 | 21314..... | 58 |
| 11089..... | 69 | 20028..... | 48 | 21513..... | 50 |
| 11232..... | 54 | 20029..... | 48 | 21514..... | 50 |
| 11233..... | 54 | 20098..... | 72 | 21591..... | 61 |
| 11311..... | 66 | 20099..... | 72 | 21592..... | 61 |
| 11312..... | 66 | 20100..... | 72 | 21593..... | 61 |
| 11313..... | 66 | 20101..... | 72 | 21594..... | 61 |
| 11314..... | 66 | 20474..... | 7  | 21595..... | 61 |
| 11321..... | 22 | 20475..... | 7  | 22021..... | 17 |
| 11322..... | 22 | 20476..... | 7  | 22023..... | 17 |
| 11323..... | 22 | 20479..... | 7  | 22024..... | 17 |
| 11324..... | 22 | 20718..... | 56 | 22026..... | 17 |
| 11808..... | 62 | 20719..... | 56 | 22251..... | 60 |
| 11810..... | 62 | 20832..... | 26 | 22252..... | 60 |
| 11811..... | 62 | 20834..... | 26 | 22253..... | 60 |
| 12066..... | 71 | 20836..... | 26 | 22254..... | 60 |
| 12067..... | 71 | 20901..... | 12 | 22353..... | 45 |
| 12068..... | 71 | 20902..... | 12 | 22354..... | 45 |
| 12069..... | 71 | 20903..... | 12 | 22357..... | 45 |
| 12213..... | 59 | 20904..... | 12 | 22411..... | 11 |
| 12214..... | 59 | 20906..... | 12 | 22413..... | 11 |
| 12761..... | 19 | 21072..... | 51 | 22414..... | 11 |
| 12762..... | 19 | 21073..... | 51 | 22415..... | 11 |
| 12763..... | 19 | 21074..... | 51 | 23071..... | 10 |
| 12764..... | 19 | 21141..... | 57 | 23072..... | 10 |
| 13511..... | 52 | 21142..... | 57 | 23073..... | 10 |

# INDEX

|            |    |            |    |            |    |
|------------|----|------------|----|------------|----|
| 23074..... | 10 | 39635..... | 32 | 85134..... | 75 |
| 23076..... | 10 | 39636..... | 32 | 85534..... | 39 |
| 24701..... | 27 | 39638..... | 32 | 85535..... | 39 |
| 24703..... | 27 | 39662..... | 36 | 85812..... | 76 |
| 24704..... | 27 | 39664..... | 36 | 85813..... | 76 |
| 26111..... | 20 | 39666..... | 36 | 85814..... | 76 |
| 26112..... | 20 | 39672..... | 35 | 87622..... | 37 |
| 26113..... | 20 | 39674..... | 35 | 87624..... | 37 |
| 26114..... | 20 | 39676..... | 35 | 87626..... | 37 |
| 27551..... | 24 | 39681..... | 5  | 87628..... | 37 |
| 27553..... | 24 | 39683..... | 5  |            |    |
| 27554..... | 24 | 39685..... | 5  |            |    |
| 30242..... | 38 | 39711..... | 29 |            |    |
| 30247..... | 38 | 39712..... | 29 |            |    |
| 30261..... | 13 | 39713..... | 29 |            |    |
| 30262..... | 13 | 53021..... | 42 |            |    |
| 30263..... | 13 | 53023..... | 42 |            |    |
| 30291..... | 8  | 53025..... | 42 |            |    |
| 30292..... | 8  | 53027..... | 42 |            |    |
| 30293..... | 8  | 53033..... | 41 |            |    |
| 32500..... | 30 | 53034..... | 41 |            |    |
| 32502..... | 30 | 53035..... | 41 |            |    |
| 32503..... | 30 | 55532..... | 39 |            |    |
| 32504..... | 30 | 55534..... | 39 |            |    |
| 32505..... | 30 | 55535..... | 39 |            |    |
| 35106..... | 34 | 55536..... | 39 |            |    |
| 35107..... | 34 | 55538..... | 39 |            |    |
| 39621..... | 6  | 55540..... | 39 |            |    |
| 39622..... | 6  | 55582..... | 40 |            |    |
| 39623..... | 6  | 55584..... | 40 |            |    |
| 39624..... | 6  | 55586..... | 40 |            |    |
| 39630..... | 31 | 83099..... | 72 |            |    |
| 39632..... | 31 | 85132..... | 75 |            |    |

## FINISH

|     |                    |
|-----|--------------------|
| BK  | Black              |
| BRZ | Anodized Bronze    |
| BZ  | Bronze             |
| CHB | Chestnut Bronze    |
| GLD | Gold               |
| GO  | Golden Bronze      |
| NAB | Natural Aged Brass |
| OI  | Oil Rubbed Bronze  |
| PC  | Polished Chrome    |

|    |                  |
|----|------------------|
| PD | Platinum Dusk    |
| PN | Polished Nockel  |
| PT | Pine Tree        |
| RB | Rustic Burnished |
| RC | Roasted Chestnut |
| RE | Rustic Ebony     |
| RG | Rose Gold        |
| SN | Satin Nickel     |

---

## GLASS STYLES

|    |                 |
|----|-----------------|
| AV | Amber Vanilla   |
| BC | Beveled Crystal |
| CD | Seedy           |
| CI | Clear Ice       |
| CL | Clear           |
| CR | Clear Ribbed    |
| CW | Clear Wave      |
| DW | Dusty White     |
| FI | Frosted Ivory   |
| FL | Frost Lichen    |
| FT | Frosted         |
| IB | Iceburg         |
| IC | Ice             |















|    |                |
|----|----------------|
| LN | Linen          |
| MR | Marble         |
| RR | Piastra Rolled |
| SA | Screen Amber   |
| SC | Stone Candle   |
| SV | Soft Vanilla   |
| SW | Satin White    |
| WS | Wilshire       |
| WT | White          |

---












## SHADES

|    |       |
|----|-------|
| WT | White |
|----|-------|

# LAMPING GUIDE

| Linedrawings   | Item                     | Type | Base   | Watt | Description                                       |
|--|--------------------------|------|--------|------|---|
|    | BUCF-FT18-2G11-830       | CF   | 2G11   | 18   | 18W CFL Twin 4 Pin 2G11 Bulb 3000K                |
|  | BUCF-FT36-2G11-830       | CF   | 2G11   | 36   | 36W CFL Twin 4 Pin 2G11 Bulb 3000K                |
|    | BUCF-CFQ13-G24Q-1-827    | CF   | G24q-1 | 13   | 13W CFL Quad 4 Pin G24q-1 Bulb 2700K              |
|  | BUCF-CFQ18-G24Q-2-827    | CF   | G24q-2 | 18   | 18W CFL Quad 4 Pin G24q-2 Bulb 2700K              |
|  | BUCF-CFQ26-G24Q-3-827    | CF   | G24q-3 | 26   | 26W CFL Quad 4 Pin G24q-3 Bulb 3000K              |
|  | BUCF-CFQ26-G24Q-3-830    | CF   | G24q-3 | 26   | 26W CFL Quad 4 Pin G24q-3 Bulb 3000K              |
|    | BUCF-CFQ13-GX23-2-827    | CF   | GX23-2 | 13   | 13W CFL Quad Bi-Pin GX23-2 Bulb 2700K             |
|    | BUF-SP13-GU24-827        | F    | GU24   | 13   | 13W FL Spiral GU24 Bulb 2700K                     |
|  | BUF-SP18-GU24-827        | F    | GU24   | 18   | 18W FL Spiral GU24 Bulb 2700K                     |
|  | BUF-SP26-GU24-827        | F    | GU24   | 26   | 26W FL Spiral GU24 Bulb 2700K                     |
|    | BUF-SPLP13-GU24-827      | F    | GU24   | 13   | 13W FL Low Profile Spiral GU24 Bulb 2700K         |
|  | BUF-SPLP18-GU24-827      | F    | GU24   | 18   | 18W FL Low Profile Spiral GU24 Bulb 2700K         |
|    | BUF-F13T5-831            | F    | T5     | 13   | 13W FL T5 Linear Mini Bi-Pin Bulb 3100K 21"L      |
|  | BUF-F16T5-831            | F    | T5     | 16   | 16W FL T5 Linear Mini Bi-Pin Bulb 3100K 23.5"L    |
|  | BUF-F21T5-827            | F    | T5     | 21   | 21W FL T5 Linear Mini Bi-Pin Bulb 2700K 34"L      |
|  | BUF-F21T5-830            | F    | T5     | 21   | 21W FL T5 Linear Mini Bi-Pin Bulb 3000K 34"L      |
|  | BUF-F24T5-835            | F    | T5     | 24   | 24W FL T5 Linear Mini Bi-Pin Bulb 3500K 22"L      |
|  | BUF-F26T5-831            | F    | T5     | 26   | 26W FL T5 Linear Mini Bi-Pin Bulb 3100K 41.5"L    |
|  | BUF-F39T5-835            | F    | T5     | 39   | 39W FL T5 Linear Mini Bi-Pin Bulb 3500K 34"L      |
|  | BUF-F8T5-831             | F    | T5     | 8    | 8W FL T5 Linear Mini Bi-Pin Bulb 3100K            |
|    | BUF-FC8T9-WW             | F    | T9     | 22   | 22W FL T9 Circline 4 Pin Bulb 2700K               |
|  | BUF-FC12T9-WW            | F    | T9     | 32   | 32W FL T9 Circline 4 Pin Bulb 2700K               |
|  | BUF-FC16T9-WW            | F    | T9     | 40   | 40W FL T9 Circline 4 Pin Bulb 3100K               |
|    | BUH-50W-PAR20-FL-CL-120V | H    | E26    | 50   | 50W Halogen PAR20 120V Bulb Clear                 |
|  | BUH-35W-GU10-CL-120V     | H    | GU10   | 35   | 35W Halogen GU10 110-130V Bulb Clear              |
|  | BUH-50W-GU10-CL-120V     | H    | GU10   | 50   | 50W Halogen GU10 110-130V Bulb Clear              |
|  | BUI-40W-T10-E26-IF-120V  | I    | E26    | 40   | 40W Incandescent MB T10 120V Bulb Inside Frost    |
|  | BUI-60W-T10-E26-IF-120V  | I    | E26    | 60   | 60W Incandescent MB T10 120V Bulb Inside Frost    |
|  | BUI-40W-ST58-E26-CL-120V | I    | E26    | 60   | 40W Incandescent MB ST58 120V Bulb Clear          |
|  | BUI-60W-ST64-E26-CL-120V | I    | E26    | 60   | 60W Incandescent MB ST64 120V Bulb Clear          |
|  | BUL-4W-E12-T-CL-120V-827 | L    | E12    | 4    | LED Filament 4W E12 Candelabra 2700K              |
|  | BUL-16W-E26-FT-120V-830  | L    | E26    | 16   | 16W LED E26 3000K 120V Bulb Frost                 |
|  | BUL-.2W-G3-CL-12V        | L    | G3     | 0.2  | .2W LED G3 12V 3500K Bulb Clear                   |
|  | BUL-1.2W-G4-FT-12V-830   | L    | G4     | 1.2  | 1.5W LED DC AC 12V 3000K CRI80                    |
|  | BUL-1.5W-G4-CL-12V       | L    | G4     | 1.5  | 1.5W LED G4 12V 3000K Bulb Clear (See Supp Descr) |
|  | BUL-2.2W-G9-FT-120V-830  | L    | G9     | 2.2  | 2.2W LED AC 120V 3000K CRI80 Beam Angle 280       |
|  | BUL-2.3W-G9-CL-120V-835  | L    | G9     | 2.3  | 2.3W LED G9 3500K 120V Bulb Clear                 |
|  | BUL-2.9W-G9-CL-120V-827  | L    | G9     | 2.9  | 2.9W LED G9 2700K 120V Bulb Clear                 |
|  | BUL-2.9W-G9-CL-120V-835  | L    | G9     | 2.9  | 2.9W LED G9 3500K 120V Bulb Clear                 |

# LAMPING GUIDE

| Linedrawings  | Item                      | Type | Base  | Watt | Description                                  |
|---|---------------------------|------|-------|------|--|
|    | BUL-5W-GU10-FT-120V-830   | L    | GU10  | 5    | 5W Dimmable LED GU10 3000K 120V Bulb Clear   |
|    | BUL-9W-GU24-FT-120V-830   | L    | GU24  | 9    | 9W Dimmable LED GU24 3000K 120V Bulb Frosted |
|    | BUL-11W-GU24-CL-120V-830  | L    | GU24  | 11   | 11W LED GU24 3000K 120V Clear                |
|    | BUL-4W-MR11-FT-12V-830    | L    | MR11  | 4    | 4W LED MR11 12V 3000K Bulb Frosted           |
|    | BUL-3W-MR16-FL-CL-12V     | L    | MR16  | 3    | 3W LED MR16 3000K 12V Bulb Clear             |
|   | BUL-7W-MR16-FL-CL-12V     | L    | MR16  | 7    | 7W LED MR16 3000K 12V Clear                  |
|    | BUL-11W-PAR30-FT-120V-830 | L    | PAR30 | 11   | 11W Dimmable LED PAR30 3000K 120V            |
|   | BUL-16W-PAR38-FT-120V-830 | L    | PAR38 | 16   | 16W Dimmable LED PAR38 3000K 120V            |
|    | BUX-10W-G4-CL-12V         | X    | G4    | 10   | 10W Xenon Bi-Pin G4 12V Bulb Clear           |
|   | BUX-10W-G4-FT-12V         | X    | G4    | 10   | 10W Xenon Bi-Pin G4 12V Bulb Frosted         |
|   | BUX-20W-G4-CL-12V         | X    | G4    | 20   | 20W Xenon Bi-Pin G4 12V Bulb Clear           |
|   | BUX-20W-G4-FT-12V         | X    | G4    | 20   | 20W Xenon Bi-Pin G4 12V Bulb Frosted         |
|   | BUX-35W-G4-CL-12V         | X    | G4    | 35   | 35W Xenon Bi-Pin G4 12V Bulb Clear           |
|    | BUX-35W-G6.35-CL-12V      | X    | G6.35 | 35   | 35W Xenon Bi-Pin G6.35 12V Bulb Clear        |
|   | BUX-50W-G6.35-CL-12V      | X    | G6.35 | 50   | 50W Xenon Bi-Pin G6.35 12V Bulb Clear        |
|    | BUX-20W-G8-CL-120V        | X    | G8    | 20   | 20W Xenon Bi-Pin G8 120V Bulb Clear          |
|    | BUX-25W-G9-CL-120V        | X    | G9    | 25   | 25W Xenon Bi-Pin G9 120V Bulb Clear          |
|   | BUX-25W-G9-FT-120V        | X    | G9    | 25   | 25W Xenon Bi-Pin G9 120V Bulb Frosted        |
|   | BUX-40W-G9-CL-120V        | X    | G9    | 40   | 40W Xenon Bi-Pin G9 120V Bulb Clear          |
|   | BUX-40W-G9-FT-120V        | X    | G9    | 40   | 40W Xenon Bi-Pin G9 120V Bulb Frosted        |
|   | BUX-50W-G9-CL-120V        | X    | G9    | 50   | 50W Xenon Bi-Pin G9 120V Bulb Clear          |
|   | BUX-50W-G9-FT-120V        | X    | G9    | 50   | 50W Xenon Bi-Pin G9 120V Bulb Frosted        |
|   | BUX-60W-G9-CL-120V        | X    | G9    | 60   | 60W Xenon Bi-Pin G9 120V Bulb Clear          |
|  | BUX-18W-WEDGE-CL-12V      | X    | WEDGE | 18   | 18W Xenon Xelogen Wedge 12V Bulb Clear       |

## Bulb Type Glossary

CF - Compact Fluorescent

F - Fluorescent

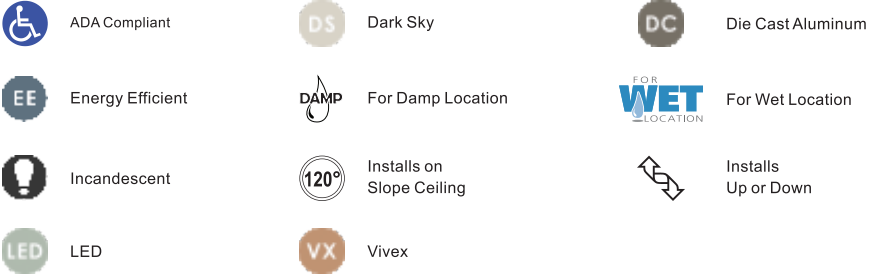
H - Halogen

I - Incandescent

L - LED

X - Xenon

# LEGEND



Installing new ENERGY STAR qualified light fixtures is a smart way to save energy and money. Maxim Lighting is proud to be a ENERGY STAR partner. Look for this ENERGY STAR logo to find Maxim Lighting fixtures that use  $\frac{1}{10}$  of the energy of traditional incandescent fixtures and last up to 10 times longer. More information on ENERGY STAR can be found on the ENERGY STAR web site at [energystar.gov](http://energystar.gov).



Dimmable Dimmable using standard dimmer. Lutron® CL dimmers are recommended



California Title 24 All new homes, additions, alterations and most commercial buildings in California must meet minimum energy efficiency standards contained in Title 24, Part 6 of the California Code of Regulations. When you see the California Title 24 symbol next to a Maxim Lighting fixtures, you can be assured that the fixtures complies. More information on California Title 24 can be found on the California Energy Commission web site at [energy.ca.gov/title24](http://energy.ca.gov/title24).

## Warranty And Other Information

- For specific and detailed warranty information, ask your Maxim Lighting sales representative or visit [www.maximlighting.com/warranty](http://www.maximlighting.com/warranty).
- Maxim Lighting reserves the right to change details of design, materials, colors and finishes. Color may vary from what is pictured due to limitations inherent to the photographic process.
- Always consult a qualified, licensed electrician before installation of any product weighing 35 pounds or more. We recommend that a qualified, licensed electrician do installations. Always install to a mechanically sound structure.
- Products in this supplement are UL or ETL certified. All electrical products are certified and listed to standards for use in the United States of America or Canada.
- Bulbs are not included unless otherwise noted.



CounterMax, Maxim Lighting and StarStrand are registered trademarks of Maxim Lighting International, Inc. All designs, logos, products and images © Copyright 2018 Maxim Lighting International, Inc. All Rights Reserved. Printed in China





LMXCAT1802  
\$5.00

MAXIM®



Maxim Lighting International  
253 North Vineland Avenue  
City of Industry, California 91746  
USA

General Info: 626.956.4200  
Customer Service: 800.486.2946  
General Fax: 626.956.4226

Dallas Trade Mart: 214.748.8455  
Showroom: 3901  
maximlighting.com  
info@maximlighting.com

#maximlighting



Maxim Lighting and all designs, logos  
and images © 2018 Maxim Lighting International.  
All rights reserved. Printed in China



american  
fighting  
association

LMXCAT1802