

Stock Guide - 4th Quarter 2019







- *Halo*
- *Halo Track and Surface*
- *Halo Commercial*
- *Metalux*
- *All-Pro Ambient*
- *Lumark Outdoor*
- *All Pro Outdoor Security & Worklights*
- *Sure-Lites*
- *All-Pro Emergency*
- *Atlite Emergency/Exit*
- *Portfolio*
- *Iris*
- *Lumiere*
- *McGraw-Edison*
- *Fail-Safe*
- *MWS*
- *HID Accessories*
- *Poles*
- *Controls*
- *Corelite*

EATON





Powering Business Worldwide

Halo


3" H3 Housing









	IC Air-Tite - H36ICAT H36ICAT	3" HOUSING IC AIR-TITE SHALLOW CEILING 120V LINE VOLTAGE, GU10	623961361302	4.85	4	64	• • • • •	MX
	IC Air-Tite - H38ICAT H38ICAT	3" HOUSING IC AIR-TITE 120V LINE VOLTAGE, GU10	623961361272	4.5	4	40	• • • • •	MX
	Non-IC Air-Tite Remodel H36RTAT	3" HOUSING NON-IC AIR-TITE SHALLOW CEILING 120V LINE VOLTAGE, REMODEL, GU10	623961361326	0.57	6	252	• • • • •	MX
	Non-IC Air-Tite H36TAT	3" HOUSING NON-IC AIR-TITE SHALLOW CEILING 120V LINE VOLTAGE, GU10	623961377662	2.4	6	168	• • • • •	MX







3" H3 Low Voltage Housing

	IC Air-Tite - H36LVICAT H36LVICAT	3" HOUSING IC AIR-TITE SHALLOW CEILING 12V LOW VOLTAGE, MR16	623961361333	5.661	4	64	• • • • •	MX
	IC Air-Tite - H38LVICAT H38LVICAT	3" HOUSING IC AIR-TITE 12V LOW VOLTAGE, MR16	623961361289	5.16	4	40	• • • • •	MX
	Non-IC Air-Tite Remodel H36LVRTAT	3" HOUSING NON-IC AIR-TITE SHALLOW CEILING 12V LOW VOLTAGE REMODEL, MR16	623961361340	2.298	6	168	• • • • •	MX
	H36LVRTAT277	3" HOUSING NON-IC AIR-TITE SHALLOW CEILING, 277V (DUAL-TAP 120/277V) TRANSFORMER, LOW VOLTAGE, REMODEL, MR16	080083528479	3.2	6	216	• • • • •	MX;US
	Non-IC Air-Tite H36LVTAT	3" HOUSING NON-IC AIR-TITE SHALLOW CEILING 12V LOW VOLTAGE, MR16	623961361357	4.2	6	168	• • • • •	MX
	H36LVTAT277	3" HOUSING NON-IC AIR-TITE SHALLOW CEILING, 277V (DUAL-TAP 120/277V) TRANSFORMER, LOW VOLTAGE, MR16	623961690068	4.18	6	168	• • • • •	MX

3" H3 Trim

	Adjustable Pinhole Baffle - 15 Degree Tilt 3001BKBB	3" TRIM ADJUSTABLE 15 DEGREE PINHOLE BLACK TRIM WITH BLACK BAFFLE	623961379673	0.675	36	864	• • • • •	CN
	3001TBZBB	3" TRIM ADJUSTABLE 15 DEGREE PINHOLE TUSCAN BRONZE TRIM WITH BLACK BAFFLE	623961591976	0.632	36	864	• • • • •	CN
	3001WHBB	3" TRIM ADJUSTABLE 15 DEGREE PINHOLE WHITE TRIM WITH BLACK BAFFLE	623961379727	0.632	36	864	• • • • •	CN
	3001SNBB	3" TRIM ADJUSTABLE 15 DEGREE PINHOLE SATIN NICKEL TRIM WITH BLACK BAFFLE	623961379703	0.638	36	432	• • • • •	CN

CATALOG NUMBER	DESCRIPTION	UPC CODE	WEIGHT	CASE PALLET					COO		
				QTY	QTY	IL	NJ	TX		CA	GA
Adjustable Pinhole Reflector - 15 Degree Tilt											
 3002WHC	3" TRIM ADJUSTABLE 15 DEGREE PINHOLE WHITE TRIM WITH CLEAR REFLECTOR	623961384349	0.61	36	864						CN
Adjustable Pinhole Baffle - 35 Degree Tilt											
 3003BKBB	3" TRIM ADJUSTABLE 35 DEGREE BAFFLE BLACK TRIM WITH BLACK BAFFLE	623961384929	0.675	36	864						CN
3003SNB	3" TRIM ADJUSTABLE 35 DEGREE BAFFLE SATIN NICKEL TRIM WITH SATIN NICKEL BAFFLE	623961384417	0.75	36	864						CN
3003TBZB	3" TRIM ADJUSTABLE 35 DEGREE BAFFLE TUSCAN BRONZE TRIM WITH TUSCAN BRONZE BAFFLE	623961591990	0.69	36	864						CN
3003WHBB	3" TRIM ADJUSTABLE 35 DEGREE BAFFLE WHITE TRIM WITH BLACK BAFFLE	623961384431	0.6	36	864						CN
3003WHWB	3" TRIM ADJUSTABLE 35 DEGREE BAFFLE WHITE TRIM WITH WHITE BAFFLE	623961384455	0.722	36	1080						CN
Adjustable Reflector - 35 Degree Tilt											
 3004SN	3" TRIM ADJUSTABLE 35 DEGREE REFLECTOR SATIN NICKEL TRIM WITH SATIN NICKEL REFLECTOR	623961384523	0.675	36	864						CN
3004TBZ	3" TRIM ADJUSTABLE 35 DEGREE REFLECTOR TUSCAN BRONZE TRIM WITH TUSCAN BRONZE REFLECTOR	623961592003	0.621	36	864						CN
3004WHC	3" TRIM ADJUSTABLE 35 DEGREE REFLECTOR WHITE TRIM WITH CLEAR REFLECTOR	623961384547	0.596	36	864						CN
3004WHH	3" TRIM ADJUSTABLE 35 DEGREE REFLECTOR WHITE TRIM WITH HAZE REFLECTOR	080083588220	0.599	36	864						CN
3004WHW	3" TRIM ADJUSTABLE 35 DEGREE REFLECTOR WHITE TRIM WITH WHITE REFLECTOR	623961401091	0.476	36	864						CN
3007TBZ	3" TRIM LENSED SHOWER LIGHT 15 TUSCAN BRONZE TRIM WITH TUSCAN BRONZE REFLECTOR	080083607389	0.764	36	432						CN
Adjustable Slot Aperture - 35 Degree Tilt											
 3006TBZBB	3" TRIM ADJUSTABLE SLOT 35 DEGREE APERTURE TUSCAN BRONZE TRIM WITH BLACK BAFFLE	623961592010	0.6	36	864						CN
3006WHBB	3" TRIM ADJUSTABLE SLOT 35 DEGREE APERTURE WHITE TRIM WITH BLACK BAFFLE	623961379635	0.669	36	864						CN
Lensed Shower Light - 15 Degree Tilt											
 3007PCC	3" TRIM LENSED SHOWER LIGHT 15 DEGREE POLISHED CHROME TRIM WITH CLEAR REFLECTOR	623961384776	0.613	6	864						CN
3007SN	3" TRIM LENSED SHOWER LIGHT 15 DEGREE SATIN NICKEL TRIM WITH SATIN NICKEL REFLECTOR	623961384790	0.6	36	864						CN
3007WHC	3" TRIM LENSED SHOWER LIGHT 15 DEGREE WHITE TRIM WITH CLEAR REFLECTOR	623961384813	0.617	36	864						CN
Shower Light											
 3008FG	3" TRIM SHOWER LIGHT WHITE PLASTIC TRIM WITH FROSTED GLASS LENS	623961384837	0.417	36	864						CN
Adjustable Gimbal - 35 Degree Tilt											
 3009BKBB	3" TRIM ADJUSTABLE 35 DEGREE GIMBAL BLACK WITH BLACK BAFFLE	623961384592	0.6	36	864						CN
3009SNBB	3" TRIM ADJUSTABLE 35 DEGREE GIMBAL SATIN NICKEL WITH BLACK BAFFLE	623961384615	0.638	36	864						CN
3009TBZBB	3" TRIM ADJUSTABLE 35 DEGREE GIMBAL TUSCAN BRONZE WITH BLACK BAFFLE	623961592249	0.571	36	864						CN
3009WHBB	3" TRIM ADJUSTABLE 35 DEGREE GIMBAL WHITE WITH BLACK BAFFLE	623961384646	0.599	36	864						CN
3009WHWB	3" TRIM ADJUSTABLE 35 DEGREE GIMBAL WHITE WITH WHITE BAFFLE	623961384660	0.683	36	864						CN
Super Adjustable, 80 Degree, White											
 3010SN	3" TRIM, SUPER ADJUSTABLE, 80 DEGREE, SATIN NICKEL	080083514380		1	36	216					CN




CATALOG NUMBER	DESCRIPTION	UPC CODE	WEIGHT	CASE PALLET					COO	
				QTY	QTY	IL	NJ	TX		CA
Super Adjustable, 80 Degree, Tuscan Bronze										
 3010WH	3" TRIM, SUPER ADJUSTABLE, 80 DEGREE, WHITE	080083514366	1.14	36	288					CN
Square Adjustable - 15 Degree Tilt										
 3011BKBB	3" TRIM ADJUSTABLE 15 DEGREE SQUARE BLACK TRIM WITH BLACK BAFFLE	623961978326	0.693	36	432					CN
3011SNBB	3" TRIM ADJUSTABLE 15 DEGREE SQUARE SATIN NICKEL TRIM WITH BLACK BAFFLE	623961978333	0.656	36	864					CN
3011TBZBB	3" TRIM ADJUSTABLE 15 DEGREE SQUARE TUSCAN BRONZE TRIM WITH BLACK BAFFLE	623961978357	0.652	36	864					CN
3011WHBB	3" TRIM ADJUSTABLE 15 DEGREE SQUARE WHITE TRIM WITH BLACK BAFFLE	623961978210	0.719	36	432					CN
3011WHWB	3" TRIM ADJUSTABLE 15 DEGREE SQUARE WHITE TRIM WITH WHITE BAFFLE	623961978203	0.666	36	864					CN
Square Regressed Lens Adjustable Shower Light										
 3012BKBB	3" TRIM LENSED SQUARE SHOWER LIGHT 15 DEGREE BLACK TRIM WITH BLACK BAFFLE	623961978395	0.71	36	864					CN
3012SNBB	3" TRIM LENSED SQUARE SHOWER LIGHT 15 DEGREE SATIN NICKEL TRIM WITH BLACK BAFFLE	623961978401	0.71	36	864					CN
3012TBZBB	3" TRIM LENSED SQUARE SHOWER LIGHT 15 DEGREE TUSCAN BRONZE TRIM WITH BLACK BAFFLE	623961978425	0.71	36	864					CN
3012WHBB	3" TRIM LENSED SQUARE SHOWER LIGHT 15 DEGREE WHITE TRIM WITH BLACK BAFFLE	623961978364	0.71	36	864					CN
3012WHWB	3" TRIM LENSED SQUARE SHOWER LIGHT 15 DEGREE WHITE TRIM WITH WHITE BAFFLE	623961978388	0.71	36	864					CN
Square Adjustable Gimbal										
 3013SN	3" TRIM ADJUSTABLE 15 DEGREE SQUARE GIMBAL TRIM, SATIN NICKEL	623961978463	0.508	36	864					CN
3013TBZ	3" TRIM ADJUSTABLE 15 DEGREE SQUARE GIMBAL TRIM, TUSCAN BRONZE	623961978487	0.533	36	648					CN
3013WH	3" TRIM ADJUSTABLE 15 DEGREE SQUARE GIMBAL TRIM, WHITE	623961978432	0.556	36	864					CN
All-Glass Frost Curve Showerlight Trim										
 3017FGS	3" TRIM, FROST ALL-GLASS CURVE SHOWER TRIM WITH WHITE BASE	080083514502	0.916	1	252					CN
Round Etched Glass										
3019RGSC	3" TRIM, ROUND ETCHED GLASS, SATIN CHROME TRIM	080083514526	0.494	6	216					CN
Wall Wash Pinhole with Clear Reflector										
 3020WW	3" TRIM WALL WASH PINHOLE WHITE TRIM WITH CLEAR REFLECTOR AND CLEAR KICK REFLECTOR	080083514533	1.135	6	180					CN

CATALOG NUMBER








DESCRIPTION

UPC CODE WEIGHT QTY CASE PALLET QTY IL NJ TX CA GA COO

4" H99 Housing







	IC Air-Tite - H99ICAT H99ICAT	4" HOUSING IC AIR-TITE SHALLOW CEILING 120V LINE VOLTAGE	080083582259	2.4	6	144	• • • • •	MX
	Non-IC Air-Tite Remodel - H99RTAT H99RTAT	4" HOUSING NON-IC, AIR-TITE SHALLOW CEILING REMODEL 120V LINE VOLTAGE	080083584369	1.9	6	252	• • • • •	MX
	Non-IC Air-Tite - H99TAT H99TAT	4" HOUSING NON-IC, AIR-TITE SHALLOW CEILING 120V INCANDESCENT	080083584260	2.48	6	168	• • • • •	MX

4" H99 Trim

	Adjustable Lensed Shower Light - 15 Degree Tilt 1951PS	4" TRIM LENSED SHOWERLIGHT WHITE TRIM, CLEAR SPECULAR SPLAY REFLECTOR, MR16	622697464974	0.801	12	384	• • • • •	CN
	1951TBZS	4" TRIM LENSED SHOWERLIGHT TUSCAN BRONZE TRIM, CLEAR SPECULAR SPLAY REFLECTOR, MR16	623961311758	0.781	12	720	• • • • •	CN
	Metropolitan Ice Lite - For H99T, H99RT & H99IC 945	4" TRIM METROPOLITAN 120V FROSTED GLASS	662400188612	0.91	6	192	• • • • •	CN;MX
	Shower Light 951PS	4" TRIM LENSED SHOWERLIGHT 120V WHITE TRIM WITH GLASS LENS	622697283117	0.55	6	480	• • • • •	CN
	951SNS	4" TRIM LENSED SHOWERLIGHT 120V SATIN NICKEL TRIM WITH GLASS LENS	623960387556	0.626	6	432	• • • • •	CN
	ETN-951TBZS	4" TRIM LENSED SHOWERLIGHT 120V TUSCAN BRONZE TRIM WITH GLASS LENS	623961311574	0.538	6	432	• • • • •	CN
	Dome Lens Showerlight 952PS	4" TRIM, LENSED SHOWERLIGHT, WHITE TRIM WITH FROST DOME GLASS LENS	080083515967	0.55	6	504	• • • • •	CN
	Metal Baffle 953P	4" TRIM, METAL BAFFLE, WHITE TRIM WITH BLACK BAFFLE	080083516001	0.35	12	840	• • • • •	CN
	953SN	4" TRIM METAL BAFFLE SATIN NICKEL TRIM WITH SATIN NICKEL BAFFLE	623960387532	0.3	12	576	• • • • •	CN
	953TBZ	4" TRIM METAL BAFFLE TUSCAN BRONZE TRIM WITH TUSCAN BRONZE BAFFLE	623961311499	0.379	12	576	• • • • •	CN
	953AC	4" TRIM METAL BAFFLE ANTIQUE COPPER TRIM WITH ANTIQUE COPPER BAFFLE	623961309472	0.375	12	576	• • • • •	CN
	Shower Light - 955PS 955PS	4" TRIM, LENSED SHOWERLIGHT, WHITE TRIM WITH PRISMATIC GLASS LENS	080083515943	0.573	6	1008	• • • • •	CN
	Pinhole Trim 990P	4" TRIM PINHOLE TRIM WHITE	662400320647	0.91	6	192	• • • • •	MX

ⓔ Indicates EISA Compliant Pulse Start Products  Indicates MarketPro Product Country of Origin - as Indicated

Please reference the Cooper Lighting Stock Guide Terms and Conditions page. Pictures are a representation of product categories and may not illustrate the exact skus listed. Product information is subject to change without notice. Consult factory representative for additional information and inventory details. Visit www.cooperlighting.com for more product information.

CATALOG NUMBER	DESCRIPTION	UPC CODE	WEIGHT	CASE PALLET					COO		
				QTY	QTY	IL	NJ	TX		CA	GA
Wall Wash with Baffle											
 992P	4" TRIM WALL WASH WHITE TRIM AND SCOOP, BLACK BAFFLE	662400320531	0.91	6	192				•	MX	
992TBZ	4" TRIM WALL WASH TUSCAN BRONZE TRIM AND SCOOP, BLACK BAFFLE	623961311550	0.492	12	576				•	CN	
992W	4" TRIM WALL WASH WHITE TRIM AND SCOOP, WHITE BAFFLE	662400320654	0.91	6	192				•	MX	
Coilex Baffle											
 993P	4" TRIM COILEX BAFFLE WHITE TRIM WITH BLACK BAFFLE	080083628223	0.4	6	840	•	•	•	•	•	CN
993SN	4" TRIM COILEX BAFFLE SATIN NICKEL TRIM WITH BLACK BAFFLE	623960250485	0.4	12	576				•	CN	
993TBZ	4" TRIM COILEX BAFFLE TUSCAN BRONZE WITH BLACK BAFFLE	080083628520	0.38	6	840				•	CN	
993W	4" TRIM COILEX BAFFLE WHITE TRIM WITH WHITE BAFFLE	080083628483	0.4	6	840	•	•	•	•	•	 CN
Step Baffle											
994W	4" TRIM STEP BAFFLE WHITE TRIM WITH WHITE BAFFLE	662400320708	0.91	6	192	•				•	MX
Adjustable Eyeball - 30 Degree Tilt - 996											
 996P	4" TRIM EYEBALL PAR20 LAMP WHITE TRIM WITH WHITE EYEBALL	662400320630	0.91	6	192	•	•		•	•	CN
996SN	4" TRIM EYEBALL PAR20 LAMP SATIN NICKEL TRIM WITH SATIN NICKEL EYEBALL	623960282769	0.893	12	384				•	CN	
996TBZ	4" TRIM EYEBALL PAR20 LAMP TUSCAN BRONZE TRIM WITH TUSCAN BRONZE EYEBALL	623961311512	0.904	12	360				•	CN	
Adjustable Eyeball - 30 Degree Tilt - 998											
 998P	4" TRIM EYEBALL R16, PAR16 LAMP WHITE TRIM WITH WHITE EYEBALL	080083628209	0.4	6	840	•	•	•	•	•	CN
998TBZ	4" TRIM EYEBALL R16, PAR16 LAMP TUSCAN BRONZE WITH TUSCAN BRONZE EYEBALL	623961311437	1.469	12	840				•	•	CN
Reflector											
 999H	4" TRIM REFLECTOR CONE WHITE TRIM WITH HAZE REFLECTOR	622696606221	0.91	12	672				•	•	MX
999P	4" TRIM REFLECTOR CONE WHITE TRIM WITH SPECULAR CLEAR REFLECTOR	662400320586	0.35	12	840	•	•	•	•	•	MX
999RG	4" TRIM REFLECTOR CONE WHITE TRIM WITH RESIDENTIAL GOLD REFLECTOR	662400320548	0.91	6	192				•	MX	
999SN	4" TRIM REFLECTOR CONE SATIN NICKEL TRIM WITH SATIN NICKEL REFLECTOR	080083628186	0.383	6	840				•	•	CN
999TBZ	4" TRIM REFLECTOR CONE TUSCAN BRONZE WITH TUSCAN BRONZE REFLECTOR	623961311451	0.362	12	1200				•	•	CN
999W	4" TRIM REFLECTOR CONE WHITE TRIM WITH WHITE REFLECTOR	623961394287	0.91	6	192				•	MX	

 Indicates EISA Compliant Pulse Start Products  Indicates MarketPro Product Country of Origin - as Indicated

Please reference the Cooper Lighting Stock Guide Terms and Conditions page. Pictures are a representation of product categories and may not illustrate the exact skus listed. Product information is subject to change without notice. Consult factory representative for additional information and inventory details. Visit www.cooperlighting.com for more product information.

CATALOG NUMBER	DESCRIPTION	UPC CODE	WEIGHT	CASE PALLET					COO
				QTY	QTY	IL	NJ	TX	

3" HL36 Housings

HL36A Round Housing

HL36A20FL927ED010ICAT	3 IN. SHALLOW NEW CONSTRUCTION DIRECTIONAL HOUSING, 40 DEGREE BEAM, 2700K, UNV	080083874064	7	0	72					•	•	MX
HL36A20FL930ED010ICAT	3 IN. SHALLOW NEW CONSTRUCTION DIRECTIONAL HOUSING, 40 DEGREE BEAM, 3000K, UNV	080083874088	7	0	72					•	•	MX
HL36A20FL935ED010ICAT	3 IN. SHALLOW NEW CONSTRUCTION DIRECTIONAL HOUSING, 40 DEGREE BEAM, 3500K, UNV, IC RATED	080083874101	7	0	72						•	MX
HL36A20FL940ED010ICAT	3 IN. SHALLOW NEW CONSTRUCTION DIRECTIONAL HOUSING, 40 DEGREE BEAM, 4000K, UNV, IC RATED	080083874125	7	0	72						•	MX
HL36A20NFL930ED010ICAT	3 IN. SHALLOW NEW CONSTRUCTION DIRECTIONAL HOUSING, 25 DEGREE BEAM, 3000K, UNV, IC RATED	080083852345	7	1	72					•	•	MX
HL36A20NFL935ED010ICAT	3 IN. SHALLOW NEW CONSTRUCTION DIRECTIONAL HOUSING, 25 DEGREE BEAM, 3500K, UNV, IC RATED	080083853267	7	1	72						•	MX
HL36A20NFL940ED010ICAT	3 IN. SHALLOW NEW CONSTRUCTION DIRECTIONAL HOUSING, 25 DEGREE BEAM, 4000K, UNV, IC RATED	080083853281	7	6	72						•	MX


HL36SA Square Housing

HL36SA20FL927ED010ICAT	3 IN. SHALLOW SQUARE NEW CONSTRUCTION DIRECTIONAL HOUSING, 40 DEGREE BEAM, 2700K, UNV	080083874149	7	0	72					•	•	MX
HL36SA20FL930ED010ICAT	3 IN. SHALLOW SQUARE NEW CONSTRUCTION DIRECTIONAL HOUSING, 40 DEGREE BEAM, 3000K, UNV	080083874163	7	0	72					•	•	MX
HL36SA20FL935ED010ICAT	3 IN. SHALLOW SQUARE NEW CONSTRUCTION DIRECTIONAL HOUSING, 40 DEGREE BEAM, 3500K, UNV, IC RATED	080083874187	7	0	72					•	•	MX
HL36SA20FL940ED010ICAT	3 IN. SHALLOW SQUARE NEW CONSTRUCTION DIRECTIONAL HOUSING, 40 DEGREE BEAM, 4000K, UNV, IC RATED	080083874200	7	0	72						•	MX
HL36SA20NFL927ED010ICAT	3 IN. SHALLOW SQUARE NEW CONSTRUCTION DIRECTIONAL HOUSING, 25 DEGREE BEAM, 2700K, UNV, IC RATED	080083853304	7	6	72						•	MX
HL36SA20NFL930ED010ICAT	3 IN. SHALLOW SQUARE NEW CONSTRUCTION DIRECTIONAL HOUSING, 25 DEGREE BEAM, 3000K, UNV, IC RATED	080083853328	7	6	72					•	•	MX
HL36SA20NFL940ED010ICAT	3 IN. SHALLOW SQUARE NEW CONSTRUCTION DIRECTIONAL HOUSING, 25 DEGREE BEAM, 4000K, UNV, IC RATED	080083853366	7	6	72						•	MX
HL36SA20NFL935ED010ICAT	3? SHALLOW SQUARE NEW CONSTRUCTION DIRECTIONAL HOUSING, 25 DEGREE BEAM, 3500K	080083853342	7	6	72						•	MX

3" HL36 Trims

Round Trims

TL3LWW6GHWF	3.25" APERTURE CONICAL LENS WALL WASH, SELF-FLANGED, SEMI-SPECULAR CLEAR REFLECTOR AND WHITE FLANGE	080083839971	0.2	6	3240					•	•	CN
TL3LWW6GMW	3.25" APERTURE CONICAL LENS WALL WASH, SELF-FLANGED, MATTE WHITE	080083839995	0.2	6	3240					•	•	CN
TL3LWW6GMWRL	3.25? APERTURE CONICAL LENS WALL WASH, RIMLESS, MATTE WHITE	080083840014	0.2	6	2700					•	•	CN
TL3PIN2GBNBB	2.00" APERTURE PINHOLE W/PRISMATIC LENS OCULUS, OPEN, SELF-FLANGED, BRUSHED NICKEL FLANGE, BLACK OCULUS	080083838684	0.2	6	3240					•	•	CN
TL3PIN2GMBBB	2.00" APERTURE PINHOLE W/PRISMATIC LENS OCULUS, OPEN, SELF-FLANGED, MATTE BLACK FLANGE, BLACK OCULUS	080083838769	0.2	6	3240					•	•	CN
TL3PIN2GMWBB	2.00" APERTURE PINHOLE W/PRISMATIC LENS OCULUS, OPEN, SELF-FLANGED, MATTE WHITE FLANGE, BLACK OCULUS	080083838745	0.2	6	3240					•	•	CN
TL3PIN2GMWWB	2.00" APERTURE PINHOLE W/PRISMATIC LENS OCULUS, OPEN, SELF-FLANGED, MATTE WHITE FLANGE, WHITE OCULUS	080083838721	0.2	6	3240					•	•	CN
TL3PIN2GMWWBRL	2.00" APERTURE PINHOLE W/PRISMATIC LENS OCULUS, OPEN, RIMLESS, MATTE WHITE FLANGE, WHITE OCULUS	080083838844	0.2	6	2700					•	•	CN
TL3PIN2GORBBB	2.00" APERTURE PINHOLE W/PRISMATIC LENS OCULUS, OPEN, SELF-FLANGED, OIL RUBBED BRONZE FLANGE, BLACK OCULUS	080083838707	0.2	6	3240					•	•	CN
TL3PINBNBB	2.00? APERTURE PINHOLE W/OCULUS, OPEN, SELF-FLANGED, BRUSHED NICKEL FLANGE, BLACK OCULUS	080083838585	0.2	6	3240					•	•	CN
TL3PINMBBB	2.00? APERTURE PINHOLE W/OCULUS, OPEN, SELF-FLANGED, MATTE BLACK FLANGE, BLACK OCULUS	080083838660	0.2	6	3240					•	•	CN
TL3PINMWBB	2.00? APERTURE PINHOLE W/OCULUS, OPEN, SELF-FLANGED, MATTE WHITE FLANGE, BLACK OCULUS	080083838646	0.2	6	3240					•	•	CN
TL3PINMWWB	2.00? APERTURE PINHOLE W/OCULUS, OPEN, SELF-FLANGED, MATTE WHITE FLANGE, WHITE	080083838622	0.2	6	3240					•	•	CN

Ⓢ Indicates EISA Compliant Pulse Start Products  Indicates MarketPro Product Country of Origin - as Indicated


CATALOG NUMBER	DESCRIPTION	UPC CODE	WEIGHT	CASE PALLET						COO	
				QTY	QTY	IL	NJ	TX	CA		GA
TL3PINMWWBRL	OCULUS 2.00" APERTURE PINHOLE W/OCULUS, OPEN, RIMLESS, SELF-FLANGED, MATTE WHITE FLANGE, WHITE OCULUS	080083838806	0.2	6	2700				•	•	CN
TL3PINORBBB	2.00" APERTURE PINHOLE W/OCULUS, OPEN, SELF-FLANGED, OIL RUBBED BRONZE FLANGE, BLACK OCULUS	080083838608	0.2	6	3240				•	•	CN
TL3PR2GMW	3.25" CONICAL POLYMER REFLECTOR, DIFFUSE LENS, SELF FLANGED, MATTE WHITE	080083839919	0.2	6	3240				•	•	CN
TL3R2GBBWF	3.25" APERTURE CONICAL BAFFLE, OPEN, SELF-FLANGED, MICROPRISMATIC LENS, MATTE BLACK BAFFLE, MATTE WHITE FLANGE	080083839476	0.2	6	3240				•	•	CN
TL3R2GBN	3.25" APERTURE CONICAL REFLECTOR, OPEN, SELF-FLANGED, MICROPRISMATIC LENS, BRUSHED NICKEL REFLECTOR AND FLANGE	080083839353	0.2	6	3240				•	•	CN
TL3R2GH	3.25" APERTURE CONICAL REFLECTOR, OPEN, SELF-FLANGED, MICROPRISMATIC LENS, SEMI-SPECULAR CLEAR REFLECTOR AND FLANGE	080083839315	1.26	6	1680				•	•	CN
TL3R2GHWF	3.25" APERTURE CONICAL REFLECTOR, OPEN, SELF-FLANGED, MICROPRISMATIC LENS, SEMI-SPECULAR CLEAR REFLECTOR AND MATTE WHITE FLANGE	080083839339	0.2	6	3240				•	•	CN
TL3R2GMB	3.25" APERTURE CONICAL REFLECTOR, OPEN, SELF-FLANGED, MICROPRISMATIC LENS, MATTE BLACK REFLECTOR AND FLANGE	080083839414	0.2	6	3240				•	•	CN
TL3R2GMW	3.25" APERTURE CONICAL REFLECTOR, OPEN, SELF-FLANGED, MICROPRISMATIC LENS, MATTE WHITE REFLECTOR AND FLANGE	080083839391	0.2	6	3240				•	•	CN
TL3R2GORB	3.25" APERTURE CONICAL REFLECTOR, OPEN, SELF-FLANGED, MICROPRISMATIC LENS, OIL RUBBED BRONZE REFLECTOR AND FLANGE	080083839377	0.2	6	3240				•	•	CN
TL3R2GWBWF	3.25" APERTURE CONICAL BAFFLE, OPEN, SELF-FLANGED, MICROPRISMATIC LENS, MATTE WHITE BAFFLE, MATTE WHITE FLANGE	080083839490	0.2	6	3240				•	•	CN
TL3R2GMWRL	3.25" APERTURE CONICAL REFLECTOR WITH MICROPRISMATIC LENS, OPEN, RIMLESS, MATTE WHITE REFLECTOR AND FLANGE	080083839537	0.2	6	2700				•	•	CN
TL3RBBWF	3.25" APERTURE CONICAL BAFFLE, OPEN, SELF-FLANGED, MATTE BLACK BAFFLE, MATTE WHITE FLANGE	080083839438	0.2	6	3240				•	•	CN
TL3RBN	3.25" APERTURE CONICAL REFLECTOR, OPEN, SELF-FLANGED, BRUSHED NICKEL REFLECTOR AND FLANGE	080083839230	1.26	6	1680				•	•	CN
TL3RH	3.25" APERTURE CONICAL REFLECTOR, OPEN, SELF-FLANGED, SEMI-SPECULAR CLEAR REFLECTOR AND FLANGE	080083839193	1.26	6	1680				•	•	CN
TL3RHWF	3.25" APERTURE CONICAL REFLECTOR, OPEN, SELF-FLANGED, SEMI-SPECULAR CLEAR REFLECTOR AND MATTE WHITE FLANGE	080083839216	1.26	6	1680				•	•	CN
TL3RMB	3.25" APERTURE CONICAL REFLECTOR, OPEN, SELF-FLANGED, MATTE BLACK REFLECTOR AND FLANGE	080083839292	1.26	6	1680				•	•	CN
TL3RMW	3.25" APERTURE CONICAL REFLECTOR, OPEN, SELF-FLANGED, MATTE WHITE REFLECTOR AND FLANGE	080083839278	1.26	6	1680				•	•	CN
TL3RORB	3.25" APERTURE CONICAL REFLECTOR, OPEN, SELF-FLANGED, OIL RUBBED BRONZE REFLECTOR AND FLANGE	080083839254	1.26	6	1680				•	•	CN
TL3RMWRL	3.25" APERTURE CONICAL REFLECTOR, OPEN, RIMLESS, MATTE WHITE REFLECTOR AND FLANGE	080083839513	0.2	6	2700				•	•	CN
TL3RWBWF	3.25" APERTURE CONICAL BAFFLE, OPEN, SELF-FLANGED, MATTE WHITE BAFFLE, MATTE WHITE FLANGE	080083839452	0.2	6	3240				•	•	CN
TL3LWW6GH	3.25" APERTURE CONICAL LENS WALL WASH, SELF-FLANGED, SEMI-SPECULAR CLEAR	080083839957	0.2	6	3240				•	•	CN

Square Trims

TLS3LWW6GH	3.25" SQUARE ANGLE CUT LENS WALL WASH, SELF FLANGED, LINEAR SPREAD LENS, SEMI-SPECULAR CLEAR REFLECTOR AND FLANGE	080083840038	0.2	6	3240				•	•	CN
TLS3LWW6GHWF	3.25" SQUARE ANGLE CUT LENS WALL WASH, SELF FLANGED, LINEAR SPREAD LENS, SEMI-SPECULAR CLEAR REFLECTOR AND MATTE WHITE FLANGE	080083840052	0.2	6	3240				•	•	CN
TLS3LWW6GMW	3.25" SQUARE ANGLE CUT LENS WALL WASH, SELF FLANGED, LINEAR SPREAD LENS, MATTE WHITE REFLECTOR AND FLANGE	080083840076	0.2	6	3240				•	•	CN
TLS3LWW6GMWRL	3.25" SQUARE ANGLE CUT LENS, WALL WASH, RIMLESS, LINEAR SPREAD LENS, MATTE WHITE REFLECTOR AND FLANGE	080083840090	0.2	6	2700				•	•	CN
TLS3PIN2GBNBB	3.25" SQUARE PINHOLE W/OCULUS, DIFFUSE LENS, SELF FLANGED, MICROPRISMATIC LENS, BRUSHED NICKEL FLANGE, BLACK OCULUS	080083838967	1.26	6	1680				•	•	CN
TLS3PIN2GMBBB	3.25" SQUARE PINHOLE W/OCULUS, DIFFUSE LENS, SELF FLANGED, MICROPRISMATIC LENS, MATTE BLACK FLANGE, BLACK OCULUS	080083839049	1.26	6	1680				•	•	CN
TLS3PIN2GMWBB	3.25" SQUARE PINHOLE W/OCULUS, DIFFUSE LENS, SELF FLANGED, MICROPRISMATIC LENS, MATTE WHITE FLANGE, BLACK OCULUS	080083839025	1.26	6	1680				•	•	CN
TLS3PIN2GMWVB	3.25" SQUARE PINHOLE W/OCULUS, DIFFUSE LENS, SELF FLANGED, MICROPRISMATIC LENS,	080083839001	1.26	6	1680				•	•	CN

ⓔ Indicates EISA Compliant Pulse Start Products  Indicates MarketPro Product Country of Origin - as Indicated

CATALOG NUMBER	DESCRIPTION	UPC CODE	WEIGHT	CASE PALLET					COO		
				QTY	QTY	IL	NJ	TX		CA	GA
TLS3PIN2GORBBB	MATTE WHITE FLANGE, WHITE OCULUS 3.25" SQUARE PINHOLE W/OCULUS, DIFFUSE LENS, SELF FLANGED, MICROPRISMATIC LENS, OIL RUBBED BRONZE FLANGE, BLACK OCULUS	080083838981	1.26	6	1680				•	•	CN
TLS3PIN2GMWWBRL	3.25" SQUARE PINHOLE W/OCULUS, DIFFUSE LENS, RIMLESS, MICROPRISMATIC LENS, MATTE WHITE FLANGE, WHITE OCULUS	080083839179	1.03	6	2304				•	•	CN
TLS3PINBNBB	2.00" SQUARE PINHOLE W/OCULUS, OPEN, SELF FLANGED, BRUSHED NICKEL FLANGE, BLACK OCULUS	080083838868	0.2	6	3240				•	•	CN
TLS3PINMBBB	2.00" SQUARE PINHOLE W/OCULUS, OPEN, SELF FLANGED, MATTE BLACK FLANGE, BLACK OCULUS	080083838943	1.26	6	1680				•	•	CN
TLS3PINMWBB	2.00" SQUARE PINHOLE W/OCULUS, OPEN, SELF FLANGED, MATTE WHITE FLANGE, BLACK OCULUS	080083838929	0.2	6	3240				•	•	CN
TLS3PINMWWB	2.00" SQUARE PINHOLE W/OCULUS, OPEN, SELF FLANGED, MATTE WHITE FLANGE, WHITE OCULUS	080083838905	0.2	6	3240				•	•	CN
TLS3PINORBBB	2.00" SQUARE PINHOLE W/OCULUS, OPEN, SELF FLANGED, OIL RUBBED BRONZE FLANGE, BLACK OCULUS	080083838882	0.2	6	3240				•	•	CN
TLS3PINMWWBRL	2.00" SQUARE PINHOLE W/OCULUS, OPEN, RIMLESS, MATTE WHITE FLANGE, WHITE OCULUS	080083839087	1.03	6	2304				•	•	CN
TLS3PR2GMW	3.25" SQUARE POLYMER REFLECTOR, DIFFUSE LENS, SELF FLANGED, MATTE WHITE REFLECTOR AND FLANGE	080083839933	0.2	6	3240				•	•	CN
TLS3R2GBBWF	3.25" SQUARE BAFFLE, DIFFUSE LENS, SELF FLANGED, MATTE BLACK BAFFLE, MATTE WHITE FLANGE	080083839834	0.2	6	3240				•	•	CN
TLS3R2GBN	3.25" SQUARE CONICAL REFLECTOR, DIFFUSE LENS, SELF FLANGED, BRUSHED NICKEL REFLECTOR AND FLANGE	080083839711	0.2	6	3240				•	•	CN
TLS3R2GH	3.25" SQUARE CONICAL REFLECTOR, DIFFUSE LENS, SELF FLANGED, SEMI-SPECULAR CLEAR REFLECTOR AND FLANGE	080083839674	0.2	6	3240				•	•	CN
TLS3R2GHWF	3.25" SQUARE CONICAL REFLECTOR, DIFFUSE LENS, SELF FLANGED, SEMI-SPECULAR CLEAR REFLECTOR AND MATTE WHITE FLANGE	080083839698	0.2	6	3240				•	•	CN
TLS3R2GMB	3.25" SQUARE CONICAL REFLECTOR, DIFFUSE LENS, SELF FLANGED, MATTE BLACK REFLECTOR AND FLANGE	080083839773	0.2	6	3240				•	•	CN
TLS3R2GMW	3.25" SQUARE CONICAL REFLECTOR, DIFFUSE LENS, SELF FLANGED, MATTE WHITE REFLECTOR AND FLANGE	080083839759	0.2	6	3240				•	•	CN
TLS3R2GORB	3.25" SQUARE CONICAL REFLECTOR, DIFFUSE LENS, SELF FLANGED, OIL RUBBED BRONZE REFLECTOR AND FLANGE	080083839735	0.2	6	3240				•	•	CN
TLS3R2GMWRL	3.25" SQUARE REFLECTOR, DIFFUSE LENS, RIMLESS, MICROPRISMATIC LENS, MATTE WHITE REFLECTOR AND FLANGE	080083839896	0.2	6	2700				•	•	CN
TLS3R2GWBWF	3.25" SQUARE BAFFLE, DIFFUSE LENS, SELF FLANGED, MICROPRISMATIC LENS, MATTE WHITE BAFFLE, MATTE WHITE FLANGE	080083839858	0.2	6	3240				•	•	CN
TLS3RBBWF	3.25" SQUARE BAFFLE, OPEN, SELF FLANGED, MATTE BLACK BAFFLE, MATTE WHITE FLANGE	080083839797	0.2	6	3240				•	•	CN
TLS3RBN	3.25" SQUARE REFLECTOR, OPEN, SELF FLANGED, BRUSHED NICKEL REFLECTOR AND FLANGE	080083839599	0.2	6	3240				•	•	CN
TLS3RH	3.25" SQUARE REFLECTOR, OPEN, SELF FLANGED, SEMI-SPECULAR CLEAR REFLECTOR AND FLANGE	080083839551	0.2	6	3240				•	•	CN
TLS3RHWF	3.25" SQUARE REFLECTOR, OPEN, SELF FLANGED, SEMI-SPECULAR CLEAR REFLECTOR AND MATTE WHITE FLANGE	080083839575	0.2	6	3240				•	•	CN
TLS3RMB	3.25" SQUARE REFLECTOR, OPEN, SELF FLANGED, MATTE BLACK REFLECTOR AND FLANGE	080083839650	0.2	6	3240				•	•	CN
TLS3RMW	3.25" SQUARE REFLECTOR, OPEN, SELF FLANGED, MATTE WHITE REFLECTOR AND FLANGE	080083839636	0.2	6	3240				•	•	CN
TLS3RORB	3.25" SQUARE REFLECTOR, OPEN, SELF FLANGED, OIL RUBBED BRONZE REFLECTOR AND FLANGE	080083839612	0.2	6	3240				•	•	CN
TLS3RWBWF	3.25" SQUARE REFLECTOR, OPEN, SELF FLANGED, MATTE WHITE BAFFLE, MATTE WHITE FLANGE	080083839810	0.2	6	3240				•	•	CN
TLS3RMWRL	3.25" SQUARE REFLECTOR, OPEN, RIMLESS, MATTE WHITE REFLECTOR AND FLANGE	080083839872	0.2	6	2700				•	•	CN

Ⓢ Indicates EISA Compliant Pulse Start Products  Indicates MarketPro Product Country of Origin - as Indicated

CATALOG NUMBER




DESCRIPTION

UPC CODE WEIGHT QTY CASE PALLET QTY IL NJ TX CA GA COO

4" E4 Housing




E4ICATSB New Construction

E4ICATSB 4" IC, AIR-TITE, NEW CONSTRUCTION HOUSING, 120V W/ SOCKET BRACKET 080083751525 2.77 6 108    MX






E4RTATSB Remodel

E4RTATSB 4" NON-IC AIR-TITE, REMODEL, 120V W/ SOCKET BRACKET 080083751501 1.733 6 432    MX



E4TATSB New Construction

E4TATSB 4" NON-IC, AIR-TITE, NEW CONSTRUCTION HOUSING, 120V W/ SOCKET BRACKET 080083751488 2.266 6 168    MX

4" E44 Housings

E44MR16ICAT Ultra Shallow


E44MR16ICAT 4? ULTRA-SHALLOW RECESSED LOW VOLTAGE NEW CONSTRUCTION HOUSING, MR16 10W MAX 080083818327 2.63 6 192   CN

E44MR16RICAT Ultra Shallow Remodel

E44MR16RICAT 4? ULTRA-SHALLOW RECESSED LOW VOLTAGE REMODELER HOUSING, MR16 10W MAX 080083818341 0.82 6 630   CN


E44PAR16ICAT Ultra Shallow

E44PAR16ICAT 4" ULTRA-SHALLOW RECESSED LINE VOLTAGE NEW CONSTRUCTION HOUSING, PAR16 20W MAX 080083818785 2.63 6 192   CN

E44PAR16ICATDR10 4? ULTRA-SHALLOW RECESSED NEW CONSTRUCTION HOUSING, GU10 BASE, 120V, FOR LED LAMPS ONLY 080083818761 2.63 6 192  CN


E44PAR16RICAT Ultra Shallow Remodel

E44PAR16RICAT 4? ULTRA-SHALLOW RECESSED LINE VOLTAGE REMODELER HOUSING, PAR16 10W MAX 080083818822 0.82 6 630   CN


E44PAR16RICATDR10 4? ULTRA-SHALLOW RECESSED REMODELER HOUSING, GU10 BASE, 120V, FOR LED MR16 LAMPS ONLY 080083818808 0.82 6 630  CN

4" E44 Trims


4" Conical Reflector Open - 1430BN

1430BN 4" CONICAL REFLECTOR, OPEN, 35° TILT, BRUSHED NICKEL 080083819492 0.66 6 360  CN

4" Conical Reflector Open - 1430GB

1430GB 4" CONICAL REFLECTOR, OPEN, 35° TILT, GERMAN BRONZE 080083819515 0.66 6 360  CN


4" Conical Reflector Open - 1430H

1430H 4" CONICAL REFLECTOR, OPEN, 35° TILT, HAZE 080083819454 0.66 6 360  CN

 Indicates EISA Compliant Pulse Start Products  Indicates MarketPro Product Country of Origin - as Indicated



Please reference the Cooper Lighting Stock Guide Terms and Conditions page. Pictures are a representation of product categories and may not illustrate the exact skus listed. Product information is subject to change without notice. Consult factory representative for additional information and inventory details. Visit www.cooperlighting.com for more product information.

CATALOG NUMBER	DESCRIPTION	UPC CODE	WEIGHT	CASE PALLET					COO		
				QTY	QTY	IL	NJ	TX		CA	GA
4" Conical Reflector Open - 1430HWF											
1430HWF	4" CONICAL REFLECTOR, OPEN, 35° TILT, HAZE, WHITE FLANGE	080083819478	0.66	6	360		•		•	•	CN
4" Conical Reflector Open - 1430MWWF											
1430MWWF	4" CONICAL REFLECTOR, OPEN, 35° TILT, MATTE WHITE, WHITE FLANGE	080083819430	0.66	6	360		•		•	•	CN
4" Conical Baffle Open - 1431BBWF											
1431BBWF	4" CONICAL BAFFLE, OPEN, 35° TILT, BLACK BAFFLE, WHITE FLANGE	080083819553	0.66	6	360					•	CN
4" Conical Baffle Open - 1431BN											
1431BN	4" CONICAL BAFFLE, OPEN, 35° TILT, BRUSHED NICKEL	080083819577	0.66	6	360					•	CN
4" Conical Baffle Open - 1431GB											
1431GB	4" CONICAL BAFFLE, OPEN, 35° TILT, GERMAN BRONZE	080083819591	0.66	6	360					•	CN
4" Conical Baffle Open - 1431WBWF											
1431WBWF	4" CONICAL BAFFLE, OPEN, 35° TILT, WHITE BAFFLE, WHITE FLANGE	080083819539	0.66	6	360		•		•	•	CN
4" Angle Cut Conical Reflector Lens Wall Wash - 1432H											
1432H	ANGLE CUT CONICAL REFLECTOR, LENS WALL WASH, HAZE	080083819638	0.66	6	360					•	CN
4" Angle Cut Conical Reflector Lens Wall Wash - 1432HWF											
1432HWF	ANGLE CUT CONICAL REFLECTOR, LENS WALL WASH, HAZE, WHITE FLANGE	080083819652	0.66	6	360					•	CN
4" Angle Cut Conical Reflector Lens Wall Wash - 1432MWWF											
1432MWWF	ANGLE CUT CONICAL REFLECTOR, LENS WALL WASH, MATTE WHITE, WHITE FLANGE	080083819614	0.66	6	360					•	CN
4" Conical Reflector Diffuse Lens - 1433BN											
1433BN	4" CONICAL REFLECTOR, DIFFUSE LENS, 35° TILT, BUSHED NICKEL	080083819737	0.66	6	360					•	CN
4" Conical Reflector Diffuse Lens - 1433GB											
1433GB	4" CONICAL REFLECTOR, DIFFUSE LENS, 35° TILT, GERMAN BRONZE	080083819751	0.66	6	360					•	CN




Ⓢ Indicates EISA Compliant Pulse Start Products  Indicates MarketPro Product Country of Origin - as Indicated



Please reference the Cooper Lighting Stock Guide Terms and Conditions page. Pictures are a representation of product categories and may not illustrate the exact skus listed. Product information is subject to change without notice. Consult factory representative for additional information and inventory details. Visit www.cooperlighting.com for more product information.

CATALOG NUMBER	DESCRIPTION	UPC CODE	WEIGHT	CASE PALLET					COO		
				QTY	QTY	IL	NJ	TX		CA	GA
4" Conical Reflector Diffuse Lens - 1433H											
1433H	4" CONICAL REFLECTOR, DIFFUSE LENS, 35° TILT, HAZE	080083819690	0.66	6	360		•		•	•	CN
4" Conical Reflector Diffuse Lens - 1433HWF											
1433HWF	4" CONICAL REFLECTOR, DIFFUSE LENS, 35° TILT, HAZE, WHITE FLANGE	080083819713	0.66	6	360					•	CN
4" Conical Reflector Diffuse Lens - 1433MWWF											
1433MWWF	4" CONICAL REFLECTOR, DIFFUSE LENS, 35° TILT, MATTE WHITE, WHITE FLANGE	080083819676	0.66	6	360		•		•	•	CN
4" Round Pinhole Open - 1434BN											
1434BN	4" ROUND PINHOLE, OPEN, 35° TILT, BRUSHED NICKEL	080083819812	0.66	6	420					•	CN
4" Round Pinhole Open - 1434GB											
1434GB	4" ROUND PINHOLE, OPEN, 35° TILT, GERMAN BRONZE	080083819836	0.66	6	420					•	CN
4" Round Pinhole Open - 1434MB											
1434MB	4" ROUND PINHOLE, OPEN, 35° TILT, MATTE BLACK	080083819799	0.66	6	420					•	CN
4" Round Pinhole Open - 1434MW											
1434MW	4" ROUND PINHOLE, OPEN, 35° TILT, MATTE WHITE	080083819775	0.66	6	420		•		•	•	CN
4" Round Pinhole with Oculus Open - 1435BNBB											
1435BNBB	4" ROUND PINHOLE WITH OCULUS, OPEN, 35° TILT, BRUSHED NICKEL WITH BLACK BAFFLE	080083819898	0.66	6	360					•	CN
4" Round Pinhole with Oculus Open - 1435GBBB											
1435GBBB	4" ROUND PINHOLE WITH OCULUS, OPEN, 35° TILT, GERMAN BRONZE WITH BLACK BAFFLE	080083819911	0.66	6	360					•	CN
4" Round Pinhole with Oculus Open - 1435MWBB											
1435MWBB	4" ROUND PINHOLE WITH OCULUS, OPEN, 35° TILT, MATTE WHITE WITH BLACK BAFFLE	080083819874	0.66	6	360					•	CN
4" Round Pinhole with Oculus Open - 1435MWWB											
1435MWWB	4" ROUND PINHOLE WITH OCULUS, OPEN, 35° TILT, MATTE WHITE WITH WHITE BAFFLE	080083819850	0.66	6	360		•		•	•	CN

 Indicates EISA Compliant Pulse Start Products
  Indicates MarketPro Product
 Country of Origin - as Indicated

Please reference the Cooper Lighting Stock Guide Terms and Conditions page. Pictures are a representation of product categories and may not illustrate the exact skus listed. Product information is subject to change without notice. Consult factory representative for additional information and inventory details. Visit www.cooperlighting.com for more product information.

CATALOG NUMBER	DESCRIPTION	UPC CODE	WEIGHT	CASE PALLET		IL	NJ	TX	CA	GA	COO
				QTY	QTY						
4" Round Pinhole Lens Wall Wash - 1436MWBB											
1436MWBB	4" ROUND PINHOLE, LENS WALL WASH, MATTE WHITE WITH BLACK BAFFLE	080083819959	0.66	6	360					•	CN
4" Round Pinhole Lens Wall Wash - 1436MWWB											
1436MWWB	4" ROUND PINHOLE, LENS WALL WASH, MATTE WHITE WITH WHITE BAFFLE	080083819935	0.66	6	360					•	CN
4" Round Pinhole Diffuse Lens - 1437BNBB											
1437BNBB	4" ROUND PINHOLE, DIFFUSE LENS, 35° TILT, BRUSHED NICKEL WITH BLACK BAFFLE	080083820382	0.66	6	360					•	CN
4" Round Pinhole Diffuse Lens - 1437GBBB											
1437GBBB	4" ROUND PINHOLE, DIFFUSE LENS, 35° TILT, GERMAN BRONZE WITH BLACK BAFFLE	080083820405	0.66	6	360					•	CN
4" Round Pinhole Diffuse Lens - 1437MWBB											
1437MWBB	4" ROUND PINHOLE, DIFFUSE LENS, 35° TILT, MATTE WHITE WITH BLACK BAFFLE	080083820368	0.66	6	360					•	CN
4" Round Pinhole Diffuse Lens - 1437MWWB											
1437MWWB	4" ROUND PINHOLE, DIFFUSE LENS, 35° TILT, MATTE WHITE WITH WHITE BAFFLE	080083819973	0.66	6	360		•		•	•	CN
4" Conical Reflector Open - 1440BN											
1440BN	4" CONICAL REFLECTOR, OPEN, 35° TILT, BRUSHED NICKEL	080083820863	5.11	6	168					•	CN
4" Conical Reflector Open - 1440H											
1440H	4" CONICAL REFLECTOR, OPEN, 35° TILT, HAZE	080083820726	5.11	6	168					•	 CN
4" Conical Reflector, Open - 1440HWF											
1440HWF	4" CONICAL REFLECTOR, OPEN, 35° TILT, HAZE, WHITE FLANGE	080083820740	5.11	6	168					•	 CN
4" Conical Reflector Open - 1440MWWF											
1440MWWF	4" CONICAL REFLECTOR, OPEN, 35° TILT, WHITE TRIM & WHITE FLANGE	080083820702	5.11	6	168		•		•	•	 CN
4" Conical Reflector Open - 1440GB											
1440GB	4" CONICAL REFLECTOR, OPEN, 35° TILT, GERMAN BRONZE	080083820887	5.11	6	168					•	CN



 Indicates EISA Compliant Pulse Start Products
  Indicates MarketPro Product
 Country of Origin - as Indicated



Please reference the Cooper Lighting Stock Guide Terms and Conditions page. Pictures are a representation of product categories and may not illustrate the exact skus listed. Product information is subject to change without notice. Consult factory representative for additional information and inventory details. Visit www.cooperlighting.com for more product information.

CATALOG NUMBER	DESCRIPTION	UPC CODE	WEIGHT	CASE PALLET					COO
				QTY	QTY	IL	NJ	TX	
4" Conical Reflector Diffuse Lens - 1443MWWF									
1443MWWF	4" CONICAL REFLECTOR, DIFFUSE LENS, 35° TILT, WHITE TRIM & WHITE FLANGE	080083821044	5.11	6	168			CN	
4" Round Pinhole Open - 1444MW									
1444MW	4" ROUND PINHOLE, OPEN, 35° TILT, WHITE	080083821143	1.21	6	420			CN	
4" Round Pinhole Open - 1444BN									
1444BN	4" ROUND PINHOLE, OPEN, 35° TILT, BRUSHED NICKEL	080083821181	5.11	6	360			CN	
4" Round Pinhole Open - 1444GB									
1444GB	4" ROUND PINHOLE, OPEN, 35° TILT, GERMAN BRONZE	080083821204	5.11	6	168			CN	
4" Round Pinhole Open - 1444MB									
1444MB	4" ROUND PINHOLE, OPEN, 35° TILT, MATTE BLACK	080083821167	5.11	6	420			CN	
4" Round Pinhole with Oculus Open - 1445BNBB									
1445BNBB	4" ROUND PINHOLE WITH OCULUS, OPEN, 35° TILT, BRUSHED NICKEL WITH BLACK BAFFLE	080083821266	5.11	6	168			CN	
4" Round Pinhole with Oculus Open - 1445GBBB									
1445GBBB	4" ROUND PINHOLE WITH OCULUS, OPEN, 35° TILT, GERMAN BRONZE WITH BLACK BAFFLE	080083821280	5.11	6	168			CN	
4" Round Pinhole with Oculus Open - 1445MWBB									
1445MWBB	4" ROUND PINHOLE WITH OCULUS, OPEN, 35° TILT, MATTE WHITE WITH BLACK BAFFLE	080083821242	5.11	6	168			CN	
4" Round Pinhole w/Oculus - 1445MWWB									
1445MWWB	4" ROUND PINHOLE WITH OCULUS, OPEN, 35° TILT, WHITE	080083821228	5.11	6	168			CN	
4" Round Pinhole Lens Wall Wash - 1446MWBB									
1446MWBB	4" ROUND PINHOLE, LENS WALL WASH, MATTE WHITE WITH BLACK BAFFLE	080083821327	5.11	6	168			CN	
4" Round Pinhole Lens Wall Wash - 1446MWWB									
1446MWWB	4" ROUND PINHOLE, LENS WALL WASH, WHITE	080083821303	5.11	6	168			CN	





Indicates EISA Compliant Pulse Start Products Indicates MarketPro Product Country of Origin - as Indicated


Please reference the Cooper Lighting Stock Guide Terms and Conditions page. Pictures are a representation of product categories and may not illustrate the exact skus listed. Product information is subject to change without notice. Consult factory representative for additional information and inventory details. Visit www.cooperlighting.com for more product information.

CATALOG NUMBER	DESCRIPTION	UPC CODE	WEIGHT	CASE PALLET							COO	
				QTY	QTY	IL	NJ	TX	CA	GA		
4" Round Pinhole Diffuse Lens - 1447BNBB												
1447BNBB	4" ROUND PINHOLE, DIFFUSE LENS, 35° TILT, BRUSHED NICKEL WITH BLACK BAFFLE	080083821389	5.11	6	168							CN
4" Round Pinhole Diffuse Lens - 1447GBBB												
1447GBBB	4" ROUND PINHOLE, DIFFUSE LENS, 35° TILT, GERMAN BRONZE WITH BLACK BAFFLE	080083821402	5.11	6	168							CN
4" Round Pinhole Diffuse Lens - 1447MWBB												
1447MWBB	4" ROUND PINHOLE, DIFFUSE LENS, 35° TILT, MATTE WHITE WITH BLACK BAFFLE	080083821365	5.11	6	168							CN
4" Round Pinhole Diffuse Lens - 1447MWWB												
1447MWWB	4" ROUND PINHOLE, DIFFUSE LENS, 35° TILT, WHITE TRIM & BAFFLE	080083821341	5.11	6	168							 CN
4" Round All Acrylic Glass Diffuse Lens - 1449AAG												
1449AAG	4" ROUND ALL ACRYLIC-GLASS DIFFUSE LENS, 35° TILT	080083821426	5.11	6	360							 CN
4" Square Pinhole Open - 1464BN												
1464BN	4" SQUARE PINHOLE, OPEN, 35° TILT, BRUSHED NICKEL	080083820467	5.11	6	144							CN
4" Square Pinhole Open - 1464GB												
1464GB	4" SQUARE PINHOLE, OPEN, 35° TILT, GERMAN BRONZE	080083820481	5.11	6	144							CN
4" Square Pinhole Open - 1464MB												
1464MB	4" SQUARE PINHOLE, OPEN, 35° TILT, MATTE BLACK	080083820443	5.11	6	144							CN
4" Square Pinhole Open - 1464MW												
1464MW	4" SQUARE PINHOLE, OPEN, 35° TILT, MATTE WHITE	080083820429	5.11	6	144							CN
4" Square Pinhole with Oculus Open - 1465BNBB												
1465BNBB	4" SQUARE PINHOLE WITH OCULUS, OPEN, 35° TILT, BRUSHED NICKEL WITH BLACK BAFFLE	080083820542	5.11	6	144							CN
4" Square Pinhole with Oculus Open - 1465GBBB												
1465GBBB	4" SQUARE PINHOLE WITH OCULUS, OPEN, 35° TILT, GERMAN BRONZE WITH BLACK BAFFLE	080083820566	5.11	6	144							CN


 Indicates EISA Compliant Pulse Start Products
  Indicates MarketPro Product
 Country of Origin - as Indicated

Please reference the Cooper Lighting Stock Guide Terms and Conditions page. Pictures are a representation of product categories and may not illustrate the exact skus listed. Product information is subject to change without notice. Consult factory representative for additional information and inventory details. Visit www.cooperlighting.com for more product information.











CATALOG NUMBER	DESCRIPTION	UPC CODE	WEIGHT	CASE PALLET					COO	
				QTY	QTY	IL	NJ	TX		CA
4" Square Pinhole Open - 1484MW										
1484MW	4" SQUARE PINHOLE, OPEN, 35° TILT, WHITE	080083821440	5.11	6	168		•	•	•	 CN
4" Square Pinhole with Oculus Open - 1485BNBB										
1485BNBB	4" SQUARE PINHOLE WITH OCULUS, OPEN, 35° TILT, BRUSHED NICKEL WITH BLACK BAFFLE	080083821563	5.11	6	168					CN
4" Square Pinhole with Oculus Open - 1485GBBB										
1485GBBB	4" SQUARE PINHOLE WITH OCULUS, OPEN, 35° TILT, GERMAN BRONZE WITH BLACK BAFFLE	080083821587	5.11	6	168					CN
4" Square Pinhole with Oculus Open - 1485MWBB										
1485MWBB	4" SQUARE PINHOLE WITH OCULUS, OPEN, 35° TILT, MATTE WHITE WITH BLACK BAFFLE	080083821549	5.11	6	168					CN
4" Square Pinhole w/Oculus - 1485MWWB										
1485MWWB	4" SQUARE PINHOLE WITH OCULUS, OPEN, 35° TILT, WHITE TRIM & WHITE BAFFLE	080083821525	5.11	6	168		•	•	•	 CN
4" Square Pinhole Lens Wall Wash - 1486MWBB										
1486MWBB	4" SQUARE PINHOLE, LENS WALL WASH, MATTE WHITE WITH BLACK BAFFLE	080083821624	5.11	6	168					CN
4" Square Pinhole Lens Wall Wash - 1486MWWB										
1486MWWB	4" SQUARE PINHOLE, LENS WALL WASH, WHITE TRIM & WHITE BAFFLE	080083821600	5.11	6	168					 CN
4" Square Pinhole Diffuse Lens - 1487BNBB										
1487BNBB	4" SQUARE PINHOLE, DIFFUSE LENS, 35° TILT, BRUSHED NICKEL WITH BLACK BAFFLE	080083821686	5.11	6	168					CN
4" Square Pinhole Diffuse Lens - 1487GBBB										
1487GBBB	4" SQUARE PINHOLE, DIFFUSE LENS, 35° TILT, GERMAN BRONZE WITH BLACK BAFFLE	080083821709	5.11	6	168					CN
4" Square Pinhole Diffuse Lens - 1487MWBB										
1487MWBB	4" SQUARE PINHOLE, DIFFUSE LENS, 35° TILT, MATTE WHITE WITH BLACK BAFFLE	080083821662	5.11	6	168					CN
4" Square Pinhole, Diffuse Lens - 1487MWWB										
1487MWWB	4" SQUARE PINHOLE, DIFFUSE LENS, 35° TILT, WHITE TRIM & WHITE BAFFLE	080083821648	5.11	6	168		•	•	•	 CN









Ⓢ Indicates EISA Compliant Pulse Start Products  Indicates MarketPro Product Country of Origin - as Indicated

Please reference the Cooper Lighting Stock Guide Terms and Conditions page. Pictures are a representation of product categories and may not illustrate the exact skus listed. Product information is subject to change without notice. Consult factory representative for additional information and inventory details. Visit www.cooperlighting.com for more product information.

CATALOG NUMBER	DESCRIPTION	UPC CODE	WEIGHT	CASE PALLET							COO	
				QTY	QTY	IL	NJ	TX	CA	GA		
4" Square All Acrylic Glass Diffuse Lens - 1489AAG 1489AAG	4" SQUARE ?ALL ACRYLIC-GLASS? DIFFUSE LENS, 35° TILT	080083821723	5.11	6	360							 CN








4" 4000 Trim

	4001BB Baffle 4001BB	4" BLACK PLASTIC STEP BAFFLE, WHITE RING	080083751440	0.266	12	1008							MX
	4001WB Baffle 4001WB	4" WHITE PLASTIC STEP BAFFLE - WHITE RING	080083745869	0.21	12	576							 CN
	4002WH Eyeball 4002WH	4" WHITE ADJUSTABLE EYEBALL, 30-DEGREE TILT	080083751464	0.2	12	672							MX
	4003SC Reflector 4003SC	4" SPECULAR REFLECTOR - WHITE RING	080083745883	0.293	12	480							CN
	4010BB Baffle 4010BB	4" BLACK METAL BAFFLE, WHITE RING	080083745920	0.2	6	882							CN
	4010WB Baffle 4010WB	4" WHITE METAL BAFFLE, WHITE RING	080083745906	0.306	12	576							CN
	4013BB Baffle 4013BB	4" BLACK FULL BAFFLE, WHITE SELF-FLANGE RING (H99 HOUSINGS ONLY)	080083745968	0.16	6	1920							CN
	4013WB Baffle 4013WB	4" WHITE FULL BAFFLE, SELF-FLANGE RING (H99 HOUSINGS ONLY)	080083745944	0.233	12	1152							CN
	4055WH Showerlight 4055WH	4" FLAT PRISMATIC LENS, WHITE PLASTIC RING, SHOWERLIGHT	080083745982	0.55	12	576							CN



CATALOG NUMBER	DESCRIPTION	UPC CODE	WEIGHT	CASE QTY	PALLET QTY	IL	NJ	TX	CA	GA	COO	
4" H1499 Low Voltage Trim												
1 - 7 / 8" Pinhole Baffle												
	1419P	4" TRIM PINHOLE BAFFLE WHITE TRIM WITH BLACK BAFFLE, MR16	662400320494	0.91	6	192				•	•	MX
	1419SN	4" TRIM PINHOLE BAFFLE SATIN NICKEL TRIM WITH BLACK BAFFLE, MR16	623960295226	0.73	6	768				•	•	CN
	1419TBZ	4" TRIM PINHOLE BAFFLE TUSCAN BRONZE TRIM WITH BLACK BAFFLE, MR16	623961311611	0.6	6	1200				•		CN
	1419W	4" TRIM PINHOLE BAFFLE WHITE TRIM WITH WHITE BAFFLE, MR16	662400320760	0.91	6	192				•	•	MX
Adjustable Slot Aperture - 35 Degree Tilt												
	1420P	4" TRIM SLOT APERTURE WHITE, MR16	662400132264	0.69	12	864	•		•	•	•	CN
	1420SN	4" TRIM, ADJUSTABLE SLOT SATIN NICKEL TRIM, MR16	623960295233	0.6	6	960					•	CN
	1420TBZ	4" TRIM SLOT APERTURE TUSCAN BRONZE, MR16	623961311673	0.863	6	1200					•	CN
Reflector Trim												
	1421C	4" TRIM REFLECTOR WHITE TRIM, CLEAR SPECULAR REFLECTOR, MR16	662400320524	0.91	6	192	•	•		•	•	MX
	1421CG	4" TRIM REFLECTOR WHITE TRIM, CHAMPAGNE GOLD REFLECTOR, MR16	662400603054	0.91	6	192				•		MX
	1421H	4" TRIM REFLECTOR WHITE TRIM, HAZE REFLECTOR, MR16	662400621508	0.91	6	192				•	•	US
	1421SN	4" TRIM REFLECTOR SATIN NICKEL TRIM, SATIN NICKEL REFLECTOR, MR16	623960295257	0.475	6	1200				•	•	CN
	1421TBZ	4" TRIM REFLECTOR TUSCAN BRONZE TRIM, TUSCAN BRONZE REFLECTOR, MR16	623961311598	0.513	6	672					•	CN
	1421W	4" TRIM REFLECTOR WHITE TRIM, WHITE REFLECTOR, MR16	623961394270	0.91	6	192				•	•	MX
Metal Baffle - 35 Degree Tilt												
	1453SN	4" TRIM METAL BAFFLE SATIN NICKEL TRIM WITH SATIN NICKEL BAFFLE, MR16	623960387570		1	6	1200					CN
	1453TBZ	4" TRIM METAL BAFFLE TUSCAN BRONZE TRIM WITH TUSCAN BRONZE BAFFLE, MR16	623961311659	0.488	6	1200					•	CN
	1493P	4" TRIM COILEX BAFFLE WHITE TRIM WITH BLACK BAFFLE, MR16	662400320555	0.91	6	192				•	•	MX
	1493TBZ	4" TRIM COILEX BAFFLE TUSCAN BRONZE TRIM WITH BLACK BAFFLE, MR16	623961311635	0.555	6	1200				•	•	CN
	1493W	4" TRIM COILEX BAFFLE WHITE TRIM WITH WHITE BAFFLE, MR16	662400320623	0.91	6	192	•	•	•	•	•	CN
Adjustable Gimbal - 30 Degree Tilt												
	1495P	4" TRIM ADJUSTABLE GIMBAL WHITE, MR16	662400659679	0.448	6	1056	•	•		•	•	CN
	1495SN	4" TRIM ADJUSTABLE GIMBAL SATIN NICKEL, MR16	623960295271	0.473	6	720				•	•	CN
	1495TBZ	4" TRIM ADJUSTABLE GIMBAL TUSCAN BRONZE, MR16	623961311697	0.478	6	1200						CN
	1495AC	4" TRIM ADJUSTABLE GIMBAL ANTIQUE COPPER, MR16	623961310706	0.38	6	1296					•	CN
Retractable Elbow - 60 Degree Tilt												
	1496P	4" TRIM RETRACTABLE ELBOW WHITE, MR16	662400659686	0.506	6	960	•	•	•	•	•	CN
	1496SN	4" TRIM RETRACTABLE ELBOW SATIN NICKEL, MR16	623960295172	0.528	6	720					•	CN
	1496TBZ	4" TRIM RETRACTABLE ELBOW TUSCAN BRONZE, MR16	623961311710	0.604	6	1200					•	CN
Adjustable Mirror Trim - 90 Degree Tilt												
	1497P	4" TRIM ADJUSTABLE MIRROR WHITE TRIM WITH WHITE SCOOP, MR16	662400671879	0.55	6	432				•	•	CN
Metropolitan Ice Lite - For H1499T, 1499RT & H1499IC												
	1945	4" TRIM METROPOLITAN FROSTED GLASS, MR16	662400194989	0.91	6	192	•			•		CN;MX;US

CATALOG NUMBER	DESCRIPTION	UPC CODE	WEIGHT	CASE PALLET		COO				
				QTY	QTY	IL	NJ	TX	CA	GA




4" 995 LED Housing

	4" LED Housing IC Air-Tite, 120V Line Voltage H995ICAT	4" LED HOUSING IC AIR-TITE SHALLOW CEILING 120V LINE VOLTAGE	080083616930	2.25	6	144	•	•	•	•	•	 MX
	4" LED Remodel Housing IC Air-Tite, 120V Line Voltage H995RICAT	4" LED REMODEL HOUSING IC AIR-TITE SHALLOW CEILING 120V LINE VOLTAGE	080083616947	1.35	6	162	•	•	•	•	•	 MX
	4" LED Ultra Shallow Housing H245RICAT	4" HOUSING ULTRA-SHALLOW FOR USE WITH LED INTEGRATED TRIMS	080083756520	0.82	6	540	•	•	•	•	•	 CN
	H245ICAT	4" NEW WORK HOUSING ULTRA-SHALLOW FOR USE WITH LED INTEGRATED TRIMS	080083770717	1.766	6	180	•	•	•	•	•	 CN



4" H4 LED Downlight Engine and Trim







	4" LED Trim, "Dead Front" Polymer Trim Ring and Lens Lens, Matte White Ring, Shower Rated TL422PS	4" LED TRIM, "DEAD FRONT" POLYMER TRIM RING AND LENS LENS, MATTE WHITE RING, SHOWER RATED	080083527922	0.379	18	540						CN
	4" LED Accessory TRM400BK	4" LED ACCESSORY - SLIM RING, BLACK	080083544585	0.178	24	4032					•	CN
	TRM400PC	4" LED ACCESSORY - SLIM RING, POLISHED CHROME	080083544646	0.2	24	3600					•	CN
	TRM400SN	4" LED ACCESSORY - SLIM RING, SATIN NICKEL	080083544608	0.2	24	3840					•	CN
	TRM400TBZ	4" LED ACCESSORY - SLIM RING, TUSCAN BRONZE	080083544622	0.2	24	3840					•	CN
	TRM400WH	4" LED ACCESSORY - SLIM RING, MATTE WHITE	080083544561	0.162	24	3840					•	CN

4" LT4 LED Retrofit Trim Kit

	Baffle-Trim LT460WH6930	4" RETROFIT BAFFLE-TRIM LED MODULE, 120V, 90CRI, 3000K, WHITE	080083742394	0.6	6	432	•	•	•	•	•	 CN
	LT460WH6927	4" RETROFIT BAFFLE-TRIM LED MODULE, 120V, 90CRI, 2700K, WHITE	080083762033	0.783	6	420	•	•	•	•	•	 CN
	LT460WH6935	4" RETROFIT BAFFLE-TRIM LED MODULE, 120V, 90CRI, 3500K, WHITE	080083762057	0.777	6	420	•	•	•	•	•	CN
	LT460WH6940	4" RETROFIT BAFFLE-TRIM LED MODULE, 120V, 90CRI, 4000K, WHITE	080083762873	0.77	6	504	•	•	•	•	•	CN
	LT460WH6950	4" RETROFIT BAFFLE-TRIM LED MODULE, 120V, 90CRI, 5000K, WHITE	080083762590	0.767	6	588	•	•	•	•	•	HK

ML4 LED Surface Housings



	HS4R LED Housing HS4RMB	ML4 SURFACE MOUNT HOUSING, ROUND, MATTE BLACK	080083756469	1.25	6	384				•	•	US
	HS4RMW	ML4 SURFACE HOUSING, ROUND, MATTE WHITE	080083756445	1.25	6	384				•	•	US
	HS4S LED Housing HS4SMB	ML4 SURFACE HOUSING, SQUARE, MATTE BLACK	080083756506	1.5	6	384				•	•	CN
	HS4SMW	ML4 SURFACE HOUSING, SQUARE, MATTE WHITE	080083756483	1.5	6	384				•	•	US


CATALOG NUMBER	DESCRIPTION	UPC CODE	WEIGHT	CASE QTY	PALLET QTY	IL	NJ	TX	CA	GA	COO	
ML4 LED Trims												
TL41R 2" Open Pinhole Round												
	TL41RBCU	2" ROUND OPEN PINHOLE ML4 TRIM, BRUSHED COPPER FLANGE	080083755905	0.18	6	1260				•	•	CN
	TL41RBN	2" ROUND OPEN PINHOLE ML4 TRIM, BRUSHED NICKEL FLANGE	080083755868	0.18	6	1260				•	•	CN
	TL41RGB	2" ROUND OPEN PINHOLE ML4 TRIM, GERMAN BRONZE FLANGE	080083755929	0.18	6	1260				•	•	CN
	TL41RMB	2" ROUND OPEN PINHOLE ML4 TRIM, MATTE BLACK FLANGE	080083755844	0.18	6	1260				•	•	CN
	TL41RMW	2" ROUND OPEN PINHOLE ML4 TRIM, MATTE WHITE FLANGE	080083755820	0.18	6	2592	•		•	•		CN
	TL41RORB	2" ROUND OPEN PINHOLE ML4 TRIM, OIL RUBBED BRONZE FLANGE	080083755882	0.18	6	1260				•	•	CN
TL42S 2" Open Pinhole Square												
	TL42SBCU	2" SQUARE OPEN PINHOLE ML4 TRIM, BRUSHED COPPER FLANGE	080083756025	0.21	6	1260				•	•	CN
	TL42SBN	2" SQUARE OPEN PINHOLE ML4 TRIM, BRUSHED NICKEL FLANGE	080083755981	0.21	6	1260				•	•	CN
	TL42SGB	2" SQUARE OPEN PINHOLE ML4 TRIM, GERMAN BRONZE FLANGE	080083756049	0.21	6	1260				•	•	CN
	TL42SMB	2" SQUARE OPEN PINHOLE ML4 TRIM, MATTE BLACK FLANGE	080083755967	0.21	6	1260				•	•	CN
	TL42SMW	2" SQUARE OPEN PINHOLE ML4 TRIM, MATTE WHITE FLANGE	080083755943	0.25	6	1260	•		•	•		CN
	TL42SORB	2" SQUARE OPEN PINHOLE ML4 TRIM, OIL RUBBED BRONZE FLANGE	080083756001	0.21	6	1260				•	•	CN
TL43R 2" Lens Pinhole Round												
	TL43R2GBCUBB	2" ROUND LENS PINHOLE ML4 TRIM, BRUSHED COPPER FLANGE, BLACK LENS FRAME	080083756223	0.24	6	1260				•	•	CN
	TL43R2GBNBB	2" ROUND LENS PINHOLE ML4 TRIM, BRUSHED NICKEL FLANGE, BLACK LENS FRAME	080083756186	0.24	6	1260				•	•	CN
	TL43R2GGBBB	2" ROUND LENS PINHOLE ML4 TRIM, GERMAN BRONZE FLANGE, BLACK LENS FRAME	080083756247	0.24	6	1764				•	•	CN
	TL43R2GMBBB	2" ROUND LENS PINHOLE ML4 TRIM, MATTE BLACK FLANGE, BLACK LENS FRAME	080083756162	0.24	6	1260				•	•	CN
	TL43R2GMWBB	2" ROUND LENS PINHOLE ML4 TRIM, MATTE WHITE FLANGE, BLACK LENS FRAME	080083756148	0.24	6	1260				•	•	CN
	TL43R2GMWWB	2" ROUND LENS PINHOLE ML4 TRIM, MATTE WHITE FLANGE, WHITE LENS FRAME	080083756124	0.24	6	1260	•		•	•		CN
	TL43R2GORBBB	2" ROUND LENS PINHOLE ML4 TRIM, OIL RUBBED BRONZE FLANGE, BLACK LENS FRAME	080083756209	0.24	6	1260				•	•	CN
TL44S 2" Lens Pinhole Square												
	TL44S2GBCUBB	2" SQUARE LENS PINHOLE ML4 TRIM, BRUSHED COPPER FLANGE, BLACK LENS FRAME	080083756360	0.28	6	1260				•	•	CN
	TL44S2GBNBB	2" SQUARE LENS PINHOLE ML4 TRIM, BRUSHED NICKEL FLANGE, BLACK LENS FRAME	080083756322	0.28	6	1260				•	•	CN
	TL44S2GGBBB	2" SQUARE LENS PINHOLE ML4 TRIM, GERMAN BRONZE FLANGE, BLACK LENS FRAME	080083756384	0.28	6	1260				•	•	CN
	TL44S2GMBBB	2" SQUARE LENS PINHOLE ML4 TRIM, MATTE BLACK FLANGE, BLACK LENS FRAME	080083756308	0.28	6	1260				•	•	CN
	TL44S2GMWBB	2" SQUARE LENS PINHOLE ML4 TRIM, MATTE WHITE FLANGE, BLACK LENS FRAME	080083756285	0.28	6	1260				•	•	CN
	TL44S2GMWWB	2" SQUARE LENS PINHOLE ML4 TRIM, MATTE WHITE FLANGE, WHITE LENS FRAME	080083756261	0.3	6	1728				•	•	CN
	TL44S2GORBBB	2" SQUARE LENS PINHOLE ML4 TRIM, OIL RUBBED BRONZE FLANGE, BLACK LENS FRAME	080083756346	0.28	6	1260				•	•	CN
TL45R 2" Lens Wall Wash Pinhole Round												
	TL45R6GMWWB	2" ROUND LENS WALL WASH PINHOLE, MATTE WHITE FLANGE, WHITE LENS FRAME	080083756407	0.41	6	1260				•	•	CN
	TL45R6GMWBB	2" SQUARE LENS PINHOLE, ML4 TRIM, MATTE WHITE FLANGE, BLACK LENS FRAME	080083758470	0.41	6	1260				•	•	CN
TL46S 2" Lens Wall Wash Pinhole Square												
	TL46S6GMWWB	2" SQUARE LENS WALL WASH PINHOLE, MATTE WHITE FLANGE, WHITE LENS FRAME	080083756421	0.45	6	1260				•	•	CN
	TL46S6GMWBB	2" SQUARE LENS WALL WASH PINHOLE, MATTE WHITE FLANGE, BLACK LENS FRAME	080083758494	0.45	6	1260				•	•	CN


CATALOG NUMBER	DESCRIPTION	UPC CODE	WEIGHT	CASE PALLET						COO	
				QTY	QTY	IL	NJ	TX	CA		GA
4" RSQ4 Square Trim											
<i>RSQ4 Square Trim</i>											
RSQ4TRMMW	4" SQUARE TRIM, MATTE WHITE FLANGE AND SPLAY, FIELD PAINTABLE	080083840984	0.07	6	3780						CN
RSQ4TRMSNB	4" SQUARE TRIM, SATIN NICKEL FLANGE AND BAFFLE	080083841004	0.07	6	3780						CN
RSQ4TRMTBZB	4" SQUARE TRIM, TUCSON BRONZE FLANGE AND BAFFLE	080083841028	0.07	6	3780						CN

5" E5 Housing

<i>IC Air-Tite</i>											
	E5ICATNB	5" IC, AIR-TITE, NEW CONSTRUCTION, NO SOCKET BRACKET HOUSING, 120V	080083737390	1.94	6	144					Ⓢ  MX
	E5ICAT	5" IC, AIR-TITE, NEW CONSTRUCTION HOUSING, 120V	080083737420	2.45	6	144					Ⓢ  MX
	E550ICAT	5" IC, AIR-TITE, LED NEW CONSTRUCTION HOUSING, 120V	080083774982	1.9	6	144					CN


<i>IC Air-Tite Remodel</i>											
	E5RICAT	5" IC, AIR-TITE, REMODEL HOUSING, 120V	080083737307	1.63	6	180					Ⓢ  MX
	E550RICAT	5" IC, AIR-TITE, LED REMODEL HOUSING, 120V	080083778560	1.8	6	180					MX

<i>Non-IC Air-Tite Remodel</i>											
	E5RTAT	5" NON-IC, AIR-TITE, REMODEL HOUSING, 120V	080083737277	1.36	6	180					MX


<i>Non-IC Air-Tite</i>											
	E5TATNB	5" NON-IC, AIR-TITE, NEW CONSTRUCTION, NO SOCKET BRACKET HOUSING, 120V	080083737338	1.85	6	144					MX


5" 5100 and 5200 Trim




<i>5102BB Baffle</i>											
	5102BB	5" BLACK TAPERED METAL BAFFLE, WHITE SELF-FLANGE RING	080083743834	0.33	6	1512					CN










<i>5102WB Baffle</i>											
	5102WB	5" WHITE TAPERED METAL BAFFLE, WHITE SELF-FLANGE RING	080083743841	0.33	6	1512					CN


<i>5107SC Reflector</i>											
	5107SC	5" SPECULAR CLEAR TAPERED REFLECTOR, WHITE SELF-FLANGE RING	080083743858	0.17	6	1512					CN

<i>5109BB Baffle</i>											
	5109BB	5" BLACK PLASTIC TAPERED COILEX? BAFFLE, WHITE SELF-FLANGE RING	080083743049	0.23	6	600					CN

<i>5109BKBB Baffle</i>											
	5109BKBB	5" BLACK PLASTIC TAPERED COILEX? BAFFLE, BLACK SELF-FLANGE RING	080083743056	0.5	6	720					CN


CATALOG NUMBER	DESCRIPTION	UPC CODE	WEIGHT	CASE PALLET					COO		
				QTY	IL	NJ	TX	CA		GA	
 5109WB Baffle ETN-5109WB	5" WHITE PLASTIC TAPERED COILEX? BAFFLE, WHITE SELF-FLANGE RING	080083743063	0.35	36	576	•			•	•	CN
 5110BB Baffle 5110BB	5" BLACK PERFTEX? BAFFLE, WHITE SELF-FLANGE RING	080083743070	0.2	6	900				•	•	CN
 5110BKBB Baffle 5110BKBB	5" BLACK PERFTEX? BAFFLE, BLACK SELF-FLANGE RING	080083743087	0.2	6	900					•	CN
 5110WB Baffle 5110WB	5" WHITE PERFTEX? BAFFLE, WHITE SELF-FLANGE RING	080083743094	0.35	36	864				•	•	CN
 5120SN Reflector 5120SN	5" FULL CONE SATIN NICKEL REFLECTOR, SATIN NICKEL SELF-FLANGE	080083743100	0.28	6	288	•			•	•	CN
 5120TBZ Reflector 5120TBZ	5" FULL CONE TUSCAN BRONZE REFLECTOR, TUSCAN BRONZE SELF-FLANGE RING	080083743117	0.28	6	288					•	CN
 5120WH Reflector 5120WH	5" FULL CONE WHITE REFLECTOR, WHITE SELF-FLANGE RING	080083743124	0.28	6	288				•	•	CN
 5121WH Reflector 5121WH	5" SHALLOW FULL CONE WHITE REFLECTOR, WHITE SELF-FLANGE RING	080083743131	0.28	6	288				•	•	CN
 5125BB Baffle 5125BB	5" FULL CONE BLACK BAFFLE, WHITE SELF-FLANGE RING	080083743148	0.31	6	288				•	•	CN
 5125BKBB Baffle 5125BKBB	5" FULL CONE BLACK BAFFLE, BLACK SELF-FLANGE RING	080083743155	0.31	6	288					•	CN
 5125WB Baffle 5125WB	5" FULL CONE WHITE BAFFLE, WHITE SELF-FLANGE RING	080083743162	4.6	24	288	•	•		•	•	 CN

CATALOG NUMBER	DESCRIPTION	UPC CODE	WEIGHT	CASE PALLET					COO		
				QTY	IL	NJ	TX	CA		GA	
 5126BB Baffle 5126BB	5" SHALLOW FULL CONE BLACK BAFFLE, WHITE SELF-FLANGE RING	080083743179	0.26	6	360	•			•	•	CN
 5126WB Baffle 5126WB	5" SHALLOW FULL CONE WHITE BAFFLE, WHITE SELF-FLANGE RING	080083745425	0.26	6	360					•	CN
 5130WH Eyeball 5130WH	5" WHITE ADJUSTABLE EYEBALL & SELF-FLANGE RING 35-DEGREE MAX. TILT FOR PAR30'S	080083743605	0.71	12	360	•			•	•	CN
 5135WH Eyeball 5135WH	5" WHITE ADJUSTABLE EYEBALL & SELF-FLANGE RING 35-DEGREE MAX. TILT FOR PAR20'S	080083743612	0.72	6	288	•			•	•	CN
 5145TBZ Reflector 5145TBZ	5" TUSCAN BRONZE REFL. OPEN WET LOCATION SHOWER, DEEP SELF-FLANGE RING	080083743001	0.29	6	360	•			•	•	CN
 5145WH Reflector 5145WH	5" WHITE REFL. OPEN WET LOCATION SHOWERLIGHT, DEEP SELF-FLANGE RING	080083743018	0.29	6	360				•	•	CN
 5146SN Reflector 5146SN	5" SATIN NICKEL REFL. OPEN WET LOCATION SHOWERLIGHT, SELF-FLANGE RING	080083743025	0.31	6	360				•	•	CN
 5146TBZ Reflector 5146TBZ	5" TUSCAN BRONZE REFL. OPEN WET LOCATION SHOWERLIGHT, SELF-FLANGE RING	080083743032	0.31	6	360					•	CN
 5146WH Reflector 5146WH	5" WHITE REFLECTOR, OPEN WET LOCATION SHOWERLIGHT, SELF-FLANGE RING	080083745463	0.31	6	288					•	CN
 5150SN Showerlight 5150SN	5" FROST DOME GLASS LENS, SATIN NICKEL PLASTIC SF RING, SHOWERLIGHT	080083743766	0.6	6	180	•				•	CN
 5150TBZ Showerlight 5150TBZ	5" FROST DOME GLASS LENS, TUSCAN BRONZE PLASTIC SF RING, SHOWERLIGHT	080083743773	0.6	6	180					•	CN












ⓔ Indicates EISA Compliant Pulse Start Products  Indicates MarketPro Product Country of Origin - as Indicated


Please reference the Cooper Lighting Stock Guide Terms and Conditions page. Pictures are a representation of product categories and may not illustrate the exact skus listed. Product information is subject to change without notice. Consult factory representative for additional information and inventory details. Visit www.cooperlighting.com for more product information.

CATALOG NUMBER	DESCRIPTION	UPC CODE	WEIGHT	CASE					PALLET	COO	
				QTY	IL	NJ	TX	CA			GA
 5150WH Showerlight RE-5150WH	5" FROST DOME GLASS LENS, WHITE PLASTIC SELF-FLANGE RING, SHOWERLIGHT	080083757664	0.6	6	192				•		CN
5150WH	5" FROST DOME GLASS LENS, WET LOCATION, SELF-FLANGE, MATTE WHITE	080083743780	0.6	6	192				•	•	CN
 5162WH Reflector 5162WH	5" DROP OPAL PLASTIC LENS, REFLECTOR, WHITE PLASTIC TRIM, SHOWERLIGHT	080083745487	0.34	6	144				•		CN
 5165BK Gimbal 5165BK	5" BLACK ADJUSTABLE GIMBAL & BLACK TRIM RING 35-DEGREE MAX. TILT	080083743629	0.46	6	576	•				•	CN
 5165SN Gimbal 5165SN	5" SATIN NICKEL ADJUSTABLE GIMBAL & TRIM RING 35-DEGREE MAX. TILT	080083743636	0.46	6	576	•				•	CN
 5165TBZ Gimbal 5165TBZ	5" TUSCAN BRONZE ADJUSTABLE GIMBAL & TRIM RING 35-DEGREE MAX. TILT	080083743643	0.46	6	576				•		CN
 5175SN Open 5175SN	5" OPEN, SATIN NICKEL SELF-FLANGE	080083743865	0.28	12	1728	•			•	•	CN
 5175TBZ Open 5175TBZ	5" OPEN, TUSCAN BRONZE SELF-FLANGE	080083743872	0.28	12	1440	•			•		CN
 5175WH Open 5175WH	5" OPEN, WHITE SELF-FLANGE	080083743889	0.35	12	1296	•			•	•	CN
 5176SN Open 5176SN	5" OPEN, W/ SOCKET SUPPORT, SATIN NICKEL SELF-FLANGE	080083743896	0.54	6	192	•			•	•	CN
 5176TBZ Open 5176TBZ	5" OPEN, W/ SOCKET SUPPORT, TUSCAN BRONZE SELF-FLANGE	080083743902	0.54	6	192	•			•		CN
 5176WH Open 5176WH	5" OPEN, W/ SOCKET SUPPORT, WHITE SELF-FLANGE	080083743919	0.54	6	192	•			•	•	CN












ⓔ Indicates EISA Compliant Pulse Start Products  Indicates MarketPro Product Country of Origin - as Indicated



Please reference the Cooper Lighting Stock Guide Terms and Conditions page. Pictures are a representation of product categories and may not illustrate the exact skus listed. Product information is subject to change without notice. Consult factory representative for additional information and inventory details. Visit www.cooperlighting.com for more product information.

CATALOG NUMBER	DESCRIPTION	UPC CODE	WEIGHT	CASE PALLET		COO					COO	
				QTY	QTY	IL	NJ	TX	CA	GA		
 5185SN Splay 5185SN	5" SPLAY, SATIN NICKEL SELF-FLANGE	080083743926	0.29	12	1080	•				•	•	CN
 5185TBZ Splay 5185TBZ	5" SPLAY, TUSCAN BRONZE SELF-FLANGE	080083743933	0.29	12	1080	•				•	•	CN
 5185WH Splay 5185WH	5" SPLAY, WHITE SELF-FLANGE	080083743940	0.29	12	1080	•				•		CN
 5186SN Splay 5186SN	5" SPLAY, W/ SOCKET SUPPORT, SATIN NICKEL SELF-FLANGE	080083743957	0.57	6	192	•				•	•	CN
 5186TBZ Splay 5186TBZ	5" SPLAY, W/ SOCKET SUPPORT, TUSCAN BRONZE SELF-FLANGE	080083743964	0.57	6	192	•				•	•	CN
 5186WH Splay RE-5186WH 5186WH	5" SPLAY, W/ SOCKET SUPPORT, WHITE SELF-FLANGE	080083757541	0.69	6	180					•		CN
	5" OPEN SPLAY, SELF-FLANGE, MATTE WHITE	080083745449	0.57	6	300	•				•	•	CN
 5222BB Baffle 5222BB	5" REGRESSED ADJUSTABLE, BLACK BAFFLE, WHITE RING 30-DEGREE MAX. TILT	080083743568	3.36	6	192	•				•	•	CN
 5222H Reflector 5222H	5" REGRESSED ADJUSTABLE, HAZE REFLECTOR, WHITE RING 30-DEG. MAX. TILT	080083743575	3.36	6	192	•				•		CN
 5222SC Reflector 5222SC	5" REGRESSED ADJUSTABLE, SPEC. REFLECTOR, WHITE RING 30-DEG. MAX. TILT	080083743582	3.36	6	192					•		CN
 5222WB Baffle ETN-5222WB	5" REGRESSED ADJUSTABLE, WHITE BAFFLE, TRIM RING 30-DEG. MAX. TILT	080083743599	3.36	6	192	•				•	•	CN
 5230AH Showerlight 5230AH	5" SQUIRICLE FROST GLASS LENS, ALUMINUM HAZE METAL RING, SHOWERLIGHT	080083743650	0.8	6	144					•		CN



ⓔ Indicates EISA Compliant Pulse Start Products  Indicates MarketPro Product Country of Origin - as Indicated

Please reference the Cooper Lighting Stock Guide Terms and Conditions page. Pictures are a representation of product categories and may not illustrate the exact skus listed. Product information is subject to change without notice. Consult factory representative for additional information and inventory details. Visit www.cooperlighting.com for more product information.



CATALOG NUMBER	DESCRIPTION	UPC CODE	WEIGHT	QTY	CASE QTY	PALLET	IL	NJ	TX	CA	GA	COO
5" H5 Shallow Housing												
	IC Air-Tite H25ICAT	5" HOUSING ICAT SHALLOW 120V LINE VOLTAGE	662400664109	2.059	6	120	•	•	•	•	•	MX
5" H5 Trim												
	Splay Trim 5000P	5" TRIM SPLAY WHITE TRIM AND WHITE SPLAY	662400602712	0.45	6	300	•	•	•	•	•	CN
	5000SN	5" TRIM SPLAY SATIN NICKEL TRIM AND SATIN NICKEL SPLAY	62396112881	0.45	6	300	•	•	•	•	•	CN
	5000TBZ	5" TRIM SPLAY TUSCAN BRONZE TRIM AND TUSCAN BRONZE SPLAY	623961311802	0.496	6	240	•	•	•	•	•	CN
	Metal Splay Baffle 5001MB	5" TRIM METAL BAFFLE WHITE TRIM WITH BLACK BAFFLE	662400602736	0.46	6	360	•	•	•	•	•	CN
	5001P	5" TRIM METAL SPLAY BAFFLE WHITE TRIM WITH WHITE BAFFLE	662400602729	0.46	6	360	•	•	•	•	•	 CN
	5001SN	5" TRIM BAFFLE SATIN NICKEL TRIM WITH SATIN NICKEL BAFFLE	080083588886	0.46	6	360	•	•	•	•	•	CN
	5001TBZ	5" TRIM BAFFLE TUSCAN BRONZE TRIM WITH TUSCAN BRONZE BAFFLE	623961311826	0.46	6	360	•	•	•	•	•	CN
	Step Baffle 5010	5" TRIM BAFFLE WHITE TRIM WITH BLACK BAFFLE PAR	662400602743	0.74	6	360	•	•	•	•	•	CN;MX
	5010W	5" TRIM BAFFLE WHITE TRIM WITH WHITE BAFFLE PAR	662400602750	0.913	6	360	•	•	•	•	•	MX
	Shallow Metal Baffle 5014P	5" TRIM SHALLOW METAL BAFFLE WHITE TRIM WITH WHITE BAFFLE	662400664086	0.593	6	270	•	•	•	•	•	CN
	Coilex Baffle with Reflector and Torsion Springs 5016P	5" TRIM BAFFLE WHITE TRIM WITH BLACK BAFFLE COILEX	623961558962	1.18	6	180	•	•	•	•	•	CN
	5016W	5" TRIM BAFFLE WHITE TRIM WITH WHITE BAFFLE COILEX	623961558979	0.989	6	144	•	•	•	•	•	CN
	Reflector Cone 5020H	5" TRIM REFLECTOR CONE WHITE TRIM WITH HAZE REFLECTOR	622697053390	0.91	6	192	•	•	•	•	•	MX
	5020SC	5" TRIM REFLECTOR CONE WHITE TRIM WITH CLEAR SPECULAR REFLECTOR	662400602767	0.83	6	288	•	•	•	•	•	MX
	5020SN	5" TRIM REFLECTOR CONE SATIN NICKEL TRIM WITH SATIN NICKEL REFLECTOR	623961128843	0.662	6	144	•	•	•	•	•	CN
	5020TBZ	5" TRIM REFLECTOR CONE TUSCAN BRONZE WITH TUSCAN BRONZE REFLECTOR	623961311772	0.883	6	216	•	•	•	•	•	CN
	Wall Wash with Baffle 5030W	5" TRIM WALL WASH WHITE TRIM AND SCOOP, WHITE BAFFLE	662400664949	1.06	6	144	•	•	•	•	•	CN
	Frosted Lens Shower Light 5051PS	5" TRIM SHOWERLIGHT WHITE TRIM WITH FLAT FROST LENS	080083521388	1.16	6	180	•	•	•	•	•	CN
	Shower Light 5054PS	5" TRIM SHOWERLIGHT WHITE TRIM WITH FROSTED DOME DIFFUSER	623961531644	1.25	6	144	•	•	•	•	•	CN
	5054SNS	5" TRIM DROP SHOWERLIGHT SATIN NICKEL TRIM WITH FROSTED DIFFUSER	623961836251	1.411	6	144	•	•	•	•	•	CN
	5054TBZS	5" TRIM DROP SHOWERLIGHT TUSCAN BRONZE TRIM WITH FROSTED DIFFUSER	623961827365	1.725	6	144	•	•	•	•	•	CN

 Indicates EISA Compliant Pulse Start Products  Indicates MarketPro Product Country of Origin - as Indicated







Please reference the Cooper Lighting Stock Guide Terms and Conditions page. Pictures are a representation of product categories and may not illustrate the exact skus listed. Product information is subject to change without notice. Consult factory representative for additional information and inventory details. Visit www.cooperlighting.com for more product information.

CATALOG NUMBER	DESCRIPTION	UPC CODE	WEIGHT	CASE		PALLET					COO
				QTY	QTY	IL	NJ	TX	CA	GA	
 5060P	Adjustable Gimbal - 25 Degree Tilt 5" TRIM GIMBAL WHITE TRIM WITH WHITE GIMBAL	662400610700	0.734	6	750				•	•	MX
 5070P	Adjustable Eyeball - 30 Degree Tilt - 5070 5" TRIM PAR30 EYEBALL WHITE TRIM WITH WHITE EYEBALL	662400602682	0.8	6	360	•			•	•	CN
5070SN	5" TRIM PAR30 EYEBALL SATIN NICKEL TRIM WITH SATIN NICKEL EYEBALL, 30 DEGREE TILT	623961113789	0.963	6	360				•	•	CN
5070TBZ	5" TRIM PAR30 EYEBALL TUSCAN BRONZE TRIM WITH TUSCAN BRONZE EYEBALL, 30 DEGREE TILT	623961311864	2.617	6	360				•	•	CN

5" LED Housing

 H550ICAT	5" IC Air-Tite Housing 5" LED HOUSING, IC AIR-TITE, FOR LISTED HALO LED MODULES	080083626533	2.25	6	120	•	•	•	•	•	MX
 H550RICAT	5" IC Air-Tite Remodel Housing 5" LED HOUSING, REMODEL, IC AIR-TITE, FOR LISTED HALO LED MODULES	080083626557	1.15	6	144				•	•	MX

5" ML56 LED Trim

 591WB	Shallow Baffle Trim 5" TRIM, "DEAD FRONT" SHALLOW WHITE POLYMER BAFFLE & TRIM	080083623280	0.588	6	300					•	CN
 592H	Reflector Trim 5" TRIM, REFLECTOR, HAZE, WHITE TRIM	080083634286	0.548	6	300		•	•	•	•	CN
592SC	5" TRIM, REFLECTOR, SPECULAR CLEAR, WHITE TRIM	080083623303	0.5	6	360				•	•	CN
592W	5" TRIM, REFLECTOR, WHITE, WHITE TRIM	080083623341	0.55	6	270	•	•		•	•	CN
 593BB	Baffle Trim 5" TRIM, BLACK BAFFLE, WHITE TRIM	080083623884	0.01	6	288				•	•	CN
593SNB	5" TRIM, SATIN NICKEL BAFFLE, SATIN NICKEL TRIM	080083634309	0.5	6	300				•	•	CN
593TBZB	5" TRIM, TUSCAN BRONZE BAFFLE, TUSCAN BRONZE TRIM	080083623921	0.61	6	300					•	CN
593WB	5" TRIM, WHITE BAFFLE, WHITE TRIM	080083634293	0.488	6	300		•		•	•	CN
 594SNB	Eyeball Trim - 30 degree Tilt 5" TRIM, LOW PROFILE EYEBALL, SATIN NICKEL	080083623198	0.92	6	300					•	CN
594TBZB	5" TRIM, LOW PROFILE EYEBALL, TUSCAN BRONZE	080083623211	0.01	6	300					•	CN
594WB	5" TRIM, LOW PROFILE EYEBALL, WHITE	080083634347	0.95	6	432					•	CN
 595WW	Wall Wash Trim 5" WALL WASH TRIM, SPECULAR CLEAR, REPOSITIONABLE KICK REFLECTOR	080083623945	0.663	6	300				•	•	CN
 596WB	Shallow Baffle Trim - 596WB 5" TRIM, SHALLOW WHITE BAFFLE, WHITE TRIM	080083623969	0.555	6	300					•	CN

CATALOG NUMBER

DESCRIPTION

UPC CODE WEIGHT QTY CASE PALLET QTY IL NJ TX CA GA COO

5" RSQ5 Square LED Module



CATALOG NUMBER	DESCRIPTION	UPC CODE	WEIGHT	QTY	CASE	PALLET	IL	NJ	TX	CA	GA	COO
RSQ5												
RSQ5089271EMWWB	5" SQUARE LED RETROFIT TRIM, 800 LM, 2700K, 90CRI	080083824519	1.17	6	360							CN
RSQ5089301EMWWB	5" SQUARE LED RETROFIT TRIM, 800 LM, 3000K, 90CRI	080083824533	1.17	6	360							CN
RSQ5089351EMWWB	5" SQUARE LED RETROFIT TRIM, 800 LM, 3500K, 90CRI	080083824557	1.17	6	360							CN
RSQ5089401EMWWB	5" SQUARE LED RETROFIT TRIM, 800 LM, 4000K, 90CRI	080083824571	1.17	6	360							CN
RSQ5089FS1EMWWB	5" ALL-PURPOSE SQUARE LED MODULE, 90 CRI, SELECTABLE COLOR TEMP (2700K-5000K CCT), 800 LUMENS, WHITE	080083824595	1.17	6	360							CN

5" RSQ5 Square Trim

RSQ5 Square Trim

RSQ5TRMMW	5" SQUARE TRIM, MATTE WHITE FLANGE AND SPLAY, FIELD PAINTABLE	080083841042	0.73	6	2520							CN
RSQ5TRMSNB	5" SQUARE TRIM, SATIN NICKEL FLANGE AND BAFFLE	080083841066	0.73	6	2520							CN
RSQ5TRMTBZB	5" SQUARE TRIM, TUCSON BRONZE FLANGE AND BAFFLE	080083841080	0.73	6	2520							CN

5/6" LT4 LED Retrofit Trim Kit










Baffle-Trim

LT560WH6927	5"/6" RETROFIT BAFFLE-TRIM LED MODULE, 120V, 90CRI, 2700 K, MATTE WHITE	080083762897	1.1	6	288							CN
LT560WH6930	5"/6" RETROFIT BAFFLE-TRIM LED MODULE, 120V, 90CRI, 3000 K, MATTE WHITE	080083742417	1	6	288							CN
LT560WH6935	5"/6" RETROFIT BAFFLE-TRIM LED MODULE, 120V, 90CRI, 3500 K, MATTE WHITE	080083762910	1	6	288							CN
LT560WH6940	5"/6" RETROFIT BAFFLE-TRIM LED MODULE, 120V, 90CRI, 4000 K, MATTE WHITE	080083762934	1	6	288							HK
LT560WH6950	5"/6" RETROFIT BAFFLE-TRIM LED MODULE, 120V, 90CRI, 5000 K, MATTE WHITE	080083762613	1	6	288							HK
LT560WH12927	5"/6" RETROFIT BAFFLE-TRIM LED MODULE, 90CRI, 2700 K, MATTE WHITE	080083798667	1.65	4	240							CN
LT560WH12930	5"/6" RETROFIT BAFFLE-TRIM LED MODULE, 90CRI, 3000 K, MATTE WHITE	080083798681	1.65	4	240							CN

5/6" LED All-Purpose LED Adjustable Retrofit

5/6" LED Adjustable Retrofit

LA56069271EWH	LA 5 IN. AND 6 IN. WHITE LED ADJUSTABLE GIMBAL TRIM, 2700K	080083818228	1.13	6	270							CN
LA56069301EWH	LA 5 IN. AND 6 IN. WHITE LED ADJUSTABLE GIMBAL TRIM, 3000K	080083818242	1.13	6	180							CN
LA56069351EWH	LA 5 IN. AND 6 IN. WHITE LED ADJUSTABLE GIMBAL TRIM, 3500K	080083818266	1.13	6	270							CN
LA56069401EWH	LA 5 IN. AND 6 IN. WHITE LED ADJUSTABLE GIMBAL TRIM, 4000K	080083818280	1.13	6	270							CN
LA56069501EWH	LA 5 IN. AND 6 IN. WHITE LED ADJUSTABLE GIMBAL TRIM, 5000K	080083818303	1.13	6	270							CN





CATALOG NUMBER	DESCRIPTION	UPC CODE	WEIGHT	QTY	CASE PALLET					COO		
					QTY	IL	NJ	TX	CA		GA	
6" H7 Housing												
IC and IC Air-Tite												
	H7ICAT	6" HOUSING IC AIR-TITE 120V LINE VOLTAGE INCANDESCENT	080083609628	3.13	6	120	•	•	•	•	•	MX
	H7ICATNB	6" HOUSING IC AIR-TITE NO SOCKET BRACKET 120V LINE VOLTAGE INCANDESCENT	662400612032	2.45	6	120	•	•	•	•	•	MX
	H7ICT	6" HOUSING IC 120V LINE VOLTAGE	080083609680	3	6	120	•	•	•	•	•	MX
	H7ICTNB	6" HOUSING IC NO SOCKET BRACKET 120V LINE VOLTAGE INCANDESCENT	662400608523	2.4	6	120	•	•	•	•	•	MX
IC and IC Air-Tite Remodel - H7RICAT												
	H7RICAT	6" HOUSING IC AIR-TITE REMODEL HOUSING 120V LINE VOLTAGE	662400610588	1.65	6	144	•	•	•	•	•	MX
IC and IC Air-Tite Remodel												
	H7RICT	6" HOUSING IC REMODEL HOUSING 120V LINE VOLTAGE	662400600718	1.65	6	144	•	•	•	•	•	MX
Non-IC Remodel												
	H7RT	6" HOUSING NON-IC REMODEL HOUSING 120V LINE VOLTAGE	662400600725	5.4	6	144	•	•	•	•	•	MX
Non-IC												
	H7T	6" HOUSING NON-IC 120V LINE VOLTAGE	080083609727	2.444	6	120	•	•	•	•	•	MX
6" Housing Non-IC, No Socket Bracket, 120V Line Voltage												
	H7TNB	6" HOUSING NON-IC, NO SOCKET BRACKET, 120V LINE VOLTAGE	662400664628	3.1	6	120	•	•	•	•	•	MX
IC Air-Tite Universal												
	H7UICAT	6" HOUSING UNIVERSAL IC AIR-TITE 120V LINE VOLTAGE	662400164753	4.6	4	60	•	•	•	•	•	MX

CATALOG NUMBER






DESCRIPTION

UPC CODE WEIGHT QTY CASE PALLET QTY IL NJ TX CA GA COO

6" H27 Shallow Housing













	IC and IC Air-Tite H27ICAT	6" HOUSING SHALLOW CEILING IC AIR-TITE 120V LINE VOLTAGE	662400605898	2.35	6	144	• • • • •	MX
	IC and IC Air-Tite Remodel H27RICAT	6" HOUSING SHALLOW CEILING IC AIR-TITE REMODEL 120V LINE VOLTAGE	080083609253	1.55	6	180	• • • • •	MX
	H2750RICAT	6" ALUMINUM LED RECESSED LIGHTING HOUSING FOR REMODEL SHALLOW CEILING, T24, INSULATION CONTACT, AIR-TITE	080083736317	1.8	6	180	• • • • •	MX
	Non-IC Remodel H27RT	6" HOUSING SHALLOW CEILING NON-IC REMODEL 120V LINE VOLTAGE	662400600732	1.548	6	180	• • • • •	MX
	Non-IC H27T	6" HOUSING SHALLOW CEILING NON-IC 120V LINE VOLTAGE	662400133148	3.3	6	120	• • • • •	MX



















6" H7 Trim











	Albalite Lens with Reflector - 170 170PS	6" TRIM SHOWERLIGHT ALBALITE LENS WITH REFLECTOR - SOCKET SUPPORTING WET LOCATION & AIR-TITE LISTED WHITE TRIM WITH FROSTED ALBALITE LENS	662400130765	1	6	240	• • • • •	CN
	Dome Shower Light - 172 172PS	6" TRIM SHOWERLIGHT WITH DOME LENS AND REFLECTOR - SOCKET SUPPORTING WET LOCATION & AIR-TITE LISTED WHITE TRIM WITH FROSTED GLASS DOME	662400663553	2.01	6	192	• • • • •	CN
	172TBZS	6" TRIM SHOWERLIGHT WITH DOME LENS AND REFLECTOR - SOCKET SUPPORTING WET LOCATION & AIR-TITE LISTED TUSCAN BRONZE TRIM WITH FROSTED GLASS DOME	623961312038	2.01	6	192	• • • • •	CN
	Fresnel Lens with Reflector - 173 173P	6" TRIM FRESNEL LENS WITH REFLECTOR - SOCKET SUPPORTING WHITE TRIM WITH FRESNEL LENS	662400130802	0.91	6	192	• • • • •	MX
	173PS	6" TRIM FRESNEL LENS WITH REFLECTOR - SOCKET SUPPORTING WET LOCATION & AIR- TITE LISTED WHITE TRIM WITH FRESNEL LENS	662400318385	0.91	6	192	• • • • •	MX
	Air-Tite Super Trim - Baffle - 30 30HAT	6" TRIM AIR-TITE SUPER TRIM - BAFFLE WHITE TRIM WITH HAZE REFLECTOR	622697839826	0.5	6	450	• • • • •	CN
	30PAT	6" TRIM AIR-TITE SUPER TRIM - BAFFLE WHITE TRIM, BLACK BAFFLE, CLEAR REFLECTOR	662400603313	0.416	18	360	• • • • •	CN
	30TBZAT	6" TRIM AIR-TITE SUPER TRIM - BAFFLE TUSCAN BRONZE TRIM WITH TUSCAN BRONZE BAFFLE AND REFLECTOR	623961312052	0.477	18	432	• • • • •	CN
	30WAT	6" TRIM AIR-TITE SUPER TRIM - BAFFLE WHITE TRIM, WHITE BAFFLE, WHITE REFLECTOR	662400603320	0.452	18	540	• • • • •	MX CN
	30WATH	6" TRIM AIR-TITE SUPER TRIM - BAFFLE WHITE TRIM, WHITE BAFFLE, CLEAR REFLECTOR	080083628469	0.5	6	450	• • • • •	CN
	30SNAT	6" TRIM AIR-TITE SUPER TRIM - BAFFLE SATIN NICKEL TRIM, SATIN NICKEL BAFFLE AND REFLECTOR	623961412035	0.474	18	648	• • • • •	CN
	Air-Tite Super Trim - Reflector White - 30 30RGAT	6" TRIM AIR-TITE SUPER TRIM - REFLECTOR WHITE TRIM WITH RESIDENTIAL GOLD REFLECTOR	662400603344	0.447	18	540	• • • • •	CN
	30CAT	6" TRIM AIR-TITE SUPER TRIM - REFLECTOR WHITE TRIM WITH CLEAR SPECULAR REFLECTOR	662400603337	0.45	18	540	• • • • •	CN

ⓔ Indicates EISA Compliant Pulse Start Products  Indicates MarketPro Product Country of Origin - as Indicated

Please reference the Cooper Lighting Stock Guide Terms and Conditions page. Pictures are a representation of product categories and may not illustrate the exact skus listed. Product information is subject to change without notice. Consult factory representative for additional information and inventory details. Visit www.cooperlighting.com for more product information.

CATALOG NUMBER	DESCRIPTION	UPC CODE	WEIGHT	CASE PALLET		IL	NJ	TX	CA	GA	COO
				QTY	QTY						
 Air-Tite Super Trim - Reflector Black - 30 30SBAT	6" TRIM AIR-TITE SUPER TRIM - REFLECTOR BLACK SPECULAR REFLECTOR AND TRIM	622697060855	0.441	18	432					• •	CN
 Open Trim with Socket Support - 30 300AC	6" TRIM OPEN - SOCKET SUPPORTING ANTIQUE COPPER	623961310935	0.825	6	300					•	CN
300P	6" TRIM OPEN - SOCKET SUPPORTING WHITE	662400302421	0.6	6	450	•	•	•	•	•	 CN
300SN	6" TRIM OPEN - SOCKET SUPPORTING SATIN NICKEL	623961113819	0.766	6	360					• •	CN
 Open Trim - 301 301P	6" TRIM OPEN WHITE	662400130864	0.4	12	1200	•	•	•	•	•	CN
301SN	6" TRIM - OPEN SATIN NICKEL	623961113802	0.5	12	1200					•	CN
301TBZ	6" TRIM OPEN TUSCAN BRONZE	623961311901	0.496	12	1200					• •	CN
 Wall Wash - 303 303P	6" TRIM WALL WASH WHITE TRIM AND SCOOP	662400130901	0.91	6	192						MX
 Coilex Baffle - 310 310P	6" TRIM COILEX BAFFLE WHITE TRIM WITH BLACK BAFFLE	662400130932	0.45	6	360	•		•	•	•	US
RE-310SN	6" TRIM COILEX BAFFLE SATIN NICKEL TRIM WITH BLACK BAFFLE	080083515929	0.6	6	360					• •	CN
310TBZ	6" TRIM COILEX BAFFLE TUSCAN BRONZE TRIM WITH BLACK BAFFLE	623961311949	0.6	6	360					• •	CN
310W	6" TRIM COILEX BAFFLE WHITE TRIM WITH WHITE BAFFLE	080083515882	0.45	6	360	•	•	•	•	•	 US
310WG	6" TRIM COILEX BAFFLE WHITE OVERSIZE TRIM RING WITH WHITE BAFFLE	662400302360	0.45	6	360					•	MX
 Coilex Baffle - 312 312W	6" TRIM COILEX BAFFLE - NARROW LAMP OPENING WHITE TRIM WITH WHITE BAFFLE	662400634096	0.5	9	756					•	CN;US
 White Splay Trim - 327 327P	6" WHITE SOCKET SUPPORTING SPLAY TRIM WITH TORSION SPRINGS	080083858484	0.91	6	192					• •	MX
 White Splay Trim - 328 328P	6" TRIM SPLAY WHITE SPLAY TRIM	662400163831	0.5	12	600					•	CN
 Metal Baffle - 353 353SN	6" TRIM METAL BAFFLE SATIN NICKEL TRIM WITH SATIN NICKEL BAFFLE	623961114236	0.41	6	540					• •	CN
353TBZ	6" TRIM METAL BAFFLE TUSCAN BRONZE TRIM WITH TUSCAN BRONZE BAFFLE	623961311963	0.41	6	540	•				• •	CN
 Adjustable - 376 376P	6" TRIM PAR30 ADJUSTABLE WITH BAFFLE WHITE TRIM RING, BLACK BAFFLE	662400183754	0.91	6	192					•	MX


CATALOG NUMBER	DESCRIPTION	UPC CODE	WEIGHT	CASE PALLET					COO				
				QTY	QTY	IL	NJ	TX		CA	GA		
 378P	Adjustable with Splay - 378 6" TRIM PAR30 ADJUSTABLE SPLAY WHITE TRIM WITH WHITE SPLAY	662400164630	0.91	6	192						●	MX	
 401AL	Open Trim - 401 6" TRIM OPEN LARGE APERTURE SATIN ALUMINUM TRIM	662400131045	0.91	6	192						●	MX	
 401P	6" TRIM OPEN LARGE APERTURE WHITE TRIM	662400131069	0.4	12	1200					●	●	●	CN
 404C	Specular Reflector - 404 6" TRIM FULL REFLECTOR - SOCKET SUPPORTING WHITE TRIM WITH CLEAR SPECULAR REFLECTOR INCANDESCENT	662400131120	0.66	6	180						●	US	
 404H	6" TRIM FULL REFLECTOR - SOCKET SUPPORTING WHITE TRIM WITH HAZE REFLECTOR INCANDESCENT	622697063641	0.66	6	180						●	US	
 404SN	6" TRIM FULL REFLECTOR - SOCKET SUPPORTING SATIN NICKEL TRIM WITH SATIN NICKEL REFLECTOR	623961114267	0.66	6	180					●	●	CN	
 404TBZ	6" TRIM FULL REFLECTOR - SOCKET SUPPORTING TUSCAN BRONZE TRIM WITH TUSCAN BRONZE REFLECTOR	623961312007	0.66	6	180						●	CN	
 405H	Specular Reflector - 405 6" TRIM FULL REFLECTOR - SOCKET SUPPORTING WHITE TRIM WITH HAZE REFLECTOR	622697053598	0.66	6	180						●	CN	
 405RG	6" TRIM FULL REFLECTOR - SOCKET SUPPORTING WHITE TRIM WITH RESIDENTIAL GOLD REFLECTOR	662400131168	0.8	6	180						●	CN	
 405SC	6" TRIM FULL REFLECTOR - SOCKET SUPPORTING WHITE TRIM WITH CLEAR SPECULAR REFLECTOR	662400131175	0.66	6	180						●	CN	
 4051P	Self Flanged White Reflector - 4051P 6" TRIM SELF FLANGED REFLECTOR WHITE WITH WHITE TRIM RING	662400161097	0.66	6	180							US	
 406BA	Specular Reflector - 406 6" TRIM BAFFLE WITH REFLECTOR BLACK BAFFLE WITH CLEAR SPECULAR REFLECTOR AND TORSION SPRINGS	662400615811	0.8	6	360						●	●	CN
 406WB	6" TRIM BAFFLE WITH REFLECTOR WHITE BAFFLE WITH CLEAR SPECULAR REFLECTOR AND TORSION SPRINGS	662400615828	0.592	6	360						●	CN	
 410W	Coilex Baffle - 410 6" TRIM R40, PAR38 BAFFLE WHITE TRIM WITH WHITE BAFFLE	662400163039	0.621	6	360					●	●	US	
 410WG	6" TRIM R40, PAR38 BAFFLE OVERSIZE WHITE TRIM RING WITH WHITE BAFFLE	662400302988	0.54	6	360					●	●	US	
 420P	Regressed Eyeball - 30 Degree Tilt - 420 6" TRIM REGRESSED EYEBALL WITH BAFFLE WHITE TRIM WITH WHITE EYEBALL AND BLACK BAFFLE	662400606000	0.91	6	192						●	CN;MX	
 420W	6" TRIM REGRESSED EYEBALL WITH BAFFLE WHITE TRIM WITH WHITE EYEBALL AND WHITE BAFFLE	662400606017	1.01	6	240	●	●	●	●	●	●	CN	
 424P	Wall Wash / Reflector Downlight - 424 6" TRIM WALL WASH DOWNLIGHT WHITE TRIM	662400131298	1.2	6	144						●	CN;MX	

CATALOG NUMBER	DESCRIPTION	UPC CODE	WEIGHT	CASE PALLET					COO		
				QTY	QTY	IL	NJ	TX		CA	GA
Reflector Cone - 426											
 426	6" TRIM REFLECTOR CONE WHITE WITH CLEAR SPECULAR REFLECTOR CONE	662400131311	0.45	6	360	•	•	•	•	•	CN
426CG	6" TRIM REFLECTOR CONE WHITE TRIM WITH CHAMPAGNE GOLD REFLECTOR CONE	662400131328	0.45	6	360				•	•	CN
426H	6" TRIM REFLECTOR CONE WHITE TRIM WITH HAZE REFLECTOR CONE	662400165170	0.45	6	360			•		•	CN
426MB	6" TRIM REFLECTOR CONE WHITE TRIM WITH SPECULAR BLACK REFLECTOR CONE	662400131342	0.45	6	360				•	•	CN
426RG	6" TRIM REFLECTOR CONE WHITE TRIM WITH RESIDENTIAL GOLD REFLECTOR CONE	662400131359	0.45	6	360					•	CN
426SN	6" TRIM REFLECTOR CONE SATIN NICKEL TRIM WITH SATIN NICKEL REFLECTOR CONE	623961114250	0.45	6	360	•	•	•	•	•	CN
426TBZ	6" TRIM REFLECTOR CONE TUSCAN BRONZE TRIM WITH TUSCAN BRONZE REFLECTOR CONE	623961311987	0.45	6	360				•	•	CN
Self Flanged White Reflector Cone - 426											
 4261P	6" TRIM SELF FLANGED REFLECTOR CONE WHITE WITH WHITE TRIM RING	662400161127	0.8	1	180					•	US
Dayform White Cone - 429											
 429P	6" TRIM DAYFORM CONE WHITE TRIM AND SPLAY REFLECTOR	662400167532	0.5	6	432					•	MX
Wall Wash with Baffle - 430											
 430P	6" TRIM WALL WASH WHITE TRIM WITH BLACK BAFFLE	662400664932	0.96	6	120					•	CN
430W	6" TRIM WALL WASH WHITE TRIM WITH WHITE BAFFLE	662400664925	1.153	6	144				•	•	CN
Adjustable with Splay - 478											
 478P	6" ADJUSTABLE TRIM WITH WHITE SPLAY REFLECTOR	080083858477	0.91	6	192					•	MX
Albalite Lens with Reflector - 70											
 70P	6" TRIM ALBALITE LENS WHITE TRIM WITH FROSTED ALBALITE LENS	662400130383	0.872	12	720				•	•	CN
70PS	6" TRIM WET LOCATION AND AIR-TITE LISTED WHITE TRIM WITH FROSTED ALBALITE LENS	080083628247	0.625	6	600	•	•	•	•	•	CN
6" Albalite Lens with Reflector and Satin Nickel Ring - 70											
 70SNS	6" TRIM, WET LOCATION AND AIR-TITE LISTED SATIN NICKEL TRIM WITH FROSTED ALBALITE LENS	080083628506	1	6	600				•	•	CN
Fresnel Lens - 73											
 73P	6" TRIM FRESNEL LENS WHITE TRIM WITH FRESNEL LENS	662400130505	1	12	480					•	CN
73PS	6" TRIM FRESNEL LENS WET LOCATION AND AIR-TITE LISTED WHITE TRIM WITH FRESNEL LENS	662400601241	0.91	6	192			•	•	•	MX
Adjustable Gimbal - 76											
 76P	6" TRIM GIMBAL RING - PAR 38 STANDARD OR SIDE PRONG LAMPS WHITE TRIM WITH GIMBAL RING	662400130536	0.91	6	192					•	MX
Eyeball - 30 Degree Tilt											
 78P	6" TRIM PAR30L EYEBALL WHITE TRIM WITH WHITE EYEBALL, 30 DEGREE TILT	662400130628	1.1	6	240	•	•	•	•	•	CN
78SN	6" TRIM PAR30L EYEBALL SATIN NICKEL TRIM WITH SATIN NICKEL EYEBALL, 30 DEGREE TILT	623961113796	1	6	240				•	•	CN
78TBZ	6" TRIM PAR30L EYEBALL TUSCAN BRONZE TRIM WITH TUSCAN BRONZE EYEBALL, 30 DEGREE TILT	623961311888	0.981	6	240	•	•	•	•	•	CN










ⓔ Indicates EISA Compliant Pulse Start Products  Indicates MarketPro Product Country of Origin - as Indicated









Please reference the Cooper Lighting Stock Guide Terms and Conditions page. Pictures are a representation of product categories and may not illustrate the exact skus listed. Product information is subject to change without notice. Consult factory representative for additional information and inventory details. Visit www.cooperlighting.com for more product information.


CATALOG NUMBER	DESCRIPTION	UPC CODE	WEIGHT	CASE PALLET		IL	NJ	TX	CA	GA	COO	
				QTY	QTY							
6" E7 Housing												
	E27ICAT New Construction E27ICAT 6" IC, AIR-TITE, SHALLOW NEW CONSTRUCTION HOUSING, 120V	080083737604	0.98	6	192	•	•	•	•	•	•	Ⓢ  MX
	E27RICAT Remodel E27RICAT 6" IC, AIR-TITE, SHALLOW REMODEL HOUSING, 120V	080083737482	1.63	6	192	•	•	•	•	•	•	Ⓢ  MX
	E27RTAT Remodel E27RTAT 6" NON-IC, AIR-TITE, SHALLOW REMODEL HOUSING, 120V	080083737451	2.6	6	192				•	•		MX
	E27TAT New Construction E27TAT 6" NON-IC, AIR-TITE, SHALLOW NEW CONSTRUCTION HOUSING, 120V	080083737574	1.89	6	192	•			•	•		MX
	E7ICAT New Construction E7ICAT 6" IC, AIR-TITE, NEW CONSTRUCTION HOUSING, 120V	080083737727	2.5	6	144	•	•	•	•	•	•	Ⓢ  MX
	E7ICATNB New Construction E7ICATNB 6" IC, AIR-TITE, NEW CONSTRUCTION, NO SOCKET BRACKET HOUSING, 120V	080083737697	2.23	6	144	•	•	•	•	•	•	Ⓢ  MX
	E7RICAT Remodel E7RICAT 6" IC, AIR-TITE, REMODEL HOUSING, 120V	080083737543	1.766	6	144	•	•	•	•	•	•	Ⓢ  MX
	E7RTAT Remodel E7RTAT 6" NON-IC, AIR-TITE, REMODEL HOUSING, 120V	080083737512	1.34	6	384		•			•		MX
	E7TAT New Construction E7TAT 6" NON-IC, AIR-TITE, NEW CONSTRUCTION HOUSING, 120V	080083737666	1.96	6	144	•	•		•	•		Ⓢ MX
	E7TATNB New Construction E7TATNB 6" NON-IC, AIR-TITE, NEW CONSTRUCTION, NO SOCKET BRACKET HOUSING, 120V	080083737635	1.94	6	144	•			•	•		MX
	E750ICAT New Construction E750ICAT 6" IC, AIR-TITE, LED NEW CONSTRUCTION HOUSING, 120V	080083775040	2.3	6	144				•	•	•	 CN

Ⓢ Indicates EISA Compliant Pulse Start Products  Indicates MarketPro Product Country of Origin - as Indicated






Please reference the Cooper Lighting Stock Guide Terms and Conditions page. Pictures are a representation of product categories and may not illustrate the exact skus listed. Product information is subject to change without notice. Consult factory representative for additional information and inventory details. Visit www.cooperlighting.com for more product information.



CATALOG NUMBER	DESCRIPTION	UPC CODE	WEIGHT	CASE PALLET					COO		
				QTY	IL	NJ	TX	CA		GA	
 6120WH Reflector 6120WH	6" FULL CONE WHITE REFLECTOR, WHITE SELF-FLANGE RING	080083742875	0.33	36	432	•			•	•	CN
 6121WH Reflector 6121WH	6" SHALLOW FULL CONE WHITE REFLECTOR, WHITE SELF-FLANGE RING	080083742882	0.46	6	480					•	CN
 6125BB Baffle 6125BB	6" FULL CONE BLACK BAFFLE, WHITE SELF-FLANGE RING	080083742899	0.36	36	432				•	•	CN
 6125BKBB Baffle 6125BKBB	6" FULL CONE BLACK BAFFLE, BLACK SELF-FLANGE RING	080083742905	0.36	36	432	•			•	•	CN
 6125WB Baffle 6125WB	6" FULL CONE WHITE BAFFLE, WHITE SELF-FLANGE RING	080083742912	0.36	36	288	•	•	•	•	•	 CN
 6126BB Baffle 6126BB	6" SHALLOW FULL CONE BLACK BAFFLE, WHITE SELF-FLANGE RING	080083742929	0.31	6	384					•	CN
 6126WB Baffle 6126WB	6" SHALLOW FULL CONE WHITE BAFFLE, WHITE SELF-FLANGE RING	080083742936	0.3	36	432	•			•	•	CN
 6130WH Eyeball 6130WH	6" WHITE ADJUSTABLE EYEBALL & SELF-FLANGE RING 35-DEGREE MAX. TILT	080083745609		1	6	300	•	•	•	•	CN
 6145SN Showerlight 6145SN	6" SATIN NICKEL REFL. OPEN WET LOCATION SHOWER, DEEP SELF-FLANGE RING	080083742943	0.36	6	360					•	CN
 6145TBZ Showerlight 6145TBZ	6" TUSCAN BRONZE REFL. OPEN WET LOCATION SHOWER, DEEP SELF-FLANGE RING	080083742950	0.36	6	360					•	CN
 6145WH Showerlight ETN-6145WH	6" WHITE REFL. OPEN WET LOCATION SHOWERLIGHT, DEEP SELF-FLANGE RING	080083742967	0.36	36	432	•			•	•	CN

CATALOG NUMBER	DESCRIPTION	UPC CODE	WEIGHT	CASE					PALLET	COO	
				QTY	IL	NJ	TX	CA			GA
 6146SN Showerlight 6146SN	6" SATIN NICKEL REFL. OPEN WET LOCATION SHOWERLIGHT, SELF-FLANGE RING	080083742974	0.37	6	360	•			•	•	CN
 6146TBZ Showerlight 6146TBZ	6" TUSCAN BRONZE REFL. OPEN WET LOCATION SHOWERLIGHT, SELF-FLANGE RING	080083742981	0.37	6	360				•	•	CN
 6146WH Showerlight 6146WH	6" WHITE REFLECTOR, OPEN WET LOCATION SHOWERLIGHT, SELF-FLANGE RING	080083745524	0.02	36	432	•			•	•	CN
 6150SN Showerlight 6150SN	6" FROST DOME GLASS LENS, SATIN NICKEL PLASTIC SF RING, SHOWERLIGHT	080083743377	0.67	6	180				•	•	CN
 6150TBZ Showerlight 6150TBZ	6" FROST DOME GLASS LENS, TUSCAN BRONZE PLASTIC SF RING, SHOWERLIGHT	080083743384	0.67	6	120	•				•	CN
 6150WH Showerlight 6150WH	6" FROST DOME GLASS LENS, WHITE PLASTIC SELF-FLANGE RING, SHOWERLIGHT	080083743391	0.63	6	270	•	•	•	•	•	CN
 6160WH Showerlight 6160WH	6" DROP OPAL PLASTIC LENS, WHITE PLASTIC TRIM, SHOWERLIGHT	080083743438	0.27	6	120					•	CN
 6162WH Showerlight 6162WH	6" DROP OPAL PLASTIC LENS, REFLECTOR, WHITE PLASTIC TRIM, SHOWERLIGHT	080083745562	0.38	6	180					•	CN
 6170BK Gimbal 6170BK	5" BLACK ADJUSTABLE GIMBAL & TRIM RING 25-DEGREE MAX. TILT	080083742769	0.65	6	504	•			•	•	CN
 6170SN Gimbal 6170SN	5" SATIN NICKEL ADJUSTABLE GIMBAL & TRIM RING 25-DEGREE MAX. TILT	080083742776	0.6	6	384	•				•	CN
 6170TBZ Gimbal 6170TBZ	5" TUSCAN BRONZE ADJUSTABLE GIMBAL & TRIM RING 25-DEGREE MAX. TILT	080083742783	0.6	6	384				•	•	CN








Ⓢ Indicates EISA Compliant Pulse Start Products  Indicates MarketPro Product Country of Origin - as Indicated








Please reference the Cooper Lighting Stock Guide Terms and Conditions page. Pictures are a representation of product categories and may not illustrate the exact skus listed. Product information is subject to change without notice. Consult factory representative for additional information and inventory details. Visit www.cooperlighting.com for more product information.

CATALOG NUMBER	DESCRIPTION	UPC CODE	WEIGHT	CASE PALLET					COO		
				QTY	QTY	IL	NJ	TX		CA	GA
 6170WH Gimbal 6170WH	5" WHITE ADJUSTABLE GIMBAL & TRIM RING 25-DEGREE MAX. TILT	080083745586	0.6	6	360				•	•	CN
 6215BK Gimbal 6215BK	6" BLACK ADJUSTABLE DOUBLE GIMBAL & TRIM RING 35-50-DEGREE MAX. TILT	080083743186	0.72	6	360	•			•	•	CN
 6215SN Gimbal 6215SN	6" SATIN NICKEL ADJUST. DOUBLE GIMBAL & TRIM RING 35-50-DEGREE MAX. TILT	080083743193	0.72	6	360				•	•	CN
 6215TBZ Gimbal 6215TBZ	6" TUSCAN BRONZE ADJUST. DOUBLE GIMBAL & TRIM RING 35-50-DEGREE MAX. TILT	080083743209	0.72	6	360				•	•	CN
 6215WH Gimbal 6215WH	6" WHITE ADJUSTABLE DOUBLE GIMBAL & TRIM RING 35-50-DEGREE MAX. TILT	080083743216	0.72	6	360				•	•	CN
 6222BB Baffle 6222BB	6" REGRESSED ADJUSTABLE, BLACK BAFFLE, WHITE RING 45-DEGREE MAX. TILT	080083743223	0.26	6	144	•			•	•	CN
 6222H Reflector ETN-6222H	6" REGRESSED ADJUSTABLE, HAZE REFLECTOR, WHITE RING 45-DEG. MAX. TILT	080083743230	0.26	6	144	•			•	•	CN
 6222SC Reflector 6222SC	6" REGRESSED ADJUSTABLE, SPEC. REFLECTOR, WHITE RING 45-DEG. MAX. TILT	080083743247	0.26	6	144	•			•	•	CN
 6222WB Baffle ETN-6222WB	6" REGRESSED ADJUSTABLE, WHITE BAFFLE, TRIM RING 45-DEG. MAX. TILT	080083743254	0.26	6	144	•			•	•	CN
 6230PN Showerlight 6230PN	6" SQUIRCLE FROST GLASS LENS, POLISHED NICKEL METAL RING, SHOWERLIGHT	080083743278	1.1	6	270				•		CN
 6230SN Showerlight 6230SN	6" SQUIRCLE FROST GLASS LENS, SATIN NICKEL METAL RING, SHOWERLIGHT	080083743285	1.1	6	144				•		CN

 Indicates EISA Compliant Pulse Start Products  Indicates MarketPro Product Country of Origin - as Indicated







Please reference the Cooper Lighting Stock Guide Terms and Conditions page. Pictures are a representation of product categories and may not illustrate the exact skus listed. Product information is subject to change without notice. Consult factory representative for additional information and inventory details. Visit www.cooperlighting.com for more product information.

CATALOG NUMBER	DESCRIPTION	UPC CODE	WEIGHT	CASE PALLET					COO		
				QTY	QTY	IL	NJ	TX		CA	GA
 6255SN Showerlight 6255SN	6" SOFT SQUARE FROST CURVE GLASS LENS, SATIN NICKEL PLASTIC SF RING, SHOWERLIGHT	080083743308	0.95	6	240						CN
 6255TBZ Showerlight 6255TBZ	6" SOFT SQUARE FROST CURVE GLASS LENS, TUSCAN BRONZE PLASTIC SF RING, SHOWERLIGHT	080083743315	0.95	6	192						CN
6" CFL Trim											
 Drop Opal Lens with Reflector - 171 171PS	6" TRIM SHOWERLIGHT DROP OPAL LENS WITH REFLECTOR - SOCKET SUPPORTING WET LOCATION & AIR-TITE LISTED WHITE TRIM WITH DROP OPAL LENS	662400130796	1.2	6	144						CN;MX
 Albalite Lens with Reflector - 270 270PS	6" TRIM SHOWERLIGHT TRIM WET LOCATION LISTED WHITE TRIM WITH FROSTED ALBALITE LENS AND REFLECTOR	623961524462	0.99	6	144						CN
 Regressed Albalite Lens with White Baffle, CFL 370W	6" TRIM REGRESSED ALBALITE LENS FOR COMPACT FLUORESCENT WITH WHITE BAFFLE	623961559020	0.52	6	108						CN
 Specular Reflector, CFL 470SC	6" TRIM REFLECTOR FOR COMPACT FLUORESCENT WHITE TRIM WITH CLEAR SPECULAR REFLECTOR	623961558986	0.577	6	288						CN
6" Halo H7 LED											
 6" LED Accessory Adapter Band ML7RAB	6" LED RETROFIT ADAPTER BAND, ADAPTS HOUSINGS WITHOUT TORSION SPRING BRACKETS, 4-PACK	080083522842	1.721	6	160						MX;US


CATALOG NUMBER	DESCRIPTION	UPC CODE	WEIGHT	CASE PALLET					COO		
				QTY	QTY	IL	NJ	TX		CA	GA
6" LED Housing											
	6" LED ICAT Housing										
H2750ICAT	6" LED SHALLOW HOUSING, IC AIR-TITE, FOR LISTED HALO LED MODULES	080083618163	2.15	6	144	•	•	•	•	•	 MX
H750ICAT	6" LED HOUSING, IC AIR-TITE, FOR LISTED HALO LED MODULES	623961872655	2.25	6	120	•	•	•	•	•	 MX
	6" LED ICAT Remodel Housing										
H750RICAT	6" LED HOUSING, IC AIR-TITE, REMODEL, FOR LISTED HALO LED MODULES	623961052248	1.55	6	144	•	•	•	•	•	 MX
	6" LED NON-IC Housing										
H750T	6" LED HOUSING, NON-IC, FOR LISTED HALO LED MODULES	623961052224	1.428	6	120	•	•	•	•	•	MX
	6" LED NON-IC Housing, Chicago Plenum, for Halo ML7 - 1200 Series LED Modules										
H750TCP	6" LED HOUSING, NON-IC, CHICAGO PLENUM, FOR HALO ML7 - 600 & 900 SERIES LED MODULES	623961052231	0.6	6	120	•	•	•	•	•	MX
6" RLD6 Deep Baffle											
RLD6											
RLD6069301EWH	56" RL DEEP BAFF, 600LM, 930, WH TRM, C&I	080083823642	1.32	6	180	•	•	•	•	•	CN

CATALOG NUMBER	DESCRIPTION	UPC CODE	WEIGHT	CASE PALLET					COO
				QTY	QTY	IL	NJ	TX	


6" ML56 LED Trim







	Shallow Baffle Trim 691WB	6" TRIM, "DEAD FRONT" SHALLOW WHITE POLYMER BAFFLE & TRIM	080083623983	0.722	6	300	•	•	•	•	•	CN
	Reflector Trim 692H	6" TRIM, REFLECTOR, HAZE, WHITE TRIM	080083634316	0.643	6	300	•	•	•	•	•	CN
	692SC	6" TRIM, REFLECTOR, SPECULAR CLEAR, WHITE TRIM	080083624003	0.633	6	300	•	•	•	•	•	CN
	692W	6" TRIM, REFLECTOR, WHITE, WHITE TRIM	080083624041	0.733	6	300	•	•	•	•	•	CN
	Baffle Trim 693BB	6" TRIM, BLACK BAFFLE, WHITE TRIM	080083624089	0.733	6	300					•	CN
	693SNB	6" TRIM, SATIN NICKEL BAFFLE, SATIN NICKEL TRIM	080083634330	0.667	6	300					•	CN
	693TBZB	6" TRIM, TUSCAN BRONZE BAFFLE, TUSCAN BRONZE TRIM	080083624126	0.751	6	300					•	CN
	693WB	6" TRIM, WHITE BAFFLE, WHITE TRIM	080083634323	0.628	6	300	•	•	•	•	•	CN
	693SNB-R	6" TRIM, SATIN NICKEL BAFFLE, SATIN NICKEL TRIM	080083624102	0.85	4	320					•	CN
	Eyeball Trim - 30 degree Tilt 694SNB	6" TRIM, LOW PROFILE EYEBALL, SATIN NICKEL	080083623259	1.097	6	300					•	CN
	694TBZB	6" TRIM, LOW PROFILE EYEBALL, TUSCAN BRONZE	080083626373	1.131	6	300					•	CN
	694WB	6" TRIM, LOW PROFILE EYEBALL, WHITE	080083634354	1.06	6	480	•	•	•	•	•	CN
	Wall Wash Trim 695WW	6" WALL WASH TRIM, SPECULAR CLEAR, REPOSITIONABLE KICK REFLECTOR	080083624140	0.794	6	240	•				•	CN
	Shallow Baffle Trim - 696WB 696WB	6" TRIM, SHALLOW WHITE BAFFLE, WHITE TRIM	080083624164	0.653	6	300	•				•	CN


6" RSQ6 Square LED Module

	RSQ6 RSQ6089271EMWWB	6" SQUARE LED RETROFIT TRIM, 800 LM, 2700K, 90CRI	080083824618	1.27	6	240					•	CN
	RSQ6089301EMWWB	6" SQUARE LED RETROFIT TRIM, 800 LM, 3000K, 90CRI	080083824632	1.27	6	240					•	CN
	RSQ6089351EMWWB	6" SQUARE LED RETROFIT TRIM, 800 LM, 3500K, 90CRI	080083824656	1.27	6	240					•	CN
	RSQ6089401EMWWB	6" SQUARE LED RETROFIT TRIM, 800 LM, 4000K, 90CRI	080083824670	1.27	6	240					•	CN
	RSQ6089FS1EMWWB	6" ALL- PURPOSE SQUARE LED MODULE, 90 CRI, SELECTABLE COLOR TEMP (2700K-5000K CCT), 800 LUMENS, WHITE	080083824694	1.27	6	240					•	CN


6" RSQ6 Square Trim


	RSQ6 Square Trim RSQ6TRMMW	6" SQUARE TRIM, MATTE WHITE FLANGE AND SPLAY, FIELD PAINTABLE	080083841103	0.97	6	1800					•	CN
	RSQ6TRMSNB	6" SQUARE TRIM, SATIN NICKEL FLANGE AND BAFFLE	080083841127	0.97	6	1800					•	CN
	RSQ6TRMTBZB	6" SQUARE TRIM, TUCSON BRONZE FLANGE AND BAFFLE	080083841141	0.97	6	1800					•	CN

CATALOG NUMBER	DESCRIPTION	UPC CODE	WEIGHT	CASE QTY	PALLET QTY	IL	NJ	TX	CA	GA	COO	
ML56 LED Module												
5"/6" LED Module 600 Series												
	ML5606930	5" / 6" LED MODULE, UNV, 600 SERIES, 90CRI, 3000K	080083626496	1.953	6	216				•	•	MX
	ML5606935	5" / 6" LED MODULE, UNV, 600 SERIES, 90CRI, 3500K	080083631100	1.714	6	288				•	•	MX
	ML5606940	5" / 6" LED MODULE, UNV, 600 SERIES, 90CRI, 4000K	080083631124	1.714	6	288				•		MX
	ML5606D2W930	5" / 6" LED MODULE, UNV, 600 SERIES, 90CRI, DIMTOWARM	080083757084	1.25	6	480				•	•	MX
5"/6" LED Module 900 Series												
	ML5609930	5" / 6" LED MODULE, UNV, 900 SERIES, 90CRI, 3000K	080083626519	1.65	6	252	•	•		•	•	MX
	ML5609935	5" / 6" LED MODULE, UNV, 900 SERIES, 90CRI, 3500K	080083631162	1.65	6	252	•		•	•	•	MX
	ML5609940	5" / 6" LED MODULE, UNV, 900 SERIES, 90CRI, 4000K	080083631186	1.935	6	288					•	MX
	ML5609927	5" / 6" LED MODULE, UNV, 900 SERIES, 90CRI, 2700K	080083631148	1.758	6	288				•		MX
	ML5609D2W930	5" / 6" LED MODULE, UNV, 900 SERIES, 90CRI, DIMTOWARM	080083757060	1.894	6	288				•	•	MX
	ML5609927-CA	5"/6" LED MODULE, UNV, 900 SERIES, 90CRI, 2700K, CALIFORNIA NON-E26	080083833870	1.758	6	288				•	•	MX
	ML5609930-CA	5"/6" LED MODULE, UNV, 900 SERIES, 90CRI, 3000K, CALIFORNIA NON-E26	080083833894	1.894	6	180				•		MX
	ML5609935-CA	5"/6" LED MODULE, UNV, 900 SERIES, 90CRI, 3500K, CALIFORNIA NON-E26	080083833917	1.619	6	288				•		MX
5"/6" LED Module 1200 Series												
	ML5612927	5" / 6" LED MODULE, UNV, 1200 SERIES, 90CRI, 2700K	080083654765	2.3	6	336	•			•	•	MX
	ML5612930	5"/6" LED MODULE, UNV, 1200 SERIES, 90CRI, 3000K	080083654789	2.3	6	252	•		•	•	•	MX
	ML5612935	5"/6" LED MODULE, UNV, 1200 SERIES, 90CRI, 3500K	080083654802	2.3	6	252	•	•	•	•	•	MX
	ML5612940	5"/6" LED MODULE, UNV, 1200 SERIES, 90CRI, 4000K	080083654826	2.3	6	288		•		•	•	MX
5" LED Accessory - TRM590WH												
	TRM590WH	5" LED ACCESSORY - OVERSIZE TRIM RING	080083624225	0.183	12	1080					•	CN
6" LED Accessory - TRM690WH												
	TRM690WH	6" LED ACCESSORY - OVERSIZE TRIM RING	080083624249	0.353	12	1152	•	•	•	•	•	CN
6" LED Accessory												
	WW695SC	6" LED ACCESSORY - WALL WASH KICK REFLECTOR	080083633180	0.05	12	2520					•	CN
Clip Kit for ML56												
	ML56CLIP	6" FRICTION CLIP KIT FOR ML56 LED MODULES	080083624195	0.434	12	1200		•			•	CN
Beam Forming Reflector												
	BFR56NFL	ML56-1200 / PD6LED BEAM FORMING REFLECTOR - NARROW FLOOD	080083691876	0.216	6	2700	•				•	CN
Media Holder												
	BFR56MH	ML56-1200 / PD6LED MEDIA HOLDER FOR BEAM FORMING REFLECTORS	080083691913	0.04	12	3024					•	CN


CATALOG NUMBER	DESCRIPTION	UPC CODE	WEIGHT	CASE		PALLET					COO	
				QTY	QTY	IL	NJ	TX	CA	GA		
 Soft Focus Len L345SF	ACCESSORY 3.45 IN SOFT FOCUS LENS FOR ML56-1200 SERIES LED MODULES	080083691937	0.1	20	19200							CN

RA4 LED Retrofit Module

 Narrow Flood RA406927NFLWH	4" RETROFIT ADJUSTABLE LED MODULE, 90CRI, 120V, 2700 K, NARROW FLOOD, WHITE	080083693269	1.23	6	360							MX
	RA406930NFLWH	4" RETROFIT ADJUSTABLE LED MODULE, 90CRI, 120V, 3000 K, NARROW FLOOD, WHITE	080083693283	1.23	6	384						●

 Very Wide Flood RA406927WH	4" RETROFIT ADJUSTABLE LED MODULE, 90CRI, 120V, 2700 K, VERY WIDE FLOOD, WHITE	080083693184	1.23	6	384							●	MX
	RA406930WH	4" RETROFIT ADJUSTABLE LED MODULE, 90CRI, 120V, 3000 K, VERY WIDE FLOOD, WHITE	080083693207	1.23	6	384						●	●

RA56 LED Retrofit Module

 Very Wide Flood RA5606930NFLWH	5"/6" LED ADJUSTABLE GIMBAL, 90CRI, 3000K, WHITE, NARROW FLOOD	080083693320	2.024	6	240							●	MX	
	RA5606930WH	5/6" RETROFIT ADJUSTABLE LED MODULE, 90CRI, 120V, 3000 K, VERY WIDE FLOOD, WHITE	080083693245	1.967	6	240							●	MX
	RA5606927WH	5/6" RETROFIT ADJUSTABLE LED MODULE, 90CRI, 120V, 2700 K, VERY WIDE FLOOD, WHITE	080083693221	1.75	6	240						●	●	MX

RA4 SeleCCTable

RA4 RA4069S1EWH	RA 4 IN. LED ADJUSTABLE GIMBAL WITH SELECTABLE CCT (2700K-5000K), WHITE	080083817887	0.98	6	504							●	●	MX	CN
---------------------------	-------------------------------------------------------------------------	--------------	------	---	-----	--	--	--	--	--	--	---	---	----	----

RA56 SeleCCTable

RA56 RA56069S1EWH	5/6" LED ADJUSTABLE GIMBAL WITH SELECTABLE CCT (2700K-5000K), WHITE	080083817900	1.5	6	360							●	●	MX	CN
-----------------------------	---------------------------------------------------------------------	--------------	-----	---	-----	--	--	--	--	--	--	---	---	----	----

CATALOG NUMBER	DESCRIPTION	UPC CODE	WEIGHT	CASE PALLET					COO
				QTY	IL	NJ	TX	CA	

RL4 LED



4" LED Retrofit

RL460WH930PK	4" RETROFIT BAFFLE-TRIM LED MODULE, 120V, 90CRI, 3000 K, WHITE	080083690770	0.67	6	1008	•	•	•	•	•	•	MX
RL460WH935PK	4" RETROFIT BAFFLE-TRIM LED MODULE, 120V, 90CRI, 3500 K, WHITE	080083690817	0.5	6	360	•	•	•	•	•	•	CN
RL460WH927PK	4" RETROFIT BAFFLE-TRIM LED MODULE, 90CRI, 120V, 2700 K, WHITE	080083699445	0.5	6	336	•	•	•	•	•	•	MX
RL460WH940PK	4" RETROFIT BAFFLE-TRIM LED MODULE, 120V, 90CRI, 4000 K, WHITE	080083711925	0.5	6	540	•	•	•	•	•	•	CN
RL460WH950PK	4" RETROFIT BAFFLE-TRIM LED MODULE, 90CRI, 120V, 5000 K, WHITE	080083765911	0.5	4	588	•	•	•	•	•	•	CN
RL460WHZHA69	4" RETROFIT BAFFLE-TRIM LED MODULE, WIRELESS, ZHA, 120V, 90CRI, WHITE	080083788484	1.132	6	288	•	•	•	•	•	•	CN
RL460WH930PKBP	4" RETROFIT BAFFLE-TRIM LED MODULE, 120V, 90CRI, 3000 K, WHITE	080083808021	3.2	1	154	•	•	•	•	•	•	CN
RL4069BLE40AWH	4" SMART BLUETOOTH LED RECESSED DOWNLIGHT WITH ADJUSTABLE COLOR TEMPERATURE (2700K-5000K), WHITE	080083809257	1.36	6	588	•	•	•	•	•	•	MX CN
RL4069S1EWH	4" RETROFIT BAFFLE-TRIM LED MODULE, 600 SERIES, 90CRI, CCT SELECTABLE,	080083816712	0.88	6	504	•	•	•	•	•	•	MX CN
RL4069S1EWHDM	4" RETROFIT BAFFLE-TRIM LED MODULE, 600 SERIES, 90CRI, CCT SELECTABLE, DIRECT MOUNT	080083858101	1.32	6	300	•	•	•	•	•	•	MX CN



Accessory

RL4TRMSN	RL4 DESIGNER TRIM, SATIN NICKEL	080083728398	0.65	6	882	•	•	•	•	•	•	CN
RL4TRMWH	RL4 DESIGNER TRIM, WHITE (PAINTABLE)	080083728435	0.29	6	882	•	•	•	•	•	•	CN
RL4TRMTBZ	RL4 DESIGNER TRIM, TUSCAN BRONZE	080083728411	0.65	6	882	•	•	•	•	•	•	CN
RL4TRMWHB	RL4 DESIGNER TRIM, PAINTABLE WHITE, BAFFLE	080083771608	0.65	6	1344	•	•	•	•	•	•	CN
RL4TRMSNB	RL4 DESIGNER TRIM, SATIN NICKEL, BAFFLE	080083771561	0.65	6	1728	•	•	•	•	•	•	CN
RL4TRMTBZB	RL4 DESIGNER TRIM, TUSCAN BRONZE, BAFFLE	080083771585	0.65	6	1344	•	•	•	•	•	•	CN

CLD SeleCCTable

CLD

CLD7089SWHR	7? LED SURFACE LIGHT, 800 LUMENS, SELECTABLE CCT, 90CRI, WHITE	080083856763	1.42	4	600	•	•	•	•	•	•	CN
-------------	----------------------------------------------------------------	--------------	------	---	-----	---	---	---	---	---	---	----

RL4 SeleCCTable

RL4

RL4099S1EWH	RL 4" LED RECESSED TRIM AT SELECTABLE CCT (2700K-5000K), 915 LUMENS, WHITE	080083816736	0.88	6	504	•	•	•	•	•	•	MX CN
-------------	----------------------------------------------------------------------------	--------------	------	---	-----	---	---	---	---	---	---	-------

RL56 SeleCCTable

RL56

RL56129S1EWH	RL 5/6" LED RECESSED TRIM AT SELECTABLE CCT, 1221 LUMENS, WHITE	080083818693	1.53	6	240	•	•	•	•	•	•	MX CN
RL6069S1EWHDM	6" RETROFIT BAFFLE-TRIM LED MODULE, 600 SERIES, 90CRI, CCT SELECTABLE, DIRECT MOUNT	080083858125	2.02	6	240	•	•	•	•	•	•	MX CN

CATALOG NUMBER

DESCRIPTION

UPC CODE WEIGHT CASE QTY PALLET QTY IL NJ TX CA GA COO

RL56 LED



5 1/2" LED Retrofit

RL560WH6935	5 1/2" RETROFIT BAFFLE-TRIM LED MODULE, 120V, 90CRI, 3500 K, WHITE	080083690626	2.5	6	240	•	•	•	•	•	CN
RL560WH6930	5 1/2" RETROFIT BAFFLE-TRIM LED MODULE, 120V, 90CRI, 3000 K, WHITE	080083690602	1.04	6	300	•	•	•	•	•	CN
RL560WH6927	5 1/2" RETROFIT BAFFLE-TRIM LED MODULE, 120V, 90CRI, 2700 K, WHITE	080083699384	1.22	6	300	•	•	•	•	•	CN
RL560WH6940	5 1/2" RETROFIT BAFFLE-TRIM LED MODULE, 120V, 90CRI, 4000 K, WHITE	080083710843	1.228	6	288	•	•	•	•	•	CN
RL560WH9935	5 1/2" RETROFIT BAFFLE-TRIM LED MODULE, 900 SERIES, 120V, 90CRI, 3500 K, WHITE	080083712557	1.24	6	240	•	•	•	•	•	CN
RL560WH9940	5 1/2" RETROFIT BAFFLE-TRIM LED MODULE, 900 SERIES, 120V, 90CRI, 4000 K, WHITE	080083712571	2.5	6	288	•	•	•	•	•	CN
RL560WH9927	5 1/2" RETROFIT BAFFLE-TRIM LED MODULE, 900 SERIES, 120V, 90CRI, 2700 K, WHITE	080083712519	2.5	6	288	•	•	•	•	•	CN
RL560WH9930	5 1/2" RETROFIT BAFFLE-TRIM LED MODULE, 900 SERIES, 120V, 90CRI, 3000 K, WHITE	080083712533	1.24	6	240	•	•	•	•	•	CN
RL560WH12927	5 1/2" RETROFIT BAFFLE-TRIM LED MODULE, 1200 SERIES, 120V, 90CRI, 2700 K, WHITE	080083766147	2.5	6	288	•	•	•	•	•	CN
RL560WH12930	5 1/2" RETROFIT BAFFLE-TRIM LED MODULE, 1200 SERIES, 120V, 90CRI, 3000 K, WHITE	080083766161	2.5	6	288	•	•	•	•	•	CN
RL560WH12935	5 1/2" RETROFIT BAFFLE-TRIM LED MODULE, 1200 SERIES, 120V, 90CRI, 3500 K, WHITE	080083766185	1.25	6	300	•	•	•	•	•	CN
RL560WH12940	5 1/2" RETROFIT BAFFLE-TRIM LED MODULE, 1200 SERIES, 120V, 90CRI, 4000 K, WHITE	080083766208	2.5	6	288	•	•	•	•	•	CN
RL560WH12950	5 1/2" RETROFIT BAFFLE-TRIM LED MODULE, 1200 SERIES, 120V, 90CRI, 5000 K, WHITE	080083766222	2.5	6	288	•	•	•	•	•	CN
RL560WH6950	5 1/2" RETROFIT BAFFLE-TRIM LED MODULE, 120V, 90CRI, 5000 K, WHITE	080083766109	2.5	6	288	•	•	•	•	•	CN
RL560WH9950	5 1/2" RETROFIT BAFFLE-TRIM LED MODULE, 900 SERIES, 120V, 90CRI, 5000 K, WHITE	080083766123	2.5	6	288	•	•	•	•	•	CN
RL560WHZHA69	5 1/2" RETROFIT BAFFLE-TRIM LED MODULE, WIRELESS, ZHA, 120V, 90CRI, WHITE	080083780266	1.45	6	240	•	•	•	•	•	CN
RL56069BLE40AWH	5/6" SMART BLUETOOTH LED RECESSED DOWNLIGHT WITH ADJUSTABLE COLOR TEMPERATURE (2700K-5000K), WHITE	080083809233	2.55	6	240	•	•	•	•	•	CN
RL56069S1EWH	5/6" RETROFIT BAFFLE-TRIM LED MODULE, 600 SERIES, 90CRI, CCT SELECTABLE	080083816750	1.53	6	240	•	•	•	•	•	CN
RL56099S1EWH	5/6" RETROFIT BAFFLE-TRIM LED MODULE, 900 SERIES, 90CRI, CCT SELECTABLE	080083818679	1.53	6	48	•	•	•	•	•	CN

5" LED Retrofit - Clip Kit










RL56TRMWHB	5/6" WHITE PAINTABLE TRIM RING, BAFFLE	080083771240	1.05	6	840	•	•	•	•	•	CN
------------	----------------------------------------	--------------	------	---	-----	---	---	---	---	---	----




RL56 Designer Trim Satin Nickel


RL56TRMSN	RL56 DESIGNER TRIM, SATIN NICKEL	080083728459	1.05	6	600	•	•	•	•	•	CN
RL56TRMTBZ	RL56 DESIGNER TRIM, TUSCAN BRONZE	080083728671	1.05	6	600	•	•	•	•	•	CN
RL56TRMWH	RL56 DESIGNER TRIM, WHITE (PAINTABLE)	080083728695	0.35	6	840	•	•	•	•	•	CN
RL56TRMSNB	RL56 DESIGNER TRIM, SATIN NICKEL, BAFFLE	080083771202	1.05	6	840	•	•	•	•	•	CN
RL56TRMTBZB	RL56 DESIGNER TRIM, TUSCAN BRONZE, BAFFLE	080083771226	1.05	6	840	•	•	•	•	•	CN


SLD4 LED


CATALOG NUMBER	DESCRIPTION	UPC CODE	WEIGHT	CASE					PALLET QTY	IL	NJ	TX	CA	GA	COO
				QTY	QTY	QTY	QTY	QTY							
4" LED															
	SLD405827WH	4" SURFACE LED DOWNLIGHT, 120V, 80CRI, 2700K, WHITE	080083697526	1.1	6	360	●						●	MX;US	
	SLD405830WH	4" SURFACE LED DOWNLIGHT, 120V, 80CRI, 3000K, WHITE	080083697564	1.24	6	540	●	●	●				●	 MX	
	SLD405830WHJB	4" SURFACE LED DOWNLIGHT, 120V, 80CRI, 3000K, WHITE, JUNCTION BOX MOUNT ONLY	080083705979	1.122	6	300	●	●	●	●	●		●	 MX	
	SLD405835WH	4" SURFACE LED DOWNLIGHT, 120V, 80CRI, 3500K, WHITE	080083714025	1.1	6	360							●	MX;US	
	SLD405835WHJB	4" SURFACE LED DOWNLIGHT, 120V, 80CRI, 3500K, WHITE, JUNCTION BOX MOUNT ONLY	080083713868	1	6	360							●	MX;US	
	SLD405840WH	4" SURFACE LED DOWNLIGHT, 120V, 80CRI, 4000K, WHITE	080083714100	1.15	6	540							●	MX;US	
	SLD405840WHJB	4" SURFACE LED DOWNLIGHT, 120V, 80CRI, 4000K, WHITE, JUNCTION BOX MOUNT ONLY	080083713943	1.35	6	432			●	●				MX	
	SLD405927WH	4" SURFACE LED DOWNLIGHT, 120V, 90CRI, 2700K, WHITE	080083706242	1.1	6	450							●	MX	
	SLD405927WHJB	4" SURFACE LED DOWNLIGHT, 120V, 90CRI, 2700K, WHITE, JUNCTION BOX MOUNT ONLY	080083706174	1.35	6	360							●	MX;US	
	SLD405930WH	4" SURFACE LED DOWNLIGHT, 120V, 90CRI, 3000K, WHITE	080083697601	1.2	6	360	●	●					●	MX	
	SLD405930WHJB	4" SURFACE LED DOWNLIGHT, 120V, 90CRI, 3000K, WHITE, JUNCTION BOX MOUNT ONLY	080083706013	1	6	630	●	●					●	MX	
	SLD405935WH	4" SURFACE LED DOWNLIGHT, 120V, 90CRI, 3500K, WHITE	080083714063	1.1	6	360							●	MX	
	SLD405935WHJB	4" SURFACE LED DOWNLIGHT, 120V, 90CRI, 3500K, WHITE, JUNCTION BOX MOUNT ONLY	080083713905	1	6	360							●	MX;US	
	SLD405940WH	4" SURFACE LED DOWNLIGHT, 120V, 90CRI, 4000K, WHITE	080083714148	1.237	6	450								MX	
	SLD405940WHJB	4" SURFACE LED DOWNLIGHT, 120V, 90CRI, 4000K, WHITE, JUNCTION BOX MOUNT ONLY	080083713981	1	6	360							●	MX;US	
	SLD405827WHJB	4" SURFACE LED DOWNLIGHT, 120V, 80CRI, 2700K, WHITE, JUNCTION BOX MOUNT ONLY	080083706211	1.133	1	300							●	MX	
	SLD4 Accessory Retrofit Hardware Kit	4" SLD ACCESSORY RETROFIT HARDWARE KIT - TORSION SPRINGS & SCREWBASE ADAPTER	080083705498	0.15	6	900							●	MX	
	SLD4 Accessory Replacement J-Box Bracket	4" SLD ACCESSORY REPLACEMENT J-BOX BRACKET	080083705504	0.15	1	6							●	US;MX	
	SLD4 Accessory Surface Extender	4" SLD ACCESSORY SURFACE EXTENDER	080083715671	0.7	6	480							●	CN	
	SLD4 Accessory Surface Box Adapter	4" SLD ACCESSORY ROUND & OCTAGON SURFACE BOX ADAPTER	080083715718	0.6	6	600							●	CN	
	Designer Trim Satin Nickel	4" SLD DESIGNER TRIM, SATIN NICKEL	080083715299	1	6	1080	●						●	CN	
	Designer Trim Tuscan Bronze	4" SLD DESIGNER TRIM, TUSCAN BRONZE	080083715312	0.3	6	1080	●						●	CN	

CATALOG NUMBER	DESCRIPTION	UPC CODE	WEIGHT	CASE QTY	PALLET QTY	IL	NJ	TX	CA	GA	COO
 Designer Trim White SLD4TRMWH	4" SLD DESIGNER TRIM, WHITE (PAINTABLE)	080083724505	1	6	1080	•			•	•	CN







SLD6 LED

CATALOG NUMBER	DESCRIPTION	UPC CODE	WEIGHT	CASE QTY	PALLET QTY	IL	NJ	TX	CA	GA	COO
 6" LED SLD606830WH	6" SURFACE LED DOWNLIGHT, 120V, 80CRI, 3000K, WHITE	080083697588	1.5	6	360	•	•	•		•	MX
SLD606930WH	6" SURFACE LED DOWNLIGHT, 120V, 90CRI, 3000K, WHITE	080083697625	1.5	6	300	•	•			•	MX
SLD606930WHJB	6" SURFACE LED DOWNLIGHT, 120V, 90CRI, 3000K, WHITE, JUNCTION BOX MOUNT ONLY	080083706037	1.6	6	300	•		•	•	•	MX
SLD606830WHJB	6" SURFACE LED DOWNLIGHT, 120V, 80CRI, 3000K, WHITE, JUNCTION BOX MOUNT ONLY	080083705993	1.253	6	300	•	•	•	•	•	MX
SLD606827WH	6" SURFACE LED DOWNLIGHT, 120V, 80CRI, 2700K, WHITE	080083697540	1.5	6	360	•				•	MX
SLD606827WHJB	6" SURFACE LED DOWNLIGHT, 120V, 80CRI, 2700K, WHITE, JUNCTION BOX MOUNT ONLY	080083706051	1.37	6	300				•	•	MX
SLD606835WH	6" SURFACE LED DOWNLIGHT, 120V, 80CRI, 3500K, WHITE	080083714049	1.5	6	300	•				•	MX
SLD606835WHJB	6" SURFACE LED DOWNLIGHT, 120V, 80CRI, 3500K, WHITE, JUNCTION BOX MOUNT ONLY	080083713882	1.6	6	288					•	MX
SLD606840WH	6" SURFACE LED DOWNLIGHT, 120V, 80CRI, 4000K, WHITE	080083714124	1.5	6	300	•				•	MX
SLD606840WHJB	6" SURFACE LED DOWNLIGHT, 120V, 80CRI, 4000K, WHITE, JUNCTION BOX MOUNT ONLY	080083713967	1.6	6	300	•		•	•	•	MX
SLD606927WH	6" SURFACE LED DOWNLIGHT, 120V, 90CRI, 2700K, WHITE	080083706266	1.5	6	300					•	MX
SLD606927WHJB	6" SURFACE LED DOWNLIGHT, 120V, 90CRI, 2700K, WHITE, JUNCTION BOX MOUNT ONLY	080083706198	1.6	6	288					•	MX
SLD606935WH	6" SURFACE LED DOWNLIGHT, 120V, 90CRI, 3500K, WHITE	080083714087	1.5	6	300					•	MX
SLD606935WHJB	6" SURFACE LED DOWNLIGHT, 120V, 90CRI, 3500K, WHITE, JUNCTION BOX MOUNT ONLY	080083713929	1.6	6	300					•	MX;US
SLD606940WH	6" SURFACE LED DOWNLIGHT, 120V, 90CRI, 4000K, WHITE	080083714162	1.5	6	300	•				•	MX
SLD606940WHJB	6" SURFACE LED DOWNLIGHT, 120V, 90CRI, 4000K, WHITE, JUNCTION BOX MOUNT ONLY	080083714001	1.6	6	300					•	MX;US
SLD612827WH	6" SURFACE LED DOWNLIGHT, 120V, 80CRI, 2700K, WHITE, 1200 SERIES	080083714186	1.5	6	300	•				•	MX
SLD612827WHUNVJB	6" SURFACE LED DOWNLIGHT, 120V-277V, 80CRI, 2700K, WHITE, 1200 SERIES, JBOX MOUNT ONLY	080083724727	2	6	360					•	MX
SLD612830WH	6" SURFACE LED DOWNLIGHT, 120V, 80CRI, 3000K, WHITE, 1200 SERIES	080083714209	1.5	6	300	•	•			•	MX
SLD612830WHUNVJB	6" SURFACE LED DOWNLIGHT, 120V-277V, 80CRI, 3000K, WHITE, 1200 SERIES, JBOX MOUNT ONLY	080083724765	2	6	432	•				•	MX
SLD612835WH	6" SURFACE LED DOWNLIGHT, 120V, 80CRI, 3500K, WHITE, 1200 SERIES	080083714247	1.5	6	300	•				•	MX
SLD612835WHUNVJB	6" SURFACE LED DOWNLIGHT, 120V-277V, 80CRI, 3500K, WHITE, 1200 SERIES, JBOX MOUNT ONLY	080083724802	2	6	384	•				•	MX
SLD612840WH	6" SURFACE LED DOWNLIGHT, 120V, 80CRI, 4000K, WHITE, 1200 SERIES	080083714285	1.5	6	300	•				•	MX
SLD612840WHUNVJB	6" SURFACE LED DOWNLIGHT, 120V-277V, 80CRI, 4000K, WHITE, 1200 SERIES, JBOX MOUNT ONLY	080083724840	2	6	288	•		•	•	•	MX
SLD612927WH	6" SURFACE LED DOWNLIGHT, 120V, 90CRI, 2700K, WHITE, 1200 SERIES	080083715275	1.5	6	300	•				•	MX
SLD612927WHUNVJB	6" SURFACE LED DOWNLIGHT, 120V-277V, 90CRI, 2700K, WHITE, 1200 SERIES, JBOX MOUNT ONLY	080083724741	2	6	300					•	MX
SLD612930WH	6" SURFACE LED DOWNLIGHT, 120V, 90CRI, 3000K, WHITE, 1200 SERIES	080083714223	1.5	6	300	•				•	MX
SLD612930WHUNVJB	6" SURFACE LED DOWNLIGHT, 120V-277V, 90CRI, 3000K, WHITE, 1200 SERIES, JBOX MOUNT ONLY	080083724789	2	6	300	•				•	MX
SLD612935WH	6" SURFACE LED DOWNLIGHT, 120V, 90CRI, 3500K, WHITE, 1200 SERIES	080083714261	1.5	6	360	•				•	MX
SLD612935WHUNVJB	6" SURFACE LED DOWNLIGHT, 120V-277V, 90CRI, 3500K, WHITE, 1200 SERIES, JBOX MOUNT ONLY	080083724826	1.51	6	288	•				•	MX
SLD612940WH	6" SURFACE LED DOWNLIGHT, 120V, 90CRI, 4000K, WHITE, 1200 SERIES	080083713745	1.5	6	300					•	MX
SLD612940WHUNVJB	6" SURFACE LED DOWNLIGHT, 120V-277V, 90CRI, 4000K, WHITE, 1200 SERIES, JBOX MOUNT ONLY	080083724864	2	6	300					•	MX

Ⓢ Indicates EISA Compliant Pulse Start Products  Indicates MarketPro Product Country of Origin - as Indicated

CATALOG NUMBER	DESCRIPTION	UPC CODE	WEIGHT	CASE PALLET					COO
				QTY	QTY	IL	NJ	TX	
SMD4-DM LED									
	4" LED								
SMD4R6927WHDM	4" ROUND SURFACE MOUNT DOWNLIGHT, 600 LM, 90CRI, 2700K, DIRECT MOUNT	080083766277	1.41	6	300	•	•	•	CN
SMD4R6930WHDM	4" ROUND SURFACE MOUNT DOWNLIGHT, 600 LM, 90CRI, 3000K, DIRECT MOUNT	080083766390	1.41	6	300	•	•	•	 CN
SMD4R6935WHDM	4" ROUND SURFACE MOUNT DOWNLIGHT, 600 LM, 90CRI, 3500K, DIRECT MOUNT	080083766512	1.41	6	300	•	•	•	CN
SMD4R6940WHDM	4" ROUND SURFACE MOUNT DOWNLIGHT, 600 LM, 90CRI, 4000K, DIRECT MOUNT	080083766635	1.41	6	300	•	•	•	CN
SMD4R6950WHDM	4" ROUND SURFACE MOUNT DOWNLIGHT, 600 LM, 90CRI, 5000K, DIRECT MOUNT	080083766758	1.41	6	300	•	•	•	CN
SMD4S6927WHDM	4" SQUARE SURFACE MOUNT DOWNLIGHT, 600 LM, 90CRI, 2700K, DIRECT MOUNT	080083766338	1.41	6	240	•	•	•	CN
SMD4S6930WHDM	4" SQUARE SURFACE MOUNT DOWNLIGHT, 600 LM, 90CRI, 3000K, DIRECT MOUNT	080083766451	1.41	6	300	•	•	•	CN
SMD4S6935WHDM	4" SQUARE SURFACE MOUNT DOWNLIGHT, 600 LM, 90CRI, 3500K, DIRECT MOUNT	080083766574	1.41	6	300	•	•	•	CN
SMD4S6940WHDM	4" SQUARE SURFACE MOUNT DOWNLIGHT, 600 LM, 90CRI, 4000K, DIRECT MOUNT	080083766697	1.41	6	324	•	•	•	CN
SMD4S6950WHDM	4" SQUARE SURFACE MOUNT DOWNLIGHT, 600LM, 90CRI, 5000K, DIRECT MOUNT	080083766819	1.41	6	300	•	•	•	CN
Construction Plate for SMD4-DM									
SMD4PR12	ROUND CONSTRUCTION PLATE FOR SMD4-DM	080083817566	0.1	6	160	•	•	•	CN

SMD4 LED Trim

	SMD4 Square Paintable White								
SMD4STRMWH	4" SQUARE TRIM - PAINTABLE WHITE	080083777563	0.009	6	1470	•	•	•	CN
	SMD4 Square Satin Nickel								
SMD4STRMSN	4" SQUARE TRIM - SATIN NICKEL	080083777525	0.009	6	1512	•	•	•	CN
	SMD4 Square Tuscan Bronze								
SMD4STRMTBZ	4" SQUARE TRIM - TUSCAN BRONZE	080083777549	0.009	6	1620	•	•	•	CN
	SMD4 Round Paintable White								
SMD4RTRMWH	4" ROUND TRIM - PAINTABLE WHITE	080083777501	0.009	6	1764	•	•	•	CN
	SMD4 Round Satin Nickel								
SMD4RTRMSN	4" ROUND TRIM - SATIN NICKEL	080083777464	0.08	6	2016	•	•	•	CN
	SMD4 Round Tuscan Bronze								
SMD4RTRMTBZ	4" ROUND TRIM - TUSCAN BRONZE	080083777488	0.009	6	3024	•	•	•	CN

CATALOG NUMBER






















DESCRIPTION



UPC CODE WEIGHT CASE QTY PALLET QTY IL NJ TX CA GA COO

SMD6 LED




6" LED







CATALOG NUMBER	DESCRIPTION	UPC CODE	WEIGHT	CASE QTY	PALLET QTY	IL	NJ	TX	CA	GA	COO	
SMD6R6927WH	6" ROUND SURFACE MOUNT DOWNLIGHT, 600 LM, 90CRI, 2700K	080083765430	1.8	6	240					•	•	CN
SMD6R6930WH	6" ROUND SURFACE MOUNT DOWNLIGHT, 600 LM, 90CRI, 3000K	080083767052	1.8	6	240	•	•		•	•	 CN	
SMD6R6935WH	6" ROUND SURFACE MOUNT DOWNLIGHT, 600 LM, 90CRI, 3500K	080083767298	1.8	6	300					•	•	CN
SMD6R6940WH	6" ROUND SURFACE MOUNT DOWNLIGHT, 600 LM, 90CRI, 4000K	080083767533	1.8	6	240					•	•	CN
SMD6R6950WH	6" ROUND SURFACE MOUNT DOWNLIGHT, 600 LM, 90CRI, 5000K	080083767779	1.8	6	240					•	•	CN
SMD6S6927WH	6" SQUARE SURFACE MOUNT DOWNLIGHT, 600 LM, 90CRI, 2700K	080083766871	1.8	6	300					•	•	CN
SMD6S6930WH	6" SQUARE SURFACE MOUNT DOWNLIGHT, 600 LM, 90CRI, 3000K	080083767113	1.8	6	240					•	•	CN
SMD6S6935WH	6" SQUARE SURFACE MOUNT DOWNLIGHT, 600 LM, 90CRI, 3500K	080083767359	1.8	6	240					•	•	CN
SMD6S6940WH	6" SQUARE SURFACE MOUNT DOWNLIGHT, 600 LM, 90CRI, 4000K	080083767595	1.8	6	240					•	•	CN
SMD6S6950WH	6" SQUARE SURFACE MOUNT DOWNLIGHT, 600 LM, 90CRI, 5000K	080083767830	1.8	6	240					•	•	CN
SMD6R12927WH	6" ROUND SURFACE MOUNT DOWNLIGHT, 1200 LM, 90CRI, 2700K	080083825400	1.96	6	360					•	 CN	
SMD6R12930WH	6" ROUND SURFACE MOUNT DOWNLIGHT, 1200 LM, 90CRI, 3000K	080083825424	1.96	6	360					•	 CN	
SMD6R12935WH	6" ROUND SURFACE MOUNT DOWNLIGHT, 1200 LM, 90CRI, 3500K	080083825448	1.96	6	360					•	 CN	
SMD6R12940WH	6" ROUND SURFACE MOUNT DOWNLIGHT, 1200 LM, 90CRI, 4000K	080083825462	1.96	6	360					•	 CN	
SMD6R12950WH	6" ROUND SURFACE MOUNT DOWNLIGHT, 1200 LM, 90CRI, 5000K	080083825486	1.96	6	360					•	 CN	
SMD6S12927WH	6" SQUARE SURFACE MOUNT DOWNLIGHT, 1200 LM, 90CRI, 2700K	080083825509	1.96	6	360					•	 CN	
SMD6S12930WH	6" SQUARE SURFACE MOUNT DOWNLIGHT, 1200 LM, 90CRI, 3000K	080083825523	1.96	6	360					•	 CN	
SMD6S12935WH	6" SQUARE SURFACE MOUNT DOWNLIGHT, 1200 LM, 90CRI, 3500K	080083825547	1.96	6	360					•	 CN	
SMD6S12940WH	6" SQUARE SURFACE MOUNT DOWNLIGHT, 1200 LM, 90CRI, 4000K	080083825561	1.96	6	360					•	 CN	
SMD6S12950WH	6" SQUARE SURFACE MOUNT DOWNLIGHT, 1200 LM, 90CRI, 5000K	080083825585	1.96	6	360					•	 CN	
SMD6R12927WHE	6" ROUND SURFACE MOUNT DOWNLIGHT, 1200 LM, 90CRI, 2700K, 120-277V	080083817603	1.96	6	450					•	•	 CN
SMD6R12930WHE	6" ROUND SURFACE MOUNT DOWNLIGHT, 1200 LM, 90CRI, 3000K, 120-277V	080083817627	1.96	6	450					•	•	 CN
SMD6R12935WHE	6" ROUND SURFACE MOUNT DOWNLIGHT, 1200 LM, 90CRI, 3500K, 120-277V	080083817641	1.96	6	450					•	•	 CN
SMD6R12940WHE	6" ROUND SURFACE MOUNT DOWNLIGHT, 1200 LM, 90CRI, 4000K, 120-277V	080083817665	1.96	6	450					•	•	 CN
SMD6R12950WHE	6" ROUND SURFACE MOUNT DOWNLIGHT, 1200 LM, 90CRI, 5000K, 120-277V	080083817689	1.96	6	450					•	•	 CN
SMD6S12927WHE	6" SQUARE SURFACE MOUNT DOWNLIGHT, 1200 LM, 90CRI, 2700K, 120-277V	080083817702	1.96	6	450					•	•	 CN
SMD6S12930WHE	6" SQUARE SURFACE MOUNT DOWNLIGHT, 1200 LM, 90CRI, 3000K, 120-277V	080083817726	1.96	6	450					•	•	 CN
SMD6S12935WHE	6" SQUARE SURFACE MOUNT DOWNLIGHT, 1200 LM, 90CRI, 3500K, 120-277V	080083817740	1.96	6	450					•	•	 CN
SMD6S12940WHE	6" SQUARE SURFACE MOUNT DOWNLIGHT, 1200 LM, 90CRI, 4000K, 120-277V	080083817764	1.96	6	450					•	•	 CN
SMD6S12950WHE	6" SQUARE SURFACE MOUNT DOWNLIGHT, 1200 LM, 90CRI, 5000K, 120-277V	080083817788	1.96	6	450					•	•	 CN

 Indicates EISA Compliant Pulse Start Products  Indicates MarketPro Product Country of Origin - as Indicated

Please reference the Cooper Lighting Stock Guide Terms and Conditions page. Pictures are a representation of product categories and may not illustrate the exact skus listed. Product information is subject to change without notice. Consult factory representative for additional information and inventory details. Visit www.cooperlighting.com for more product information.

CATALOG NUMBER	DESCRIPTION	UPC CODE	WEIGHT	CASE PALLET					COO		
				QTY	QTY	IL	NJ	TX		CA	GA
SMD6-DM LED											
	6" LED										
SMD6R6930WHDM	6" ROUND SURFACE MOUNT DOWNLIGHT, 600 LM, 90CRI, 3000K, DIRECT MOUNT	080083767090	1.7	6	192	•	•	•	•	•	CN
SMD6R6940WHDM	6" ROUND SURFACE MOUNT DOWNLIGHT, 600 LM, 90CRI, 4000K, DIRECT MOUNT	080083767571	0.75	6	144				•	•	CN
SMD6R6950WHDM	6" ROUND SURFACE MOUNT DOWNLIGHT, 600 LM, 90CRI, 5000K, DIRECT MOUNT	080083767816	0.75	6	192				•	•	CN
SMD6S6927WHDM	6" SQUARE SURFACE MOUNT DOWNLIGHT, 600 LM, 90CRI, 2700K, DIRECT MOUNT	080083766918	0.75	6	144	•				•	CN
SMD6S6930WHDM	6" SQUARE SURFACE MOUNT DOWNLIGHT, 600 LM, 90CRI, 3000K, DIRECT MOUNT	080083767151	0.75	6	144	•			•	•	CN
SMD6S6935WHDM	6" SQUARE SURFACE MOUNT DOWNLIGHT, 600 LM, 90CRI, 3500K, DIRECT MOUNT	080083767397	0.75	6	144				•	•	CN
SMD6S6940WHDM	6" SQUARE SURFACE MOUNT DOWNLIGHT, 600 LM, 90CRI, 4000K, DIRECT MOUNT	080083767632	0.75	6	240				•	•	CN
SMD6R6927WHDM	6" ROUND SURFACE MOUNT DOWNLIGHT, 600 LM, 90CRI, 2700K, DIRECT MOUNT	080083766857	0.75	6	192	•			•	•	CN
SMD6R6935WHDM	6" ROUND SURFACE MOUNT DOWNLIGHT, 600 LM, 90CRI, 3500K, DIRECT MOUNT	080083767335	0.75	6	144				•	•	CN
SMD6S6950WHDM	6" SQUARE SURFACE MOUNT DOWNLIGHT, 600LM, 90CRI, 5000K, DIRECT MOUNT	080083767878	0.75	6	144				•	•	CN
Construction Plate for SMD6-DM											
SMD6PR12	ROUND CONSTRUCTION PLATE FOR SMD6-DM	080083817580	0.1	6	160				•		CN

SMD6 LED Trim

	SMD6 Square Paintable White										
SMD6STRMWH	6" SQUARE TRIM - PAINTABLE WHITE	080083777686	0.1	6	1050	•				•	CN
	SMD6 Square Satin Nickel										
SMD6STRMSN	6" SQUARE TRIM - SATIN NICKEL	080083777648	0.1	6	960	•				•	CN
	SMD6 Square Tuscan Bronze										
SMD6STRMTBZ	6" SQUARE TRIM - TUSCAN BRONZE	080083777662	0.1	6	960					•	CN
	SMD6 Round Paintable White										
SMD6RTRMWH	6" ROUND TRIM - PAINTABLE WHITE	080083777624	0.1	6	960		•			•	CN
	SMD6 Round Satin Nickel										
SMD6RTRMSN	6" ROUND TRIM - SATIN NICKEL	080083777587	0.1	6	960					•	CN
	SMD6 Round Tuscan Bronze										
SMD6RTRMTBZ	6" ROUND TRIM - TUSCAN BRONZE	080083777600	0.1	6	960	•				•	CN

CATALOG NUMBER	DESCRIPTION	UPC CODE	WEIGHT	QTY	CASE PALLET					COO
					QTY	IL	NJ	TX	CA	

8 1/2" Square Trim



Albalite Lens

10P

8 1/2" TRIM SQUARE ALBALITE LENS

662400130031

0.91

12

576



CN

10 1/2" Square Incandescent Housing



Non-IC

H2T

10 1/2" HOUSING SQUARE NON-IC, INCANDESCENT

662400132844

1.639

6

72



MX

10 1/2" Square Trim (H2 & M200)



Albalite Lens

20P


10 1/2" TRIM SQUARE ALBALITE LENS, WHITE TRIM

080083860265

0.91

6

324



MX



Drop Diffuser

21GP


10 1/2 IN. SQUARE WHITE TRIM GLASS DROP DIFFUSER

080083860272

0.91

6

192



MX



Fresnel Lens

23P


11 5/8" TRIM SQUARE FRESNEL LENS, WHITE TRIM

662400130253

0.91

6

192



MX

Step & Wall Lights



Step Light IC - No Junction Box or Bar Hangers

H2920ICT

STEP LIGHT, IC, INCANDESCENT, WITH LOUVER FACE PLATE, NO JUNCTION BOX OR BAR HANGERS

662400135531

2.5

1

300



MX



Step Light IC - Junction Box & Bar Hangers

H2922ICT

STEP LIGHT, IC, INCANDESCENT, WITH LOUVER FACE PLATE, JUNCTION BOX & BAR HANGERS

623961644283

4.155

1

120



MX

BLD4 LED

4" LED

BLD406930WH

4" BACKLIT LED DOWNLIGHT, 600 LUMEN SERIES, 3000K, 120V

080083826667

0.8

6

720



MX CN

BLD4089SWH

4" BACKLIT LED DOWNLIGHT, 600 LUMEN SERIES, CCT SELECT, 120V

080083826681

0.9

6

432



MX CN

BLD6 LED

6" LED

BLD606930WH

6" BACKLIT LED DOWNLIGHT, 600 LUMEN SERIES, 3000K, 120V

080083826704

1.15

6

480



MX CN

BLD6089SWH

6" BACKLIT LED DOWNLIGHT, 600 LUMEN SERIES, CCT SELECT, 120V

080083826728

1.2

6

300



MX CN

CATALOG NUMBER	DESCRIPTION	UPC CODE	WEIGHT	CASE		PALLET					COO
				QTY	QTY	IL	NJ	TX	CA	GA	
HL4											
<i>HL4 Mounting Frame</i>											
HL4NCMF	4" ROUND NEW CONSTRUCTION MOUNTING FRAME	080083848188	1.53	6	96						MX
HL4RSMF	4" ROUND AND SQUARE MOUNTING FRAME	080083876167	0.9	6	270						MX




















HL6											
<i>HL6 Mounting Frame</i>											
HL6NCMF	6" ROUND NEW CONSTRUCTION MOUNTING FRAME	080083848201	1.53	6	96						MX
HL6RSMF	6" ROUND AND SQUARE MOUNTING FRAME	080083876181	0.9	6	270						MX



HLA Semi Recessed Adjustable Gimbal Module

<i>HLA Round</i>											
HLA406VWFL9FS1EMWR	4-INCH ROUND LED DIRECTIONAL WITH REMOTE DRIVER / JUNCTION BOX WITH SELECTABLE COLOR TEMP (2700K-5000K)	080083863600	2.08	6	672						CN
HLA406FL9FS1EMWR	4" FIELD SELECTABLE ADJUSTABLE ROUND DIRECTIONAL, 600LM, MATTE WHITE	080083882960	2.08	6	504						CN
<i>HLA Square</i>											
HLA4S06VWFL9FS1EMWR	4-INCH SQUARE LED DIRECTIONAL WITH REMOTE DRIVER / JUNCTION BOX WITH SELECTABLE COLOR TEMP (2700K-5000K)	080083863624	2.08	6	504						CN
HLA4S06FL9FS1EMWR	4" FIELD SELECTABLE ADJUSTABLE SQUARE DIRECTIONAL, 600LM, MATTE WHITE	080083882946	2.08	6	504						CN

HLB Ultra Thin Direct Mount

<i>HLB3 Square</i>											
HLB3SOTMW	3 IN. SQUARE OVERSIZED TRIM, MATTE WHITE	080083879106	0.13	6	1980						CN
HLB3STRMMW	3 IN. SQUARE DECORATIVE OVERLAY, MATTE WHITE	080083879120	0.09	6	5940						CN
HLB3STRMSN	3 IN. SQUARE DECORATIVE OVERLAY, SATIN NICKEL	080083879144	0.09	6	5940						CN
HLB3STRMTBZ	3 IN. SQUARE DECORATIVE OVERLAY, TUSCAN BRONZE	080083879168	0.09	6	5940						CN
HLB3S059271EMWR	3" LED SQUARE LENS DOWNLIGHT WITH REMOTE DRIVER/JUNCTION BOX, 500LM, 2700K, WHITE	080083879007	0.38	6	720						CN
HLB3S059301EMWR	3" LED SQUARE LENS DOWNLIGHT WITH REMOTE DRIVER/JUNCTION BOX, 500LM, 3000K, WHITE	080083879021	0.38	6	720						CN
HLB3S059351EMWR	3" LED SQUARE LENS DOWNLIGHT WITH REMOTE DRIVER/JUNCTION BOX, 500LM, 3500K, WHITE	080083879045	0.38	6	720						CN
HLB3S059401EMWR	3" LED SQUARE LENS DOWNLIGHT WITH REMOTE DRIVER/JUNCTION BOX, 500LM, 4000K, WHITE	080083879069	0.38	6	720						CN

CATALOG NUMBER	DESCRIPTION	UPC CODE	WEIGHT	CASE PALLET					COO	
				QTY	QTY	IL	NJ	TX		CA
HLB3 Round										
HLB06EC	6 FT. PLENUM RATED EXTENSION CABLE	080083876204	1	80	5760					 CN
HLB06FSEC	6 FT. PLENUM RATED FIELD SELECTABLE EXTENSION CABLE	080083876266	1	80	5760					 CN
HLB12EC	12 FT. PLENUM RATED EXTENSION CABLE	080083876228	2	40	2880					 CN
HLB12FSEC	12 FT. PLENUM RATED FIELD SELECTABLE EXTENSION CABLE	080083876280	2	40	2880					 CN
HLB20EC	20 FT. PLENUM RATED EXTENSION CABLE	080083876242	3.33	30	2160					 CN
HLB20FSEC	20 FT. PLENUM RATED FIELD SELECTABLE EXTENSION CABLE	080083876303	3.33	30	2160					 CN
HLB3ROTMW	3 IN. ROUND OVERSIZED TRIM, MATTE WHITE	080083879182	0.13	6	1980					CN
HLB3RTRMMW	3 IN. ROUND DECORATIVE OVERLAY, MATTE WHITE	080083879205	0.09	6	5940					CN
HLB3RTRMSN	3 IN. ROUND DECORATIVE OVERLAY, SATIN NICKEL	080083879229	0.09	6	5940					CN
HLB3RTRMTBZ	3 IN. ROUND DECORATIVE OVERLAY, TUSCAN BRONZE	080083879243	0.09	6	5940					CN
HLB3059271EMWR	3" LED LENS DOWNLIGHT WITH REMOTE DRIVER/JUNCTION BOX, 500LM, 2700K, WHITE	080083878901	0.38	6	720					 CN
HLB3059301EMWR	3" LED LENS DOWNLIGHT WITH REMOTE DRIVER/JUNCTION BOX, 500LM, 3000K, WHITE	080083878925	0.38	6	720					 CN
HLB3059351EMWR	3" LED LENS DOWNLIGHT WITH REMOTE DRIVER/JUNCTION BOX, 500LM, 3500K, WHITE	080083878949	0.38	6	720					 CN
HLB3059401EMWR	3" LED LENS DOWNLIGHT WITH REMOTE DRIVER/JUNCTION BOX, 500LM, 4000K, WHITE	080083878963	0.38	6	720					 CN
HLB4 Round										
HLB4069FS1EMWR	4IN. ROUND LED DIRECT MOUNT WITH SELECTABLE CCT (2700K-5000K)	080083848140	1.2	6	864					 CN
HLB4069301EMWR	4 IN. WHITE ROUND INTEGRATED LED RECESSED LIGHT DIRECT MOUNT KIT, 3000K, 90CRI, (NO CAN NEEDED)	080083863242	0.5	6	864					 CN
HLB4069401EMWR	4 IN. WHITE ROUND INTEGRATED LED RECESSED LIGHT DIRECT MOUNT KIT, 4000K, 90CRI, (NO CAN NEEDED)	080083863266	0.5	6	864					 CN
HLB4ROTMW	4" ROUND OVERSIZED TRIM, MATTE WHITE	080083862467	0.17	6	3960					CN
HLB4RTRMMW	4" ROUND DECORATIVE OVERLAY, MATTE WHITE	080083862481	0.12	6	6720					CN
HLB4RTRMSN	4" ROUND DECORATIVE OVERLAY, SATIN NICKEL	080083862504	0.12	6	6720					CN
HLB4RTRMTBZ	4" ROUND DECORATIVE OVERLAY, TUSCAN BRONZE	080083862528	0.12	6	6720					CN
HLB4 Square										
HLB4S069301EMWR	4 IN. WHITE SQUARE INTEGRATED LED RECESSED LIGHT DIRECT MOUNT KIT, 3000K, 90CRI, (NO CAN NEEDED)	080083863280	0.5	6	864					 CN
HLB4S069401EMWR	4 IN. WHITE SQUARE INTEGRATED LED RECESSED LIGHT DIRECT MOUNT KIT, 4000K, 90CRI, (NO CAN NEEDED)	080083873463	0.42	6	864					 CN
HLB4S069FS1EMWR	4 IN. WHITE SQUARE INTEGRATED LED RECESSED LIGHT DIRECT MOUNT KIT WITH SELECTABLE CCT (2700K-5000K), (NO CAN NEEDED)	080083863303	0.5	6	864					 CN
HLB4SOTMW	4" SQUARE OVERSIZED TRIM, MATTE WHITE	080083873524	0.17	6	3960					CN
HLB4STRMMW	4" SQUARE DECORATIVE OVERLAY, MATTE WHITE	080083862665	0.12	6	6720					CN
HLB4STRMSN	4" SQUARE DECORATIVE OVERLAY, SATIN NICKEL	080083862580	0.12	6	6720					CN
HLB4STRMTBZ	4" SQUARE DECORATIVE OVERLAY, TUSCAN BRONZE	080083862283	0.12	6	6720					CN
HLB6 Round										
HLB6099FS1EMWR	6IN. ROUND LED DIRECT MOUNT WITH SELECTABLE CCT (2700K-5000K)	080083848164	1.72	6	648					 CN
HLB6099301EMWR	6 IN. WHITE ROUND INTEGRATED LED RECESSED LIGHT DIRECT MOUNT KIT, 3000K, 90CRI, (NO CAN NEEDED)	080083863327	0.65	6	648					 CN
HLB6099401EMWR	6 IN. WHITE ROUND INTEGRATED LED RECESSED LIGHT DIRECT MOUNT KIT, 4000K, 90CRI, (NO CAN NEEDED)	080083863341	0.65	6	648					 CN
HLB6ROTMW	6" ROUND OVERSIZED TRIM, MATTE WHITE	080083862320	0.2	6	2640					CN
HLB6RTRMMW	6" ROUND DECORATIVE OVERLAY, MATTE WHITE	080083862306	0.2	6	2112					CN
HLB6RTRMSN	6" ROUND DECORATIVE OVERLAY, SATIN NICKEL	080083862344	0.2	6	2112					CN
HLB6RTRMTBZ	6" ROUND DECORATIVE OVERLAY, TUSCAN BRONZE	080083863167	0.2	6	2112					CN
HLB4069FS1EMWR-C	4IN. ROUND LED DIRECT MOUNT WITH SELECTABLE CCT (2700K-5000K) - EN/FR	080083856305	1.2	6	630					CN

 Indicates EISA Compliant Pulse Start Products  Indicates MarketPro Product Country of Origin - as Indicated

Please reference the Cooper Lighting Stock Guide Terms and Conditions page. Pictures are a representation of product categories and may not illustrate the exact skus listed. Product information is subject to change without notice. Consult factory representative for additional information and inventory details. Visit www.cooperlighting.com for more product information.

CATALOG NUMBER	DESCRIPTION	UPC CODE	WEIGHT	CASE		PALLET					COO
				QTY	QTY	IL	NJ	TX	CA	GA	
HLB6 Square											
HLB6S099301EMWR	6 IN. WHITE SQUARE INTEGRATED LED RECESSED LIGHT DIRECT MOUNT KIT, 3000K, 90CRI, (NO CAN NEEDED)	080083863365	0.75	6	432				•	•	MX CN
HLB6S099401EMWR	6 IN. WHITE SQUARE INTEGRATED LED RECESSED LIGHT DIRECT MOUNT KIT, 4000K, 90CRI, (NO CAN NEEDED)	080083873487	0.75	6	432				•	•	MX CN
HLB6S099FS1EMWR	6 IN. WHITE SQUARE INTEGRATED LED RECESSED LIGHT DIRECT MOUNT KIT WITH SELECTABLE CCT (2700K-5000K), (NO CAN NEEDED)	080083863389	0.75	6	432				•	•	MX CN
HLB6SOTMW	6" SQUARE OVERSIZED TRIM, MATTE WHITE	080083873500	0.2	6	2640				•	•	CN
HLB6STRMMW	6" SQUARE DECORATIVE OVERLAY, MATTE WHITE	080083863181	0.2	6	2112				•	•	CN
HLB6STRMSN	6" SQUARE DECORATIVE OVERLAY, SATIN NICKEL	080083863204	0.2	6	2112				•	•	CN
HLB6STRMTBZ	6" SQUARE DECORATIVE OVERLAY, TUSCAN BRONZE	080083863228	0.2	6	2112				•	•	CN

HLC LED

4" LED											
HLC4079301EWH-6BP	4? LED SURFACE LIGHT, 750LM, 3000K, WHITE, 6 BULK PACK	080083896387	3.53	1	180				•	•	MX CN
HLC4079401EWH-6BP	4? LED SURFACE LIGHT, 750LM, 4000K, WHITE, 6 BULK PACK	080083896400	3.53	1	180				•	•	MX CN
HLC4079501EWH-6BP	4? LED SURFACE LIGHT, 750LM, 5000K, WHITE, 6 BULK PACK	080083896424	3.53	1	150				•	•	MX CN
6" LED											
HLC6099301EWH-6BP	6? LED SURFACE LIGHT, 900LM, 3000K, WHITE, 6 BULK PACK	080083896448	4.39	1	100				•	•	MX CN
HLC6099401EWH-6BP	6? LED SURFACE LIGHT, 900LM, 4000K, WHITE, 6 BULK PACK	080083896462	4.39	1	125				•	•	MX CN
HLC6099501EWH-6BP	6? LED SURFACE LIGHT, 900LM, 5000K, WHITE, 6 BULK PACK	080083896486	4.39	1	100				•	•	MX CN

Accessories

Internet Access Bridge

HWB1BLE40AWH	BLUETOOTH ENABLED 4.0 SMART INTERNET ACCESS BRIDGE FOR HOME, WHITE	080083811168	1.34	4	576				•	•	MX CN
--------------	--------------------------------------------------------------------	--------------	------	---	-----	--	--	--	---	---	-------

Anyplace Switch

HWAS1BLE40AWH	BLE 4.0 ANYPLACE SWITCH, GEN 1 WH	080083811182	0.49	4	672				•	•	MX CN
---------------	-----------------------------------	--------------	------	---	-----	--	--	--	---	---	-------

Multi-Room Scene Keypad

HIWSKB1BLE40AWH	MULTI-ROOM SCENE KEYPAD	080083859986	0.41	4	1728				•	•	MX CN
-----------------	-------------------------	--------------	------	---	------	--	--	--	---	---	-------

Dimmers

HIWAC1BLE40AWH	BT, WIRELESS INWALL ACCES DMR, WH	080083826544	0.473	4	2220				•	•	MX CN
HIWMA1BLE40AWH	BT, WIRELESS INWALL DIMMER, WH	080083826520	0.473	4	1920				•	•	MX CN
HWP1BLE40AWH	PLUG-IN LAMP DIMMER, BLUETOOTH	080083826506	0.86	4	1920				•	•	MX CN










Lens Replacement

G-951	REPLACEMENT GLASS LENS FOR HALO 951 SERIES	622697349202	0.34	1	120				•		CN
-------	--------------------------------------------	--------------	------	---	-----	--	--	--	---	--	----



LED Accessory - Screwbase Adapter

HE26LED	E26 MEDIUM SCREWBASE TO T24 LED ADAPTER, SINGLE PACK	080083577019	0.03	8	1200	•	•	•	•	•	MX
HE26LED24PK	E26 MEDIUM SCREWBASE TO T24 LED ADAPTER, BULK PACK 24PCS.	080083582440	2.5	24	2304				•	•	MX

CATALOG NUMBER	DESCRIPTION	UPC CODE	WEIGHT	CASE PALLET					COO		
				QTY	QTY	IL	NJ	TX		CA	GA
Gasket Kit											
GA-ATTRIM-6PK	6" TRIM GASKETS, 6-PACK H7 AIR-TITE TRIM GASKET KIT - MEETS CALIFORNIA AIR TIGHT TRIM GASKETING REQUIREMENT	623961392450	0.129	24	1152				• •	CN	
Smart Bulb A19											
HHA19089BLE40A	HALO HOME A19 LAMP WITH TUNABLE CCT (2700K-5000K), 800 LUMEN SERIES	080083885268	0.295	4	1536				• •	 CN	
HHA19089BLE40A-2PK	HALO HOME A19 LAMP WITH TUNABLE CCT (2700K-5000K), 800 LUMEN SERIES, 2-PACK	080083885343	0.44	2	784				• •	 CN	
HHA19089BLE40A-6PK	HALO HOME A19 LAMP WITH TUNABLE CCT (2700K-5000K), 800 LUMEN SERIES, 6 PACK	080083885381	1.22	2	280				• •	 CN	
HHA19089BLE40A-4PK	HALO HOME A19 LAMP WITH TUNABLE CCT (2700K-5000K), 800 LUMEN SERIES, 4-PACK	080083885367	0.93	2	392				• •	 CN	
Socket Adapter											
GU10SA	E26 TO GU10 SOCKET ADAPTER	080083819157	0.08	200	1000		•		• •	CN	
Socket Extender											
 H1999	ACCESSORY SCREW-BASE SOCKET EXTENDER	662400134558	0.91	6	192				• •	MX	
Transformer - 300VA											
 H277	STEPDOWN TRANSFORMER, 277V TO 120V, 300VA	662400133476	3.5	1	336	•	•	•	•	•	MX
Enlarge Trim Ring											
 OT400P	OVERSIZED WHITE METAL TRIM RING. MAY BE USED BEHIND HALO ML7 LED AND ALL-PRO RL7 LED TRIM RINGS.	662400136507	0.46	12	1344	•	•	•	•	•	MX
OT403P	OVERSIZED WHITE PLASTIC TRIM RING. FOR USE WHEN CEILING OPENING IS CUT TOO LARGE.	662400136514	0.91	6	192	•	•	•	•	•	MX
OT460P	OVERSIZED WHITE METAL TRIM RING COMPATIBLE WITH 466, 468 AND 480 TRIMS.	662400136538	0.91	6	192				•	MX	
OT500P	OVERSIZE TRIM RING FOR STRAIGHT PRECISION SIDED H5 FAMILY TRIM	623961651830	0.261	12	1080				•	CN	
OT999P	OVERSIZE TRIM RING	662400163572	0.91	6	192	•			•	MX	
Replacement Coil Springs											
 RS7H	REPLACEMENT COIL SPRINGS FOR USE WITH TRIMS - BLISTER PACK OF 4	662400610182	0.05	6	5508				• •	CN	
Trim Ring											
 TRM6MB	TRIM RING, 6" METAL, MATTE BLACK	662400149163	0.203	1	175				•	US	
TRM6TBZ	TRIM RING, 6" METAL, TUSCAN BRONZE	623961311475	0.14	12	1200				•	CN	
TRM6SN	TRIM RING, 6" METAL, SATIN NICKEL	623960267070	0.101	12	1440				•	CN	

Halo Track and Surface

LED Luminaire HU10 Undercabinet



LED Undercabinet - HU10

SKU	Description	UPC	WT	CS	PL	IL	NJ	TX	CA	GA	COO
HU1009D927MB	HALO HU10 LED UNDERCABINET 9" FIXTURE, 2700K, BLACK	080083692811	1.14	10	960				•	•	US
HU1009D930MB	HALO HU10 LED UNDERCABINET 9" FIXTURE, 3000K, BLACK	080083692828	1.5	10	1120					•	US
HU1009D930P	HALO HU10 LED UNDERCABINET 9" FIXTURE, 3000K, WHITE	080083692804	1.5	10	1120					•	US
HU1009D940MB	HALO HU10 LED UNDERCABINET 9" FIXTURE, 4000K, BLACK	080083724697	1.5	10	1120				•	•	MX
HU1009D940P	HALO HU10 LED UNDERCABINET 9" FIXTURE, 4000K, WHITE	080083724703	1.5	10	1120					•	US
HU1018D927MB	HALO HU10 LED UNDERCABINET 18" FIXTURE, 2700K, BLACK	080083694198	2	10	560					•	US
HU1018D930MB	HALO HU10 LED UNDERCABINET 18" FIXTURE, 3000K, BLACK	080083694204	2	10	560					•	US
HU1018D930P	HALO HU10 LED UNDERCABINET 18" FIXTURE, 3000K, WHITE	080083694181	2	10	560					•	CN
HU1018D940MB	HALO HU10 LED UNDERCABINET 18" FIXTURE, 4000K, BLACK	080083724673	2	10	560					•	US
HU1018D940P	HALO HU10 LED UNDERCABINET 18" FIXTURE, 4000K, WHITE	080083724680	2	10	560						US
HU1024D930MB	HALO HU10 LED UNDERCABINET 24" FIXTURE, 3000K, BLACK	080083694242	3	10	560					•	CN
HU1024D930P	HALO HU10 LED UNDERCABINET 24" FIXTURE, 3000K, WHITE	080083694228	2.75	10	560					•	CN
HU1036D927MB	HALO HU10 LED UNDERCABINET 36" FIXTURE, 2700K, BLACK	080083694273	4	4	192					•	US
HU1036D930MB	HALO HU10 LED UNDERCABINET 36" FIXTURE, 3000K, BLACK	080083694280	4	4	192					•	CN
HU1036D930P	HALO HU10 LED UNDERCABINET 36" FIXTURE, 3000K, WHITE	080083694266	4	4	192					•	US
HU1036D940MB	HALO HU10 LED UNDERCABINET 36" FIXTURE, 4000K, BLACK	080083724635	4	4	192					•	CN
HU1048D927MB	HALO HU10 LED UNDERCABINET 48" FIXTURE, 2700K, BLACK	080083694310	5	4	192					•	US
HU1048D930MB	HALO HU10 LED UNDERCABINET 48" FIXTURE, 3000K, BLACK	080083694327	5	4	192					•	CN
HU1048D930P	HALO HU10 LED UNDERCABINET 48" FIXTURE, 3000K, WHITE	080083694303	4.7	4	272					•	US
HU1009D930PR	HALO LED UNDERCABINET HU10, 9 INCH, WHITE	080083747436	1.5	4	336					•	MP CN
HU1018D930MBR	HALO LED UNDERCABINET HU10, 18 INCH, MATTE BLACK	080083748334	2	4	336				•	•	MP US
HU1018D930PR	HALO LED UNDERCABINET HU10, 18 INCH, WHITE	080083747450	2	4	336					•	MP US
HU1024D930PR	HALO LED UNDERCABINET HU10, 24 INCH, WHITE	080083748280	2.75	4	224					•	MP CN

HU20 Undercabinet




LED Undercabinet - HU20


SKU	Description	UPC	WT	CS	PL	IL	NJ	TX	CA	GA	COO
HU201MB	HALO HU20 LED UNDERCABINET LINEAR CONNECTOR MATTE BLACK	080083633869	1	10	480					•	MX
HU202MB	HALO HU20 LED UNDERCABINET 6" CONNECTOR MATTE BLACK	080083633906	1	10	480					•	MX
HU202P	HALO HU20 LED UNDERCABINET 6" CONNECTOR WHITE	080083633883	1	10	480					•	MX
HU203MB	HALO HU20 LED UNDERCABINET 24" CONNECTOR MATTE BLACK	080083633944	1	10	480					•	MX
HU203P	HALO HU20 LED UNDERCABINET 24" CONNECTOR WHITE	080083633920	1	10	480					•	MX
HU204P	HALO HU20 LED UNDERCABINET 120" CONNECTOR WHITE	080083633968	1	5	240					•	MX
HU2012MB	HALO HU20 LED UNDERCABINET TRACK, 12 INCH MATTE BLACK	080083633661	0.563	36	240					•	MX
HU2012P	HALO HU20 LED UNDERCABINET TRACK, 12" WHITE	080083633647	1	36	240					•	MX
HU2018MB	HALO HU20 LED UNDERCABINET TRACK, 18" MATTE BLACK	080083633708	0.7	36	1440					•	MX
HU2018P	HALO HU20 LED UNDERCABINET TRACK, 18" WHITE	080083633685	1	36	240					•	MX
HU2024MB	HALO HU20 LED UNDERCABINET TRACK, 24" MATTE BLACK	080083633746	1.099	36	240					•	MX
HU20C45MB	HALO HU20 LED UNDERCAB 45W AC POWER SUPPLY MATTE BLACK	080083633821	0.7	4	60					•	MX
HU20C45P	HALO HU20 LED UNDERCAB 45W AC POWER SUPPLY WHITE	080083633807	1	4	256					•	MX
HU20P830MB	HALO HU20 UNDERCABINET LED PUCK, 3000K, MATTE BLACK	080083633784	1	20	1280					•	MX
HU2024PS2P930MBR	HALO HU20 LED UNDERCABINET TRACK, 24" WHITE - RETAIL KIT	080083760114	1.5	4	280					•	CN

Ⓢ Indicates EISA Compliant Pulse Start Products MP Indicates MarketPro Product Country of Origin - as Indicated




Please reference the Cooper Lighting Stock Guide Terms and Conditions page. Pictures are a representation of product categories and may not illustrate the exact skus listed. Product information is subject to change without notice. Consult factory representative for additional information and inventory details. Visit www.cooperlighting.com for more product information.

CATALOG NUMBER	DESCRIPTION	UPC CODE	WEIGHT	CASE QTY	PALLET QTY	IL	NJ	TX	CA	GA	COO
LED Undercabinet Accessories- HU10											
 HU101MB	HALO HU10 LED UNDERCABINET 3 IN DAISEY CHAIN CONNECTOR MATTE BLACK	080083641666	0.035	200	19200						US
HU101P	HALO HU10 LED UNDERCABINET 3 IN DAISEY CHAIN CONNECTOR WHITE	080083641659	0.076	30	3000						US
HU102MB	HALO HU10 LED UNDERCABINET 6 IN DAISEY CHAIN CONNECTOR MATTE BLACK	080083641680	0.043	30	3000						US
HU102P	HALO HU10 LED UNDERCABINET 6 IN DAISEY CHAIN CONNECTOR WHITE	080083641673	0.465	200	20000						US
HU103MB	HALO HU10 LED UNDERCABINET 24 IN DAISEY CHAIN CONNECTOR MATTE BLACK	080083641703	0.118	10	250						US
HU103P	HALO HU10 LED UNDERCABINET 24 IN DAISEY CHAIN CONNECTOR WHITE	080083641697	0.14	100	6000						CN
HU104MB	HALO HU10 LED UNDERCABINET 120 IN DAISEY CHAIN CONNECTOR MATTE BLACK	080083641727	0.464	25	2700						US
HU104P	HALO HU10 LED UNDERCABINET 120 IN DAISEY CHAIN CONNECTOR WHITE	080083641710	0.544	25	3000						US
HU105MB	HALO HU10 LED UNDERCABINET 48 IN POWER CORD MATTE BLACK	080083641642	2.344	50	2100						US
HU105P	HALO HU10 LED UNDERCABINET 48 IN POWER CORD CONNECTOR WHITE	080083641635	0.3	50	1800						US
HU107MB	HALO HU10 LED UNDERCABINET 1.5 IN DAISEY CHAIN CONNECTOR MATTE BLACK	080083641741	0.02	250	32000						US
HU107P	HALO HU10 LED UNDERCABINET 1.5 IN DAISEY CHAIN CONNECTOR WHITE	080083641734	0.071	50	7000						CN
HU1010MB	HALO HU10 LED UNDERCABINET 12" DAISEY CHAIN CONNECTOR MATTE BLACK	080083694389	0.03	200	6000						US
HU1010P	HALO HU10 LED UNDERCABINET 12" DAISEY CHAIN CONNECTOR WHITE	080083694372	0.03	200	6000						US
HU1011MB	HALO HU10 LED UNDERCABINET 18" DAISEY CHAIN CONNECTOR MATTE BLACK	080083694402	0.1	100	6300						US
HU1011P	HALO HU10 LED UNDERCABINET 18" DAISEY CHAIN CONNECTOR WHITE	080083694396	0.1	100	6300						US
HU109MB	HALO HU10 LED UNDERCABINET SPLICE BOX, LO-PRO, BLACK	080083694365	1	10	2250						CN
HU109P	HALO HU10 LED UNDERCABINET SPLICE BOX, LO-PRO, WHITE	080083694358	0.8	10	1500						US
HU10MSMB	HALO HU10 LED UNDERCABINET MASTER SWITCH, BLACK	080083694341	1	2	120						CN
HU10MSP	HALO HU10 LED UNDERCABINET MASTER SWITCH, WHITE	080083694334	0.35	10	2700						CN

HU30 Undercabinet

LED Undercabinet - HU30											
 HU30ADV18MB	HALO LED UNDERCABINET HU30, 18 INCH, 4 CCT SELECCTABLE, MOTION SENSOR, MATTE BLACK	080083797967	1.085	4	648						CN
HU30ADV18P	HALO LED UNDERCABINET HU30, 18 INCH, 4 CCT SELECCTABLE, MOTION SENSOR, WHITE	080083797929	1.085	4	648						CN
HU30ADV24MB	HALO LED UNDERCABINET HU30, 24 INCH, 4 CCT SELECCTABLE, MOTION SENSOR, MATTE BLACK	080083798049	1.41	4	648						CN
HU30ADV24P	HALO LED UNDERCABINET HU30, 24 INCH, 4 CCT SELECCTABLE, MOTION SENSOR, WHITE	080083798001	1.41	4	648						CN
HU30ADV36MB	HALO LED UNDERCABINET HU30, 36 INCH, 4 CCT SELECCTABLE, MOTION SENSOR, MATTE BLACK	080083798124	4.205	4	272						CN
HU30ADV36P	HALO LED UNDERCABINET HU30, 36 INCH, 4 CCT SELECCTABLE, MOTION SENSOR, WHITE	080083798087	4.205	4	272						CN
HU30ADV48MB	HALO LED UNDERCABINET HU30, 48 INCH, 4 CCT SELECCTABLE, MOTION SENSOR, MATTE BLACK	080083798209	6.14	4	272						CN
HU30ADV48P	HALO LED UNDERCABINET HU30, 48 INCH, 4 CCT SELECCTABLE, MOTION SENSOR, WHITE	080083798162	6.14	4	272						CN
HU30BSC18MB	HALO LED UNDERCABINET HU30, 18 INCH, 4 CCT SELECCTABLE, USB PORT, MATTE BLACK	080083797943	1.085	4	648						CN
HU30BSC18P	HALO HU30 18" LED UNDERCABINET FIXTURE, SELECCTABLE CCT (BASIC USB), WHITE	080083797905	2.2	4	648						CN
HU30BSC24MB	HALO LED UNDERCABINET HU30, 24 INCH, 4 CCT SELECCTABLE, USB PORT, MATTE BLACK	080083798025	1.41	4	648						CN
HU30BSC24P	HALO HU30 24" LED UNDERCABINET FIXTURE, SELECCTABLE CCT (BASIC USB), WHITE	080083797981	3.05	4	648						CN
HU30BSC36MB	HALO LED UNDERCABINET HU30, 36 INCH, 4 CCT SELECCTABLE, USB PORT, MATTE BLACK	080083798100	4.185	4	272						CN
HU30BSC36P	HALO LED UNDERCABINET HU30, 36 INCH, 4 CCT SELECCTABLE, USB PORT, WHITE	080083798063	4.185	4	272						CN
HU30BSC48MB	HALO LED UNDERCABINET HU30, 48 INCH, 4 CCT SELECCTABLE, USB PORT, MATTE BLACK	080083798186	6.12	4	272						CN
HU30BSC48P	HALO LED UNDERCABINET HU30, 48 INCH, 4 CCT SELECCTABLE, USB PORT, WHITE	080083798148	6.12	4	272						CN
HU30SCT09MB	HALO LED UNDERCABINET HU30, 9 INCH, 4 CCT SELECCTABLE, MATTE BLACK	080083797882	0.658	4	1						CN
HU30SCT09P	HALO HU30 9" LED UNDERCABINET FIXTURE, SELECCTABLE CCT, WHITE	080083797868	0.658	4	1008						CN

ⓔ Indicates EISA Compliant Pulse Start Products Indicates MarketPro Product Country of Origin - as Indicated

CATALOG NUMBER	DESCRIPTION	UPC CODE	WEIGHT	CASE PALLET		COO					
				QTY	QTY	IL	NJ	TX	CA	GA	COO
Stasis											
	Stasis Small										
L805SMLFL830P	STASIS LED SMALL, FLOOD DISTRIBUTION, 3000K, WHITE	080083631308	3.029	1	96					●	MX
L805SMLNF830P	STASIS LED SMALL, NARROW FLOOD DISTRIBUTION, 3000K, WHITE	080083631315	2.329	1	144					●	MX
	Stasis Medium										
L805MEDFL830MB	STASIS LED MEDIUM, FLOOD DISTRIBUTION, 3000K, MATTE BLACK	080083660728	1.811	1	144					●	MX
L805MEDFL830P	STASIS LED MEDIUM, FLOOD DISTRIBUTION, 3000K, WHITE	080083631285	2.428	1	144					●	MX
L805MEDNF830MB	STASIS LED MEDIUM, NARROW FLOOD DISTRIBUTION, 3000K, MATTE BLACK	080083630738	1.68	1	144					●	MX
L805MEDNF830P	STASIS LED MEDIUM, NARROW FLOOD DISTRIBUTION, 3000K, WHITE	080083631292	1.272	1	144					●	MX
L805MEDSP830MB	STASIS LED MEDIUM, SPOT DISTRIBUTION, 3000K, MATTE BLACK	080083630745	1.68	1	144					●	MX
	Stasis Large										
L805LRGFL830MB	STASIS LED LARGE, FLOOD DISTRIBUTION, 3000K, MATTE BLACK	080083631384	3.184	1	80					●	MX;US
L805LRGFL830P	STASIS LED LARGE, FLOOD DISTRIBUTION, 3000K, WHITE	080083631414	3.868	1	80					●	MX;US

Low Profile Track Fixture

807

L807NF8030P	HALO AND LAZER POWER-TRAC, LED, NARROW FLOOD DISTRIBUTION, 3000K, WHITE	080083892488	1.32	1	96					●	MX
-------------	-------------------------------------------------------------------------	--------------	------	---	----	--	--	--	--	---	----

L808 LED Track Fixture

Flood






L80808FL9030MB	HALO TRACK CYLINDER CONNECTOR, 850 LUMEN, FLOOD DISTRIBUTION, 90 CRI, 3000K, MATTE BLACK	080083892495	3.3	1	96					●	MX
L80815FL9030MB	HALO TRACK CYLINDER CONNECTOR, 1500 LUMEN, FLOOD DISTRIBUTION, 90 CRI, 3000K, MATTE BLACK	080083750160	2.155	4	480					●	MX
L80815FL9030P	HALO TRACK CYLINDER CONNECTOR, 1500 LUMEN, FLOOD DISTRIBUTION, 90 CRI, 3000K, WHITE	080083750153	3.3	1	96					●	MX

Narrow

L80815NF9030MB	HALO TRACK CYLINDER CONNECTOR, 1500 LUMEN, NARROW FLOOD DISTRIBUTION, 90 CRI, 3000K, MATTE BLACK	080083750139	3.3	1	96					●	MX
L80815NF9030P	HALO TRACK CYLINDER CONNECTOR, 1500 LUMEN, NARROW FLOOD DISTRIBUTION, 90 CRI, 3000K, WHITE	080083750122	3.3	1	96					●	MX
L80825NF9030MB	HALO TRACK CYLINDER CONNECTOR, 2500 LUMEN, NARROW FLOOD DISTRIBUTION, 90 CRI, 3000K, MATTE BLACK	080083750078	4	4	240					●	MX
L80825NF9030P	HALO TRACK CYLINDER CONNECTOR, 2500 LUMEN, NARROW FLOOD DISTRIBUTION, 90 CRI, 3000K, WHITE	080083750061	4	4	240					●	MX



Spot

L80825SP9030MB	HALO TRACK CYLINDER CONNECTOR, 2500 LUMEN, SPOT DISTRIBUTION, 90 CRI, 3000K, MATTE BLACK	080083750108	4	4	240					●	MX
L80825SP9030P	HALO TRACK CYLINDER CONNECTOR, 2500 LUMEN, SPOT DISTRIBUTION, 90 CRI, 3000K, WHITE	080083750092	4	4	240					●	MX

CATALOG NUMBER	DESCRIPTION	UPC CODE	WEIGHT	CASE		PALLET					COO	
				QTY	QTY	IL	NJ	TX	CA	GA		
Universal												
	Symmetrical Universal Lampholder - L1701MBX L1701MBX SYMMETRICAL UNIVERSAL LAMPHOLDER, MATTE BLACK, PAR16, PAR20	662400300021	0.91	6	192						•	MX
	Symmetrical Universal Lampholder - L1701PX L1701PX SYMMETRICAL UNIVERSAL LAMPHOLDER, WHITE, PAR16, PAR20	662400300014	0.4	6	1200						•	MX
	Asymmetrical Universal Lampholder - L1702 L1702PX ASYMMETRICAL UNIVERSAL LAMPHOLDER, WHITE, PAR16, PAR20, PAR30, PAR38	662400300038	0.91	6	192						•	MX
	Universal Lampholder - L1735 L1735MBX UNIVERSAL LAMPHOLDER, MATTE BLACK, PAR16, PAR20, PAR30, PAR38 L1735PX UNIVERSAL LAMPHOLDER, WHITE, PAR16, PAR20, PAR30, PAR38	662400144069 662400144076	1 0.878	6 6	600 600						• •	CN;MX CN
	Universal Lampholder - L4009 L4009MBX UNIVERSAL LAMPHOLDER, MATTE BLACK, R40, PAR16, PAR20, PAR30, PAR38	662400160960	0.91	6	192						•	MX
	Universal Lampholder - L700 L700PX UNIVERSAL LAMPHOLDER, 6", WHITE, R, PAR38	662400137887	1.01	12	720						•	CN
	Universal Lampholder - L702 L702MBX UNIVERSAL LAMPHOLDER, 3", MATTE BLACK, R, PAR16, PAR20, PAR30L, PAR38 L702PX UNIVERSAL LAMPHOLDER, 3", WHITE, R, PAR16, PAR20, PAR30L, PAR38	662400164333 662400164326	0.615 0.642	24 6	720 1800						• •	CN CN
	Universal Lampholder - L703 L703MBX UNIVERSAL LAMPHOLDER, 2.4", MATTE BLACK, R, PAR16, PAR20, PAR30L, PAR38 L703PX UNIVERSAL LAMPHOLDER, 2.4", WHITE, R, PAR16, PAR20, PAR30L, PAR38	662400301394 662400301387	0.633 0.659	24 24	648 576	•		•		•		CN CN
Bachetta												
	Bachetta Gimbal Ring - L3703 L3703PX BACHETTA GIMBAL RING, WHITE, PAR30	662400149248	1.513	72	288						•	CN
Commercial Applications												
	Para Trac Electronic Wall Wash - L3218 L3218EP PARA TRAC ELECTRONIC COMPACT FLUORESCENT WALL WASH, WHITE, F18BX	662400603566	4.105	1	108						•	MX

CATALOG NUMBER	DESCRIPTION	UPC CODE	WEIGHT	CASE PALLET		IL	NJ	TX	CA	GA	COO	
				QTY	QTY							
Roundback												
	Roundback Cylinder - L1543 L1543PX	ROUNDBACK CYLINDER, BLACK BAFFLE, WHITE, R40, PAR38	662400143185	0.91	6	192					●	MX
	Roundback Cylinder - L741, L743, L746, L747 L741MBX	ROUNDBACK CYLINDER, MATTE BLACK, BR30, R30, PAR30, BR25, A19	662400139010	1	6	252					●	CN
	L741PX	ROUNDBACK CYLINDER, WHITE, BR30, R30, PAR30, BR25, A19	662400139027	1.328	6	324					●	CN;US
	L743PX	ROUNDBACK CYLINDER, WHITE, R20, PAR20, A19	662400139065	0.969	6	378					●	CN
	L746PX	ROUNDBACK CYLINDER, BLACK BAFFLE, WHITE, BR30, R30, PAR30, BR25, A19	662400139102	1.483	6	252					●	CN;US
	L747PX	ROUNDBACK CYLINDER, BLACK BAFFLE, WHITE, R20, PAR20, A19	662400139140	1.2	6	378					●	CN
	Roundback Cylinder - L855 L855PX	ROUNDBACK CYLINDER, WHITE, PAR38	662400140757	1.21	6	216					●	CN
Continental Cylinder												
	Continental Cylinder Yoke - L704 L704MBX	CONTINENTAL CYLINDER, YOKE, MATTE BLACK, R40, PAR38	662400137917	2.2	6	126					●	CN
	L704PX	CONTINENTAL CYLINDER, YOKE, WHITE, R40, PAR38	662400137931	2.254	6	144					●	CN;US
	Continental Cylinder - L730 L730MBX	CONTINENTAL CYLINDER, MATTE BLACK, BR30, R30, PAR30, A19, BR25	662400138358	0.915	6	288					●	CN
	L730PX	CONTINENTAL CYLINDER, WHITE, BR30, R30, PAR30, A19, BR25	662400138372	1	6	384					●	CN
	Continental Cylinder - L734 L734PX	CONTINENTAL CYLINDER, BLACK BAFFLE, WHITE, R40, PAR38	662400138839	2.319	6	144					●	CN
	Continental Cylinder - L735 L735MBX	CONTINENTAL CYLINDER, MATTE BLACK, R20, PAR20, A19	662400138853	0.988	6	432					●	CN
	Continental Cylinder - L736 L736MBX	CONTINENTAL CYLINDER, BLACK BAFFLE, MATTE BLACK, BR30, R30, PAR30, A19, BR25	662400138891	1.25	6	252					●	CN
	L736PX	CONTINENTAL CYLINDER, BLACK BAFFLE, WHITE, BR30, R30, PAR30, A19, BR25	662400138907	1.29	6	2400					●	CN
	Continental Cylinder - L737 L737MBX	CONTINENTAL CYLINDER, BLACK BAFFLE, MATTE BLACK, R20, PAR20, A19	662400138945	0.782	6	486					●	CN
	L737PX	CONTINENTAL CYLINDER, BLACK BAFFLE, WHITE, R20, PAR20, A19	662400138952	0.647	6	432					●	CN


CATALOG NUMBER	DESCRIPTION	UPC CODE	WEIGHT	CASE		PALLET					COO	
				QTY	QTY	IL	NJ	TX	CA	GA		
Flatback												
	Flatback Cylinder - L1763											
L1763MBX	LOW VOLTAGE, FLATBACK CYLINDER, MAGNETIC TRANSFORMER, MATTE BLACK, MR16	662400144564	0.91	6	192					•		MX
L1763PX	LOW VOLTAGE, FLATBACK CYLINDER, MAGNETIC TRANSFORMER, WHITE, MR16	662400144588	0.91	6	192					•		MX
	Flatback Cylinder - L763											
L763MBX	FLATBACK CYLINDER, BLACK BAFFLE, MATTE BLACK, BR30, R30, PAR30, BR25	662400139690	1.255	4	192					•		MX
L763PX	FLATBACK CYLINDER, BLACK BAFFLE, WHITE, BR30, R30, PAR30, BR25	662400139720	1.646	4	192					•		CN;MX;US
	Flatback Cylinder - L764											
L764MBX	FLATBACK CYLINDER, BLACK BAFFLE, MATTE BLACK, R40, PAR38	662400139805	0.91	6	192					•		MX
L764PX	FLATBACK CYLINDER, BLACK BAFFLE, WHITE, R40, PAR38	662400139836	0.91	6	192					•		MX
Gimbal Ring												
	Gimbal Ring - L1730											
L1730MBX	GIMBAL RING, MATTE BLACK, PAR30	662400144014	0.913	6	360					•	•	CN
L1730PX	GIMBAL RING, WHITE, PAR30	662400144038	0.735	6	360	•	•			•	•	CN
	Front Loading Gimbal Ring - L1731											
L1731MB	FRONT LOADING GIMBAL RING, MATTE BLACK, PAR30	662400687696	1.1	6	324					•		CN
	Gimbal Ring - L1738											
L1738MBX	GIMBAL RING, MATTE BLACK, PAR38	662400144151	1.11	6	270	•				•		CN
L1738PX	GIMBAL RING, WHITE, PAR38	662400144175	1.12	6	540					•		CN
	Front Loading Gimbal Ring - L1739											
L1739PX	FRONT LOADING GIMBAL RING, WHITE, PAR38	662400318774	0.91	6	192					•		MX
	Low Voltage Gimbal Ring - L2716											
L2716MB	LOW VOLTAGE GIMBAL RING, MATTE BLACK, MR16	662400145325	0.343	48	1152					•		CN;US
L2716P	LOW VOLTAGE GIMBAL RING, WHITE, MR16	662400145332	0.337	48	1440		•	•		•		CN
	Low Voltage Gimbal Ring - L2717											
L2717MBX	LOW VOLTAGE GIMBAL RING, ELECTRONIC TRANSFORMER, MATTE BLACK, MR16	662400145394	0.768	48	1152					•		CN
L2717PX	LOW VOLTAGE GIMBAL RING, ELECTRONIC TRANSFORMER, WHITE, MR16	662400145417	0.738	12	960	•	•	•	•	•		CN

CATALOG NUMBER	DESCRIPTION	UPC CODE	WEIGHT	QTY	CASE QTY	PALLET QTY	IL	NJ	TX	CA	GA	COO
Micro Style												
	Low Voltage Micro Style - L1760 L1760MBX LOW VOLTAGE MICRO STYLE LAMPHOLDER, MAGNETIC TRANSFORMER, MATTE BLACK, MR16	662400144403	0.91	6	192					•		MX
	Low Voltage Lampholder - L2702 L2702MB LOW VOLTAGE LAMPHOLDER, PERFORATED SHADE, ELECTRONIC TRANSFORMER, MATTE BLACK, MR16	662400615583	1.042	6	384					•		CN
	Micro Style Transformer L200MB ACCESSORY BAFFLE, MATTE BLACK	662400136941	0.2	12	1152					•		MX

Studio



	Studio Lampholder - L1820 L1820MB STUDIO LAMPHOLDER, MATTE BLACK, PAR20 L1820P STUDIO LAMPHOLDER, WHITE, PAR20	662400663720 662400663713	1.064 0.995	6 6	288 720					• •		US US
	Studio Lampholder - L1830 L1830MB STUDIO LAMPHOLDER, MATTE BLACK, PAR30 L1830P STUDIO LAMPHOLDER, WHITE, PAR30	662400663768 662400663744	1.562 1.63	6 6	240 240					• •		US US
	Studio Lampholder - L1838 L1838MB STUDIO LAMPHOLDER, MATTE BLACK, PAR38	662400663799	1.379	6	144					•		US












Studio Classic


	Studio Classic Lampholder - L1808 L1808MB STUDIO CLASSIC LAMPHOLDER, MATTE BLACK, PAR38	662400660453	3.6	6	48					•	•	CN
------------------------------------------------------------------------------------	------------------------------------------------------------------------------------------------------	--------------	-----	---	----	--	--	--	--	---	---	----

Power - Trac Systems











Single Circuit

	Single Circuit L650MB SINGLE CIRCUIT TRAC, 2FT - MATTE BLACK L650P SINGLE CIRCUIT TRAC, 2FT, WHITE L651MB SINGLE CIRCUIT TRAC, 4FT, MATTE BLACK L651P SINGLE CIRCUIT TRAC, 4FT, WHITE L652MB SINGLE CIRCUIT TRAC, 8FT, MATTE BLACK L652P SINGLE CIRCUIT TRAC, 8FT, WHITE L653MB SINGLE CIRCUIT TRAC, 12FT, MATTE BLACK L653P SINGLE CIRCUIT TRAC, 12FT, WHITE L651SL SINGLE CIRCUIT TRAC, 4FT, SILVER	662400137597 662400137603 662400137672 662400137689 662400137764 662400137771 662400137818 662400137825 662401887279	0.7 1.05 2.086 2.2 3.91 3.91 6 5.75 0.17	6 6 1 1 1 1 1 1 1	1980 1920 150 625 228 228 300 300 800		•	•	•	•	•	•	CN CN;US CN CN CN CN CN CN MX
	Dead End DE60050A-1-PK DEAD END, SINGLE CIRCUIT, WHITE	623961478505	0.052	10	2400					•		MX	

CATALOG NUMBER	DESCRIPTION	UPC CODE	WEIGHT	CASE PALLET					COO		
				QTY	QTY	IL	NJ	TX		CA	GA
Live End Connector											
 L901MB	LIVE END CONNECTOR, SINGLE CIRCUIT, MATTE BLACK	662400140825	0.91	6	192	•	•	•	•	•	MX
L901P	LIVE END CONNECTOR, SINGLE CIRCUIT, WHITE	662400140832	0.91	12	2160	•	•	•	•	•	MX
Flex Connector											
 L902MB	FLEX CONNECTOR, SINGLE CIRCUIT, MATTE BLACK	662400140863	0.4	6	1782					•	MX
Straight Connector											
 L903MB	STRAIGHT CONNECTOR, SINGLE CIRCUIT, MATTE BLACK	662400140894	0.31	12	4032		•	•	•	•	MX
L903P	STRAIGHT CONNECTOR, SINGLE CIRCUIT, WHITE	662400140900	0.31	12	4032	•	•	•	•	•	MX
L Connector											
 L904MB	L CONNECTOR, SINGLE CIRCUIT, MATTE BLACK	662400140924	0.91	12	192	•	•		•	•	MX
L904P	L CONNECTOR, SINGLE CIRCUIT, WHITE	662400140931	0.91	12	192	•	•		•	•	MX
T Connector											
 L905MB	T CONNECTOR, SINGLE CIRCUIT, MATTE BLACK	662400140948	0.91	6	192					•	MX
L905P	T CONNECTOR, SINGLE CIRCUIT, WHITE	662400140955	0.91	6	192					•	MX
X Connector											
 L906P	X CONNECTOR, SINGLE CIRCUIT, WHITE	662400140979	0.91	6	192					•	MX
Outlet Box											
 L907MB	OUTLET BOX FOR T-BAR CEILING, MATTE BLACK	662400140986	0.58	1	896					•	MX
L907P	OUTLET BOX FOR T-BAR CEILING, WHITE	662400140993	0.563	1	896					•	MX
Mini Joiner											
 L908MB	MINI JOINER, SINGLE CIRCUIT, MATTE BLACK	662400141037	0.91	12	192	•	•	•	•	•	MX
L908P	MINI JOINER, SINGLE CIRCUIT, WHITE	662400141044	0.91	12	192	•	•	•	•	•	MX
Floating Canopy & Connector											
 L909MB	FLOATING CANOPY & CONNECTOR, SINGLE CIRCUIT, MATTE BLACK	662400141068	0.91	6	192	•			•	•	MX
L909P	FLOATING CANOPY & CONNECTOR, SINGLE CIRCUIT, WHITE	662400141075	0.91	6	192	•	•	•	•	•	MX
Conduit Continuation Kit											
 L979MB	CONDUIT CONTINUATION KIT, SINGLE CIRCUIT, MATTE BLACK	662400142218	0.91	6	192					•	MX
L979P	CONDUIT CONTINUATION KIT, SINGLE CIRCUIT, WHITE	662400142225	0.91	6	192					•	MX
Live End Conduit Adapter											
 L980MB	LIVE END CONDUIT ADAPTER, SINGLE CIRCUIT, MATTE BLACK	662400142249	0.91	6	192	•	•		•	•	MX
L980P	LIVE END CONDUIT ADAPTER, SINGLE CIRCUIT, WHITE	662400142256	0.91	6	192	•	•		•	•	MX

Ⓢ Indicates EISA Compliant Pulse Start Products  Indicates MarketPro Product Country of Origin - as Indicated

Please reference the Cooper Lighting Stock Guide Terms and Conditions page. Pictures are a representation of product categories and may not illustrate the exact skus listed. Product information is subject to change without notice. Consult factory representative for additional information and inventory details. Visit www.cooperlighting.com for more product information.

CATALOG NUMBER	DESCRIPTION	UPC CODE	WEIGHT	CASE PALLET		COO					
				QTY	QTY	IL	NJ	TX	CA	GA	COO
Two Circuit											
	Two Circuit										
L641MB	TWO CIRCUIT TRAC, 4FT - MATTE BLACK	662401137497	1.985	1	800						MX;US
L641P	TWO CIRCUIT TRAC, 4FT, WHITE	662401137503	1.985	1	800						CN;MX
L642MB	TWO CIRCUIT TRAC, 8FT, MATTE BLACK	662400137511	3.94	1	100	•					MX
L642P	TWO CIRCUIT TRAC, 8FT, WHITE	662401167241	4	1	100		•				MX
L643MB	TWO CIRCUIT TRAC, 12FT, MATTE BLACK	662400137535	6.4	1	224						CN;MX;US
L643P	TWO CIRCUIT TRAC, 12FT, WHITE	662400137542	6.4	1	324						MX
Live End											
	Live End										
L941MB	LIVE END CONNECTOR, TWO CIRCUIT, MATTE BLACK	662400141587	0.91	6	192	•	•				MX
L941P	LIVE END CONNECTOR, TWO CIRCUIT, WHITE	662400141594	0.91	6	192	•	•				MX
Straight / L Connector											
	Straight / L Connector										
L943MB	STRAIGHT/L CONNECTOR, TWO CIRCUIT, MATTE BLACK	662400141624	0.91	6	192						MX
L943P	STRAIGHT/L CONNECTOR, TWO CIRCUIT, WHITE	662400141631	0.91	6	192						MX
Mini Joiner											
	Mini Joiner										
L949MB	MINI JOINER, TWO CIRCUIT, MATTE BLACK	662400141761	0.91	6	192	•					MX
L949P	MINI JOINER, TWO CIRCUIT, WHITE	662400141778	0.91	6	192						MX
Left T Connector											
	Left T Connector										
L945LMB	LEFT T CONNECTOR, TWO CIRCUIT, MATTE BLACK	662400141648	0.91	6	192						MX
Right T Connector											
	Right T Connector										
L945RMB	RIGHT T CONNECTOR, TWO CIRCUIT, MATTE BLACK	662400141662	0.91	6	192						MX
Flex Joiner											
	Flex Joiner										
L942MB	FLEX JOINER, TWO CIRCUIT, MATTE BLACK	662400141600	0.6	6	1920						MX
L942P	FLEX JOINER, TWO CIRCUIT, WHITE	662400141617	0.6	6	2592						MX
Conduit Connector											
	Conduit Connector										
L947MB	CONDUIT CONNECTOR, TWO CIRCUIT, MATTE BLACK	662400141709	0.91	6	192						MX
L947P	CONDUIT CONNECTOR, TWO CIRCUIT, WHITE	662400141716	0.91	6	192						MX
Conduit Continuation Kit											
	Conduit Continuation Kit										
L989MB	CONDUIT CONTINUATION KIT, TWO CIRCUIT, MATTE BLACK	662400142331	0.91	6	192						MX
Floating Canopy & Connector											
	Floating Canopy & Connector										
L929MB	FLOATING CANOPY & CONNECTOR, TWO CIRCUIT, MATTE BLACK	662400163053	0.91	6	192						MX
L929P	FLOATING CANOPY & CONNECTOR, TWO CIRCUIT, WHITE	662400163046	0.91	6	192						MX
Dead End											
DE641P - 1 PK	DEAD END, TWO CIRCUIT, WHITE	623961478635	0.3	10	360						MX

Lampholder and Power - Trac Accessories

Dead End Replacement for Mini 1 circuit

CATALOG NUMBER	DESCRIPTION	UPC CODE	WEIGHT	QTY	CASE QTY	PALLET QTY	IL	NJ	TX	CA	GA	COO
DE600MB	DEAD END FOR MINIATURE 1-CIRCUIT TRACK LIGHT SYSTEM, BLACK	622696812592	0.12	10	2940		•			•	•	CN
DE600P	DEAD END FOR MINIATURE 1-CIRCUIT TRACK LIGHT SYSTEM, WHITE	622696812752	0.11	10	900		•	•		•	•	CN

Lens - L110N, L111, L113 & L115



L110N	DIFFUSE SAND BLASTED LENS, 2"	662400136774	0.076	1	21000						•	US
L111	SOFT FOCUS LENS, 2"	662400627517	0.08	20	2880	•	•			•	•	US
L113	PRISMATIC LENS, 2"	662400136804	0.061	50	6000						•	US
L115	LINEAR SPREAD LENS, 2"	662400136811	0.052	50	8000						•	US

Low Voltage Canopy Adapter



L1973MB	LOW VOLTAGE CANOPY ADAPTER, MATTE BLACK	662400145042	0.91	6	192						•	MX
L1973P	LOW VOLTAGE CANOPY ADAPTER, WHITE	662400145059	0.91	6	192						•	MX

Media Holder



L252MB	MEDIA HOLDER, PAR30, L1830, MATTE BLACK	662400301400	0.497	6	378						•	CN;US
--------	-----------------------------------------	--------------	-------	---	-----	--	--	--	--	--	---	-------

Cube Cell Louver - L274



L274MB	CUBE CELL LOUVER, 3 3/4"	662400301424	0.19	6	2430						•	MX
--------	--------------------------	--------------	------	---	------	--	--	--	--	--	---	----

Cube Cell Louver - L275



L275MB	CUBE CELL LOUVER, MATTE BLACK	662400137108	0.145	6	3360						•	MX
--------	-------------------------------	--------------	-------	---	------	--	--	--	--	--	---	----

48" Steel Stem

L48MB	48" STEEL STEM, MATTE BLACK	662400136750	0.91	6	192						•	MX
L48P	48" STEEL STEM, WHITE	662400136767	0.91	6	192						•	MX

Outlet Box



L900MB	OUTLET BOX COVER, MATTE BLACK	662400140771	0.91	12	192	•				•	•	MX
L900P	OUTLET BOX COVER, WHITE	662400140788	0.91	12	192	•	•	•	•	•	•	MX

18" Extension Wand



L918PX	18" EXTENSION WAND, WHITE	662400141334	0.91	6	192	•					•	MX
--------	---------------------------	--------------	------	---	-----	---	--	--	--	--	---	----

48" Extension Wand

L948MBX	48" EXTENSION WAND, MATTE BLACK	662400141730	1.07	6	594						•	MX
---------	---------------------------------	--------------	------	---	-----	--	--	--	--	--	---	----

Cord & Plug Connector



L950P	CORD & PLUG CONNECTOR, SINGLE CIRCUIT, WHITE	662400141808	0.91	6	192						•	MX
-------	----------------------------------------------	--------------	------	---	-----	--	--	--	--	--	---	----

CATALOG NUMBER	DESCRIPTION	UPC CODE	WEIGHT	CASE		PALLET					COO		
				QTY	QTY	IL	NJ	TX	CA	GA			
Wireway Cover for Pendant Assembly Kit													
L951MB	WIREWAY COVER FOR PENDANT ASSEMBLY KIT, MATTE BLACK	662400141815	0.155	1	1875						•	MX	
L951P	WIREWAY COVER FOR PENDANT ASSEMBLY KIT, WHITE	662400141822	0.14	1	1875						•	MX	
Showroom Fixture Adapter													
L956P	SHOWROOM FIXTURE ADAPTER, WHITE	662400141884	0.91	6	192						•	MX	
Pendant Adapter - L957													
L957MB	PENDANT ADAPTER, MATTE BLACK	662400141907	0.91	6	192	•	•	•	•	•		MX	
Outlet Adapter													
L966P	OUTLET ADAPTER, WHITE	662400142003	0.91	6	192						•	MX	
C Clamp Adapter													
L972MB	C CLAMP ADAPTER, MATTE BLACK	662400142102	0.8	1	490						•	MX	
Canopy Adapter													
L973MBN	CANOPY ADAPTER, MATTE BLACK	662400142126	0.91	6	192						•	•	MX
L973PN	CANOPY ADAPTER, WHITE	662400142133	0.91	6	192	•	•				•	•	MX
L973MBH	CANOPY ADAPTER - WHITE	662400212478	0.91	6	192						•		MX
T-Bar Attachment Clip - L983N													
L983N	T-BAR ATTACHMENT CLIP	662400142300	0.91	6	192	•	•				•	•	CN;MX
Pendant Kit Assembly - L992													
L992MB	PENDANT KIT ASSEMBLY, MATTE BLACK	662400142355	0.91	6	192	•	•				•	•	MX
L992P	PENDANT KIT ASSEMBLY, WHITE	662400142362	0.91	6	360	•	•				•	•	MX
Pendant Adapter													
L994MB	PENDANT ADAPTER, 45 DEGREE, MATTE BLACK	662400142393	0.756	1	324						•		MX
L994P	PENDANT ADAPTER, 45 DEGREE, WHITE	662400142409	0.726	1	324						•		MX
Power-Trac Transformers													
Low Voltage Power-Trac Transformer - L2001													
L2001PX	LOW VOLTAGE POWER-TRAC TRANSFORMER, WHITE	662400602989	0.443	60	3120	•	•	•	•	•			CN
Low Voltage Power-Trac Transformer - L2004													
L2004P	LOW VOLTAGE LINEA TRANSFORMER, WHITE	662400618492	0.356	60	1200	•					•		CN

CATALOG NUMBER	DESCRIPTION	UPC CODE	WEIGHT	QTY	CASE PALLET					COO	
					QTY	IL	NJ	TX	CA		GA
Current Limiters											
Circuit Breakers											
CB120P	CIRCUIT BREAKER 1 AMP 120W WHITE	080083508747	0.04	25	1200					•	US
CB300MB	CIRCUIT BREAKER 2.5 AMP 300W BLACK	080083508785	0.4	25	1200	•				•	US
CB300P	CIRCUIT BREAKER 2.5 AMP 300W WHITE	080083508778	0.04	25	2250	•				•	DE
CB600MB	CIRCUIT BREAKER 5 AMP 600W BLACK	080083508754	0.04	25	2160	•				•	US
CB600P	CIRCUIT BREAKER 5 AMP 600W WHITE	080083508792	0.04	25	1200	•				•	US
CB1200P	CIRCUIT BREAKER 10 AMP 1200W WHITE	080083508860	0.04	50	1000	•				•	US
CB1200MB	CIRCUIT BREAKER 10 AMP 1200W BLACK	080083508877	0.04	25	3500	•				•	DE
CB120MB	CIRCUIT BREAKER 1 AMP 120W BLACK	080083508761	0.4	25	1200	•				•	US
CB960MB	CIRCUIT BREAKER 8 AMP 960W BLACK	080083508853	0.04	25	1200	•				•	US



Single Circuit

LC901MB	SINGLE CIRCUIT END FEED CONNECTOR AND HOUSING BLACK	623961052453	0.91	6	192					•	MX
LZRC201P	LAZER SINGLE CIRCUIT END FEED CONNECTOR AND HOUSING WHITE	623961052392	0.91	6	192					•	MX

Lazer Lampholders and Systems

Roundback










Round Back Cylinder









LZR311PL	LAZER ROUND BACK CYLINDER, WHITE, 120V MR16 INCLUDED	662400689409	0.705	6	990					•	CN
----------	------------------------------------------------------	--------------	-------	---	-----	--	--	--	--	---	----






















Low Voltage Roundback Cylinder


LZR405P	LAZER LOW VOLTAGE ROUND BACK CYLINDER, ELECTRONIC TRANSFORMER, WHITE, MR16	662400687566	0.91	6	432					• •	CN
---------	----------------------------------------------------------------------------	--------------	------	---	-----	--	--	--	--	-----	----

CATALOG NUMBER	DESCRIPTION	UPC CODE	WEIGHT	CASE		PALLET					COO	
				QTY	QTY	IL	NJ	TX	CA	GA		
Gimbal Ring												
Front Loading Gimbal - LZR1320												
	LZR1320MB	LAZER FRONT LOADING GIMBAL, MATTE BLACK, PAR20	662400663669	0.838	6	600	•	•			•	CN
	LZR1320P	LAZER FRONT LOADING GIMBAL, WHITE, PAR20	662400663652	0.833	6	540	•		•		•	CN
Front Loading Gimbal - LZR1330												
	LZR1330MB	LAZER FRONT LOADING GIMBAL, MATTE BLACK, PAR30	662400663683	1.16	6	288	•				•	CN
	LZR1330P	LAZER FRONT LOADING GIMBAL, WHITE, PAR30	662400663676	1.2	6	240	•		•		•	CN
Front Loading Gimbal - LZR1338												
	LZR1338MB	LAZER FRONT LOADING GIMBAL, MATTE BLACK, PAR38	662400663706	1.5	1	180					•	CN
	LZR1338P	LAZER FRONT LOADING GIMBAL, WHITE, PAR38	662400663690	1.56	6	240				•	•	CN
Gimbal Ring - LZR316												
	LZR316MBL	LAZER GIMBAL RING, MATTE BLACK, 120V MR16 LAMP INCLUDED	662400689454	0.586	6	720	•	•			•	CN
	LZR316PL	LAZER GIMBAL RING, WHITE, 120V MR16 LAMP INCLUDED	662400689447	0.575	6	1320	•	•		•	•	CN
Small Gimbal Ring - LZR330												
	LZR330MB	LAZER SMALL GIMBAL RING, MATTE BLACK, PAR30	662400613305	0.9	6	360				•	•	CN
	LZR330P	LAZER SMALL GIMBAL RING, WHITE, PAR30	662400613299	0.974	6	384	•	•		•	•	CN
Gimbal Ring - LZR338												
	LZR338MB	LAZER GIMBAL RING, MATTE BLACK, PAR38	662400613329	1.1	6	270					•	CN
	LZR338P	LAZER GIMBAL RING, WHITE, PAR38	662400613312	1.1	6	270	•	•	•	•	•	CN
Low Voltage Gimbal Ring - LZR401												
	LZR401MB	LAZER LOW VOLTAGE GIMBAL RING, ELECTRONIC TRANSFORMER, MATTE BLACK, MR16	662400614005	0.579	12	1200	•			•	•	CN
	LZR401P	LAZER LOW VOLTAGE GIMBAL RING, ELECTRONIC TRANSFORMER, WHITE, MR16	662400613992	0.662	12	960	•	•		•	•	CN

CATALOG NUMBER	DESCRIPTION	UPC CODE	WEIGHT	CASE		PALLET					COO
				QTY	QTY	IL	NJ	TX	CA	GA	
Cylinder											
Small Roundback Cylinder											
 LZR301MB	LAZER SMALL ROUNDBACK CYLINDER, BLACK BAFFLE, MATTE BLACK, R20, PAR20, A19	662400612643	0.958	12	432					•	CN
LZR301P	LAZER SMALL ROUNDBACK CYLINDER, BLACK BAFFLE, WHITE, R20, PAR20, A19	662400612636	1.03	12	432					•	CN
Roundback Cylinder											
 LZR302MB	LAZER ROUNDBACK CYLINDER, BLACK BAFFLE, MATTE BLACK, BR30, R30, PAR30, BR25	662400612681	1.295	12	288					•	CN
LZR302P	LAZER ROUNDBACK CYLINDER, BLACK BAFFLE, WHITE, BR30, R30, PAR30, BR25	662400612674	1.331	10	360					•	CN
LZR302P/W	LAZER ROUNDBACK CYLINDER, WHITE BAFFLE, WHITE, BR30, R30, PAR30, BR25	662400612704	1.121	12	360					•	CN
Large Roundback Cylinder											
 LZR303MB	LAZER LARGE ROUNDBACK CYLINDER, BLACK BAFFLE, BLACK, PAR38, R40	662400612551	1.628	6	144					•	CN
LZR303P	LAZER LARGE ROUNDBACK CYLINDER, BLACK BAFFLE, WHITE, PAR38, R40	662400612544	1.7	6	192					•	CN
Small Step Cylinder											
 LZR304MB	LAZER SMALL STEP CYLINDER, BLACK BAFFLE, MATTE BLACK, R20, PAR20, A19	662400612728	0.981	12	216					•	CN
LZR304P	LAZER SMALL STEP CYLINDER, BLACK BAFFLE, WHITE, R20, PAR20, A19	662400612711	0.745	12	432	•	•	•	•	•	CN
Step Cylinder											
 LZR305MB	LAZER STEP CYLINDER, BLACK BAFFLE, MATTE BLACK, BR30, R30, PAR30, BR25	662400612773	1.213	12	360	•				•	CN
LZR305P	LAZER STEP CYLINDER, BLACK BAFFLE, WHITE, BR30, R30, PAR30, BR25	662400612759	1.144	12	288					•	CN
LZR305P/W	LAZER STEP CYLINDER, WHITE BAFFLE, WHITE, BR30, R30, PAR30, BR25	662400612797	1.2	12	288	•				•	CN
Large Step Cylinder											
 LZR306MB	LAZER LARGE STEP CYLINDER, BLACK BAFFLE, MATTE BLACK, R40, PAR38	662400612575	1.231	6	192					•	CN
Flatback Cylinder - LZR307											
 LZR307MB	LAZER FLATBACK CYLINDER, BLACK BAFFLE, MATTE BLACK, R20, PAR20, A19	662400612810	1.14	12	432					•	CN
LZR307P	LAZER FLATBACK CYLINDER, BLACK BAFFLE, WHITE, R20, PAR20, A19	662400612803	1.14	12	432					•	CN
Flatback Cylinder - LZR308											
 LZR308MB	LAZER FLATBACK CYLINDER, BLACK BAFFLE, MATTE BLACK, BR30, R30, PAR30, BR25	662400612599	1.078	12	360					•	CN
LZR308P	LAZER FLATBACK CYLINDER, BLACK BAFFLE, WHITE, BR30, R30, PAR30, BR25	662400612582	1.333	12	360					•	CN

CATALOG NUMBER	DESCRIPTION	UPC CODE	WEIGHT	CASE PALLET		COO				
				QTY	QTY	IL	NJ	TX	CA	GA
Glass and Perforated Bell & Contemporary Gimbal										
	Perforated Bell									
LZR402MB	LAZER LOW VOLTAGE PERFORATED BELL, ELECTRONIC TRANSFORMER, MATTE BLACK, MR16	662400616559	0.926	12	216					CN
LZR402P	LAZER LOW VOLTAGE PERFORATED BELL, ELECTRONIC TRANSFORMER, WHITE, MR16	662400616542	1.02	12	288					CN
	Glass Bell									
LZR403MB	LAZER LOW VOLTAGE GLASS BELL, ELECTRONIC TRANSFORMER, MATTE BLACK, MR16	662400616573	1.106	12	432					CN
LZR403P	LAZER LOW VOLTAGE GLASS BELL, ELECTRONIC TRANSFORMER, WHITE, MR16	662400616566	1.136	12	432					CN
	Contemporary Gimbal									
LZR404MB	LAZER LOW VOLTAGE CONTEMPORARY GIMBAL, ELECTRONIC TRANSFORMER, MATTE BLACK, MR16	662400616597	0.6	12	720					CN
LZR404P	LAZER LOW VOLTAGE CONTEMPORARY GIMBAL, ELECTRONIC TRANSFORMER, WHITE, MR16	662400616580	0.722	12	720					CN
Step Cylinder										
	Low Voltage Step Cylinder									
LZR406MB	LAZER LOW VOLTAGE STEP CYLINDER, ELECTRONIC TRANSFORMER, MATTE BLACK, MR16	662400687597	0.942	6	600					CN
LZR406P	LAZER LOW VOLTAGE STEP CYLINDER, ELECTRONIC TRANSFORMER, WHITE, MR16	662400687580	0.91	6	432					CN
Lazer Track System										
	Single Circuit									
LZR102MB	LAZER SINGLE CIRCUIT TRACK, 2FT, MATTE BLACK	662400617464	0.874	6	864					CN
LZR102P	LAZER SINGLE CIRCUIT TRACK, 2FT, WHITE	662400617396	0.7	12	2352					CN
LZR104MB	LAZER SINGLE CIRCUIT TRACK, 4FT, MATTE BLACK	662400617426	1.659	12	1632					CN
LZR104P	LAZER SINGLE CIRCUIT TRACK, 4FT, WHITE	662400617419	1.5	12	1248					CN
LZR106MB	LAZER SINGLE CIRCUIT TRACK, 6FT, MATTE BLACK	662400617440	2.55	12	1152					CN
LZR106P	LAZER SINGLE CIRCUIT TRACK, 6FT, WHITE	662400617433	2.4	12	960					CN
LZR108MB	LAZER SINGLE CIRCUIT TRACK, 8FT, MATTE BLACK	662400617402	3.2	12	504					CN
LZR108P	LAZER SINGLE CIRCUIT TRACK, 8FT, WHITE	662400617457	3.08	12	504					CN
	T-Bar Clip									
LZR207	LAZER T-BAR CLIP	662400617129	0.146	96	3072					CN
	Monopoint Feed									
LZR209MB	LAZER MONOPOINT FEED, MATTE BLACK	662400617150	0.438	12	1440					CN
LZR209P	LAZER MONOPOINT FEED, WHITE	662400617167	0.373	48	2304					CN
	Monopoint Feed Low Voltage									
LZR210MB	LAZER MONOPOINT FEED, LOW VOLTAGE, MATTE BLACK	662400617174	0.363	12	1296					CN
LZR210P	LAZER MONOPOINT FEED, LOW VOLTAGE, WHITE	662400617181	0.29	48	1296					CN
	Live End Feed w / Junction Box Cover									
LZR200MB	LAZER LIVE END FEED W/JUNCTION BOX COVER, MATTE BLACK	662400616993	0.354	6	672					CN
LZR200P	LAZER LIVE END FEED W/JUNCTION BOX COVER, WHITE	662400617006	0.396	24	1152					CN

CATALOG NUMBER	DESCRIPTION	UPC CODE	WEIGHT	CASE PALLET					COO	
				QTY	QTY	IL	NJ	TX		CA
Live End Feed										
 LZR201MB	LAZER LIVE END FEED, MATTE BLACK	662400617013	0.228	8	384	•	•	•	•	CN
LZR201P	LAZER LIVE END FEED, WHITE	662400617020	0.234	12	3456	•	•	•	•	CN
Floating Canopy & Connector Feed										
 LZR202MB	LAZER FLOATING CANOPY AND CONNECTOR FEED, MATTE BLACK	662400617037	0.4	24	648				•	CN
LZR202P	LAZER FLOATING CANOPY AND CONNECTOR FEED, WHITE	662400617044	0.538	24	1152	•			•	CN
Adjustable L & Straight Connector										
 LZR203MB	LAZER ADJUSTABLE L AND STRAIGHT CONNECTOR, MATTE BLACK	662400617051	0.486	4	384				•	CN
LZR203P	LAZER ADJUSTABLE L AND STRAIGHT CONNECTOR, WHITE	662400617068	0.395	48	2304			•	•	CN
Conduit Adapter Feed										
 LZR204MB	LAZER CONDUIT ADAPTER FEED, MATTE BLACK	662400617075	0.271	12	432	•			•	CN
LZR204P	LAZER CONDUIT ADAPTER FEED, WHITE	662400617082	0.254	48	1296				•	CN
Conduit Continuation Feed										
 LZR205MB	LAZER CONDUIT CONTINUATION FEED, MATTE BLACK	662400617099	0.25	48	2304				•	CN
T-Bar Canopy										
 LZR206P	LAZER T-BAR CANOPY - WHITE	662400617112	0.4	12	576				•	CN
Flexible Connector Feed										
 LZR211P	LAZER FLEXIBLE CONNECTOR FEED, WHITE	662400617204	0.4	12	2492				•	CN
Mini Connector										
 LZR212MB	LAZER MINI CONNECTOR, MATTE BLACK	662400617211	0.156	96	3072	•	•	•	•	CN
LZR212P	LAZER MINI CONNECTOR, WHITE	662400617228	0.155	12	1728	•	•	•	•	CN
T Connector Right										
 LZR213LMB	LAZER T CONNECTOR, LEFT HAND, MATTE BLACK	662400685944	0.37	12	2400				•	CN
LZR213LP	LAZER T CONNECTOR, LEFT HAND, WHITE	662400685951	0.4	12	2400				•	CN
T Connector Left										
 LZR213RMB	LAZER T CONNECTOR, RIGHT HAND, MATTE BLACK	662400685968	0.4	12	2400				•	CN
LZR213RP	LAZER T CONNECTOR FEED RIGHT, WHITE	662400685975	0.37	48	2304				•	CN

Ⓢ Indicates EISA Compliant Pulse Start Products  Indicates MarketPro Product Country of Origin - as Indicated

Please reference the Cooper Lighting Stock Guide Terms and Conditions page. Pictures are a representation of product categories and may not illustrate the exact skus listed. Product information is subject to change without notice. Consult factory representative for additional information and inventory details. Visit www.cooperlighting.com for more product information.

CATALOG NUMBER


DESCRIPTION

UPC CODE WEIGHT QTY CASE PALLET QTY IL NJ TX CA GA COO

Linea Lampholders and Systems
Linea LV Surface Track and Connect



Surface Channel

LV308MB MINI-ALTO MR16, MATTE BLACK, 50W MAX. 662400669340 0.613 12 576  CN

Surface Etchings



Square Etchings Sconce

H2522MC SQUARE ETCHINGS SCONCE, INCANDESCENT, MATTE CHROME 662400215806 7.425 4 36  CN

Undercabinet

Luminaire and Accessories

HU2018PS2P930MBR	HALO HU20 LED UNDERCABINET TRACK, 18" WHITE - RETAIL KIT	080083760091	1.5	4	288		CN
HU1009D930MBR	HALO HU10 LED UNDERCABINET 9 IN, 3000K, MATTE BLACK	080083748310	1.5	16	576	 	CN
HU1024D930MBR	HALO HU10 LED UNDERCABINET 24 IN, 3000K, MATTE BLACK	080083748358	3	8	224	 	US
HU1109D9SMB	9" INTEGRATED UNDERCABINET, SELECTABLE CCT (2700K-4000K), DIMMABLE, MATTE BLACK	080083875245	0.68	4	1152	 	CN
HU1109D9SP	9" INTEGRATED UNDERCABINET, SELECTABLE CCT (2700K-4000K), DIMMABLE, WHITE	080083875788	0.68	4	1152	 	CN
HU1118D9SMB	18" INTEGRATED UNDERCABINET, SELECTABLE CCT (2700K-4000K), DIMMABLE, MATTE BLACK	080083875825	1.11	4	704	 	CN
HU1118D9SP	18" INTEGRATED UNDERCABINET, SELECTABLE CCT (2700K-4000K), DIMMABLE, WHITE	080083875863	1.11	4	704	 	CN
HU1124D9SMB	24" INTEGRATED UNDERCABINET, SELECTABLE CCT (2700K-4000K), DIMMABLE, MATTE BLACK	080083875900	1.47	4	648	 	CN
HU1124D9SP	24" INTEGRATED UNDERCABINET, SELECTABLE CCT (2700K-4000K), DIMMABLE, WHITE	080083875948	1.47	4	648	 	CN
HU1136D9SMB	36" INTEGRATED UNDERCABINET, SELECTABLE CCT (2700K-4000K), DIMMABLE, MATTE BLACK	080083875986	1.92	4	352	 	CN
HU1136D9SP	36" INTEGRATED UNDERCABINET, SELECTABLE CCT (2700K-4000K), DIMMABLE, WHITE	080083876020	1.92	4	352	 	CN
HU1148D9SMB	48" INTEGRATED UNDERCABINET, SELECTABLE CCT (2700K-4000K), DIMMABLE, MATTE BLACK	080083876068	2.58	4	396	 	CN
HU1148D9SP	48" INTEGRATED UNDERCABINET, SELECTABLE CCT (2700K-4000K), DIMMABLE, WHITE	080083876105	2.58	4	396	 	CN

Accessories

Track Accessories

Converter, single circuit to four circuit L963P

L963P SINGLE CIRCUIT TO FOUR CIRCUIT CONVERTER, WHITE 662400141976 0.91 6 192  MX

Light Shield L284

L284P POLYMER LIGHT SHIELD, WHITE, PAR30 662400183136 0.91 6 192  MX

Halo Commercial

Recessed Commercial Lighting

4" Housing

4" HC4 Series Housings

CATALOG NUMBER	DESCRIPTION	UPC CODE	WEIGHT	QTY	CASE QTY	IL	NJ	TX	CA	GA	COO
HC410D010	4" DL 1000LM, UNV, 0-10V	080083860586	3.95	6	36					• •	MX
HC415D010	4" DL 1500LM, UNV, 0-10V	080083860609	3.95	6	36					• •	MX
HC420D010	4" DL 2000LM, UNV, 0-10V	080083860623	3.95	6	36	•				• •	MX
HC440D010	4" DL 4000LM, UNV, 0-10V	080083861064	3.95	6	36					• •	MX
HC4R10D010	4" RETROFIT KIT 1000LM, UNV, 0-10V	080083865888	3.95	6	72					•	MX
HC4R15D010	4" RETROFIT KIT 1500LM, UNV, 0-10V	080083865901	3.95	6	72					•	MX
HC4R20D010	4" RETROFIT KIT 2000LM, UNV, 0-10V	080083865925	3.95	6	72					•	MX
HC4R30D010	4" RETROFIT KIT 3000LM, UNV, 0-10V	080083865949	3.95	6	72					•	MX
HC4R40D010	4" RETROFIT KIT 4000LM, UNV, 0-10V	080083865963	3.95	6	72					•	MX

4" Reflector



4" HC4 Series Reflectors

CATALOG NUMBER	DESCRIPTION	UPC CODE	WEIGHT	QTY	CASE QTY	IL	NJ	TX	CA	GA	COO
41MDC	4" CONICAL REFLECTOR, MEDIUM DISTRIBUTION, SPECULAR CLEAR	080083850167	0.826	6	144					• •	CN
41MDH	4" LENS MED DL REF, SF, SEMI SPEC	080083850181	0.826	6	108					• •	CN
41MDHWF	4" CONICAL REFLECTOR, MEDIUM DISTRIBUTION, SEMI-SPECULAR CLEAR WITH WHITE FLANGE	080083850242	0.826	6	108					• •	CN
41MDW	4" CONICAL REFLECTOR, MEDIUM DISTRIBUTION, WHITE FLANGE	080083850204	0.826	6	108					• •	CN
41NDC	4" CONICAL REFLECTOR, NARROW DISTRIBUTION, SPECULAR CLEAR	080083850068	0.826	6	108					• •	CN
41NDCWF	4" CONICAL REFLECTOR, NARROW DISTRIBUTION, SPECULAR CLEAR WITH WHITE FLANGE	080083850129	0.826	6	108					• •	CN
41NDH	4" LENS NAR DL REF, SF, SEMI SPEC	080083850082	0.826	6	108					• •	CN
41NDHWF	4" CONICAL REFLECTOR, NARROW DISTRIBUTION, SEMI-SPECULAR CLEAR WITH WHITE FLANGE	080083850143	0.826	6	108					• •	CN
41NDW	4" CONICAL REFLECTOR, NARROW DISTRIBUTION, WHITE FLANGE	080083850105	0.826	6	144					• •	CN
41WDC	4" CONICAL REFLECTOR, WIDE DISTRIBUTION, SPECULAR CLEAR	080083850266	0.826	6	108					• •	CN
41WDCWF	4" CONICAL REFLECTOR, WIDE DISTRIBUTION, SPECULAR CLEAR WITH WHITE FLANGE	080083850365	0.826	6	108					• •	CN
41WDH	4" CONICAL REFLECTOR, WIDE DISTRIBUTION, SEMI-SPECULAR CLEAR	080083850280	0.826	6	108					• •	CN
41WDHWF	4" CONICAL REFLECTOR, WIDE DISTRIBUTION, SEMI-SPECULAR CLEAR WITH WHITE FLANGE	080083850389	0.826	6	108					• •	CN
41WDW	4" CONICAL REFLECTOR, WIDE DISTRIBUTION, WHITE FLANGE	080083850303	0.826	6	108					• •	CN
41WDWB	4" LENS WIDE DL REF, SF, WHITE BAFFLE	080083850341	0.826	6	108					• •	CN
41RWWC	4" ROTATABLE WALL WASH REFLECTOR WITH LINEAR SPREAD LENS, SPECULAR CLEAR	080083850747	0.826	6	108					• •	CN
41RWWH	4" ROTATABLE WALL WASH REFLECTOR WITH LINEAR SPREAD LENS, SEMI-SPECULAR CLEAR	080083850761	0.826	6	108					• •	CN
41RWWW	4" ROTATABLE WALL WASH REFLECTOR WITH LINEAR SPREAD LENS, WHITE	080083850785	0.826	6	108					•	CN
41RWWWB	4" ROTATABLE WALL WASH REFLECTOR WITH LINEAR SPREAD LENS, WHITE BAFFLE	080083853717	0.826	6	108					•	CN
41WDBB	4" WIDE 76° BEAM ANGLE REFLECTOR, BLACK BAFFLE	080083850327	0.826	6	144					• •	CN
42RMDC	4? RETROFIT CONICAL REFLECTOR MEDIUM DISTRIBUTION 66° BEAM, SPECULAR CLEAR	080083853618	0.826	6	144					•	CN
42RMDCWF	4? RETROFIT CONICAL REFLECTOR MEDIUM DISTRIBUTION 66° BEAM, SPECULAR CLEAR WITH WHITE FLANGE	080083855223	0.826	6	144					•	CN
42RMDHWF	4? RETROFIT CONICAL REFLECTOR MEDIUM DISTRIBUTION 66° BEAM, SEMI-SPECULAR CLEAR WITH WHITE FLANGE	080083855247	0.826	6	144					•	CN
42RMDW	4? RETROFIT CONICAL REFLECTOR MEDIUM DISTRIBUTION 66° BEAM, WHITE	080083853656	0.826	6	144					•	CN
HC430D010	4" DL 3000LM, UNV, 0-10V	080083860654	3.95	6	36					• •	MX

CATALOG NUMBER	DESCRIPTION	UPC CODE	WEIGHT	CASE		PALLET					COO
				QTY	QTY	IL	NJ	TX	CA	GA	
4" LED Modules											
4" HC4 Series Modules											
HM412827	4" MODULE 1000-1500-2000LM 80CRI 2700K	080083855667	1.8	6	240					• •	MX
HM412830	4" MODULE 1000-1500-2000LM 80CRI 3000K	080083855681	1.8	6	240	•				• •	MX
HM412840	4" MODULE 1000-1500-2000LM 80CRI 4000K	080083855728	1.8	6	240					• •	MX
HM412927	4" MODULE 1000-1500-2000LM 90CRI 2700K	080083856121	1.8	6	240					• •	MX
HM412930	4" MODULE 1000-1500-2000LM 90CRI 3000K	080083855964	1.8	6	240					• •	MX
HM412935	4" MODULE 1000-1500-2000LM 90CRI 3500K	080083855865	1.8	6	240					• •	MX
HM412940	4" MODULE 1000-1500-2000LM 90CRI 4000K	080083856008	1.8	6	240					• •	MX
HM434827	4" MODULE 3000-4000LM 80CRI 2700K	080083855926	1.8	6	240					• •	MX
HM434830	4" MODULE 3000-4000LM 80CRI 3000K	080083855902	1.8	6	240					• •	MX
HM434840	4" MODULE 3000-4000LM 80CRI 4000K	080083856107	1.8	6	240					• •	MX
HM434927	4" MODULE 3000-4000LM 90CRI 2700K	080083856060	1.8	6	240					• •	MX
HM434930	4" MODULE 3000-4000LM 90CRI 3000K	080083855803	1.8	6	240					• •	MX
HM434935	4" MODULE 3000-4000LM 90CRI 3500K	080083856169	1.8	6	240					• •	MX
HM434940	4" MODULE 3000-4000LM 90CRI 4000K	080083855988	1.8	6	240					• •	MX
41MDCWF	4" CONICAL REFLECTOR, MEDIUM DISTRIBUTION, SPECULAR CLEAR WITH WHITE FLANGE	080083850228	0.826	6	108					• •	CN
HM434835	4" MODULE 3000-4000LM 80CRI 3500K	080083856206	1.8	6	240					• •	MX

4" Square Housings




4" PRS4 Series Housings

PRS410D010	4" SQ, 1000LM, UNV, 0-10V	080083845255	4.95	6	36					• •	MX
PRS415D010	4" SQ, 1500LM, UNV, 0-10V	080083873401	4.95	6	36					• •	MX
PRS430D010	4" SQ, 3000LM, UNV, 0-10V	080083873357	4.95	6	36					• •	MX
PRS4FS12D010	4" SQ, 1000-1500-2000LM, UNV, 0-10V	080083845279	4.95	6	36					• •	 MX
PRS4FS34D010	4" SQ, 3000-4000LM, UNV, 0-10V	080083873456	4.95	6	36					• •	 MX

4" Square LED Modules




4" PRS4 Series Modules



SM4128FS	4" SQ MODULE, 1000-1500-2000LM, 80CRI	080083873050	1.788	6	128					• •	 MX
SM4348FS	4" SQ MODULE, 3000-4000LM, 80CRI	080083873005	1.15	6	360					• •	 MX

CATALOG NUMBER	DESCRIPTION	UPC CODE	WEIGHT	CASE QTY	PALLET QTY	IL NJ TX CA GA					COO
						IL	NJ	TX	CA	GA	
4" Square Reflectors											
4" PRS4 Series Reflectors											
41SMDC	4" SQUARE REFLECTOR, MEDIUM DISTRIBUTION, SPECULAR CLEAR	080083872800	0.74	6	30				•	•	 MX
41SMDCWF	4" SQUARE REFLECTOR, MEDIUM DISTRIBUTION, SPECULAR CLEAR WITH WHITE FLANGE	080083869503	0.74	6	30				•		MX
41SMDH	4" LENS MED DL REF, SF, SEMI SPEC	080083872459	0.74	6	30				•	•	MX
41SMDHWF	4" SQUARE REFLECTOR, MEDIUM DISTRIBUTION, SEMI-SPECULAR CLEAR WITH WHITE FLANGE	080083869459	0.74	6	30				•	•	MX
41SMDMB	4" LENS MED DL REF, SF, MATTE BLACK	080083871759	0.74	6	30				•		MX
41SMDMBWF	4" LENS MED DL REF, SF, MATTE BLACK, WF	080083869404	0.74	6	30				•		MX
41SMDMW	4" SQUARE REFLECTOR, MEDIUM DISTRIBUTION, MATTE WHITE	080083872107	0.74	6	30				•		MX
41SNDC	4" SQUARE REFLECTOR, NARROW DISTRIBUTION, SPECULAR CLEAR	080083872855	0.74	6	30				•	•	 MX
41SNDCWF	4" SQUARE REFLECTOR, NARROW DISTRIBUTION, SPECULAR CLEAR WITH WHITE FLANGE	080083869657	0.74	6	30				•		MX
41SNDH	4" LENS NAR DL REF, SF, SEMI SPEC	080083872503	0.74	6	30				•	•	MX
41SNDHWF	4" SQUARE REFLECTOR, NARROW DISTRIBUTION, SEMI-SPECULAR CLEAR WITH WHITE FLANGE	080083869602	0.74	6	30				•	•	MX
41SNDMB	4" LENS NAR DL REF, SF, MATTE BLACK	080083871803	0.74	6	30				•		MX
41SNDMBWF	4" LENS NAR DL REF, SF, MATTE BLACK, WF	080083869558	0.74	6	30				•		MX
41SNDMW	4" SQUARE REFLECTOR, NARROW DISTRIBUTION, MATTE WHITE	080083872152	0.74	6	30				•		MX
41SWDC	4" SQUARE REFLECTOR, WIDE DISTRIBUTION, SPECULAR CLEAR	080083872756	0.74	6	30				•	•	 MX
41SWDCWF	4" SQUARE REFLECTOR, WIDE DISTRIBUTION, SPECULAR CLEAR WITH WHITE FLANGE	080083869350	0.74	6	30				•		MX
41SWDH	4" SQUARE REFLECTOR, WIDE DISTRIBUTION, SEMI-SPECULAR CLEAR	080083872404	0.74	6	30				•	•	MX
41SWDHWF	4" SQUARE REFLECTOR, WIDE DISTRIBUTION, SEMI-SPECULAR CLEAR WITH WHITE FLANGE	080083869305	0.74	6	30				•		MX
41SWDMB	4" LENS WIDE DL REF, SF, MATTE BLACK	080083871704	0.74	6	30				•		MX
41SWDMBWF	4" LENS WIDE DL REF, SF, MATTE BLACK, WF	080083869251	0.74	6	30				•		MX
41SWDMW	4" SQUARE REFLECTOR, WIDE DISTRIBUTION, MATTE WHITE	080083872053	0.74	6	30				•		MX
41SWWC	4" LENS WALL WASH REF, SF, SPEC CLEAR	080083872701	0.74	6	30				•		MX
41SWWCWF	4" LENS W-WASH REF, SF, SPEC CLEAR, WF	080083869206	0.74	6	30				•		MX
41SWWH	4" LENS WALL WASH REF, SF, SEMI SPEC	080083872350	0.74	6	30				•		MX
41SWWHWF	4" LENS W-WASH REF, SF, SEMI SPEC, WF	080083869152	0.74	6	30				•		MX
41SWWMB	4" LENS WALL WASH REF, SF, MATTE BLACK	080083871650	0.74	6	30				•		MX
41SWWMBWF	4" LENS W-WASH REF, SF, MATTE BLACK, WF	080083869107	0.74	6	30				•		MX
41SWWMW	4" LENS WALL WASH REF, SF, MATTE WHITE	080083872008	0.74	6	30				•		MX








4" Square Shallow Reflectors


4" PRS4 Series Reflectors

44SMDC	4" SHAL LENS MED DL REF, SF, SPEC CLEAR	080083872602	0.7	6	50				•		 MX
44SMDCWF	4" SHAL LENS MED DL REF, SF, SPEC CLR,WF	080083868902	0.74	6	30				•		MX
44SMDH	4" SHAL LENS MED DL REF, SF, SEMI SPEC	080083872251	0.7	6	50				•		MX
44SMDHWF	4" SHAL LENS MED DL REF, SF, SEMISPEC,WF	080083868858	0.74	6	30				•		MX
44SMDMB	4" SHAL LENS MED DL REF, SF, MATTE BLACK	080083871551	0.7	6	50				•		MX
44SMDMBWF	4" SHAL LENS MED DL REF, SF, MAT BLK, WF	080083868803	0.74	6	30				•		MX
44SMDMW	4" SHAL LENS MED DL REF, SF, MATTE WHITE	080083871902	0.7	6	50				•		MX
44SNDC	4" SHAL LENS NAR DL REF, SF, SPEC CLEAR	080083872657	0.7	6	50				•		 MX
44SNDCWF	4" SHAL LENS NAR DL REF, SF, SPEC CLR, WF	080083869053	0.7	6	50				•		MX
44SNDH	4" SHAL LENS NAR DL REF, SF, SEMI SPEC	080083872305	0.7	6	50				•		MX
44SNDHWF	4" SHAL LENS NAR DL REF, SF, SEMISPEC,WF	080083869008	0.74	6	30				•		MX
44SNDMB	4" SHAL LENS NAR DL REF, SF, MATTE BLACK	080083871605	0.7	6	50				•		MX
44SNDMBWF	4" SHAL LENS NAR DL REF, SF, MAT BLK, WF	080083868957	0.74	6	30				•		MX
44SNDMW	4" SHAL LENS NAR DL REF, SF, MATTE WHITE	080083871957	0.7	6	50				•		MX
44SWDC	4" SHAL LENS WIDE DL REF, SF, SPEC CLEAR	080083872558	0.7	6	50				•		 MX
44SWDCWF	4" SHAL LENS WIDE DL REF, SF SPEC CLR,WF	080083868759	0.74	6	30				•		MX
44SWDH	4" SHAL LENS WIDE DL REF, SF, SEMI SPEC	080083872206	0.7	6	50				•		MX
44SWDHWF	4" SHAL LENS WIDE DL REF, SF SEMISPEC,WF	080083868704	0.74	6	30				•		MX
44SWDMB	4" SHAL LENS WIDE DL REF, SF, MATT BLACK	080083871506	0.7	6	50				•		MX
44SWDMBWF	4" SHAL LENS WIDE DL REF, SF MAT BLK, WF	080083868650	0.74	6	30				•		MX
44SWDMW	4" SHAL LENS WIDE DL REF, SF, MATT WHITE	080083871858	0.7	6	50				•		MX

 Indicates EISA Compliant Pulse Start Products  Indicates MarketPro Product Country of Origin - as Indicated

Please reference the Cooper Lighting Stock Guide Terms and Conditions page. Pictures are a representation of product categories and may not illustrate the exact skus listed. Product information is subject to change without notice. Consult factory representative for additional information and inventory details. Visit www.cooperlighting.com for more product information.

CATALOG NUMBER	DESCRIPTION	UPC CODE	WEIGHT	CASE PALLET					COO		
				QTY	QTY	IL	NJ	TX		CA	GA
4" Square Accessories											
4" PRS4 Series Accessories											
S4DWW	4" LENS WALL WASH INSERT REPLACEMENT	080083852420	0.74	6	30				●	MX	
TIR4SMD	4" TIR LENS, MEDIUM DISTRIBUTION	080083852376	0.74	6	30				●	MX	
TIR4SND	4" TIR LENS, NARROW DISTRIBUTION	080083852369	0.74	6	30				●	MX	
TIR4SWD	4" TIR LENS, WIDE DISTRIBUTION	080083852383	0.74	6	30				●	MX	
6" Housings											
6" CFL Commercial Horizontal Lamp Housing											
	PD6H142E	HOUSING, 6" (1) 26W DTT, 26/32/42W TTT HORZ, 120-277V UNV	080083611744	4.216	6	72				●	MX
	PD6H213E	HOUSING, 6" (2) 13W DTT / TTT HORZ, 120V	080083628810	2.678	6	108				●	MX
	PD6H226E	HOUSING, 6" (2) 26W DTT HORZ, 120-277V UNV	080083611737	3.622	6	72				●	MX
6" CFL Commercial Horizontal Lamp Emergency Housing											
	PD6H142REM	HOUSING, 6" (1) 26W DTT, 26/32/42W TTT HORZ, 120/277V EM	080083620494	9.15	1	24				●	MX
6" CFL Commercial Vertical Lamp Housing											
	PD6V142E	HOUSING, 6" (1) 26W DTT, 26/32/42W TTT VERT, 120-277V UNV	080083611812	3.091	6	72			●	●	MX
	PD6V1423E	HOUSING, 6" (1) 26W DTT, 26/32/42W TTT VERT, 347V	080083630776	3.95	6	108				●	MX
6" CFL Commercial Vertical Lamp Emergency Housing											
	PD6V142REM	HOUSING, 6" (1) 26W DTT, 26/32/42W TTT VERT, 120/277V EM	080083622566	12	1	28				●	US
6" CFL Commercial Vertical Lamp Housing Dimming											
	PD6V1421DMARKX	HOUSING, 6" (1) 26W DTT, 26/32/42W TTT VERT., 120V DIMMING	080083652792	4.15	6	108	●			●	MX
	PD6V1422DMARKX	HOUSING, 6" (1) 26W DTT, 26/32/42W TTT VERT., 277V DIMMING	080083649754	4.716	6	72			●	●	MX
6" LED Housings New Construction											
	PD620ED010	6" LED HSN, 2,000 LM, UNV 120-277V 50/60HZ, 10 PERCENT 0-10V & PHASE CUT DIM	080083723805	4	6	72				●	MX
	PD610ED010	6" LED HSN, 1,000 LM, UNV 120-277V 50/60HZ, 10 PERCENT 0-10V & PHASE CUT DIM	080083723874	4	6	72				●	MX
	PD630D010	6" LED HSN, 1,000 LM, UNV 120-277V 50/60HZ, 10 PERCENT 0-10V DIM	080083723782	4	6	72				●	MX
5/6" LED Housings Retrofit											
	PD56R20ED010	5/6" LED RETROFIT HSN, 2,000 LM, UNV 120-277V 50/60HZ, 10 PERCENT 0-10V & PHASE CUT DIM	080083723959	3.5	6	72				●	MX
5/6" PD6 Series Retrofit Housings											
	PD56R10D010B	5/6" LED RETROFIT HSN, 1,000 LUMENS, UNV 120-277V 50/60HZ, 1% 0 - 10V DIMMING	080083799367	3.95	6	72				●	MX
	PD56R15D010B	5/6" LED RETROFIT HSN, 1500 LUMENS, UNV 120-277V 50/60HZ, 1% 0 - 10V DIMMING	080083799381	3.95	6	72			●	●	MX
	PD56R30D010B	5/6" LED RETROFIT HSN, 3000 LUMENS, UNV 120-277V 50/60HZ, 1 PCT 0 - 10V DIMMING	080083799466	3.95	6	72				●	MX
	PD610D010B	6" LED HSN, 1000 LUMENS, UNV 120-277V 50/60HZ, 1% 0 - 10V DIMMING	080083799480	4	6	72				●	MX
6" PD6 Series Housings											
	PD615D010BIEM	6" LED HSN, 1500 LUMENS, UNV 120-277V 50/60HZ, 1% 0 - 10V DIMMING, IEM	080083799565	9.6	1	24				●	MX
	PD620D010B	6" LED HSN, 2000 LUMENS, UNV 120-277V 50/60HZ, 1% 0 - 10V DIMMING	080083799602	4	6	72				●	MX
6" PD6 Series Retrofit Housings											
	PD6R15D010B	6" LED RETROFIT HSN, 1500 LUMENS, UNV 120-277V 50/60HZ, 1% 0 - 10V DIMMING	080083799787	0.58	6	72				●	MX

Ⓢ Indicates EISA Compliant Pulse Start Products  Indicates MarketPro Product Country of Origin - as Indicated

Please reference the Cooper Lighting Stock Guide Terms and Conditions page. Pictures are a representation of product categories and may not illustrate the exact skus listed. Product information is subject to change without notice. Consult factory representative for additional information and inventory details. Visit www.cooperlighting.com for more product information.

CATALOG NUMBER	DESCRIPTION	UPC CODE	WEIGHT	CASE PALLET					COO		
				QTY	QTY	IL	NJ	TX		CA	GA
6" PR6 Series Housings											
PR6FS12D010	6? APERTURE NEW CONSTRUCTION/REMODELER HOUSING FRAME, FIELD SELECTABLE (1000-2000 LUMENS), 0-10V DIM	080083892174	4.5	6	72	•	•	•	•	•	MX
PR6FS24D010	6? APERTURE NEW CONSTRUCTION/REMODELER HOUSING FRAME, FIELD SELECTABLE (2000-4000 LUMENS), 0-10V DIM	080083892167	4.5	6	72	•	•	•	•	•	MX
6" PR6 Series Retrofit Housings											
PR6RFS12D010	6? APERTURE RETROFIT KIT FRAME ARM WITH INTEGRATED JUNCTION BOX AND DRIVER, FIELD SELECTABLE LUMENS (1000-2000), 0-10 DIM	080083891726	4.5	6	72	•	•	•	•	•	MX
PR6RFS24D010	6? APERTURE RETROFIT KIT FRAME ARM WITH INTEGRATED JUNCTION BOX AND DRIVER, FIELD SELECTABLE LUMENS (2000-4000), 0-10 DIM	080083891719	4.5	6	72	•	•	•	•	•	MX
6" Incandescent Commercial Vertical Lamp Housing											
PD6V120	HOUSING, 6" VERT E26, 120V	080083611805	2.321	6	72	•	•	•	•	•	MX



6" Surface



6" PR6 Series Surface											
PR6SFS12D010MW	6? APERTURE SURFACE MOUNT CYLINDER, FIELD SELECTABLE LUMENS (1000-2000), 0-10V DIM	080083891276	4.5	6	72	•	•	•	•	•	MX
PR6SFS24D010MW	6? APERTURE SURFACE MOUNT CYLINDER, FIELD SELECTABLE LUMENS (2000-4000), 0-10V DIM	080083891269	4.5	6	72	•	•	•	•	•	MX



6" LED Modules

6" PD6 Series Modules											
PDM6B827	REMOTE DRIVER LED MODULE, 1000, 1500, 2000 & 3000 LUMENS, 80CRI, 3000K CCT	080083799961	1.7	6	288	•	•	•	•	•	MX
PDM6B830	LED MODULE FOR REMOTE DRIVER, 1000, 1500, 2000 & 3000 LUMENS, 80CRI, 3000K CCT	080083799985	1.7	6	288	•	•	•	•	•	MX
PDM6B835	LED MODULE FOR REMOTE DRIVER, 1000, 1500, 2000 & 3000 LUMENS, 80CRI, 3500K CCT	080083800001	1.9	6	378	•	•	•	•	•	MX
PDM6B927	LED MODULE FOR REMOTE DRIVER, 1000, 1500, 2000 & 3000 LUMENS, 90CRI, 2700K CCT	080083800049	1.7	6	288	•	•	•	•	•	MX
PDM6B930	LED MODULE FOR REMOTE DRIVER, 1000, 1500, 2000 & 3000 LUMENS, 90CRI, 3000K CCT	080083800063	1.6	6	294	•	•	•	•	•	MX
PDM6B940	LED MODULE FOR REMOTE DRIVER, 1000, 1500, 2000 & 3000 LUMENS, 90CRI, 4000K CCT	080083800100	1.7	6	252	•	•	•	•	•	MX
6" PR6 Series Modules											
PR6M12MD8FSMW	6? APERTURE LED MODULE AND SELF-FLANGED REFLECTOR, FIELD SELECTABLE LUMENS (1000-2000) AND CCT (3000K-4000K), 80 CRI, MATTE WHITE	080083891122	1.55	6	72	•	•	•	•	•	MX
PR6M24MD8FSMW	6? APERTURE LED MODULE AND SELF-FLANGED REFLECTOR, FIELD SELECTABLE LUMENS (2000-4000) AND CCT (3000K-4000K), 80 CRI, MATTE WHITE	080083891092	1.55	6	72	•	•	•	•	•	MX




6" Modules

6" LED Modules											
PDM6A830	PD6 LED MODULE FOR REMOTE DRIVER, 3000K, 80CRI	080083724062	1.8	6	288	•	•	•	•	•	MX
PDM6A840	PD6 LED MODULE FOR REMOTE DRIVER, 4000K, 80CRI	080083724048	1.8	6	240	•	•	•	•	•	MX

CATALOG NUMBER	DESCRIPTION	UPC CODE	WEIGHT	CASE PALLET					COO
				QTY	QTY	IL	NJ	TX	
6" Reflectors									
6" PD6 Series Reflectors									
61VBB	6" LED REFLECTOR, VERTICAL, SELF FLANGED, BLACK BAFFLE W/SPEC CLEAR, WHITE FLANGE	080083669295	1.1	6	144			• •	CN
64VDFW	6" VERTICAL, NON CONDUCTIVE DEAD FRONT REFLECTOR	080083758173	1.1	6	144			•	CN
61VC	6" LED REFLECTOR, VERTICAL, SELF FLANGED, SPEC CLEAR	080083669028	0.826	6	108				CN
61VCWF	6" LED REFLECTOR, VERTICAL, SELF FLANGED, SPECULAR CLEAR, WHITE FLANGE	080083669035	0.664	6	144	• • • • •			CN
61VEMC	6" LED REFLECTOR, VERTICAL, EMERGENCY, SELF FLANGED, SPEC CLEAR	080083669547	1.2	1	180				CN
61VEMHWF	6" LED REFLECTOR, VERTICAL, EMERGENCY, SELF FLANGED, SEMI SPEC, WHITE FLANGE	080083669592	0.5	6	108		•		CN
61VH	6" LED REFLECTOR, VERTICAL, SELF FLANGED, SEMI-SPECULAR CLEAR	080083669264	0.85	6	144		•		CN
61VHWF	6" LED REFLECTOR, VERTICAL, SELF FLANGED, SEMI-SPECULAR CLEAR, WHITE FLANGE	080083669271	0.8	6	144	•		•	CN
61VW	6" LED REFLECTOR, VERTICAL, WHITE, SELF FLANGED	080083669288	1.1	6	144	• • • • •			CN
61VWB	6" LED REFLECTOR, VERTICAL, WHITE BAFFLE	080083669301	1.1	6	108			•	CN
61WWC	6" LED REFLECTOR, WALL WASH, SELF FLANGED, SPECULAR CLEAR	080083669509	1.003	6	144			• •	CN
61WWH	6" LED REFLECTOR, WALL WASH, SELF FLANGED, SEMI-SPEC	080083669523	1.1	6	144	•		•	CN
61WWW	6" LED REFLECTOR, WALL WASH, SELF FLANGED, WHITE	080083669530	1.1	6	108			•	CN
64VDFW	6" VERTICAL, NON CONDUCTIVE DEAD FRONT REFLECTOR	080083758173	1.1	6	144			•	CN
6" PD6 Series Shallow Reflectors									
64VCWF	6" LED REFLECTOR, SHALLOW, SELF FLANGED, SPECULAR CLEAR, WHITE FLANGE	080083669325	1.1	6	144			•	CN
64VH	6" LED REFLECTOR, SHALLOW, SELF FLANGED, SEMI-SPECULAR	080083669356	1.1	6	144				CN
64VW	6" LED REFLECTOR, SHALLOW, SELF FLANGED, WHITE	080083669479	1.1	6	144			•	CN
6" Commercial Vertical Lamp Reflector									
60VC	REFLECTOR, 6" VERT, OPEN REFLECTOR, SPECULAR CLEAR	080083605286	0.57	6	150	•		•	CN
60V1GC	REFLECTOR, 6" VERT, LENS, PRISMATIC GLASS SPECULAR CLEAR	080083652969	1.41	1	150				US
60VCWF	REFLECTOR, 6" VERT, OPEN REFLECTOR, SPECULAR CLEAR, WHITE FLANGE	080083652730	0.889	6	72				CN
60VHWF	REFLECTOR, 6" VERT, OPEN REFLECTOR, SEMI SPECULAR CLEAR, WHITE FLANGE	080083652723	0.612	1	150			•	US
6" Commercial Vertical Lamp Wall Wash Reflector									
60VWWC	REFLECTOR, 6" VERT, OPEN WALL WASH SPECULAR CLEAR	080083605293	0.913	1	150			•	CN;US
6" CFL Commercial Horizontal Lamp Reflector									
62HC	REFLECTOR, 6" HORZ, OPEN REFLECTOR, SPECULAR CLEAR	080083605262	0.865	6	144	•	•	• •	CN
62H1GC	REFLECTOR, 6" HORZ, LENS, PRISMATIC GLASS SPECULAR CLEAR	080083652952	1.381	1	240			•	US
62HH	REFLECTOR, 6" HORZ, OPEN REFLECTOR, SEMI SPECULAR CLEAR	080083652921	0.744	6	108	•		•	CN
62HCWF	REFLECTOR, 6" HORZ, OPEN REFLECTOR, SPECULAR CLEAR, WHITE FLANGE	080083652679	0.95	6	144			•	US
62HHWF	REFLECTOR, 6" HORZ, OPEN REFLECTOR, SEMI SPECULAR CLEAR, WHITE FLANGE	080083652662	0.603	1	240	•			US
6" Square Housings									
6" PRS6 Series Housings									
PRS610D010	6" SQ, 1000LM, UNV, 0-10V	080083873203	3.95	6	72			• •	MX
PRS615D010	6" SQ, 1500LM, UNV, 0-10V	080083873159	3.95	6	72			• •	MX
PRS630D010	6" SQ, 3000LM, UNV, 0-10V	080083873104	3.95	6	72			• •	MX
PRS6FS12D010	6" SQ, 1000-1500-2000LM, UNV, 0-10V	080083873302	3.95	6	72			• •	 MX
PRS6FS24D010	6" SQ, 2000-3000-4000LM, UNV, 0-10V	080083873258	3.95	6	72			• •	 MX



 Indicates EISA Compliant Pulse Start Products  Indicates MarketPro Product Country of Origin - as Indicated

Please reference the Cooper Lighting Stock Guide Terms and Conditions page. Pictures are a representation of product categories and may not illustrate the exact skus listed. Product information is subject to change without notice. Consult factory representative for additional information and inventory details. Visit www.cooperlighting.com for more product information.

CATALOG NUMBER	DESCRIPTION	UPC CODE	WEIGHT	QTY	CASE PALLET					COO	
					QTY	IL	NJ	TX	CA		GA
6" Square Reflectors											
<i>6" PRS6 Series Reflectors</i>											
61SMDC	6" LENS MED DL REF, SF, SPEC CLEAR	080083871407	1.306	6	18				•	•	 MX
61SMDCWF	6" LENS MED DL REF, SF, SPEC CLEAR, WF	080083868452	0.7	6	50				•	•	MX
61SMDH	6" LENS MED DL REF, SF, SEMI SPEC	080083871056	1.306	6	18				•	•	MX
61SMDHWF	6" LENS MED DL REF, SF, SEMI SPEC, WF	080083868407	0.7	6	50				•	•	MX
61SMDMB	6" LENS MED DL REF, SF, MATTE BLACK	080083870356	1.306	6	18				•	•	MX
61SMDMBWF	6" LENS MED DL REF, SF, MATTE BLACK, WF	080083868353	0.7	6	50				•	•	MX
61SMDMW	6" LENS MED DL REF, SF, MATTE WHITE	080083870707	1.306	6	18				•	•	MX
61SND C	6" LENS NAR DL REF, SF, SPEC CLEAR	080083871452	1.306	6	18				•	•	 MX
61SND CWF	6" LENS NAR DL REF, SF, SPEC CLEAR, WF	080083868605	0.74	6	30				•	•	MX
61SNDH	6" LENS NAR DL REF, SF, SEMI SPEC	080083871100	1.306	6	18				•	•	MX
61SNDHWF	6" LENS NAR DL REF, SF, SEMI SPEC, WF	080083868551	0.74	6	30				•	•	MX
61SNDMB	6" LENS NAR DL REF, SF, MATTE BLACK	080083870400	1.306	6	18				•	•	MX
61SNDMBWF	6" LENS NAR DL REF, SF, MATTE BLACK, WF	080083868506	0.7	6	50				•	•	MX
61SNDMW	6" LENS NAR DL REF, SF, MATTE WHITE	080083870752	1.306	6	18				•	•	MX
61SWDC	6" LENS WIDE DL REF, SF, SPEC CLEAR	080083871353	1.306	6	18				•	•	 MX
61SWDCWF	6" LENS WIDE DL REF, SF, SPEC CLEAR, WF	080083868308	0.7	6	50				•	•	MX
61SWDH	6" LENS WIDE DL REF, SF, SEMI SPEC	080083871001	1.306	6	18				•	•	MX
61SWDHWF	6" LENS WIDE DL REF, SF, SEMI SPEC, WF	080083868254	0.7	6	50				•	•	MX
61SWDMB	6" LENS WIDE DL REF, SF, MATTE BLACK	080083870301	1.306	6	18				•	•	MX
61SWDMBWF	6" LENS WIDE DL REF, SF, MATTE BLACK, WF	080083868209	0.7	6	50				•	•	MX
61SWDMW	6" LENS WIDE DL REF, SF, MATTE WHITE	080083870653	1.306	6	18				•	•	MX
61SWWC	6" LENS WALL WASH REF, SF, SPEC CLEAR	080083871308	1.306	6	18				•	•	MX
61SWWCWF	6" LENS W-WASH REF, SF, SPEC CLEAR, WF	080083868155	0.7	6	50				•	•	MX
61SWWH	6" LENS WALL WASH REF, SF, SEMI SPEC	080083870950	1.306	6	18				•	•	MX
61SWWHWF	6" LENS W-WASH REF, SF, SEMI SPEC, WF	080083868100	0.7	6	50				•	•	MX
61SWWMB	6" LENS WALL WASH REF, SF, MATTE BLACK	080083870257	1.306	6	18				•	•	MX
61SWWMBWF	6" LENS W-WASH REF, SF, MATTE BLACK, WF	080083868056	1.306	6	18				•	•	MX
61SWWMW	6" LENS WALL WASH REF, SF, MATTE WHITE	080083870608	1.306	6	18				•	•	MX

6" Square LED Modules

6" PRS6 Series Modules

SM6128FS	6" SQ MODULE, 1000-1500-2000LM, 80CRI	080083872954	2.02	6	63				•	•	 MX
SM6248FS	6" SQ MODULE, 2000-3000-4000LM, 80CRI	080083872909	1.15	6	360				•	•	 MX

6" Square Accessories

6" PRS6 Series Accessories

S6DWW	6" LENS WALL WASH INSERT REPLACEMENT	080083852437	0.74	6	30				•		MX
TIR6SMD	6" TIR LENS, MEDIUM DISTRIBUTION	080083852406	0.74	6	30				•		MX
TIR6SND	6" TIR LENS, NARROW DISTRIBUTION	080083852390	0.74	6	30				•		MX
TIR6SWD	6" TIR LENS, WIDE DISTRIBUTION	080083852413	0.74	6	30				•		MX

CATALOG NUMBER	DESCRIPTION	UPC CODE	WEIGHT	CASE PALLET		COO					
				QTY	QTY	IL	NJ	TX	CA	GA	COO
8" Housings											
8" PR8 Series Housings											
PR810D010	8" APERTURE LED DOWNLIGHT FRAME, 1000 LUMEN	080083771721	4.5	6	72				•	•	MX
PR815D010	58" APERTURE LED DOWNLIGHT FRAME, 1500 LUMEN	080083771745	4.5	6	108				•	•	MX
PR820D010	8" APERTURE LED DOWNLIGHT FRAME, 2000 LUMEN	080083771769	4.5	6	72				•	•	MX
PR830D010	8" APERTURE LED DOWNLIGHT FRAME, 3000 LUMEN	080083771790	4.5	6	72				•	•	MX
PR840D010	8" APERTURE LED DOWNLIGHT FRAME, 4000 LUMEN	080083771813	4.5	4	72				•	•	MX
8" PR8 Series Retrofit Housings											
PR8R10D010	8" APERTURE RETROFIT LED DOWNLIGHT FRAME, 1000 LUMEN	080083772131	4.5	4	192		•		•	•	MX
PR8R15D010	8" APERTURE RETROFIT LED DOWNLIGHT FRAME, 1500 LUMEN	080083772155	4.5	6	288				•		MX
PR8R20D010	8" APERTURE RETROFIT LED DOWNLIGHT FRAME, 2000 LUMEN	080083772179	2.2	6	360				•	•	MX
PR8R30D010	8" APERTURE RETROFIT LED DOWNLIGHT FRAME, 3000 LUMEN	080083772193	4.5	6	480				•	•	MX
PR8R40D010	8" APERTURE RETROFIT LED DOWNLIGHT FRAME, 4000 LUMEN	080083772216	4.5	6	192				•	•	MX
8" PR8 Series Surface Mount Cylinders											
PR8S10D010MW	8" APERTURE SURFACE MOUNT LED DOWNLIGHT FRAME, 1000 LUMEN	080083772537	2.95	6	108				•	•	MX
PR8S15D010MW	8" APERTURE SURFACE MOUNT LED DOWNLIGHT FRAME, 1500 LUMEN	080083772551	2.95	6	96				•	•	MX
PR8S20D010MW	8" APERTURE SURFACE MOUNT LED DOWNLIGHT FRAME, 2000 LUMEN	080083772575	2.95	6	108			•	•	•	MX
PR8S30D010MW	8" APERTURE SURFACE MOUNT LED DOWNLIGHT FRAME, 3000 LUMEN	080083772599	2.95	6	108				•	•	MX
PR8S40D010MW	8" APERTURE SURFACE MOUNT LED DOWNLIGHT FRAME, 4000 LUMEN	080083772612	2.95	6	108				•	•	MX
8" CFL Commercial Horizontal Lamp Housing											
PD8H142E	8 IN. HOUSING, (1) 26W DTT, 26/32/42W TTT HORZ, 120-277V UNV	080083620746	1.649	6	72					•	MX
PD8H242E	HOUSING, 8" (2) 26W DTT, 26/32/42W TTT HORZ, 120-277V UNV	080083611775	3.988	6	72					•	MX
PD8H2423E	8" (2) 26W DTT HOUSING, 26/32/42W TTT HORIZONTAL, 347V	080083852758	4.75	1	72					•	US
8" CFL Commercial Vertical Lamp Housing											
PD8V142E	HOUSING, 8" (1) 26W DTT, 26/32/42W TTT VERT, 120-277V UNV	080083611768	3.379	1	72					•	MX
8" Incandescent Commercial Vertical Lamp Housing											
PD8V120	HOUSING, 8" VERT, E26, 120V	080083611751	4.75	1	72					•	MX



8" Modules

8" LED Modules

PR8M12MDMW	8" LED MODULE FOR PR8 SERIES, PROVIDES 1000, 1500 OR 2000 LUMENS (NOMINAL) DEPENDING ON CONNECTED FRAME TYPE, MED DIST LENS	080083772926	1.56	6	144						MX
------------	-----------------------------------------------------------------------------------------------------------------------------	--------------	------	---	-----	--	--	--	--	--	----

8" LED Modules

8" PR8 Series Modules

PR8M12WDMW	8" LED MODULE FOR PR8 SERIES, PROVIDES 1000, 1500 OR 2000 LUMENS (NOMINAL) DEPENDING ON CONNECTED FRAME TYPE, WIDE DIST LENS	080083772964	1.56	6	180				•	•	MX
PR8M34MDMW	8" LED MODULE FOR PR8 SERIES, PROVIDES 3000 OR 4000 LUMENS (NOMINAL) DEPENDING ON CONNECTED FRAME TYPE, MED DISTRIBUTION LENS	080083772940	1.56	6	240				•	•	MX
PR8M34WDMW	8" LED MODULE FOR PR8 SERIES, PROVIDES 3000 OR 4000 LUMENS (NOMINAL) DEPENDING ON CONNECTED FRAME TYPE, WIDE DISTRIBUTION LENS	080083772988	1.15	6	360				•	•	MX

CATALOG NUMBER

DESCRIPTION

UPC CODE WEIGHT QTY CASE PALLET QTY IL NJ TX CA GA COO

Metalux

Recessed Static Accord Series



2'x2' 2AC-214T5-UNV-L5835-EBT1-U	LAMP, 2'X2' ACCORD FROSTED ACRYLIC LENS, ELECTRONIC BALLAST, 14T5 W/NORMAL LIGHT OUTPUT & 3500K LAMPS	623961580406	36	1	48		MX
--------------------------------------------	-------------------------------------------------------------------------------------------------------	--------------	----	---	----	--	----



2'x4' 2AC-254T5-UNV-EBT1-U	2 LAMP, 2'X4' ACCORD FROSTED ACRYLIC LENS, ELECTRONIC BALLAST, 54T5 W/NORMAL LIGHT OUTPUT	080083610655	36	1	12		MX
--------------------------------------	-------------------------------------------------------------------------------------------	--------------	----	---	----	--	----

Arcline Series



2'x2' 22ALNG-LD4-35-UNV-L835-CD1-U	LED, 2'X2' ARCLINE, FROSTED ACRYLIC LENS, 3500 LUMENS, 85 CRI, 3500K, UNV 0-10V DIMMING DRIVER	080083717828	12.5	1	56		MX
----------------------------------------------	------------------------------------------------------------------------------------------------	--------------	------	---	----	--	----

FR LED Series



2'x2' 22FR-LD4-32-UNV-L835-CD1-U	PREMIUM LED LUMINAIRE, 2 X 2, 3200 LUMEN, 3500K, 0 TO 10V DIMMING	080083751747	16.1	1	56		MX
22FR-LD4-32-UNV-L840-CD1-U	PREMIUM LED LUMINAIRE, 2 X 2, 4000 LUMEN, 3500K, 0 TO 10V DIMMING	080083751754	16.1	1	52		MX












2'x4' 24FR-LD4-65-UNV-L835-CD1-U	PREMIUM LED LUMINAIRE, 2 X 4, 6500 LUMEN, 3500K, 0 TO 10V DIMMING	080083751730	27.1	1	26		MX
24FR-LD4-65-UNV-L840-CD1-U	PREMIUM LED LUMINAIRE, 2 X 4, 6500 LUMEN, 4000K, 0 TO 10V DIMMING	080083751761	27.1	1	26		MX





GC8 Series





2'x4' 2GC8-232A125-UNV-EB81-U	2 LAMP, 2'X4' SPECIFICATION GRADE LENSED TROFFER W/ 125 LENS, CEE LISTED ELECTRONIC BALLAST, T8	622696152865	27.1	1	28		MX
2GC8-432A-UNV-EB81-U	4 LAMP, 2'X4' SPECIFICATION GRADE LENSED TROFFER, CEE LISTED ELECTRONIC BALLAST, T8	622697823832	27.1	1	28		US






CATALOG NUMBER	DESCRIPTION	UPC CODE	WEIGHT	CASE PALLET					COO			
				QTY	IL	NJ	TX	CA		GA		
GR8 Series												
	2'x2' 2GR8-2U6T8A-UNV-EB81-U	2 LAMP, 2'X2' STATIC LENSED TROFFER, CEE LISTED ELECTRONIC BALLAST, T8 U6	623961643842	13	1	56	●	●	●	●	●	MX
		2'x4' GR8-232A-UNV-EB81-U	2 LAMP, 1'X4' STATIC LENSED TROFFER, CEE LISTED ELECTRONIC BALLAST, T8	662401551330	13.8	1	40	●				
2GR8-232A125-UNV-EB81-U		2 LAMP, 2'X4' COMMERCIAL GRADE LENSED TROFFER W/.125 LENS, CEE LISTED ELECTRONIC BALLAST, T8	623961689376	27.1	1	24						MX
2GR8-232A-UNV-EB81-U		2 LAMP, 2'X4' STATIC LENSED TROFFER, CEE LISTED ELECTRONIC BALLAST, T8	623961759802	27.1	1	28	●		●			MX
2GR8-332A125-UNV-EB81-U		3 LAMP, 2'X4' COMMERCIAL GRADE LENSED TROFFER W/.125 LENS, CEE LISTED ELECTRONIC BALLAST, T8	623961689697	27.1	1	28					●	MX
2GR8-332A-UNV-EB81-U		3 LAMP, 2'X4' STATIC LENSED TROFFER, CEE LISTED ELECTRONIC BALLAST, T8	662401286805	27.1	1	28	●	●	●			MX
2GR8-332A-UNV-EB82-U		3 LAMP, 2'X4' STATIC LENSED TROFFER, CEE LISTED ELECTRONIC BALLAST (2), T8	662401341405	27.1	1	28	●				●	MX
2GR8-432A-UNV-EB81-U		4 LAMP, 2'X4' STATIC LENSED TROFFER, CEE LISTED ELECTRONIC BALLAST, T8	662401286812	27.1	1	28	●	●	●			MX
2GR8-432A-UNV-EB82-U		4 LAMP, 2'X4' STATIC LENSED TROFFER, CEE LISTED ELECTRONIC BALLAST (2), T8	662400102229	27.1	1	28						MX
GR LED Series												
	2'x2' 22GR-LD5-24-F1-UNV-L840-CD1-U	GR SERIES LED RECESSED TROFFER, 2 X 2, 2400 LUMEN, 4000K, 0 TO 10V DIM DRIVER	080083798599	11.71	1	28	●			●		MX
	22GR-LD5-32-F1-UNV-L840-CD1-U	GR SERIES LED RECESSED TROFFER, 2 X 2, 3200 LUMEN, 4000K, 0 TO 10V DIM DRIVER	080083817177	11.71	1	48	●	●	●	●	●	MX
	22GR-LD5-43-F1-UNV-L835-CD1-U	GR SERIES LED RECESSED TROFFER, 2 X 2, 4300 LUMEN, 3500K, 0 TO 10V DIM DRIVER	080083798629	11.71	1	48	●			●		MX
	22GR-LD5-43-F1-UNV-L840-CD1-U	GR SERIES LED RECESSED TROFFER, 2 X 2, 4300 LUMEN, 4000K, 0 TO 10V DIM DRIVER	080083798636	11.71	1	52	●			●		MX
	22GR-LD5-43-F1-UNV-L850-CD1-U	GR SERIES LED RECESSED TROFFER, 2 X 2, 4300 LUMEN, 5000K, 0 TO 10V DIM DRIVER	080083804870	11.71	1	48	●					MX
	2'x4' 24GR-LD5-38-A-UNV-L840-CD1-U	GR SERIES 2X4 LED TROFFER, 4000K, 3800 LUMEN, 0 TO 10V DIM DRIVER	080083804856	20	1	28				●		MX
	24GR-LD5-38-F1-UNV-L835-CD1-U	GR SERIES LED RECESSED TROFFER, 2 X 4, 3800 LUMEN, 3500K, 0 TO 10V DIM DRIVER	080083798650	20	1	26	●	●		●		MX
	24GR-LD5-38-F1-UNV-L840-CD1-U	GR SERIES LED RECESSED TROFFER, 2 X 4, 3800 LUMEN, 4000K, 0 TO 10V DIM DRIVER	080083798643	20	1	28	●			●		MX
	24GR-LD5-48-F1-UNV-L835-CD1-U	GR SERIES LED RECESSED TROFFER, 2 X 4, 4800 LUMEN, 3500K, 0 TO 10V DIM DRIVER	080083817160	20	1	28		●		●		MX
	24GR-LD5-48-F1-UNV-L840-CD1-U	GR SERIES LED RECESSED TROFFER, 2 X 4, 4800 LUMEN, 4000K, 0 TO 10V DIM DRIVER	080083817153	20	1	28	●	●	●	●	●	MX
	24GR-LD5-48-F1-UNV-L850-CD1-U	GR SERIES LED RECESSED TROFFER, 2 X 4, 4800 LUMEN, 5000K, 0 TO 10V DIM DRIVER	080083804801	20	1	28	●					MX
	24GR-LD5-64-F1-UNV-L840-CD1-U	GR SERIES LED RECESSED TROFFER, 2 X 4, 6400 LUMEN, 4000K, 0 TO 10V DIM DRIVER	080083817146	20	1	28				●	●	MX
	24GR-LD5-85-F1-UNV-L835-CD1-U	GR SERIES LED RECESSED TROFFER, 2 X 4, 8500 LUMEN, 3500K, 0 TO 10V DIM DRIVER	080083848973	20	1	28	●			●		MX


CATALOG NUMBER	DESCRIPTION	UPC CODE	WEIGHT	CASE PALLET					COO			
				QTY	QTY	IL	NJ	TX		CA	GA	
Encounter Series												
	2'x2'											
	22EN-LD2-25-UNV-L835-CD1-U	LED, 2'X2' ENCOUNTER, WAVESTREAM, 2500 LUMENS, 85 CRI, 3500K, UNV 0-10V DIMMING DRIVER. AVAILABLE Q1 2016	080083752409	14.85	1	36	•	•	•	•	•	 MX
	22EN-LD2-25-UNV-L840-CD1-U	LED, 2'X2' ENCOUNTER, WAVESTREAM, 2500 LUMENS, 85 CRI, 4000K, UNV 0-10V DIMMING DRIVER. AVAILABLE Q1 2016	080083752393	14.85	1	36	•	•	•	•	•	 MX
	22EN-LD2-34-UNV-L835-CD1-U	LED, 2'X2' ENCOUNTER, WAVESTREAM, 3400 LUMENS, 85 CRI, 3500K, UNV 0-10V DIMMING DRIVER	080083752324	14.85	1	36	•	•	•	•	•	 MX
	22EN-LD2-34-UNV-L840-CD1-U	LED, 2'X2' ENCOUNTER, WAVESTREAM, 3400 LUMENS, 85 CRI, 4000K, UNV 0-10V DIMMING DRIVER	080083752317	14.85	1	36	•	•	•	•	•	 MX
	22EN-LD2-25HP-UNV-L835-CD1-U	LED, 2'X2' ENCOUNTER HP, WAVESTREAM, 2500 LUMENS, 85 CRI, 3500K, UNV 0-10V DIMMING DRIVER, HIGH PERFORMANCE	080083802425	14.85	1	36	•	•	•	•	•	MX
	22EN-LD2-25HP-UNV-L840-CD1-U	LED, 2'X2' ENCOUNTER HP, WAVESTREAM, 2500 LUMENS, 85 CRI, 4000K, UNV 0-10V DIMMING DRIVER, HIGH PERFORMANCE	080083802418	14.85	1	36	•	•	•	•	•	MX
	22EN-LD2-34HP-UNV-L835-CD1-U	LED, 2'X2' ENCOUNTER HP, WAVESTREAM, 3400 LUMENS, 85 CRI, 3500K, UNV 0-10V DIMMING DRIVER, HIGH PERFORMANCE	080083802449	14.85	1	36	•	•	•	•	•	MX







	2'x4'											
	24EN-LD2-45-UNV-L835-CD1-U	LED, 2'X4' ENCOUNTER, WAVESTREAM, 4500 LUMENS, 85 CRI, 3500K, UNV 0-10V DIMMING DRIVER	080083752225	26.35	1	18	•	•	•	•	•	 MX
	24EN-LD2-45-UNV-L840-CD1-U	LED, 2'X4' ENCOUNTER, WAVESTREAM, 4500 LUMENS, 85 CRI, 4000K, UNV 0-10V DIMMING DRIVER	080083752218	26.35	1	18	•	•	•	•	•	 MX
	24EN-LD2-54-UNV-L835-CD1-U	LED, 2'X4' ENCOUNTER, WAVESTREAM, 5400 LUMENS, 85 CRI, 3500K, UNV 0-10V DIMMING DRIVER	080083753444	26.35	1	24	•	•	•	•	•	 MX
	24EN-LD2-54-UNV-L840-CD1-U	LED, 2'X4' ENCOUNTER, WAVESTREAM, 5400 LUMENS, 85 CRI, 4000K, UNV 0-10V DIMMING DRIVER	080083753437	26.35	1	18	•	•	•	•	•	 MX
	24EN-LD2-67-UNV-L835-CD1-U	LED, 2'X4' ENCOUNTER, WAVESTREAM, 6700 LUMENS, 85 CRI, 3500K, UNV 0-10V DIMMING DRIVER. AVAILABLE Q1 2016	080083752157	26.35	1	18	•	•	•	•	•	MX
	24EN-LD2-67-UNV-L840-CD1-U	LED, 2'X4' ENCOUNTER, WAVESTREAM, 6700 LUMENS, 85 CRI, 4000K, UNV 0-10V DIMMING DRIVER. AVAILABLE Q1 2016	080083753420	26.35	1	18	•	•	•	•	•	MX
	24EN-LD2-45HP-UNV-L835-CD1-U	LED, 2'X4' ENCOUNTER HP, WAVESTREAM, 4500 LUMENS, 85 CRI, 3500K, UNV 0-10V DIMMING DRIVER, HIGH PERFORMANCE	080083802401	26.35	1	18	•	•	•	•	•	MX
	24EN-LD2-54HP-UNV-L835-CD1-U	LED, 2'X4' ENCOUNTER HP, WAVESTREAM, 5400 LUMENS, 85 CRI, 3500K, UNV 0-10V DIMMING DRIVER, HIGH PERFORMANCE	080083802388	26.35	1	18	•	•	•	•	•	MX
	24EN-LD2-54HP-UNV-L840-CD1-U	LED, 2'X4' ENCOUNTER HP, WAVESTREAM, 5400 LUMENS, 85 CRI, 4000K, UNV 0-10V DIMMING DRIVER, HIGH PERFORMANCE	080083802371	26.35	1	18	•	•	•	•	•	MX
24EN-LD2-67HP-UNV-L840-CD1-U	LED, 2'X4' ENCOUNTER HP, WAVESTREAM, 6700 LUMENS, 85 CRI, 4000K, UNV 0-10V DIMMING DRIVER, HIGH PERFORMANCE	080083802456	26.35	1	18	•	•	•	•	•	MX	

 Indicates EISA Compliant Pulse Start Products  Indicates MarketPro Product Country of Origin - as Indicated














Please reference the Cooper Lighting Stock Guide Terms and Conditions page. Pictures are a representation of product categories and may not illustrate the exact skus listed. Product information is subject to change without notice. Consult factory representative for additional information and inventory details. Visit www.cooperlighting.com for more product information.



CATALOG NUMBER	DESCRIPTION	UPC CODE	WEIGHT	CASE					PALLET QTY	COO		
				QTY	IL	NJ	TX	CA			GA	
SkyRidge Series												
	2'x2'											
	22SR-LD2-20-C-UNV-L835-CD1-U	LED, 2'X2' SKYRIDGE, WAVESTREAM, 2000 LUMENS, 85 CRI, 3500K, UNV 0-10V DIMMING DRIVER, CURVED	080083752638	14.7	1	28	•	•	•	•	•	MX
	22SR-LD2-20-C-UNV-L840-CD1-U	LED, 2'X2' SKYRIDGE, WAVESTREAM, 2000 LUMENS, 85 CRI, 4000K, UNV 0-10V DIMMING DRIVER, CURVED	080083752621	14.7	1	28	•	•	•	•	•	MX
	22SR-LD2-29-C-UNV-L835-CD1-U	LED, 2'X2' SKYRIDGE, WAVESTREAM, 2900 LUMENS, 85 CRI, 3500K, UNV 0-10V DIMMING DRIVER, CURVED	080083752584	14.7	1	28	•	•	•	•	•	MX
22SR-LD2-29-C-UNV-L840-CD1-U	LED, 2'X2' SKYRIDGE, WAVESTREAM, 2900 LUMENS, 85 CRI, 4000K, UNV 0-10V DIMMING DRIVER, CURVED	080083752577	14.7	1	28	•	•	•	•	•	MX	
	2'x4'											
	24SR-LD2-39-C-UNV-L835-CD1-U	LED, 2'X4' SKYRIDGE, WAVESTREAM, 3900 LUMENS, 85 CRI, 3500K, UNV 0-10V DIMMING DRIVER, CURVED	080083753468	24.5	1	16	•	•	•	•	•	MX
	24SR-LD2-39-C-UNV-L840-CD1-U	LED, 2'X4' SKYRIDGE, WAVESTREAM, 3900 LUMENS, 85 CRI, 4000K, UNV 0-10V DIMMING DRIVER, CURVED	080083752522	24.5	1	16	•	•	•	•	•	MX
	24SR-LD2-48-C-UNV-L835-CD1-U	LED, 2'X4' SKYRIDGE, WAVESTREAM, 4800 LUMENS, 85 CRI, 3500K, UNV 0-10V DIMMING DRIVER, CURVED	080083752492	24.5	1	16	•	•	•	•	•	MX
24SR-LD2-48-C-UNV-L840-CD1-U	LED, 2'X4' SKYRIDGE, WAVESTREAM, 4800 LUMENS, 85 CRI, 4000K, UNV 0-10V DIMMING DRIVER, CURVED	080083752485	24.5	1	14	•	•	•	•	•	MX	
SkyRidge Accessories												
	STK-2-PL-10PK	2' SKYTRIM, PEARL, 10 PACK	080083713677	1.5	12	180				•	MX	
	STK-4-PL-10PK	4' SKYTRIM, PEARL, 10 PACK	080083715169	1.81	1	168				•	MX	
Recessed Direct / Indirect												
Cruze Series												
	2'x2' LED											
	22CZ-LD5-24SE-UNV-L840-CD1-U	LED, 2'X2' CRUZE, RIBBED FROSTED ACRYLIC LENS, 2400 LUMENS, SE, 85 CRI, 4000K, UNV 0-10V DIMMING DRIVER	080083795024	16.1	1	56				•	MX	
	22CZ2-24HE-UNV-L840-CD1-U	2' X 2' LED TROFFER, 2400 HIGH EFFICACY LUMENS, 4000K, 120/277V DIM DRIVER	080083881123	12.5	1	48	•	•	•	•	•	MX
	22CZ2-34HE-UNV-L835-CD1-U	2' X 2' LED TROFFER, 3400 HIGH EFFICACY LUMENS, 3500K, 120/277V DIM DRIVER	080083881222	12.5	1	28	•	•	•	•	•	MX
	22CZ2-34HE-UNV-L840-CD1-U	2' X 2' LED TROFFER, 3400 HIGH EFFICACY LUMENS, 4000K, 120/277V DIM DRIVER	080083881260	12.5	1	48	•	•	•	•	•	MX
	22CZ2-24HE-UNV-L835-CD1-U	2' X 2' LED TROFFER, 2400 HIGH EFFICACY LUMENS, 3500K, 120/277V DIM DRIVER	080083881109	12.5	1	48	•	•	•	•	•	MX
	22CZ2-24-UNV-L835-CD1-U	2X2, CENTER BASKET TROFFER, 2450 LUMENS, 3500K	080083881147	12.5	1	48					•	MX
	22CZ2-24-UNV-L840-CD1-U	2X2, CENTER BASKET TROFFER, 2450 LUMENS, 4000K	080083881161	12.5	1	56						MX
	22CZ2-32-UNV-L835-CD1-U	2X2, CENTER BASKET TROFFER, 3280 LUMENS, 3500K	080083881185	12.5	1	48	•	•	•	•	•	MX
	22CZ2-32-UNV-L840-CD1-U	2X2, CENTER BASKET TROFFER, 3280 LUMENS, 4000K	080083881208	12.5	1	48	•	•	•	•	•	MX
	22CZ2-39-UNV-L835-CD1-U	2X2, CENTER BASKET TROFFER, 3943 LUMENS, 3500K	080083881284	12.5	1	48	•	•	•	•	•	MX
	22CZ2-39-UNV-L840-CD1-U	2X2, 3900 LUMENS, 4000K, 80 CRI (MIN), 0-10V DIMMING TO 5 PCT	080083881307	12.5	1	48	•	•	•	•	•	MX
	2'x4' LED											
	24CZ2-40-UNV-L835-CD1-U	2' X 4' LED TROFFER, 4000 LUMENS, 3500K, 120/277V DIM DRIVER	080083881505	27.1	1	26	•	•	•	•	•	MX
	24CZ2-40HE-UNV-L840-CD1-U	2' X 4' LED TROFFER, 4000 HIGH EFFICACY LUMENS, 4000K, 120/277V DIM DRIVER	080083881482	27.1	1	26	•	•	•	•	•	MX
	24CZ2-50-UNV-L835-CD1-U	2' X 4' LED TROFFER, 5000 LUMENS, 3500K, 120/277V DIM DRIVER	080083881628	27.1	1	26	•	•	•	•	•	MX
	24CZ2-50-UNV-L840-CD1-U	2' X 4' LED TROFFER, 5000 LUMENS, 4000K, 120/277V DIM DRIVER	080083881642	27.1	1	18	•	•	•	•	•	MX
	24CZ2-50HE-UNV-L840-CD1-U	2' X 4' LED TROFFER, 5000 HIGH EFFICACY LUMENS, 4000K, 120/277V DIM DRIVER	080083881604	27.1	1	26	•	•	•	•	•	MX
24CZ2-40-UNV-L840-CD1-U	2' X 4' LED TROFFER, 4000 LUMENS, 4000K, 120/277V DIM DRIVER	080083881529	27.1	1	26	•	•	•	•	•	MX	

ⓔ Indicates EISA Compliant Pulse Start Products  Indicates MarketPro Product Country of Origin - as Indicated

CATALOG NUMBER	DESCRIPTION	UPC CODE	WEIGHT	CASE PALLET					COO
				QTY	QTY	IL	NJ	TX	
Cruze Retrofit Kit									
	2'x2' LED								
22CZRK-LD4-24-UNV-L835-CD1-U	2X2 LED CRUZE RETROFIT KIT, RIBBED FROSTED ACRYLIC LENS, 2400 LUMENS, 85 CRI, 3500K, AND UNV 0-10V DIMMING DRIVER	080083771318	9.61	1	72			• •	CN
22CZRK-LD4-24-UNV-L840-CD1-U	2X2 LED CRUZE RETROFIT KIT, RIBBED FROSTED ACRYLIC LENS, 2400 LUMENS, 85 CRI, 4000K, AND UNV 0-10V DIMMING DRIVER	080083803842	9.61	1	72			• •	CN
22CZRK-LD4-34-UNV-L835-CD1-U	2X2 LED CRUZE RETROFIT KIT, RIBBED FROSTED ACRYLIC LENS, 3400 LUMENS, 85 CRI, 3500K, AND UNV 0-10V DIMMING DRIVER	080083771349	9.61	1	72			•	CN
22CZRK-LD4-34-UNV-L840-CD1-U	2X2 LED CRUZE RETROFIT KIT, RIBBED FROSTED ACRYLIC LENS, 3400 LUMENS, 85 CRI, 4000K, AND UNV 0-10V DIMMING DRIVER	080083771356	9.61	1	72			•	CN
22CZRK-LD4-34HP-UNV-L835-CD1-U	2X2 LED CRUZE RETROFIT KIT, RIBBED FROSTED ACRYLIC LENS, 3400 LUMENS, 85 CRI, 3500K, AND UNV 0-10V DIMMING DRIVER - HIGH PERFORMANCE	080083777280	9.61	1	72			• •	CN
22CZRK-LD4-34HP-UNV-L840-CD1-U	2X2 LED CRUZE RETROFIT KIT, RIBBED FROSTED ACRYLIC LENS, 3400 LUMENS, 85 CRI, 4000K, AND UNV 0-10V DIMMING DRIVER - HIGH PERFORMANCE	080083777297	9.61	1	72			• •	CN
	2'x4' LED								
24CZRK-LD4-40-UNV-L835-CD1-U	LED, 2'X4' CRUZE RETROFIT KIT, RIBBED FROSTED ACRYLIC LENS, 4000 LUMENS, 85 CRI, 3500K, UNV 0-10V DIMMING DRIVER	080083804597	16.26	1	36			•	CN
24CZRK-LD4-50-UNV-L835-CD1-U	2X4 LED CRUZE RETROFIT KIT, RIBBED FROSTED ACRYLIC LENS, 5000 LUMENS, 85 CRI, 3500K, AND UNV 0-10V DIMMING DRIVER	080083771387	16.26	1	33			• •	CN
24CZRK-LD4-50-UNV-L840-CD1-U	2X4 LED CRUZE RETROFIT KIT, RIBBED FROSTED ACRYLIC LENS, 5000 LUMENS, 85 CRI, 4000K, AND UNV 0-10V DIMMING DRIVER	080083804696	16.26	1	33			•	CN
24CZRK-LD4-40HP-UNV-L835-CD1-U	2X4 LED CRUZE RETROFIT KIT, RIBBED FROSTED ACRYLIC LENS, 4000 LUMENS, 85 CRI, 3500K, AND UNV 0-10V DIMMING DRIVER - HIGH PERFORMANCE	080083777303	16.26	1	33			• •	CN
24CZRK-LD4-50HP-UNV-L835-CD1-U	2X4 LED CRUZE RETROFIT KIT, RIBBED FROSTED ACRYLIC LENS, 5000 LUMENS, 85 CRI, 3500K, AND UNV 0-10V DIMMING DRIVER - HIGH PERFORMANCE	080083777327	16.26	1	33			•	CN
24CZRK-LD4-40HP-UNV-L840-CD1-U	2X4 LED CRUZE RETROFIT KIT, RIBBED FROSTED ACRYLIC LENS, 4000 LUMENS, 85 CRI, 4000K, AND UNV 0-10V DIMMING DRIVER - HIGH PERFORMANCE	080083804658	16.26	1	33			• •	 CN
24CZRK-LD4-40-UNV-L840-CD1-U	2X4 LED RETROFIT KIT, 4000 LUMENS 4000K COLOR TEMP	080083804610	16.26	1	36			• •	 CN
RDI Ovation Series									
	2'x2' - Center Mount								
2RDI-217RP-UNV-EB81-U	2 LAMP, 2'X2' ROUND PERFORATED LAMP SHIELDS, CENTER MOUNT, CEE LISTED ELECTRONIC BALLAST, T8	622696299461	20.7	1	28			•	MX
2RDI-317RP-UNV-EB81-U	3 LAMP, 2'X2' ROUND PERFORATED LAMP SHIELDS, CENTER MOUNT, CEE LISTED ELECTRONIC BALLAST, T8	662401814206	20.7	1	28			•	MX
	2'x4' - Center Mount								
2RDI-228T5RP-UNV-EBT1-U	2 LAMP, 2'X4' ROUND PERFORATED LAMP SHIELD, CENTER MOUNT, CEE LISTED ELECTRONIC BALLAST, T5	622697241193	23.36	1	14	•		• •	MX
2RDI-232RP-UNV-EB81-U	2 LAMP, 2'X4' ROUND PERFORATED LAMP SHIELD, CENTER MOUNT, CEE LISTED ELECTRONIC BALLAST, T8	622696409877	36	1	8			•	MX
2RDI-332RP-UNV-EB81-U	3 LAMP, 2'X4' ROUND PERFORATED LAMP SHIELD, CENTER MOUNT, CEE LISTED ELECTRONIC BALLAST, T8	662401732708	36	1	16	•			MX

Recessed






CATALOG NUMBER	DESCRIPTION	UPC CODE	WEIGHT	CASE PALLET					COO
				QTY	QTY	IL	NJ	TX	
FP									
1x4									
14FP3830C9	LED, 1'X4' RECESSED PANEL, 3800 LUMEN, 3000K, 90 CRI, 0-10V CONTINUOUS DIMMING DRIVER	080083833764	12.59	1	51	•	•	•	CN
14FP4235C	1X4 LED RECESSED FLAT PANEL, 4200 LUMEN, 3500K, 80 CRI, 0-10V CONTINUOUS DIMMING DRIVER	080083833467	12.59	1	51	•	•	•	 CN
14FP4240C	1X4 LED RECESSED FLAT PANEL, 4200 LUMEN, 4000K, 80 CRI, 0-10V CONTINUOUS DIMMING DRIVER	080083833481	12.59	1	51	•	•	•	 CN
14FP4250C	1X4 LED RECESSED FLAT PANEL, 4200 LUMEN, 5000K, 80 CRI, 0-10V CONTINUOUS DIMMING DRIVER	080083833504	12.59	1	51	•	•	•	 CN
FPSURF14	1X4 FP SURFACE MOUNT KIT	080083802708	2.63	10	240	•	•	•	CN
2x2									
 22FP2830C9	LED, 2'X2' RECESSED PANEL, 2800 LUMEN, 3000K, 90 CRI, 0-10V CONTINUOUS DIMMING DRIVER	080083833788	14	1	44	•	•	•	CN
22FP3235C	2X2 LED RECESSED FLAT PANEL, 3200 LUMEN, 3500K, 80 CRI, 0-10V CONTINUOUS DIMMING DRIVER	080083833528	14	1	44	•	•	•	CN
22FP3240C	2X2 LED RECESSED FLAT PANEL, 3200 LUMEN, 4000K, 80 CRI, 0-10V CONTINUOUS DIMMING DRIVER	080083833542	14	1	44	•	•	•	 CN
22FP3250C	2X2 LED RECESSED FLAT PANEL, 3200 LM, 5000K, 80CRI, 0-10V CONTINUOUS DIMMING DRIVER	080083833566	14	1	44	•	•	•	US
22FP4235C	2X2 LED RECESSED FLAT PANEL, 4200 LUMEN, 3500K, 80 CRI, 0-10V CONTINUOUS DIMMING DRIVER	080083833580	14	1	44	•	•	•	 CN
22FP4240C	2X2 LED RECESSED FLAT PANEL, 4200 LUMEN, 4000K, 80 CRI, 0-10V CONTINUOUS DIMMING DRIVER	080083833603	14	1	44	•	•	•	 CN
22FP4250C	FP SERIES 2X2 LED RECESSED 4200 LUMEN, 5000K, 80 CRI, 0-10V DIMMING DRIVER	080083833627	12.59	1	44	•	•	•	CN
FPSURF22	2X2 FP SURFACE MOUNT KIT	080083802722	1.95	10	480	•	•	•	CN
FPSUS2	2X2 FP SUSPENSION KIT	080083802784	0.75	20	800	•	•	•	CN
2x4									
24FP3830C9	LED, 2'X4' RECESSED PANEL, 3800 LUMEN, 3000K, 90 CRI, 0-10V CONTINUOUS DIMMING DRIVER	080083833825	23.88	1	22	•	•	•	CN
24FP4735C	2X4 LED RECESSED FLAT PANEL, 4700 LUMEN, 3500K, 80 CRI, 0-10V CONTINUOUS DIMMING DRIVER	080083833641	23.88	1	22	•	•	•	 US
24FP4740C	2X4 LED RECESSED FLAT PANEL, 4700 LUMEN, 4000K, 80 CRI, 0-10V CONTINUOUS DIMMING DRIVER	080083833665	23.88	1	22	•	•	•	 CN
24FP4750C	FP SERIES 2X4 LED FLAT PANEL, 4700 LM, 5000K CCT, 80CRI, 0-10V DIMMING DRIVER	080083833689	23.88	1	22	•	•	•	US
24FP6440C	2X4 LED RECESSED FLAT PANEL, 6400 LUMEN, 4000K, 80 CRI, 0-10V CONTINUOUS DIMMING DRIVER	080083833726	23.88	1	22	•	•	•	 CN
FPSURF24	2X4 FP SURFACE MOUNT KIT	080083802746	2.8	10	240	•	•	•	CN
RTC									
1x4									
 14RTC3440	1X4, 3400 LUMENS, 4000K, 80 CRI (MIN), 0-10V DIMMING TO 5 PCT	080083802579	19	1	24	•	•	•	CN
14RTC3435	1X4, 3400 LUMENS, 3500K, 80 CRI (MIN), 0-10V DIMMING TO 5 PCT	080083802562	19	1	24	•	•	•	CN
2x2									
 22RTC3435	2X2, 3400 LUMENS, 3500K, 80 CRI (MIN), 0-10V DIMMING TO 5 PCT	080083802586	10.45	1	24	•	•	•	CN
22RTC3440	2X2, 3400 LUMENS, 4000K, 80 CRI (MIN), 0-10V DIMMING TO 5 PCT	080083802593	10.45	1	24	•	•	•	CN
22RTC4835	2X2, 4800 LUMENS, 3500K, 80 CRI (MIN), 0-10V DIMMING TO 5 PCT	080083802609	10.45	1	24	•	•	•	CN
22RTC4840	2X4, 4800 LUMENS, 4000K, 80 CRI (MIN), 0-10V DIMMING TO 5 PCT	080083802616	10.45	1	24	•	•	•	CN
2x4									
 24RTC4835	2X4, 4800 LUMENS, 3500K, 80 CRI (MIN), 0-10V DIMMING TO 5 PCT	080083802623	17.55	1	13	•	•	•	CN
24RTC4840	2X4 LED TROFFER, 4800 LUMENS, 4000K, 80 CRI (MIN), 0-10V DIMMING TO 5 PCT	080083802630	17.55	1	13	•	•	•	CN
24RTC6835	2X4, 6800 LUMENS, 3500K, 80 CRI (MIN), 0-10V DIMMING TO 5 PCT	080083802647	17.55	1	13	•	•	•	CN
24RTC6840	2X4, 6800 LUMENS, 4000K, 80 CRI (MIN), 0-10V DIMMING TO 5 PCT	080083802654	17.55	1	13	•	•	•	CN

 Indicates EISA Compliant Pulse Start Products  Indicates MarketPro Product Country of Origin - as Indicated

Please reference the Cooper Lighting Stock Guide Terms and Conditions page. Pictures are a representation of product categories and may not illustrate the exact skus listed. Product information is subject to change without notice. Consult factory representative for additional information and inventory details. Visit www.cooperlighting.com for more product information.

CATALOG NUMBER	DESCRIPTION	UPC CODE	WEIGHT	CASE PALLET					COO									
				QTY	QTY	IL	NJ	TX		CA	GA							
Accessory																		
Accessory																		
A12-100-22GP-U	2'X2' #12 LENS FOR G, GR8, GC & GC8 SERIES	662400106357	1.526	5	300	●												MX
A12-100-242G-U	2'X4' #12 LENS FOR G, GR8, GC & GC8 SERIES	662400106227	8.87	10	200													US
A12-125-24GC-U	2'X4' #12 .125 LENS FOR G, GR8, GC & GC8 SERIES	662400230144	2.8	200	200													MX
EQ-CLIP-U	T-BAR SAFETY CLIP FOR TROFFERS AND OVATION SERIES - ORDER 4 PER FIXTURE	662400107194	0.011	4000	96000		●	●	●	●								US
FCS-22W-U	2'X2' WHITE STEEL FLANGE KIT FOR G, GR8, GC8, GR5	662400105978	3.867	1	418													MX;US
FCS-24W-U	2'X4' WHITE STEEL FLANGE KIT, FOR 2G, 2GR8, 2GC8 & 2GR5 SERIES	662400105985	2.806	1	418													MX;US
FCTKA-22W-U	2'X2' WHITE STEEL FLANGE KIT FOR 2GR8, 2GC8 & 2GR5 SERIES	080083617166	2.35	1	294													MX
FCTKA-24W-U	2'X4' WHITE STEEL FLANGE KIT FOR 2GR8, 2GC8 & 2GR5 SERIES	080083608423	2.635	1	200													US
2GR8-4-A-W/SPGL-FRM	2'X4' REPLACEMENT FRAME & LENS FOR 2G & 2GR8 SERIES	622697133917	4.4	6	48													MX;US
T3A-END-E.Q.BRACKET-PARTS-BAG	EQ CLIPS FOR USE ON FIXTURE ENDS. INCLUDES FOUR SCREWS AND BRACKETS.	662400107279	0.154	24	1536													US

RCG

	4'																		
	4RCG-4-56D-L835-U	4' SLOT, 560 LUMENS, 80 CRI, 3500K	080083877133	11.065	1	20													 US
	4RCG-4-56D-L840-U	4' SLOT, 560 LUMENS, 80 CRI, 4000K	080083877119	11.065	1	20													 US
	8'																		
	8RCG-4-56D-L835-U	8' SLOT, 560 LUMENS, 80 CRI, 3500K	080083877140	22.365	1	20													 US
	8RCG-4-56D-L840-U	8' SLOT, 560 LUMENS, 80 CRI, 4000K	080083877126	22.365	1	20													 US


Surface SWLED



	LED																		
	4SWLED-LD4-40SL-LW-UNV-L840-CD1-SVPD2-U	4 FT., LINEAR LED LUMINAIRE, 4000 LUMENS, 4000K, 0 - 10V DIMMABLE DRIVER	080083770304	17.8	1	28													MX

Surface Mount Kit

	2'x2'																		
	SK-22-WS	2' X 2' UNIVERSAL SURFACE MOUNT KIT, SHALLOW	080083719402	12.4	1	20													US
	SK-22-WT	2' X 2' UNIVERSAL SURFACE MOUNT KIT, TALL	080083719396	14.1	1	12	●												US
	2'x4'																		
	SK-24-WS	2' X 4' UNIVERSAL SURFACE MOUNT KIT, SHALLOW	080083719389	21.6	1	16		●	●	●	●								US
	SK-24-WT	2' X 4' UNIVERSAL SURFACE MOUNT KIT, TALL	080083719372	23.9	1	24	●												US

Modular Surface

	2'x2'																		
	2M-2U6T8A-UNV-EB81-U	2 U-LAMP, 2'X2' SURFACE MODULAR, CEE LISTED ELECTRONIC BALLAST, T8	662401879502	11.232	1	48	●	●											US

CATALOG NUMBER	DESCRIPTION	UPC CODE	WEIGHT	CASE PALLET					COO		
				QTY	QTY	IL	NJ	TX		CA	GA
Linear LED											
WSL											
	4WSL-LD2-40-SRS-UNV-L835-CD1 -U	LED, 4', WSL LINEAR, WAVESTREAM, 4000 LUMENS, 85 CRI, 3500K, UNV 0-10V DIMMING DRIVER.	080083779567	15	1	24				●	MX
	4WSL-LD2-40-SRS-UNV-L840-CD1 -U	LED, 4', WSL LINEAR, WAVESTREAM, 4000 LUMENS, 85 CRI, 4000K, UNV 0-10V DIMMING DRIVER.	080083779659	15	1	24				●	US
	8WSL-LD2-80-SRS-UNV-L835-CD1 -U	LED, 8', WSL LINEAR, WAVESTREAM, 8000 LUMENS, 85 CRI, 3500K, UNV 0-10V DIMMING DRIVER.	080083779550	26	1	21				●	US
	8WSL-LD2-80-SRS-UNV-L840-CD1 -U	LED, 8', WSL LINEAR, WAVESTREAM, 8000 LUMENS, 85 CRI, 4000K, UNV 0-10V DIMMING DRIVER.	080083779642	28	1	21				●	US
LW											
4NLW4040C	4 FT SPECIFICATION GARDE LED LINEAR WRAP LIGHT, 4600 LUMENS, 4000K, UNV 0-10V DIM	080083864485	6.14	2	40	●				●	 CN



CATALOG NUMBER

DESCRIPTION

UPC CODE WEIGHT CASE PALLET QTY QTY IL NJ TX CA GA COO


Wall Brackets

BC Wall Bracket



	2' - 2 Lamp BC-217-UNV-EB81-U	2 LAMP, 2' WALL BRACKET, CEE LISTED ELECTRONIC BALLAST, T8	662401753703	4.325	1	72														US
	4' - 2 Lamp BC-232-UNV-EB81-U	2 LAMP, 4' ALL PURPOSE WALL BRACKET, CEE LISTED ELECTRONIC BALLAST, T8	662401620364	8.45	1	72														MX

Advanced Retrofit Kit Technology (ART)

Troffer / Parabolic Kits










	2'x4' Commercial ART-2CRK-232-W-UNV-EB81-U	COMMERCIAL 2' X 4' RETROFIT KIT, 2-LAMP, WHITE REFLECTOR, PRE-WIRED INSTANT START SOCKETS TO CEE LISTED BALLAST, UNIT PACK	080083590711		7	1	20														MX
----------------------------------------------------------------------------------	------------------------------------------------------	----------------------------------------------------------------------------------------------------------------------------	--------------	--	---	---	----	--	--	--	--	--	--	--	--	--	--	--	--	--	----





Strip LED

	SNLED Base																				
	2SNLED-LD5-24SL-UNV-L840-CD1-U	2' LINEAR LED STRIPLIGHT, 2400 LUMEN, 4000K, 0 - 10V DIMMABLE DRIVER	080083803491	3.3	1	220															MX
	4SNLED-LD4-32SL-UNV-L840-CD1-U	4' LINEAR LED STRIPLIGHT, 4000K COLOR TEMP, 3200 LUMENS, 0 - 10V DIMMABLE DRIVER	080083729982	6.45	1	182															MX
	4SNLED-LD5-28SL-UNV-L835-CD1-U	4' LINEAR LED STRIPLIGHT, 2800 LUMEN, 3500K, 0 - 10V DIMMABLE DRIVER	080083803217	6.45	1	180															MX
	4SNLED-LD5-28SL-UNV-L840-CD1-U	4' LINEAR LED STRIPLIGHT, 4000K, 2800 LUMENS, 0 - 10V DIM DRIVER	080083849024	6.45	1	180															MX
	4SNLED-LD5-32SL-UNV-L835-CD1-U	4' LINEAR LED STRIPLIGHT, 3200 LUMENS, 3500K, 0 - 10V DIMMABLE DRIVER	080083852666	6.45	1	182															MX
	4SNLED-LD5-32SL-UNV-L840-CD1-U	4' LINEAR LED STRIPLIGHT, 3200 LUMENS, 4000K, 0 - 10V DIMMABLE DRIVER	080083803545	6.45	1	182															MX
	8TSNLED-LD5-80SL-UNV-L835-CD1-U	8' LINEAR LED STRIPLIGHT, 8000 LUMENS, 3500K, 0 - 10V DIMMABLE DRIVER	080083849048	12.3	1	126															MX
	8TSNLED-LD5-80SL-UNV-L850-CD1-U	8' LINEAR LED STRIPLIGHT, 8000 LUMENS, 5000K, 0 - 10V DIMMABLE DRIVER	080083848980	12.3	1	126															MX
	8TSNLED-LD5-88SL-UNV-L835-CD1-U	8' LINEAR LED STRIPLIGHT, 8800 LUMENS, 3500K, 0 - 10V DIMMABLE DRIVER	080083852727	12.3	1	126															MX
	8TSNLED-LD5-96SL-UNV-L835-CD1-U	8' LINEAR LED STRIPLIGHT, 9600 LUMENS, 3500K, 0 - 10V DIMMABLE DRIVER	080083852741	12.3	1	126															MX
	8TSNLED-LD5-96SL-UNV-L840-CD1-U	8' LINEAR LED STRIPLIGHT, 9600 LUMENS, 4000K 0-10V DIM	080083803392	12.3	1	126															MX
	8TSNLED-LD5-96SL-UNV-L850-CD1-U	8' LINEAR LED STRIPLIGHT, 9600 LUMENS, 5000K, 0 - 10V DIMMABLE DRIVER	080083852710	12.3	1	126															MX
	SNLED Lensed																				
	4SNLED-LD5-26SL-LC-UNV-L835-CD1-U	4' LINEAR LED STRIPLIGHT, 3500K COLOR TEMP, 2600 LUMENS, 0 - 10V DIMMABLE DRIVER	080083848997	4.984	1	81															MX
	4SNLED-LD5-26SL-LC-UNV-L840-CD1-U	4' LINEAR LED STRIPLIGHT, 2600 LUMENS, 4000K, 0 - 10V DIMMABLE DRIVER	080083849000	4.984	1	81															MX
	4SNLED-LD5-41SL-LW-UNV-L840-CD1-U	4' LINEAR LED STRIPLIGHT, 4100 LUMENS, 4000K, 0 - 10V DIMMABLE DRIVER	080083817078	7.01	1	99															MX
	4SNLED-LD5-46SL-LC-UNV-L835-CD1-U	4' LINEAR LED STRIPLIGHT WITH CLEAR LENS, 4600 LUMENS, 3500K, 0 - 10V DIMMABLE DRIVER	080083803552	4.984	1	81															MX
	4SNLED-LD5-46SL-LC-UNV-L840-CD1-U	4' LINEAR LED STRIPLIGHT WITH CLEAR LENS, 4600 LUMENS, 4000K, 0 - 10V DIMMABLE DRIVER	080083852697	4.984	1	91															MX
	4SNLED-LD5-46SL-LN-UNV-L835-CD1-U	4' LINEAR LED STRIPLIGHT WITH SEMI-FROST LENS, 4600 LUMENS, 4000K, 0 - 10V DIMMABLE DRIVER	080083803316	4.984	1	100															MX
	4SNLED-LD5-46SL-LN-UNV-L840-CD1-U	4' LINEAR LED STRIPLIGHT, 4600 LUMENS, 4000K, 0 - 10V DIMMABLE DRIVER	080083852680	4.984	1	91															MX
	8TSNLED-LD5-74SL-LW-UNV-L840-CD1-U	8' LINEAR LED STRIPLIGHT, 7400 LUMENS, 4000K, 0 - 10V DIMMABLE DRIVER	080083852703	13.06	1	63															MX
	4SNLED-LD5-50SL-LW-UNV-L840-CD1-U	4' LINEAR LED STRIPLIGHT 5000 LUMENS WIDE LENS 4000K 0-10V DIM	080083817085	6.1	1	81															MX

ⓔ Indicates EISA Compliant Pulse Start Products  Indicates MarketPro Product Country of Origin - as Indicated

Please reference the Cooper Lighting Stock Guide Terms and Conditions page. Pictures are a representation of product categories and may not illustrate the exact skus listed. Product information is subject to change without notice. Consult factory representative for additional information and inventory details. Visit www.cooperlighting.com for more product information.

CATALOG NUMBER	DESCRIPTION	UPC CODE	WEIGHT	CASE PALLET		IL	NJ	TX	CA	GA	COO
				QTY	QTY						
Commercial Strip											
 2' - T8 SSF-217-UNV-EB81-U	2 LAMP, 2' STANDARD STRIP, 120-277V CEE LISTED ELECTRONIC BALLAST, T8, FLIP-UP SOCKETS	080083519613	3.012	1	168	•		•		•	MX
 3' - T8 SSF-225-UNV-EB81-U	2 LAMP, 3' STANDARD STRIP, 120-277V CEE LISTED ELECTRONIC BALLAST, T8, FLIP-UP SOCKETS	080083519521	4.145	1	90	•				•	MX
 4' - T5HO SSF-254T5-UNV-EBT1-U	2 LAMP, 4' STANDARD STRIP, 120-277V PROGRAM RAPID START ELECTRONIC BALLAST, T5HO, FLIP-UP SOCKETS	080083552511	5.7	1	90	•		•	•		MX
	4' - T8 SSF-132-UNV-EB81-U	1 LAMP, 4' STANDARD STRIP, CEE LISTED ELECTRONIC BALLAST, T8, FLIP-UP SOCKETS	080083519637	5.475	1	90	•			•	MX
	SSF-232-UNV-EB81-U	2 LAMP, 4' STANDARD STRIP, 120-277V CEE LISTED ELECTRONIC BALLAST, T8, FLIP-UP SOCKETS	080083519590	5.7	1	96	•	•	•	•	 MX
	SSF-232-UNV-ER81-U	2 LAMP, 4' STANDARD STRIP, 120-277V PROGRAM RAPID START ELECTRONIC BALLAST, T8, FLIP-UP SOCKETS	080083620845	5.7	1	90	•			•	MX
 8' - T8 8TSSF-232-UNV-EB81-U	4 LAMP, TANDEM 8' STANDARD STRIP, 120-277V CEE LISTED ELECTRONIC BALLAST, T8, FLIP-UP SOCKETS	080083519682	10	1	72	•	•	•	•	•	 MX
	8' - T12 SSF-296-UNV-EB81-U	2 LAMP, 8' STANDARD STRIP, ELECTRONIC BALLAST, T8, FLIP-UP SOCKETS	080083519569	10.8	1	90	•		•	•	MX
	SSF-296HO-120V-EB21-U	2 LAMP, 8' HIGH OUTPUT STANDARD STRIP, ELECTRONIC BALLAST, T12, FLIP-UP SOCKETS	080083521395	12.4	1	90	•	•	•	•	MX
Accessory											
1/4-TN-FSTN-U	1/4 TURN FASTENER	662400106876	0.018	24	10000	•				•	US
GRP-SSF-U	GRIPPER FOR USE W/SSF, IAF & ICF SERIES EXCEPT IA/IC - HO SERIES	080083519262	0.528	60	5376	•	•			•	MX
SSF-ASY-4-B	ASYMMETRIC REFLECTOR FOR SSF STRIPS (4')	080083519187	1.55	1	48					•	US
WG/SSF-4FT-B	4' WHITE WIRE GUARD FOR USE W/SSF SERIES ONLY	662400106647	0.646	24	192	•	•	•	•	•	 US


CATALOG NUMBER	DESCRIPTION	UPC CODE	WEIGHT	QTY	CASE PALLET					COO	
					QTY	IL	NJ	TX	CA		GA
Commercial Narrow Strip											
 2' - T8 SNF-117-UNV-EB81-U	1 LAMP, 2' NARROW STRIP, CEE LISTED ELECTRONIC BALLAST, T8, FLIP-UP SOCKETS	080083519897	2.402	1	336	•				•	MX
 3' - T8 SNF-125-UNV-EB81-U	1 LAMP, 3' NARROW STRIP, CEE LISTED ELECTRONIC BALLAST, T8, FLIP-UP SOCKETS	080083519873	3.35	1	242	•	•				MX
 4' - T8 SNF-132-UNV-EB81-U	1 LAMP, 4' NARROW STRIP, CEE LISTED ELECTRONIC BALLAST, T8, FLIP-UP SOCKETS	080083519859	4.4	1	294	•	•		•	•	MX
	SNF-232-UNV-EB81-U	2 LAMP, 4' NARROW STRIP, CEE LISTED ELECTRONIC BALLAST, T8, FLIP-UP SOCKETS	080083519750	4.189	1	48	•			•	•
 8' - T8 8TSNF-132-UNV-EB81-U	2 LAMP, TANDEM 8' NARROW STRIP, CEE LISTED ELECTRONIC BALLAST, T8, FLIP-UP SOCKETS	080083519927	12.3	1	126				•	•	MX
Accessory											
WG/SNF-4FT-B	4' WHITE WIRE GUARD FOR USE W/SNF SERIES ONLY	662400106630	0.9	30	270	•	•	•	•	•	CN

Staggered Strip

 3' SSL-225-UNV-EB81-U	2 LAMP, 3' STAGGERED STRIP, CEE LISTED ELECTRONIC BALLAST, T8	662401715138	7.91	1	90					•	US
--------------------------------------------------------------------------------------------------------------------	---------------------------------------------------------------	--------------	------	---	----	--	--	--	--	---	----

Industrial

LHB LED

LED	DESCRIPTION	UPC CODE	WEIGHT	QTY	QTY	CASE PALLET					COO
						QTY	IL	NJ	TX	CA	
 LHB-12-UNV-L840-CD-U	LED LINEAR HIGH BAY, 12K LUMENS, 4000K, 120/277V DIM DRIVER	080083859160	11	1	66	•			•	•	MarketPro CN
LHB-18-UNV-L840-CD-U	LED LINEAR HIGH BAY, 18K LUMENS, 4000K, 120/277V DIM DRIVER	080083859207	11	1	44	•			•	•	MarketPro CN
LHB-24-UNV-L840-CD-U	LED LINEAR HIGH BAY, 24K LUMENS, 4000K, 120/277V DIM DRIVER	080083859245	11	1	44	•			•	•	MarketPro CN
LHB-12-UNV-L850-CD-U	LED LINEAR HIGH BAY, 12K LUMENS, 5000K, 120/277V DIM DRIVER	080083859184	11	1	44	•			•	•	MarketPro CN
LHB-18-UNV-L850-CD-U	LED LINEAR HIGH BAY, 18K LUMENS, 5000K, 120/277V DIM DRIVER	080083859221	11	1	44	•			•	•	MarketPro CN
LHB-24-UNV-L850-CD-U	LED LINEAR HIGH BAY, 24K LUMENS, 5000K, 120/277V DIM DRIVER	080083859269	11	1	44	•			•	•	MarketPro CN

CATALOG NUMBER	DESCRIPTION	UPC CODE	WEIGHT	CASE		PALLET					COO	
				QTY	QTY	IL	NJ	TX	CA	GA		
OHB LED												
LED												
OHB-12SE-MFL-UNV-L840-CD-U	OPTIMIZED LED HIGH BAY, 12K STANDARD EFFICACY LUMENS, 80CRI, 4000K, MEDIUM FROSTED DISTRIBUTION, 0-10V DIM DRIVER	080083901999	10	1	36						•	MX
OHB-12SE-W-UNV-L850-CD-U	OPTIMIZED LED HIGH BAY, 12K STANDARD EFFICACY LUMENS, 80CRI, 5000K, WIDE DISTRIBUTION, 0-10V DIM DRIVER	080083902002	10	1	36						•	MX
OHB-15SE-MFL-UNV-L840-CD-U	OPTIMIZED LED HIGH BAY, 15K STANDARD EFFICACY LUMENS, 80CRI, 4000K, MEDIUM FROSTED DISTRIBUTION, 0-10V DIM DRIVER	080083902033	10	1	36						•	MX
OHB-15SE-W-UNV-L850-CD-U	OPTIMIZED LED HIGH BAY, 15K STANDARD EFFICACY LUMENS, 80CRI, 5000K, WIDE DISTRIBUTION, 0-10V DIM DRIVER	080083902040	10	1	36						•	MX
OHB-18SE-MCL-UNV-L850-CD-U	OPTIMIZED LED HIGH BAY, 18K STANDARD EFFICACY LUMENS, 80CRI, 5000K, MEDIUM CLEAR DISTRIBUTION, 0-10V DIM DRIVER	080083902996	13	1	36						•	MX
OHB-18SE-MFL-UNV-L840-CD-U	OPTIMIZED LED HIGH BAY, 18K STANDARD EFFICACY LUMENS, 80CRI, 4000K, MEDIUM FROSTED DISTRIBUTION, 0-10V DIM DRIVER	080083903009	13	1	36						•	MX
OHB-18SE-W-UNV-L850-CD-U	OPTIMIZED LED HIGH BAY, 18K STANDARD EFFICACY LUMENS, 80CRI, 5000K, WIDE DISTRIBUTION, 0-10V DIM DRIVER	080083903030	13	1	36						•	MX
OHB-24SE-MCL-UNV-L850-CD-U	OPTIMIZED LED HIGH BAY, 24K STANDARD EFFICACY LUMENS, 80CRI, 5000K, MEDIUM CLEAR DISTRIBUTION, 0-10V DIM DRIVER	080083902019	13	1	36						•	MX
OHB-24SE-MFL-UNV-L840-CD-U	OPTIMIZED LED HIGH BAY, 24K STANDARD EFFICACY LUMENS, 80CRI, 4000K, MEDIUM FROSTED DISTRIBUTION, 0-10V DIM DRIVER	080083902026	13	1	36						•	MX
OHB-24SE-N-UNV-L850-CD-U	OPTIMIZED LED HIGH BAY, 24K STANDARD EFFICACY LUMENS, 80CRI, 5000K, NARROW DISTRIBUTION, 0-10V DIM DRIVER	080083902965	13	1	36						•	MX
OHB-24SE-W-UNV-L850-CD-U	OPTIMIZED LED HIGH BAY, 24K STANDARD EFFICACY LUMENS, 80CRI, 5000K, WIDE DISTRIBUTION, 0-10V DIM DRIVER	080083902989	13	1	36						•	MX
OHB-36SE-MCL-UNV-L850-CD-U	OPTIMIZED LED HIGH BAY, 36K STANDARD EFFICACY LUMENS, 80CRI, 5000K, MEDIUM CLEAR DISTRIBUTION, 0-10V DIM DRIVER	080083903047	22	1	18						•	MX

RHB LED

LED

RHB-18-UNV-L840-CD-U	ROUND 18K LMS UNV 4000K 0-10V	080083808120	6.93	1	36						•	MX
RHB-18-UNV-L850-CD-U	ROUND 18K LMS UNV 5000K 0-10V	080083808144	6.93	1	36						•	CN
RHB-24-UNV-L850-CD-U	ROUND 24K LMS UNV 5000K 0-10V	080083808205	6.93	1	36						•	CN
RHB-24-UNV-L840-CD-U	ROUND 24K LMS UNV 4000K 0-10V	080083808182	6.93	1	36						•	CN

RHB Accessory

Accessory

RHB-CLR	16" CLEAR REFLECTOR	080083808243	2.64	5	90							MX
RHB-FRR	RHB REFLECTOR FROSTED 16 INCH ROUND	080083808229	5.85	5	90							CN

Steeler LED



18,000 Lumen

SSLED-LD5-18-M-UNV-L840-CD1-U	SSLED MD DISTR 18K LMS UNV 4000K 0-10V	080083817221	17	1	8							MX
SSLED-LD5-18-W-UNV-L840-CD1-U	SSLED WD DISTR 18K LMS UNV 4000K 0-10V	080083817214	16.93	1	8						•	MX



24,000 Lumen

SSLED-LD5-24-W-UNV-L840-CD2-U	SSLED WD DISTR 24K LMS UNV 400K 0-10V	080083817207	16.93	1	8						•	MX
SSLED-LD5-24-W-UNV-L850-CD2-U	SSLED WD DISTR 24K LMS UNV 5000K 0-10V	080083817191	16.93	1	8						•	MX

Accessory

SSLED-SA23-U	ALUMINUM SHROUD FOR STEELER LED	080083749744	2.4	10	80						•	US
--------------	---------------------------------	--------------	-----	----	----	--	--	--	--	--	---	----

CATALOG NUMBER	DESCRIPTION	UPC CODE	WEIGHT	CASE PALLET					COO
				QTY	QTY	IL	NJ	TX	

Industrial LED Linear Bay



4' 4ILED-LD4-11-W-UNV-L840-CD1-U	4FT LED LINEAR BAY, 11000 LUMEN, WIDE, 4000K, 0-10V, UNV	080083753550	13.5	1	24							US
4ILED-LD4-16-W-UNV-L850-CD2-U	4 FOOT LED LINEAR BAY, 16000 LUMEN, WIDE, 4000K, 0-10V, UNV, 2 DRIVERS	080083788415	13.5	1	24							US

F-Bay HBE Accessory

Accessory

MC6	MODULAR CORD & PLUG, 6' LENGTH, USE WITH MP OPTION	623961368455	0.51	60	1620							MX
-----	----------------------------------------------------	--------------	------	----	------	--	--	--	--	--	--	----

F-Bay HBI Accessory

Accessory

HB-SPM	SINGLE MONOPOINT HANGING KIT WITH HUB (HBI ONLY)	623961956218	1.995	1	494							MX;US
HBAYC-CHAIN/SET-U	(2) HOOK-STYLE V-HANGERS, 36" CHAIN & (2) S-HOOKS (HBI AND HBL ONLY)	080083575756	0.475	24	2400							US
HBI-FRM/CL-PK	HBI DOORFRAME WITH CLEAR LENS	080083545865	3.307	4	96							MX
HBI-FRM/LENS-PK	HBI DOORFRAME WITH PRISMATIC LENS	080083545872	3.351	1	72							CN;MX;US
HBI-FRM/LENS/WG-PK	HBI DOORFRAME, PRISMATIC LENS AND WIREGUARD	080083545889	7.25	4	72							MX;US
HBI-FRM/WG-PK	WIREGUARD FOR HBI	080083545896	7.25	4	72							MX;US
SWG/HBI-4FT-B	HEAVY DUTY WIREGUARD FOR HBI	080083545964	4.2	6	108							US

F-Bay HBL Accessory

Accessory

HBL-SPM	SINGLE MONOPOINT HANGING KIT WITH HUB (HBL ONLY)	623961956201	1.224	1	504							MX
MPC6-120	MODULAR CORD & PLUG, 6FT, WITH 120V NEMA TWIST LOCK PLUG. USE WITH MP OPTIO	623961368462	0.81	20	720							MX
MPC6-277	MODULAR CORD & PLUG, 6FT, WITH 277V NEMA TWIST LOCK PLUG. USE WITH MP OPTIO	623961368479	0.634	60	1620							MX
WG/HBL6-4FT-B	4FT WIREGUARD FOR HBL 4 OR 6 LAMP	080083521494	11.61	1	48							US
FH-1	FIXTURE HOOK 2-1/2"	662400121244	0.236	10	3500							MX

Light Duty



IAF Series

8TIAF-232-UNV-EB81-U	4 LAMP, TANDEM 8' INDUSTRIAL APERTURED UPLIGHT, CEE LISTED ELECTRONIC BALLAST, T8, FLIP-UP SOCKETS	080083519453	17.6	1	48							MX
IAF-232-UNV-EB81-U	2 LAMP, 4' APERTURED UPLIGHT INDUSTRIAL, CEE LISTED ELECTRONIC BALLAST, T8, FLIP-UP SOCKETS	080083519392	6.197	1	48							MX



ICF Series

8TICF-232-UNV-EB81-U	4 LAMP, TANDEM 8' INDUSTRIAL CLOSED TOP, ELECTRONIC BALLAST, T8, FLIP-UP SOCKETS	080083519439	22.4	1	60							MX
ICF-232-UNV-EB81-U	2 LAMP, 4' INDUSTRIAL CLOSED TOP, CEE LISTED ELECTRONIC BALLAST, T8, FLIP-UP SOCKETS	080083519361	8.953	1	48							MX
ICF-296-UNV-EB81-U	2 LAMP, 8' INDUSTRIAL CLOSED TOP, ELECTRONIC BALLAST, T8, 1UNV, FLIP-UP SOCKETS	080083519330	33.09	1	48							MX

CATALOG NUMBER

DESCRIPTION

UPC CODE WEIGHT QTY CASE PALLET QTY IL NJ TX CA GA COO

**Undercabinet
UC Series**



CATALOG NUMBER	DESCRIPTION	UPC CODE	WEIGHT	QTY	CASE	PALLET	IL	NJ	TX	CA	GA	COO
1 Lamp UC12T518	12" 1 LAMP T5 8 WATT 120V ELECTRONIC BALLAST LAMP INCLUDED	080083594801	1.828	6	378					•	•	CN
UC18T8115	18" 1 LAMP T8 15 WATT 120V ELECTRONIC BALLAST LAMP INCLUDED	080083594818	1.693	6	252	•					•	CN
UC21T5113	21" 1 LAMP T5 13 WATT 120V ELECTRONIC BALLAST LAMP INCLUDED	080083594825	3.134	6	288		•			•	•	CN
UC24T8117	24" 1 LAMP T8 17 WATT 120V ELECTRONIC BALLAST LAMP INCLUDED	080083594849	2.973	6	168					•	•	CN
UC36T8125	36" 1 LAMP T8 25 WATT 120V ELECTRONIC BALLAST LAMP INCLUDED	080083595860	3.75	6	180						•	CN
UC48T8132	48" 1 LAMP T8 32 WATT 120V ELECTRONIC BALLAST LAMP INCLUDED	080083595884	4.979	6	180					•	•	CN



2 Lamp UC24T528	24" 2 LAMP T5 2/8 WATT 120V ELECTRONIC BALLAST LAMPS INCLUDED	080083594832	3.4	6	384					•	•	•	CN
UC33T51813	33" 2 LAMP T5 1/8 & 1/13 WATT 120V ELECTRONIC BALLAST LAMPS INCLUDED	080083594856	4.649	6	216					•	•	•	CN


Accessories

AYC-CHAIN/SET-U	(2) V HOOKS & 36" CHAIN SET W/S HOOKS	080083545704	0.484	24	71424	•	•	•	•	•	•	CN
DF-14W-U	1'X4' DRY WALL FRAME KIT	662401232949	2.28	1	336	•	•	•	•	•	•	US
DF-22W-U	2'X2' DRY WALL FRAME KIT	662401232963	1.95	1	322	•		•	•	•	•	US
DF-24W-U	2'X4' DRY WALL FRAME KIT	662401232970	2.71	1	195	•	•	•	•	•	•	US
WG/ICF-4FT-B	4' WHITE WIRE GUARD FOR USE W/IAF & ICF SERIES ONLY	662400106623	0.774	12	288					•	•	CN

All-Pro Ambient



Parabolics

APP/APPV Series

	3 Lamp																		
	APP-332	3 LAMP, 2'X4' PARABOLIC, 18 CELL, SEMI SPECULAR LOUVER, NEMA PREMIUM T8 UNV ELECTRONIC BALLAST	080083621866	23.65	1	20													MX
	APP-332-L735	3 LAMP, 2'X4' PARABOLIC, 18 CELL, SEMI SPECULAR LOUVER, NEMA PREMIUM T8 UNV ELECTRONIC BALLAST W/735 LAMPS	080083621910	27.36	1	18													MX
	APPV-332	3 LAMP, 2'X4' AIR SUPPLY PARABOLIC, 18 CELL, SEMI SPECULAR LOUVER, NEMA PREMIUM T8 UNV ELECTRONIC BALLAST	080083621873	27.36	1	9		•											MX

Wraparounds


APW-GPW Series

	2 Lamp																		
	APW-GPW232	2 LAMP, 4' GENERAL PURPOSE WRAP, PRISMATIC LENS, NEMA PREMIUM T8 UNV ELECTRONIC BALLAST	080083622115	5.881	1	90			•	•	•								MX
	APW-GPW217	2 LAMP, 2' GENERAL PURPOSE WRAP, PRISMATIC LENS, NEMA PREMIUM T8 UNV ELECTRONIC BALLAST	080083622146	6.51	1	180			•										MX
	4 Lamp																		
APW-GPW432	4 LAMP, 4' GENERAL PURPOSE WRAP, PRISMATIC LENS, NEMA PREMIUM T8 UNV ELECTRONIC BALLAST	080083622139	11.2	1	54	•	•	•	•	•									MX



APW-SW Series

	2 Lamp																		
APW-SW232	2 LAMP, 4' SPECIFICATION WRAP, PRISMATIC LENS, NEMA PREMIUM T8 UNV ELECTRONIC BALLAST	080083622153	11.22	1	48														MX


CWPLD Series




	4'																		
	4CWPLD4040C	4' LINEAR LED WRAP LIGHT, 4000 LUMEN, 4000K, 0-10VDC DIMMING	080083749072	8.26	1	60		•		•	•								Ⓜ CN
	4CWPLD4040CS	4' LED COMMERCIAL WRAPAROUND, 4700 LUMEN, 4000K UNV, WITH OCCUPANCY SENSOR	080083749065	8.26	1	60				•	•								CN

WPLD Series

	2'																		
2WPLD2035C	2' LINEAR LED WRAP LIGHT, 2000 LUMEN, 4000K, 0-10VDC DIMMING	080083750610		3	2	120				•	•								CN
	4'																		
	4WPLD3140R9	4' LINEAR LED WRAP LIGHT, 3100 LUMEN, 4000K, TRIAC DIMMING	080083747467	4.61	2	84				•	•								CN
	4WPLD4035C	4' LINEAR LED WRAP LIGHT, 4000 LUMEN, 3500K, 0-10VDC DIMMING	080083750603	4.61	2	84	•		•	•	•								Ⓜ CN
	4WPLD3130R9	4 FT., LINEAR LED WRAP, 90CRI 3000 LUMEN, 3000K, PHASE CUT DIMMING	080083750634	4.61	2	84				•	•								Ⓜ CN
	4WPLD4040C	4 FT. LOW PROFILE LINEAR LED WRAP, 4000 LUMEN, 4000K, 0-10VDC DIMMING	080083749676	4.61	2	84				•	•								Ⓜ CN




WP Series



















	4'																		
4WP3040C	4' LINEAR LED WRAP LIGHT, PRISMATIC, 3300 LUMEN, 4000K, UNV NO-DIM	080083858361	4.7	6	72														Ⓜ CN













CATALOG NUMBER	DESCRIPTION	UPC CODE	WEIGHT	CASE PALLET					COO	
				QTY	QTY	IL	NJ	TX		CA
Troffers										
APT Series										
	2 Lamp									
APT-232	2 LAMP, 2'X4' LENSED TROFFER, PRISMATIC LENS, NEMA PREMIUM T8 UNV ELECTRONIC BALLAST	080083622009	27.1	1	28	•	•	•	•	MX
APT-232-L735F	2 LAMP, 2'X4' LENSED TROFFER, PRISMATIC LENS, NEMA PREMIUM T8 UNV ELECTRONIC BALLAST W/741 LAMPS & FLEX	080083622078	27.1	1	28	•	•	•	•	MX
APP-2U6T8	2 U-LAMP, 2'X2' PARABOLIC, 9 CELL, SEMI SPECULAR LOUVER, NEMA PREMIUM T8 UNV ELECTRONIC BALLAST	080083621880	13.7	1	40	•	•	•	•	MX
APT-2U6T8	2 LAMP, 2'X2' LENSED TROFFER, PRISMATIC LENS, NEMA PREMIUM U6T8 UNV ELECTRONIC BALLAST	080083621958	13	1	56	•	•	•	•	MX
	3 Lamp									
APT-332	3 LAMP, 2'X4' LENSED TROFFER, PRISMATIC LENS, NEMA PREMIUM T8 UNV ELECTRONIC BALLAST	080083621941	27.1	1	28	•	•	•	•	MX
APT-332-L741	3 LAMP, 2'X4' LENSED TROFFER, PRISMATIC LENS, NEMA PREMIUM T8 UNV ELECTRONIC BALLAST W/741 LAMPS	080083622054	27.1	1	28	•	•	•	•	MX
APT-332-L741F	3 LAMP, 2'X4' LENSED TROFFER, PRISMATIC LENS, NEMA PREMIUM T8 UNV ELECTRONIC BALLAST W/741 LAMPS & FLEX	080083622061	27.1	1	28	•	•	•	•	MX
	4 Lamp									
APT-432	4 LAMP, 2'X4' LENSED TROFFER, PRISMATIC LENS, NEMA PREMIUM T8 UNV ELECTRONIC BALLAST	080083621934	27.1	1	28	•	•	•	•	MX
APT-432-2EB	4 LAMP, 2'X4' LENSED TROFFER, PRISMATIC LENS, TWO NEMA PREMIUM T8 UNV ELECTRONIC BALLAST	080083622030	27.1	1	28	•	•	•	•	MX
APT-432-L735	4 LAMP, 2'X4' LENSED TROFFER, PRISMATIC LENS, NEMA PREMIUM UNV ELECTRONIC BALLAST, T8 W/735 LAMPS	080083621972	27.1	1	28	•	•	•	•	MX
APT-432-L735F	4 LAMP, 2'X4' LENSED TROFFER, PRISMATIC LENS, NEMA PREMIUM T8 UNV ELECTRONIC BALLAST W/735 LAMPS & FLEX	080083621989	27.1	1	28	•	•	•	•	MX
APT-432-L741	4 LAMP, 2'X4' LENSED TROFFER, PRISMATIC LENS, NEMA PREMIUM T8 UNV ELECTRONIC BALLAST W/741 LAMPS	080083621965	27.1	1	28	•	•	•	•	MX
APT-432-L741F	4 LAMP, 2'X4' LENSED TROFFER, PRISMATIC LENS, NEMA PREMIUM T8 UNV ELECTRONIC BALLAST W/741 LAMPS & FLEX	080083622047	27.1	1	28	•	•	•	•	MX
24GR4840D	2X4 A LENS LED TROFFER 4800 LUMEN 4000K 0 -10V DIM	080083755417	27.1	1	28	•	•	•	•	MX

Striplights




APS-NS Series

	2'									
APS-NS117	1 LAMP, 24" NARROW STRIPLIGHT, NEMA PREMIUM T8 UNV ELECTRONIC BALLAST	080083622313	2.975	1	168	•	•	•	•	MX
	4'									
APS-NS132	1 LAMP, 48" NARROW STRIPLIGHT, NEMA PREMIUM T8 UNV ELECTRONIC BALLAST	080083622351	3.266	1	336	•	•	•	•	MX
APS-NS232	2 LAMP, 48" NARROW STRIPLIGHT, NEMA PREMIUM T8 UNV ELECTRONIC BALLAST	080083622382	4.44	1	336	•	•	•	•	MX
	8'									
APS-8NS232	4 LAMP, 96" NARROW STRIPLIGHT, NEMA PREMIUM T8 UNV ELECTRONIC BALLAST	080083622399	11.4	1	126	•	•	•	•	MX

CATALOG NUMBER	DESCRIPTION	UPC CODE	WEIGHT	CASE QTY	PALLET QTY	IL	NJ	TX	CA	GA	COO
APS-WS Series											
 4' APS-WS232	2 LAMP, 48" WIDE STRIPLIGHT, NEMA PREMIUM T8 UNV ELECTRONIC BALLAST	080083622412	5.55	1	90	•	•	•	•		MX
 8' APS-8WS232	4 LAMP, 96" WIDE STRIPLIGHT, NEMA PREMIUM T8 UNV ELECTRONIC BALLAST	080083622405	11.4	1	72	•	•	•	•		MX
SLSTP Series											
	2' 2SLSTP1040DD-120V	2' LINEAR LED STRIPLIGHT, 1000 LUMEN, 4000K, 120V TRIAC DIMMABLE	080083705771	6.136	2	144			•	•	CN
	2SLSTP2040DD-120V	2' LINEAR LED STRIPLIGHT, 2000 LUMEN, 4000K, 120V TRIAC DIMMABLE	080083705788	4.7	2	144	•	•	•	•	CN
	4' 4SLSTP2040DD-120V	4' LINEAR LED STRIPLIGHT, 2000 LUMEN, 4000K, 120V TRIAC DIMMABLE	080083705795	4.76	2	80			•	•	CN
	4SLSTP2040DD-UNV	4' LINEAR LED STRIPLIGHT, 2000 LUMEN, 4000K, UNV, 0 TO 10V DIMMABLE	080083705818	4.76	2	80	•	•	•	•	CN
	4SLSTP4040DD-120V	4' LINEAR LED STRIPLIGHT, 4000 LUMEN, 4000K, 120V TRIAC DIMMABLE	080083705801	4.76	2	80	•	•	•	•	CN
	4SLSTP4040DD-UNV	4' LINEAR LED STRIPLIGHT, 4000 LUMEN, 4000K, UNV, 0 TO 10V DIMMABLE	080083705825	4.76	2	72	•	•	•	•	 CN
	4SLSTP4035DD-UNV	4' LINEAR LED STRIPLIGHT, 4000 LUMEN, 3500K, UNV, 0 TO 10V DIMMABLE	080083807765	4.76	2	80			•	•	 CN
	4SLSTP5540DD-UNV	4' LINEAR LED STRIPLIGHT, 5000 LUMEN, 4000K, UNV, 0 TO 10V DIMMABLE	080083807789	4.76	2	80			•	•	 CN
	8SLSTP11040DD-UNV	8' LINEAR LED STRIPLIGHT, 10000 LUMEN, 4000K, UNV, 0 TO 10V DIMMABLE	080083807680	9.5	2	70			•	•	 CN
	8SLSTP8040DD-UNV	8' LINEAR LED STRIPLIGHT, 8000 LUMEN, 4000K, UNV, 0 TO 10V DIMMABLE	080083814787	10.1	2	70			•	•	 CN
8SL8040	8' LINEAR LED STRIPLIGHT, 8000 LUMEN, 4000K, 0-10V CONTINUOUS DIMMING	080083807925	20.535	2	80			•	•	CN	
ST Single											
ST Single Lens											
2ST1L1040R	2' LINEAR LED STRIPLIGHT, SINGLE LENS, 1100 LUMEN, 4000K, UNV NO-DIM	080083838165	0.75	6	288	•	•	•	•		 CN
4ST1L2040R	4' LINEAR LED STRIPLIGHT, SINGLE LENS, 2200 LUMEN, 4000K, UNV NO-DIM	080083838189	1.17	6	252	•	•	•	•		 CN
ST Dual											
ST Dual Lens											
2ST2L2040R	2' LINEAR LED STRIPLIGHT, DUAL LENS, 2200 LUMEN, 4000K, UNV NO-DIM	080083838172	1.07	6	180	•	•	•	•		 CN
4ST2L4040R	4' LINEAR LED STRIPLIGHT, DUAL LENS, 4200 LUMEN, 4000K, UNV NO-DIM	080083838196	1.95	6	150	•	•	•	•		 CN
8ST2L8040R	8' LINEAR LED STRIPLIGHT, DUAL LENS, 8200 LUMEN, 4000K, UNV NO-DIM	080083838202	9.5	6	150	•	•	•	•		 CN
2ST2L2050R	2 FT DUAL LENS LED STRIPLIGHT, 5000K CCT, 2300 LUMENS	080083890583	2.2	6	180				•		 CN
4ST2L4050R	4 FT DUAL LENS LED STRIPLIGHT, 5000K CCT, 4790 LUMENS	080083890620	3.31	6	150				•		 CN
8ST2L8050R	8 FT. DUAL LENS LED STRIPLIGHT, 5000K CCT, 9,412 LUMENS	080083890644	6.17	6	150				•		 CN
Vapor Tite											
APHDVT Series											
 2 Lamp APHDVT-232	2 LAMP, 48" HEAVY DUTY VAPORTITE, NEMA PREMIUM T8 UNV ELECTRONIC BALLAST	080083623563	9.925	1	35						MX

CATALOG NUMBER	DESCRIPTION	UPC CODE	WEIGHT	QTY	CASE PALLET					COO	
					QTY	IL	NJ	TX	CA		GA
Flushmount											
FMLED Series											
	9"										
	FM9WRCCR	FM 9 IN. WHITE ROUND INTEGRATED LED FLUSH MOUNT LIGHT WITH SELECTABLE COLOR TEMPERATURE (3000K, 4000K, 5000K)	080083845392	5.89	8	96				• •	 CN
	FM9WSCCR	9" FLUSHMOUNT CCT SELECTABLE, SQUARE LENS	080083845439	1.65	8	96				• •	 CN
	11"										
	FM11WRCCR	FM 11 IN. WHITE ROUND INTEGRATED LED FLUSH MOUNT LIGHT WITH SELECTABLE COLOR TEMPERATURE (3000K, 4000K, 5000K)	080083840151	2.9	4	72				• •	 CN
	FM11WSCCR	11" FLUSHMOUNT CCT SELECTABLE, SQUARE LENS	080083840113	2.9	4	72				• •	 CN
	15"										
	FM15WRCCR	FM 15 IN. WHITE ROUND INTEGRATED LED FLUSH MOUNT LIGHT WITH SELECTABLE COLOR TEMPERATURE (3000K, 4000K, 5000K)	080083845378	3.8	4	32				• •	 CN
	FM15WSCCR	15" FLUSHMOUNT CCT SELECTABLE, SQUARE LENS,	080083840137	3.3	4	32				• •	 CN
	19"										
	FM19WRCCR	FM 19 IN. WHITE ROUND INTEGRATED LED FLUSH MOUNT LIGHT WITH SELECTABLE COLOR TEMPERATURE (3000K, 4000K, 5000K)	080083845415	4.9	2	24				• • • •	 CN
	FM19WSCCR	19" FLUSHMOUNT CCT SELECTABLE, SQUARE LENS	080083858620	4.9	2	24				• • • •	 CN


Recessed Static
GR LED Series

2'x2'											
22GR3240D	2X2 A LENS LED TROFFER 3200 LUMEN 4000K 0 -10V DIM	080083755479	13	1	48					• • • •	 MX
2'x4'											
24GR6440D	2X4 A LENS LED TROFFER 6400 LUMEN 4000K 0 -10V DIM	080083755431	27.1	1	28					• • • •	 MX
24GR4240D	2X4 A LENS LED TROFFER 4200 LUMEN 4000K 0 -10V DIM	080083755370	27.1	1	28					• • • •	 MX
24GR4235D	2X4 A LENS LED TROFFER 4200 LUMEN 3500K 0 -10V DIM	080083755363	27.1	1	28					• • • •	MX

Lumark Outdoor

Wall Mount

Axcent Small LED




Full Cutoff

AXCS1A	AXCENT SMALL WALL PACK, 14W, 4000K, 120-277V, FULL CUTOFF	080083887965	6.2	6	96	• • • • •		US
AXCS2A	AXCENT SMALL WALL PACK, 21W, 4000K, 120-277V, FULL CUTOFF	080083887989	6.2	6	96	• • • • •		US
AXCS3A	AXCENT SMALL WALL PACK, 27W, 4000K, 120-277V, FULL CUTOFF	080083888009	6.2	6	96	• • • • •		US
AXCS4A	AXCENT SMALL WALL PACK, 44W, 4000K, 120-277V, FULL CUTOFF	080083888023	6.2	6	96	• • • • •		US
AXCS5A	AXCENT SMALL WALL PACK, 52W, 4000K, 120-277V, FULL CUTOFF	080083888047	6.2	6	96	• • • • •		US



Refractive Lens





AXCS1ARL	AXCENT SMALL WALL PACK, 14W, 4000K, 120-277V, RL LENS	080083887972	6.2	6	96	• • • • •		US
AXCS2ARL	AXCENT SMALL WALL PACK, 21W, 4000K, 120-277V, RL LENS	080083887996	6.2	6	96	• • • • •		US
AXCS3ARL	AXCENT SMALL WALL PACK, 27W, 4000K, 120-277V, RL LENS	080083888016	6.2	6	96	• • • • •		US
AXCS4ARL	AXCENT SMALL WALL PACK, 44W, 4000K, 120-277V, RL LENS	080083888030	6.2	6	96	• • • • •		US
AXCS5ARL	AXCENT SMALL WALL PACK, 52W, 4000K, 120-277V, RL LENS	080083888054	6.2	6	96	• • • • •		US




Axcent Large LED







Full Cutoff






AXCL12A	AXCENT LARGE WALL PACK, 123W, 4000K, 120-277V, FULL CUTOFF	080083811625	12.5	1	45	• • • • •		US
AXCL6A	AXCENT LARGE WALL PACK, 56W, 4000K, 120-277V, FULL CUTOFF	080083811564	12.5	1	45	• • • • •		US
AXCL10A	AXCENT LARGE WALL PACK, 102W, 4000K, 120-277V, FULL CUTOFF	080083811601	12.5	1	45	• • • • •		US
AXCL10A-347	AXCENT LARGE WALL PACK, 102W, 4000K, 347V, FULL CUTOFF	080083811762	12.5	1	45	• • • • •		US
AXCL12A-347	AXCENT LARGE WALL PACK, 123W, 4000K, 347V, FULL CUTOFF	080083811786	12.5	1	45	• • • • •		US
AXCL6A-347	AXCENT LARGE WALL PACK, 56W, 4000K, 347V, FULL CUTOFF	080083811724	12.5	1	45	• • • • •		US
AXCL8A	AXCENT LARGE WALL PACK, 72W, 4000K, 120-277V, FULL CUTOFF	080083811588	12.5	1	45	• • • • •		US
AXCL8A-347	AXCENT LARGE WALL PACK, 72W, 4000K, 347V, FULL CUTOFF	080083811748	12.5	1	45	• • • • •		US

Refractive Lens

AXCL12ARL	AXCENT LARGE WALL PACK, 123W, 4000K, 120-277V, RL LENS	080083811700	12.5	1	45	• • • • •		US
AXCL10ARL	AXCENT LARGE WALL PACK, 102W, 4000K, 120-277V, RL LENS	080083811687	12.5	1	45	• • • • •		US
AXCL10ARL-347	AXCENT LARGE WALL PACK, 102W, 4000K, 347V, RL LENS	080083811847	12.5	1	45	• • • • •		US
AXCL12ARL-347	AXCENT LARGE WALL PACK, 123W, 4000K, 347V, RL LENS	080083811861	12.5	1	45	• • • • •		US
AXCL6ARL	AXCENT LARGE WALL PACK, 56W, 4000K, 120-277V, RL LENS	080083811649	12.5	1	45	• • • • •		US
AXCL6ARL-347	AXCENT LARGE WALL PACK, 56W, 4000K, 347V, RL LENS	080083811809	12.5	1	45	• • • • •		US
AXCL8ARL	AXCENT LARGE WALL PACK, 72W, 4000K, 120-277V, RL LENS	080083811663	12.5	1	45	• • • • •		US
AXCL8ARL-347	AXCENT LARGE WALL PACK, 72W, 4000K, 347V, RL LENS	080083811823	12.5	1	45	• • • • •		US

CATALOG NUMBER	DESCRIPTION	UPC CODE	WEIGHT	CASE PALLET							COO
				QTY	QTY	IL	NJ	TX	CA	GA	
LED Square Wall Pack											
WPSQLED											
WPSQLED-100-UNV	LED SQUARE WALL PACK, 101W, 4000K, 120-277V	080083805709	9.94	1	16						CN
WPSQLED-100-UNV-7050	LED SQUARE WALL PACK, 101W, 5000K, 120-277V	080083805761	9.94	1	16						CN
WPSQLED-100-UNV-PC	LED SQUARE WALL PACK, 101W, 4000K, 120-277V, PC	080083805945	9.94	1	16						CN
WPSQLED-65-UNV	LED SQUARE WALL PACK, 64W, 4000K, 120-277V	080083805662	9.94	1	16						CN
WPSQLED-65-UNV-7050	LED SQUARE WALL PACK, 64W, 5000K, 120-277V	080083805723	9.94	1	16						CN
WPSQLED-65-UNV-PC	LED SQUARE WALL PACK, 64W, 4000K, 120-277V, PC	080083805907	9.94	1	16						CN
WPSQLED-75-UNV	LED SQUARE WALL PACK, 75W, 4000K, 120-277V	080083805686	9.94	1	16						CN
WPSQLED-75-UNV-7050	LED SQUARE WALL PACK, 75W, 5000K, 120-277V	080083805747	9.94	1	16						CN
WPSQLED-75-UNV-PC	LED SQUARE WALL PACK, 75W, 4000K, 120-277V, PC	080083805921	9.94	1	16						CN
WP LED Wall Pack											
WPLLED											
	WAL-PAK, LED, 82W, 10,264 LUMENS, 120-277V, 4000K, STANDARD BRONZE, BOROSILICATE LENS	080083776405	22.15	1	18						CN
WPLLED-100-GL-UNV-7050	WAL-PAK, LED, 82W, 10,424 LUMENS, 120-277V, 5000K, STANDARD BRONZE, BOROSILICATE LENS	080083776481	22.15	1	24						CN
WPLLED-100-GL-UNV-PC	WAL-PAK, LED, 82W, 10,264 LUMENS, 120-277V, 4000K, STANDARD BRONZE, BOROSILICATE LENS, 120-277V PC	080083776566	22.15	1	18						CN
WPLLED-125-GL-UNV	WAL-PAK, LED, 122W, 15,143 LUMENS, 120-277V, 4000K, STANDARD BRONZE, BOROSILICATE LENS	080083776429	22.15	1	18						CN
WPLLED-125-GL-UNV-7050	WAL-PAK, LED, 122W, 15,379 LUMENS, 120-277V, 5000K, STANDARD BRONZE, BOROSILICATE LENS	080083776504	22.15	1	18						CN
WPLLED-125-GL-UNV-PC	WAL-PAK, LED, 122W, 15,379 LUMENS, 120-277V, 5000K, PC	080083776580	22.15	1	18						CN
WPMLLED											
	WAL-PAK, LED, 76W, 8,683 LUMENS, 120-277V, 4000K, STANDARD BRONZE, BOROSILICATE LENS	080083776382	16.2	1	72						CN
WPMLLED-75-GL-UNV-PC	WAL-PAK, LED, 76W, 8,683 LUMENS, 120-277V, 4000K, STANDARD BRONZE, BOROSILICATE LENS, 120-277V PC	080083776542	16.2	1	36						CN
WPMLLED-75-GL-UNV-7050	WAL-PAK, LED, 76W, 8,818 LUMENS, 120-277V, 5000K, STANDARD BRONZE, BOROSILICATE LENS	080083776467	16.2	1	48						CN
WGM/WLPAK	WAL-PAK, LED MEDIUM WIRE GUARD (WPM)	080083777761	1.85	12	216						CN
WPSLED											
	WAL-PAK, LED, 27W, 3,382 LUMENS, 120-277V, 4000K, STANDARD BRONZE, BOROSILICATE LENS	080083776368	8.5	6	48						CN
WPSLED-30-GL-UNV-7050	WAL-PAK, LED, 27W, 3,435 LUMENS, 120-277V, 5000K, STANDARD BRONZE, BOROSILICATE LENS	080083776443	7.3	6	36						CN
WPSLED-30-GL-UNV-PC	WAL-PAK, LED, 27W, 3,435 LUMENS, 120-277V, 5000K, BRONZE, BOROSILICATE LENS, PC	080083776528	9.45	6	48						CN
VSS/WLPAK	WAL-PAK, LED SMALL VISOR (WPS)	080083776627	0.1	1	24						CN


CATALOG NUMBER	DESCRIPTION	UPC CODE	WEIGHT	CASE PALLET					COO			
				QTY	QTY	IL	NJ	TX		CA	GA	
Crosstour MAXX LED												
	Full Cutoff - LED											
XTOR8B	CROSSTOUR MAXX, LED 81W, WALL MOUNT, FULL CUTOFF DOOR, 5000K, 120-277V, CARBON BRONZE	080083774814	11.45	2	54	•	•	•	•	•	 MX	
XTOR8B-PMA	CROSSTOUR MAXX, LED 81W, WALL MOUNT, FULL CUTOFF DOOR, POLE MOUNT ARM, 5000K, 120-277V, CARBON BRONZE	080083775118	11.45	2	54					•	MX	
XTOR8B-PC2	CROSSTOUR MAXX, LED 81W, WALL MOUNT, FULL CUTOFF DOOR, 5000K, 208-277V PC, 120-277V, CARBON BRONZE	080083775200	11.45	2	72					•	MX	
XTOR8B-PC1	CROSSTOUR MAXX, LED 81W, WALL MOUNT, FULL CUTOFF DOOR, 5000K, 120-277V, CARBON BRONZE, 120V PC	080083774869	11.45	2	54					•	•	MX
XTOR6B	CROSSTOUR MAXX, LED 58W, WALL MOUNT, FULL CUTOFF DOOR, 5000K, 120-277V, CARBON BRONZE	080083774807	11.45	2	72	•	•	•	•	•	 MX	
XTOR6B-PC2	CROSSTOUR MAXX, LED 58W, WALL MOUNT, FULL CUTOFF DOOR, 5000K, 208-277V PC, 120-277V, CARBON BRONZE	080083775187	11.45	2	54					•	MX	
XTOR6B-PMA	CROSSTOUR MAXX, LED 58W, WALL MOUNT, FULL CUTOFF DOOR, POLE MOUNT ARM, 5000K, 120-277V, CARBON BRONZE	080083775149	11.45	2	54					•	MX	
XTOR6B-W	CROSSTOUR MAXX, LED 58W, WALL MOUNT, FULL CUTOFF DOOR, 4000K, 120-277V, CARBON BRONZE	080083775071	11.45	2	54			•		•	MX	
XTOR6B-WT	CROSSTOUR MAXX, LED 58W, WALL MOUNT, FULL CUTOFF DOOR, 5000K, 120-277V, SUMMIT WHITE	080083775132	11.45	2	54	•				•	MX	
XTOR12B	CROSSTOUR MAXX, LED 102W, WALL MOUNT, FULL CUTOFF DOOR, 5000K, 120-277V, CARBON BRONZE	080083779574	11.45	2	54	•	•	•		•	MX	
XTOR12B-PC1	CROSSTOUR MAXX, LED 102W, WALL MOUNT, FULL CUTOFF DOOR, 5000K, 120-277V, CARBON BRONZE, 120V PC	080083779529	11.45	2	54						MX	
	Refractive Lens - LED											
XTOR8BRL	CROSSTOUR MAXX, LED 81W, WALL MOUNT, REFRACTIVE LENS, 5000K, 120-277V, CARBON BRONZE	080083774852	11.45	2	54	•	•	•	•	•	 MX	
XTOR8BRL-PC1	CROSSTOUR MAXX, LED 81W, WALL MOUNT, REFRACTIVE LENS, 5000K, 120-277V, CARBON BRONZE, 120V PC	080083774876	11.45	2	54	•				•	MX	
XTOR6BRL-PC1	CROSSTOUR MAXX, LED 58W, WALL MOUNT, REFRACTIVE LENS, 5000K, 120-277V, CARBON BRONZE, 120V PC	080083774838	11.45	2	54		•	•		•	MX	
XTOR8BRL-PMA	CROSSTOUR MAXX, LED 81W, WALL MOUNT, REFRACTIVE LENS, POLE MOUNT ARM, 5000K, 120-277V, CARBON BRONZE	080083775125	11.45	2	54					•	MX	
XTOR8BRL-PC2	CROSSTOUR MAXX, LED 81W, WALL MOUNT, REFRACTIVE LENS, 5000K, 120-277V, CARBON BRONZE, 208-277V PC	080083775088	11.45	2	48					•	MX	
XTOR6BRL	CROSSTOUR MAXX, LED 58W, WALL MOUNT, REFRACTIVE LENS, 5000K, 120-277V, CARBON BRONZE	080083774821	11.45	2	54	•	•	•	•	•	 MX	
XTOR6BRL-PC2	CROSSTOUR MAXX, LED 58W, WALL MOUNT, REFRACTIVE LENS, 5000K, 120-277V, CARBON BRONZE, 208-277V PC	080083775156	11.45	2	54					•	MX	
XTOR6BRL-PMA	CROSSTOUR MAXX, LED 58W, WALL MOUNT, REFRACTIVE LENS, POLE MOUNT ARM, 5000K, 120-277V, CARBON BRONZE	080083775170	11.45	2	54					•	MX	
XTOR6BRL-W	CROSSTOUR MAXX, LED 58W, WALL MOUNT, REFRACTIVE LENS, 4000K, 120-277V, CARBON BRONZE	080083775163	11.45	2	54	•		•		•	MX	
XTOR12BRL	CROSSTOUR MAXX, LED 102W, WALL MOUNT, REFRACTIVE LENS, 5000K, 120-277V, CARBON BRONZE	080083779581	11.45	2	54	•	•	•	•	•	MX	
XTOR6BRL-WT	CROSSTOUR MAXX, LED 58W, WALL MOUNT, REFRACTIVE LENS, 5000K, 120-277V, SUMMIT WHITE	080083775194	11.45	2	54	•				•	MX	
Crosstour MAXX LED Accessory												
WG-XTORMX	CROSSTOUR MAXX LED WIRE GUARD	080083665334	1.938	1	60					•	US	
EWP/XTORMX	CROSSTOUR MAXX WALL PLATE, CARBON BRONZE	080083700592	10	1	120					•	US	
EWP/XTORMX-WT	CROSSTOUR MAXX WALL PLATE, SUMMIT WHITE	080083700608	10	1	120					•	US	

CATALOG NUMBER	DESCRIPTION	UPC CODE	WEIGHT	CASE PALLET					COO	
				QTY	QTY	IL	NJ	TX		CA
Crosstour - LED										
	Full Cutoff - LED									
XTOR2B-PC1	CROSSTOUR, LED, 18W, SMALL HOUSING, FULL CUTOFF, 5000K, 120-277V, CARBON BRONZE, 120V PC	080083778249	3.689	1	840	•	•	•	•	MX
XTOR2B-W	CROSSTOUR, LED, 18W, SMALL HOUSING, FULL CUTOFF, 4000K, 120-277V, CARBON BRONZE	080083778256	3.689	6	270	•	•	•	•	MX
XTOR2B-WT	CROSSTOUR, LED, 18W, SMALL HOUSING, FULL CUTOFF, 5000K, 120-277V, SUMMIT WHITE	080083778379	3.689	6	270				•	MX
XTOR4B	CROSSTOUR, LED, 38W, MEDIUM HOUSING, FULL CUTOFF, 5000K, 120-277V, CARBON BRONZE	080083778003	5.31	6	216	•	•	•	•	 MX
XTOR4B-PC1	CROSSTOUR, LED, 38W, MEDIUM HOUSING, FULL CUTOFF, 5000K, 120-277V, CARBON BRONZE, 120V PC	080083778034	5.31	6	180	•			•	MX
XTOR1B	CROSSTOUR, LED, 12W, SMALL HOUSING, FULL CUTOFF, 5000K, 120-277V, CARBON BRONZE	080083777969	3.574	6	324	•	•	•	•	 MX
XTOR1B-PC1	CROSSTOUR, LED, 12W, SMALL HOUSING, FULL CUTOFF, 5000K, 120-277V, CARBON BRONZE, 120V PC	080083777990	3.574	6	240				•	MX
XTOR1B-W	CROSSTOUR, LED, 12W, SMALL HOUSING, FULL CUTOFF, 4000K, 120-277V, CARBON BRONZE	080083777983	3.574	6	240	•		•	•	MX
XTOR1B-WT	CROSSTOUR, LED, 12W, SMALL HOUSING, FULL CUTOFF, 5000K, 120-277V, SUMMIT WHITE	080083777976	3.574	6	240				•	MX
XTOR2B	CROSSTOUR, LED, 18W, SMALL HOUSING, FULL CUTOFF, 5000K, 120-277V, CARBON BRONZE	080083778225	3.689	6	270	•	•	•	•	 MX
XTOR3B	CROSSTOUR, LED, 26W, SMALL HOUSING, FULL CUTOFF, 5000K, 120-277V, CARBON BRONZE	080083778041	3.73	6	270	•	•	•	•	 MX
XTOR3B-PC1	CROSSTOUR, LED, 26W, SMALL HOUSING, FULL CUTOFF, 5000K, 120-277V, CARBON BRONZE, 120V PC	080083778072	3.66	6	324	•	•		•	MX
XTOR3B-W	CROSSTOUR, LED, 26W, SMALL HOUSING, FULL CUTOFF, 4000K, 120-277V, CARBON BRONZE	080083778058	3.66	6	270	•	•	•	•	MX
XTOR3B-WT	CROSSTOUR, LED, 26W, SMALL HOUSING, FULL CUTOFF, 5000K, 120-277V, CARBON SUMMIT WHITE	080083778065	3.7	6	270				•	MX
XTOR4B-W	CROSSTOUR MAXX, LED 38W, WALL MOUNT, FULL CUTOFF DOOR, 4000K, 120-277V, CARBON BRONZE	080083778027	5.31	6	180				•	MX
XTOR4B-WT	CROSSTOUR MAXX, LED 38W, WALL MOUNT, FULL CUTOFF DOOR, 5000K, 120-277V, SUMMIT WHITE	080083778010	3.66	6	270				•	MX


Crosstour LED Accessory

WG/XTOR	WIRE GUARD FOR CROSSTOUR	080083607402	1.75	15	120				•	US
EWP/XTOR	CROSSTOUR WALL PLATE, CARBON BRONZE	080083700578	4	1	117				•	US
EWP/XTOR-WT	CROSSTOUR WALL PLATE, SUMMIT WHITE	080083700585	4	1	117				•	US


Wal-Pak

	Refractive Lens - LED									
WPL4B	WAL-PAK, LED, 32W, 4199 LUMENS, 120-277V, 5000K, STANDARD BRONZE, REFRACTIVE LENS	080083751365	12.892	1	24				•	US
WPL3B	WAL-PAK, LED, 27W, 3,333 LUMENS, 120-277V, 5000K, STANDARD BRONZE, REFRACTIVE LENS	080083751372	12.892	1	18				•	US
LDWP-GL-6B-ED-7040	WAL-PAK, LED, 46W, 5828 LUMENS, 120-277V, 4000K, STANDARD BRONZE, REFRACTIVE LENS	080083768462	24	1	24					US

Refractive Lens - High Pressure Sodium

										
WPS25	WAL-PAK 250W HPS MULTI-TAP BOROSILICATE GLASS WALL MOUNT, W/LAMP BRONZE, HINGED REMOVABLE DOOR	080083541225	9.623	1	24					MX
WPS40	WAL-PAK 400W HPS MULTI-TAP BOROSILICATE GLASS WALL MOUNT, W/LAMP BRONZE, HINGED REMOVABLE DOOR	080083541232	10.898	1	24					MX

Full Cutoff - LED

										
WPL3BC	WAL-PAK, 27W, 120-277V, FULL CUTOFF, BRONZE, 5000K, WALL MOUNT	080083751396	12.892	1	24				•	US
WPL4BC	WAL-PAK, 32W, 120-277V, FULL CUTOFF, BRONZE, 5000K, WALL MOUNT	080083751389	12.892	1	16				•	US
WPL6BC	WAL-PAK, 46W, 120-277V, FULL CUTOFF, BRONZE, 5000K, WALL MOUNT	080083751419	12.892	1	24				•	US


Wal-Pak Accessory

WG/WPGL	WAL-PAK BOROSILICATE GLASS DOOR WIRE GUARD	080083545674	1.679	1	63				•	TW
---------	--------------------------------------------	--------------	-------	---	----	--	--	--	---	----

Floodlight


CATALOG NUMBER	DESCRIPTION	UPC CODE	WEIGHT	CASE QTY	PALLET					COO
					QTY	IL	NJ	TX	CA	


Night Falcon LED Floodlight


Small Knuckle Mount											
	NFFLD-S-C15-KNC-UNV	NIGHT FALCON SMALL, 52W, 4000K, 120-277V, 6X6, KNUCKLE, CARBON BRONZE	080083760268	4.9	1	27				•	MX
	NFFLD-S-C70-KNC-UNV	NIGHT FALCON SMALL, 20W, 4000K, 120-277V, 6X6, KNUCKLE, CARBON BRONZE	080083760282	13.34	1	48				•	MX
	NFFLD-S-C15-KNC-UNV-PC2	NIGHT FALCON SMALL, 52W, 4000K, 120-277V, 6X6, KNUCKLE, CARBON BRONZE, 208-277V PHOTOCONTROL	080083788170	13.34	1	48				•	MX
	NFFLD-S-C70-KNC-UNV-PC2	NIGHT FALCON SMALL, 20W, 4000K, 120-277V, 6X6, KNUCKLE, CARBON BRONZE, 208-277V PHOTOCONTROL	080083788194	13.34	1	48				•	MX
	NFFLD-S-C70-KNC-UNV-PC1	NIGHT FALCON SMALL, 20W, 4000K, 120-277V, 6X6, KNUCKLE, CARBON BRONZE, 120V-277V PHOTOCONTROL	080083760350	13.34	1	48				•	MX
	NFFLD-S-C15-KNC-UNV-PC1	NIGHT FALCON SMALL, 52W, 4000K, 120-277V, 6X6, KNUCKLE, CARBON BRONZE, 120-277V PHOTOCONTROL	080083760329	13.34	1	48				•	MX

Small Trunnion Mount											
	NFFLD-S-C70-T-UNV	NIGHT FALCON SMALL, 20W, 4000K, 120-277V, 6X6, TRUNNION, CARBON BRONZE	080083760299	25	1	48				•	US
	NFFLD-S-C15-T-UNV	NIGHT FALCON SMALL, 52W, 4000K, 120-277V, 6X6, TRUNNION, CARBON BRONZE	080083760275	13.34	1	36				•	MX
	NFFLD-S-C15-T-UNV-PC2	NIGHT FALCON SMALL, 52W, 4000K, 120-277V, 6X6, TRUNNION, CARBON BRONZE, 208-277V PHOTOCONTROL	080083788200	13.34	1	48				•	MX
	NFFLD-S-C70-T-UNV-PC2	NIGHT FALCON SMALL, 20W, 4000K, 120-277V, 6X6, TRUNNION, CARBON BRONZE, 208-277V PHOTOCONTROL	080083788187	13.34	1	48				•	MX
	NFFLD-S-C15-T-UNV-PC1	NIGHT FALCON SMALL, 52W, 4000K, 120-277V, 6X6, TRUNNION, CARBON BRONZE, 120-277V PHOTOCONTROL	080083760336	13.34	1	48				•	MX

Slipfitter Mount											
	VS/NFFLD	NIGHT FALCON, LED FLOODLIGHT VANDAL SHIELD	080083747993	1	1	126				•	MX
	WG/NFFLD	NIGHT FALCON, LED FLOODLIGHT WIRE GUARD	080083748006	1	1	126				•	MX
	TS2/NFFLD-CB	NIGHT FALCON, LED FLOODLIGHT TOP AND SIDE VISOR, CARBON BRONZE	080083736270	2.1	1	72				•	MX
	NFFLD-C40-S	NIGHT FALCON, 129W, 4000K, 120-277V, 6X6, SLIPFITTER, CARBON BRONZE	080083801206	19.75	1	20	•	•	•	•	MX
	NFFLD-C25-S	NIGHT FALCON, 85W, 4000K, 120-277V, 6X6, SLIPFITTER, CARBON BRONZE	080083801244	19.752	1	20	•	•	•	•	MX


Trunnion Mount											
	NFFLD-C40-T	NIGHT FALCON, 129W, 4000K, 120-277V, 6X6, TRUNNION, CARBON BRONZE	080083801183	19.75	1	20	•	•	•	•	MX
	NFFLD-C25-T	NIGHT FALCON, 85W, 4000K, 120-277V, TRUNNION, CARBON BRONZE	080083801220	19.752	1	24	•	•	•	•	MX














Large Slipfitter Mount											
	NFFLD-L-C100-S	NIGHT FALCON LARGE, 252W, 4000K, 120-277V, 6X6, SLIPFITTER, CARBON BRONZE	080083800889	48.5	1	6	•	•	•	•	MX

Large Trunnion Mount											
	NFFLD-L-C100-T	NIGHT FALCON LARGE, 252W, 4000K, 120-277V, 6X6, TRUNNION, CARBON BRONZE	080083800902	48.5	1	6	•	•	•	•	MX

Crosstour Floodlight

Knuckle Mount											
	XTORFLD-KNC	CROSSTOUR, KNUCKLE FLOODLIGHT KIT CARBON BRONZE, INCLUDES 1/2" KNUCKLE PLATE, SMALL AND LARGE VISOR AND IMPACT SHIELD. CROSSTOUR LUMINAIRE SOLD SEPARATELY.	080083619115	1.352	12	576	•	•	•	•	CN

Trunnion Mount											
	XTORFLD-TRN	CROSSTOUR, TRUNNION FLOODLIGHT KIT CARBON BRONZE, INCLUDES TRUNNION BRACKET, SMALL AND LARGE VISOR AND IMPACT SHIELD. CROSSTOUR LUMINAIRE SOLD SEPARATELY.	080083619153	1.968	4	576	•	•	•	•	CN

CATALOG NUMBER	DESCRIPTION	UPC CODE	WEIGHT	CASE PALLET						COO
				QTY	QTY	IL	NJ	TX	CA	
	ARM, BRONZE, DIMMING AND OCCUPANCY SENSOR									
PRVS-A25-UNV-T4	PREVAIL LED AREA/SITE, 87W, 10,200 LUMENS, T4, 4000K, 120-277V, STANDARD MOUNTING ARM, BRONZE, TYPE 4	080083753482	18.55	1	16					US
PRVS-A40-UNV-T3	PREVAIL LED AREA/SITE, 143W, 15,100 LUMENS, T3, 4000K, 120-277V, STANDARD MOUNTING ARM, BRONZE	080083746231	15	1	16					US
PRVS-A40-UNV-T3-MSP/DIM-L30	PREVAIL LED AREA/SITE, 143W, 15,100 LUMENS, T3, 4000K, 120-277V, STANDARD MOUNTING ARM, BRONZE, DIMMING AND OCCUPANCY CENTER	080083745739	15	1	16				●	US
PRVS-A60-UNV-T3	PREVAIL LED AREA/SITE, 163W, 18,992 LUMENS, T3, 4000K, 120-277V, STANDARD MOUNTING ARM, BRONZE	080083773695	18.55	1	16				●	MX
PRVS-A60-UNV-T3-MSP/DIM-L30	PREVAIL LED AREA/SITE, 163W, 18,992 LUMENS, T3, 4000K, 120-277V, STANDARD MOUNTING ARM, BRONZE, OCCUPANCY AND DIMMING	080083773732	18.55	1	16				●	US
PRVS-A60-UNV-T4	PREVAIL LED AREA/SITE, 163W, 18,935 LUMENS, T4, 4000K, 120-277V, STANDARD MOUNTING ARM, BRONZE	080083773701	18.55	1	16					MX
PRVS-A60-UNV-T4-MSP/DIM-L30	PREVAIL LED AREA/SITE, 163W, 18,935 LUMENS, T4, 4000K, 120-277V, STANDARD MOUNTING ARM, BRONZE, DIMMING AND OCCUPANCY SENSOR	080083788163	18.55	1	16				●	MX
PRVS-C15-UNV-T3	PREVAIL LED AREA/SITE, 53W, 7,000 LUMENS, T3, 4000K, 120-277V, STANDARD MOUNTING ARM, BRONZE	080083897261	14	1	14	●	●	●	●	 MX
PRVS-C15-UNV-T3-MSP/DIM-L30	PREVAIL LED AREA/SITE, 53W, 7,000 LUMENS, T3, 4000K, 120-277V, STANDARD MOUNTING ARM, BRONZE, DIMMING AND OCCUPANCY SENSOR	080083897278	14	1	16					 MX
PRVS-C15-UNV-T4	PREVAIL LED AREA/SITE, 53W, 7,000 LUMENS, T4, 4000K, 120-277V, STANDARD MOUNTING ARM, BRONZE	080083897285	14	1	14					 MX
PRVS-C25-UNV-T3	PREVAIL LED AREA/SITE, 95W, 13,000 LUMENS, T3, 4000K, 120-277V, STANDARD MOUNTING ARM, BRONZE	080083897308	14	1	16	●	●	●	●	 MX
PRVS-C25-UNV-T3-MSP/DIM-L30	PREVAIL LED AREA/SITE, 95W, 13,000 LUMENS, T3, 4000K, 120-277V, STANDARD MOUNTING ARM, BRONZE, DIMMING AND OCCUPANCY SENSOR	080083897315	14	1	16				●	 MX
PRVS-C25-UNV-T4	PREVAIL LED AREA/SITE, 95W, 13,000 LUMENS, T4, 4000K, 120-277V, STANDARD MOUNTING ARM, BRONZE	080083897322	14	1	16					 MX
PRVS-C40-UNV-T3	PREVAIL LED AREA/SITE, 132W, 17,000 LUMENS, T3, 4000K, 120-277V, STANDARD MOUNTING ARM, BRONZE	080083897346	14	1	14	●	●	●	●	 MX
PRVS-C40-UNV-T3-MSP/DIM-L30	PREVAIL LED AREA/SITE, 132W, 17,000 LUMENS, T3, 4000K, 120-277V, STANDARD MOUNTING ARM, BRONZE, DIMMING AND OCCUPANCY SENSOR	080083897353	14	1	12					 MX
PRVS-C40-UNV-T4	PREVAIL LED AREA/SITE, 132W, 17,000 LUMENS, T4, 4000K, 120-277V, STANDARD MOUNTING ARM, BRONZE	080083897360	17.6	1	40					 MX
PRVS-C60-UNV-T3	PREVAIL LED AREA/SITE, 172W, 20,000 LUMENS, T3, 4000K, 120-277V, STANDARD MOUNTING ARM, BRONZE	080083897384	14	1	14	●	●	●	●	 MX
PRVS-C60-UNV-T3-MSP/DIM-L30	PREVAIL LED AREA/SITE, 172W, 20,000 LUMENS, T3, 4000K, 120-277V, STANDARD MOUNTING ARM, BRONZE, DIMMING AND OCCUPANCY SENSOR	080083897414	14	1	16					 MX
PRVS-C60-UNV-T4	PREVAIL LED AREA/SITE, 172W, 20,000 LUMENS, T4, 4000K, 120-277V, STANDARD MOUNTING ARM, BRONZE	080083897421	14	1	14					 MX
PRVS-C60-UNV-T4-MSP/DIM-L30	PREVAIL LED AREA/SITE, 172W, 20,000 LUMENS, T4, 4000K, 120-277V, STANDARD MOUNTING ARM, BRONZE, DIMMING AND OCCUPANCY SENSOR	080083897438	14	1	16				●	 MX

 Indicates EISA Compliant Pulse Start Products  Indicates MarketPro Product Country of Origin - as Indicated




Please reference the Cooper Lighting Stock Guide Terms and Conditions page. Pictures are a representation of product categories and may not illustrate the exact skus listed. Product information is subject to change without notice. Consult factory representative for additional information and inventory details. Visit www.cooperlighting.com for more product information.

CATALOG NUMBER	DESCRIPTION	UPC CODE	WEIGHT	CASE QTY	PALLET					COO
					QTY	IL	NJ	TX	CA	
LED										
PFPRV-1-A40-T3-20-9	PREVAIL LED AREA/SITE POLE AND FIXTURE COMBO, 143W, 15,100 LUMENS, T3, 4000K, 120-277V, STANDARD MOUNTING ARM, BRONZE, SINGLE FIXTURE, 90MPH, 20FT	080083764204	1	1	1					US
PFPRV-2-A40-T4-20	PREVAIL LED COMBO, 143W, 15,100 LUMENS, T4, 4000K, 120-277V, STANDARD MOUNTING ARM, 2 FIXTURES, 20FT MOUNTING HEIGHT, BRONZE	080083779666	1	1	1					US
PFPRV-2-A40-T4-25	PREVAIL LED COMBO, 143W, 15,100 LUMENS, T4, 4000K, 120-277V, STANDARD MOUNTING ARM, 2 FIXTURES, 25FT MOUNTING HEIGHT, BRONZE	080083788392	1	1	1					US
PFPRV-2-A40-T4-30	PREVAIL LED AREA/SITE, 143W, 15,157 LUMENS, 2 HEADS, T4, 4000K, 120-277V, STANDARD MOUNTING ARM, BRONZE, 30FT	080083803064	1	1	1					US
PFPRV-1-A25-T4-15	PREVAIL LED AREA/SITE, 87W, 10,261 LUMENS, 1 HEADS, T4, 4000K, 120-277V, STANDARD MOUNTING ARM, BRONZE, 15FT	080083803101	1	1	1					US
PFPRV-2-A60-T4-20	PREVAIL LED AREA/SITE POLE AND FIXTURE COMBO, 163W, 18,935 LUMENS, T4, 4000K, 120-277V, STANDARD MOUNTING ARM, BRONZE, TWIN FIXTURE, 80MPH, 20FT	080083812264	1	1	1					US

Caretaker LED Area Luminaire



Full-cutoff-LED

CTKRV1A-D-UNV	CARETAKER LED AREA LUMINAIRE, 50W, 120-277V, DIMMING, 5000K, PHOTOCONTROL, UNIVERSAL MOUNTING BRACKET	080083788385	7.098	3	24					MX
CTKRV2A-D-UNV	CARETAKER LED AREA LUMINAIRE, 70W, 120-277V, DIMMING, 5000K, PHOTOCONTROL, UNIVERSAL MOUNTING BRACKET	080083788378	8.8	1	30					MX
CTKRV1B	CARETAKER 29W, 4500LM, UNV, DIMMING, PHOTOCONTROL	080083865390	7.1	1	48					 CN
CTKRV2B	CARETAKER 50W, 7100LM, UNV, DIMMING, PHOTOCONTROL	080083865406	7.1	1	48					 CN
CTKRV3B	CARETAKER 71W, 9700LM, UNV, DIMMING, PHOTOCONTROL	080083865413	7.1	1	48					 CN

CATALOG NUMBER

DESCRIPTION

UPC CODE WEIGHT QTY CASE PALLET QTY IL NJ TX CA GA COO

All Pro Outdoor Security & Worklights

Area

LAL30BPCT



LED
LAL30BPCT LED AREA, 3300 LM, 5000K BZ, TWIST LOCK PC 080083803651 1 2 48  CN

AL7550LPCBZ

LED
AL7550LPCBZ LED AREA LIGHT, 3-PIN NEMA PHOTOCELL, BRONZE 080083837076 3.72 2 90   CN

Entry

LEL10WPCI

LED
LEL10WPCI LED ENTRY, 600 LM, 5000K, WH, INTEGRAL PC 080083808830 1.5 2 240  US

OPNLED

LED
OPNLED LED OPEN SIGN 080083719426 2.2 2 72  CN

Floodlight

LFS1L30BPCI




LED
LFS1L30BPCI SINGLE FLOOD, 3100 LM WITH INTEGRAL PC 080083803620 1 2 150  CN

LFO2L20BPCI

LED
LFO2L20BPCI ROUND BRONZE TWIN FLOOD, 1600 LUMENS, 5000K CCT 080083803613 1 2 180  CN

FHS303TB









LED
FHS303TB TRIPLE LED FLOOD, SELECTABLE CCT, BRONZE 080083810437 3.53 2 120  CN

FHS303TW



LED
FHS303TW TRIPLE LED FLOOD, SELECTABLE CCT, WHITE 080083810413 3.53 2 120   CN

CATALOG NUMBER	DESCRIPTION	UPC CODE	WEIGHT	CASE PALLET		COO					
				QTY	QTY	IL	NJ	TX	CA	GA	
FSL203TB											
	LED FSL203TB LARGE SINGLE LED FLOOD, SELECTABLE COLOR TEMP (3000K-5000K), BRONZE	080083809677	2.3	2	180		•		•	•	 CN
FSL203TIB											
	LED FSL203TIB LARGE SINGLE LED FLOOD, SELECTABLE CCT, PHOTOCONTROL, BRONZE	080083809691	2.3	2	288					•	 CN
FSL203TW											
	LED FSL203TW LARGE SINGLE LED FLOOD, SELECTABLE CCT, WHITE	080083809738	2.3	2	180		•		•	•	 CN
FSL203TIW											
	LED FSL203TIW SINGLE HEAD WHITE DUSK TO DAWN LED FLOOD LIGHT WITH SELECTABLE COLOR TEMPERATURE	080083809714	2.3	2	288					•	CN
FSL2030LW											
	LED FSL2030LWH LED LARGE-HEAD SECURITY FLOOD, 1950 LUMENS, 5000K DAYLIGHT, SWITCH CONTROLLED, WHITE	080083774531	0.8	2	180				•	•	CN
FSL2850LPCH											
	LED FSL2850LPCH LED LARGE-HEAD SECURITY FLOOD LIGHT WITH DUSK TO DAWN PHOTOCELL, 3100 LUMENS, 5000K DAYLIGHT, BRONZE	080083774500	1.3	2	150				•		CN
FSL303TB											
	LED FSL303TB LARGE SINGLE HIGH OUTPUT LED FLOOD, SELECTABLE CCT, BRONZE	080083809752	2.3	2	180				•		 CN
FSL303TIB											
	LED FSL303TIB LARGE SINGLE HIGH OUTPUT LED FLOOD, SELECTABLE CCT, PHOTOCONTROL, BRONZE	080083809776	2.3	2	150				•	•	 CN
FSL303TW											
	LED FSL303TW LARGE SINGLE HIGH OUTPUT LED FLOOD, SELECTABLE CCT, WHITE	080083809813	2.3	2	150				•	•	 CN

CATALOG NUMBER	DESCRIPTION	UPC CODE	WEIGHT	CASE		PALLET							COO
				QTY	QTY	IL	NJ	TX	CA	GA			
FSL303TIW													
LED FSL303TIW	SINGLE LARGE HEAD LED DUSK TO DAWN FLOOD, SELECTABLE CCT, INTEGRATED PHOTOCONTROL, WHITE	080083809790	2.3	2	288								CN
FSL503TB													
 LED FSL503TB	SECURITY FLOOD, LARGE SINGLE, 3000K, 4000K, 5000K, 5800 LUMENS, 52W, 120-277V	080083867110	3.26	2	120								 CN
FSL503TW													
 LED FSL503TW	SECURITY FLOOD, LARGE SINGLE, 3000K, 4000K, 5000K, 5800 LUMENS, 52W, 120-277V	080083867158	3.26	2	96								 CN
FSL503TIW													
 LED FSL503TIW	SECURITY FLOOD, LARGE SINGLE WITH PC, 3000K, 4000K, 5000K, 5800 LUMENS, 52W, 120-277V	080083867134	3.26	2	96								 CN
FSL503TIB													
LED FSL503TIB	SECURITY FLOOD, LARGE SINGLE WITH PC, 3000K, 4000K, 5000K, 5800 LUMENS, 52W, 120-277V	080083836062	3.26	2	120								 CN
FSS153TIB													
 LED FSS153TIB	SMALL SINGLE LED FLOOD, SELECTABLE CCT, PHOTOCONTROL, BRONZE	080083809851		2	288								 CN
FSS153TIW													
 LED FSS153TIW	SMALL SINGLE LED FLOOD, SELECTABLE CCT, PHOTOCONTROL, WHITE	080083809974		2	288								 CN
FSS1530LWH													
LED FSS1530LWH	WHITE LED SMALL-HEAD FLOOD LIGHT, 1475 LUMENS, 5000K	080083774517	0.6	2	240								CN
FSS153TB													
LED FSS153TB	SINGLE SMALL HEAD LED DUSK TO DAWN FLOOD, SELECTABLE CCT, BRONZE	080083809837		2	240								CN


CATALOG NUMBER	DESCRIPTION	UPC CODE	WEIGHT	CASE PALLET					COO	
				QTY	IL	NJ	TX	CA		GA
FSS153TW										
LED FSS153TW	SINGLE SMALL HEAD LED DUSK TO DAWN FLOOD, SELECTABLE CCT, WHITE	080083809998	2	2	336			•	•	CN
FT18VCB										
LED FT18VCB	SECURITY FLOOD, TWIN HEAD FLOODLIGHT, BRONZE, 3000K, 4000K, 5000K, 1300 LUMENS, 13W, 120V	080083837090	1.51	2	336			•	•	 CN
FT18VCIB										
LED FT18VCIB	SECURITY FLOOD, TWIN HEAD FLOODLIGHT WITH PC, BRONZE, 3000K, 4000K, 5000K, 1300 LUMENS, 13W, 120V	080083837113	1.51	2	336			•	•	 CN
FT18VCIW										
LED FT18VCIW	SECURITY FLOOD, TWIN HEAD FLOODLIGHT WITH PC, WHITE, 3000K, 4000K, 5000K, 1300 LUMENS, 13W, 120V	080083837137	1.51	2	336			•	•	 CN
FT18VCW										
LED FT18VCW	SECURITY FLOOD, TWIN HEAD FLOODLIGHT, WHITE, 3000K, 4000K, 5000K, 1300 LUMENS, 13W, 120V	080083837151	1.51	2	336			•	•	 CN
FT28VCB										
LED FT28VCB	SECURITY FLOOD, TWIN HEAD FLOODLIGHT, BRONZE, 3000K, 4000K, 5000K, 2200 LUMENS, 20W, 120V	080083837175	2.5	2	336			•	•	 CN
FT28VCIB										
LED FT28VCIB	SECURITY FLOOD, TWIN HEAD FLOODLIGHT WITH PC, BRONZE, 3000K, 4000K, 5000K, 2200 LUMENS, 20W, 120V	080083840168	2.5	2	336			•	•	 CN
FT28VCIW										
LED FT28VCIW	SECURITY FLOOD, TWIN HEAD FLOODLIGHT WITH PC, WHITE, 3000K, 4000K, 5000K, 2200 LUMENS, 20W, 120V	080083837199	2.5	2	336			•	•	 CN
FT28VCW										
LED FT28VCW	SECURITY FLOOD, TWIN HEAD FLOODLIGHT, WHITE, 3000K, 4000K, 5000K, 2200 LUMENS, 20W, 120V	080083837212	2.5	2	336			•	•	 CN

CATALOG NUMBER	DESCRIPTION	UPC CODE	WEIGHT	CASE PALLET		IL	NJ	TX	CA	GA	COO	
				QTY	QTY							
FT1850L												
	LED FT1850L TWIN LED FLOOD, 1000LM, 5000K, BRONZE	080083742295	1.59	4	180					•	•	CN
FT1850LH												
	LED FT1850LH 1000 LM LED FLOOD, 5000K BRONZE	080083774562	1.98	4	180					•	•	CN
FT1850LPC												
	LED FT1850LPC TWIN LED FLOOD, 1000LM, 5000K, PHOTOCONTROL, BRONZE	080083742318	1.3	4	180					•	•	CN
FT1850LW												
	LED FT1850LW TWIN LED FLOOD, 1000LM, 5000K, WHITE	080083742288	1.3	4	180					•	•	CN
FT2850L												
	LED FT2850L TWIN LED FLOOD, 2000LM, 5000K, BRONZE	080083757848	2.05	2	168					•	•	CN
FT2850LW												
	LED FT2850LW TWIN LED FLOOD, 2000LM, 5000K, WHITE	080083757855	2.05	2	168					•	•	CN
FTR1740L												
	LED FTR1740L LED TWIN HEAD FLOODLIGHT, 1600 LUMENS, 5000K CCT, BRONZE	080083705061	1.3	2	240					•	•	CN
	LED FTR1740LW LED TWIN HEAD FLOODLIGHT, 1600 LUMENS, 5000K CCT, WHITE	080083705078	1.3	2	150					•	•	CN
	LED FTR1740LPC LED TWIN HEAD FLOODLIGHT WITH PHOTO CONTROL, 1600 LUMENS, 5000K CCT, BRONZE	080083705108	1.3	2	240					•	•	 CN
FTS20CB												
	LED FTS20CB SMART BLUETOOTH LED FLOOD LIGHT, ADJUSTABLE CCT (3000K-5000K), BRONZE	080083810475	2.68	2	180					•	•	 CN
FTS20CW												
	LED FTS20CW SMART BLUETOOTH LED FLOOD LIGHT, ADJUSTABLE CCT (3000K-5000K), WHITE	080083810451	2.68	2	180					•	•	 CN


CATALOG NUMBER	DESCRIPTION	UPC CODE	WEIGHT	CASE		PALLET					COO	
				QTY	QTY	IL	NJ	TX	CA	GA		
Revolve™ Floodlight												
	Twin											
ETN-REV235F	REVOLVETM FLOOD, 3500K TWIN BRONZE	080083722051	4.54	2	150				•	•		CN
ETN-REV235PCW	REVOLVETM FLOOD WITH PC, 3500K TWIN WHITE	080083722068	4.54	2	150				•	•		CN
ETN-REV250F	REVOLVETM FLOOD, 5000K TWIN BRONZE	080083721993	4.54	2	150				•	•		CN
ETN-REV250FW	REVOLVETM FLOOD, 5000K TWIN WHITE	080083721986	4.54	2	150				•	•		CN
ETN-REV250PC	REVOLVETM FLOOD WITH PC, 5000K TWIN BRONZE	080083722013	4.54	2	150				•	•		CN
ETN-REV250PCW	REVOLVETM FLOOD WITH PC, 5000K TWIN WHITE	080083722006	4.54	2	150				•	•		CN
ETN-REV235FW	REVOLVETM FLOOD, 3500K TWIN WHITE	080083722044	4.54	2	150				•	•		CN
	Tri											
REV335F	REVOLVETM FLOOD, 3500K TRI BRONZE	080083721931	4.1	2	152				•	•		CN
ETN-REV335FW	REVOLVETM FLOOD, 3500K TRI WHITE	080083721924	4.1	2	152				•	•		CN
LFD2L30B												
	LED											
LFD2L30B	TWIN FLOOD, 2000 LM, 5000K BRONZE	080083803606		1	4	168				•		CN

	LED											
LFD2L30B	TWIN FLOOD, 2000 LM, 5000K BRONZE	080083803606		1	4	168				•		CN


VT100G

	Incandescent											
VT100G	100 WATT VAPOR TIGHT FLOODLIGHT	044427550113	2.6	4	320				•			CN

WP1050L



	LED											
ETN-WP1050L	1000 LUMEN LED WALL PACK, FLOOD	080083720668		2	2	240				•	•	CN

WP1850LPC










	LED											
WP1850LPC	1600 LUMEN LED WALL PACK, DUSK TO DAWN	080083720279		2	2	240				•		CN









Motion Activated

Revolve™ Motion Activated









	Twin											
REV21835MW	REVOLVETM 180□ MOTION, 3500K TWIN WHITE	080083722020	3.9	2	150				•	•		CN
REV21850MW	REVOLVETM 180□ MOTION, 5000K TWIN WHITE	080083721962	3.9	2	150				•	•		CN
REV21850M	REVOLVETM 180□ MOTION, 5000K TWIN BRONZE	080083721979	3.9	2	150				•	•		CN
ETN-REV21835M	REVOLVETM 180□ MOTION, 3500K TWIN BRONZE	080083722037	4.54	2	150				•	•		CN
	Tri											
REV32735MW	REVOLVETM 270□ MOTION, 3500K TRI WHITE	080083721900	4.1	2	128				•	•		CN

CATALOG NUMBER	DESCRIPTION	UPC CODE	WEIGHT	CASE PALLET					COO	
				QTY	QTY	IL	NJ	TX		CA
MS100PG										
 Halogen MS100PG	110 DEGREE 100W QUARTZ HALOGEN MOTION- ACTIVATED PLUG-IN SECURITY LIGHT	044427351239	2.69	2	120				• •	CN
MS180W										
 Sensor MS180W	180 DEGREE SENSOR 120V 500W MAX. WHITE	044427006337	0.6	4	980				• •	CN
MS185										
 PAR MS185	180 DEGREE 200W PAR MOTION-ACTIVATED SECURITY FLOODLIGHT, BRONZE	044427006351	1.22	2	360				• •	MY
MS185R										
 PAR MS185R	180 DEGREE 200W PAR MOTION-ACTIVATED SECURITY FLOODLIGHT WITH COVERS, BRONZE	044427006399	1.93	2	210				• •	CN
MS185RW										
 PAR MS185RW	180 DEGREE 200W PAR MOTION-ACTIVATED SECURITY FLOODLIGHT WITH COVERS, WHITE	044427006412	1.93	2	210				• •	CN
MS185W										
 PAR MS185W	180 DEGREE 200W PAR MOTION-ACTIVATED SECURITY FLOODLIGHT, WHITE	044427006375	1.22	2	350				• •	MY
MS245RW										
 PAR MS245RW	270 DEGREE 200W PAR MOTION-ACTIVATED SECURITY FLOODLIGHT WITH COVERS, WHITE	044427006573	1.93	2	180				• •	CN;MY
MS34										
 PAR MS34	110 DEGREE 300W PAR, BLACK	044427351277	0.4	6	252				• •	CN
MS34W										
 PAR MS34W	110 DEGREE 300W PAR, WHITE	044427351284	1.05	6	252				• •	CN




CATALOG NUMBER	DESCRIPTION	UPC CODE	WEIGHT	CASE PALLET					COO	
				QTY	QTY	IL	NJ	TX		CA
MST28VCW										
 LED MST28VCW	SECURITY MOTION, TWIN HEAD FLOODLIGHT, 180° PIR, WHITE, 3000K, 4000K, 5000K, 2200 LUMENS, 20W, 120V	080083837298	1.51	2	288			•	•	 CN
MST203T18B										
 LED MST203T18B	TWIN LED MOTION FLOOD, 180° PIR, SELECTABLE CCT, BRONZE	080083810161	3.25	2	150			•	•	 CN
MST203T18W										
 LED MST203T18W	TWIN LED MOTION FLOOD, 180° PIR, SELECTABLE CCT, WHITE	080083810185	3.25	2	150			•	•	 CN
MST203T27B										
LED MST203T27B	TWIN LED MOTION FLOOD, 270° PIR, SELECTABLE CCT, BRONZE	080083810246	3.25	2	150			•	•	 CN
MST20C18B										
LED MST20C18B	180-DEGREE BRONZE SMART BLUETOOTH MOTION ACTIVATED OUTDOOR INTEGRATED LED FLOOD LIGHT WITH TUNABLE COLOR TEMPERATURE	080083810512	2.68	2	150			•	•	 CN
MST20C18W										
LED MST20C18W	180-DEGREE WHITE SMART BLUETOOTH MOTION ACTIVATED LED FLOOD LIGHT WITH TUNABLE COLOR TEMPERATURE	080083810499	2.68	2	150			•	•	 CN
MST2850LW										
LED MST2850LW	TWIN LED MOTION FLOOD, 2000LM, 5000K, 180° PIR, WHITE	080083758098	2.05	2	168			•		CN





CATALOG NUMBER	DESCRIPTION	UPC CODE	WEIGHT	CASE PALLET					COO	
				QTY	QTY	IL	NJ	TX		CA
Worklight										
LED110										
	LED LED110	LED PLUG-IN WORKLIGHT	080083508945	2.1	4	128				CN
LED125										
	MIGHT-D-LIGHT, MINI LED125B LED125DS	LED COMPACT FOLDING WORKLIGHT 200-LUMEN MINI COMPACT FOLDING LED WORK LIGHT - DESERT SAND	080083730537 080083730179	0.97 0.95	6 6	180 216				CN CN
LED140										
	MIGHT-D-LIGHT LED140	LED RECHARGEABLE FOLDING WORKLIGHT, DARK GRAY	080083707195	1.75	2	120				CN
LED140C										
	MIGHT-D-LIGHT ETN-LED140C	LED RECHARGEABLE FOLDING WORKLIGHT, CAMO	080083707201	1.75	2	120				CN
LED150										
	MIGHT-D-LIGHT LED150	LED RECHARGEABLE STICKLIGHT, DARK GRAY	080083707171	0.95	4	192				CN
LED150C										
	MIGHT-D-LIGHT ETN-LED150C	LED RECHARGEABLE STICKLIGHT, CAMO	080083707188	0.95	4	192				CN
LED225										
	MIGHT-D-LIGHT LED225	MIGHT D LIGHT MINI RECHARGEABLE WORKLIGHT	080083750702	1.25	6	144				CN
WL2540LP										
	LED WL2540LP	2600 LUMEN PORTABLE LED WORKLIGHT	080083700639	3.6	4	96				CN



Dusk to Dawn

CATALOG NUMBER	DESCRIPTION	UPC CODE	WEIGHT	CASE		PALLET					COO	
				QTY	QTY	IL	NJ	TX	CA	GA		
AL3050LPCGY												
	LED AL3050LPCGY 3100 LUMEN LED AREA LIGHT WITH INTEGRATED PHOTO CONTROL, GRAY	080083709977	6.5	2	48	•	•	•	•	•	•	CN
AL3150LPCBZ												
	LED AL3150LPCBZ 3300 LUMEN LED AREA AND WALL LIGHT WITH REPLACEABLE PHOTO CONTROL, BRONZE	080083746460	1.8	2	60							CN
AL3150LPCGY												
	LED AL3150LPCGY 3300 LUMEN LED AREA LIGHT WITH REPLACEABLE PHOTO CONTROL, GRAY	080083746477	1.8	2	60	•						CN
AL4850LPCBZ												
	LED AL4850LPCBZ LED AREA LIGHT, INTEGRATED PC, BRONZE	080083837038	3.72	2	72							CN
AL4850LPCGY												
	LED AL4850LPCGY LED AREA LIGHT, INTEGRATED PHOTOCONTROL, GRAY	080083837014	3.72	2	72							CN
AL5550LPCBZ												
	LED AL5550LPCBZ 5500 LUMEN LED AREA LIGHT WITH REPLACEABLE PHOTO CONTROL, BRONZE	080083734696	7.2	2	48							CN
AL5550LPCGY												
	LED AL5550LPCGY 5500 LUMEN LED AREA LIGHT WITH REPLACEABLE PHOTO CONTROL, GRAY	080083734702	7.2	2	32							CN
AL5550LPCIBZ												
	LED AL5550LPCIBZ 5500 LUMEN LED AREA LIGHT WITH INTEGRATED PHOTO CONTROL, BRONZE	080083732067	7.2	2	32							CN
AL5550LPCIGY												
	LED AL5550LPCIGY 5500 LUMEN LED AREA LIGHT WITH INTEGRATED PHOTO CONTROL, GRAY	080083732074	7.2	2	32							CN









CATALOG NUMBER	DESCRIPTION	UPC CODE	WEIGHT	CASE		PALLET					COO	
				QTY	QTY	IL	NJ	TX	CA	GA		
AL6501FL												
	Fluorescent AL6501FL	65W FLUORESCENT SECURITY AREA LIGHT WITH PHOTO CONTROL	080083584963	4.4	1	48						CN
AL7550LPCGY												
	LED AL7550LPCGY	LED AREA LIGHT, 3-PIN NEMA PHOTOCELL, GRAY	080083837052	3.72	2	90						 CN
FE0650LPC												
	LED FE0650LPC	650 LUMEN LED JELLY JAR, BRONZE	080083666928	1.75	2	200						 CN
FE0650LPCW												
	LED FE0650LPCW FES0650LPCW	738 LED JELLY JAR, WHITE 738 LUMEN LED JELLY JAR, SHORT LENS WHITE	080083666935 080083669097	1.5 1.4	2 2	240 240						 CN CN
FE13PC												
	Fluorescent FE13PC	13W FLUORESCENT ENTRY LIGHT WITH PHOTO CONTROL, BRONZE	044427450529	1.3	2	240						CN
FE13PCW												
	Fluorescent FE13PCW	13W FLUORESCENT ENTRY LIGHT WITH PHOTO CONTROL, WHITE	044427450536	1.3	2	240						CN
FE1435LPC												
	LED FE1435LPC	BRONZE DUSK TO DAWN LED JELLY JAR AREA LIGHT, 3500K	080083760381	1.68	2	200						CN
FSS1530LPCES												
	LED FSS1530LPCES	DUSK TO DAWN FLOODLIGHT WITH PHOTOCELL, ENERGY STAR, BRONZE	080083630509	0.9	2	288						CN
LEL10BPCI												
	LED LEL10BPCI	LED ENTRY, 600 LM, 5000K, BZ, INTEGRAL PC	080083803644		1	2	240					CN











CATALOG NUMBER	DESCRIPTION	UPC CODE	WEIGHT	CASE PALLET					COO		
				QTY	QTY	IL	NJ	TX		CA	GA
 LED remote SRM30GY SRM30GY	METAL REMOTE, ONE HEAD, 30 FEET COVERAGE, GRAY	080083734306	1.7	6	270						CN
 LED remote SRM30WH SRM30WH	METAL REMOTE, ONE HEAD, 30 FEET COVERAGE, WHITE	080083734269	1.7	6	270	•					CN
LED remote SRM50DBK SRM50DBK	METAL REMOTE, TWO HEAD, 50 FEET COVERAGE, BLACK	080083734221	1.7	6	270					•	CN
LED remote SRM50DGY SRM50DGY	METAL REMOTE, TWO HEAD, 50 FEET COVERAGE, GRAY	080083734245	1.7	6	270					•	CN
 LED remote SRM50DWH SRM50DWH	METAL REMOTE, TWO HEAD, 50 FEET COVERAGE, WHITE	080083734207	1.7	6	270					•	CN
LED remote SRM60DGY SRM60DGY	METAL REMOTE, TWO HEAD, 60 FEET COVERAGE, GRAY	080083734368	1.7	6	270					•	CN
 LED remote SRM60DWH SRM60DWH	METAL REMOTE, TWO HEAD, 60 FEET COVERAGE, WHITE	080083734320	1.7	6	270					•	CN
Plastic Remote Outdoor Rated											
LED remote SRP13BK SRP13BK	PLASTIC REMOTE, ONE HEAD, 13 FEET COVERAGE, BLACK	080083733682	1.7	6	270					•	CN
LED remote SRP13GY SRP13GY	PLASTIC REMOTE, ONE HEAD, 13 FEET COVERAGE, GRAY	080083733705	1.7	6	270					•	CN
 LED remote SRP13WH SRP13WH	PLASTIC REMOTE, ONE HEAD, 13 FEET COVERAGE, WHITE	080083733668	1.7	6	270					•	CN
LED remote SRP25BK SRP25BK	PLASTIC REMOTE, ONE HEAD, 25 FEET COVERAGE, BLACK	080083733804	1.7	6	270					•	CN



















CATALOG NUMBER	DESCRIPTION	UPC CODE	WEIGHT	CASE		PALLET					COO	
				QTY	QTY	IL	NJ	TX	CA	GA		
LED remote SRP25DBK												
SRP25DBK	PLASTIC REMOTE, TWO HEAD, 25 FEET COVERAGE, BLACK	080083733743	1.7	6	270						•	CN
LED remote SRP25DGY												
SRP25DGY	PLASTIC REMOTE, TWO HEAD, 25 FEET COVERAGE, GRAY	080083733767	1.7	6	270						•	CN
	LED remote SRP25DWH											
SRP25DWH	PLASTIC REMOTE, TWO HEAD, 25 FEET COVERAGE, WHITE	080083733729	1.7	6	270	•					•	CN
LED remote SRP25GY												
SRP25GY	PLASTIC REMOTE, ONE HEAD, 25 FEET COVERAGE, GRAY	080083733828	1.7	6	270						•	CN
	LED remote SRP25WH											
SRP25WH	PLASTIC REMOTE, ONE HEAD, 25 FEET COVERAGE, WHITE	080083733781	1.7	6	270	•					•	CN
LED remote SRP30BK												
SRP30BK	PLASTIC REMOTE, ONE HEAD, 30 FEET COVERAGE, BLACK	080083733927	1.7	6	270						•	CN
	LED remote SRP30WH											
SRP30WH	PLASTIC REMOTE, ONE HEAD, 30 FEET COVERAGE, WHITE	080083733903	1.7	6	270						•	CN
LED remote SRP50DBK												
SRP50DBK	PLASTIC REMOTE, TWO HEAD, 50 FEET COVERAGE, BLACK	080083733866	1.7	6	270						•	CN
LED remote SRP50DGY												
SRP50DGY	PLASTIC REMOTE, TWO HEAD, 50 FEET COVERAGE, GRAY	080083733880	1.7	6	270						•	CN
	LED remote SRP50DWH											
SRP50DWH	PLASTIC REMOTE, TWO HEAD, 50 FEET COVERAGE, WHITE	080083733842	1.7	6	270						•	CN
LED remote SRP60DBK												
SRP60DBK	PLASTIC REMOTE, TWO HEAD, 60 FEET COVERAGE, BLACK	080083733989	1.7	6	270						•	CN

 Indicates EISA Compliant Pulse Start Products
  Indicates MarketPro Product
 Country of Origin - as Indicated


Please reference the Cooper Lighting Stock Guide Terms and Conditions page. Pictures are a representation of product categories and may not illustrate the exact skus listed. Product information is subject to change without notice. Consult factory representative for additional information and inventory details. Visit www.cooperlighting.com for more product information.


CATALOG NUMBER	DESCRIPTION	UPC CODE	WEIGHT	CASE		PALLET					COO	
				QTY	QTY	IL	NJ	TX	CA	GA		
LED remote SRP60DGY												
SRP60DGY	PLASTIC REMOTE, TWO HEAD, 60 FEET COVERAGE, GRAY	080083734009	1.7	6	270						•	CN
LED remote SRP60DWH												
 SRP60DWH	PLASTIC REMOTE, TWO HEAD, 60 FEET COVERAGE, WHITE	080083733965	1.7	6	270						•	CN
Emergency												
Emergency Commercial												
LED Emergency Light - CU2-LED												
 CU2-LED	LED EM, FIXED OPTIC, WHITE PLASTIC HOUSING, NICAD BATTERY	080083745753	1.4	6	270	•	•			•	•	CN
LED Thermoplastic Emergency Light - LEM												
 LEM	LED EMERGENCY LIGHT, 2 ADJ HEADS, 29FT	080083757282	1.15	28	504	•					•	US
LEMRO	2 HEAD ROTATABLE OPTIC LED EM, 25FT	080083788422	0.75	6	504	•					•	CN
LED Thermoplastic Emergency Light - LEM 2 Head Remote												
 LEM2	LED EMERGENCY LIGHT, 2 HEAD, 2 HEAD REMOTE CAPABILITY	080083637287	1.9	16	320	•	•				•	US
LEM2BK	LED EMERGENCY LIGHT, 2 HEAD, 2 HEAD REMOTE CAPABILITY, BLACK	080083637560	2	1	48						•	CN
LEM2SD	LED EMERGENCY LIGHT, 2 HEAD, 2 HEAD REMOTE CAPABILITY, SELF DIAGNOSTICS	080083637423	1.992	1	48	•					•	US
LED Thermoplastic Emergency Light Remote - LEMR1												
 LEMR1	LED REMOTE 1 HEAD	080083637324	0.81	36	864	•					•	CN;US
LEM1BK	LED REMOTE 1 HEAD, BLACK	080083637607	0.81	36	864	•					•	US
LED Thermoplastic Emergency Light Remote - LEMR2												
 ETN-LEM2	LED REMOTE 2 HEAD	080083637348	0.92	36	864	•						CN
LED Thermoplastic Emergency Light Remote - LEMWR1												
 LEMWR1	LED REMOTE 1 HEAD, WET LOCATION	080083637362	0.723	24	576						•	CN
LED Thermoplastic Emergency Light Remote - LEMWR2												
 LEMWR2BK	LED REMOTE 2 HEAD, WET LOCATION, BLACK	080083637669	0.6	1	48						•	CN

CATALOG NUMBER	DESCRIPTION	UPC CODE	WEIGHT	CASE QTY	PALLET					COO	
					IL	NJ	TX	CA	GA		
LED Outdoor Emergency - SELW											
 SELW25	LED OUTDOOR EMERGENCY LIGHT - 25 FEET OF COVERAGE - SILVER	080083763894	1.65	28	224			•		•	 CN
SELW25BK	LED OUTDOOR EMERGENCY LIGHT - 25 FEET OF COVERAGE - BLACK	080083764044	1.7	28	504					•	CN
SELW25BZ	LED OUTDOOR EMERGENCY LIGHT - 25 FEET OF COVERAGE - BRONZE	080083764037	1.7	28	224			•			 CN
SELW25WH	LED OUTDOOR EMERGENCY LIGHT - 25 FEET OF COVERAGE - WHITE	080083764051	1.7	28	504					•	 CN
SELW29BKSD	LED OUTDOOR EMERGENCY LIGHT - 29 FEET OF COVERAGE - BLACK - SELF DIAGNOSTICS	080083764280	1.7	28	504					•	CN
SELW29BZSD	LED OUTDOOR EMERGENCY LIGHT - 29 FEET OF COVERAGE - BRONZE - SELF DIAGNOSTICS	080083764273	1.7	28	504					•	CN
SELW29SD	LED OUTDOOR EMERGENCY LIGHT - 29 FEET OF COVERAGE - SILVER - SELF DIAGNOSTICS	080083764266	1.7	28	504					•	CN
SELW29WHSD	LED OUTDOOR EMERGENCY LIGHT - 29 FEET OF COVERAGE - WHITE - SELF DIAGNOSTICS	080083764297	1.7	28	504					•	CN
SELWT29SD	LED OUTDOOR EMERGENCY LIGHT - 29 FEET OF COVERAGE - WIDE TEMP - SILVER - SELF DIAGNOSTICS	080083779963	1.7	28	504					•	CN
SELWT29WHSD	LED OUTDOOR EMERGENCY LIGHT - 29 FEET OF COVERAGE - WIDE TEMP - WHITE - SELF DIAGNOSTICS	080083779994	1.7	28	504					•	CN
SELWT29BKSD	LED OUTDOOR EMERGENCY LIGHT - 29 FEET OF COVERAGE - WIDE TEMPERATURE - BLACK - SD	080083779987	1.7	28	504	•				•	CN
SELWT29BZSD	LED OUTDOOR EMERGENCY LIGHT - 29 FEET OF COVERAGE - WIDE TEMP - BRONZE - SELF DIAGNOSTICS	080083779970	1.7	28	504					•	 CN
LED Emergency Light - SEL17											
 SEL17	LED EM, WHITE PLASTIC HOUSING, NICAD BATTERY,17FT	080083722143	1.4	6	270	•	•	•	•	•	 CN
LED Emergency Light - SEL25											
 SEL25SD	LED EM,WHITE PLASTIC HOUSING,NICAD BATTERY,SD,25FT	080083723027	1.8	6	270	•				•	CN
SEL25	LED EM,WHITE PLASTIC HOUSING, NICAD BATTERY,25FT	080083736669	1.8	6	270	•	•	•	•	•	 CN
SEL50	LED M, WHITE PLASTIC HOUSING,NICAD BATTERY,50FT	080083733347	2.2	6	324	•	•			•	 CN
SEL50SD	LED EM,WHITE POLYCARBONATE,NICAD BAT,50 FT,SD	080083733361	1.7	6	270	•	•			•	CN


CATALOG NUMBER	DESCRIPTION	UPC CODE	WEIGHT	QTY	CASE QTY	PALLET QTY	IL	NJ	TX	CA	GA	COO
Emergency Architectural												
	Die Cast Aluminum Housing - AEL231, AEL246 AEL231 ARCHITECTURAL EMERGENCY LIGHT, LED, 3100K, SILVER	080083593835	3.142	4	144						•	CN
	Die Cast Aluminum Housing - AEL231BK, AEL246BK AEL246BKSD ARCHITECTURAL EMERGENCY LIGHT, LED, 4600K, BLACK, SELF-DIAGNOSTICS	080083679737	5.093	4	144						•	CN
	Die Cast Aluminum Housing - AEL231WH, AEL246WH AEL231WH ARCHITECTURAL EMERGENCY LIGHT, LED, 3100K, WHITE	080083593897	5.106	4	144						•	CN
	Die Cast Aluminum Housing - SELDWA											
	SELDWA50BKSD 2 ROTABLE HEADS, NICAD, SELF DIAG. WET LOCATION, 50 FT. COVERAGE, BLACK	080083826384	3.65	6	240						•	 CN
	SELDWA50BZSD 2 ROTABLE HEADS, NICAD, SELF DIAG. WET LOCATION, 50 FT. COVERAGE, BRONZE	080083826360	3.65	6	240						•	 CN
	SELDWA50SD 2 ROTABLE HEADS, NICAD, SELF DIAG. WET LOCATION, 50 FT. COVERAGE, SILVER	080083826339	3.65	6	240						•	 CN
	SELDWA50WHSD 2 ROTABLE HEADS, NICAD, SELF DIAG. WET LOCATION, 50 FT. COVERAGE, WHITE	080083826407	3.65	6	240						•	 CN
	SELDWTA29BKSD 2 ROTABLE HEADS, NICAD, SELF DIAG. WET LOCATION, -20 DEGREE TO 55 DEGREE TEMPERATURE, 29 FT. COVERAGE, BLACK	080083826469	3.65	6	240						•	 CN
	SELDWTA29BZSD 2 ROTABLE HEADS, NICAD, SELF DIAG. WET LOCATION, -20 DEGREE TO 55 DEGREE TEMPERATURE, 29 FT. COVERAGE, BRONZE	080083826445	3.65	6	240						•	 CN
	SELDWTA29SD 2 ROTABLE HEADS, NICAD, SELF DIAG. WET LOCATION, -20 DEGREE TO 55 DEGREE TEMPERATURE, 29 FT. COVERAGE, SILVER	080083826421	3.65	6	240						•	 CN
	SELDWTA29WHSD 2 ROTABLE HEADS, NICAD, SELF DIAG. WET LOCATION, -20 DEGREE TO 55 DEGREE TEMPERATURE, 29 FT. COVERAGE, WHITE	080083826483	3.65	6	240						•	 CN
Sheet Metal Housing - SELM80												
	SELM80SD TRIPLE HEAD LED EMERGENCY LIGHT, 80 FT COVERAGE, WHITE	080083835539	5	8	144						•	 CN
Sheet Metal Housing - SELMTG												
	SELMTG60R5BKSD 2 ROTABLE HEADS, NICAD, SELF DIAG. GRID CEILING, 60 FT SPACES, 5 WATTS REMOTE CAPACITY, BLACK	080083823420	7.65	4	168						•	 CN
	SELMTG60R5SD 3 ROTABLE HEADS, NICAD, SELF DIAG. GRID CEILING, 60 FT SPACES, 5 WATTS REMOTE CAPACITY, SILVER	080083823406	7.65	4	168						•	 CN
Retrofit												
	LED Emergency Battery Pack, 7 Watts EBPLED7W LED BATTERY PACK, 7 WATTS	080083732265	1.665	8	480	•					•	 CN
	LED Emergency Battery Pack, 14 Watts EBPLED14W LED BATTERY PACK, 14 WATTS	080083732272	4.2	6	288	•					•	 CN

Exit Signs


CATALOG NUMBER	DESCRIPTION	UPC CODE	WEIGHT	CASE QTY	PALLET QTY	IL	NJ	TX	CA	GA	COO
Exits Signs Commercial - Edge-lit - ECHX											
Edge-lit - ECHX Recessed											
	ECHX6RH	CHICAGO EDGE LIT EXIT HOUSING, AC ONLY, RECESSED MOUNT	080083665631	2.8	4	18	•				CN
	ECHX7RH	CHICAGO EDGE LIT EXIT HOUSING, SELF POWERED, RECESSED MOUNT	080083665648	3.3	6	0	•				CN
	ECHX1RT	CHICAGO EDGE LIT EXIT TRIM, SINGLE SIDED, RECESSED, NO ARROW, BRUSHED ALUMINUM	080083665662	4.8	4	6	•				CN
	ECHX1RTAL	CHICAGO EDGE LIT EXIT TRIM, SINGLE SIDED, RECESSED, ARROW LEFT, BRUSHED ALUMINUM	080083665709	4.8	4	0	•				CN
	ECHX1RTALWH	CHICAGO EDGE LIT EXIT TRIM, SINGLE SIDED, RECESSED, ARROW LEFT, WHITE	080083665846	4.8	4	0	•				CN
	ECHX1RTAR	CHICAGO EDGE LIT EXIT TRIM, SINGLE SIDED, RECESSED, ARROW RIGHT	080083665686	4.8	4	6	•				CN
	ECHX1RTARWH	CHICAGO EDGE LIT EXIT TRIM, SINGLE SIDED, RECESSED, ARROW RIGHT, WHITE	080083665822	4.8	4	0	•				CN
	ECHX1RTDAWH	CHICAGO EDGE LIT EXIT TRIM, SINGLE SIDED, RECESSED, DOUBLE ARROW, WHITE	080083665860	4.8	4	0	•				CN
	ECHX1RTWH	CHICAGO EDGE LIT EXIT TRIM, SINGLE SIDED, RECESSED, NO ARROW, WHITE	080083665808	4.8	4	0	•				CN
	ECHX2RT	CHICAGO EDGE LIT EXIT TRIM, DOUBLE SIDED, RECESSED MOUNT	080083665747	4.8	4	0	•				CN
	ECHX2RTARL	CHICAGO EDGE LIT EXIT TRIM, DOUBLE SIDED, RECESSED MOUNT, ARROW RIGHT/ARROW LEFT	080083665785	4.8	4	6	•				CN
	ECHX2RTARLWH	CHICAGO EDGE LIT EXIT TRIM, DOUBLE SIDED, RECESSED MOUNT, ARROW RIGHT/ARROW LEFT, WHITE	080083665921	4.8	4	0	•				CN
	ECHX2RTDA	CHICAGO EDGE LIT EXIT TRIM, DOUBLE SIDED, RECESSED MOUNT DOUBLE ARROW	080083665761	4.8	4	0	•				CN
	ECHX2RTDAWH	CHICAGO EDGE LIT EXIT TRIM, DOUBLE SIDED, RECESSED MOUNT, DOUBLE ARROW, WHITE	080083665907	4.8	4	0	•				CN
	ECHX2RTWH	CHICAGO EDGE LIT EXIT TRIM, DOUBLE SIDED, RECESSED MOUNT, WHITE	080083665884	4.8	4	0	•				CN


Edge-lit - ECHX Surface											
	ECHX6SHA	CHICAGO EDGE LIT EXIT HOUSING, AC ONLY, SURFACE MOUNT, BRUSHED ALUMINUM	080083897063	2.5	6	0	•				CN
	ECHX6SHWH	CHICAGO EDGE LIT EXIT HOUSING, AC ONLY, SURFACE MOUNT, WHITE	080083665952	2.5	6	0	•				CN
	ECHX7SHA	CHICAGO EDGE LIT EXIT HOUSING, SELF POWERED, SURFACE MOUNT, BRUSHED ALUMINUM	080083896851	3	6	24	•				CN
	ECHX7SHWH	CHICAGO EDGE LIT EXIT HOUSING, SELF POWERED, SURFACE MOUNT, WHITE	080083665969	3	6	108	•				CN
	ECHX1ST	CHICAGO EDGE LIT EXIT TRIM, SINGLE SIDED, SURFACE MOUNT, NO ARROW	080083665976	2	6	48	•				CN
	ECHX1STAL	CHICAGO EDGE LIT EXIT TRIM, SINGLE SIDED, SURFACE MOUNT, ARROW LEFT	080083665990	2	6	40	•				CN
	ECHX1STAR	CHICAGO EDGE LIT EXIT TRIM, SINGLE SIDED, SURFACE MOUNT, ARROW RIGHT	080083665983	2	6	48	•				CN
	ECHX1STDA	CHICAGO EDGE LIT EXIT TRIM, SINGLE SIDED, SURFACE MOUNT, DOUBLE ARROW	080083666003	2	6	0	•				CN
	ECHX2ST	CHICAGO EDGE LIT EXIT TRIM, DOUBLE SIDED, SURFACE MOUNT, BRUSHED ALUMINUM	080083666010	2	6	0	•				CN
	ECHX2STARL	CHICAGO EDGE LIT EXIT TRIM, DOUBLE SIDED, SURFACE MOUNT, BRUSHED ALUMINUM, ARROW RIGHT/ARROW LEFT	080083666034	2	6	0	•				CN
	ECHX2STDA	CHICAGO EDGE LIT EXIT TRIM, DOUBLE SIDED, SURFACE MOUNT, BRUSHED ALUMINUM, DOUBLE ARROW	080083666027	2	6	8	•				CN

Exit Signs Commercial - Edge-lit - EUR Recessed

Edge-lit - EUR Recessed											
	EUR60R	LED, RECESSED, ALUMINUM HOUSING, UNIVERSAL FACE, RED LETTERS, AC ONLY	622697725617	9.099	4	64	•	•		•	CN
	EUR70R	LED, RECESSED, ALUMINUM HOUSING, UNIVERSAL FACE, RED LETTERS, SELF-POWERED	622697725594	9.15	4	80	•	•	•	•	CN
	EUR70G	LED, RECESSED, ALUMINUM HOUSING, UNIVERSAL FACE, GREEN LETTERS, SELF-POWERED	623960072742	5.905	4	64		•	•	•	US



Exit Signs Commercial - Edge-lit - EUS Surface

Edge-lit - EUS Surface											
	EUS60R	LED, SURFACE, ALUMINUM HOUSING, UNIVERSAL FACE, RED LETTERS, AC ONLY	622697725587	6.081	1	27				•	CN
	EUS70R	LED, SURFACE, ALUMINUM HOUSING, UNIVERSAL FACE, RED LETTERS, SELF-POWERED	622697725556	6.2	6	108	•	•	•	•	CN
	EUS60G	LED, SURFACE, ALUMINUM HOUSING, UNIVERSAL FACE, GREEN LETTERS, AC ONLY	623960072681	6.146	4	176				•	CN
	EUS70G	LED, SURFACE, ALUMINUM HOUSING, UNIVERSAL FACE, GREEN LETTERS, SELF-POWERED	623960072728	4.75	6	288	•	•		•	CN

CATALOG NUMBER	DESCRIPTION	UPC CODE	WEIGHT	CASE PALLET					COO										
				QTY	QTY	IL	NJ	TX		CA	GA								
Exit Signs Architectural																			
Die Cast Aluminum Housing - CX																			
 CX61	LED, BRUSHED ALUMINUM FACE AND BLACK HOUSING, SINGLE FACE, RED AND GREEN LETTERS, AC ONLY	080083534043	5.07	6	144	•													CN
CX62WH	LED, WHITE FACE AND HOUSING, DOUBLE FACE, RED AND GREEN LETTERS, AC ONLY	080083534074	5.07	6	144	•													CN
CX71SD	LED, BRUSHED ALUMINUM FACE AND BLACK HOUSING, SINGLE FACE, RED AND GREEN LETTERS, SELF-POWERED, SELF-DIAGNOSTICS	080083534166	5.07	6	180	•	•	•	•	•	•								CN
CX71WHSD	LED, WHITE FACE AND HOUSING, SINGLE FACE, RED AND GREEN LETTERS, SELF-POWERED, SELF-DIAGNOSTICS	080083534180	5.07	6	144	•	•												CN
CX72SD	LED, BRUSHED ALUMINUM FACE AND BLACK HOUSING, DOUBLE FACE, RED AND GREEN LETTERS, SELF-POWERED, SELF-DIAGNOSTICS	080083534173	5.07	6	144	•													CN
CX72WHSD	LED, WHITE FACE AND HOUSING, DOUBLE FACE, RED AND GREEN LETTERS, SELF-POWERED, SELF-DIAGNOSTICS	080083534197	5.07	6	144	•													CN




Retrofit

Fluorescent Emergency Battery Pack

Fluorescent EBP 450 Lumens																			
 EBP450X	FLUORESCENT BATTERY PACK, 450 LUMEN	080083561650	1.85	12	432	•	•												US
Fluorescent EBP 1400 Lumens																			
 EBP1400NCX	FLUORESCENT BATTERY PACK, 1400 LUMEN	080083712793	2.833	12	288														MX


Accessories

Accessories

Laser																			
 LASER	RED POINTER (USED TO ACTIVATE REMOTE TESTING FIXTURES)	662401215256	0.185	12	288														US
Vandal Guard - VS1																			
 VS1	POLYCARBONATE VANDAL SHIELD	662401459674	4.5	1	24														MX
Wireguard - WG																			
 WG1	WIREGUARD (18"X15"X6")	662400109419	2.474	1	80	•													MX;US
WG10	WIREGUARD (13 3/4"X13 3/8"X4 3/8")	662400109426	2.438	1	84	•													MX;US


Chicago Code


Chicago Code Emergency


Steel Housing - XR6C																			
 XR6C-LED	STEEL, (2) 300 LUMEN LED HEADS, WHITE	080083753215		5	4	144	•												CN

CATALOG NUMBER	DESCRIPTION	UPC CODE	WEIGHT	CASE PALLET					COO
				QTY	QTY	IL	NJ	TX	


Exit Signs Commercial


	Edge Lit Recessed									
	TSC18RCSA	EXIT LIGHT, SELF-POWERED, SINGLE FACE, SATIN ALUM TRIM	080083812097	5.5	1	1				US
	HA	EDGE LITE HOUSING, AC ONLY	080083812080	3.94	1	54				US
	HS1	EDGE LITE HOUSING, SELF-POWERED SINGLE FACE	080083812073	4.1	1	1				US


	Edge Lit Surface									
REUSN18R	NY SURFACE EDGE LIT EXIT, SELF POWERED, 1 FACE	080083696987	16.2	1	120					CN

	Steel Housing - LED									
	RXS8RU	NY LED EXIT, STEEL, SELF POWERED, UNIVERSAL FACE	080083634576	16.2	6	30				CN
	XLN1-6SR2U-BA	LED EXIT, SELF POWERED, UNIVERSAL, TWO FACES, RED	080083812127	7	1	90				US


Combo Exit Signs Commercial

	Steel Housing - LED									
	RCS182LED	NY LED COMBO, 1 FACE, 2 HEADS, WHITE	080083574322	3.5	6	192				US
	RCS183LED	NY LED COMBO, 1 FACE, 3 HEADS, WHITE	080083574308	3.5	6	192				US
	RCS282LED	NY LED COMBO, 2 FACE, 2 HEADS, WHITE	080083574315	3.5	6	192				US
	RCS283LED	NY LED COMBO, 2 FACE, 3 HEADS, WHITE	080083574292	3.5	6	192				CN
	XLCNY8L-2/3	STEEL CONVERTIBLE COMBO EMERGENCY WITH LED EXIT SIGN	080083812103	22	1	1				US

	Steel Housing - Incandescent									
	PC3-RU	POLYCARBONATE COMBO UNIT, WHITE HOUSING, LED-EXIT, 5.4W LAMPS-EMERGENCY, UNIVERSAL FACE, RED LETTERS	662400775843	7.01	6	144				CN
	RCS8R-3	NY INC COMBO, 1 FACE, 3 HEADS, WHITE	080083634583	16.2	1	144				CN

	Polycarbonate Housing - LED									
PNL-RU	LED, WHITE HOUSING, UNIVERSAL FACE, RED LETTERS, SELF-POWERED	662401740093	3.5	6	192					CN

Remote Emergency Commercial


	Polycarbonate - LED									
	RFLED401	POLYCARBONATE, LED 9.6 V REMOTE, 1 HEAD, WHITE	080083574285	3.5	6	192				CN
	RFLED401WP	POLYCARBONATE, LED 9.6 V REMOTE, 1 HEAD, GRAY, WEATHER PROOF	080083722334	3.5	6	192				US
	RFLED402WP	POLYCARBONATE, LED 9.6 V REMOTE, 2 HEAD, GRAY, WEATHER PROOF	080083722341	3.5	6	192				US
	SP-RFLEDHEAD	RFLED HEAD	080083574261	3.5	6	192				US

CATALOG NUMBER	DESCRIPTION	UPC CODE	WEIGHT	CASE PALLET					COO		
				QTY	QTY	IL	NJ	TX		CA	GA
4" Power Modules											
EU4B10208030	4-INCH LED MODULE 1000, 1500 OR 2000 LUMEN, 80CRI, 3000 CCT	080083788330	1.28	6	720	•	•	•	•	•	MX
EU4B10208040	4-INCH LED MODULE 1000, 1500 OR 2000 LUMEN, 80CRI, 4000 CCT	080083788316	0.75	6	720			•	•	•	MX
EU4B10208035	4-INCH LED MODULE 1000, 1500 OR 2000 LUMEN, 80CRI, 3500 CCT	080083788323	0.8	6	720	•	•	•	•	•	MX
EU4B10209035	4-INCH LED MODULE 1000, 1500 OR 2000 LUMEN, 90CRI, 3500 CCT	080083788309	1.28	6	1040		•			•	MX
EU4B10209040	4-INCH LED MODULE 1000, 1500 OR 2000 LUMEN, 90CRI, 4000 CCT	080083788293	1.28	1	1620					•	MX
EU6B10208030	6-INCH LED MODULE 1000, 1500 OR 2000 LUMEN, 80CRI, 3000 CCT	080083788279	1.05	6	630			•	•	•	MX
EU4B10208027	4? UNIVERSAL LED MODULE,1000-2000 LUMEN LEVELS, 80CRI, 2700K	080083892396	1.28	6	480		•			•	MX
EU4B10209027	4? UNIVERSAL LED MODULE,1000-2000 LUMEN LEVELS, 90CRI, 2700K	080083892402	1.28	6	480				•		MX
EU4B10209030	4? UNIVERSAL LED MODULE,1000-2000 LUMEN LEVELS, 90CRI, 3000K	080083892419	1.28	6	480				•		MX
EU4B30408030	4" UNIVERSAL LED MODULE,3000-4000 LUMEN LEVELS, 80CRI, 3000K	080083892426	1.28	6	480	•		•			MX
EU4B30408040	4 IN. UNIVERSAL LED MODULE,3000-4000 LUMEN LEVELS, 80CRI, 4000K	080083892440	1.28	6	480					•	MX



4" Square Downlight


LDSQ4B20D010TR	4" SQUARE 2000 LUMEN LED HOUSING, LEADING EDGE OR 0-10V DRIVER	080083787784	5.55	6	72				•		MX
LDSQ4B15D010	4" SQUARE 1500 LUMEN LED HOUSING, 120-277V, 0-10V 1 PCT DRIVER	080083787814	3.75	6	72	•			•	•	MX
LDSQ4B15D010TR	4" SQUARE 1500 LUMEN LED HOUSING, LEADING EDGE OR 0-10V DRIVER	080083787807	5.55	6	72					•	MX
LDSQ4B10D010	4" SQUARE 1000 LUMEN LED HOUSING, 120-277V, 0-10V 1 PCT DRIVER	080083787777	4.3	6	72		•		•	•	MX
LDSQ4B20D010	4" SQUARE 2000 LUMEN LED HOUSING, 120-277V, 0-10V 1 PCT DRIVER	080083787791	5.55	6	72					•	MX
4LBSQ1WMH	4" SQUARE LED REFLECTOR, SELF FLANGED, WARM HAZE FINISH	080083811076	0.763	6	240					•	CN
LDSQ4B10D010TR	4" SQUARE 1000 LUMEN LED HOUSING, 120-277V, 0-10V/TRIAC DRIVER	080083810864	5.55	6	72					•	MX
LDSQ4B30D010	4 IN. SQUARE LED DOWNLIGHT, 3000 LUMENS, 120-277V 0-10V DIM DRIVER	080083892624	5.55	6	72		•			•	MX





4" Square Trim

4LBSQ0H	4" SQUARE LED REFLECTOR, POLYMER TRIM RING, HAZE FINISH	080083769926	0.763	6	144					•	CN
4LBSQ0LI	4" SQUARE LED REFLECTOR, POLYMER TRIM RING, SPECULAR FINISH	080083769940	0.763	6	144					•	CN
4LBSQ1H	4" SQUARE LED REFLECTOR, SELF FLANGED, HAZE FINISH	080083769889	0.763	6	144	•			•	•	CN
4LBSQ1LI	4" SQUARE LED REFLECTOR, SELF FLANGED, SPECULAR CLEAR FINISH	080083769988	0.763	6	144				•	•	CN
4LBSQ2H	4" SQUARE LED REFLECTOR, SELF FLANGED PAINTED WHITE, HAZE FINISH	080083769964	0.763	6	144	•	•			•	CN
4LBSQ2LI	4" SQUARE LED REFLECTOR, SELF FLANGED PAINTED WHITE, SPECULAR CLEAR FINISH	080083770007	0.763	6	180		•			•	CN
4LBSQ0MW	4" SQUARE LED REFLECTOR, POLYMER TRIM RING, MATTE WHITE	080083810901	0.763	6	144				•	•	CN
4LBSQ1MW	4" SQUARE LED REFLECTOR, SELF FLANGED, MATTE WHITE	080083810949	0.763	6	180					•	CN
PRSQ4	4-INCH SQUARE RIMLESS PLASTER RING	080083781287	0.26	6	480					•	CN
4LBSQ1B	4" SQUARE LED REFLECTOR, SELF FLANGED, BLACK FINISH	080083820771	0.763	6	240					•	CN

CATALOG NUMBER	DESCRIPTION	UPC CODE	WEIGHT	CASE PALLET					COO		
				QTY	QTY	IL	NJ	TX		CA	GA
4" Trims											
4LBM0LI	4" LED MEDIUM BEAM REFLECTOR, POLYMER TRIM RING, SPECULAR CLEAR FINISH	080083769018	0.26	6	300				•	•	CN
4LBM1H	4" LED MEDIUM BEAM REFLECTOR, SELF FLANGED, HAZE FINISH	080083769056	0.26	6	300		•		•	•	CN
4LBM2H	4" LED MEDIUM BEAM REFLECTOR, SELF FLANGED PAINTED WHITE, HAZE FINISH	080083769094	0.26	6	300	•			•	•	US
4LBM1LI	4" LED MEDIUM BEAM REFLECTOR, SELF FLANGED, SPECULAR CLEAR FINISH	080083769254	0.26	6	300				•	•	CN
4LBM2LI	4" LED MEDIUM BEAM REFLECTOR, SELF FLANGED PAINTED WHITE, SPECULAR CLEAR FINISH	080083769032	0.26	6	300				•	•	CN
4LBW0H	4" LED WIDE BEAM REFLECTOR, POLYMER TRIM RING, HAZE FINISH	080083769476	0.763	6	240					•	CN
4LBW0LI	4" LED WIDE BEAM REFLECTOR, POLYMER TRIM RING, SPECULAR CLEAR FINISH	080083769155	0.23	6	240				•	•	CN
4LBW1H	4" LED WIDE BEAM REFLECTOR, SELF FLANGED, HAZE FINISH	080083769193	0.763	6	240	•		•	•	•	US
4LBW1LI	4" LED WIDE BEAM REFLECTOR, SELF FLANGED, SPECULAR CLEAR FINISH	080083769391	0.763	6	240	•			•	•	CN
4LBW2LI	4" LED WIDE BEAM REFLECTOR, SELF FLANGED PAINTED WHITE, SPECULAR CLEAR FINISH	080083769179	0.763	6	240					•	CN
PRR4	4-INCH ROUND RIMLESS PLASTER RING	080083781263	0.22	6	480					•	CN
4LA1HWF	4? ADJUSTABLE ACCENT, SELF FLANGED, SEMI-SPECULAR CLEAR, WHITE PAINTED FLANGE	080083892266	0.8	4	504	•	•				US
4LBN0LI	4? LED NARROW (30° BEAM) DISTRIBUTION TRIM, SPUN ALUMINUM, WHITE RING, SPECULAR CLEAR	080083892273	0.4	6	432				•	•	US

CATALOG NUMBER	DESCRIPTION	UPC CODE	WEIGHT	CASE					PALLET QTY	IL	NJ	TX	CA	GA	COO
				QTY	QTY	QTY	QTY	QTY							
 6" Downlight															
LDA6A30935D010TE	6" ADJUSTABLE/SLOPE LED HOUSING, 3000 LUMENS, 3500K, 90CRI TRAILING EDGE OR 0-10V DRIVER	080083753598	12.5	1	16										MX
LD6B10D010	6" 1000 LUMEN LED HOUSING, 120-277V, 0-10V 1 PERCENT DRIVER	080083788040	2.7	6	72										MX
LD6B10D010EM14	6" 1000 LUMEN LED HOUSING, 120-277V, 0-10V 1 PERCENT DRIVER WITH 14W EMERGENCY BATTERY PACK	080083787906	3.148	1	45										MX
LD6B10D010EM7	6" 1000 LUMEN LED HOUSING, 120-277V, 0-10V 1 PERCENT DRIVER WITH 7W EMERGENCY BATTERY PACK	080083787890	10.05	1	16										MX
LD6B10D010TR	6" 1000 LUMEN LED HOUSING, LEADING EDGE OR 0-10V DRIVER	080083788033	2.7	6	72										MX
LD6B15D010	6" 1500 LUMEN LED HOUSING, 120-277V, 0-10V 1 PERCENT DRIVER	080083788019	2.7	6	72										MX
LD6B15D010EM14	6" 1500 LUMEN LED HOUSING, 120-277V, 0-10V 1 PERCENT DRIVER WITH 14W EMERGENCY BATTERY PACK	080083787883	3.148	1	12										MX
LD6B15D010EM7	6" 1500 LUMEN LED HOUSING, 120-277V, 0-10V 1 PERCENT DRIVER WITH 7W EMERGENCY BATTERY PACK	080083787876	3.148	1	45										MX
LD6B15D010TR	6" 1500 LUMEN LED HOUSING, LEADING EDGE OR 0-10V DRIVER	080083788002	2.7	6	72										MX
LD6B15DLE	6" 1500 LUMEN LED HOUSING, LUTRON ECOSYSTEM DRIVER	080083787999	2.7	6	72										MX
LD6B20D010	6" 2000 LUMEN LED HOUSING, 120-277V, 0-10V 1 PERCENT DRIVER	080083787982	2.7	6	72										MX
LD6B20D010TR	6" 2000 LUMEN LED HOUSING, LEADING EDGE OR 0-10V DRIVER	080083787975	2.7	6	72										MX
LD6B20DLE	6" 2000 LUMEN LED HOUSING, LUTRON ECOSYSTEM DRIVER	080083787968	2.7	6	72										MX
LD6B30D010	6" 3000 LUMEN LED HOUSING, 120-277V, 0-10V 1 PERCENT DRIVER	080083787951	2.7	6	72										MX
LD6B30DE010	6" 3000 LUMEN LED HOUSING, 120-277V, 0-10V 0-100 PERCENT DRIVER	080083787838	2.7	6	72										MX
LD6B30DLE	6" 3000 LUMEN LED HOUSING, LUTRON ECOSYSTEM DRIVER	080083787944	2.7	6	72										MX
LD6B60D010TE	6" 6000 LUMEN LED HOUSING, TRAILING EDGE OR 0-10V DRIVER	080083787821	2.7	6	72										MX
FLD6BCP15D010	6" 1500 LUMEN, CHICAGO PLENUM, LED HOUSING, 120-277V, 0-10V 1 PCT DRIVER	080083787920	2.7	6	72										MX
LD6BCP20D010	6" 2000 LUMEN, CHICAGO PLENUM, LED HOUSING, 120-277V, 0-10V 1 PCT DRIVER	080083787913	2.7	6	72										MX
LGSKT6IP66	6" IP66 GASKET KIT FOR LED	080083722198	0.2	1	350										US
LD6B10DE010	6 IN. LED DOWNLIGHT, 1000 LUMENS, 120-277V DIM DRIVER	080083892501	2.7	6	72										MX
LD6B15D010EMBOD	6 IN. LED DOWNLIGHT, 1500 LUMENS, 120-277V DIM DRIVER, EMERGENCY MODULE WITH REMOTE TEST SWITCH	080083892518	4.25	1	45										MX
LD6B15D010IEM14	6 IN. LED DOWNLIGHT, 1500 LUMENS, 120-277V DIM DRIVER, 14W EMERGENCY MODULE WITH INTEGRAL TEST SWITCH	080083892525	4.25	1	8										MX
LD6B15D010IEMBOD	6 IN. LED DOWNLIGHT, 1500 LUMENS, 120-277V DIM DRIVER, EMERGENCY MODULE WITH INTEGRAL TEST SWITCH	080083892532	4.25	1	45										MX
LD6B15DE010	6 IN. LED DOWNLIGHT, 1500 LUMENS, 120-277V DIM DRIVER	080083892549	2.7	6	72										MX
LD6B20D010EM14	6 IN. LED DOWNLIGHT, 2000 LUMENS, 120-277V DIM DRIVER, 14W EMERGENCY MODULE WITH REMOTE TEST SWITCH	080083892556	4.25	1	45										MX
LD6B20D010IEM14	6 IN. LED DOWNLIGHT, 2000 LUMENS, 120-277V DIM DRIVER, 14W EMERGENCY MODULE WITH INTEGRAL TEST SWITCH	080083892563	3.148	1	45										MX
LD6B20DE010	6 IN. LED DOWNLIGHT, 2000 LUMENS, 120-277V DIM DRIVER	080083892570	2.7	6	72										MX
LD6B30D010TR	6 IN. LED DOWNLIGHT, 3000 LUMENS, 120-277V 0-10V OR LINE VOLTAGE DIM DRIVER	080083892587	2.7	6	72										MX
LDRT6B10D010	6 IN. RETROFIT LED DOWNLIGHT, 1000 LUMENS, 120-277V 0-10V DIM DRIVER	080083892594	3.25	4	480										MX
LDRT6B15D010	6 IN. RETROFIT LED DOWNLIGHT, 1500 LUMENS, 120-277V 0-10V DIM DRIVER	080083892600	3.25	4	480										MX
LDRT6B20D010	6 IN. RETROFIT LED DOWNLIGHT, 2000 LUMENS, 120-277V 0-10V DIM DRIVER	080083892617	3.25	4	480										MX

 Indicates EISA Compliant Pulse Start Products  Indicates MarketPro Product Country of Origin - as Indicated

Please reference the Cooper Lighting Stock Guide Terms and Conditions page. Pictures are a representation of product categories and may not illustrate the exact skus listed. Product information is subject to change without notice. Consult factory representative for additional information and inventory details. Visit www.cooperlighting.com for more product information.

CATALOG NUMBER	DESCRIPTION	UPC CODE	WEIGHT	CASE PALLET					COO		
				QTY	QTY	IL	NJ	TX		CA	GA
6" Power Modules											
EU6B10208035	6-INCH LED MODULE 1000, 1500 OR 2000 LUMEN, 80CRI, 3500 CCT	080083788262	1.05	6	630	•	•	•	•	•	MX
EU6B10208027	6-INCH LED MODULE 1000, 1500 OR 2000 LUMEN, 80CRI, 2700 CCT	080083788286	1.05	6	756					•	MX
EU6B10208040	6-INCH LED MODULE 1000, 1500 OR 2000 LUMEN, 80CRI, 4000 CCT	080083788255	1.05	6	630	•	•	•	•	•	MX
EU6B10209035	6-INCH LED MODULE 1000, 1500 OR 2000 LUMEN, 90CRI, 3500 CCT	080083788248	1.05	6	630		•			•	MX
EU6B30508030	6-INCH LED MODULE 3000, 4000 OR 5000 LUMEN, 80CRI, 3000 CCT	080083788231	1.05	6	864			•		•	MX
EU6B30508040	6-INCH LED MODULE 3000, 4000 OR 5000 LUMEN, 80CRI, 4000 CCT	080083788224	1.05	6	630	•				•	MX
EU6B30508035	6-INCH LED MODULE 3000, 4000 OR 5000 LUMEN, 80CRI, 3500 CCT	080083810765	1.05	6	630					•	MX
EU6B10209030	6 IN. UNIVERSAL LED MODULE, 1000-2000 LUMEN LEVELS, 90CRI, 3000K	080083892457	1.05	6	630				•		MX
EU6B10209040	6 IN. UNIVERSAL LED MODULE, 1000-2000 LUMEN LEVELS, 90CRI, 4000K	080083892464	1.05	6	630	•			•		MX
EU6B30509040	6 IN. UNIVERSAL LED MODULE, 3000-5000 LUMEN LEVELS, 90CRI, 4000K	080083892471	1.05	6	630	•					MX



6" Square Downlight											
LDSQ6B10D010	6" SQUARE 1000 LUMEN LED HOUSING, 120-277V, 0-10V 1 PCT DRIVER	080083787760	4.267	6	108				•	MX	
LDSQ6B15D010	6" SQUARE 1500 LUMEN LED HOUSING, 120-277V, 0-10V 1 PCT DRIVER	080083787753	5.55	6	108				•	MX	
LDSQ6B15D010TR	6" SQUARE 1500 LUMEN LED HOUSING, 120-277V, 0-10V 1% DRIVER	080083810871	5.55	6	72				•	MX	
LDSQ6B20D010	6 IN. SQUARE LED DOWNLIGHT, 2000 LUMENS, 120-277V 0-10V DIM DRIVER	080083892631	5.55	6	72				•	MX	
LDSQ6B30D010	6 IN. SQUARE LED DOWNLIGHT, 3000 LUMENS, 120-277V 0-10V DIM DRIVER	080083892648	5.55	6	72				•	•	MX

6" Square Trims										
6LBSQ0LI	SQUARE 6" LED DOWNLIGHT REFLECTOR, POLYMER TRIM RING, SPECULAR CLEAR FINISH	080083770267	0.93	6	144				•	CN
6LBSQ1LI	SQUARE 6" LED DOWNLIGHT REFLECTOR, SELF FLANGED, SPECULAR CLEAR FINISH	080083770281	0.93	6	144				•	CN
6LBSQ0H	SQUARE 6" LED DOWNLIGHT REFLECTOR, POLYMER TRIM RING, HAZE FINISH	080083810895	0.93	6	144				•	CN
6LBSQ0MW	SQUARE 6" LED DOWNLIGHT REFLECTOR, POLYMER TRIM RING, MATTE WHITE FINISH	080083811021	0.93	6	144				•	CN
6LBSQ1H	SQUARE 6" LED DOWNLIGHT REFLECTOR, SELF FLANGED, HAZE FINISH	080083810888	0.93	6	144				•	CN
6LBSQ1MW	SQUARE 6" LED DOWNLIGHT REFLECTOR, SELF FLANGED, MATTE WHITE FINISH	080083811069	0.93	6	144				•	CN
6LBSQ2H	SQUARE 6" LED DOWNLIGHT REFLECTOR, SELF FLANGED PAINTED WHITE, HAZE FINISH	080083811007	0.93	6	144				•	CN
6LBSQ2LI	SQUARE 6" LED DOWNLIGHT REFLECTOR, SELF FLANGED PAINTED WHITE, SPECULAR CLEAR FINISH	080083810925	0.93	6	144				•	CN
6LBSQLWW0H	6" SQUARE LED LENSED WALL WASH REFLECTOR, POLYMER TRIM RING, HAZE FINISH	080083810918	0.93	6	288				•	CN
6LBSQLWW0LI	6" SQUARE LED LENSED WALL WASH REFLECTOR, POLYMER TRIM RING, SPECULAR CLEAR FINISH	080083811014	0.93	6	72				•	CN
6LBSQLWW1H	6" SQUARE LED LENSED WALL WASH REFLECTOR, SELF FLANGED, HAZE FINISH	080083811083	0.93	6	144				•	CN
6LBSQLWW2H	6" SQUARE LED LENSED WALL WASH REFLECTOR, SELF FLANGED PAINTED WHITE, HAZE FINISH	080083811038	0.93	6	144				•	CN
6LBSQLWW2LI	6" SQUARE LED LENSED WALL WASH REFLECTOR, SELF FLANGED PAINTED WHITE, SPECULAR CLEAR FINISH	080083811106	0.93	6	144				•	CN
PRSQ6	6-INCH SQUARE RIMLESS PLASTER RING	080083781294	0.36	6	288				•	CN

4" Square Trim Wall Wash											
4LBSQLWW0H	4" SQUARE LED LENSED WALL WASH REFLECTOR, POLYMER TRIM RING, HAZE FINISH	080083770021	0.763	6	144				•	•	CN
4LBSQLWW0LI	4" SQUARE LED LENSED WALL WASH REFLECTOR, POLYMER TRIM RING, SPECULAR CLEAR FINISH	080083811090	0.763	6	144				•	CN	
4LBSQLWW1LI	4" SQUARE LED LENSED WALL WASH REFLECTOR, SELF FLANGED, SPECULAR CLEAR FINISH	080083810994	0.763	6	240				•	CN	
4LBSQLWW1MW	4" SQUARE LED LENSED WALL WASH REFLECTOR, SELF FLANGED, MATTE WHITE	080083811045	0.763	6	180				•	CN	
4LBSQLWW1WMH	4" SQUARE LED LENSED WALL WASH REFLECTOR, SELF FLANGED, WARM HAZE FINISH	080083810987	0.763	6	180				•	CN	

CATALOG NUMBER	DESCRIPTION	UPC CODE	WEIGHT	CASE PALLET							COO
				QTY	QTY	IL	NJ	TX	CA	GA	
6" Trims											
6LBM0H	6" LED MEDIUM BEAM REFLECTOR, POLYMER TRIM RING, HAZE FINISH	080083769117	0.93	6	144	•			•	•	CN
6LBM0LI	6" LED MEDIUM BEAM REFLECTOR, POLYMER TRIM RING, SPECULAR CLEAR FINISH	080083769292	0.93	6	144	•			•	•	CN
6LBM1H	6" LED MEDIUM BEAM REFLECTOR, SELF FLANGED, HAZE FINISH	080083769353	0.93	6	144	•			•	•	CN
6LBM1LI	6" LED MEDIUM BEAM REFLECTOR, SELF FLANGED, SPECULAR CLEAR FINISH	080083769278	0.93	6	144	•			•	•	CN
6LBM2H	6" LED MEDIUM BEAM REFLECTOR, HAZE FINISH, SELF FLANGED PAINTED WHITE	080083769377	0.93	6	144	•	•			•	CN
6LBM2LI	6" LED MEDIUM BEAM REFLECTOR, SPECULAR CLEAR FINISH, SELF FLANGED PAINTED WHITE	080083769315	0.93	6	144	•			•	•	CN
6LBN0LI	6" LED NARROW BEAM REFLECTOR, POLYMER TRIM RING, SPECULAR CLEAR FINISH	080083769339	0.93	6	144					•	CN
6LBW0H	6" LED WIDE BEAM REFLECTOR, POLYMER TRIM RING, HAZE FINISH	080083769513	0.5	6	180		•		•	•	CN
6LBW0LI	6" LED WIDE BEAM REFLECTOR, POLYMER TRIM RING, SPECULAR CLEAR FINISH	080083769438	0.5	6	180	•			•	•	CN
6LBW1H	6" LED WIDE BEAM REFLECTOR, SELF FLANGED, HAZE FINISH	080083769216	0.5	6	180	•			•	•	CN
6LBW1LI	6" LED WIDE BEAM REFLECTOR, SELF FLANGED, SPECULAR CLEAR FINISH	080083769414	0.5	6	180	•			•	•	CN
6LBW2H	6" LED WIDE BEAM REFLECTOR, HAZE FINISH, SELF FLANGED PAINTED WHITE	080083769537	0.93	6	144	•				•	CN
6LBW2LI	6" LED WIDE BEAM REFLECTOR, SELF FLANGED PAINTED WHITE, SPECULAR CLEAR FINISH	080083769452	0.5	6	180	•				•	CN
6LBM1LIE	6" LED MEDIUM BEAM REFLECTOR, SELF FLANGED, SPECULAR CLEAR FINISH, FOR IEM	080083769599	0.93	6	144				•	•	CN
PRR6	6-INCH ROUND RIMLESS PLASTER RING	080083781270	1	180	2160					•	CN
6LBM0MW	6? LED MEDIUM (50° BEAM) DISTRIBUTION TRIM, SPUN ALUMINUM, WHITE RING, MATTE WHITE	080083892280	0.93	6	144		•			•	US
6LBM1HE	6? LED MEDIUM (50° BEAM) DISTRIBUTION TRIM, SPUN ALUMINUM, SELF-FLANGED, SEMI-SPECULAR CLEAR, INTEGRAL EMERGENCY TEST SWITCH	080083892297	0.763	6	144	•			•	•	US
6LBM1MW	6? LED MEDIUM (50° BEAM) DISTRIBUTION TRIM, SPUN ALUMINUM, SELF-FLANGED, MATTE WHITE	080083892303	0.763	6	180	•	•				US
6LBN1LI	6? LED NARROW (30° BEAM) DISTRIBUTION TRIM, SPUN ALUMINUM, SELF-FLANGED, SPECULAR CLEAR	080083892310	0.763	6	180				•	•	US
6LBW0MW	6" LED WIDE (75° BEAM) DISTRIBUTION TRIM, SPUN ALUMINUM, WHITE TRIM, MATTE WHITE	080083892327	0.93	6	144		•				US


8" Trims

8LBW1LI	8" LED WIDE SPUN REFLECTOR, SELF-FLANGED, SPECULAR CLEAR	080083828166	1.253	1	80					•	US
---------	----------------------------------------------------------	--------------	-------	---	----	--	--	--	--	---	----





Adjustable Trims and Accessories

4LA1LI	4" ADJUSTABLE CUT REFLECTOR SPECULAR CLEAR FINISH	080083753727	0.8	4	504					•	US
4LLWW1LI	4" LENSED WALL WASH REFLECTOR SPECULAR CLEAR FINISH	080083753710	0.9	4	504					•	US
6LA1LI	6" ADJUSTABLE CUT REFLECTOR SPECULAR CLEAR FINISH	080083753703	0.9	1	360					•	US
6LFC1LI	6" DOWNLIGHT REFLECTOR SPECULAR CLEAR FINISH	080083753680	0.9	1	360					•	US
6LLWW1LI	6" LENSED WALL WASH REFLECTOR SPECULAR CLEAR FINISH	080083753697	0.9	1	360					•	US
LAR15SP	BEAM FORMING SPOT REFLECTOR 15° FOR 4" ADJUSTABLE	080083736362	0.2	12	768					•	US
LAR25NF	BEAM FORMING NARROW FLOOD REFLECTOR 25° FOR 4" ADJUSTABLE	080083736386	0.2	12	768					•	US
LAR35FL	BEAM FORMING FLOOD REFLECTOR 35° FOR ADJUSTABLE	080083736409	0.2	12	960					•	US
LARH20SP	BEAM FORMING SPOT REFLECTOR 20° FOR 4" ADJUSTABLE	080083745388	0.2	12	768					•	CN
LARH30NF	BEAM FORMING NARROW FLOOD REFLECTOR 30° FOR 6" ADJUSTABLE	080083745401	0.2	12	768					•	CN
LARH40FL	BEAM FORMING FLOOD REFLECTOR 40° FOR 6" ADJUSTABLE	080083745364	0.2	12	768					•	CN
LARL15SP	BEAM FORMING SPOT REFLECTOR 15° FOR 6" ADJUSTABLE	080083736423	0.2	12	576					•	US
LARL20NF	BEAM FORMING NARROW FLOOD REFLECTOR 20° FOR 6" ADJUSTABLE	080083736447	0.2	12	768					•	US
ABR10P	OVERSIZE TRIM RING FOR MAX 10" CEILING OPENING - 11.3" FLANGE	080083707287	4.75	1	45		•			•	MX

CATALOG NUMBER	DESCRIPTION	UPC CODE	WEIGHT	CASE PALLET					COO	
				QTY	QTY	IL	NJ	TX		CA
Surface Mount										
	Cylinders									
AC120MB	AIRCRAFT CABLE FOR CYLINDERS 120" BLACK CANOPY	080083753758	1.53	1	180				●	MX
AC48P	AIRCRAFT CABLE FOR CYLINDERS 48" WHITE CANOPY	080083753802	1.53	1	210				●	MX
P836MB	PENDANT KIT FOR CYLINDERS 36" BLACK	080083753635	2.8	1	75				●	MX
LSR6B20D010P	6" ROUND WHITE 2000 LUMEN CYLINDER, 120-277V, 0-10V 1 PCT DRIVER	080083787548	4.4	1	32				●	MX
LSR6B20D010MB	6" ROUND MATTE BLACK 2000 LUMEN CYLINDER, 120-277V, 0-10V 1 PCT DRIVER	080083787555	4.4	1	32				●	MX
LSR6B15D010MB	6" ROUND MATTE BLACK 1500 LUMEN CYLINDER, 120-277V, 0-10V 1 PCT DRIVER	080083787579	4.4	1	30				●	MX
LSR6B15D010P	6" ROUND WHITE 1500 LUMEN CYLINDER, 120-277V, 0-10V 1 PCT DRIVER	080083787562	4.4	1	48				●	MX
LNS4RUD	4" UP/DOWN GASKETED LENS, WET LOCATION, ROUND	080083785667	1	1	1				●	CN
LNS4SQU	4" UP/DOWN GASKETED LENS, WET LOCATION, SQUARE	080083785681	1	1	1				●	CN
LNS6RUD	6" ROUND UP/DOWN GASKETED LENS, WET LOCATION	080083785711	0.12	6	120				●	CN
EC6B10208030	6? CYLINDER LED MODULE, 1000-2000 LUMEN LEVELS, 80CRI, 3000K	080083892365	1.28	6	480	●				MX
EC6B10208035	6? CYLINDER LED MODULE, 1000-2000 LUMEN LEVELS, 80CRI, 3500K	080083892372	1.28	6	480				● ●	MX
EC6B10208040	6? CYLINDER LED MODULE, 1000-2000 LUMEN LEVELS, 80CRI, 4000K	080083892389	1.28	6	480				● ●	MX

CFL

CATALOG NUMBER	DESCRIPTION	UPC CODE	WEIGHT	CASE QTY	PALLET					COO	
					IL	NJ	TX	CA	GA		
Recessed											
6" Vertical Downlight											
	CD6018E	VERTICAL 6" 18W CFL HOUSING, 120-277V ELECTRONIC BALLAST	080083660896	4.55	1	16				•	US
	CD6042D26/32	VERTICAL 6" 26/32W CFL HOUSING, LUTRON DIMMING	080083660902	2.986	1	30				•	MX
	CD6042E	VERTICAL 6" 26/32/42W CFL HOUSING, 120-277V ELECTRONIC BALLAST	080083660919	2.986	1	30	•			•	MX
	CD6042EEM	VERTICAL 6" 26/32/42W CFL HOUSING WITH EMERGENCY MODULE, 120-277V ELECTRONIC BALLAST,	080083660933	4.55	1	20		•		•	MX
	CD6042EIEEM	VERTICAL 6" 26/32/42W CFL HOUSING WITH INTEGRAL EMERGENCY MODULE, 120-277V ELECTRONIC BALLAST,	080083660940	2.511	1	20			•	•	MX
	CD6042D42MARKVII	VERTICAL 6" 42W MARKVII BALLAST	080083695188	2	1	30					MX
	CD6042EDR32	VERTICAL 6" 32W DERATED HOUSING	080083695195	4.6	1	30			•	•	MX
	CD60422DMARKX	VERTICAL 6" 26/32/42W MARKX BALLAST 277V	080083695218	4.55	1	16				•	MX
6" Horizontal Downlight											
	CD6126E	HORIZONTAL 6" 26W CFL HOUSING, 120-277V ELECTRONIC BALLAST	080083660957	4.75	1	45		•		•	MX
	CD6142E	HORIZONTAL 6" 26/32/42W CFL HOUSING, 120-277V ELECTRONIC BALLAST	080083660971	4.056	1	45	•	•		•	MX
	CD6142ECP	HORIZONTAL 6" 26/32/42W CHICAGO PLENUM CFL HOUSING, 120-277V ELECTRONIC BALLAST	080083660988	4.75	1	45	•				MX
	CD61423E	HORIZONTAL 6" 26/32/42W CFL HOUSING, 347V ELECTRONIC BALLAST	080083661039	4.75	1	45					MX
	CD6213E	HORIZONTAL 6" 2-13W CFL HOUSING, 120-277V ELECTRONIC BALLAST	080083660995	4.75	1	45				•	MX
	CD6226E	HORIZONTAL 6" 2-26W CFL HOUSING, 120-277V ELECTRONIC BALLAST	080083661015	3.181	1	54				•	MX
	CD6142EDR32	HORIZONTAL 6" 32W DERATED HOUSING	080083722679	4.75	1	36				•	MX
	CD6142EEM	HORIZONTAL 6" 23/32/42W HOUSING WITH EMERGENCY BACKUP	080083722693	11.1	1	16				•	MX
6" SQ Trims											
	6CSQ1LI	REFLECTOR 6" COMPACT FLUORESCENT SQUARE SELF FLANGED SPECULAR CLEAR FINISH	080083610051	1.43	1	96				•	US
	6CSQ1LIWF	REFLECTOR 6" COMPACT FLUORESCENT SQUARE SELF FLANGED PAINTED WHITE SPECULAR CLEAR FINISH	080083765362	0.85	1	96				•	US
6" Trims											
	6CV142M0LI	VERTICAL 6" CFL MEDIUM BEAM REFLECTOR, POLYMER TRIM RING, SPECULAR CLEAR FINISH	080083660773	0.639	1	100				•	US
	6CV142M1LI	VERTICAL 6" CFL MEDIUM BEAM REFLECTOR, SELF FLANGED, SPECULAR CLEAR FINISH	080083660797	0.761	1	100				•	US
	6CV142M1LIWF	VERTICAL 6" CFL MEDIUM BEAM REFLECTOR, SELF FLANGED PAINTED WHITE, SPECULAR CLEAR FINISH	080083660803	0.939	1	100				•	US
	6CWWW1421LI	VERTICAL 6" CFL WALL WASH REFLECTOR, SELF FLANGED, SPECULAR CLEAR FINISH	080083660827	0.511	1	100				•	US
	6CLV142M1LI1	VERTICAL 6" CFL ACRYLIC PRISMATIC MEDIUM BEAM LENS REFLECTOR, SELF FLANGED, SPECULAR CLEAR FINISH	080083660841	0.8	1	100					US
	6CLH1421LI1	HORIZONTAL 6" CFL PRISMATIC LENSED REFLECTOR, SELF FLANGED TRIM, SPECULAR CLEAR FINISH	080083660865	1.219	1	100	•	•		•	US
	6CV142W0LI	VERTICAL 6" CFL WIDE BEAM REFLECTOR, POLYMER TRIM RING, SPECULAR CLEAR FINISH	080083660872	0.531	1	100	•		•	•	US
	6CV142W1LI	VERTICAL 6" CFL WIDE BEAM REFLECTOR, SELF FLANGED, SPECULAR CLEAR FINISH	080083660889	1.031	1	100				•	US
	6CH1420LI	HORIZONTAL 6" CFL REFLECTOR, POLYMER TRIM RING, SPECULAR CLEAR FINISH, 1 LAMP	080083661046	1.188	1	100				•	US
	6CH1421H	HORIZONTAL 6" CFL REFLECTOR, SELF FLANGED, HAZE FINISH	080083661053	0.815	1	100				•	US
	6CH1421LI	HORIZONTAL 6" CFL REFLECTOR, SELF FLANGED, SPECULAR CLEAR FINISH	080083661060	0.679	1	100	•			•	US
	6CH2261LI	HORIZONTAL 6" CFL REFLECTOR, SELF FLANGED, SPECULAR CLEAR FINISH, 2 LAMP	080083661091	1.1	1	100				•	US
	6CH1421HWF	HORIZONTAL 6" CFL REFLECTOR, SELF FLANGED PAINTED WHITE, HAZE FINISH	080083661107	1.1	1	100				•	US
	6CV142W1LIWF	VERTICAL 6" CFL WIDE BEAM REFLECTOR, SELF FLANGED PAINTED WHITE, SPECULAR CLEAR FINISH	080083722730	1.2	1	100				•	US
	6CV142M1HWF	VERTICAL 6" CFL MEDIUM BEAM REFLECTOR, SELF FLANGED PAINTED WHITE, HAZE FINISH	080083722747	1.2	1	100				•	US

CFL Accessories

Accessories

C836P	PENDANT KIT, CFL, 36", WHITE	662400602187	3.618	4	300					•	US
-------	------------------------------	--------------	-------	---	-----	--	--	--	--	---	----

 Indicates EISA Compliant Pulse Start Products  Indicates MarketPro Product Country of Origin - as Indicated

Please reference the Cooper Lighting Stock Guide Terms and Conditions page. Pictures are a representation of product categories and may not illustrate the exact skus listed. Product information is subject to change without notice. Consult factory representative for additional information and inventory details. Visit www.cooperlighting.com for more product information.

CATALOG NUMBER	DESCRIPTION	UPC CODE	WEIGHT	CASE PALLET					COO
				QTY	QTY	IL	NJ	TX	

Incandescent Recessed



3" Adjustable
HA3MR

ADJUSTABLE 3.5" LOW VOLTAGE MR16 HOUSING

662400648857

9.9

2

72

--	--	--	--	--	--	--	--	--	--

US

Incandescent Accessories

Accessories

H836P

PENDANT KIT, 36", INCANDESCENT, WHITE

662400133681

1.879

1

50

--	--	--	--	--	--	--	--	--	--

US

CFL, HID, and Incandescent Accessories

Accessories

HB26

BAR HANGER, C-CHANNEL 26" LONG

662400136187

1.3

20

640

--	--	--	--	--	--	--	--	--	--

US

RMB22

22" LONG WOOD JOIST MOUNTING BARS

662401000821

1.141

4

384

--	--	--	--	--	--	--	--	--	--

US

TRMC6P

6-3/8" WHITE METAL TRIM RING

080083692866

0.1

1

175

--	--	--	--	--	--	--	--	--	--

US

AC120P

120" AIRCRAFT CABLE-WHITE

080083892334

1.53

1

216

--	--	--	--	--	--	--	--	--	--

MX

AC48MB

48" AIRCRAFT CABLE-BLACK

080083892341

1.53

1

216

--	--	--	--	--	--	--	--	--	--

MX

LGSKT4IP66

4 IN. IP66 GASKET KIT

080083892655

1

12

448

--	--	--	--	--	--	--	--	--	--

US

LGSKT6SQIP66

6 IN. SQUARE IP66 GASKET KIT

080083892662

0.13

1

640


--	--	--	--	--	--	--	--	--	--


US


Iris


Iris Platform


3" IC Rated LED																																																	
	<table border="1"> <tr> <td>P3LED09827E</td> <td>3" IC LED HOUSING, 900LM, 80CRI, 2700K</td> <td>080083729647</td> <td>13.85</td> <td>1</td> <td>20</td> <td>■</td> <td>■</td> <td>■</td> <td>■</td> <td>●</td> <td>US</td> </tr> <tr> <td>P3LED09830E</td> <td>3" IC LED HOUSING, 900LM, 80CRI, 3000K</td> <td>080083694662</td> <td>14.2</td> <td>1</td> <td>24</td> <td>■</td> <td>■</td> <td>■</td> <td>■</td> <td>●</td> <td>US</td> </tr> <tr> <td>P3LED09927E</td> <td>3" IC LED HOUSING, 900LM, 90CRI, 2700K</td> <td>080083729654</td> <td>14.1</td> <td>1</td> <td>20</td> <td>■</td> <td>■</td> <td>■</td> <td>■</td> <td>●</td> <td>US</td> </tr> <tr> <td>P3LED09930E</td> <td>3" IC LED HOUSING, 900LM, 90CRI, 2300K</td> <td>080083729760</td> <td>14</td> <td>1</td> <td>12</td> <td>■</td> <td>■</td> <td>■</td> <td>■</td> <td>●</td> <td>US</td> </tr> </table>	P3LED09827E	3" IC LED HOUSING, 900LM, 80CRI, 2700K	080083729647	13.85	1	20	■	■	■	■	●	US	P3LED09830E	3" IC LED HOUSING, 900LM, 80CRI, 3000K	080083694662	14.2	1	24	■	■	■	■	●	US	P3LED09927E	3" IC LED HOUSING, 900LM, 90CRI, 2700K	080083729654	14.1	1	20	■	■	■	■	●	US	P3LED09930E	3" IC LED HOUSING, 900LM, 90CRI, 2300K	080083729760	14	1	12	■	■	■	■	●	US
P3LED09827E	3" IC LED HOUSING, 900LM, 80CRI, 2700K	080083729647	13.85	1	20	■	■	■	■	●	US																																						
P3LED09830E	3" IC LED HOUSING, 900LM, 80CRI, 3000K	080083694662	14.2	1	24	■	■	■	■	●	US																																						
P3LED09927E	3" IC LED HOUSING, 900LM, 90CRI, 2700K	080083729654	14.1	1	20	■	■	■	■	●	US																																						
P3LED09930E	3" IC LED HOUSING, 900LM, 90CRI, 2300K	080083729760	14	1	12	■	■	■	■	●	US																																						


3" Non-IC Low Voltage													
	<table border="1"> <tr> <td>PN3MR</td> <td>3" NON-IC LOW VOLTAGE HOUSING</td> <td>662400609667</td> <td>5.794</td> <td>1</td> <td>126</td> <td>■</td> <td>■</td> <td>■</td> <td>■</td> <td>●</td> <td>US</td> </tr> </table>	PN3MR	3" NON-IC LOW VOLTAGE HOUSING	662400609667	5.794	1	126	■	■	■	■	●	US
PN3MR	3" NON-IC LOW VOLTAGE HOUSING	662400609667	5.794	1	126	■	■	■	■	●	US		

3" Non-IC Low Voltage Remodel													
	<table border="1"> <tr> <td>RPN3MR</td> <td>3" NON-IC LOW VOLTAGE REMODEL HOUSING 50W</td> <td>623961149153</td> <td>4.75</td> <td>1</td> <td>160</td> <td>■</td> <td>●</td> <td>■</td> <td>■</td> <td>●</td> <td>US</td> </tr> </table>	RPN3MR	3" NON-IC LOW VOLTAGE REMODEL HOUSING 50W	623961149153	4.75	1	160	■	●	■	■	●	US
RPN3MR	3" NON-IC LOW VOLTAGE REMODEL HOUSING 50W	623961149153	4.75	1	160	■	●	■	■	●	US		


4" Square IC Rated													
	<table border="1"> <tr> <td>P408ICAT</td> <td>4" IC RATED MODULAR HOUSING</td> <td>623961387203</td> <td>6.475</td> <td>2</td> <td>40</td> <td>■</td> <td>■</td> <td>■</td> <td>■</td> <td>●</td> <td>CN</td> </tr> </table>	P408ICAT	4" IC RATED MODULAR HOUSING	623961387203	6.475	2	40	■	■	■	■	●	CN
P408ICAT	4" IC RATED MODULAR HOUSING	623961387203	6.475	2	40	■	■	■	■	●	CN		


4" Square Non-IC													
	<table border="1"> <tr> <td>P406TAT</td> <td>4" SQUARE NON-IC MODULAR HOUSING</td> <td>623961082795</td> <td>8.9</td> <td>2</td> <td>48</td> <td>■</td> <td>■</td> <td>■</td> <td>■</td> <td>●</td> <td>CN</td> </tr> </table>	P406TAT	4" SQUARE NON-IC MODULAR HOUSING	623961082795	8.9	2	48	■	■	■	■	●	CN
P406TAT	4" SQUARE NON-IC MODULAR HOUSING	623961082795	8.9	2	48	■	■	■	■	●	CN		

5" IC Rated													
	<table border="1"> <tr> <td>P5</td> <td>5" IC RATED MODULAR HOUSING</td> <td>662400611356</td> <td>5.585</td> <td>1</td> <td>48</td> <td>■</td> <td>■</td> <td>■</td> <td>■</td> <td>●</td> <td>CN</td> </tr> </table>	P5	5" IC RATED MODULAR HOUSING	662400611356	5.585	1	48	■	■	■	■	●	CN
P5	5" IC RATED MODULAR HOUSING	662400611356	5.585	1	48	■	■	■	■	●	CN		












5" Non-IC													
	<table border="1"> <tr> <td>PN5</td> <td>5" NON-IC MODULAR HOUSING</td> <td>622697326531</td> <td>3.943</td> <td>1</td> <td>75</td> <td>■</td> <td>■</td> <td>■</td> <td>■</td> <td>●</td> <td>US</td> </tr> </table>	PN5	5" NON-IC MODULAR HOUSING	622697326531	3.943	1	75	■	■	■	■	●	US
PN5	5" NON-IC MODULAR HOUSING	622697326531	3.943	1	75	■	■	■	■	●	US		

Iris Power Modules

4" Square MR16 Low Voltage - MA4MR													
	<table border="1"> <tr> <td>MA4MR</td> <td>4" SQUARE ADJUSTABLE MR16 LOW VOLTAGE MODULE</td> <td>623961379352</td> <td>5.35</td> <td>12</td> <td>144</td> <td>■</td> <td>■</td> <td>■</td> <td>■</td> <td>●</td> <td>CN</td> </tr> </table>	MA4MR	4" SQUARE ADJUSTABLE MR16 LOW VOLTAGE MODULE	623961379352	5.35	12	144	■	■	■	■	●	CN
MA4MR	4" SQUARE ADJUSTABLE MR16 LOW VOLTAGE MODULE	623961379352	5.35	12	144	■	■	■	■	●	CN		



4" Square MR16 Low Voltage - MV4MR													
	<table border="1"> <tr> <td>MV4MR</td> <td>4" SQUARE VERTICAL MR16 LOW VOLTAGE MODULE</td> <td>623961677809</td> <td>1.2</td> <td>1</td> <td>400</td> <td>■</td> <td>■</td> <td>■</td> <td>■</td> <td>●</td> <td>US</td> </tr> </table>	MV4MR	4" SQUARE VERTICAL MR16 LOW VOLTAGE MODULE	623961677809	1.2	1	400	■	■	■	■	●	US
MV4MR	4" SQUARE VERTICAL MR16 LOW VOLTAGE MODULE	623961677809	1.2	1	400	■	■	■	■	●	US		

5" and 7" Line Voltage Downlight													
	<table border="1"> <tr> <td>M120</td> <td>5" AND 7" LINE VOLTAGE A AND PAR LAMP DOWNLIGHT MODULE</td> <td>662400615415</td> <td>0.34</td> <td>12</td> <td>1152</td> <td>■</td> <td>■</td> <td>■</td> <td>■</td> <td>●</td> <td>US</td> </tr> </table>	M120	5" AND 7" LINE VOLTAGE A AND PAR LAMP DOWNLIGHT MODULE	662400615415	0.34	12	1152	■	■	■	■	●	US
M120	5" AND 7" LINE VOLTAGE A AND PAR LAMP DOWNLIGHT MODULE	662400615415	0.34	12	1152	■	■	■	■	●	US		

CATALOG NUMBER	DESCRIPTION	UPC CODE	WEIGHT	CASE PALLET					COO	
				QTY	QTY	IL	NJ	TX		CA
Iris Optical Element										
3" Adjustable Accent										
	E3AAC	3" ADJUSTABLE ACCENT, CLEAR REFLECTOR	662400684831	0.521	6	288				US
	E3AAH	3" ADJUSTABLE ACCENT, HAZE REFLECTOR	080083666737	0.501	6	720				US
	E3OVAL	3" OVAL PINHOLE	662400685920	0.5	6	480				US
3" Downlight Shower										
	E3SRH	3" DOWNLIGHT SHOWER, HAZE REFLECTOR	662400685470	0.61	6	432				US
3" Lensed Shower Downlight										
	E3SRC	3" LENSED SHOWER DOWNLIGHT, CLEAR REFLECTOR	080083729630	0.61	6	432				US
3" MR16 Downlight										
	E3MRC	3" MR16 DOWNLIGHT, CLEAR REFLECTOR	662400685357	0.557	6	288				US
	E3MRH	3" MR16 DOWNLIGHT, HAZE REFLECTOR	662400685364	0.549	20	800				US
	E3MRMW	3" MR16 DOWNLIGHT, MATTE WHITE REFLECTOR	080083729616	0.4	6	240				US
3" Pinhole										
	E3PIN	3" PINHOLE	662400684183	0.719	6	480				US
	E3PINLARGE	3" PINHOLE LARGE	662400684275	0.6	6	480				US
4" Square Adjustable Accent										
	E4AAH	4" SQUARE ADJUSTABLE ACCENT, HAZE REFLECTOR	623961366369	1	1	300				US
4" Square Downlight										
	E4LHSF	4" SQUARE DOWNLIGHT, HAZE REFLECTOR, SELF FLANGED	623961366338	1	6	360				US
4" Square Pinhole										
	E4PIN	4" SQUARE PINHOLE, WHITE	623961366444	0.661	36	288				CN
4" Square Shower Pinhole										
	E4PINSRRL	4" SQUARE SHOWER PINHOLE, WHITE, RIMLESS	080083521746	0.85	36	288				US
4" Parabolic Lower Shielding Reflector										
	E4MRH	4" SQUARE DOWNLIGHT, HAZE REFLECTOR	623961520594	0.31	6	240				US
5" PAR30 Downlight										
	E5P30H	5" PAR30 DOWNLIGHT, HAZE REFLECTOR	662400615996	1.37	6	144				US

Ⓢ Indicates EISA Compliant Pulse Start Products  Indicates MarketPro Product Country of Origin - as Indicated

Please reference the Cooper Lighting Stock Guide Terms and Conditions page. Pictures are a representation of product categories and may not illustrate the exact skus listed. Product information is subject to change without notice. Consult factory representative for additional information and inventory details. Visit www.cooperlighting.com for more product information.

CATALOG NUMBER	DESCRIPTION	UPC CODE	WEIGHT	CASE		PALLET					COO	
				QTY	QTY	IL	NJ	TX	CA	GA		
Iris Components & Accessories												
	Lenses											
LHEX	2IN HEX CELL LOUVER	662400614845	0.041	50	6000						•	US
LSPD	2" SPREAD LENS	662400614715	0.114	50	5000						•	US
LSF	2" SOFT FOCUS LENS	662400614722	0.025	100	24000						•	US
	Mount Collars											
FMC3	3" FLUSH MOUNT COLLAR	622696870677	0.448	6	600						•	US
	Accessories											
LC16KIT	RETROFIT LAMP CAPSULE KIT FOR PN3MR	623961078651	0.17	36	432						•	CN
RLA4X4	4" RIMLESS ADAPTER	623961524912	0.263	54	864						•	CN
RA4X4	4" SQUARE RIMLESS ADAPTER	080083603169	0.938	12	240						•	CN
RG50FL40	50MM GLASS LED REFLECTOR, 40 DEGREE	080083615261	0.14	10	5400						•	DE;US
RG50MH	50MM LED REFLECTOR MEDIA HOLDER	080083617623	0.79	1	1540						•	US
RG50NFL25	50MM GLASS LED REFLECTOR, 25 DEGREE	080083615278	0.12	10	6240						•	DE;US
RG50NSP10	50MM GLASS LED REFLECTOR, 10 DEGREE	080083615285	0.12	10	6240						•	DE;US
RG50SP15	50MM GLASS LED REFLECTOR, 15 DEGREE	080083628742	0.153	1	10						•	DE;US

CATALOG NUMBER	DESCRIPTION	UPC CODE	WEIGHT	CASE PALLET					COO
				QTY	QTY	IL	NJ	TX	

Step

Zuma - 1203



Low Voltage - 1203

1203-INC13-12-BZ	13W T5 INCANDESCENT EYELID FACEPLATE, BRONZE	662400761105	0.618	1	200															US
------------------	----------------------------------------------	--------------	-------	---	-----	--	--	--	--	--	--	--	--	--	--	--	--	--	--	----

Zuma - 1211



Compact Fluorescent - 1211

1211-LP-CF9-120-BK	9W TT LOUVERED POLYCARBONATE FACEPLATE, BLACK	783363038490	1.581	1	650															US
1211-LP-CF9-120-WT	9W TT LOUVERED POLYCARBONATE FACEPLATE, WHITE	783363038483	1.55	1	288															US

Pathway

Cambria - 206



Low Voltage - 206

206-50MR16-12-BK	50W MR16, 13.375" SIDE STEM, BLACK	783363038988	1.613	1	360															US
206-50MR16-12-BZ	50W MR16, 13.375" SIDE STEM, BRONZE	662400743439	1.795	1	360															US

Underwater

Atlantis - 1407



Low Voltage - 1407


1407-75MR16-12-NBZ	75W MR16, NATURAL BRONZE	622697307103	6.268	1	100															US
--------------------	--------------------------	--------------	-------	---	-----	--	--	--	--	--	--	--	--	--	--	--	--	--	--	----

CATALOG NUMBER

DESCRIPTION

UPC CODE WEIGHT QTY CASE PALLET QTY IL NJ TX CA GA COO

Accessories



Lenses, Louvers & Filters

DIF	DIFFUSED LENS FOR MR16 LAMPS	662400756798	0.068	50	7500															US
LSL	LINEAR SPREAD LENS FOR MR16 FIXTURES	662401101856	0.083	20	2160															US
LVR	HEX CELL LOUVER FOR MR16 FIXTURES	662400740308	0.048	1	500															US
OSL	OVERALL SPREAD LENS FOR MR16 FIXTURES	662400741404	0.269	1	800															US



Ground Mounting

GS03-BK	GROUND SPIKE FOR LOW VOLTAGE FIXTURES ACCEPTS 1/2" NPS HUBS, BLACK	783363039008	0.543	1	100															US
GS05	GROUND SPIKE HEIGHT ADJUSTABLE POLYCARBONATE, BLACK	662400740537	0.556	1	600															US
GS08	GROUND SPIKE W/ SIDE OR BOTTOM WIRE WAY ABS	783363038735	0.28	1	500															US



Optical Accessories

FH-203-BK	GLARE SHIELD FOR 203 FIXTURE, BLACK	783363038797	0.235	1	1536															US
FH-203-BZ	GLARE SHIELD FOR 203 FIXTURE, BRONZE	783363038704	0.468	1	1440															US
FH-203-WT	GLARE SHIELD FOR 203 FIXTURE, WHITE	783363044767	0.27	1	1536															US



Surface, Wall & Tree Mounting

FS1-BZ	RECTANGULAR WALL PLATE/BOX COVER SINGLE MOUNT FOR USE WITH MB1, BRONZE	783363078960	0.463	66	3300															US
RS1-BK	ROUND WALL PLATE/BOX COVER SINGLE MOUNT FOR USE WITH MBR1, BLACK	783363039282	0.943	1	200															US
RS1-BZ	ROUND WALL PLATE/BOX COVER SINGLE MOUNT FOR USE WITH MBR1, BRONZE	783363040028	0.776	1	5000															US
TM01-BZ	ROUND MOUNT SURFACE/TREE, BRONZE	662400743583	0.2	1	2000															US
TM01-WT	ROUND MOUNT SURFACE/TREE, WHITE	662400743644	0.2	1	200															US
TM04-BZ	EXPANDING TREE STRAP FOR ONE FIXTURE, BRONZE	662400743576	0.368	1	500															US
TM05-BK	RECTANGULAR MOUNT SURFACE/TREE, BLACK	783363039312	0.25	1	1000															US
TM05-BZ	RECTANGULAR MOUNT SURFACE/TREE, BRONZE	783363038858	0.3	20	2100															US
TM05-WT	RECTANGULAR MOUNT SURFACE/TREE, WHITE	783363041834	1	1	1															US

McGraw-Edison

Parking Garage and Canopy TopTier LED



Round WaveStream

CATALOG NUMBER	DESCRIPTION	UPC CODE	WEIGHT	QTY	QTY	IL	NJ	TX	CA	GA	COO
TT-C2-LED-E1-WQ	ROUND WAVESTREAM PARKING GARAGE AND CANOPY LED LUMINAIRE, C2 LUMEN PACKAGE, 120-277V, 4000K CCT, 70 CRI, WQ WIDE DISTRIBUTION, WHITE	080083787746	16	1	16						MX
TT-C3-LED-E1-WQ	ROUND WAVESTREAM PARKING GARAGE AND CANOPY LED LUMINAIRE, C3 LUMEN PACKAGE, 120-277V, 4000K CCT, 70 CRI, WQ WIDE DISTRIBUTION, WHITE	080083788361	16	1	16						MX
TT-C3-LED-E1-WQ-AP	ROUND WAVESTREAM PARKING GARAGE AND CANOPY LED LUMINAIRE, C3 LUMEN PACKAGE, 120-277V, 4000K CCT, 70 CRI, WQ WIDE DISTRIBUTION, GRAY	080083786503	16	1	16						MX
TT-C5-LED-E1-WQ	ROUND WAVESTREAM PARKING GARAGE AND CANOPY LED LUMINAIRE, C5 LUMEN PACKAGE, 120-277V, 4000K CCT, 70 CRI, WQ WIDE DISTRIBUTION, WHITE	080083788217	16	1	16						MX

CATALOG NUMBER

DESCRIPTION

UPC CODE WEIGHT QTY CASE PALLET QTY IL NJ TX CA GA COO

Fail-Safe

Commercial Vandal Resistant LED



HVSL8

HVSL8-4-LD4-2STD-40-UNV-C-EDC1

HARMONY VANDAL RESISTANT LINEAR STEEL LED, 2 LED ROWS, STANDARD OUTPUT, 4000K, CLEAR LENS

080083753505

11

1

30



US

Linear Fluorescent



FWW

FWW-232-UNV-EB81

WALL VANDAL WRAP, 4', TWO 32W T8 LAMP, WET LOCATION

622696471058

22

1

40



US

Medical Wall



MCL

MCL-W-120-W-PHC

MEDICAL CHART NIGHTLIGHT 120V, PHOTOCELL, CLEAR ACRYLIC LENS, WHITE

080083840892

0.375

6

144



MX



MLN

MLN-UNV-BN

NIGHTLIGHT, VERTICAL LOUVER, UNV, BRUSHED NICKEL

080083840908

0.71

6

144



MX;US

MLN-UNV-W

NIGHTLIGHT, VERTICAL LOUVER, UNV, WHITE

080083840915

0.88

6

144



MX;US



MSN

MSN-UNV-W

NIGHTLIGHT, SCOOP, UNV, WHITE

080083840922

0.71

6

432



MX;US

Undercabinet



MAS

UCL-2-LD4-35-A12125-EDC1-UNV

2 FT. UNDERCABINET, LED, 3500K 120/277V, NON-DIM, ACRYLIC PATTERN

080083840939

12

1

104



US

UCL-4-LD4-35-A12125-EDC1-UNV

4 FT. UNDERCABINET, LED, 3500K 120/277V, NON-DIM, ACRYLIC PATTERN

080083840946

12

1

52



US

Accessories

Accessories



Drywall Framing Kit

DFCL-1248W-U

1' X 4' DRYWALL FLANGE KIT, WHITE WITH GASKET

080083753994

2.822

1

130



US

DFCL-2424W-U

2' X 2' DRYWALL FRAMING KIT, WHITE WITH GASKET

080083840861

2.822

1

130



US

DFCL-2448W-U

2' X 4' DRYWALL FRAMING KIT

080083840878

2.822

1

130



US

CATALOG NUMBER

DESCRIPTION

UPC CODE WEIGHT CASE PALLET QTY QTY IL NJ TX CA GA COO

Poles

Poles

Steel Poles

Accessories

AB1GF	3/4" X 25" ANCHOR BOLT W/2 NUTS, 2 FLAT WASHERS, FULLY GALVANIZED	080083587544	3.15	4	200															US
AB3	1" X 36" ANCHOR BOLT W/2 NUTS, 2 FLAT WASHERS	662400115038	8.5	4	100	•	•	•	•	•										US
TMP2	ANCHOR BOLT TEMPLATE 12 1/2" SSS 4-BOLT CIRCLE 1" ANCHOR BOLTS	662400119159	0.194	500	9000	•														US
TMP4	ANCHOR BOLT TEMPLATE 11" RTS 4-BOLT CIRCLE 3/4" ANCHOR BOLTS	662400124917	0.04	200	12800															US
TMP5	ANCHOR BOLT TEMPLATE 12 1/2" RTS 4-BOLT CIRCLE 1" ANCHOR BOLTS	662400124245	0.346	300	10800															US
AB1	3/4" X 25 ANCHOR BOLT W/2 NUTS, 2 FLAT WASHER	662400115014	3.262	4	300	•	•	•	•	•										CN;US
TMP1	ANCHOR BOLT TEMPLATE 11" SSS 4-BOLT CIRCLE 3/4" ANCHOR BOLTS	662400119142	0.046	100	18000	•	•	•	•	•										CN;US



4"																				
SSS4A20SFM4	4" SQUARE STRAIGHT STEEL X .120 X 20' M4 DRILL BRONZE INCLUDES HARDWARE KIT, MUST BE ORDERED WITH AB1 AND TMP1	622697005276		1	1	1	•													MX
SSS4A25SFM4	4" SQUARE STRAIGHT STEEL X .120 X 25' M4 DRILL BRONZE INCLUDES HARDWARE KIT, MUST BE ORDERED WITH AB1 AND TMP1	662401143467		216	1	1	•													MX

CATALOG NUMBER

DESCRIPTION

UPC CODE WEIGHT QTY CASE PALLET QTY IL NJ TX CA GA COO



Controls

Lighting Control Panels - Stand-Alone

Image		Model	Description	UPC	Weight	Qty	Case	Pallet	IL	NJ	TX	CA	GA	COO
		LiteKeeper 4 LK4-277NO	LITEKEEPER 4 STAND ALONE LIGHTING CONTROL PANEL, 277 VAC, NORMALLY OPEN RELAYS	080083594603	10	1	150							US
		LK4-120NO	LITEKEEPER 4 STAND ALONE LIGHTING CONTROL PANEL, 120 VAC, NORMALLY OPEN RELAYS	080083592043	9.4	1	126							
		LiteKeeper 8 LK8	LITEKEEPER 8 STAND ALONE LIGHTING CONTROL PANEL	080083594573	11.602	1	45							 US
		LK8-LRC	LITEKEEPER 8 WITH LATCHING RELAY CARD	080083625994	54	1	6							
		LiteKeeper 16 LK16-120/277-S2-L0-M0-T0-HVB0	LITEKEEPER 16 STAND ALONE LIGHTING CONTROL PANEL	080083594580	26.4	1	32							US
		LiteKeeper Boards and Accessories												
		LK-LB	LITEKEEPER LOGIC BOARD	080083594566	7.619	1	32							US
		DLC-PD-DIM	INDOOR PHOTODIODE SENSOR	080083503698	0.19	2	800							US


Lighting Controls - Daylighting









Daylight Sensor

Image		Model	Description	UPC	Weight	Qty	Case	Pallet	IL	NJ	TX	CA	GA	COO
		Indoor Contact Input Photosensor PPS-4	INDOOR CONTACT INPUT PHOTOCCELL	080083626298	0.354	1	24							US
		Outdoor Contact Input Photosensor PPS-5	OUTDOOR CONTACT INPUT PHOTODIODE	080083598168	0.447	1	1536							US
		DLC-PD-OT	OUTDOOR DAYLIGHTING SENSORS - USED WITH DAYLIGHTING CONTROLLER	080083503667	0.5	1	120							

Lighting Controls - Emergency






Emergency Power Control






Image		Model	Description	UPC	Weight	Qty	Case	Pallet	IL	NJ	TX	CA	GA	COO
		120V or 277V CEPC-2	EMERGENCY POWER CONTROL, 120V OR 277V	080083827442	0.45	64	1008							US
		CEPC-2-D	0-10V LOAD EMERGENCY POWER CONTROL	080083832088	0.5	64	920							

CATALOG NUMBER	DESCRIPTION	UPC CODE	WEIGHT	QTY	CASE QTY	PALLET QTY	IL	NJ	TX	CA	GA	COO	
Room Controller													
Room Controller													
	3 Zone Dimming RC3D-PL	ROOM CONTROLLER, THREE RELAYS, THREE 0-10V DIMMING, 120-277V, PLENUM	080083835027	7.7	4	120					•	MY	
	3 Zone w/ PEM RC3DE-PL	ROOM CONTROLLER PANEL, 3 RELAY, 3 DIMMER, EMERGENCY CONTROL	080083835041	9.2	2	4					•	MY	
	Cable												
	GGRJ45-10-G	QUICKCONNECT RJ45 CABLE, 10 FEET	080083657025	0.212	30	4500					•	•	US
	GGRJ45-25-G	QUICKCONNECT RJ45 CABLE, 25 FEET	080083657032	0.45	40	1920					•	•	US
	GGRJ45-50-G	QUICKCONNECT RJ45 CABLE, 50 FEET	080083657049	0.671	20	960					•	•	US
	GGRC-COUPLER	RJ45 COUPLER	080083657001	0.3	1	1120					•	•	US
	GGRC-SPLITTER	RJ45 SPLITTER	080083656998	0.3	1	1120					•	•	US
	GGRJ45-03-G	RJ45 CABLES 3 FEET	080083657018	0.3	1	1120					•	•	US
Daylight Sensor													
	Room Controller Daylight Sensor, CAT5 DSRC-FMOIR	DAYLIGHT SENSOR RC - CAT5	080083786497	0.094	50	2100					•	•	MY
Switchpack													
	Room Controller Switchpack CAT5 Receptacle Rated 20A 120V SPRC-R-20-120	SWITCHPACKCAT5 RECPATED 20A 120V - BULK10	080083718191	1.15	10	720					•	•	MY
Wallstation													
	3 Button												
	RC-3TLB-Z1D-W	RC, ZONE 1, RL - WHITE	080083695126	0.3	1	1120					•	•	MY US
	RC-3TLB-Z2D-W	RC, ZONE 2, RL - WHITE	080083695133	0.3	1	1120					•	•	US
	RC-3TLB-Z3D-W	RC, ZONE 3, RL - WHITE	080083695140	0.3	1	1120					•	•	US
	5 Button												
	RC-5TSB-OS2-W	OFFICE STATION 2 - WHITE	080083657322	0.3	1	1120					•	•	MY US
	6 Button												
	RC-6TSB-ZAD-W	RC, INDIVIDUAL DIMMERS - WHITE	080083697168	0.3	1	1120					•	•	US
	3 Button (Half Lights, Full Lights, All OFF)												
	RC-3TLB-OS1-W	OFFICE STATION, BUTTONS (HALF LIGHTS, FULL LIGHTS, ALL OFF)	080083657315	0.3	1	1120					•	•	US


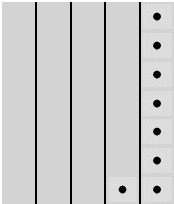
CATALOG NUMBER	DESCRIPTION	UPC CODE	WEIGHT	QTY	CASE PALLET					COO
					QTY	IL	NJ	TX	CA	





Wall Switch No Sensor - 120V 0-10V Dimmer

<i>Slide Dimmer</i>										
	WBSD-010SLD-W	0-10V SLIDE DIMMER, 120/277VAC	080083735280	0.3	10	1050			CN	
	WBSD-010-CCT-W	0-10V SLIDE DIMMER FOR VIVIDTUNE CCT	080083874675	0.21	10	1200			CN	




<i>Decorator Dimmer</i>										
	WBSD-010DEC-C1	0-10V DECORATOR DIMMER, 120/277VAC	080083735266	0.3	10	1050			CN	
	WBSD-DEC-C1	DECORATOR DIMMER 120V - W, V, A	080083735402	0.3	10	960			CN	

Wall Switch No Sensor - 120/277V 0-10V Dimmer

<i>Slide Dimmer</i>										
	WBSD-010SLD-GY	0-10V DECORATOR DIMMER, GRAY	080083735327	0.2	10	1050			US	
	WBSD-010SLD-V	0-10V DECORATOR DIMMER, IVORY	080083735303	0.2	10	1050			CN	
	WBSD-DEC-C2	DECORATOR DIMMER 120V - LA, W, V	080083735419	0.3	10	1050			US	
	WBSD-DEC-C5	DECORATOR DIMMER 120V - B, G, W	080083735426	0.3	10	1050			US	
	WBSD-010SLD-BK	0-10V DECORATOR DIMMER, BLACK	080083735334	0.2	10	1050			US	
	WBSD-010SLD-LA	0-10V DECORATOR DIMMER, LIGHT ALMOND	080083735310	0.2	10	1050			CN	
	WBSD-010M-C1	0-10V PRESET SLIDE DIMMER, 120/277VAC, 28M A SINK CURRENT	080083834983	0.38	10	960		CN		

<i>Decorator Dimmer</i>										
	WBSD-010DEC-C2	0-10V ALL-LOAD DECORATOR DIMMER, 120/277VAC	080083735273	0.3	10	1050			CN	
	WBSD-010DEC-C5	0-10V DECORATOR DIMMER, 120/277VAC	080083734719	0.3	10	1050			CN	

Wall Switch Occupancy and Vacancy Sensor - 120V PIR - Occupancy

<i>PIR Single Level 120V Occupancy Sensor Switch</i>										
	OSW-P-0801-120-V	PIR SINGLE LEVEL 120V WALL SWITCH SENSOR, IVORY	032664729836	0.314	36	990			CN	
	OSW-P-0801-120-W	PIR SINGLE LEVEL 120V WALL SWITCH SENSOR, WHITE	032664729829	0.314	36	990			CN	


PIR - Vacancy


<i>PIR Single Level 120V Vacancy Sensor Switch</i>										
	VSW-P-0801-120-W	PIR SINGLE LEVEL 120V VACANCY SENSOR SWITCH, WHITE	032664729874	0.314	36	864			CN	

CATALOG NUMBER	DESCRIPTION	UPC CODE	WEIGHT	QTY	CASE PALLET					COO
					QTY	IL	NJ	TX	CA	


Wall Switch Occupancy and Vacancy Sensor - 120/277V Tier One

PIR - Occupancy


PIR Single Level 120/277V Occupancy Sensor Switch												
	OSW-P-0451-MV-W	PIR SINGLE LEVEL 120/277V WALL SWITCH SENSOR, WHITE, 450 SQ FEET COVERAGE	080083503377	0.35	32	1440				•	•	MY
	OSW-P-1001-MV-LA	PIR SINGLE LEVEL 120/277V WALL SWITCH SENSOR, LIGHT ALMOND	032664729799	0.36	30	990					•	CN
	OSW-P-1001-MV-V	PIR SINGLE LEVEL 120/277V WALL SWITCH SENSOR, IVORY, 1000 SQ FEET COVERAGE	032664729782	0.36	40	990					•	CN
	OSW-P-1001-MV-W	PIR SINGLE LEVEL 120/277V WALL SWITCH SENSOR, WHITE, 1000 SQ FEET COVERAGE	032664729775	0.36	40	1680				•	•	CN
	OSW-P-0451-MV-V	PIR SINGLE LEVEL 120/277V WALL SWITCH SENSOR, IVORY, 450 SQ FEET COVERAGE	080083503391	0.328	48	48				•	•	MY

PIR Dual Level 120/277V Occupancy Sensor Switch												
	OSW-P-0451-DMV-V	PIR DUAL LEVEL 120/277V WALL SWITCH SENSOR, IVORY	080083503513	0.383	50	1920				•	•	MY
	OSW-P-0451-DMV-W	PIR DUAL LEVEL 120/277V WALL SWITCH SENSOR, WHITE	080083503490	0.401	50	2400				•		MY

Ultrasonic - Occupancy



Ultrasonic Single Level 120/277V Occupancy Sensor Switch												
	OSW-U-0721-MV-W	ULTRASONIC SINGLE LEVEL 120/277V WALL SWITCH SENSOR, WHITE	080083503315	0.324	50	2250				•	•	MY


Dual Technology - Occupancy

Dual Technology Single Level 120/277V Occupancy Sensor Switch												
	OSW-DT-0601-MV-V	DUAL TECH SINGLE LEVEL 120/277V WALL SWITCH SENSOR, IVORY	080083504466	0.304	10	1680				•	•	US
	OSW-DT-0601-MV-W	DUAL TECH SINGLE LEVEL 120/277V WALL SWITCH SENSOR, WHITE	080083504473	0.299	10	1680				•		MX


Wall Switch Occupancy and Vacancy Sensor - 120/277V Tier Two





PIR - Occupancy

PIR Single Level 120/277V Occupancy Sensor Switch												
	ONW-P-1001-MV-G	NEOSWITCH PIR SINGLE LEVEL 120/277V WALL SWITCH SENSOR, GRAY	080083523894	0.5	10	900				•	•	MY
	ONW-P-1001-MV-W	NEOSWITCH PIR SINGLE LEVEL 120/277V WALL SWITCH SENSOR, WHITE	080083523863	0.5	10	900				•	•	 MY
	ONW-P-1001-MV-V	NEOSWITCH PIR SINGLE LEVEL 120/277V WALL SWITCH SENSOR, IVORY	080083523870	0.5	10	900				•	•	MY

PIR Dual Level 120/277V Occupancy Sensor Switch												
	ONW-P-1001-DMV-V	NEOSWITCH PIR DUAL RELAY 120/277V WALL SWITCH SENSOR, IVORY	080083524020	0.5	10	900				•		MY
	ONW-P-1001-DMV-W	NEOSWITCH PIR DUAL RELAY 120/277V WALL SWITCH SENSOR, WHITE	080083524013	0.5	10	900				•		MY

PIR - Vacancy













PIR Single Level 120/277V Vacancy Sensor Switch												
	VNW-P-1001-MV-W	NEOSWITCH VACANCY PIR - WHITE	080083644384	0.484	1	2000				•		MY
	VNLW-P-1001-MV-N-W	NEOSWITCH WITH NIGHTLIGHT VACANCY PIR SINGLE LEVEL, WITH NEUTRAL, 120/277V WALL SWITCH SENSOR, WHITE	080083626311	0.486	0	700				•		MY



CATALOG NUMBER	DESCRIPTION	UPC CODE	WEIGHT	CASE QTY	PALLET					COO
					QTY	IL	NJ	TX	CA	
Dual Technology - Occupancy										
	Dual Technology Single Level 120/277V Occupancy Sensor Switch									
ONW-D-1001-MV-B	NEOSWITCH DUAL TECH SINGLE LEVEL, NO NEUTRAL, 120/277V WALL SWITCH SENSOR, BLACK	080083524747	0.5	10	900				•	MY
ONW-D-1001-MV-G	NEOSWITCH DUAL TECH SINGLE LEVEL, NO NEUTRAL, 120/277V WALL SWITCH SENSOR, GRAY	080083524730	0.5	10	900				•	MY
ONW-D-1001-MV-LA	NEOSWITCH DUAL TECH SINGLE LEVEL, NO NEUTRAL, 120/277V WALL SWITCH SENSOR, LIGHT ALMOND	080083524723	0.5	10	960				•	MY
ONW-D-1001-MV-N-G	NEOSWITCH DUAL TECH SINGLE LEVEL, 120/277V WALL SWITCH SENSOR, GRAY	080083524624	0.5	10	900				•	MY
ONW-D-1001-MV-N-LA	NEOSWITCH DUAL TECH SINGLE LEVEL, 120/277V WALL SWITCH SENSOR, LIGHT ALMOND	080083524617	0.5	10	900				•	MY
ONW-D-1001-MV-N-V	NEOSWITCH DUAL TECH SINGLE LEVEL, 120/277V WALL SWITCH SENSOR, IVORY	080083524600	0.5	10	900				•	MY
ONW-D-1001-MV-V	NEOSWITCH DUAL TECH SINGLE LEVEL, NO NEUTRAL, 120/277V WALL SWITCH SENSOR, IVORY	080083524716	0.5	10	900				•	MY
ONW-D-1001-MV-W	NEOSWITCH DUAL TECH SINGLE LEVEL, NO NEUTRAL, 120/277V WALL SWITCH SENSOR, WHITE	080083524709	0.5	10	900				•	MY
ONW-D-1001-SP-W	NEOSWITCH DUAL TECH LOW VOLTAGE WHITE	080083560929	0.5	10	900				•	MY
ONW-D-1001-MV-N-W	NEOSWITCH DUAL TECH SINGLE LEVEL, 120/277V WALL SWITCH SENSOR, WHITE	080083524594	0.5	10	900				•	MY
	Dual Technology Dual Level 120/277V Occupancy Sensor Switch									
ONW-D-1001-DMV-G	NEOSWITCH DUAL TECH DUAL RELAY, NO NEUTRAL, 120/277V WALL SWITCH SENSOR, GRAY	080083524785	0.5	10	900				•	MY
ONW-D-1001-DMV-LA	NEOSWITCH DUAL TECH DUAL RELAY, NO NEUTRAL, 120/277V WALL SWITCH SENSOR, LIGHT ALMOND	080083524778	0.5	10	900				•	MY
ONW-D-1001-DMV-N-G	NEOSWITCH DUAL TECH DUAL RELAY, 120/277V WALL SWITCH SENSOR, GRAY	080083524686	0.5	10	900				•	MY
ONW-D-1001-DMV-N-V	NEOSWITCH DUAL TECH DUAL RELAY, 120/277V WALL SWITCH SENSOR, IVORY	080083524662	0.5	10	900				•	MY
ONW-D-1001-DMV-N-W	NEOSWITCH DUAL TECH DUAL RELAY, 120/277V WALL SWITCH SENSOR, WHITE	080083524655	0.5	10	900				•	MY
ONW-D-1001-DMV-W	NEOSWITCH DUAL TECH DUAL RELAY, NO NEUTRAL, 120/277V WALL SWITCH SENSOR, WHITE	080083524754	0.5	10	900				•	MY
ONW-D-1001-DMV-V	NEOSWITCH DUAL TECH DUAL RELAY, NO NEUTRAL, 120/277V WALL SWITCH SENSOR, IVORY	080083524761	0.5	10	900				•	MY
Dual Technology - Vacancy										
	Dual Technology Single Level 120/277V Vacancy Sensor Switch									
VNW-D-1001-MV-N-W	NEOSWITCH VACANCY DUAL TECH SINGLE LEVEL, WITH NEUTRAL, 120/277V WALL SWITCH SENSOR, WHITE	080083644483	0.484	10	1440				•	MY
VNW-D-1001-MV-W	NEOSWITCH VACANCY DUAL TECH SINGLE LEVEL, NO NEUTRAL, 120/277V WALL SWITCH SENSOR, WHITE	080083644438	0.45	10	1200				•	MY
	Dual Technology Dual Level 120/277V Vacancy Sensor Switch									
VNW-D-1001-DMV-W	NEOSWITCH VACANCY DUAL TECH DUAL LEVEL, NO NEUTRAL, 120/277V WALL SWITCH SENSOR, WHITE	080083652068	0.484	10	1440				•	MY

Occupancy and Vacancy Sensors - Extreme Temperature

OXC										
OXC-P-1500-R	PIR EXTREME TEMPERATURE SENSOR, 12 FEET MOUNTING, DAMP LOCATION	080083718238	0.5	40	200				•	MY



Occupancy and Vacancy Sensors - Ceiling Mount

CATALOG NUMBER	DESCRIPTION	UPC CODE	WEIGHT	CASE PALLET					COO
				QTY	QTY	IL	NJ	TX	
Line Voltage - Occupancy									
	PIR								
OAC-P-0500-DMV	MICROSET CEILING SENSOR W/ DAYLIGHT SENSOR, PASSIVE INFRARED, DUAL RELAY, 360 DEGREE, 500 SQUARE FEET, 120 TO 347 VAC, 50/60 HZ	080083579396	0.01	10	720			•	MY
OAC-P-0500-MV	MICROSET CEILING SENSOR W/DAYLIGHT SENSOR, PASSIVE INFRARED, 360 DEGREE, 500 SQUARE FEET, 120 TO 347 VAC, 50/60 HZ	080083579389	0.01	1	770			•	MY
OAC-P-1500-DMV	MICROSET CEILING SENSOR W/ DAYLIGHT SENSOR, PASSIVE INFRARED, DUAL RELAY, 360 DEGREE, 1500 SQUARE FEET, 120 TO 347 VAC, 50/60 HZ	080083608607	0.01	16	480			•	MY
OAC-P-1500-MV	MICROSET CEILING SENSOR W/DAYLIGHT SENSOR, PASSIVE INFRARED, 360 DEGREE, 1500 SQUARE FEET, 120 TO 347 VAC, 50/60 HZ	080083579402	0.64	10	630			• •	MY
	Ultrasonic								
OAC-U-2000-R	MICROSET CEILING SENSOR W/BAS AND DAYLIGHT SENSOR, ULTRASONIC, 32 KHZ, 360 DEGREE, 2000 SQUARE FEET, 10-30 VDC, CLASS 2	080083702046	0.6	10	770			• •	MY
	Dual Technology								
OAC-DT-2000-DMV	MICROSET CEILING SENSOR W/ DAYLIGHT SENSOR, DUAL TECHNOLOGY, DUAL RELAY, 360 DEGREE, 2000 SQUARE FEET, 120 TO 347 VAC, 50/60 HZ	080083579433	0.55	10	450			•	MY
OAC-DT-2000-MV	MICROSET CEILING SENSOR W/DAYLIGHT SENSOR, DUAL TECHNOLOGY, 360 DEGREE, 2000 SQUARE FEET, 120 TO 347 VAC, 50/60 HZ	080083579426	0.55	10	450		•	• •	 MY
OAC-DT-2000	MICROSET CEILING SENSOR, DUAL TECHNOLOGY (PASSIVE INFRARED AND ULTRASONIC), 32 KHZ, 360 DEGREE, 2000 SQUARE FEET, 10-30 VDC, CLASS 2	080083579266	0.55	10	450		• • • •	•	 MY
Low Voltage - Occupancy									
	PIR								
OAC-P-0500	MICROSET CEILING SENSOR, PASSIVE INFRARED, 360 DEGREE, 500 SQUARE FEET, 10-30 VDC, CLASS 2	080083579129	0.55	10	540			• •	MY
OAC-P-0500-R	MICROSET CEILING SENSOR W/BAS AND DAYLIGHT SENSOR, PASSIVE INFRARED, 360 DEGREE, 500 SQUARE FEET, 10-30 VDC, CLASS 2	080083702008	0.55	10	540			•	MY
OAC-P-1500	MICROSET CEILING SENSOR, PASSIVE INFRARED, 360 DEGREE, 1500 SQUARE FEET, 10-30 VDC, CLASS 2	080083579143	0.55	10	540			•	MY
	Ultrasonic								
OAC-U-2000	MICROSET CEILING SENSOR, ULTRASONIC, 32 KHZ, 360 DEGREE, 2000 SQUARE FEET, 10-30 VDC, CLASS 2	080083579204	0.58	10	960			• •	MY
	Dual Technology								
OAC-DT-0501	MICROSET CEILING SENSOR, DUAL TECHNOLOGY (PASSIVE INFRARED AND ULTRASONIC), 40 KHZ, 180 DEGREE, 500 SQUARE FEET, 10-30 VDC, CLASS 2	080083579228	0.55	10	540			•	 MY
OAC-DT-0501-R	MICROSET CEILING SENSOR, W/BAS AND DAYLIGHT SENSOR, DUAL TECHNOLOGY (PASSIVE INFRARED AND ULTRASONIC), 40 KHZ, 180 DEGREE, 500 SQUARE FEET, 10-30 VDC, CLASS 2	080083702053	0.55	10	540			•	MY
OAC-DT-1000	MICROSET CEILING SENSOR, DUAL TECHNOLOGY (PASSIVE INFRARED AND ULTRASONIC), 32 KHZ, 360 DEGREE, 1000 SQUARE FEET, 10-30 VDC, CLASS 2	080083579242	0.55	10	540		•	• •	 MY
OAC-DT-1000-R	MICROSET CEILING SENSOR W/BAS AND DAYLIGHT SENSOR, DUAL TECHNOLOGY (PASSIVE INFRARED AND ULTRASONIC), 32 KHZ, 360 DEGREE, 1000 SQUARE FEET, 10-30 VDC, CLASS 2	080083702060	0.55	10	450		•	• •	 MY
OAC-DT-2000-R	MICROSET CEILING SENSOR W/BAS AND DAYLIGHT SENSOR, DUAL TECHNOLOGY (PASSIVE INFRARED AND ULTRASONIC), 32 KHZ, 360 DEGREE, 2000 SQUARE FEET, 10-30 VDC, CLASS 2	080083702077	0.55	10	450		• • • •	•	 MY



 Indicates EISA Compliant Pulse Start Products  Indicates MarketPro Product Country of Origin - as Indicated

CATALOG NUMBER	DESCRIPTION	UPC CODE	WEIGHT	CASE PALLET					COO
				QTY	IL	NJ	TX	CA	

Low Voltage - Vacancy

	Ultrasonic VAC-U-1000-R	CEILING VACANCY US W/BAS - 1000 SQ FT	080083605835	0.01	0	600						MY
	Dual Technology VAC-DT-0501-R	MICROSET VACANCY CEILING SENSOR, W/BAS AND DAYLIGHT SENSOR, DUAL TECHNOLOGY (PASSIVE INFRARED AND ULTRASONIC), 40 KHZ, 180 DEGREE, 500 SQUARE FEET, 10-30 VDC, CLASS 2	080083702138	0.55	10	720						MY
	VAC-DT-2000-R	MICROSET VACANCY CEILING SENSOR W/BAS AND DAYLIGHT SENSOR, DUAL TECHNOLOGY (PASSIVE INFRARED AND ULTRASONIC), 32 KHZ, 360 DEGREE, 2000 SQUARE FEET, 10-30 VDC, CLASS 2	080083702152	0.55	10	450						MY


Occupancy and Vacancy Sensors - Wall/Corner Mount

	PIR OAWC-P-009L-H	PIR WALL/CORNER SENSOR, 90 LINEAR	080083577873	0.79	10	576						MY
	OAWC-P-009L-H-R	PIR WALL/CORNER SENSOR, 90 LINEAR, W/BAS RELAY AND DAYLIGHT SENSOR	080083577880	0.814	10	576						MY;US
	OAWC-P-120W	PIR WALL/CORNER SENSOR, WIDE ANGLE 120 DEGREE	080083577668	0.85	10	420						CA
	OAWC-P-120W-R	PIR WALL/CORNER SENSOR, WIDE ANGLE 120 DEGREE, W/BAS RELAY AND DAYLIGHT SENSOR	080083626304	0.818	10	360						MY
	Dual Technology OAWC-DT-120W	DUAL TECH WALL/CORNER SENSOR, WIDE ANGLE 120 DEGREE	080083579563	0.913	10	540						MY
	OAWC-DT-120W-R	DUAL TECH WALL/CORNER SENSOR, WIDE ANGLE 120 DEGREE, W/BAS RELAY AND DAYLIGHT SENSOR	080083579570	0.958	10	420						MY


Occupancy Sensors - Fixture Mount

	OEF-P, High-Bay Fixture Mount Sensor OEF-P-010V-MV	FIXTURE MOUNT PIR HIGH BAY/LOW BAY DIMMING OCCUPANCY SENSOR WITH INTEGRATED PHOTOCELL	080083758104	0.6	10	1200						CN
------------------------------------------------------------------------------------	--------------------------------------------------------------	---------------------------------------------------------------------------------------	--------------	-----	----	------	--	--	--	--	--	----


Occupancy Sensors - Low Voltage Ceiling Mount

	OXC-P, Extreme Temperature Sensor OXC-P-2MH0-R	PIR EXTREME TEMPERATURE SENSOR, 25 FEET MOUNTING, DAMP LOCATION	080083718245	0.79	40	360						CN;US
------------------------------------------------------------------------------------	----------------------------------------------------------	-----------------------------------------------------------------	--------------	------	----	-----	--	--	--	--	--	-------

Occupancy Sensors - Commercial Grade Wall Switches

	OSW-P-1001-MV PIR, Single Level 120/277V VSW-P-010-W	VAC WALL BOX SENSOR/DIMMER, 0-10V, WHITE	080083758975	0.3	6	1920						US
------------------------------------------------------------------------------------	----------------------------------------------------------------	------------------------------------------	--------------	-----	---	------	--	--	--	--	--	----

Occupancy Sensors - Specification Grade Wall Switches

	ONW-P-1001-MV NeoSwitch PIR, Single Level 120/277V ONW-P-1001-SP-W	WALL SWITCH SENSOR, LOW VOLTAGE, WHITE	080083524150	0.5	10	900						MY
------------------------------------------------------------------------------------	------------------------------------------------------------------------------	----------------------------------------	--------------	-----	----	-----	--	--	--	--	--	----

CATALOG
NUMBER

DESCRIPTION

UPC CODE WEIGHT CASE PALLET
QTY QTY IL NJ TX CA GA COO

Emergency Control Solutions



Emergency Power Control RRU-X-UNV

CATALOG NUMBER	DESCRIPTION	UPC CODE	WEIGHT	CASE QTY	PALLET QTY	IL	NJ	TX	CA	GA	COO
RRU-X-UNV	EMERGENCY POWER CONTROL, 0-10V AND LINE VOLTAGE	080083807567	0.5	46	920					•	TW
RRU-UNV	UL924 REMOTE RELAY UNIT	080083832149	1	1	12					•	US
RRU-X-UNV-FM	UL924 FIXTURE MOUNT REMOTE RELAY WITH 0-10V	080083833269	1	1	12					•	US

Corelite

Recessed Direct / Indirect Bridge Series



2'x2'

BRG-WS-25L35-LD2-UNV-22-T1-STD	LED, 2'X2' BRIDGE, WAVESTREAM, 2500 LUMENS, 85 CRI, 3500K, UNV 0-10V DIMMING DRIVER	080083835331	14	1	16					•	•	MX
BRG-WS-25L40-LD2-UNV-22-T1-STD	LED, 2'X2' BRIDGE, WAVESTREAM, 2500 LUMENS, 85 CRI, 4000K, UNV 0-10V DIMMING DRIVER	080083835324	14	1	16					•	•	MX
BRG-WS-35L40-LD2-UNV-22-T1-STD	LED, 2'X2' BRIDGE, WAVESTREAM, 3500 LUMENS, 85 CRI, 4000K, UNV 0-10V DIMMING DRIVER	080083835300	14	1	16					•		MX



2'x4'

BRG-WS-40L40-LD2-UNV-24-T1-STD	LED, 2'X4' BRIDGE, WAVESTREAM, 4000 LUMENS, 85 CRI, 4000K, UNV 0-10V DIMMING DRIVER	080083835287	27	1	8					•	•	MX
BRG-WS-50L40-LD2-UNV-24-T1-STD	LED, 2'X4' BRIDGE, WAVESTREAM, 5000 LUMENS, 85 CRI, 4000K, UNV 0-10V DIMMING DRIVER	080083835263	27	1	8					•		MX

Cooper Lighting, L.L.C.

Terms and Conditions

1. Applicable Terms and Conditions

(a) These terms and conditions of sale establish the rights, obligations, and remedies of Buyer and Seller that apply to any order issued by Buyer for the purchase of Seller's products and/or services ("Products"). No additional or different terms or conditions, whether contained in Buyer's purchase order form or in any other document or communication pertaining to Buyer's order, will be binding on Seller unless accepted in writing by an authorized representative of Seller. Seller expressly objects to and rejects any additional or different terms and conditions, which shall be ineffective.

(b) If Seller's order acknowledgement, invoice, other document, or electronic transmittal including or attaching these terms and conditions is found to be an acceptance of an offer, acceptance is expressly made conditional upon Buyer's assent solely to these terms and conditions, and acceptance of any part of Products delivered by Seller shall be deemed to constitute such assent by Buyer. If the order acknowledgement, invoice, other document, or electronic transmittal including or attaching these terms and conditions constitutes an offer, Buyer's acceptance of the offer is hereby limited to the terms of the offer.

2. Price, Payment Terms, and Title

(a) All prices represent those in effect at the time of quotation and are subject to change without notice. Unless prices are bid or quoted as "firm," Seller reserves the right to invoice at prices in effect at the date of shipment, regardless of any prior bid and whether notice was received by Buyer. Prices are stated in United States dollars unless otherwise indicated, are exclusive of shipping, handling, shipping insurance, duties, and sales, use, excise or similar taxes. Export packaging or any other special handling requested by Buyer will be at Buyer's expense. A service charge of \$25 will be assessed for any order less than \$100.

(b) Buyer acknowledges that the pricing of the Products has been set based on the agreed allocation of risks contained in these terms and conditions. If, notwithstanding the provisions of these terms and conditions, a court of competent jurisdiction determines that Buyer's terms and conditions apply to an order, then Seller shall have the right to either (i) modify the prices (including retroactively) according to the additional level of risk and responsibility that Buyer's terms and conditions require Seller to undertake; or (ii) cancel the order any time after such a determination without liability for the termination other than for the Products already delivered on these terms and conditions.

(c) Unless different credit terms have been extended to Buyer in writing by Seller, payment terms are net 30 days after delivery or date of invoice, whichever first occurs, in the currency invoiced. Seller reserves the right to modify or withdraw credit terms at any time without notice. If Buyer fails to fulfill the terms of payment, Seller may defer further shipments to Buyer or, at its option, cancel the unshipped portions of Buyer's orders. Buyer agrees to pay interest on all past due invoices at the lesser of 18% per annum, compounded monthly, or the highest contractual rate allowable under the law.

(d) Until full payment of all obligations of the Buyer for an order, Seller reserves the title (but not the risk of loss) to all Products furnished under that order. If the Buyer defaults in payment or performance or becomes subject to insolvency, receivership or bankruptcy proceedings or makes an assignment for the benefit of creditors, or without the consent of Seller voluntarily or involuntarily sells, transfers, leases or permits any lien or attachment on the Products, Seller may treat all amounts then or thereafter owing by Buyer to be immediately due and payable and Seller at its election may repossess Products for which Buyer has not paid in full. In the event of repossession of Products under this section, Buyer agrees that Seller may enter the premises where the Products may be located and remove them without notice and without being liable to Buyer for such repossession. Buyer will not set off invoiced amounts or any portion thereof against sums that are due or may become due from Seller, its parents, affiliates, or subsidiaries. Buyer grants Seller a security interest in all Products for which title has passed (including all after-acquired Products) that Seller sells Buyer and all proceeds of Products (including but not limited to all products in which Products are incorporated and any funds and products that Buyer receives in exchange for Products). Buyer consents to Seller's execution of any documents to evidence and perfect this security interest, and agrees to execute the same if requested by Seller.

3. Delivery and Risk of Loss

(a) Unless otherwise agreed in writing, all deliveries of Products will be EXW (Incoterms 2000) Seller's facility. Products will be packed in Seller's standard commercial shipping packages. Charges for shipping may not reflect net transportation costs paid by Seller. Buyer shall reimburse Seller for all costs of storage and handling incurred by Seller after the date that Seller is prepared to make shipment.

(b) Delivery and shipping dates are approximate and represent Seller's best estimate of the time required to make delivery or shipment. Time is not of the essence with respect to the transactions covered by these terms and conditions, except with respect to Buyer's obligation to make all related payments. Seller's obligations under these terms and conditions will be dependent upon Seller's ability to obtain necessary raw materials and components. Seller shall have the right to make partial deliveries and to ship up to forty (40) days in advance of shipping date.

4. Acceptance

Acceptance shall occur, if not before, when Buyer fails to reject within ten (10) days after delivery of the Products. Buyer may rightfully reject only when a reasonable inspection shows that the Products fail to conform substantially to the specifications for the Products. Buyer waives any right to revoke acceptance. Buyer's remedies for any nonconformity detected after acceptance are limited to those expressly provided in these terms and conditions for breach of warranty.

5. Limited Warranty

(a) Seller warrants to each original Buyer of Products that Products are, at the time of delivery to the Buyer, in good working order and conform to Seller's official published specifications, provided that no warranty is made with respect to any Products, ballasts, lamps, component parts, or accessories manufactured by others but supplied by Seller.

(b) Seller's obligation under this warranty for any Product proved not to be as warranted within the applicable warranty period is limited to, at its option, replacing the Product, refunding the purchase price of the Product, or using reasonable efforts to repair the Product during normal business hours at any authorized service facility of Seller. All costs of transportation of any Product claimed not to be as warranted and of any repaired or replacement Product to or from such service facility shall be borne by Buyer.

(c) Seller may require the return of any Product claimed not to be as warranted to one of its facilities as designated by Seller, transportation prepaid by Buyer, to establish a claim under this warranty. The cost of labor for removing a Product and for installing a repaired or replacement Product shall be borne by Buyer. Replacement parts provided under the terms of this warranty are warranted for the remainder of the warranty period of the Products in which they are installed to the same extent as if such parts were original components. Warranty services provided under these terms and conditions do not assure uninterrupted operations of Products; Seller shall not be liable for damages caused by any delays involving warranty service.

(d) The warranty period for Products is twelve (12) months from the date of shipment unless otherwise agreed by Seller in writing.

(e) EXCEPT FOR THE EXPRESS WARRANTY SET FORTH ABOVE, SELLER PROVIDES PRODUCTS AS-IS AND MAKES NO OTHER REPRESENTATIONS OR WARRANTIES, EXPRESS OR IMPLIED, STATUTORY OR OTHERWISE, REGARDING THE PRODUCTS, THEIR FITNESS FOR ANY PARTICULAR PURPOSE, THEIR MERCHANTABILITY, THEIR QUALITY, THEIR NONINFRINGEMENT, OR OTHERWISE. IN NO EVENT SHALL SELLER BE LIABLE FOR THE COST OF PROCUREMENT OR INSTALLATION OF SUBSTITUTE GOODS. THIS WARRANTY SPECIFICALLY EXCLUDES POLE FAILURE RESULTING FROM A THIRD-PARTY ACT OR OMISSION, MISUSE, UNANTICIPATED USE, FATIGUE, FAILURE, OR SIMILAR PHENOMENA RESULTING FROM INDUCED VIBRATION, HARMONIC OSCILLATION, OR RESONANCE FROM AIR CURRENT MOVEMENT AROUND THE PRODUCT. THIS WARRANTY SPECIFICALLY EXCLUDES POLES INSTALLED WITHOUT THE LUMINAIRES OR WITH UNAPPROVED DEVICES SUCH AS BANNERS, PENNANTS, CAMERAS, OR SIGNS, FOR WHICH THE POLE WAS NOT DESIGNED. USE OF SUCH ACCESSORIES MAY RESULT IN INJURY, DEATH OR PROPERTY DAMAGE. THIS WARRANTY SPECIFICALLY EXCLUDES POLES USING PRE-EXISTING ANCHORAGES, ANCHOR BOLTS, OR BOLT ADAPTERS NOT SUPPLIED BY COOPER LIGHTING. IT ALSO EXCLUDES ISSUES RELATED TO FOUNDATION OR SOIL CONDITIONS AT THE INSTALLATION SITE.

6. LIMITATION OF LIABILITY

IN NO EVENT WILL SELLER BE LIABLE FOR ANY SPECIAL DAMAGES, CONSEQUENTIAL DAMAGES, INDIRECT DAMAGES, INCIDENTAL DAMAGES, STATUTORY DAMAGES, EXEMPLARY OR PUNITIVE DAMAGES, LOSS OF PROFITS, LOSS OF REVENUE, LIQUIDATED DAMAGES, OR LOSS OF USE, EVEN IF INFORMED OF THE POSSIBILITY OF SUCH DAMAGES. SELLER'S LIABILITY FOR DAMAGES ARISING OUT OF OR RELATED TO A PRODUCT SHALL IN NO CASE EXCEED THE PURCHASE PRICE OF THE PRODUCT FROM WHICH THE CLAIM ARISES. TO THE EXTENT PERMITTED BY APPLICABLE LAW, THESE LIMITATIONS AND EXCLUSIONS WILL APPLY WHETHER SELLER'S LIABILITY ARISES OR RESULTS FROM BREACH OF CONTRACT, BREACH OF WARRANTY, TORT (INCLUDING BUT NOT LIMITED TO NEGLIGENCE, GROSS NEGLIGENCE, MALICE, OR INTENTIONAL CONDUCT), STRICT LIABILITY, BY OPERATION OF LAW, OR OTHERWISE.

7. Cancellation and Return of Products

Orders shall not be subject to cancellation or modification either in whole or in part without Seller's written consent and then only with terms that will reimburse Seller for all reasonable termination charges, including all progress billings and all incurred direct manufacturing costs. Seller's written consent must be given in advance of Buyer's return of Products for credit. Seller reserves the right to cancel any sale of Products without liability to Buyer (except for refund of monies already paid), if the manufacture or sale of the goods is or becomes technically or economically impractical.

8. Force Majeure

Seller shall not be liable for any failure to perform or delay in performing its obligations resulting directly or indirectly from or contributed to by any acts of God, acts of Buyer or those under Buyer's control, acts of government or other civil or military authorities, priorities, strikes, or other labor disputes, fires, accidents, floods, epidemics, war, riot, embargoes, delays in transportation, lack of or inability to obtain raw materials, components, labor, fuel or supplies, or other circumstances beyond Seller's reasonable control ("Force Majeure Event"). If Seller elects, the time for performance shall be extended by a period of time equal to the time lost because of any delays caused by reasons of a Force Majeure Event. Should Seller be prevented from completing Buyer's order or any part thereof because of any Force Majeure Event, then Buyer agrees promptly upon request and upon receipt of invoice therefor, to pay Seller for any Product or Products then completed.

9. Work Product

"Work Product" shall include, without limitation, all designs, discoveries, creations, works, devices, masks, models, work in progress, service deliverables, inventions, products, special tooling, computer programs, procedures, improvements, developments, drawings, notes, documents, business processes, information and materials made, conceived or developed by Seller alone or with others that result from or relate to the Products. All Work Product shall at all times be and remain the sole and exclusive property of Seller. Buyer hereby agrees to irrevocably assign and transfer to Seller and does hereby assign and transfer to Seller all of its worldwide right, title and interest in and to the Work Product including all associated intellectual property rights. Buyer hereby waives any and all moral and other rights in any Work Product or any other intellectual property created, developed or acquired in respect of the Products. Seller will have the sole right to determine the treatment of any Work Product, including the right to keep it as trade secret, execute and file patent applications on it, to use and disclose it without prior patent application, to file registrations for copyright or trademark in its own name or to follow any other procedure that Seller deems appropriate. All tools and equipment supplied by Buyer to Seller shall remain the sole property of Seller.

10. Confidentiality

(a) Buyer may acquire knowledge of Seller Confidential Information (as defined below) in connection with Products and/or its performance hereunder and agrees to keep Seller Confidential Information in confidence during and following termination or expiration of this Agreement. "Seller Confidential Information" includes but is not limited to all information, whether written or oral, in any form, including, without limitation, information relating to the research, development, products, methods of manufacture, trade secrets, business plans, customers, vendors, finances, personnel data, Work Product, and other material or information considered proprietary by Seller relating to the current or anticipated business or affairs of Seller that is disclosed directly or indirectly to Buyer. In addition, Seller Confidential Information means any third party's proprietary or confidential information disclosed to Buyer in the course of providing Products to Buyer.

(b) Buyer agrees not to copy, alter or directly or indirectly disclose any Seller Confidential Information. Additionally, Buyer agrees to limit its internal distribution of Seller Confidential Information to Buyer's employees who have a need to know, and to take steps to ensure that the dissemination is so limited. In no event will Buyer use less than the degree of care and means that it uses to protect its own information of like kind, but in any event not less than reasonable care to prevent the unauthorized use of Seller Confidential Information. Buyer may disclose Seller Confidential Information that is required to be disclosed pursuant to a requirement of a government agency or law but only after Buyer provides prompt notice to Seller of such requirement and gives Seller the opportunity to challenge or limit the scope of the disclosure.

(c) Buyer further agrees not to use Seller Confidential Information except in the course of performing hereunder and will not use such Seller Confidential Information for its own benefit or for the benefit of any third party. All Seller Confidential Information is and shall remain the property of Seller. Upon Seller's written request, Buyer shall return, transfer or assign to Seller all Seller Confidential Information, including all Work Product, and all copies containing Seller Confidential Information.

11. Patent Indemnity

In the event any Product is made in accordance with drawings, samples or manufacturing specifications designated by Buyer, Buyer agrees to indemnify, defend and hold Seller harmless from any and all damages, costs and expenses (including attorney's fees) relating to any claim arising from or relating to the design, distribution, manufacture, marketing, sale, or use of the Product or arising from or relating to a claim that such Product furnished to Buyer by Seller, or the use thereof, infringes any claim of any patent, foreign or domestic, and Buyer agrees at its own expense to undertake the defense of any suit against Seller brought upon such claim or claims.

12. Changes in Product Design or Manufacture

Seller shall have the right to change, discontinue or modify the design and construction of any of its products and to substitute material equal to or superior to that originally specified.

13. Software License

Software, if included with a Product, is hereby licensed and not sold. The license is nonexclusive, and is limited to use with the Product with which it is included. No other use is permitted and Seller retains for itself (or, if applicable, its suppliers) all title and ownership to any software delivered hereunder, all of which contains confidential and proprietary information and which ownership includes without limitation all rights in patents, copyrights, trademarks and trade secrets. Buyer shall not attempt any sale, transfer, sublicense, reverse compilation or disassembly (save to the extent expressly permitted by law) or redistribution of the software. Buyer shall not copy, disclose or display any such software, or otherwise make it available to others.

14. Compliance with Laws

Buyer shall comply with all laws and regulations applicable to Products, including but not limited to all applicable import and export laws and regulations. Buyer and Buyer's Agent shall provide all information requested by Seller relating to Seller's voluntary or mandatory compliance with any law or regulation, and Buyer shall indemnify Seller for any losses incurred by Seller arising from Buyer's or Buyer's Agent's failure to provide the information requested by Seller.

15. Waiver

No waiver of any provision of these terms and conditions (or any right or default hereunder) shall be effective unless in writing and signed by an authorized representative Seller. Any such waiver shall be effective only for the instance given, and shall not operate as a waiver with respect to any other rights or obligations under these terms and conditions or applicable law in connection with any other instances or circumstances.

16. Language

The parties have expressly required that these terms and conditions be prepared in the English language. Les parties aux présentes ont expressément exigé que les présents termes et les bons de commandes émis aux termes des présentes soient rédigés en langue Anglaise.

17. Choice of Law and Dispute Resolution

Except as set forth below, these terms and conditions shall be governed by and construed in accordance with the laws of the State of Texas, without reference to its choice of law rules. If both Seller and Buyer are incorporated under the laws of Canada or a province of Canada, these terms and conditions shall be governed by and construed in accordance with the laws of the Province of Ontario and the federal laws of Canada. If Buyer is incorporated in the United States, any claim or litigation arising out of or relating to Products shall be brought exclusively in a court of competent jurisdiction in Harris County, Texas. If Buyer is incorporated outside of the United States, any dispute will be resolved by arbitration in Houston, Texas, by three arbitrators and under the International Chamber of Commerce Rules of Arbitration. The language of the arbitration will be English. In all cases, Buyer and Seller expressly exclude from application the United Nations Convention on Contracts for the International Sale of Goods.

18. Assignment

Buyer may not assign, transfer or subcontract the performance of its services, or any of its rights and/or obligations hereunder, without Seller's prior written consent.

19. Severability

If any provision of these terms and conditions is determined to be illegal, invalid, or unenforceable, the validity and enforceability of the remaining provisions of these terms and conditions will not be affected and, in lieu of such illegal, invalid, or unenforceable provision, there will be added, as part of these terms and conditions, one or more provisions as similar in terms as may be legal, valid and enforceable under applicable law.

Eaton's Cooper Lighting Business

Headquarters
1121 Highway 74 South
Peachtree City, GA 30269
P: 770-486-4800
www.cooperlighting.com

Canada Sales
5925 McLaughlin Road
Mississauga, Ontario L5R 1B8
P: 905-501-3000
F: 905-501-3172

Our Lighting Product Brands

Halo
Halo Commercial
Portfolio
IRiS
RSA
Metalux
Corelite
Neo-Ray
Fail-Safe
MWS
Ametrix
Shaper
io
Lumark
McGraw-Edison
Invue
Lumière
Streetworks
AtLite
Sure-Lites

Our Controls Product Brands

Greengate
iLumin
Zero 88
Fifth Light Technology
iLight (International Only)



Eaton
1000 Eaton Boulevard
Cleveland, OH 44122
United States
Eaton.com

Eaton's Cooper Lighting Business
1121 Highway 74 South
Peachtree City, GA 30269
P: 770-486-4800
www.cooperlighting.com

© 2013 Eaton
All Rights Reserved
Printed in USA
CA525050EN
4th Quarter 2019

Eaton is a registered trademark.
All other trademarks are property
of their respective owners.