



MaxLite[®]

A NEW WAVE OF LIGHT

NOV2018

Our Vision:

Transform the way people experience light

MaxLite has provided certified energy-efficient lighting solutions to the commercial building, industrial, residential and OEM markets since 1993. One of the first movers into LED technology in the industry, MaxLite offers an extensive line of state-of-the-art indoor and outdoor LED lamps and luminaires. We are a five-time recipient of the prestigious ENERGY STAR® Partner of the Year Award for our industry leadership and continue to be at the forefront of energy efficient technologies through innovative product research and development.

Our Mission:

To advance our leadership position as a trustworthy lighting solutions provider that connects and empowers our customers. We will leverage our efficiency, scale and capabilities in lighting and controls to create and respond to real market opportunities, ahead of the curve. Our purpose is to create innovative lighting; our passion is in providing superior service and support.

Our Products:

MaxLite supports its products with the highest standards of quality assurance and customer support. Most MaxLite LED products are certified by ENERGY STAR® and DesignLights Consortium® (DLC), rendering them eligible for utility rebate programs. MaxLite also offers a large selection of lamps and luminaires that meet Title 20 requirements and are Title 24 JA8-2016-E listed. We keep our products in stock and available for immediate purchase and delivery, shipping within the United States in two business days on standard orders.

Our Services:

We work with our customers to ensure that our products meet the needs of their installation by providing a full range of complimentary services, including:

- Facility audits
- ROI calculations
- Local representation
- Lighting layouts
- Utility rebate assistance
- Lifetime product support



**5-TIME PARTNER OF THE YEAR
2009, 2014-2017**



Labor Included

MaxLite offers a 10-year limited warranty on most LED indoor and outdoor fixtures.

Go to MaxLite.com/warranties for applicable terms and conditions.



(HQ) West Caldwell, NJ



Greenwood, IN



Anaheim, CA

Recent Accolades:

As a result of our commitment to innovation, MaxLite has received numerous honors, including:

2018:

- Architectural SSL Product Innovation Award - *MPulse Area Light*
- Consulting-Specifying Engineer Product of the Year Gold Award - *QuadroMAX Plus*
- Consulting-Specifying Engineer Product of the Year Finalist - *HP Pendant, MPulse Wall Mount*
- ADEX Platinum Award - *MPulse Wall Mount, QuadroMAX Plus*
- ADEX Gold Award: *J-Box Downlight*

2017:

- Architectural SSL Product Innovation Award - *MPulse Wall Mount*
- Lighting for Tomorrow Honorable Mention - *JA8 certified A21 Lamp*
- ENERGY STAR® Partner of the Year - Sustained Excellence Award
- Consulting-Specifying Engineer Product of the Year Bronze Award - *BayMAX HL Series Linear High Bay*
- ADEX Platinum Award: *BayMAX HL Series Linear High Bay, MR16 Lamps*
- ADEX Gold Award: *Enclosed Omnidirectional A-Lamp, Dim-to-Warm BR30 Lamp, 3-way Omnidirectional A-Lamp, Acrylic High Bay Pendant*



A NEW WAVE OF LIGHT

Table of Contents

CONTROLS

- IntelliMax® Gateway Mini Hub3
- IntelliMax® Relay Node3
- IntelliMax® Range Extender3
- IntelliMax® Wall Switches3
- IntelliMax® Occupancy Sensors3
- IntelliMax® Daylight Sensors3

INDOOR LED FIXTURES

- BayMAX™ LED HL Linear High Bays - Gen 24
- BayMAX™ LED Linear High Bays - ECO Series4
 - LED High Bay Round Pendants - Gen 25
 - LED High Bay Round Pendants5
- TriMAX™ LED Vapor Tight Fixtures - Gen 26
 - LED Vapor Tight Fixtures6
 - LED ECO Vapor Tight6
 - LED Utility Wrap Fixtures7
 - LED ECO Utility Wrap7
- LED ECO Linear Strip Max Value7
 - L-Form Linear LED Luminaire8
 - LED Linear Strip8
 - LED Linear Retrofit Strip8
 - LED T8 Lamp Ready High Bays9
 - LED T8 Lamp Ready Vapor Tights9
 - LED T8 Lamp Ready Utility Wraps9
- LED T8 Lamp Ready Linear Utility Strips9
 - LED T8 Lamp Ready Retrofit Strip9
 - LED Shop Light10
- LED Cooler and Freezer Lamps10
 - LED LiteBar™11
- LED Plug-and-Play Lightbars12
- FlatMAX® Edge Lit LED Flat Panels13
 - LED Indirect Troffers14
- ECO-T™ LED Recessed Troffers14
- ArcMAX™ LED Single Basket Volumetric Panels15
 - LED Lensed Retrofit Kits16
 - LED Troffer Retrofit Kits16
- RRC LED Light Engines and Reflectors17
 - LED Commercial Downlight Retrofits18
 - Economical Series18
 - LED Universal Downlights18
- LED 120-277V Downlight Retrofits19
 - LED Residential Retrofits19
 - LED J-Box Downlights20
 - Round Pendant20
 - Pendant Panels20
 - LED Flush Mount Fixtures21-22
 - LED Disc Light23
- LED Light Engines/Retrofit Kits - Gen 223
 - LED Vanity Bars24
 - LED Wall Sconces25
- Bulb in Box Residential Fixtures26

HARSH & HAZARDOUS

- Flood Class I Division 127
- Flood Class I Division 227
- Linear Class I Division 227
- High Output Flood Class I Division 228
- Low Bay Class I Division 228
- High Bay Class I Division 229

OUTDOOR LED FIXTURES

- QuadroMax® Plus31
 - QuadroMax®31
- MPulse™ Flood Lights32
- MPulse™ Wall Mount Luminaire33
- MPulse™ Canopy Series33
 - MPulse™ Area Light33
- LED High Output Area Light34
 - LED Slim Area Lights34
- LED Large Architectural Wall Packs35
 - WallMAX™ LED Open Face35
 - WallMAX™ LED Thin Cut Off35
 - LED Barn Lights36
- GuardMAX™ LED Entry Wallpack36
 - LED Traditional Security Lights36
 - LED Vaporproof Jelly Jars37
- LED Lamp Ready Vaporproof Jelly Jars37
 - LED Architectural Floods38
 - LED Small Floods - Gen 238
 - LED Bullet Floods38
- StaxMAX™ LED High Output Floods39
- ModMAX™ LED High Output Floods39
 - LED Round Bollard39
- Polygon™ LED Linear Fixtures40
- LED Low-Profile Canopy Luminaires40
- LED Low-Profile Parking Garage Canopy Luminaires40
 - LED Outdoor Residential Lanterns41-42
 - Bulb in Box Outdoor Residential Lantern42

GENERAL PURPOSE LAMPS

- LED Filament Lamps43-44
 - LED Globe Lamps44
- LED Omni-Directional A Lamps45-46
- LED Omni-Directional 3-Way A Lamps46
- LED G4 & Wedge Retrofit Lamps47
 - LED G9 Retrofit Lamps47
 - LED MR16 Lamps48
 - LED PAR Lamps49
 - LED BR Lamps50
 - LED PL Retrofit Lamps51
- LED PL DirectFit Retrofit Lamps51
 - LED DirectFit T8 U-Bend Lamp52
 - LED DirectFit T8 Linear Lamps52-54
 - LED DirectFit T5 Linear Lamps54
- LED Internal Driver T8 U-Bend Lamps55
- LED Internal Driver T8 Linear Lamps55-56
- LED Internal Driver T5 Linear Lamps57
- LED Single-End Power T8 Linear Lamps57
 - Wiring Harnesses58
 - Non-Shunted Lamp Holders58
- LED External Driver T8 Linear Lamps58-59
 - External Drivers58-59
 - LED Puck Lamps60
 - LED Corn Lamps61
 - LED Area Lamps61

HORTICULTURE

- PhotonMAX® Horticulture Spot Light Fixtures62
- PhotonMAX® Horticulture Ceramic Metal Halide Fixtures62
 - PhotonMAX® Horticulture Doubled-Ended High Pressure Sodium Fixtures62
- PhotonMAX® Horticulture LED T8 Linear Lamp63
- PhotonMAX® Horticulture Ceramic Metal Halide Lamp63
- PhotonMAX® Horticulture Doubled-Ended High Pressure Sodium Lamp63

SIGNAGE

- AlphaMax Modules - Normal Output64
- AlphaMax Modules - High Output64
- AlphaMax 12V LED Power Supply64
- LED Double-Sided Signage Lamp64

IntelliMax[®]

Intelligent Wireless Lighting Control System

IntelliMax is a turnkey solution for saving energy and customizing light using popular controls such as occupancy sensing, dimming and daylight harvesting. Powered by Cortet™ wireless technology, IntelliMax works seamlessly with MaxLite LED luminaires to deliver out-of-the-box connectivity and scalable energy cost savings for facilities of all sizes.

Simple to Set Up

- Wireless for easy installation
- Luminaire integrated controls
- Fast, easy setup and commissioning using IntelliMax software

Easy to Commission and Use

- Scalable from single-rooms to full-building lighting installations
- Operate independently, or connect to the cloud for robust data collection and reporting
- ZigBee® mesh protocol enables expansion with IntelliMax-certified components from other manufacturers
- Low-latency response time

Supported by MaxLite

- Complimentary lighting layouts and commissioning
- Lifetime technical support
- Warranty assurance



IntelliMax® Gateway Mini Hub



MODEL NUMBER	IM-HBE100W
ORDER CODE	1408936
Smart Building & Lighting Use	LOCAL CONTROLLER
Device Network Interface	ZIGBEE
IP Interface	ETHERNET
Supported Wireless Protocols	ZigBee, Thread, Proprietary 15.4
Ethernet Connection	RJ45
Zigbee Max Data Rate	250kbps
Antenna Type	INTERNAL, OMNI DIRECTIONAL
CERTIFICATIONS	FCC, IC

IntelliMax® Relay Node



	5 AMP	20 AMP
MODEL NUMBER	IM-NODE	IM-NODE-20
ORDER CODE	1408940	1409232
Smart Building & Lighting Use	FIXTURE CONTROLLER	FIXTURE CONTROLLER
Device Network Interface	ZIGBEE	ZIGBEE
Supply Voltage	100-277VAC, 50/60Hz	100-277VAC, 50/60Hz
Max Load	5 AMPS ALL LOADS (LED, INDUCTION, FLUORESCENT, OTHER) 0-10V SINK @ 100mA 0-10V SOURCE @ 1mA	20 AMPS ALL LOADS (LED, INDUCTION, FLUORESCENT, OTHER) 0-10V SINK @ 100mA 0-10V SOURCE @ 1mA
Power Supply	< 0.5W STANDBY POWER	< 0.5W STANDBY POWER
Commissioning	REMOTE COMMISSIONING	REMOTE COMMISSIONING
CERTIFICATIONS	FCC, IC, UL	FCC, IC, UL

IntelliMax® Range Extender



MODEL NUMBER	IM-REEZ10W
ORDER CODE	1408938
Smart Building & Lighting Use	RANGE EXTENDER
Device Network Interface	ZIGBEE
Supported Wireless Protocols	ZigBee, Thread, Proprietary 15.4
Zigbee Max Data Rate	250kbps
Power Supply Type	INTERNAL, WALL-PLUGGABLE
Mounting Features	OUTLET MOUNTING TAB
Antenna Type	INTERNAL, OMNI DIRECTIONAL
CERTIFICATIONS	FCC, IC, UL

IntelliMax® Wall Switches



	15A WALL SWITCH	1000VA DIMMER
MODEL NUMBER	IM-WSNDL15S	IM-WSDDL1KD
ORDER CODE	1410141	1410149
Device Type	WALL SWITCH	DIMMER
Incandescent Rating	100-277VAC	1000W- 120VAC, 60HZ
Device Network Interface	ZIGBEE	ZIGBEE
Frequency	902GHz	2.4GHz
LED/CFL Ratings	<0.5W	450W- 120VAC, 60Hz
Fluorescent Ratings	5A	
Compatible	2.4 GHz Zigbee Wireless Components	2.4 GHz Zigbee Wireless Components
Usage	INDOORS ONLY	INDOORS ONLY
CERTIFICATIONS	FCC, CA TITLE 24	FCC, CA TITLE 24

IntelliMax® Occupancy Sensors



	450 SQ FT FIELD OF VIEW	1500 SQ FT FIELD OF VIEW
MODEL NUMBER	IM-MSZSC04	IM-MSZSC15
ORDER CODE	14098783	1408945
Device Type	WIRELESS PIR SENSOR	WIRELESS PIR SENSOR
Smart Building & Lighting Use	RF OCCUPANCY SENSOR	RF OCCUPANCY SENSOR
Device Network Interface	ZIGBEE	ZIGBEE
Frequency	2.4GHz	2.4GHz
Range	UP TO 75' BETWEEN OTHER RF DEVICES	UP TO 75' BETWEEN OTHER RF DEVICES
Battery Life	7-10 YEARS	7-10 YEARS
Mounting Height	8-12'	8-12'
Usage	INDOORS ONLY	INDOORS ONLY
CERTIFICATIONS	FCC, IEEE 802.15.4, UL, CA TITLE 24	FCC, IEEE 802.15.4, UL, CA TITLE 24

IntelliMax® Daylight Sensors



MODEL NUMBER	IM-PCLURPC-OCW
ORDER CODE	1409568
Device Type	WIRELESS DAYLIGHT HARVESTING PHOTOCELL
Smart Building & Lighting Use	DAYLIGHT MONITORING
Device Network Interface	ZIGBEE
Frequency	2.4GHz
Range	UP TO 75' BETWEEN OTHER RF DEVICES
Battery Life	7-10 YEARS
Mounting Height	8-12'
Usage	INDOORS ONLY
CERTIFICATIONS	FCC, IEEE 802.15.4, UL, CA TITLE 24

BayMAX™ LED HL Linear High Bays - Gen 2



CCTs Available:



MODEL NUMBER	HL-090UF-50	HL-130UF-50	HL-160UF-50	HL-185UF-50
ORDER CODE	14099568	14099570	14099572	14099574
Input Wattage	90W	130W	160W	185W
Voltage	120-277V	120-277V	120-277V	120-277V
Delivered Lumens (lm)	11,800 lm	16,770 lm	20,990 lm	24,250 lm
Efficacy (lm/W)	129 lm/W	131 lm/W	133 lm/W	137 lm/W
Color Rendering Index (CRI)	≥80	≥80	≥80	≥80
Color Temperature (CCT)	5000K	5000K	5000K	5000K
Replacement	4 x 54W T5HO	6 x 54W T5HO	400W HID	8 x 54W T5HO
Dimming Compatible	0-10V	0-10V	0-10V	0-10V
Lumen Maintenance (L70)	100,000 hours	100,000 hours	100,000 hours	100,000 hours
CERTIFICATIONS	cULus (Damp Listed), DLC Premium, FCC	cULus (Damp Listed), DLC Premium, FCC	cULus (Damp Listed), DLC Premium, FCC	cULus (Damp Listed), DLC Premium, FCC

Surface mount and stem mount kits available.

BayMAX™ LED Linear High Bays - ECO Series

Field installable EM available.
Surface mount and stem mount kits available.

CCTs Available:



MODEL NUMBER	BLHE-090DU50	BLHE-135DU50	BLHE-162DU50
ORDER CODE	1409597	1410098	1409257
Input Wattage	90W	135W	162W
Voltage	120-277V	120-277V	120-277V
Delivered Lumens (lm)	12,160 lm	17,328 lm	20,700 lm
Efficacy (lm/W)	135 lm/W	130 lm/W	130 lm/W
Color Rendering Index (CRI)	≥80	≥80	≥80
Color Temperature (CCT)	5000K	5000K	5000K
Replacement	4 x 54W T5 HO	6 x 54W T5 HO	400W HID
Dimming Compatible	0-10V	0-10V	0-10V
Lumen Maintenance (L70)	50,000 hours	50,000 hours	50,000 hours
Dimensions	23.8"x12.6"x3.62"	23.8"x17.3"x3.62"	23.8"x17.3"x3.62"
CERTIFICATIONS	cULus (Damp Listed), DLC Premium, FCC	cULus (Damp Listed), DLC Premium, FCC	cULus (Damp Listed), DLC Premium, FCC

BayMAX™ LED Linear High Bays - ECO Series

Field installable EM available.
Surface mount and stem mount kits available.

CCTs Available:



MODEL NUMBER	BLHE-223DU50	BLHE-321DU50
ORDER CODE	14098780	14098781
Input Wattage	223W	321W
Voltage	120-277	120-277
Delivered Lumens (lm)	27,700 lm	41,000 lm
Efficacy (lm/W)	130 lm/W	129 lm/W
Color Rendering Index (CRI)	≥80	≥80
Color Temperature (CCT)	5000K	5000K
Replacement	8 lamp T5 HO	1000W HID
Dimming Compatible	0-10V	0-10V
Lumen Maintenance (L70)	50,000 hours	50,000 hours
Dimensions	45.9"x12.6"x3.62"	45.9"x17.3"x3.62"
CERTIFICATIONS	cULus (Damp Listed), DLC Premium, FCC	cULus (Damp Listed), DLC Premium, FCC

LED High Bay Round Pendants - Gen 2



CCTs Available:

4000K 5000K



MODEL NUMBER	HP-090UF-50	HP-130UF-50	HP-160UF-50	HP-185UF-50
ORDER CODE	1410223	1410225	1410227	1410229
Input Wattage	90W	130W	160W	185W
Voltage	120-277V	120-277V	120-277V	120-277V
Delivered Lumens (lm)	12,100 lm	17,900 lm	22,260 lm	25,770 lm
Efficacy (lm/W)	137 lm/W	138 lm/W	140 lm/W	143 lm/W
Color Rendering Index (CRI)	≥80	≥80	≥80	≥80
Color Temperature (CCT)	5000K	5000K	5000K	5000K
Dimming Compatible	0-10V	0-10V	0-10V	0-10V
Lumen Maintenance (L70)	100,000 hours	100,000 hours	100,000 hours	100,000 hours
CERTIFICATIONS	cULus, FCC, DLC Premium	cULus, FCC, DLC Premium	cULus, FCC, DLC Premium	cULus, FCC, DLC Premium

Pipe and surface mount options available. Polycarbonate shade and drop lens available.

LED High Bay Round Pendants



CCTs Available:

5000K



	NARROW (70°)	NARROW (70°)
MODEL NUMBER	MLLHP085USD12/N	MLLHP140USD12/N
ORDER CODE	1408262	1408264
Input Wattage	85W	140W
Voltage	120-277V	120-277V
Delivered Lumens (lm)	11,300 lm	19,000 lm
Efficacy (lm/W)	133 lm/W	143 lm/W
Color Rendering Index (CRI)	≥80	≥80
Color Temperature (CCT)	5000K	5000K
Replacement	200W MH	400W MH
Dimming Compatible	Yes	Yes
Lumen Maintenance (L70)	50,000 hours	50,000 hours
CERTIFICATIONS	cULus, RoHS, FCC	cULus, RoHS, FCC, DLC Premium

Polycarbonate shade is also available.

LED High Bay Round Pendants



CCTs Available:

5000K



	WIDE (110°)	WIDE (110°)
MODEL NUMBER	MLLHP085USD12/W	MLLHP140USD12/W
ORDER CODE	1408261	1408263
Input Wattage	85W	140W
Voltage	120-277V	120-277V
Delivered Lumens (lm)	12,300 lm	20,000 lm
Efficacy (lm/W)	145 lm/W	143 lm/W
Color Rendering Index (CRI)	≥80	≥80
Color Temperature (CCT)	5000K	5000K
Replacement	200W MH	400W MH
Dimming Compatible	Yes	Yes
Lumen Maintenance (L70)	50,000 hours	50,000 hours
CERTIFICATIONS	cULus, RoHS, FCC	cULus, RoHS, FCC, DLC Premium

TriMAX™ LED Vapor Tight Fixtures - Gen 2



CCTs Available:



MODEL NUMBER	4'	
	VT-V4830U-40	VT-V4850U-40
ORDER CODE	14099648	14099650
Input Wattage	30W	50W
Voltage	120-277V	120-277V
Delivered Lumens (lm)	3,790 lm	6,480 lm
Efficacy (lm/W)	127 lm/W	126 lm/W
Color Rendering Index (CRI)	≥80	≥80
Color Temperature (CCT)	4000K	4000K
Replacement	2 x 32W T8	3 x 32W T8
Dimming Compatible	0-10V	0-10V
Lumen Maintenance (L70)	100,000 hours	100,000 hours
CERTIFICATIONS	cETLus, FCC, RoHS, DLC Premium, ETL Sanitization	cETLus, FCC, RoHS, DLC Premium, ETL Sanitization

EM and MS options also available.

LED Vapor Tight Fixtures



CCTs Available:




MODEL NUMBER	2'		4'	
	LSV2U2540	LSV4U2540	LSV4U3540	LSV4U4540
ORDER CODE	14099611	14099613	14099615	14099617
Input Wattage	25W	25W	35W	45W
Voltage	120-277V	120-277V	120-277V	120-277V
Delivered Lumens (lm)	3,040 lm	3,215 lm	4,715 lm	6,250 lm
Efficacy (lm/W)	134 lm/W	137 lm/W	138 lm/W	138 lm/W
Color Rendering Index (CRI)	≥80	≥80	≥80	≥80
Color Temperature (CCT)	4000K	4000K	4000K	4000K
Replacement	2 x 17W T8	2 x 32W T8	2 x 32W T8 or 1x54W T5HO	4 x 32W T8
Dimming Compatible	0-10V	0-10V	0-10V	0-10V
Lumen Maintenance (L70)	100,000 hours	100,000 hours	100,000 hours	100,000 hours
CERTIFICATIONS	cULus, FCC, RoHS, DLC Premium, NSF	cULus, FCC, RoHS, DLC Premium, NSF	cULus, FCC, RoHS, DLC Premium, NSF	cULus, FCC, RoHS, DLC Premium, NSF

LSV4U2540 DLC Qualified at 120V only.

LED ECO Vapor Tight



CCTs Available:



MODEL NUMBER	4'	
	LSVECO-4DU4040	LSVECO-4DU4050
ORDER CODE	14099111	14099112
Input Wattage	40W	38W
Voltage	120-277V	120-277V
Delivered Lumens (lm)	4,400 lm	4,480 lm
Efficacy (lm/W)	110 lm/W	112 lm/W
Color Rendering Index (CRI)	≥80	≥80
Color Temperature (CCT)	4000K	5000K
Replacement	3 x 32W T8	3 x 32W T8
Dimming Compatible	0-10V	0-10V
Lumen Maintenance (L70)	50,000 hours	50,000 hours
CERTIFICATIONS	cULus, FCC, RoHS, DLC	cULus, FCC, RoHS, DLC

LED Utility Wrap Fixtures



CCTs Available:



	2'	4'	4'	4'
MODEL NUMBER	LSU2U2540	LSU4U2540	LSU4U3540	LSU4U4540
ORDER CODE	14099619	14099621	14099623	14099625
Input Wattage	25W	25W	35W	45W
Voltage	120-277V	120-277V	120-277V	120-277V
Delivered Lumens (lm)	2,960 lm	3,100 lm	4,460 lm	6,060 lm
Efficacy (lm/W)	128 lm/W	130 lm/W	130 lm/W	130 lm/W
Color Rendering Index (CRI)	≥80	≥80	≥80	≥80
Color Temperature (CCT)	4000K	4000K	4000K	4000K
Replacement	2 x 17W T8	2 x 32W T8	3 x 32W T8 or 1x54W T5HO	4 x 32W T8
Dimming Compatible	0-10V	0-10V	0-10V	0-10V
Lumen Maintenance (L70)	100,000 hours	100,000 hours	100,000 hours	100,000 hours
CERTIFICATIONS	cULus, FCC, RoHS, DLC Premium	cULus, FCC, RoHS, DLC Premium, NSF	cULus, FCC, RoHS, DLC Premium, NSF	cULus, FCC, RoHS, DLC Premium, NSF

LED ECO Utility Wrap



CCTs Available:



	4'	4'
MODEL NUMBER	LSUECO-4DU4040	LSUECO-4NU4050
ORDER CODE	14099110	107667
Input Wattage	41W	40W
Voltage	120-277V	120-277V
Delivered Lumens (lm)	4,289 lm	4,320 lm
Efficacy (lm/W)	104 lm/W	105 lm/W
Color Rendering Index (CRI)	≥80	≥80
Color Temperature (CCT)	4000K	5000K
Replacement	3 x 32W T8	3 x 32W T8
Dimming Compatible	0-10V	No
Lumen Maintenance (L70)	50,000 hours	50,000 hours
CERTIFICATIONS	cULus, FCC, RoHS, DLC	cULus, FCC, RoHS, DLC

LED ECO Linear Strip Max Value [Sold as 2-Pack]



CCTs Available:

5000K



	4' (x2)
MODEL NUMBER	LSECO-4NU2050-2PK
ORDER CODE	1409404
Input Wattage	40W
Voltage	120-277V
Delivered Lumens (lm)	4,200 lm
Efficacy (lm/W)	105 lm/W
Color Rendering Index (CRI)	≥80
Color Temperature (CCT)	5000K
Replacement	1 x 75W T12HO, 2x32W T8
Dimming Compatible	No
Lumen Maintenance (L70)	50,000 hours
CERTIFICATIONS	cULus, FCC, RoHS, DLC

Specs shown are for the 8' version, which is two of the 4' versions connected together. Bracket available to make pendant mount 8' fixture. End connecting power feed available.

L-Form Linear LED Luminaire



CCTs Available:



	4'	4'
MODEL NUMBER	LF-4836U-40	LF-4849U-40
ORDER CODE	101350	101353
Input Wattage	36W	49W
Voltage	120-277V	120-277V
Delivered Lumens (lm)	4,500 lm	6,100 lm
Efficacy (lm/W)	125 lm/W	124 lm/W
Color Rendering Index (CRI)	≥80	≥80
Color Temperature (CCT)	4000K	4000K
Replacement	1 x 54W T5	2 x 54W T5
Dimming Compatible	0-10V	0-10V
Lumen Maintenance (L70)	100,000 hours	100,000 hours
CERTIFICATIONS	cULus, DLC, FCC	cULus, DLC, FCC

[Links to make 8' fixture.](#)

LED Linear Strip



CCTs Available:




	4'	4'	4'
MODEL NUMBER	LS-4824U-50	LS-4835U-50	LS-4846U-50
ORDER CODE	102380	1409690	1410113
Input Wattage	24W	35W	46W
Voltage	120-277V	120-277V	120-277V
Delivered Lumens (lm)	2,500 lm	4,690 lm	6,118 lm
Efficacy (lm/W)	114 lm/W	134 lm/W	133 lm/W
Color Rendering Index (CRI)	≥80	80	82
Color Temperature (CCT)	5000K	5000K	5000K
Replacement	1 x 32W T8	2 x 32W T8	2 x 32W T8
Dimming Compatible	0-10V	0-10V	0-10V
Lumen Maintenance (L70)	50,000 hours	50,000 hours	50,000 hours
CERTIFICATIONS	cULus (Damp Listed), DLC, FCC, RoHS	cULus (Damp Listed), DLC Premium, FCC, RoHS	cULus (Damp Listed), DLC Premium, FCC, RoHS

LED Linear Retrofit Strip



CCTs Available:



	4'	4'	4'
MODEL NUMBER	RS-4824U-50	RS-4835U-50	RS-4846U-50
ORDER CODE	102378	1409412	1410111
Input Wattage	24W	35W	46W
Voltage	120-277V	120-277V	120-277V
Delivered Lumens (lm)	2,400 lm	4,620 lm	5,980 lm
Efficacy (lm/W)	108 lm/W	132 lm/W	130 lm/W
Color Rendering Index (CRI)	≥80	≥80	≥80
Color Temperature (CCT)	5000K	5000K	5000K
Replacement	1 x 32W T8	2 x 32W T8	2 x 32W T8
Dimming Compatible	0-10V	0-10V	0-10V
Lumen Maintenance (L70)	50,000 hours	50,000 hours	50,000 hours
CERTIFICATIONS	cULus (Damp Listed), DLC, FCC, RoHS	cULus (Damp Listed), DLC Premium, FCC, RoHS	cULus (Damp Listed), DLC Premium, FCC, RoHS

[Links to make 8' fixture.](#)

LED T8 Lamp Ready 4' High Bays



MODEL NUMBER	BLHT4XT8USE4810	BLHT6XT8USE4815	BLHT8XT8USE4820
ORDER CODE	75428	75429	75430
Number of Lamps	4x T8 LED	6x T8 LED	8x T8 LED
Voltage	120-277V	120-277V	120-277V
Max Wattage	22W Per Lamp	22W Per Lamp	22W Per Lamp
CERTIFICATIONS	cULus (Damp Listed)	cULus (Damp Listed)	cULus (Damp Listed)

See Pages 52-54 for compatible T8 lamps.

LED T8 Lamp Ready 4' Vapor Tights



MODEL NUMBER	LSV2XT8USE4806	LSV3XT8USE4806
ORDER CODE	74850	74851
Number of Lamps	2x T8 LED	3x T8 LED
Voltage	120-277V	120-277V
Max Wattage	22W Per Lamp	22W Per Lamp
CERTIFICATIONS	cULus (Damp Listed)	cULus (Damp Listed)

See Pages 52-54 for compatible T8 lamps.

LED T8 Lamp Ready 4' Utility Wraps



MODEL NUMBER	LSU2XT8USE4806	LSU3XT8USE4806	LSU4XT8USE4812
ORDER CODE	75304	75305	14098811
Number of Lamps	2x T8 LED	3x T8 LED	4x T8 LED
Voltage	120-277V	120-277V	120-277V
Max Wattage	22W Per Lamp	22W Per Lamp	22W Per Lamp
CERTIFICATIONS	cULus (Damp Listed)	cULus (Damp Listed)	cULus (Damp Listed)

See Pages 52-54 for compatible T8 lamps.

LED T8 Lamp Ready 4' Linear Utility Strips



MODEL NUMBER	LSS1XT8USE4802	LSS2XT8USE4803
ORDER CODE	75302	75303
Number of Lamps	1x T8 LED	2x T8 LED
Voltage	120-277V	120-277V
Max Wattage	22W Per Lamp	22W Per Lamp
CERTIFICATIONS	cULus (Damp Listed)	cULus (Damp Listed)

See Pages 52-54 for compatible T8 lamps.

LED T8 Lamp Ready 4' Retrofit Strip



MODEL NUMBER	RS-482XT8
ORDER CODE	107768
Number of Lamps	2x T8 LED
Voltage	120-277V
Max Wattage	22W Per Lamp
CERTIFICATIONS	cULus (Damp Listed)

Links to make 8' fixture. Lamps not included. See Pages 52-54 for compatible T8 lamps.

LED Shop Light



CCTs Available:

5000K

4'	
MODEL NUMBER	SL-48421-50
ORDER CODE	101110
Input Wattage	42W
Voltage	120-277V
Delivered Lumens (lm)	4,890 lm
Efficacy (lm/W)	122 lm/W
Color Rendering Index (CRI)	≥80
Color Temperature (CCT)	5000K
Replacement	2 x 32W T8
Dimming Compatible	0-10V
Lumen Maintenance (L70)	50,000 hours
CERTIFICATIONS	cETLus, RoHS, FCC, ENERGY STAR

LED Cooler and Freezer Lamps



CCTs Available:

4000K

	48"	60"	72"
MODEL NUMBER	RL-4818U-40	RL-6022U-40	RL-7226U-40
ORDER CODE	107990	107991	107992
Input Wattage	18W	22W	26W
Voltage	120V	120V	120V
Delivered Lumens (lm)	1,440 lm	1,810 lm	2,170 lm
Efficacy (lm/W)	85 lm/W	82 lm/W	84 lm/W
Color Temperature (CCT)	4000K	4000K	4000K
Dimming Compatible	No	No	No
Lumen Maintenance (L70)	50,000 hours	50,000 hours	50,000 hours
CERTIFICATIONS	cULus (Damp Listed), FCC, DLC	cULus (Damp Listed), FCC, DLC	cULus (Damp Listed), FCC, DLC

LED LiteBar™



CCTs Available:



	6"	12"	24"
MODEL NUMBER	LB0627	LB1227	LB2427
ORDER CODE	1409841	1409846	1409851
Input Wattage	2W	4W	8W
Voltage	120V	120V	120V
Delivered Lumens (lm)	148 lm	341 lm	657 lm
Efficacy (lm/W)	70 lm/W	79 lm/W	84 lm/W
Color Rendering Index (CRI)	≥80	≥80	≥80
Color Temperature (CCT)	2700K	2700K	2700K
Dimming Compatible	Triac, ELV	Triac, ELV	Triac, ELV
Lumen Maintenance (L70)	50,000 hours	50,000 hours	50,000 hours
CERTIFICATIONS	ENERGY STAR*, cULus, FCC	ENERGY STAR*, cULus, FCC	ENERGY STAR*, cULus, FCC

LED LiteBar™



CCTs Available:



	36"	48"
MODEL NUMBER	LB3627	LB4827
ORDER CODE	1409866	1409856
Input Wattage	12W	16W
Voltage	120V	120V
Delivered Lumens (lm)	987 lm	1,330 lm
Efficacy (lm/W)	81 lm/W	83 lm/W
Color Rendering Index (CRI)	≥80	≥80
Color Temperature (CCT)	2700K	2700K
Dimming Compatible	Triac, ELV	Triac, ELV
Lumen Maintenance (L70)	50,000 hours	50,000 hours
CERTIFICATIONS	ENERGY STAR*, cULus, FCC	ENERGY STAR*, cULus, FCC

Optional Accessories:

LB-BBC - 14098894
Bar-Bar ConnectorLB-BBCF4 - 14098897
Bar-Bar Connector, Flexible 4"LB-BBCF12 - 14098898
Bar-Bar Connector, Flexible 12"LB-BBCF40 - 14098899
Bar-Bar Connector, Flexible 40"LB-BBCR - 14098896
Bar-Bar Connector, 90 deg rightLB-BBCL - 14098895
Bar-Bar Connector, 90 deg leftLB-MB - 14098902
Mounting Bracket (2pcs per)LB-PMB - 14098903
Pivot Mounting Bracket (2pcs per)LB-MMB - 14098904
Magnetic Mounting Bracket (2pcs per)LB-CBOX - 14098906
Connector BoxLB-DBOX - 14098905
Distribution BoxLB-HWC70 - 14098900
70" Hardwire CordLB-PC48 - 14098901
40" Plug Cord

LED Plug-and-Play Lightbars



CCTs Available:



	6"	12"	12" (AMBIENT OUTPUT W/ DIFFUSER)	12" (HIGH OUTPUT W/ DIFFUSER)
MODEL NUMBER	6LB27	12LB27	12LB27AO	12LB27HO
ORDER CODE	74938	74946	74941	74949
Input Wattage	3W	7W	5W	10W
Voltage	120V	120V	120V	120V
Delivered Lumens (lm)	150 lm	370 lm	250 lm	650 lm
Efficacy (lm/W)	51 lm/W	58 lm/W	58 lm/W	60 lm/W
Color Rendering Index (CRI)	≥90	≥90	≥90	≥90
Color Temperature (CCT)	2700K	2700K	2700K	2700K
Dimming Compatible	Triac (120V only)	Triac (120V only)	Triac (120V only)	Triac (120V only)
Lumen Maintenance (L70)	50,000 hours	50,000 hours	50,000 hours	50,000 hours
CERTIFICATIONS	cETLus (Damp Listed), NSF, ENERGY STAR®	cETLus (Damp Listed), NSF, ENERGY STAR®	cETLus (Damp Listed), NSF, ENERGY STAR®	cETLus (Damp Listed), NSF, ENERGY STAR®

3500K and 5000K options also available. 3500K and 5000K options have 80 CRI.

LED Plug-and-Play Lightbars



CCTs Available:



	24"	48"	72"
MODEL NUMBER	24LB27	48LB27	72LB27
ORDER CODE	74952	74958	74964
Input Wattage	11W	24W	36W
Voltage	120V	120V	120V
Delivered Lumens (lm)	650 lm	1,380 lm	1,980 lm
Efficacy (lm/W)	60 lm/W	59 lm/W	56 lm/W
Color Rendering Index (CRI)	≥90	≥90	≥90
Color Temperature (CCT)	2700K	2700K	2700K
Dimming Compatible	Triac (120V only)	Triac (120V only)	Triac (120V only)
Lumen Maintenance (L70)	50,000 hours	50,000 hours	50,000 hours
CERTIFICATIONS	cETLus (Damp Listed), NSF, ENERGY STAR®	cETLus (Damp Listed), NSF, ENERGY STAR®	cETLus (Damp Listed), NSF, ENERGY STAR®

3500K and 5000K options also available. 3500K and 5000K options have 80 CRI. *72" models available only on special order basis and will not support inventory.

Accessories Included:



4" corner joiner for continuous runs



Quick-clip mounting bracket and screws



Bar-to-bar joiner



Alternative mounting option double-sided tape

Optional Accessories:



71219 - MSLDLBJL40G Joiner lead 40"



71225 - MSLDLBLC48G Line cord 48" w/ molded plug to demonstrate lightbars



71221 - MSLDLBJL70G Hardwired lead 70"



71239 - MSLDLBJL12G Joiner lead 12"



74085 - MSLDLB-CBOX Lightbar connector box



74230 - MSLDLB-DBOX Lightbar distribution box



71631- MSLDLBCONNNS Lightbar connection box - Unpainted



71645- MSLDLBCONNNSW Lightbar connection box - Painted

FlatMAX® Edge Lit LED 1x4 Flat Panels



1' x 4'

1' x 4'

1' x 4'

MODEL NUMBER	MLFP14EP2035	MLFP14EP3035	MLFP14EP3541
ORDER CODE	14099563	105914	107778
Input Wattage	20W	30W	35W
Voltage	120-277V	120-277	120-277
Delivered Lumens (lm)	2,380 lm	3,300 lm	4760 lm
Efficacy (lm/W)	126 lm/W	118 lm/W	133 lm/W
Color Rendering Index (CRI)	≥80	>80	>80
Color Temperature (CCT)	3500K	3500K	4100K
Replacement	2 x 32W T8	2 x 32W T8	3 x 32W T8
Dimming Compatible	0-10V	0-10V	0-10V
Lumen Maintenance (L70)	50,000 hours	50,000 hours	50,000 hours
CERTIFICATIONS	cULus (Damp Listed), FCC, RoHS, DLC Premium	cULus (Damp Listed), FCC, RoHS, DLC	cULus (Damp Listed), FCC, RoHS, DLC Premium

Surface mount and flange kits available.

CCTs Available:



FlatMAX® Edge Lit LED 2x2 Flat Panels



2' x 2'

2' x 2'

2' x 2'

2' x 2'

MODEL NUMBER	MLFP22EP2035	MLFP22EP3035	MLFP22EP3040H	MLFP22EP3535
ORDER CODE	14099016	105920	14099264	107699
Input Wattage	20W	30W	30W	35W
Voltage	120-277V	120-277V	200-347V	120-277V
Delivered Lumens (lm)	2,500 lm	3,600 lm	2,935 lm	4,440 lm
Efficacy (lm/W)	125 lm/W	118 lm/W	104 lm/W	127 lm/W
Color Rendering Index (CRI)	>80	≥80	>80	≥80
Color Temperature (CCT)	3500K	3500K	4000K	3500K
Replacement	2 x 17W T8	3 x 17W T8	3 x 17W T8	4 x 17W T8
Dimming Compatible	0-10V	0-10V	0-10V	0-10V
Lumen Maintenance (L70)	50,000 hours	50,000 hours	50,000 hours	50,000 hours
CERTIFICATIONS	cULus (Damp Listed), FCC, RoHS, DLC Premium	cULus (Damp Listed), FCC, RoHS, DLC	cULus (Damp Listed), FCC, RoHS, DLC	cULus (Damp Listed), FCC, RoHS, DLC Premium

Surface mount and flange kits available.

CCTs Available:



FlatMAX® Edge Lit LED 2x4 Flat Panels



2' x 4'

2' x 4'

2' x 4'

2' x 4'

MODEL NUMBER	MLFP24EP3035	MLFP24EP4035	MLFP24EP4040H	MLFP24EP4835
ORDER CODE	14099019	105926	14099265	107702
Input Wattage	30W	40W	40W	48W
Voltage	120-277V	120-277V	200-347V	120-277V
Delivered Lumens (lm)	3,750 lm	4,440 lm	4,015 lm	5,700 lm
Efficacy (lm/W)	125 lm/W	118 lm/W	103 lm/W	129 lm/W
Color Rendering Index (CRI)	>80	≥80	>80	≥80
Color Temperature (CCT)	3500K	3500K	4000K	3500K
Replacement	3 x 32W T8	3 x 32W T8	3 x 32W T8	4 x 32W T8
Dimming Compatible	0-10V	0-10V	0-10V	0-10V
Lumen Maintenance (L70)	50,000 hours	50,000 hours	50,000 hours	50,000 hours
CERTIFICATIONS	cULus (Damp Listed), FCC, RoHS, DLC Premium	cULus (Damp Listed), FCC, RoHS, DLC	cULus (Damp Listed), FCC, RoHS, DLC	cULus (Damp Listed), FCC, RoHS, DLC Premium

Surface mount and flange kits available.

CCTs Available:



LED 2x2 Indirect Troffer



CCTs Available:



	2' x 2'	2' x 2'
MODEL NUMBER	MLIT22D2535	MLIT22D2540
ORDER CODE	14098853	14098854
Input Wattage	25W	25W
Voltage	120-277V	120-277V
Delivered Lumens (lm)	3,220 lm	3,220 lm
Efficacy (lm/W)	123 lm/W	123 lm/W
Color Rendering Index (CRI)	>80	>80
Color Temperature (CCT)	3500K	4000K
Dimming Compatible	0-10V	0-10V
Lumen Maintenance (L70)	72,000 hours	72,000 hours
CERTIFICATIONS	cULus (Damp Listed), RoHS, DLC Premium, FCC	cULus (Damp Listed), RoHS, DLC Premium, FCC

Flange kit available for hard ceilings.

LED 2x4 Indirect Troffer



CCTs Available:



	2' x 4'	2' x 4'
MODEL NUMBER	MLIT24D3235	MLIT24D3240
ORDER CODE	14098856	14098857
Input Wattage	32W	32W
Voltage	120-277V	120-277V
Delivered Lumens (lm)	4,380 lm	4,380 lm
Efficacy (lm/W)	135 lm/W	135 lm/W
Color Rendering Index (CRI)	>80	>80
Color Temperature (CCT)	3500K	4000K
Dimming Compatible	0-10V	0-10V
Lumen Maintenance (L70)	72,000 hours	72,000 hours
CERTIFICATIONS	cULus (Damp Listed), RoHS, DLC Premium, FCC	cULus (Damp Listed), RoHS, DLC Premium, FCC

Flange kit available for hard ceilings.

ECO-T™ LED 2x2 Recessed Troffers



CCTs Available:



	2' x 2'
MODEL NUMBER	MLRT22D3240
ORDER CODE	107753
Input Wattage	32W
Voltage	120-277V
Delivered Lumens (lm)	3,440 lm
Efficacy (lm/W)	100 lm/W
Color Rendering Index (CRI)	≥80
Color Temperature (CCT)	4000K
Replacement	3 x 17W T8
Dimming Compatible	0-10V
Lumen Maintenance (L70)	50,000 hours
CERTIFICATIONS	cULus (Damp Listed), RoHS, DLC

Surface mount kits available.

ECO-T™ LED 2x4 Recessed Troffers



CCTs Available:



	2' x 4'
MODEL NUMBER	MLRT24D4240
ORDER CODE	107755
Input Wattage	42W
Voltage	120-277V
Delivered Lumens (lm)	4,520 lm
Efficacy (lm/W)	107 lm/W
Color Rendering Index (CRI)	≥80
Color Temperature (CCT)	4000K
Replacement	3 x 32W T8
Dimming Compatible	0-10V
Lumen Maintenance (L70)	50,000 hours
CERTIFICATIONS	cULus (Damp Listed), RoHS, DLC

Surface mount kits available.

ArcMAX™ LED 1x4 Single Basket Volumetric Panels



CCTs Available:



	1' x 4'	1' x 4'
MODEL NUMBER	MLVT14D4035/SB	MLVT14D4040/SB
ORDER CODE	1409940	1409941
Input Wattage	36W	36W
Voltage	120-277V	120-277V
Delivered Lumens (lm)	3,780 lm	3,960 lm
Efficacy (lm/W)	105 lm/W	110 lm/W
Color Rendering Index (CRI)	80	80
Color Temperature (CCT)	3500K	4000K
Replacement	2 x 32W T8	2 x 32W T8
Dimming Compatible	0-10V	0-10V
Lumen Maintenance (L70)	50,000 hours	50,000 hours
CERTIFICATIONS	cULus, DLC, FCC, RoHS	cULus, DLC, FCC, RoHS

Surface mount and flange kits available.

ArcMAX™ LED 2x2 Single Basket Volumetric Panels



CCTs Available:



	2' x 2'	2' x 2'
MODEL NUMBER	MLVT22D3635/SB	MLVT22D3640/SB
ORDER CODE	108140	108141
Input Wattage	36W	36W
Voltage	120-277V	120-277V
Delivered Lumens (lm)	3,670 lm	3,890 lm
Efficacy (lm/W)	102 lm/W	108 lm/W
Color Rendering Index (CRI)	≥80	≥80
Color Temperature (CCT)	3500K	4000K
Replacement	3 x 17W	3 x 17W
Dimming Compatible	0-10V	0-10V
Lumen Maintenance (L70)	50,000 hours	50,000 hours
CERTIFICATIONS	cULus, RoHS, FCC, DLC	cULus, RoHS, FCC, DLC

Surface mount and flange kits available.

ArcMAX™ LED 2x4 Single Basket Volumetric Panels



CCTs Available:



	2' x 4'	2' x 4'
MODEL NUMBER	MLVT24D4535/SB	MLVT24D4540/SB
ORDER CODE	108142	108143
Input Wattage	45W	45W
Voltage	120-277V	120-277V
Delivered Lumens (lm)	4,725 lm	5,265 lm
Efficacy (lm/W)	105 lm/W	117 lm/W
Color Rendering Index (CRI)	≥80	≥80
Color Temperature (CCT)	3500K	4000K
Replacement	3 x 32W	3 x 32W
Dimming Compatible	0-10V	0-10V
Lumen Maintenance (L70)	50,000 hours	50,000 hours
CERTIFICATIONS	cULus, RoHS, FCC, DLC	cULus, RoHS, FCC, DLC

Surface mount and flange kits available.

LED 2x2 Lensed Retrofit Kits



CCTs Available:



	2' x 2'	2' x 2'	2' x 2'
MODEL NUMBER	LRK22D3035	LRK22D3041	LRK22D3050
ORDER CODE	107797	107798	107799
Input Wattage	30W	30W	30W
Voltage	120-277V	120-277V	120-277V
Delivered Lumens (lm)	2,640 lm	2,740 lm	2,760 lm
Efficacy (lm/W)	98 lm/w	99 lm/w	100 lm/w
Color Rendering Index (CRI)	>80	>80	>80
Color Temperature (CCT)	3500K	4100K	5000K
Dimming Compatible	0-10V	0-10V	0-10V
Lumen Maintenance (L70)	50,000 hours	50,000 hours	50,000 hours
CERTIFICATIONS	cULus, DLC, FCC	cULus, DLC, FCC	cULus, DLC, FCC

LED 2x4 Lensed Retrofit Kits



CCTs Available:



	2' x 4'	2' x 4'	2' x 4'
MODEL NUMBER	LRK24D4035	LRK24D4041	LRK24D4050
ORDER CODE	75447	75422	75423
Input Wattage	40	40	40
Voltage	120-277V	120-277V	120-277V
Delivered Lumens (lm)	4,060 lm	4,130 lm	4,180 lm
Efficacy (lm/W)	112 lm/w	113 lm/w	114 lm/w
Color Rendering Index (CRI)	>80	>80	>80
Color Temperature (CCT)	3500K	4100K	5000K
Dimming Compatible	0-10V	0-10V	0-10V
Lumen Maintenance (L70)	50,000 hours	50,000 hours	50,000 hours
CERTIFICATIONS	cULus, DLC, FCC	cULus, DLC, FCC	cULus, DLC, FCC

LED Troffer Retrofit Kits



CCTs Available:



	2' x 2'	2' x 4'
MODEL NUMBER	TRK22D2335	TRK24D3335
ORDER CODE	14098888	14098891
Input Wattage	23W	33W
Voltage	120-277V	120-277V
Delivered Lumens (lm)	2,940 lm	4,300 lm
Efficacy (lm/W)	130 lm/W	132 lm/W
Color Rendering Index (CRI)	>80	>80
Color Temperature (CCT)	3500K	3500K
Replacement	3 Lamp F17T8	3 Lamp F32T8
Dimming Compatible	0-10V	0-10V
Lumen Maintenance (L70)	50,000 hours	50,000 hours
CERTIFICATIONS	cULus, FCC, DLC Premium	cULus, FCC, DLC Premium

RRC LED Light Engines



Triac dimming models also available.

CCTs Available:



MODEL NUMBER	RRXC10U30Z	RRXC15U30Z	RRXC20U30Z
ORDER CODE	1410046	1410055	1410064
Input Wattage	10W	15W	20W
Voltage	120-277V	120-277V	120-277V
Delivered Lumens (lm)	900 lm	1,275 lm	1,900 lm
Efficacy (lm/W)	90 lm/W	85 lm/W	95 lm/W
Color Rendering Index (CRI)	≥80	≥80	≥80
Color Temperature (CCT)	3000K	3000K	3000K
Replacement	18W CFL	26W CFL	42W CFL
Dimming Compatible	0-10V	0-10V	0-10V
Lumen Maintenance (L70)	50,000 hours	50,000 hours	50,000 hours
CERTIFICATIONS	FCC, cULus, RoHS, ENERGY STAR*	FCC, cULus, RoHS, ENERGY STAR*	FCC, cULus, RoHS, ENERGY STAR*
Reflector Options:	RRC4-RFL, RRC6-RFL, RRC8-RFL, RRC9-RFL	RRC4-RFL, RRC6-RFL, RRC8-RFL, RRC9-RFL	RRC6-RFL, RRC8-RFL, RRC9-RFL

Reflectors for RRC Downlight Series



MODEL NUMBER	RRC4-RFL	RRC6-RFL	RRC8-RFL	RRC9-RFL
ORDER CODE	1410090	1410091	1410092	1410093
Size	4"	6"	8"	9"
Reflector Color	Silver	Silver	Silver	Silver

Only Pair Reflectors with qualified engine wattages

MODEL NUMBER	RRC4-RFLW	RRC6-RFLW	RRC8-RFLW	RRC9-RFLW
ORDER CODE	14099425	14099426	14099427	14099806
Size	4"	6"	8"	9"
Reflector Color	White	White	White	White

Only Pair Reflectors with qualified engine wattages

LED ENGINE	DESCRIPTION	4"	6"	8"	9"
		(RRC4-RFL)	(RRC6-RFL)	(RRC8-RFL)	(RRC9-RFL)
RRXC10Uyy	RRC LIGHT ENGINE 1000LM 120V, TRIAC DIMMING	X	X	X	X
RRXC10UyyZ	RRC LIGHT ENGINE 1000LM 120-277V, 0-10V DIMMING	X	X	X	X
RRXC12UyyZEM	RRC LIGHT ENGINE 1000LM 120-277V, 0-10V DIMMING W/ BATTERY BACKUP	X	X	X	X
RRXC15Uyy	RRC LIGHT ENGINE 1500LM 120V, TRIAC DIMMING	X	X	X	X
RRXC15UyyZ	RRC LIGHT ENGINE 1500LM 120-277V, 0-10V DIMMING	X	X	X	X
RRXC15UyyZEM	RRC LIGHT ENGINE 1500LM 120-277V, 0-10V DIMMING W/ BATTERY BACKUP	X	X	X	X
RRXC20Uyy	RRC LIGHT ENGINE 2000LM 120V, TRIAC DIMMING		X	X	X
RRXC20UyyZ	RRC LIGHT ENGINE 2000LM 120-277V, 0-10V DIMMING		X	X	X
RRXC20UyyZEM	RRC LIGHT ENGINE 2000LM 120-277V, 0-10V DIMMING W/ BATTERY BACKUP		X	X	X

CAUTION: A light engine should only be used with a reflector that is listed as compatible. Any other engine/reflector pairing is not covered by this product's UL Listing, and could be hazardous! EM models are not ENERGY STAR® qualified.

LED Commercial 6" Downlight Retrofits Economical Series



CCTs Available:

3000K

4000K

	6"	6"	6"
MODEL NUMBER	RRECO61230W/V2	RRECO61830W/V2	RRECO62730W/V2
ORDER CODE	1408678	1408679	1408680
Input Wattage	11W	17W	26W
Voltage	120-277V	120-277V	120-277V
Delivered Lumens (lm)	940 lm	1,334 lm	2,229 lm
Efficacy (lm/W)	88 lm/W	81 lm/W	86 lm/W
Color Rendering Index (CRI)	>80	>80	>80
Color Temperature (CCT)	3000K	3000K	3000K
Dimming Compatible	0-10V	0-10V	0-10V
Lumen Maintenance (L70)	50,000 hours	50,000 hours	50,000 hours
CERTIFICATIONS	cULus, FCC, ENERGY STAR®, RoHS	cULus, FCC, ENERGY STAR®, RoHS	cULus, FCC, ENERGY STAR®, RoHS

LED Commercial 8" Downlight Retrofits Economical Series



CCTs Available:

3000K

4000K

	8"	8"	8"	8"
MODEL NUMBER	RRECO81230W/V2	RRECO81830W/V2	RRECO82430W/V2	RRECO84030W/V2
ORDER CODE	1408681	1409589	1408682	1408683
Input Wattage	11W	17W	23W	38W
Voltage	120-277V	120-277V	120-277V	120-277V
Delivered Lumens (lm)	1,030 lm	1,542 lm	2,064 lm	3,254 lm
Efficacy (lm/W)	96 lm/W	93 lm/W	89 lm/W	85 lm/W
Color Rendering Index (CRI)	>80	>80	>80	>80
Color Temperature (CCT)	3000K	3000K	3000K	3000K
Dimming Compatible	0-10V	0-10V	0-10V	0-10V
Lumen Maintenance (L70)	50,000 hours	50,000 hours	50,000 hours	50,000 hours
CERTIFICATIONS	cULus, FCC, ENERGY STAR®, RoHS	cULus, FCC, ENERGY STAR®, RoHS	cULus, FCC, ENERGY STAR®, RoHS	cULus, FCC, ENERGY STAR®, RoHS

LED Universal Downlights



CCTs Available:

3000K

3500K

4000K

	6"	6"	8"	8"
MODEL NUMBER	RCF61340W	RCF61840W	RCF81340W	RCF81840W
ORDER CODE	1410028	1410030	1410032	1410034
Input Wattage	13W	18W	13W	18W
Voltage	120-277V	120-277V	120-277V	120-277V
Delivered Lumens (lm)	1,353 lm	1,855 lm	1,458 lm	1,956 lm
Efficacy (lm/W)	108 lm/W	109 lm/W	116 lm/W	114 lm/W
Color Rendering Index (CRI)	≥80	≥80	≥80	≥80
Color Temperature (CCT)	4000K	4000K	4000K	4000K
Replacement	18W CFL	26W CFL	18W CFL	26W CFL
Dimming Compatible	Triac	Triac	Triac	Triac
Lumen Maintenance (L70)	50,000 hours	50,000 hours	50,000 hours	50,000 hours
CERTIFICATIONS	FCC, cETLus, RoHS, ENERGY STAR®	FCC, cETLus, RoHS, ENERGY STAR®	FCC, cETLus, RoHS, ENERGY STAR®	FCC, cETLus, RoHS, ENERGY STAR®

LED 4" 120-277V Downlight Retrofits



CCTs Available:



	4"		
	RR-409U-30W	RR-409U-40W	RR-409U-50W
MODEL NUMBER			
ORDER CODE	102382	107285	107287
Input Wattage	9W	9W	9W
Voltage	120-277V	120-277V	120-277V
Delivered Lumens (lm)	680 lm	720 lm	760 lm
Efficacy (lm/W)	85 lm/W	86 lm/W	86 lm/W
Color Rendering Index (CRI)	≥80	≥80	≥80
Color Temperature (CCT)	3000K	4000K	5000K
Replacement	60W INC	60W INC	60W INC
Dimming Compatible	Triac (120V only)	Triac (120V only)	Triac (120V only)
Lumen Maintenance (L70)	50,000 hours	50,000 hours	50,000 hours
CERTIFICATIONS	cULus, ENERGY STAR®, FCC, RoHS	cULus, ENERGY STAR®, FCC, RoHS	cULus, ENERGY STAR®, FCC, RoHS

LED 6" 120-277V Downlight Retrofits



CCTs Available:



	6"		
	RR-613U-30W	RR-613U-40W	RR-613U-50W
MODEL NUMBER			
ORDER CODE	102383	107286	107288
Input Wattage	13W	13W	13W
Voltage	120-277V	120-277V	120-277V
Delivered Lumens (lm)	1,110 lm	1,180 lm	1,250 lm
Efficacy (lm/W)	97 lm/W	98 lm/W	99 lm/W
Color Rendering Index (CRI)	≥80	≥80	≥80
Color Temperature (CCT)	3000K	4000K	5000K
Replacement	120W INC	120W INC	120W INC
Dimming Compatible	Triac (120V only)	Triac (120V only)	Triac (120V only)
Lumen Maintenance (L70)	50,000 hours	50,000 hours	50,000 hours
CERTIFICATIONS	cULus, ENERGY STAR®, FCC, RoHS	cULus, ENERGY STAR®, FCC, RoHS	cULus, ENERGY STAR®, FCC, RoHS

LED 4" Residential Retrofits



High CRI versions also available.



CCTs Available:



	4"	
	RR41027W-L9	14099591
MODEL NUMBER		
ORDER CODE		
Input Wattage	10W	
Voltage	120V	
Delivered Lumens (lm)	720 lm	
Efficacy (lm/W)	75 lm/W	
Color Rendering Index (CRI)	≥80	
Color Temperature (CCT)	2700K	
Replacement	60W INC	
Dimming Compatible	Triac Dimmable	
Lumen Maintenance (L70)	36,000 hours	
CERTIFICATIONS	cULus, ENERGY STAR®, FCC, RoHS	

LED 6" Residential Retrofits



High CRI versions also available.



CCTs Available:



	6"	
	RR61127W-L9	RR61827W-L9
MODEL NUMBER		
ORDER CODE	14099599	14099607
Input Wattage	11W	18W
Voltage	120V	120V
Delivered Lumens (lm)	850 lm	1,390 lm
Efficacy (lm/W)	80 lm/W	81 lm/W
Color Rendering Index (CRI)	≥80	≥80
Color Temperature (CCT)	2700K	2700K
Replacement	65W INC	75W INC
Dimming Compatible	Triac Dimmable	Triac Dimmable
Lumen Maintenance (L70)	36,000 hours	36,000 hours
CERTIFICATIONS	cULus, ENERGY STAR®, FCC, RoHS	cULus, ENERGY STAR®, FCC, RoHS

LED J-Box 4" Downlights



CCTs Available:



	4"	4"	4"
MODEL NUMBER	RF408ICAT27WJ	RF408ICAT30W	RF408ICAT40W
ORDER CODE	1408891	1408889	1408890
Input Wattage	7W	7W	7W
Voltage	120V	120V	120V
Delivered Lumens (lm)	520 lm	650 lm	650 lm
Efficacy (lm/W)	76 lm/W	98 lm/W	98 lm/W
Color Rendering Index (CRI)	>90	>80	>80
Color Temperature (CCT)	2700K	3000K	4000K
Dimming Compatible	Yes	Yes	Yes
Lumen Maintenance (L70)	>35,000 hours	>35,000 hours	>35,000 hours
CERTIFICATIONS	UL, FCC, ENERGY STAR®, CEC T24 JA8, RoHS	UL, FCC, ENERGY STAR®, RoHS	UL, FCC, ENERGY STAR®, RoHS

LED J-Box 6" Downlights



CCTs Available:



	6"	6"	6"
MODEL NUMBER	RF610ICAT27WJ	RF610ICAT30W	RF610ICAT40W
ORDER CODE	1408896	1408894	1408895
Input Wattage	9W	9W	9W
Voltage	120V	120V	120V
Delivered Lumens (lm)	620 lm	840 lm	840 lm
Efficacy (lm/W)	72 lm/W	95 lm/W	95 lm/W
Color Rendering Index (CRI)	>90	>80	>80
Color Temperature (CCT)	2700K	3000K	4000K
Dimming Compatible	Yes	Yes	Yes
Lumen Maintenance (L70)	>35,000 hours	>35,000 hours	>35,000 hours
CERTIFICATIONS	UL, FCC, ENERGY STAR®, CEC T24 JA8, RoHS	UL, FCC, ENERGY STAR®, RoHS	UL, FCC, ENERGY STAR®, RoHS

24" Round Pendant



CCTs Available:



	DIRECT LIGHT	INDIRECT/DIRECT LIGHT
MODEL NUMBER	MLRP24E4035D	MLRP24E4035I
ORDER CODE	1410239	1410240
Input Wattage	40W	40W
Voltage	120-277V	120-277V
Delivered Lumens (lm)	3,200 lm	3,200 lm
Efficacy (lm/W)	89 lm/W	89 lm/W
Color Rendering Index (CRI)	>80	>80
Color Temperature (CCT)	3500K	3500K
Dimming Compatible	0-10V	0-10V
Lumen Maintenance (L70)	50,000 hours	50,000 hours
CERTIFICATIONS	FCC, cETLus	FCC, cETLus

Direct is surface mounted only, Indirect/Direct is pendant mounted only.

1x4 Pendant Panels



CCTs Available:



	WHITE LENS	TRANSPARENT LENS
MODEL NUMBER	MLFP14DI3635I	MLFP14DI3640ICL
ORDER CODE	14098821	14098822
Input Wattage	36W	36W
Voltage	120-277V	120-277V
Delivered Lumens (lm)	4,396 lm	4,721 lm
Efficacy (lm/W)	112 lm/W	120 lm/W
Color Rendering Index (CRI)	80	80
Color Temperature (CCT)	3500K	4000K
Dimming Compatible	0-10V	0-10V
Lumen Maintenance (L70)	50,000 hours	50,000 hours
CERTIFICATIONS	DLC, FCC, cETLus	DLC, FCC, cETLus

LED Flush Mount Fixtures - Traditional Series



CCTs Available:

2700K 3000K

Finishes Available:

NICKLE BRONZE



13" (BRUSHED NICKEL FINISH)

15" (BRUSHED NICKEL FINISH)

MODEL NUMBER	ML2LAMTRBN18830	ML2LALTRBN24830
ORDER CODE	1409605	1409604
Input Wattage	18W	24W
Voltage	120V	120V
Delivered Lumens (lm)	1,260 lm	1,650 lm
Efficacy (lm/W)	70 lm/W	68 lm/W
Color Rendering Index (CRI)	≥80	≥80
Color Temperature (CCT)	3000K	3000K
Replacement	60W INC	100W INC
Dimming Compatible	Triac	Triac
Lumen Maintenance (L70)	50,000 hours	50,000 hours
CERTIFICATIONS	ENERGY STAR®, ETL, FCC	ENERGY STAR®, ETL, FCC

LED Flush Mount Fixtures - Architectural Series



CCTs Available:

2700K 3000K

Finishes Available:

NICKLE



12" (BRUSHED NICKEL FINISH)

14" (BRUSHED NICKEL FINISH)

16" (BRUSHED NICKEL FINISH)

MODEL NUMBER	ML2LASABN16830	ML2LAMABN22830	ML2LALABN24830
ORDER CODE	1409627	1410232	1409612
Input Wattage	16W	22W	24W
Voltage	120V	120V	120V
Delivered Lumens (lm)	1,250 lm	1,898 lm	1,950 lm
Efficacy (lm/W)	78 lm/W	87 lm/W	81 lm/W
Color Rendering Index (CRI)	≥80	≥80	≥80
Color Temperature (CCT)	3000K	3000K	3000K
Replacement	75W INC	100W INC	100W INC
Dimming Compatible	Triac	Triac	Triac
Lumen Maintenance (L70)	50,000 hours	50,000 hours	50,000 hours
CERTIFICATIONS	ENERGY STAR®, ETL, FCC	ENERGY STAR®, ETL, FCC	ENERGY STAR®, ETL, FCC

LED Flush Mount Fixtures - Pearl Series



CCTs Available:

2700K

Finishes Available:

NICKLE BRONZE



11" (BRUSHED NICKEL FINISH)

11" (DARK BRONZE FINISH)

MODEL NUMBER	ML2LASPRBN14827	ML2LASPRBZ14827
ORDER CODE	1408699	1408735
Input Wattage	14W	14W
Voltage	120V	120V
Delivered Lumens (lm)	980 lm	996 lm
Efficacy (lm/W)	70 lm/W	72 lm/W
Color Rendering Index (CRI)	≥80	≥80
Color Temperature (CCT)	2700K	2700K
Replacement	60W INC	60W INC
Dimming Compatible	Triac	Triac
Lumen Maintenance (L70)	50,000 hours	50,000 hours
CERTIFICATIONS	ENERGY STAR®, ETL, FCC	ENERGY STAR®, ETL, FCC

LED Flush Mount Fixtures - Mushroom Series



CCTs Available:

2700K

Finishes Available:

NICKLE

BRONZE



9" (BRUSHED NICKEL FINISH)

9" (RUBBED BRONZE FINISH)

MODEL NUMBER	ML2LS12XSMBN927	ML2LS12XSMOR927
ORDER CODE	97523	96970
Input Wattage	12W	12W
Voltage	120V	120V
Delivered Lumens (lm)	695 lm	695 lm
Efficacy (lm/W)	57 lm/W	57 lm/W
Color Rendering Index (CRI)	≥90	≥90
Color Temperature (CCT)	2700K	2700K
Replacement	40W INC	40W INC
Dimming Compatible	Yes, ELV	Yes, ELV
Lumen Maintenance (L70)	50,000 hours	50,000 hours
CERTIFICATIONS	cULus (Damp Listed), FCC, ENERGY STAR*	cULus (Damp Listed), FCC, ENERGY STAR*

LED Flush Mount Fixtures - Cloud Series



CCTs Available:

2700K



Intertek

13"

16"

MODEL NUMBER	ML2LAMPWH18827	ML2LALPWH24827/BP
ORDER CODE	1408691	1408711
Input Wattage	18W	24W
Voltage	120V	120V
Delivered Lumens (lm)	1,440 lm	1,950 lm
Efficacy (lm/W)	80 lm/W	81 lm/W
Color Rendering Index (CRI)	≥80	≥80
Color Temperature (CCT)	2700K	2700K
Replacement	60W INC	100W INC
Dimming Compatible	Triac	Triac
Lumen Maintenance (L70)	50,000 hours	50,000 hours
CERTIFICATIONS	ENERGY STAR*, ETL, FCC	ENERGY STAR*, ETL, FCC

LED Flush Mount Fixtures - Slim Series



CCTs Available:

3000K

Finishes Available:

NICKLE

WHITE



11" (BRUSHED NICKEL FINISH)

13" (BRUSHED NICKEL FINISH)

15" (BRUSHED NICKEL FINISH)

MODEL NUMBER	ML2L11SLNI1230	ML2L13SLNI1530	ML2L15SLNI2430
ORDER CODE	1410130	1410132	1410134
Input Wattage	12W	15W	24W
Voltage	120V	120V	120V
Delivered Lumens (lm)	845 lm	1,050	1,680
Efficacy (lm/W)	70 lm/W	70 lm/W	70 lm/W
Color Rendering Index (CRI)	≥80	≥80	≥80
Color Temperature (CCT)	3000K	3000K	3000K
Replacement	60W INC	60W INC	100W INC
Dimming Compatible	Triac	Triac	Triac
Lumen Maintenance (L70)	50,000 hours	50,000 hours	50,000 hours
CERTIFICATIONS	cULus, FCC, RoHS, ENERGY STAR*	cULus, FCC, RoHS, ENERGY STAR*	cULus, FCC, RoHS, ENERGY STAR*

LED Disc Light



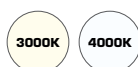
CCTs Available:



	4"	6"
MODEL NUMBER	DL409827WH	DL615827WH
ORDER CODE	14099585	14099588
Input Wattage	9W	15W
Voltage	120V	120V
Delivered Lumens (lm)	630 lm	1,275 lm
Efficacy (lm/W)	69 lm/W	86 lm/W
Color Rendering Index (CRI)	≥80	≥80
Color Temperature (CCT)	2700K	2700K
Replacement	40W INC	75W INC
Dimming Compatible	Triac	Triac
Lumen Maintenance (L70)	36,000 hours	36,000 hours
CERTIFICATIONS	cETLus, FCC, ENERGY STAR®	cETLus, FCC, ENERGY STAR®

LED Light Engines/
Retrofit Kits - Gen 2

CCTs Available:



	3"	4"	5.5"	7"
MODEL NUMBER	FRK10X3-930/V2	FRK17X4-930/V2*	FRK23X5.5-930/V2*	FRK28X7-930/V2*
ORDER CODE	1409572	1409573	1409574	1409575
Input Wattage	10W	16W	23W	28W
Voltage	120V	120V	120V	120V
Delivered Lumens (lm)	800 lm	1,200 lm	1,750 lm	2,240 lm
Efficacy (lm/W)	77	74	75	80
Color Rendering Index (CRI)	≥90	≥90	≥90	≥90
Color Temperature (CCT)	3000K	3000K	3000K	3000K
Replacement	60W INC	75W INC	100W INC	125W INC
Dimming Compatible	Triac	Triac	Triac	Triac
Lumen Maintenance (L70)	40,000 hours	40,000 hours	40,000 hours	40,000 hours
CERTIFICATIONS	cULs Classified, FCC, ENERGY STAR®	cULs Classified, FCC, ENERGY STAR®	cULs Classified, FCC, ENERGY STAR®	cULs Classified, FCC, ENERGY STAR®

LED Architectural Vanity Bar



25" (BRUSHED NICKEL FINISH)

MODEL NUMBER	ML8LARBN30830
---------------------	----------------------

ORDER CODE	1410172
-------------------	----------------

Input Wattage	30W
---------------	-----

Voltage	120V
---------	------

Delivered Lumens (lm)	2,100 lm
-----------------------	----------

Efficacy (lm/W)	70 lm/W
-----------------	---------

Color Rendering Index (CRI)	≥80
-----------------------------	-----

Color Temperature (CCT)	3000K
-------------------------	-------

Replacement	100W INC
-------------	----------

Dimming Compatible	Triac
--------------------	-------

Lumen Maintenance (L70)	50,000 hours
-------------------------	--------------

CERTIFICATIONS	ETL, FCC, ENERGY STAR®
-----------------------	------------------------



CCTs Available:

3000K

LED Fleming Vanity Bar



24"

MODEL NUMBER	ML8LAFBN23827
---------------------	----------------------

ORDER CODE	1409635
-------------------	----------------

Input Wattage	23W
---------------	-----

Voltage	120V
---------	------

Delivered Lumens (lm)	1,385 lm
-----------------------	----------

Efficacy (lm/W)	65 lm/W
-----------------	---------

Color Rendering Index (CRI)	≥80
-----------------------------	-----

Color Temperature (CCT)	2700K
-------------------------	-------

Replacement	75W INC
-------------	---------

Dimming Compatible	Triac
--------------------	-------

Lumen Maintenance (L70)	50,000 hours
-------------------------	--------------

CERTIFICATIONS	ENERGY STAR®, cETLus, FCC
-----------------------	---------------------------



CCTs Available:

2700K

LED Architectural Wall Sconce



CCTs Available:

3000K



10.5" (BRUSHED NICKEL FINISH)

MODEL NUMBER	ML9LARBN23830
ORDER CODE	1409631
Input Wattage	23W
Voltage	120V
Delivered Lumens (lm)	1,891 lm
Efficacy (lm/W)	83 lm/W
Color Rendering Index (CRI)	≥80
Color Temperature (CCT)	3000K
Replacement	100W
Dimming Compatible	Triac
Lumen Maintenance (L70)	50,000 hours
CERTIFICATIONS	cULus (Damp Listed), FCC, ENERGY STAR*

LED Wall Sconce



CCTs Available:

2700K



13.375" x 7.875" (BRUSHED NICKEL FINISH)

16.5" x 9.8" (BRUSHED NICKEL FINISH)

MODEL NUMBER	ML9LA17LCNBNI927	ML9LA23LCNBNI927
ORDER CODE	77655	77656
Input Wattage	17W	24W
Voltage	120-277V	120-277V
Delivered Lumens (lm)	1,550 lm	2,075 lm
Efficacy (lm/W)	88 lm/W	85 lm/W
Color Rendering Index (CRI)	≥90	≥90
Color Temperature (CCT)	2700K	2700K
Replacement	75W	125W
Dimming Compatible	Triac	Triac
Lumen Maintenance (L70)	50,000 hours	50,000 hours
CERTIFICATIONS	cULus (Damp Listed), FCC, ENERGY STAR*	cULus (Damp Listed), FCC, ENERGY STAR*

LED Fleming Wall Sconce



CCTs Available:

2700K



12"

MODEL NUMBER	ML9LAFBN09827
ORDER CODE	14099634
Input Wattage	9W
Voltage	120V
Delivered Lumens (lm)	690 lm
Efficacy (lm/W)	71 lm/W
Color Rendering Index (CRI)	≥80
Color Temperature (CCT)	2700K
Replacement	40W INC
Dimming Compatible	Triac
Lumen Maintenance (L70)	50,000 hours
CERTIFICATIONS	ENERGY STAR*, cETLus, FCC

Bulb in Box - Traditional Ceiling Fixture



Finishes Available:



NICKEL FINISH	
MODEL NUMBER	ML2E242TRNI27
ORDER CODE	1408622
Number of Lamps	2 x 12W 2700K JAB COMPLIANT E26 SOCKET LED LAMP
Voltage	120V
Source Lumens (lm)	2,200 lm
Source Color Rendering Index (CRI)	≥90
Max Wattage	24W
CERTIFICATIONS	cULus, FCC, ENERGY STAR*

Bulb in Box - Tulip Vanity Bar



Finishes Available:



NICKEL FINISH	
MODEL NUMBER	ML8E303TUNI27
ORDER CODE	1408625
Number of Lamps	3 x 10W 2700K JAB COMPLIANT E26 SOCKET LED LAMP
Voltage	120V
Source Lumens (lm)	2,400 lm
Source Color Rendering Index (CRI)	≥90
Max Wattage	30W
CERTIFICATIONS	cULus, FCC, ENERGY STAR*

Bulb in Box - Architectural Torchiere



Finishes Available:



BLACK FINISH	
MODEL NUMBER	ML1E242DARBK27
ORDER CODE	1410154
Number of Lamps	2 x 12W 2700K JAB COMPLIANT E26 SOCKET LED LAMP
Voltage	120V
Source Lumens (lm)	2,200 lm
Source Color Rendering Index (CRI)	≥90
Max Wattage	24W
CERTIFICATIONS	ENERGY STAR*, ETL, FCC

Bulb in Box - Contemporary Wall Sconce



Finishes Available:



NICKEL FINISH	
MODEL NUMBER	ML9E101CCNI27
ORDER CODE	1408633
Number of Lamps	1 x 10W 2700K JAB COMPLIANT E26 SOCKET LED LAMP
Voltage	120V
Source Lumens (lm)	800 lm
Source Color Rendering Index (CRI)	≥90
Max Wattage	10W
CERTIFICATIONS	cULus, FCC, ENERGY STAR*

Flood Class I Division 1 HL-AR-D1 Series



347-480V options also available.
Available in 25°, 60°, and 120° beam angles.
CCTs Available:

5000K

MODEL NUMBER	HL-AR80UW-50G-D1	HL-AR100UW-50G-D1	HL-AR150UW-50G-D1
ORDER CODE	1409541	1409543	1409545
Input Wattage	80W	100W	150W
Voltage	120-277V	120-277V	120-277V
Delivered Lumens (lm)	9,600 lm	12,000 lm	18,245 lm
Efficacy (lm/W)	120 lm/W	120 lm/W	120 lm/W
Color Rendering Index (CRI)	≥70	≥70	≥70
Color Temperature (CCT)	5000K	5000K	5000K
Distribution	120°	120°	120°
Replacement	175W MH	400W MH	400W PSMH
Temperature Rating	T6	T6	T6
Lumen Maintenance (L70)	>100,000 hours	>100,000 hours	>100,000 hours
CERTIFICATIONS	UL844, UL1598, UL1598A, DLC Premium	UL844, UL1598, UL1598A, DLC Premium	UL844, UL1598, UL1598A, DLC Premium

Flood Class I Division 2 HL-AR Series



347-480V options also available.
Available in 25°, 60°, and 120° beam angles.
CCTs Available:

5000K

MODEL NUMBER	HL-AR80UW-50G	HL-AR100UW-50G	HL-AR150UW-50G
ORDER CODE	107618	1409413	107620
Input Wattage	80W	100W	150W
Voltage	120-277V	120-277V	120-277V
Delivered Lumens (lm)	9,600 lm	12,000 lm	18,245 lm
Efficacy (lm/W)	120 lm/W	120 lm/W	120 lm/W
Color Rendering Index (CRI)	≥70	≥70	≥70
Color Temperature (CCT)	5000K	5000K	5000K
Distribution	120°	120°	120°
Replacement	175W MH	400W MH	400W PSMH
Temperature Rating	T4A	T4A	T4A
Lumen Maintenance (L70)	>100,000 hours	>100,000 hours	>100,000 hours
CERTIFICATIONS	UL1598A, UL844, DLC Premium	UL1598A, UL844, DLC Premium	UL1598A, UL844, DLC Premium

Linear Class I Division 2 HL-LI Series



CCTs Available:

5000K

MODEL NUMBER	HL-LI2440	HL-LI4880
ORDER CODE	1409547	1409549
Input Wattage	40W	80W
Voltage	120-277V	120-277V
Delivered Lumens (lm)	5,480 lm	10,960 lm
Efficacy (lm/W)	130 lm/W	130 lm/W
Color Rendering Index (CRI)	≥70	≥70
Color Temperature (CCT)	5000K	5000K
Temperature Rating	T3C	T3C
Lumen Maintenance (L70)	>100,000 hours	>100,000 hours
CERTIFICATIONS	UL844, UL8750, UL1598A, DLC Premium	UL844, UL8750, UL1598A, DLC Premium

40W = 2-FT, 80W = 4-FT
347-480V options also available.
Available in 110° beam angles.

120-277V High Output Flood Class I Division 2 HL-ELLF Series



CCTs Available:

5000K

Available in 18° & 58° beam angles.



MODEL NUMBER	ELLF135UW50AGSH12	ELLF270UW50AGSH12	ELLF405UW50AGSH12
ORDER CODE	74450	74819	74793
Input Wattage	135W	270W	405W
Voltage	120-277V	120-277V	120-277V
Delivered Lumens (lm)	15,830 lm	31,660 lm	47,490 lm
Efficacy (lm/W)	112 lm/W	112 lm/W	112 lm/W
Color Rendering Index (CRI)	≥70	≥70	≥70
Color Temperature (CCT)	5000K	5000K	5000K
Distribution	120°	120°	120°
Replacement	320W PSMH	750W PSMH	1000W MH
Dimming Compatible	0-10V	0-10V	0-10V
Temperature Rating	T4	T4	T4
Lumen Maintenance (L70)	>75,000 hours	>75,000 hours	>75,000 hours
CERTIFICATIONS	UL1598, UL844	UL1598, UL844	UL1598, UL844

347-480V High Output Flood Class I Division 2 HL-ELLF Series



CCTs Available:

5000K

Available in 18° & 58° beam angles.



MODEL NUMBER	ELLF1804W50AGSH12	ELLF3604W50AGSH12	ELLF5404W50AGSH12
ORDER CODE	1409818	1409819	1409820
Input Wattage	180W	360W	540W
Voltage	347-480V	347-480V	347-480V
Delivered Lumens (lm)	18,970 lm	37,940 lm	56,910 lm
Efficacy (lm/W)	up to 105 lm/W	up to 105 lm/W	up to 105 lm/W
Color Rendering Index (CRI)	≥70	≥70	≥70
Color Temperature (CCT)	5000K	5000K	5000K
Distribution	120°	120°	120°
Replacement	400W MH	750W PSMH	1000W MH
Dimming Compatible	0-10V	0-10V	0-10V
Temperature Rating	T4	T4	T4
Lumen Maintenance (L70)	>75,000 hours	>75,000 hours	>75,000 hours
CERTIFICATIONS	UL1598, UL844, DLC	UL1598, UL844, DLC	UL1598, UL844, DLC

Low Bay Class I Division 2 HL-LB Series



CCTs Available:

5000K

Available in 180° beam angles.



MODEL NUMBER	HL-LB23U-50
ORDER CODE	1409916
Input Wattage	23W
Voltage	120-277V
Delivered Lumens (lm)	2,760 lm
Efficacy (lm/W)	120 lm/W
Color Rendering Index (CRI)	≥80
Color Temperature (CCT)	5000K
Replacement	175W MH
Temperature Rating	T4A-T6
Lumen Maintenance (L70)	>100,000 hours
CERTIFICATIONS	UL844, UL1598, UL1598A, DLC Premium

High Bay Class I Division 2 HLR Series



CCTs Available:

5000K

MODEL NUMBER	HLR80UW50XCG	HLR110UW50XCG	HLR140UW50XCG	HLR170UW50XCG
ORDER CODE	96419	96420	96421	96422
Input Wattage	80W	110W	140W	170W
Voltage	120-277V	120-277V	120-277V	120-277V
Delivered Lumens (lm)	9,100 lm	12,525 lm	14,730 lm	17,895 lm
Efficacy (lm/W)	110 lm/W	111 lm/W	106 lm/W	105 lm/W
Color Rendering Index (CRI)	≥70	≥70	≥70	≥70
Color Temperature (CCT)	5000K	5000K	5000K	5000K
Beam Angle	120°	120°	120°	120°
Replacement	175-250W MH	320W PSMH	400W MH	400W PSMH
Temperature Rating	T3C-T5	T3C-T5	T3C-T5	T3C-T5
Lumen Maintenance (L70)	>65,000 hours	>65,000 hours	>50,000 hours	>50,000 hours
CERTIFICATIONS	cULus 1598A, UL844, DLC Standard	cULus 1598A, UL844, DLC Standard	cULus 1598A, UL844, DLC Standard	cULus 1598A, UL844

347-480V options also available. Available in 120° beam angles.

HLR Mounting Options:



Pendant Mount: Accessory included with fixture when the "P" mounting option is ordered. Not sold separately.



96435 - HLRCMG
Ceiling



96436 - HLRW90G
Wall 90°



96437 - HLRW40G
Wall 40°



96438 - HLRS92G
Stanchion 90°



96440 - HLRS22G
Stanchion 25°




96442 - HLRSSG
Swivel Surface




96443 - HLRS CG
Swivel Clamp

QuadroMax PLUS

QuadroMAX Plus is a premium area lighting system with LED modules that interlock to create configurations from 50W to 300W, reaching 39,500+ lumens. Independent modules and drivers enable quick and efficient product maintenance and customization in the field!



Modular Construction



Mounting Options for Area, Flood, and Wall



Pole



Trunnion



Wall Pack



Knuckle Surface



Knuckle Slipfitter



QuadroMAX Plus Mounting Options:

MODEL NUMBER	QMP-KS-B	QMP-TS-B	QMP-WP-B	QMP-SK-B	QMP-PM-B
ORDER CODE	1409054	1409052	1409053	1409051	1409050
Mounting Option	KNUCKLE SURFACE	TRUNNION SWIVEL	WALL PACK	SLIPFITTER KNUCKLE	RIGID POLE
Finish	Bronze	Bronze	Bronze	Bronze	Bronze

QuadroMax PLUS



50W

100W

150W

200W

250W

300W

CCTs Available:

5000K



MODEL NUMBER	QMP-50UT5-50B	QMP-100UT5-50B	QMP-150UT5-50B	QMP-200UT5-50B	QMP-250UT5-50B	QMP-300UT5-50B
ORDER CODE	1408849	1408857	1408817	1408872	1408833	1408841
Input Wattage	50W	100W	150W	200W	250W	300W
Voltage	120-277V	120-277V	120-277V	120-277V	120-277V	120-277V
Delivered Lumens (lm)	5,900 lm	12,275 lm	18,135 lm	23,340 lm	33,485 lm	39,505 lm
Efficacy (lm/W)	up to 131 lm/W	up to 131 lm/W	up to 131 lm/W	up to 131 lm/W	up to 131 lm/W	up to 131 lm/W
Color Rendering Index (CRI)	>70	>70	>70	>70	>70	>70
Color Temperature (CCT)	5000K	5000K	5000K	5000K	5000K	5000K
Replacement	150W MH	250W MH	320W PSMH	400W MH	400W PSMH	750W PSMH
Dimming Compatible	0-10V	0-10V	0-10V	0-10V	0-10V	0-10V
Lumen Maintenance (L90)	>100,000 hours	>100,000 hours	>100,000 hours	>100,000 hours	>100,000 hours	>100,000 hours
CERTIFICATIONS	IP66, cULus, DLC Premium	IP66, cULus, DLC Premium	IP66, cULus, DLC Premium	IP66, cULus, DLC Premium	IP66, cULus, DLC Premium	IP66, cULus, DLC Premium

Type II, III, IV, V optics available. 347-480V available. 10kV surge suppression standard.

QuadroMAX®



55W

80W

110W

135W

160W
& 200W

CCTs Available:

4000K



MODEL NUMBER	QM-2AU7T540N-B	QM-3AU7T540N-B	QM-4AU7T540N-B	QM-5AU7T540N-B	QM-6AU7T540N-B
ORDER CODE	103739	103919	104099	104279	104531
Input Wattage	55W	80W	110W	135W	160W
Voltage	120-277V	120-277V	120-277V	120-277V	120-277V
Delivered Lumens (lm)	5,915 - 5,848 lm	8,694 - 8,758 lm	11,864 - 11,675 lm	14,624 - 14,417 lm	17,775 - 17,537 lm
Efficacy (lm/W)	up to 105 lm/W	up to 107 lm/W	up to 110 lm/W	up to 108 lm/W	up to 109 lm/W
Color Rendering Index (CRI)	>70	>70	>70	>70	>70
Color Temperature (CCT)	4000K	4000K	4000K	4000K	4000K
Replacement	175W MH	250W MH	320W PSMH	400W MH	400W PSMH
Dimming Compatible	0-10V	0-10V	0-10V	0-10V	0-10V
Lumen Maintenance (L70)	≥130,000 hours	≥130,000 hours	≥130,000 hours	≥130,000 hours	≥130,000 hours
CERTIFICATIONS	cULus, IP65, DLC	cULus, IP65, DLC	cULus, IP65, DLC	cULus, IP65, DLC	cULus, IP65, DLC

Type III, IV, V optics available. 347-480V available. 10kV surge suppression standard.

MPulse™

Architectural Lighting Solutions

MaxLite presents a new wave in outdoor lighting with MPulse, an award-winning range of architectural outdoor luminaires designed with visual comfort optics and elegant aesthetics.

Find out more at maxlite.com/mpulse

MPulse™

Flood Lights



Photo/motion sensor, 120V-277V button photocontrol and 347-480V options available. 10kV integral surge suppression standard. Narrow, Medium, Rectangular and Visual Comfort (VC) optics available.

CCTs Available:



MODEL NUMBER	MP-FL28UW-40BTS	MP-FL28UW-50BTS	MP-FL55UW-40BTS	MP-FL55UW-50BTS
ORDER CODE	101261	101272	101274	101276
Input Wattage	28W	28W	55W	55W
Voltage	120-277V	120-277V	120-277V	120-277V
Delivered Lumens (lm)	3,200 lm	3,200 lm	6,700 lm	6,700 lm
Efficacy (lm/W)	115 lm/W	115 lm/W	123 lm/W	123 lm/W
Color Rendering Index (CRI)	>70	>70	>70	>70
Color Temperature (CCT)	4000K	5000K	4000K	5000K
Beam Spread	Wide	Wide	Wide	Wide
Replacement	100W PSMH	100W PSMH	150W PSMH	150W PSMH
Dimming Compatible	0-10V	0-10V	0-10V	0-10V
Lumen Maintenance (L90)	> 100,000	> 100,000	> 100,000	> 100,000
Mounting	Trunnion w/ Threaded Nipple	Trunnion w/ Threaded Nipple	Trunnion w/ Threaded Nipple	Trunnion w/ Threaded Nipple
CERTIFICATIONS	cULus, DLC Premium	cULus, DLC Premium	cULus, DLC Premium	cULus, DLC Premium

MPulse™

Flood Lights



Photo/motion sensor, NEMA twist lock photocontrol receptacle and 347V-480V options available. 10kV integral surge suppression standard. Narrow, Medium, Rectangular and Visual Comfort (VC) optics available.

CCTs Available:



MODEL NUMBER	MP-FL100UW-50BTS	MP-FL100UW-50BSK	MP-FL130UW-50BTS	MP-FL130UW-50BSK
ORDER CODE	101546	101786	101240	101248
Input Wattage	100W	100W	130W	130W
Voltage	120-277V	120-277V	120-277V	120-277V
Delivered Lumens (lm)	12,800 lm	12,800 lm	15,200 lm	15,200 lm
Efficacy (lm/W)	128 lm/W	128 lm/W	122 lm/W	122 lm/W
Color Rendering Index (CRI)	>70	>70	>70	>70
Color Temperature (CCT)	5000K	5000K	5000K	5000K
Beam Spread	Wide	Wide	Wide	Wide
Replacement	250W PSMH	250W PSMH	400W PSMH	400W PSMH
Dimming Compatible	0-10V	0-10V	0-10V	0-10V
Lumen Maintenance (L90)	> 100,000	> 100,000	> 100,000	> 100,000
Mounting	Trunnion	Slipfitter Knuckle	Trunnion	Slipfitter Knuckle
CERTIFICATIONS	cULus, DLC Premium	cULus, DLC Premium	cULus, DLC Premium	cULus, DLC Premium

MPulse™

Wall Mount Luminaire



CCTs Available:

4000K

5000K



MODEL NUMBER	MP-SM28UT4-50B	MP-SM55UT4-50B	MP-SM100UT4-50B
ORDER CODE	1409471	1409473	1408979
Input Wattage	28W	55W	100W
Voltage	120-277V	120-277V	120-277V
Delivered Lumens (lm)	3,230 lm	6,250 lm	11,730 lm
Efficacy (lm/W)	115 lm/W	114 lm/W	123 lm/W
Color Rendering Index (CRI)	>70	>70	>70
Optic Distribution	Type IV	Type IV	Type IV
Color Temperature (CCT)	5000K	5000K	5000K
Replacement	175W MH	250W MH	400W MH
Dimming Compatible	0-10V	0-10V	0-10V
Lumen Maintenance (L90)	>100,000 hours	>100,000 hours	>100,000 hours
CERTIFICATIONS	cULus, DLC Premium, IP66	cULus, DLC Premium, IP66	cULus, DLC Premium, IP66

Type III, IV and Visual Comfort (VC) optics available.
347-480V available. 10kV surge suppression standard.

MPulse™

Canopy Series



CCTs Available:

4000K

5000K



MODEL NUMBER	MP-CP28UC-50B	MP-CP55UC-50B
ORDER CODE	100546	14098923
Input Wattage	28W	55W
Voltage	120-277V	120-277V
Delivered Lumens (lm)	3,945 lm	6,920 lm
Efficacy (lm/W)	147 lm/W	122 lm/W
Color Rendering Index (CRI)	>70	>70
Color Temperature (CCT)	5000K	5000K
Replacement	150W MH	250W MH
Dimming Compatible	0-10V	0-10V
Lumen Maintenance (L90)	> 100,000	> 100,000
CERTIFICATIONS	cULus, DLC Premium	cULus, DLC Premium

Canopy, parking garage, asymmetric and Visual Comfort (VC) distributions available. 10kV surge suppression standard.
Photo/motion sensor, 120-277V photocell and 347V-480V, and emergency battery backup options available.

MPulse™

Area Light



CCTs Available:

4000K

5000K



MODEL NUMBER	MP-AR100UT3-50B	MP-AR150UT3-50B	MP-AR200UT3-50B	MP-AR250UT3-50B	MP-AR300UT3-50B
ORDER CODE	1409997	14098824	1409999	14098825	1409995
Input Wattage	100W	150W	200W	250W	300W
Voltage	120-277V	120-277V	120-277V	120-277V	120-277V
Delivered Lumens (lm)	11,975 lm	19,450 lm	25,335 lm	31,525 lm	36,440 lm
Efficacy (lm/W)	>120 lm/W	>120 lm/W	>120 lm/W	>120 lm/W	>120 lm/W
Color Rendering Index (CRI)	>70	>70	>70	>70	>70
Color Temperature (CCT)	5000K	5000K	5000K	5000K	5000K
Replacement	250W MH	320W PSMH	400W MH	400W PSMH	750W PSMH
Dimming Compatible	0-10V	0-10V	0-10V	0-10V	0-10V
Lumen Maintenance (L70)	>100,000 hours	>100,000 hours	>100,000 hours	>100,000 hours	>100,000 hours
CERTIFICATIONS	cULus, DLC Premium	cULus, DLC Premium	cULus, DLC Premium	cULus, DLC Premium	cULus, DLC Premium

Photo/motion sensor, photocontrol receptacle and 347-480V options available.
10kV integral surge suppression standard. Type II, III, IV and V optics available.

LED High Output Area Light



CCTs Available:

5000K

MODEL NUMBER	AR-XAL450UT3-50B	AR-XAL450UT4-50B	AR-XAL450UT5-50B
ORDER CODE	1048169	1048168	1048167
Input Wattage	435W	435W	435W
Voltage	120-277V	120-277V	120-277V
Delivered Lumens (lm)	56,285 lm	56,285 lm	56,285 lm
Efficacy (lm/W)	128 lm/W	128 lm/W	128 lm/W
Color Rendering Index (CRI)	≥70	≥70	≥70
Color Temperature (CCT)	5000K	5000K	5000K
Replacement	1000W MH	1000W MH	1000W MH
Distribution	Type III	Type IV	Type V
Dimming Compatible	0-10V	0-10V	0-10V
Lumen Maintenance (L70)	>100,000 hours	>100,000 hours	>100,000 hours
CERTIFICATIONS	ETL, DLC Premium	ETL, DLC Premium	ETL, DLC Premium

Photo receptacle, photo/motion sensor and 347-480V options available.

LED Slim Area Lights



CCTs Available:

4000K

5000K

MODEL NUMBER	AR-MAL60UT3-50BRK	AR-MAL100UT3-40BRK
ORDER CODE	1409280	1409311
Input Wattage	60W	100W
Voltage	120-277V	120-277V
Delivered Lumens (lm)	7,990 lm	12,590 lm
Efficacy (lm/W)	133 lm/W	126 lm/W
Color Rendering Index (CRI)	≥75	≥75
Color Temperature (CCT)	5000K	4000K
Replacement	150W PSMH	250W PSMH
Dimming Compatible	0-10V	0-10V
Lumen Maintenance (L70)	>100,000 hours	>100,000 hours
CERTIFICATIONS	cULus, IP65, DLC Premium	cULus, IP65, DLC Premium

Type II, III, IV, V optics; 10kV surge suppression, 347-480V, photocontrol receptacle and photo/motion sensor options also available. 100W model only available in 4000K.

LED Slim Area Lights - Gen 2



CCTs Available:

4000K

5000K

MODEL NUMBER	AR60UT3-50BK	AR100UT3-50BK	AR140UT3-50BK	AR210UT3-50BK	AR280UT3-50BK
ORDER CODE	14099280	14099304	14099328	14099352	14099376
Input Wattage	60W	100W	140W	210W	280W
Voltage	120-277V	120-277V	120-277V	120-277V	120-277V
Delivered Lumens (lm)	7,900 lm	12,355 lm	17,250 lm	25,810 lm	34,370 lm
Efficacy (lm/W)	Up to 130 lm/W	Up to 130 lm/W	Up to 130 lm/W	Up to 130 lm/W	Up to 130 lm/W
Color Rendering Index (CRI)	>70	>70	>70	>70	>70
Color Temperature (CCT)	5000K	5000K	5000K	5000K	5000K
Replacement	150W PSMH	250W PSMH	400MH	400W PSMH	750W PSMH
Dimming Compatible	0-10V	0-10V	0-10V	0-10V	0-10V
Lumen Maintenance (L70)	>100,000 hours	>100,000 hours	>100,000 hours	>100,000 hours	>100,000 hours
CERTIFICATIONS	cULus, DLC Premium	cULus, DLC Premium	cULus, DLC Premium	cULus, DLC Premium	cULus, DLC Premium

Type II, III, IV, V optics; 347-480V, photocontrol receptacle and photo/motion sensor options also available. Straight arm, trunnion swivel, and slipfitter knuckle mountings available.

LED Large Architectural Wall Packs



CCTs Available:

5000K



MODEL NUMBER	WP-WMP30UT2-50B	WP-WMP60UT2-50B	WP-WMP90UT2-50B
ORDER CODE	101373	101374	101375
Input Wattage	30W	60W	90W
Voltage	120-277V	120-277V	120-277V
Delivered Lumens (lm)	3,035 lm	5,855 lm	8,600 lm
Efficacy (lm/W)	97 lm/W	102 lm/W	102 lm/W
Color Rendering Index (CRI)	≥75	≥75	≥75
Color Temperature (CCT)	5000K	5000K	5000K
Replacement	175W MH	250W MH	400W MH
Dimming Compatible	0-10V	0-10V	0-10V
Lumen Maintenance (L70)	>100,000 hours	>100,000 hours	>100,000 hours
CERTIFICATIONS	cULus, DLC Standard	cULus, DLC Standard	cULus, DLC Standard

Photo/motion sensor, photo control and emergency battery backup options available.

WallMAX™ LED Open Face



CCTs Available:

4000K

5000K



MODEL NUMBER	WP-OP28U-50B	WP-OP40U-50B	WP-OP50U-50B	WP-OP80U-50B	WP-OP120U-50B
ORDER CODE	100192	100197	100198	100199	100200
Input Wattage	28W	40W	50W	80W	120W
Voltage	120-277V	120-277V	120-277V	120-277V	120-277V
Delivered Lumens (lm)	3,640 lm	5,540 lm	7,065 lm	11,375 lm	16,945 lm
Efficacy (lm/W)	130 lm/W	135 lm/W	135 lm/W	140 lm/W	140 lm/W
Color Rendering Index (CRI)	≥80	≥80	≥80	≥80	≥80
Color Temperature (CCT)	5000K	5000K	5000K	5000K	5000K
Replacement	150W MH	175W MH	250W MH	400W MH	400W MH
Dimming Compatible	0-10V	0-10V	0-10V	0-10V	0-10V
Lumen Maintenance (L70)	>100,000 hours	>100,000 hours	>100,000 hours	>100,000 hours	>100,000 hours
CERTIFICATIONS	ETL, DLC Premium	ETL, DLC Premium	ETL, DLC Premium	ETL, DLC Premium	ETL, DLC Premium

Photo/motion sensor, photocell, 347-480V, and EM options available. 6kV integral surge suppression standard. 4000K and 5000K available.

WallMAX™ LED Thin Cut Off



CCTs Available:

4000K

5000K



MODEL NUMBER	WP-ADS15U-50B	WP-ADS20U-50B	WP-ADS29U-50B	WP-ADL50U-50B	WP-ADL70U-50B
ORDER CODE	1409969	107999	108000	1409972	108001
Input Wattage	15W	20W	29W	50W	70W
Voltage	120-277V	120-277V	120-277V	120-277V	120-277V
Delivered Lumens (lm)	1,575 lm	2,100 lm	3,100 lm	5,800 lm	8,200 lm
Efficacy (lm/W)	105 lm/W	105 lm/W	105 lm/W	131 lm/W	116 lm/W
Color Rendering Index (CRI)	≥80	≥80	≥80	≥80	≥80
Color Temperature (CCT)	5000K	5000K	5000K	5000K	5000K
Replacement	100W MH	150W MH	175W MH	250W MH	250W MH
Dimming Compatible	0-10V	0-10V	0-10V	0-10V	0-10V
Lumen Maintenance (L70)	>100,000 hours	>100,000 hours	>100,000 hours	>100,000 hours	>100,000 hours
CERTIFICATIONS	ETL, DLC Standard	ETL, DLC Standard	ETL, DLC Standard	ETL, DLC Standard	ETL, DLC Standard

4000K options available by special order. Photocell options available. Full Cut Off non-adjustable models available (add option -FC).

LED Barn Lights



CCTs Available:



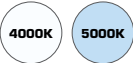
MODEL NUMBER	BP35AUT550BPMO	BP45AUT550BPMO
ORDER CODE	99918	99921
Input Wattage	34W	45W
Voltage	120-277V	120-277V
Delivered Lumens (lm)	3,325 lm	5,005 lm
Efficacy (lm/W)	99 lm/W	113 lm/W
Color Rendering Index (CRI)	78	70
Color Temperature (CCT)	5000K	5000K
Distribution	Type V	Type V
Replacement	150W HPS	175W MH
Dimming Compatible	No	No
Lumen Maintenance (L70)	>100,000 hours	>100,000 hours
CERTIFICATIONS	cULus, DLC Standard	cULus, DLC Standard

Product standard with 3-pin photo control.

GuardMAX™ LED Entry Wallpack



CCTs Available:



MODEL NUMBER	SEC15U40BPC	SEC15U50BPC
ORDER CODE	101550	101552
Input Wattage	15W	15W
Voltage	120V-277V	120V-277V
Delivered Lumens (lm)	1,850 lm	1,920 lm
Efficacy (lm/W)	124 lm/W	128 lm/W
Color Rendering Index (CRI)	≥80	≥80
Color Temperature (CCT)	4000K	5000K
Replacement	100W	100W
Dimming Compatible	No	No
Lumen Maintenance (L70)	>120,000 hours	>120,000 hours
CERTIFICATIONS	ETL, DLC Premium, FCC	ETL, DLC Premium, FCC

120-277V photocontrol with removable cap standard. White finish option also available.

LED Traditional Security Lights



CCTs Available:



MODEL NUMBER	SEC12U50BPC12	SEC12U50BPC27
ORDER CODE	76589	76700
Input Wattage	12W	12W
Voltage	120V	208-277V
Delivered Lumens (lm)	1,300 lm	1,225 lm
Efficacy (lm/W)	107 lm/W	97 lm/W
Color Rendering Index (CRI)	≥70	≥70
Color Temperature (CCT)	5000K	5000K
Replacement	100W	100W
Dimming Compatible	No	No
Lumen Maintenance (L70)	>135,000 hours	>135,000 hours
CERTIFICATIONS	cETLus, ENERGY STAR®	cETLus, ENERGY STAR®

Standard with photocell.

LED Vaporproof Jelly Jars



CCTs Available:

5000K

	WALL MOUNT	CEILING MOUNT
MODEL NUMBER	MLVPC14LED50CP	MLVPW14LED50CP
ORDER CODE	74279	74278
Input Wattage	14W	14W
Voltage	120-277V	120-277V
Delivered Lumens (lm)	1,125 lm	1,120 lm
Efficacy (lm/W)	83 lm/W	83 lm/W
Color Rendering Index (CRI)	66	66
Color Temperature (CCT)	5000K	5000K
Replacement	100W INC	100W INC
Dimming Compatible	No	No
Lumen Maintenance (L70)	>50,000 hours	>50,000 hours
CERTIFICATIONS	cULus	cULus

Wire Guard (MLVPDLWG) available.

LED Vaporproof Jelly Jars



CCTs Available:

5000K

	WALL MOUNT	CEILING MOUNT
MODEL NUMBER	JJ12A150GW0	JJ12A150GCO
ORDER CODE	101032	101033
Input Wattage	12W	12W
Voltage	120-277V	120-277V
Delivered Lumens (lm)	705 lm	720 lm
Efficacy (lm/W)	62 lm/W	64 lm/W
Color Rendering Index (CRI)	≥70	≥70
Color Temperature (CCT)	5000K	5000K
Replacement	60W INC	60W INC
Dimming Compatible	0-10V	0-10V
Lumen Maintenance (L70)	>80,000 hours	>80,000 hours
CERTIFICATIONS	cULus, RoHS	cULus, RoHS

LED Lamp Ready Vaporproof Jelly Jars



CCTs Available:

2700K

3000K

4000K

	WALL MOUNT	PENDANT MOUNT	CEILING MOUNT
MODEL NUMBER	JJW1200x	JJP1200x	JJC1200x
ORDER CODE	101439	101441	101443
Number of Lamps	1 x A19 E26 Base	1 x A19 E26 Base	1 x A19 E26 Base
Voltage	120V	120V	120V
Max Wattage	100W	100W	100W
CERTIFICATIONS	cULus	cULus	cULus

ENERGY STAR® certified lamp included. Optional dusk to dawn lamp with integrated photocell available.

LED Architectural Floods



CCTs Available:

4000K

MODEL NUMBER	AFB50U641KSBS	AFC80U641KLBSS	AFD150U341KLBSS
ORDER CODE	76680	76681	77619
Input Wattage	52W	76W	152W
Voltage	120-277V	120-277V	120-277V
Delivered Lumens (lm)	5,660 lm	8,070 lm	13,990 lm
Efficacy (lm/W)	115 lm/W	107 lm/W	93 lm/W
Color Rendering Index (CRI)	≥70	≥70	≥70
Color Temperature (CCT)	4000K	4000K	4000K
Beam Angle	NEMA 6x6	NEMA 6x6	NEMA 3x3
Replacement	175W	250W	400W
Dimming Compatible	No	No	No
Lumen Maintenance (L70)	>100,000 hours	>100,000 hours	>100,000 hours
CERTIFICATIONS	IP65, cULus, DLC Standard	IP65, cULus, DLC Standard	IP65, cULus

SS = 10kA surge suppression standard.

LED Small Floods - Gen 2



CCTs Available:

4000K

5000K

MODEL NUMBER	FLS15U50B/G2	FLS20U50B/G2	FLS40U50B/G2	FLS40U50BP1/G2	FLS50U50BP1/G2
ORDER CODE	14098953	14098954	14098955	14098959	14098960
Input Wattage	14W	19W	36W	40W	49W
Voltage	120-277V	120-277V	120-277V	120-277V	120-277V
Delivered Lumens (lm)	1,475 lm	2,180 lm	4,460 lm	4,460 lm	5,750 lm
Efficacy (lm/W)	117	111	110	112	118
Color Rendering Index (CRI)	≥70	≥70	≥70	≥70	≥70
Color Temperature (CCT)	5000K	5000K	5000K	5000K	5000K
Beam Spread	Wide	Wide	Wide	Wide	Wide
Replacement	100W QH	150W MH	175W MH	125W MH	175W MH
Dimming Compatible	0-10V	0-10V	0-10V	0-10V	0-10V
Lumen Maintenance (L70)	>100,000 hours	>100,000 hours	>100,000 hours	54,000 hours	>100,000 hours
CERTIFICATIONS	cULus, DLC Premium	cULus, DLC Premium	cULus, DLC Premium	cULus, DLC Premium	cULus, DLC Premium

Narrow lens option available. Visor and vandal shield accessories also available. 40W and 50W available with 120V-277V button photocell with removable cap.

LED Bullet Floods



CCTs Available:

3000K

5000K

MODEL NUMBER	BF12AUDW30B	BF12AUDW50B0	BF30AUDW30B	BF30AUDW30B
ORDER CODE	100060	100062	100076	100078
Input Wattage	11W	11W	28W	28W
Voltage	120-277V	120-277V	120-277V	120-277V
Delivered Lumens (lm)	1,200 lm	1,223 lm	3,120 lm	3,185 lm
Efficacy (lm/W)	111 lm/W	114 lm/W	114 lm/W	116 lm/W
Color Rendering Index (CRI)	≥70	≥70	≥70	≥70
Color Temperature (CCT)	3000K	5000K	3000K	5000K
Beam Angle	60° Wide	60° Wide	60° Wide	60° Wide
Replacement	50W QH	50W QH	150W MH	150W MH
Dimming Compatible	No	No	No	No
Lumen Maintenance (L70)	>100,000 hours	>100,000 hours	>100,000 hours	>100,000 hours
CERTIFICATIONS	IP65, cULus, DLC Premium	IP65, cULus, DLC Premium	IP65, cULus, DLC Premium	IP65, cULus, DLC Premium

Shroud Accessory available(Sold separately). Narrow optics options also available.

StaxMAX™ LED High Output Floods



CCTs Available:

5000K

MODEL NUMBER	ELLF180DW50	ELLF360DW50	ELLF540DW50
ORDER CODE	74541	75219	75235
Input Wattage	180W	360W	540W
Voltage	120-277V	120-277V	120-277V
Delivered Lumens (lm)	18,970 lm	37,940 lm	56,910 lm
Efficacy (lm/W)	up to 105 lm/W	up to 105 lm/W	up to 105 lm/W
Color Rendering Index (CRI)	≥70	≥70	≥70
Color Temperature (CCT)	5000K	5000K	5000K
Replacement	400W MH	750W PSMH	1000W MH
Dimming Compatible	0-10V	0-10V	0-10V
Lumen Maintenance (L70)	60,000 hours	60,000 hours	60,000 hours
CERTIFICATIONS	cULus, DLC Standard	cULus, DLC Standard	cULus, DLC Standard

Narrow, medium and wide optics available.
20kV surge suppression, photo control receptacle, 347-480V options also available.

ModMAX™ LED High Output Floods



CCTs Available:

5000K

MODEL NUMBER	MM420UWW50FDG	MM630UWW50FDG
ORDER CODE	101408	101409
Input Wattage	445W	629W
Voltage	120-277V	120-277V
Delivered Lumens (lm)	38,475 lm	62,260 lm
Efficacy (lm/W)	114 lm/W	106 lm/W
Color Rendering Index (CRI)	≥80	≥85
Color Temperature (CCT)	5000K	5000K
Replacement	1000W MH	1500W MH
Dimming Compatible	No	No
Lumen Maintenance (L70)	>100,000 hours	>100,000 hours
CERTIFICATIONS	cULus	cULus

Narrow, medium and wide optics available.
347-480V options also available.

LED Round Bollard Classic Series



CCTs Available:

4000K

5000K

MODEL NUMBER	BL-CLRD17-40B
ORDER CODE	107253
Input Wattage	17W
Voltage	120-277V
Delivered Lumens (lm)	1,225 lm
Efficacy (lm/W)	70 lm/W
Color Rendering Index (CRI)	85
Color Temperature (CCT)	4000K
Finish	Bronze
Dimming Compatible	0-10V
Lumen Maintenance (L70)	50,000 hours
CERTIFICATIONS	cCSAus

Battery backup options available.

Polygon™ LED Linear Fixtures



CCTs Available:



	4'	8'	8'
MODEL NUMBER	LSP4805UU44DV35	LSP9605UU55DV35	LSP9605UU80DV35
ORDER CODE	101697	99989	101162
Input Wattage	40W	60W	80W
Voltage	120-277V	120-277V	120-277V
Delivered Lumens (lm)	4,670 lm	7,423 lm	9,417 lm
Efficacy (lm/W)	119 lm/W	128-132 lm/W	121-126 lm/W
Color Rendering Index (CRI)	≥80	≥80	≥80
Color Temperature (CCT)	3500K	3500K	3500K
Distribution	Type V Batwing	Type V Batwing	Type V Batwing
Replacement	(2) F32T8	(3) F32T8, (1) F96T12	(4) F32T8, (2) F96T12
Dimming Compatible	0-10V	0-10V	0-10V
Lumen Maintenance (L70)	>50,000 hours	>50,000 hours	>50,000 hours
CERTIFICATIONS	cULus, DLC Standard	cULus, DLC Standard	cULus, DLC Standard

Programmable On/Off and dimmable motion sensors available.

LED Low-Profile Canopy Luminaires



CCTs Available:



	CPL20AUC50B	CPL30AUC50B	CPL40AUC50B	CPL58AUC50B
MODEL NUMBER	CPL20AUC50B	CPL30AUC50B	CPL40AUC50B	CPL58AUC50B
ORDER CODE	1408347	102005	102010	102335
Input Wattage	20W	30W	40W	53W
Voltage	120-277V	120-277V	120-277V	120-277V
Delivered Lumens (lm)	2,415 lm	3,525 lm	5,150 lm	6,510 lm
Efficacy (lm/W)	120 lm/W	118 lm/W	123 lm/W	125 lm/W
Color Rendering Index (CRI)	≥70	≥70	≥70	≥70
Color Temperature (CCT)	5000K	5000K	5000K	5000K
Replacement	100W MH	150W MH	175W MH	250W MH
Dimming Compatible	0-10V	0-10V	0-10V	0-10V
Lumen Maintenance (L70)	>100,000 hours	>100,000 hours	>100,000 hours	>100,000 hours
CERTIFICATIONS	DLC Premium, ETL	DLC Premium, cULus	DLC Premium, cULus	DLC Premium, cULus

Photo/motion sensor and photocell options also available. Please contact your MaxLite representative for battery backup options.

LED Low-Profile Parking Garage Canopy Luminaires



CCTs Available:



	CPL20AUP50B	CPL30AUP50B	CPL40AUP50B	CPL58AUP50B
MODEL NUMBER	CPL20AUP50B	CPL30AUP50B	CPL40AUP50B	CPL58AUP50B
ORDER CODE	1408349	102001	101024	102339
Input Wattage	20W	30W	40W	53W
Voltage	120-277V	120-277V	120-277V	120-277V
Delivered Lumens (lm)	2,200 lm	3,320 lm	4,645 lm	6,095 lm
Efficacy (lm/W)	116 lm/W	111 lm/W	113 lm/W	115 lm/W
Color Rendering Index (CRI)	≥70	≥70	≥70	≥70
Color Temperature (CCT)	5000K	5000K	5000K	5000K
Replacement	100W MH	150W MH	175W MH	250W MH
Dimming Compatible	0-10V	0-10V	0-10V	0-10V
Lumen Maintenance (L70)	>100,000 hours	>100,000 hours	>100,000 hours	>100,000 hours
CERTIFICATIONS	DLC Premium, ETL	DLC Premium, cULus	DLC Premium, cULus	DLC Premium, cULus

Photo/motion sensor and photocell options also available. Please contact your MaxLite representative for battery backup options.

LED Mission Lantern



CCTs Available:

2700K

Finishes Available:

BLACK

	W/ PHOTOCELL	
	ML4LASMSB14827	ML4LASMSB14827PC
MODEL NUMBER		
ORDER CODE	1408708	1408707
Input Wattage	14W	14W
Voltage	120V	120V
Delivered Lumens (lm)	980 lm	980 lm
Efficacy (lm/W)	70 lm/W	70 lm/W
Color Rendering Index (CRI)	>80	>80
Color Temperature (CCT)	2700K	2700K
Lumen Maintenance (L70)	50,000 hours	50,000 hours
CERTIFICATIONS	ETL, FCC, ENERGY STAR®, RoHS	ETL, FCC, ENERGY STAR®, RoHS

LED Medium Lantern



CCTs Available:

2700K

Finishes Available:

WHITE

BLACK

	WHITE	BLACK
	ML4LS12MOLW	ML4LS12MOLB
MODEL NUMBER		
ORDER CODE	76484	77029
Input Wattage	12W	12W
Voltage	120V	120V
Delivered Lumens (lm)	980 lm	980 lm
Efficacy (lm/W)	78 lm/W	78 lm/W
Color Rendering Index (CRI)	≥80	≥80
Color Temperature (CCT)	2700K	2700K
Replacement	40W	40W
Lumen Maintenance (L70)	50,000 hours	50,000 hours
CERTIFICATIONS	cULus (Wet Listed), FCC, ENERGY STAR®	cULus (Wet Listed), FCC, ENERGY STAR®

LED Ranch Lantern



CCTs Available:

2700K

Finishes Available:

BLACK

	BLACK
MODEL NUMBER	ML4LS12SRLBK827
ORDER CODE	96974
Input Wattage	12W
Voltage	120V
Delivered Lumens (lm)	990 lm
Efficacy (lm/W)	79 lm/W
Color Rendering Index (CRI)	≥80
Color Temperature (CCT)	2700K
Replacement	40W
Lumen Maintenance (L70)	50,000 hours
CERTIFICATIONS	cULus (Wet Listed), FCC, ENERGY STAR®

LED Small Lantern



CCTs Available:

2700K

Finishes Available:

WHITE

BLACK

BLACK	
MODEL NUMBER	ML4LS14SOLB
ORDER CODE	101488
Input Wattage	14W
Voltage	120V
Delivered Lumens (lm)	1,165 lm
Efficacy (lm/W)	86 lm/W
Color Rendering Index (CRI)	≥80
Color Temperature (CCT)	2700K
Replacement	100W INC
Lumen Maintenance (L70)	50,000 hours
CERTIFICATIONS	ENERGY STAR®, cETLus, FCC

LED Coach Lantern



CCTs Available:

2700K

Finishes Available:

BLACK

BLACK	
MODEL NUMBER	ML4LS10MCLBK827
ORDER CODE	97868
Input Wattage	10W
Voltage	120V
Delivered Lumens (lm)	500 lm
Efficacy (lm/W)	50 lm/W
Color Rendering Index (CRI)	≥80
Color Temperature (CCT)	2700K
Replacement	25W Inc.
Lumen Maintenance (L70)	35,000 hours
CERTIFICATIONS	ENERGY STAR®, cULus, FCC

Bulb in Box - Small Outdoor Lantern



CCTs Available:

2700K

Finishes Available:

WHITE

BLACK

BLACK	
MODEL NUMBER	ML4LE171RLBK27MSC-V2
ORDER CODE	14098826
Number of Lamps	1 x 17W 2700K JAB COMPLIANT E26 SOCKET LED LAMP
Voltage	120
Max Wattage	17W
CERTIFICATIONS	ENERGY STAR®, cETLus, FCC

LED Filament Lamps



CCTs Available:

2700K

	B10 (E12 BASE)	B10 3-PACK (E12 BASE)	FLAMETIP BA10 (E12 BASE)
MODEL NUMBER	F4B10D27	F4B10D27/3P	F4BA10DLED27/G2
ORDER CODE	14099267	14099268	1409966
Input Wattage	4W	4W	4W
Voltage	120V	120V	120V
Delivered Lumens (lm)	300 lm	300 lm	330 lm
Efficacy (lm/W)	75 lm/W	75 lm/W	82 lm/W
Color Rendering Index (CRI)	82	82	82
Color Temperature (CCT)	2700K	2700K	2700K
Replacement	40W INC	40W INC	40W INC
Dimming Compatible	Yes	Yes	Yes
Lumen Maintenance (L70)	15,000 hours	15,000 hours	15,000 hours
CERTIFICATIONS	cULus, ENERGY STAR®	cULus, ENERGY STAR®	cULus, ENERGY STAR®

LED Filament Lamps



CCTs Available:

2200K

2700K

	A19 (E26 BASE)	G25 (E26 BASE)
MODEL NUMBER	F7A19DLED27/G2	F7G25DLED27/G2
ORDER CODE	1409420	1409965
Input Wattage	7W	7W
Voltage	120V	120V
Delivered Lumens (lm)	800 lm	800 lm
Efficacy (lm/W)	114 lm/W	107 lm/W
Color Rendering Index (CRI)	84	80
Color Temperature (CCT)	2700K	2700K
Replacement	60W INC	100W INC
Dimming Compatible	Yes	Yes
Lumen Maintenance (L70)	15,000 hours	15,000 hours
CERTIFICATIONS	cULus, ENERGY STAR®	cULus, ENERGY STAR®

LED JA8 Certified Filament Lamps



CCTs Available:

2200K

2700K

	B10 (E12 BASE)	T10 (E26 BASE)	ST19 (E26 BASE)	A19 (E26 BASE)
MODEL NUMBER	F4B10DLED927/JA8	F4T10DLED927/JA8	V6.5ST19DLED922/JA8	F8.5A19DLED927/JA8
ORDER CODE	1408340	1409894	1409893	1408914
Input Wattage	4W	4W	6.5W	8.5W
Voltage	120V	120V	120V	120V
Delivered Lumens (lm)	300 lm	300 lm	450 lm	800 lm
Efficacy (lm/W)	75 lm/W	75 lm/W	69 lm/W	94 lm/W
Color Rendering Index (CRI)	94	91	96	91
Color Temperature (CCT)	2700K	2700K	2200K	2700K
Replacement	40W INC	40W INC	40W INC	60W INC
Dimming Compatible	Yes	Yes	Yes	Yes
Lumen Maintenance (L70)	15,000 hours	15,000 hours	15,000 hours	15,000 hours
CERTIFICATIONS	cULus, ENERGY STAR®	cULus, ENERGY STAR®	cULus, ENERGY STAR®	cULus, ENERGY STAR®

LED Filament Lamps



CCTs Available:

2700K

	CLEAR (E26 BASE)	FROSTED (E26 BASE)
MODEL NUMBER	F2S14ND27	FF2S14ND27
ORDER CODE	101418	101425
Input Wattage	2W	2W
Voltage	120V	120V
Delivered Lumens (lm)	180 lm	160 lm
Efficacy (lm/W)	90 lm/W	80 lm/W
Color Rendering Index (CRI)	80	80
Color Temperature (CCT)	2700K	2700K
Replacement	11W INC	11W INC
Dimming Compatible	No	No
Lumen Maintenance (L70)	15,000 hours	15,000 hours
CERTIFICATIONS	cULus	cULus

LED Globe Lamps



CCTs Available:

2700K

3000K

	G16 (E26 BASE)	G25 (E26 BASE)	G25 3-PACK (E26 BASE)	G25 BULK PACK (E26 BASE)	G40 (E26 BASE)
MODEL NUMBER	5G16.5DLED27	6G25DLED27/G2	6G25DLED27/G2/3P	6G25DLED27/G2/BP	12G40DLED30
ORDER CODE	101459	107505	107506	107588	1410218
Input Wattage	5W	6W	6W	6W	12W
Voltage	120	120V	120V	120V	120V
Delivered Lumens (lm)	350 lm	450 lm	450 lm	450 lm	950 lm
Efficacy (lm/W)	70 lm/W	75 lm/W	75 lm/W	75 lm/W	79 lm/W
Color Rendering Index (CRI)	82	84	84	84	83
Color Temperature (CCT)	2700K	2700K	2700K	2700K	3000K
Replacement	40W INC	40W INC	40W INC	40W INC	100W INC
Dimming Compatible	Yes	Yes	Yes	Yes	Yes
Lumen Maintenance (L70)	25,000 hours	25,000 hours	25,000 hours	25,000 hours	25,000 hours
CERTIFICATIONS	ETL, RoHS, ENERGY STAR®	cULus, RoHS ENERGY STAR®	cULus, RoHS ENERGY STAR®	cULus, RoHS ENERGY STAR®	ETL, ENERGY STAR®

LED JA8 Certified Globe Lamp



CCTs Available:


2700K

	G25 (E26 BASE)
MODEL NUMBER	10G25DLED927/JA8
ORDER CODE	1409460
Input Wattage	10W
Voltage	120V
Delivered Lumens (lm)	800 lm
Efficacy (lm/W)	80 lm/W
Color Rendering Index (CRI)	92
Color Temperature (CCT)	2700K
Replacement	100W INC
Dimming Compatible	Yes
Lumen Maintenance (L70)	25,000 hours
CERTIFICATIONS	cULus, RoHS, ENERGY STAR®, JAB CEC 3.0

LED Omni-Directional Dimmable Enclosed Rated A Lamps



CCTs Available:




	A19 (E26 BASE)	A19 (E26 BASE)	A19 (E26 BASE)	A19 (E26 BASE)
MODEL NUMBER	E6A19DLED27/G6	E9A19DLED27/G6	E11A19DLED27/G6	E15A19DLED27/G6
ORDER CODE	14099390	14099394	14099399	14099402
Input Wattage	6W	9W	11W	15W
Voltage	120V	120V	120V	120V
Delivered Lumens (lm)	480 lm	800 lm	1,100 lm	1,600 lm
Efficacy (lm/W)	80 lm/W	89 lm/W	100 lm/W	106 lm/W
Color Rendering Index (CRI)	82	82	84	83
Color Temperature (CCT)	2700K	2700K	2700K	2700K
Replacement	40W INC	60W INC	75W INC	100
Dimming Compatible	Yes	Yes	Yes	YesW INC
Lumen Maintenance (L70)	25,000 hours	25,000 hours	25,000 hours	25,000 hours
CERTIFICATIONS	cULus, ENERGY STAR®	cULus, ENERGY STAR®	cULus, ENERGY STAR®	cULus, ENERGY STAR®

3000K, 4000K and 5000K options also available.

LED Omni-Directional Dimmable Enclosed Rated A Lamps - GU24



CCTs Available:



	A19 (GU24 BASE)	A19 (GU24 BASE)	A19 (GU24 BASE)	A19 (GU24 BASE)
MODEL NUMBER	E6A19GUDLED27/G6	E9A19GUDLED27/G6	E11A19GUDLED27/G6	E15A19GUDLED27/G6
ORDER CODE	14099405	14099408	14099411	14099414
Input Wattage	6W	9W	11W	15W
Voltage	120V	120V	120V	120V
Delivered Lumens (lm)	480 lm	800 lm	1,100 lm	1,600 lm
Efficacy (lm/W)	80 lm/W	89 lm/W	100 lm/W	106 lm/W
Color Rendering Index (CRI)	82	82	84	83
Color Temperature (CCT)	2700K	2700K	2700K	2700K
Replacement	40W INC	60W INC	75W INC	100W INC
Dimming Compatible	Yes	Yes	Yes	Yes
Lumen Maintenance (L70)	25,000 hours	25,000 hours	25,000 hours	25,000 hours
CERTIFICATIONS	cULus, ENERGY STAR®	cULus, ENERGY STAR®	cULus, ENERGY STAR®	cULus, ENERGY STAR®

3000K, 4000K and 5000K options also available.

LED Omni-Directional Dimmable JA8 Certified Enclosed Rated A Lamps



CCTs Available:



	A19 (E26 BASE)	A19 (E26 BASE)	A19 (GU24 BASE)	A19 (E26 BASE)	A21 (E26 BASE)
MODEL NUMBER	E6A19DLED927/JA8	E10A19DLED927/G2/JA8*	E10A19GUD927/G2/JA8*	E12A19DLED927/JA8*	E17A21DLED927/JA8*
ORDER CODE	1408963	1408960	1409883	1408671	1409885
Input Wattage	6W	10W	10W	12W	17W
Voltage	120V	120V	120V	120V	120V
Delivered Lumens (lm)	450 lm	800 lm	800 lm	1,100 lm	1,600 lm
Efficacy (lm/W)	75 lm/W	80 lm/W	80 lm/W	91 lm/W	94 lm/W
Color Rendering Index (CRI)	93	92	92	92	90
Color Temperature (CCT)	2700K	2700K	2700K	2700K	2700K
Replacement	40W INC	60W INC	60W INC	75W INC	100W INC
Dimming Compatible	Yes	Yes	Yes	Yes	Yes
Lumen Maintenance (L70)	15,000 hours	25,000 hours	25,000 hours	25,000 hours	25,000 hours
CERTIFICATIONS	cULus, RoHS, ENERGY STAR®, JA8	cULus, RoHS, ENERGY STAR®, JA8	cULus, RoHS, ENERGY STAR®, JA8	cULus, RoHS, ENERGY STAR®, JA8	cULus, RoHS, ENERGY STAR®, JA8

*3000K options also available.

LED Omni-Directional Non-Dimmable A Lamps



CCTs Available:



	A19 (E26 BASE)	A19 4-PACK (E26 BASE)	A19 (E26 BASE)	A19 4-PACK (E26 BASE)
MODEL NUMBER	11A19ND27/G2**	11A19ND27/G2/4P**	15A19ND27/G2*	15A19ND27/G2/4P
ORDER CODE	107814	14099163	107816	1409418
Input Wattage	11W	11W	15W	15W
Voltage	120V	120V	120V	120V
Delivered Lumens (lm)	1,100 lm	1,100 lm	1,600 lm	1,600 lm
Efficacy (lm/W)	100 lm/W	100 lm/W	106 lm/W	106 lm/W
Color Rendering Index (CRI)	84	84	84	84
Color Temperature (CCT)	2700K	2700K	2700K	2700K
Replacement	75W INC	75W INC	100W INC	100W INC
Dimming Compatible	No	No	No	No
Lumen Maintenance (L70)	15,000 hours	15,000 hours	15,000 hours	15,000 hours
CERTIFICATIONS	cULus, RoHS, ENERGY STAR®	cULus, RoHS, ENERGY STAR®	cULus, RoHS, ENERGY STAR®	cULus, RoHS, ENERGY STAR®

*3000K options also available. **5000K options also available.

LED Omni-Directional Non-Dimmable Enclosed Rated A Lamps



CCTs Available:



	A19 (E26 BASE)	A19 (E26 BASE)	A19 4-PACK (E26 BASE)
MODEL NUMBER	E9A19ND27-149	E9A19ND27/G3	E9A19ND27/G3/4P
ORDER CODE	1409959	14099661	14099662
Input Wattage	9W	9W	9W
Voltage	120V	120V	120V
Delivered Lumens (lm)	800 lm	800 lm	800 lm
Efficacy (lm/W)	89 lm/W	89 lm/W	89 lm/W
Color Rendering Index (CRI)	82	82	82
Color Temperature (CCT)	2700K	2700K	2700K
Replacement	60W INC	60W INC	60W INC
Dimming Compatible	No	No	No
Lumen Maintenance (L70)	15,000 hours	15,000 hours	15,000 hours
CERTIFICATIONS	cULus, ENERGY STAR®	cULus, ENERGY STAR®	cULus, ENERGY STAR®

3000K and 5000K options also available.

LED Omni-Directional 3-Way A Lamps



CCTs Available:



	A21 (E26 BASE)	A21 (E26 BASE)
MODEL NUMBER	14A19/3WLED27	15A21/3WLED927*
ORDER CODE	1409401	14098774
Input Wattage	4/8/14W	15W
Voltage	120V	120V
Delivered Lumens (lm)	500/1,000/1,500 lm	500/1,000/1,500 lm
Efficacy (lm/W)	107 lm/W	> 100 lm/W
Color Rendering Index (CRI)	≥81	91
Color Temperature (CCT)	2700K	2700K
Replacement	40/60/100W INC	40/60/100W INC
Dimming Compatible	No	No
Lumen Maintenance (L70)	25,000 hours	25,000
CERTIFICATIONS	cULus, RoHS, ENERGY STAR®	cULus, RoHS, ENERGY STAR, T20

3000K options also available. *5000K options also available.

LED G4 & Wedge Retrofit Lamps



CCTs Available:

2700K



	12V (BI-PIN BASE)	12V (WEDGE BASE)
MODEL NUMBER	2.5G4LED27	2.5WDGLE27
ORDER CODE	74107	74108
Input Wattage	2.5W	2.5W
Voltage	12V AC/DC	12V AC/DC
Delivered Lumens (lm)	180 lm	180 lm
Efficacy (lm/W)	72 lm/W	72 lm/W
Color Rendering Index (CRI)	80	80
Color Temperature (CCT)	2700K	2700K
Replacement	20W HAL	20W HAL
Dimming Compatible	No	No
Lumen Maintenance (L70)	25,000 hours	25,000 hours
CERTIFICATIONS	TUV	TUV

LED G9 Retrofit Lamps



CCTs Available:

2700K



	NON-DIM (G9 BASE)	DIM (G9 BASE)	NON-DIM (G9 BASE)	DIM (G9 BASE)
MODEL NUMBER	3G9LED27	3G9DLED27	5G9LED27	5G9DLED27
ORDER CODE	108071	108072	108073	108074
Input Wattage	3W	3W	5W	5W
Voltage	120V	120V	120V	120V
Delivered Lumens (lm)	270 lm	270 lm	480 lm	360 lm
Efficacy (lm/W)	90 lm/W	90 lm/W	96 lm/W	72 lm/W
Color Rendering Index (CRI)	80	80	80	80
Color Temperature (CCT)	2700K	2700K	2700K	2700K
Replacement	25W INC	25W INC	40W INC	40W INC
Dimming Compatible	No	Yes	No	Yes
Lumen Maintenance (L70)	25,000 hours	25,000 hours	25,000 hours	25,000 hours
CERTIFICATIONS	TUV	TUV	TUV	TUV

LED MR16 Lamps



CCTs Available:

2700K

	MR16 (GU5.3 BASE)	MR16 (GU5.3 BASE)
MODEL NUMBER	4.5MR16D27FL	7MR16D27FL
ORDER CODE	14099066	14099070
Input Wattage	4.5W	7W
Voltage	12V	12V
Delivered Lumens (lm)	315 lm	500 lm
Efficacy (lm/W)	70 lm/W	71 lm/W
Color Rendering Index (CRI)	83	82
Color Temperature (CCT)	2700K	2700K
Replacement	35W INC	50W INC
Beam Angle	40°	40°
CBCP (cd)	739 cd	554 cd
Dimming Compatible	Yes	Yes
Lumen Maintenance (L70)	25,000 hours	25,000 hours
CERTIFICATIONS	cULus, ENERGY STAR®	cULus, ENERGY STAR®

LED MR16 Lamps



CCTs Available:

2700K

	MR16 (GU10 BASE)	MR16 (GU10 BASE)
MODEL NUMBER	4.5MR16GUD27FL	7MR16GUD27FL
ORDER CODE	14099068	14099072
Input Wattage	4.5W	7W
Voltage	120V	120V
Delivered Lumens (lm)	315 lm	500 lm
Efficacy (lm/W)	70 lm/W	71 lm/W
Color Rendering Index (CRI)	83	82
Color Temperature (CCT)	2700K	2700K
Replacement	35W INC	50W INC
Beam Angle	40°	40°
CBCP (cd)	739 cd	554 cd
Dimming Compatible	Yes	Yes
Lumen Maintenance (L70)	25,000 hours	25,000 hours
CERTIFICATIONS	cULus, ENERGY STAR®	cULus, ENERGY STAR®

LED T20 MR16 Lamps



CCTs Available:

2700K

3000K

	MR16 (GU5.3 BASE)	MR16 (GU10 BASE)
MODEL NUMBER	6MR16D27FL	6.5MR16GUD927FL/JA8
ORDER CODE	14099575	14098882
Input Wattage	7W	6.5
Voltage	12V	120V
Delivered Lumens (lm)	500 lm	500 lm
Efficacy (lm/W)	83 lm/W	77 lm/W
Color Rendering Index (CRI)	84	92
Color Temperature (CCT)	2700K	2700K
Replacement	35W INC	50W INC
Beam Angle	40°	40°
CBCP (cd)	964 cd	964 cd
Dimming Compatible	Yes	Yes
Lumen Maintenance (L70)	25,000 hours	25,000 hours
CERTIFICATIONS	cULus, RoHs, ENERGY STAR®, T20	cULus, RoHs, ENERGY STAR®, T20, JA8

3000K options also available.

LED PAR Lamps



*PAR30 SN is Damp Rated

CCTs Available:

2700K

3000K

4000K



	PAR20 (E26 BASE)	PAR30 SHORT NECK (E26 BASE)	PAR30 LONG NECK (E26 BASE)	PAR38 (E26 BASE)
MODEL NUMBER	7P20WD27FL	11P30D27FL*	11P30WLN27FL	15P38WD27FL
ORDER CODE	14099200	14099226	14099203	14099210
Input Wattage	7W	11W	11W	15W
Voltage	120V	120V	120V	120V
Delivered Lumens (lm)	500 lm	850 lm	850 lm	1250 lm
Efficacy (lm/W)	71 lm/W	77 lm/W	77 lm/W	83 lm/W
Color Rendering Index (CRI)	83	83	83	83
Color Temperature (CCT)	2700K	2700K	2700K	2700K
Replacement	50W INC	75W INC	75W INC	120W INC
Beam Angle	40°	40°	40°	40°
CBCP (cd)	1135 cd	1649	1917	2411
Dimming Compatible	Yes	Yes	Yes	Yes
Lumen Maintenance (L70)	25,000 hours	25,000 hours	25,000 hours	25,000 hours
CERTIFICATIONS	cULus, ENERGY STAR®	cULus, ENERGY STAR®	cULus, ENERGY STAR®	cULus, ENERGY STAR®

LED JA8 Certified PAR Lamps



CCTs Available:

2700K

3000K



	PAR20 (E26 BASE)	PAR30 SHORT NECK (E26 BASE)	PAR30 LONG NECK (E26 BASE)	PAR38 (E26 BASE)
MODEL NUMBER	7P20DLED927FL/JA8	12P30DLED927FL/JA8	12P30LNDLED927FL/JA8	15P38DLED927FL/JA8
ORDER CODE	1410039	14098880	1410041	1410043
Input Wattage	7W	12W	12W	10W
Voltage	120V	120V	120V	120V
Delivered Lumens (lm)	525 lm	850 lm	900 lm	1,150 lm
Efficacy (lm/W)	75 lm/W	71 lm/W	75 lm/W	76 lm/W
Color Rendering Index (CRI)	91	93	91	92
Color Temperature (CCT)	2700K	2700K	2700K	2700K
Replacement	50W INC	75W INC	75W INC	100W INC
Dimming Compatible	Yes	Yes	Yes	Yes
Lumen Maintenance (L70)	25,000 hours	25,000 hours	25,000 hours	25,000 hours
CERTIFICATIONS	cULus, ENERGY STAR®, JA8	cULus, ENERGY STAR®, JA8	cULus, ENERGY STAR®, JA8	cULus, ENERGY STAR®, JA8

3000K options also available.

LED 277V PAR Lamps



CCTs Available:

3000K

4000K



	277V PAR30 LONG NECK (E26 BASE)	277V PAR38 (E26 BASE)
MODEL NUMBER	13P30LNLED230FL	17P38LED230FL
ORDER CODE	74686	74687
Input Wattage	13W	17W
Voltage	277V	277V
Delivered Lumens (lm)	1,000 lm	1,700 lm
Efficacy (lm/W)	77 lm/W	100 lm/W
Color Rendering Index (CRI)	82	82
Color Temperature (CCT)	3000K	3000K
Replacement	90W	120W
Dimming Compatible	No	No
Lumen Maintenance (L70)	25,000 hours	25,000 hours
CERTIFICATIONS	cRUus	cRUus

4000K options also available.

LED BR Lamps



CCTs Available:



	BR20 (E26 BASE)	BR30 (E26 BASE)	BR30 (E26 BASE)	BR40 (E26 BASE)	BR40 (E26 BASE)
MODEL NUMBER	7BR20DLED27/G3	8BR30DLED27/G3	11BR30DLED27/G3	12BR40DLED27/G3	17BR40DLED27/G3
ORDER CODE	14099046	14099049	14099421	14099052	14099418
Input Wattage	7W	8W	11W	12W	17W
Voltage	120V	120V	120V	120V	120V
Delivered Lumens (lm)	550 lm	650 lm	850 lm	1050 lm	1400 lm
Efficacy (lm/W)	78 lm/W	81 lm/W	77 lm/W	88 lm/W	82 lm/W
Color Rendering Index (CRI)	80	84	83	82	82
Color Temperature (CCT)	2700K	2700K	2700K	2700K	2700K
Replacement	50W INC	65W INC	65W INC	75W INC	100W INC
Dimming Compatible	Yes	Yes	Yes	Yes	Yes
Lumen Maintenance (L70)	25,000 hours	25,000 hours	25,000 hours	25,000 hours	25,000 hours
CERTIFICATIONS	cULus, ENERGY STAR®	cULus, ENERGY STAR®	cULus, ENERGY STAR®	cULus, ENERGY STAR®	cULus, ENERGY STAR®

3000K and 4000K options also available.

LED T20 BR Lamps



CCTs Available:



	BR30 (E26 BASE)	BR30 (E26 BASE)
MODEL NUMBER	11BR30DLED927/G4	11BR30DLED930/G4
ORDER CODE	107608	107609
Input Wattage	11W	11W
Voltage	120V	120V
Delivered Lumens (lm)	800 lm	800 lm
Efficacy (lm/W)	72 lm/W	72 lm/W
Color Rendering Index (CRI)	92	92
Color Temperature (CCT)	2700K	3000K
Replacement	65W INC	65W INC
Dimming Compatible	Yes	Yes
Lumen Maintenance (L70)	25,000 hours	25,000 hours
CERTIFICATIONS	cULus, RoHS, ENERGY STAR®	cULus, RoHS, ENERGY STAR®

LED Warm-On-Dim
BR Lamps

CCTs Available:



	BR30 (E26 BASE)
MODEL NUMBER	9BR30SDLED30
ORDER CODE	101363
Input Wattage	9W
Voltage	120V
Delivered Lumens (lm)	650 lm
Efficacy (lm/W)	72 lm/W
Color Rendering Index (CRI)	85
Color Temperature (CCT)	3000K
Replacement	65W INC
Dimming Compatible	Yes, 3000K - 2200K
Lumen Maintenance (L70)	25,000 hours
CERTIFICATIONS	cULus, ENERGY STAR®, RoHS

LED PL Retrofit Lamps (UL-B)



CCTs Available:



	E26 BASE	G24Q BASE	GU24 BASE	GX23 BASE
MODEL NUMBER	6PLE26LED27*	6PLG24QLED27**	6PLGU24LED27***	6PLGX23LED27****
ORDER CODE	76606	76608	76613	76616
Input Wattage	6W	6W	6W	6W
Voltage	120-277V	120-277V	120-277V	120-277V
Delivered Lumens (lm)	500 lm	500 lm	500 lm	500 lm
Efficacy (lm/W)	83 lm/W	83 lm/W	83 lm/W	83 lm/W
Color Rendering Index (CRI)	≥81	85	85	85
Color Temperature (CCT)	2700K	2700K	2700K	2700K
Replacement	13W CFL	13W CFL	13W CFL	13W CFL
Dimming Compatible	No	No	No	No
Lumen Maintenance (L70)	50,000 hours	50,000 hours	50,000 hours	50,000 hours
CERTIFICATIONS	cULus	UL Classified	cULus	UL Classified

*3000K options also available. **3000K, 3500K, 4000K and 5000K options also available.
 3000K and 4000K options also available. *3500K, 4000K and 5000K options also available.

LED PL Retrofit Lamps (UL-B)



CCTs Available:



	E26 BASE	G24Q BASE	GU24 BASE	GX23 BASE
MODEL NUMBER	8PLE26LED27*	8PLG24QLED27**	8PLGU24LED27***	8PLGX23LED27****
ORDER CODE	76620	76488	76622	76625
Input Wattage	8W	8W	8W	8W
Voltage	120-277V	120-277V	120-277V	120-277V
Delivered Lumens (lm)	675 lm	675 lm	675 lm	675 lm
Efficacy (lm/W)	84 lm/W	84 lm/W	84 lm/W	84 lm/W
Color Rendering Index (CRI)	85	85	85	85
Color Temperature (CCT)	2700K	2700K	2700K	2700K
Replacement	18W CFL	18W CFL	18W CFL	18W CFL
Dimming Compatible	No	No	No	No
Lumen Maintenance (L70)	50,000 hours	50,000 hours	50,000 hours	50,000 hours
CERTIFICATIONS	cULus	UL Classified	cULus	UL Classified

*3000K options also available. **3000K, 3500K, 4000K and 5000K options also available.
 3000K and 4000K options also available. *3500K, 4000K and 5000K options also available.

LED PL DirectFit Retrofit Lamps (UL-A)



CCTs Available:



	HORIZONTAL PL (G24q BASE)	VERTICAL PL (G24q BASE)
MODEL NUMBER	12PLG24QHLED27	12PLG24QVLED27
ORDER CODE	1408684	1408687
Input Wattage	12W (Bare Lamp)	12W (Bare Lamp)
Voltage	(Ballast Dependent)	(Ballast Dependent)
Delivered Lumens (lm)	900 lm	900 lm
Efficacy (lm/W)	75 lm/W	75 lm/W
Color Rendering Index (CRI)	82	82
Color Temperature (CCT)	2700K	2700K
Replacement	26W CFL	26W CFL
Dimming Compatible	No	No
Lumen Maintenance (L70)	25,000 hours	50,000 hours
CERTIFICATIONS	Classified UL, DLC, RoHS	Classified UL, DLC, RoHS

3000K, 3500K & 4000K options also available.
 Vertical PL Adaptor (G24QA01) available for 12PLG24QVLEDxx lamps.

LED DirectFit T8 U-Bend Lamp (UL-A)



CCTs Available:



T8 U-BEND (G13 PIN BASE)

MODEL NUMBER	U13T8DF235
ORDER CODE	1409015
Input Wattage	13W (Bare Lamp)
Voltage	(Ballast Dependent)
Delivered Lumens (lm)	1,800 lm
Color Rendering Index (CRI)	85
Color Temperature (CCT)	3500K
Replacement	32W FLUOR
Dimming Compatible	No
Lumen Maintenance (L70)	50,000 hours
CERTIFICATIONS	cULus, DLC, RoHS

4000K & 5000K options also available.

LED DirectFit T8 Linear Lamps (UL-A)



CCTs Available:



2' T8 (COATED GLASS, G13 PIN BASE)

2' T8 (COATED GLASS, G13 PIN BASE)

	L9T8DF240-CG4	L9T8DF250-CG4
MODEL NUMBER	L9T8DF240-CG4	L9T8DF250-CG4
ORDER CODE	107769	107770
Input Wattage	9W (Bare Lamp)	9W (Bare Lamp)
Voltage	(Ballast Dependent)	(Ballast Dependent)
Delivered Lumens (lm)	1,350 lm	1,400 lm
Efficacy (lm/W)	150 lm/W	155 lm/W
Color Rendering Index (CRI)	82	82
Color Temperature (CCT)	4000K	5000K
Replacement	17W FLUOR	17W FLUOR
Dimming Compatible	Yes (Ballast Dependent)	Yes (Ballast Dependent)
Lumen Maintenance (L70)	50,000 hours	50,000 hours
CERTIFICATIONS	cULus, ETL Sanitation, RoHS, DLC	cULus, ETL Sanitation, RoHS, DLC

LED DirectFit T8 Linear Lamps (UL-A)



CCTs Available:



3' T8 (COATED GLASS, G13 PIN BASE)

3' T8 (COATED GLASS, G13 PIN BASE)

3' T8 (COATED GLASS, G13 PIN BASE)

	L14T8DF335-CG4	L14T8DF340-CG4	L14T8DF350-CG4
MODEL NUMBER	L14T8DF335-CG4	L14T8DF340-CG4	L14T8DF350-CG4
ORDER CODE	107771	107772	107773
Input Wattage	14W (Bare Lamp)	14W (Bare Lamp)	14W (Bare Lamp)
Voltage	(Ballast Dependent)	(Ballast Dependent)	(Ballast Dependent)
Delivered Lumens (lm)	1,700 lm	1,750 lm	1,800 lm
Efficacy (lm/W)	100 lm/W	103 lm/W	106 lm/W
Color Rendering Index (CRI)	80	80	80
Color Temperature (CCT)	3500K	4000K	5000K
Replacement	25W FLUOR	25W FLUOR	25W FLUOR
Dimming Compatible	No	No	No
Lumen Maintenance (L70)	50,000 hours	50,000 hours	50,000 hours
CERTIFICATIONS	cULus, ETL Sanitation	cULus, ETL Sanitation	cULus, ETL Sanitation

LED DirectFit T8 Linear Lamps (UL-A)



CCTs Available:



MODEL NUMBER	4' T8 (COATED GLASS, G13 PIN BASE)	4' T8 (COATED GLASS, G13 PIN BASE)	4' T8 (COATED GLASS, G13 PIN BASE)
	L9.5T8DF435-CG	L9.5T8DF440-CG	L9.5T8DF450-CG
ORDER CODE	14099192	14099190	14091991
Input Wattage	9.5W (Bare Lamp)	9.5W (Bare Lamp)	9.5W (Bare Lamp)
Voltage	(Ballast Dependent)	(Ballast Dependent)	(Ballast Dependent)
Delivered Lumens (lm)	1,700 lm	1,700 lm	1,800 lm
Efficacy (lm/W)	131 lm/W	138 lm/W	138 lm/W
Color Rendering Index (CRI)	82	82	82
Color Temperature (CCT)	3500K	4000K	5000K
Replacement	32W FLUOR	32W FLUOR	32W FLUOR
Dimming Compatible	Yes (Ballast Dependent)	Yes (Ballast Dependent)	Yes (Ballast Dependent)
Lumen Maintenance (L70)	50,000 hours	50,000 hours	50,000 hours
CERTIFICATIONS	cULus, ETL Sanitation, RoHS, DLC	cULus, ETL Sanitation, RoHS, DLC	cULus, ETL Sanitation, RoHS, DLC

LED DirectFit T8 Linear Lamps (UL-A)



CCTs Available:



MODEL NUMBER	4' T8 (COATED GLASS, G13 PIN BASE)	4' T8 (COATED GLASS, G13 PIN BASE)	4' T8 (COATED GLASS, G13 PIN BASE)
	L13T8DF435-CG5	L13T8DF440-CG5	L13T8DF450-CG5
ORDER CODE	14098818	14098819	107223
Input Wattage	13W (Bare Lamp)	13W (Bare Lamp)	13W (Bare Lamp)
Voltage	(Ballast Dependent)	(Ballast Dependent)	(Ballast Dependent)
Delivered Lumens (lm)	1,800 lm	1,850 lm	1,900 lm
Efficacy (lm/W)	113 lm/W	116 lm/W	119 lm/W
Color Rendering Index (CRI)	83	83	83
Color Temperature (CCT)	3500K	4000K	5000K
Replacement	32W FLUOR	32W FLUOR	32W FLUOR
Dimming Compatible	Yes (Ballast Dependent)	Yes (Ballast Dependent)	Yes (Ballast Dependent)
Lumen Maintenance (L70)	50,000 hours	50,000 hours	50,000 hours
CERTIFICATIONS	cULus, ETL Sanitation, RoHS, DLC	cULus, ETL Sanitation, RoHS, DLC	cULus, ETL Sanitation, RoHS, DLC

LED DirectFit T8 Linear Lamps (UL-A) (Pallet Quantity)



CCTs Available:




MODEL NUMBER	4' T8 (GLASS, G13 PIN BASE)	4' T8 (GLASS, G13 PIN BASE)	4' T8 (GLASS, G13 PIN BASE)
	L12T8DF435-GA-P	L12T8DF440-GA-P	L12T8DF450-GA-P
ORDER CODE	14099557	14099558	14099559
Input Wattage	12W (Bare Lamp)	12W (Bare Lamp)	12W (Bare Lamp)
Voltage	(Ballast Dependent)	(Ballast Dependent)	(Ballast Dependent)
Delivered Lumens (lm)	1,800 lm	1,800 lm	1,800 lm
Efficacy (lm/W)	113 lm/W	113 lm/W	113 lm/W
Color Rendering Index (CRI)	82	82	82
Color Temperature (CCT)	3500K	4000K	5000K
Replacement	32W FLUOR	32W FLUOR	32W FLUOR
Dimming Compatible	Yes (Ballast Dependent)	Yes (Ballast Dependent)	Yes (Ballast Dependent)
Lumen Maintenance (L70)	50,000 hours	50,000 hours	50,000 hours
CERTIFICATIONS	cULus, ETL Sanitation, RoHS, DLC	cULus, ETL Sanitation, RoHS, DLC	cULus, ETL Sanitation, RoHS, DLC

LED DirectFit T8 Linear Lamps (UL-A) (Pallet Quantity)



CCTs Available:



MODEL NUMBER	4' T8 (GLASS, G13 PIN BASE)	4' T8 (GLASS, G13 PIN BASE)
	L14T8DF440-GA-P	L14T8DF450-GA-P
ORDER CODE	1409637	1409638
Input Wattage	14W (Bare Lamp)	14W (Bare Lamp)
Voltage	(Ballast Dependent)	(Ballast Dependent)
Delivered Lumens (lm)	2,100 lm	2,100 lm
Efficacy (lm/W)	150 lm/W	150 lm/W
Color Rendering Index (CRI)	81	81
Color Temperature (CCT)	4000K	5000K
Replacement	32W FLUOR	32W FLUOR
Dimming Compatible	No	No
Lumen Maintenance (L70)	50,000 hours	50,000 hours
CERTIFICATIONS	cULus, DLC, RoHS	cULus, DLC, RoHS

LED DirectFit T8 Linear Lamps (UL-A)



CCTs Available:

4000K

4' T8 (PLASTIC, G13 PIN BASE)

MODEL NUMBER	L17T8DF440
ORDER CODE	107207
Input Wattage	17W (Bare Lamp)
Voltage	(Ballast Dependent)
Delivered Lumens (lm)	2,200 lm
Efficacy (lm/W)	113 lm/W
Color Rendering Index (CRI)	84
Color Temperature (CCT)	4000K
Replacement	32W FLUOR
Dimming Compatible	No
Lumen Maintenance (L70)	50,000 hours
CERTIFICATIONS	cETLus, RoHS, DLC

LED DirectFit BAA T8 Linear Lamps (UL-A)



CCTs Available:

4000K

5000K

4' T8 (PLASTIC, G13 PIN BASE)

4' T8 (PLASTIC, G13 PIN BASE)

	4' T8 (PLASTIC, G13 PIN BASE)	4' T8 (PLASTIC, G13 PIN BASE)
MODEL NUMBER	USL14T8DF440	USL14T8DF450
ORDER CODE	14098908	14098909
Input Wattage	14W (Bare Lamp)	14W (Bare Lamp)
Voltage	(Ballast Dependent)	(Ballast Dependent)
Delivered Lumens (lm)	2,100 lm	2,100 lm
Efficacy (lm/W)	150 lm/W	150 lm/W
Color Rendering Index (CRI)	81	81
Color Temperature (CCT)	4000K	5000K
Replacement	32W FLUOR	32W FLUOR
Dimming Compatible	No	No
Lumen Maintenance (L70)	50,000 hours	50,000 hours
CERTIFICATIONS	cULus, DLC, RoHS	cULus, DLC, RoHS

LED DirectFit T5 Linear Lamps (UL-A)



CCTs Available:

3500K

4000K

5000K

4' T5

4' T5

4' T5

(COATED GLASS, G5 PIN BASE)

(COATED GLASS, G5 PIN BASE)

(COATED GLASS, G5 PIN BASE)

	4' T5 (COATED GLASS, G5 PIN BASE)	4' T5 (COATED GLASS, G5 PIN BASE)	4' T5 (COATED GLASS, G5 PIN BASE)
MODEL NUMBER	L25T5DF435-CG5	L25T5DF440-CG5	L25T5DF450-CG5
ORDER CODE	1409171	1409172	1409173
Input Wattage	25W (Bare Lamp)	25W (Bare Lamp)	25W (Bare Lamp)
Voltage	(Ballast Dependent)	(Ballast Dependent)	(Ballast Dependent)
Delivered Lumens (lm)	3,200 lm	3,200 lm	3,200 lm
Efficacy (lm/W)	116 lm/W	112 lm/W	115 lm/W
Color Rendering Index (CRI)	83	83	83
Color Temperature (CCT)	3500K	4000K	5000K
Replacement	54W T5HO	54W T5HO	54W T5HO
Dimming Compatible	No	No	No
Lumen Maintenance (L70)	50,000 hours	50,000 hours	50,000 hours
CERTIFICATIONS	cULus, ETL Sanitation, RoHS, DLC	cULus, ETL Sanitation, RoHS, DLC	cULus, ETL Sanitation, RoHS, DLC

LED Internal Driver T8 U-Bend Lamps (UL-B)



CCTs Available:



MODEL NUMBER	T8 U-BEND (PLASTIC, G13 PIN BASE)	T8 U-BEND (PLASTIC, G13 PIN BASE)	T8 U-BEND (PLASTIC, G13 PIN BASE)
	U15.5T8SE235	U15.5T8SE240	U15.5T8SE250
ORDER CODE	1409561	1409562	1409563
Input Wattage	15.5W	15.5W	15.5W
Voltage	120-277V	120-277V	120-277V
Delivered Lumens (lm)	1,800 lm	1,850 lm	1,900 lm
Efficacy (lm/W)	116 lm/W	119 lm/W	123 lm/W
Color Rendering Index (CRI)	80	80	80
Color Temperature (CCT)	3500K	4000K	5000K
Replacement	32W FLUOR	32W FLUOR	32W FLUOR
Dimming Compatible	No	No	No
Lumen Maintenance (L70)	50,000 hours	50,000 hours	50,000 hours
CERTIFICATIONS	UL Classified, rUL, RoHS, DLC	UL Classified, rUL, RoHS, DLC	UL Classified, rUL, RoHS, DLC

LED Internal Driver T8 Linear Lamps (UL-B)



*3000K, 3500K & 5000K options also available.

CCTs Available:



MODEL NUMBER	2' T8 (GLASS, G13 PIN BASE)	3' T8 (GLASS, G13 PIN BASE)	4' T8 (GLASS, G13 PIN BASE)	5' T8 (GLASS, G13 PIN BASE)	6' T8 (GLASS, G13 PIN BASE)
	L9T8SE240-G*	L12T8SE340-CG	L15T8SE465-G	L19T8SE540-G	L30T8SE640-G
ORDER CODE	101598	101113	99913	101601	101602
Input Wattage	9W	12W	15W	19W	30W
Voltage	120-277V	120-277V	120-277V	120-277V	120-277V
Delivered Lumens (lm)	1,150 lm	1,200 lm	1,850 lm	2,500 lm	3,600 lm
Efficacy (lm/W)	127 lm/W	100 lm/W	123 lm/W	131 lm/W	120 lm/W
Color Rendering Index (CRI)	≥82	≥82	85	82	≥82
Color Temperature (CCT)	4000K	4000K	6500K	4000K	4000K
Replacement	17W FLUOR	32W FLUOR	32W FLUOR	40W FLUOR	70W FLUOR
Dimming Compatible	No	No	No	No	No
Lumen Maintenance (L70)	50,000 hours	50,000 hours	50,000 hours	50,000 hours	50,000 hours
CERTIFICATIONS	UL Classified, NSF, RoHS, DLC	cULus, RoHS, ETL Sanitation	UL Classified, NSF, RoHS, DLC	UL Classified	cULus, NSF, RoHS

LED Internal Driver T8 Linear Lamps (UL-B)



CCTs Available:



MODEL NUMBER	4' T8 (COATED GLASS, G5 PIN BASE)	4' T8 (COATED GLASS, G5 PIN BASE)	4' T8 (COATED GLASS, G5 PIN BASE)
	L10.5T8SE435-CG	L10.5T8SE440-CG	L10.5T8SE450-CG
ORDER CODE	14099194	14099195	14099196
Input Wattage	10.5W	10.5W	10.5W
Voltage	120-277V	120-277V	120-277V
Delivered Lumens (lm)	1,600 lm	1,650 lm	1,650 lm
Efficacy (lm/W)	152 lm/W	157 lm/W	157 lm/W
Color Rendering Index (CRI)	82	82	82
Color Temperature (CCT)	3500K	4000K	5000K
Replacement	32W FLUOR	32W FLUOR	32W FLUOR
Dimming Compatible	No	No	No
Lumen Maintenance (L70)	50,000 hours	50,000 hours	50,000 hours
CERTIFICATIONS	DLC, UL Classified	DLC, UL Classified	DLC, UL Classified

LED Internal Driver T8 Linear Lamps (UL-B)



*4000K & 5000K options also available.
**5000K options also available.
3500K option available by special order.
10-Year options also available.

CCTs Available:



MODEL NUMBER	4' T8 (GLASS, G13 PIN BASE)	4' T8 (GLASS, G13 PIN BASE)
	L12.5T8SE435-CG*	L16.5T8SE440-CG**
ORDER CODE	14098989	14098995
Input Wattage	12.5W	16.5W
Voltage	120-277V	120-277V
Delivered Lumens (lm)	1,650 - 1,800 lm	2,200 - 2,400 lm
Efficacy (lm/W)	132 - 144 lm/W	133 - 146 lm/W
Color Rendering Index (CRI)	85	85
Color Temperature (CCT)	3500K	4000K
Replacement	32W FLUOR	40W FLUOR
Dimming Compatible	No	No
Lumen Maintenance (L70)	50,000 hours	50,000 hours
CERTIFICATIONS	DLC, UL Classified	DLC, UL Classified

LED Internal Driver Dimmable T8 Linear Lamps (UL-B)



4000K & 5000K options also available.


CCTs Available:



LED Internal Driver BAA T8 Linear Lamps (UL-B)



CCTs Available:



LED Internal Driver T8 Double-Ended Power (UL-B) Ballast Bypass




4000K & 5000K options also available.

CCTs Available:



LED Internal Driver T8 Double-Ended Power (UL-B) Ballast Bypass



4000K & 5000K options also available.

CCTs Available:



MODEL NUMBER	4' T8 (COATED GLASS, G13 PIN BASE)	4' T8 (COATED GLASS, G13 PIN BASE)	4' T8 (COATED GLASS, G13 PIN BASE)
	L14.5T8SED435-CG	L14.5T8SED440-CG	L14.5T8SED450-CG
ORDER CODE	1409614	1409615	1409616
Input Wattage	14.5W	13W	25W
Voltage	120-277V	120-277V	120-277V
Delivered Lumens (lm)	1,800 lm	1,825 lm	1,900 lm
Efficacy (lm/W)	124 lm/W	125 lm/W	131 lm/W
Color Rendering Index (CRI)	83	83	82
Color Temperature (CCT)	3500K	4000K	5000K
Replacement	32W FLOUR	32W FLOUR	32W FLOUR
Dimming Compatible	Yes	Yes	Yes
Lumen Maintenance (L70)	50,000 hours	50,000 hours	50,000 hours
CERTIFICATIONS	UL Classified, cRUus, ETL Sanitation, DLC	UL Classified, cRUus, ETL Sanitation, DLC	UL Classified, cRUus, ETL Sanitation, DLC

MODEL NUMBER	4' T8 (PLASTIC, G13 PIN BASE)	4' T8 (PLASTIC, G13 PIN BASE)
	USL15T8SE440	USL15T8SE450
ORDER CODE	14098911	14098912
Input Wattage	15W	15W
Voltage	120-277V	120-277V
Delivered Lumens (lm)	1,800 lm	1,800 lm
Efficacy (lm/W)	150 lm/W	150 lm/W
Color Rendering Index (CRI)	81	81
Color Temperature (CCT)	4000K	5000K
Replacement	32W FLUOR	32W FLUOR
Dimming Compatible	No	No
Lumen Maintenance (L70)	50,000 hours	50,000 hours
CERTIFICATIONS	cULus, DLC, RoHS	cULus, DLC, RoHS

MODEL NUMBER	2' T8 (COATED GLASS, G13 PIN BASE)	3' T8 (COATED GLASS, G13 PIN BASE)	4' T8 (COATED GLASS, G13 PIN BASE)
	L9T8DE235-CG4	L12T8DE335-CG4	L11.5T8DE435-CG4
ORDER CODE	1409552	1409555	1409558
Input Wattage	9W	12W	11.5W
Voltage	120-277V	120-277V	120-277V
Delivered Lumens (lm)	1,125 lm	1,225 lm	1,650-1,800 lm
Efficacy (lm/W)	125 lm/W	102 lm/W	143 lm/W
Color Rendering Index (CRI)	83	82	83
Color Temperature (CCT)	3500K	3500K	3500K
Replacement	17W FLUOR	25W FLUOR	32W FLUOR
Dimming Compatible	No	No	No
Lumen Maintenance (L70)	50,000 hours	50,000 hours	50,000 hours
CERTIFICATIONS	UL Classified, ETL Sanitation, DLC	UL Classified, ETL Sanitation, DLC	UL Classified, ETL Sanitation, DLC

MODEL NUMBER	4' T8 (GLASS, G13 PIN BASE)	4' T8 (GLASS, G13 PIN BASE)
	L14T8DE435-G	L17T8DE435-G
ORDER CODE	14099168	14099171
Input Wattage	14W	17W
Voltage	120-277V	120-277V
Delivered Lumens (lm)	1,700 lm	2,100 lm
Efficacy (lm/W)	121 lm/W	123 lm/W
Color Rendering Index (CRI)	82	82
Color Temperature (CCT)	3500K	3500K
Replacement	32W FLUOR	32W FLUOR
Dimming Compatible	No	No
Lumen Maintenance (L70)	50,000 hours	50,000 hours
CERTIFICATIONS	cULus Classified, NSF, DLC, RoHS	cULus Classified, NSF, DLC, RoHS

LED Internal Driver T5 Linear Lamps (UL-B) Ballast Bypass



CCTs Available:



Intertek
2' T5 (COATED GLASS, G5 PIN BASE) 3' T5 (COATED GLASS, G5 PIN BASE) 4' T5 (COATED GLASS, G5 PIN BASE) 4' T5 (COATED GLASS, G5 PIN BASE)

MODEL NUMBER	L12T5SE235-CG	L16T5SE335-CG	L13T5SE435-CG	L25T5SE435-CG
ORDER CODE	1409907	1409910	1409889	1409601
Input Wattage	9W	16W	13W	25W
Voltage	120-277V	120-277V	120-277V	120-277V
Delivered Lumens (lm)	1,125 lm	1,800 lm	1,600 lm	3,200 lm
Efficacy (lm/W)	125 lm/W	112 lm/W	123 lm/W	128 lm/W
Color Rendering Index (CRI)	83	83	83	82
Color Temperature (CCT)	3500K	3500K	3500K	3500K
Replacement	24W T5HO	39W T5HO	28W T5HE	54W T5HO
Dimming Compatible	No	No	No	No
Lumen Maintenance (L70)	50,000 hours	50,000 hours	50,000 hours	50,000 hours
CERTIFICATIONS	UL Classified, cRUus, ETL Sanitation, DLC	UL Classified, cRUus, ETL Sanitation, DLC	UL Classified, cRUus, ETL Sanitation, DLC	UL Classified, cRUus, ETL Sanitation, DLC

4000K & 5000K options also available.

LED Single-End Power Flicker-Free T8 Linear Lamps (UL-B)



CCTs Available:



4' T8 (COATED GLASS, G13 PIN BASE)

4' T8 (COATED GLASS, G13 PIN BASE)

MODEL NUMBER	L15T8SE435-CG4	L18T8SE435-CG4
ORDER CODE	1408919	1408922
Input Wattage	15W	18W
Voltage	120-277V	120-277V
Delivered Lumens (lm)	1,800 lm	2,200 lm
Efficacy (lm/W)	120 lm/W	122 lm/W
Color Rendering Index (CRI)	83	85
Color Temperature (CCT)	3500K	3500K
Replacement	32W FLUOR	32W FLUOR
Dimming Compatible	No	No
Lumen Maintenance (L70)	50,000 hours	50,000 hours
CERTIFICATIONS	DLC, UL Classified, ETL Sanitation, RoHS	DLC, UL Classified, ETL Sanitation, RoHS

4000K & 5000K options also available by special order.

LED Single-End Power T8 Linear Lamps (UL-B)



CCTs Available:



4' T8 (GLASS, G13 PIN BASE)

4' T8 (GLASS, G13 PIN BASE)

4' T8 (GLASS, G13 PIN BASE)

MODEL NUMBER	L13T8SE435-GB	L13T8SE440-GB	L13T8SE450-GB
ORDER CODE	14099749	14099750	14099751
Input Wattage	13W	13W	13W
Voltage	120-277V	120-277V	120-277V
Delivered Lumens (lm)	1,800 lm	1,825 lm	1,850 lm
Efficacy (lm/W)	138 lm/W	140 lm/W	142 lm/W
Color Rendering Index (CRI)	80	80	80
Color Temperature (CCT)	3500K	4000K	5000K
Replacement	32W FLUOR	32W FLUOR	32W FLUOR
Dimming Compatible	No	No	No
Lumen Maintenance (L70)	50,000 hours	50,000 hours	50,000 hours
CERTIFICATIONS	DLC, cULus, RoHS	DLC, cULus, RoHS	DLC, cULus, RoHS

LED Single-End Powered T8 Wiring Harnesses



	1 LAMP WIRING HARNESS	2 LAMP WIRING HARNESS	3 LAMP WIRING HARNESS	4 LAMP WIRING HARNESS
MODEL NUMBER	G13KIT1	G13KIT2	G13KIT3	G13KIT4
ORDER CODE	1409026	1409027	1409028	1409029
Lamps Configuration	1	2	3	4

LED Single-End Powered T5 Wiring Harnesses



	1 LAMP WIRING HARNESS	2 LAMP WIRING HARNESS	4 LAMP WIRING HARNESS	6 LAMP WIRING HARNESS
MODEL NUMBER	G5KIT1	G5KIT2	G5KIT4	G5KIT6
ORDER CODE	14098784	14098785	14098786	14098787
Lamps Configuration	1	2	3	4

G13 U-Bend Bypass T8 Non-Shunted Lamp Holder



MODEL NUMBER	G13UNS
ORDER CODE	14098795

G13 Low Profile T8 Non-Shunted Lamp Holder



MODEL NUMBER	G13LPNS
ORDER CODE	73978

LED External Driver Dimmable T8 Linear Lamps (UL-C)



CCTs Available:



	4' T8 (PLASTIC, G13 PIN BASE)	4' T8 (PLASTIC, G13 PIN BASE)	4' T8 (PLASTIC, G13 PIN BASE)
MODEL NUMBER	L13T8EX435	L13T8EX440	L13T8EX450
ORDER CODE	1409617	1409618	1409619
Input Wattage	13W	13W	13W
Voltage	120-277V	120-277V	120-277V
Delivered Lumens (lm)	1,650 lm	1,700 lm	1,800 lm
Efficacy (lm/W)	124 lm/W	130 lm/W	138 lm/W
Color Rendering Index (CRI)	83	83	83
Color Temperature (CCT)	3500K	4000K	5000K
Replacement	32W FLUOR	32W FLUOR	32W FLUOR
Dimming Compatible	No	No	No
Lumen Maintenance (L70)	50,000 hours	50,000 hours	50,000 hours
CERTIFICATIONS	UL Classified, cRUus, ETL Sanitation, DLC	UL Classified, cRUus, ETL Sanitation, DLC	UL Classified, cRUus, ETL Sanitation, DLC

External Driver for L13T8EX4xx Tubes



	2 LAMP DRIVER	4 LAMP DRIVER
MODEL NUMBER	DDR2L13	DDR4L13
ORDER CODE	1409620	1409621
Input Voltage (V)	120-277V	120-277V
Input Frequency (Hz)	50/60 Hz	50/60 Hz
Max Input Power (W)	26W	52W
Min Power Factor (%)	0.98% (277Vac)	0.98% (277Vac)
Inrush Current	10Apk-pk	10Apk-pk
Output Channel	2	4
Max Output Voltage (V)	45V	45V
Max Output Current (mA)	283 x 1 mA	283 x 1 mA

LED External Driver Dimmable T8 Linear Lamps (UL-C)



CCTs Available:



MODEL NUMBER	4' T8 (PLASTIC, G13 PIN BASE)		
	L18T8EX435	L18T8EX440	L18T8EX450
ORDER CODE	1409899	1409900	1409901
Input Wattage	18W	18W	18W
Voltage	120-277V	120-277V	120-277V
Delivered Lumens (lm)	2,225 lm	2,250 lm	2,300 lm
Efficacy (lm/W)	119 lm/W	122 lm/W	127 lm/W
Color Rendering Index (CRI)	83	83	83
Color Temperature (CCT)	3500K	4000K	5000K
Replacement	32W FLUOR	32W FLUOR	32W FLUOR
Dimming Compatible	No	No	No
Lumen Maintenance (L70)	50,000 hours	50,000 hours	50,000 hours
CERTIFICATIONS	UL Classified, cRUus, ETL Sanitation, DLC	UL Classified, cRUus, ETL Sanitation, DLC	UL Classified, cRUus, ETL Sanitation, DLC

External Driver for L18T8EX4xx Tubes



MODEL NUMBER	2 LAMP DRIVER	4 LAMP DRIVER
	DDR2L18	DDR4L18
ORDER CODE	1409902	1409903
Input Voltage (V)	120-277V	120-277V
Input Frequency (Hz)	50/60 Hz	50/60 Hz
Max Input Power (W)	36W	72W
Min Power Factor (%)	0.99% (277Vac)	0.99% (277Vac)
Inrush Current	10Apk-pk	10Apk-pk
Output Channel	2	4
Max Output Voltage (V)	45V	45V
Max Output Current (mA)	390 x 2 mA	390 x 2 mA

LED External Driver Non-Dimmable T8 Linear Lamps (UL-C)



CCTs Available:



MODEL NUMBER	4' T8 (PLASTIC, G13 PIN BASE)		
	L19T8EX435	L19T8EX440	L19T8EX450
ORDER CODE	107289	107290	107291
Input Wattage	19W	19W	19W
Voltage	120-277V	120-277V	120-277V
Delivered Lumens (lm)	2,350 lm	2,350 lm	2,350 lm
Efficacy (lm/W)	124 lm/W	124 lm/W	124 lm/W
Color Rendering Index (CRI)	82	82	82
Color Temperature (CCT)	3500K	4000K	5000K
Replacement	32W FLUOR	32W FLUOR	32W FLUOR
Dimming Compatible	No	No	No
Lumen Maintenance (L70)	50,000 hours	50,000 hours	50,000 hours
CERTIFICATIONS	UL Classified, RoHS, DLC, FCC	UL Classified, RoHS, DLC, FCC	UL Classified, RoHS, DLC, FCC

LED Internal Driver T8 Double-Ended Power (UL-B) Ballast Bypass



MODEL NUMBER	1 LAMP DRIVER	2 LAMP DRIVER	3 LAMP DRIVER
	DR1L	DR2L	DR3L
ORDER CODE	107292	107293	107294
Input Voltage (V)	120-277V	120-277V	120-277V
Input Frequency (Hz)	50/60 Hz	50/60 Hz	50/60 Hz
Max Input Power (W)	22W	44W	66W
Min Power Factor (%)	0.87% (277Vac)	0.87% (277Vac)	0.87% (277Vac)
Inrush Current	50Apk-pk	50Apk-pk	50Apk-pk
Output Channel	1	2	3
Max Output Voltage (V)	67V	67V	67V
Max Output Current (mA)	310 x 1 mA	310 x 1 mA	310 x 1 mA

LED Dimmable Puck Lamps



CCTs Available:



	PUCK (E26 BASE)	PUCK (E26 BASE)	PUCK (GU24 BASE)	PUCK (GU24 BASE)
MODEL NUMBER	9PUADLED27	9PUADLED30	9PUAGUDLED27	9PUAGUDLED30
ORDER CODE	76899	76900	76901	76902
Input Wattage	9W	9W	9W	9W
Voltage	120V	120V	120V	120V
Delivered Lumens (lm)	800 lm	850 lm	800 lm	850 lm
Efficacy (lm/W)	89 lm/W	94 lm/W	89 lm/W	94 lm/W
Color Rendering Index (CRI)	80	80	80	80
Color Temperature (CCT)	2700K	3000K	2700K	3000K
Replacement	60W	60W	60W	60W
Dimming Compatible	Yes	Yes	Yes	Yes
Lumen Maintenance (L70)	25,000 hours	25,000 hours	25,000 hours	25,000 hours
CERTIFICATIONS	cULus (Wet Listed)	cULus (Wet Listed)	cULus (Wet Listed)	cULus (Wet Listed)

LED Dimmable JA8 Puck Lamps



CCTs Available:



	PUCK (E26 BASE)	PUCK (E26 BASE)	PUCK (GU24 BASE)	PUCK (GU24 BASE)
MODEL NUMBER	10PUBDLED927/JA8	10PUBDLED930/JA8	10PUBGUDLED927/JA8	10PUBGUDLED930/JA8
ORDER CODE	1408746	1408747	1408748	1408749
Input Wattage	10W	10W	10W	10W
Voltage	120V	120V	120V	120V
Delivered Lumens (lm)	800 lm	800 lm	800 lm	800 lm
Efficacy (lm/W)	89 lm/W	89 lm/W	89 lm/W	89 lm/W
Color Rendering Index (CRI)	92.5	92.5	92.5	92.5
Color Temperature (CCT)	2700K	3000K	2700K	3000K
Replacement	60W	60W	60W	60W
Dimming Compatible	Yes	Yes	Yes	Yes
Lumen Maintenance (L70)	25,000 hours	25,000 hours	25,000 hours	25,000 hours
CERTIFICATIONS	cULus (Damp Listed)	cULus (Damp Listed)	cULus (Damp Listed)	cULus (Damp Listed)

LED Non-Dimmable Compact Puck Lamps



CCTs Available:



	PUCK (E26 BASE)	PUCK (E26 BASE)	PUCK (GU24 BASE)	PUCK (GU24 BASE)
MODEL NUMBER	10CPUALLED27	10CPUALLED30	10CPUAGULED27	10CPUAGULED30
ORDER CODE	76907	76908	76909	76910
Input Wattage	10W	10W	10W	10W
Voltage	120-277V	120-277V	120-277V	120-277V
Delivered Lumens (lm)	900 lm	1,000 lm	900 lm	1,000 lm
Efficacy (lm/W)	90 lm/W	100 lm/W	90 lm/W	100 lm/W
Color Rendering Index (CRI)	80	80	80	80
Color Temperature (CCT)	2700K	3000K	2700K	3000K
Replacement	60W	60W	60W	60W
Dimming Compatible	No	No	No	No
Lumen Maintenance (L70)	25,000 hours	25,000 hours	25,000 hours	25,000 hours
CERTIFICATIONS	cULus (Wet Listed - 120V)	cULus (Wet Listed - 120V)	cULus (Wet Listed - 120V)	cULus (Wet Listed - 120V)

LED Corn Lamps



CCTs Available:

4000K

5000K



	CORN LAMP (EX39 BASE)	CORN LAMP (EX39 BASE)	CORN LAMP (EX39 BASE)
MODEL NUMBER	36PT40	54PT40	120PT40
ORDER CODE	14099702	14099703	14099704
Input Wattage	36W	54W	120W
Voltage	120V-277V	120V-277V	120V-277V
Delivered Lumens (lm)	4,500 lm	6,700 lm	6,700 lm
Efficacy (lm/W)	125 lm/W	124 lm/W	116 lm/W
Color Rendering Index (CRI)	82	82	82
Color Temperature (CCT)	4000K	4000K	4000K
Replacement	150W HID	250W HID	400W HID
Lumen Maintenance (L70)	50,000 hours	50,000 hours	50,000 hours
CERTIFICATIONS	cULus, DLC, FCC	cULus, DLC, FCC	cULus, DLC, FCC

LED Area Lamps



CCTs Available:

5000K



	AREA (E39 BASE)	AREA (EX39 BASE)
MODEL NUMBER	AR40LED50	AR100LED50
ORDER CODE	101621	101497
Input Wattage	40W	105W
Voltage	120-277V	120-277V
Delivered Lumens (lm)	5,400 lm (Bare Lamp)	10,500 lm (Bare Lamp)
Efficacy (lm/W)	135 lm/W	105 lm/W
Color Rendering Index (CRI)	80	83
Color Temperature (CCT)	5000K	5000K
Replacement	175W MH	400W MH
Dimming Compatible	No	No
Lumen Maintenance (L70)	50,000 hours	50,000 hours
CERTIFICATIONS	cULus, DLC, RoHS	cULus, DLC, RoHS

PhotonMAX® Horticulture Spot Light Fixtures



MODEL NUMBER	PH-SL600UF-L	PH-SL1200UF-L
ORDER CODE	1077636	107765
Input Wattage	600W	1200W
Voltage	120-277V	120-277V
Lifetime (L70)	50,000 hours	50,000 hours
CERTIFICATIONS	ETL/CETL (Damp Listed), IP65	ETL/CETL (Damp Listed), IP65

347V available by special order.

PhotonMAX® Horticulture Ceramic Metal Halide Fixtures Single Lamp Fixtures



MODEL NUMBER	PH-MHF315130	PH-MHF315230
ORDER CODE	107827	14099003
Input Wattage	315W	315W
Voltage	120V	277V
Lifetime (L70)	10,000 hours	10,000 hours
CERTIFICATIONS	ETL/CETL	ETL/CETL

PhotonMAX® Horticulture Ceramic Metal Halide Two Lamp Fixtures



MODEL NUMBER	PH-MHF630130	PH-MHF630230
ORDER CODE	1409956	14099004
Input Wattage	630W	630W
Voltage	120V	277V
Lifetime (L70)	10,000 hours	10,000 hours
CERTIFICATIONS	ETL/CETL	ETL/CETL

Contact your MaxLite representative if your voltage is not listed.

PhotonMAX® Horticulture Doubled-Ended High Pressure Sodium Fixtures



Model Number	PH-1000HPS-F-DE	PH-1000HPS2-F-DE	PH-1000HPS3-F-DE
Order Code	1409955	14099005	14099631
Input Wattage	1000W	1000W	1000W
Voltage	120-240V	220-277V	347V
Lifetime (L70)	10,000 hours	10,000 hours	10,000 hours
CERTIFICATIONS	ETL/CETL	ETL/CETL	ETL/CETL

Contact your MaxLite representative if your voltage is not listed.

PhotonMAX® Horticulture LED T8 Linear Lamp



4' T8 (G13 PIN BASE)

MODEL NUMBER	L18T8SE415
ORDER CODE	102185
Input Wattage	18W
PPF	25 (µmol/S)
Voltage	120-277V
L70	25,000 hours
CERTIFICATIONS	UL Classified, rUL

PhotonMAX® Horticulture Ceramic Metal Halide Lamp



PGZ18 BASE

MODEL NUMBER	PH-MHL315130
ORDER CODE	107826
Input Wattage	315W
PPF	480 (µmol/S)
Voltage	120-277V
L70	10,000 hours

PhotonMAX® Horticulture Doubled-Ended High Pressure Sodium Lamp



MODEL NUMBER	PH-1000HPS-L-DE
ORDER CODE	1410139
Input Wattage	1,000W
PPF	≥1,950 (µmol/S)
Voltage	400V
L70	10,000 Hours
CERTIFICATIONS	CE

AlphaMax Modules - Normal Output



	1 MODULE	2 MODULE	3 MODULE	4 MODULE
MODEL NUMBER	SM1N65	SM2N65	SM3N65	SM4N65
ORDER CODE	14099006	14099008	14099010	14099012
Input Wattage	0.4W	0.7W	1.0W	1.4W
Lumens/Module	30 lm	97 lm	100 lm	97 lm
Voltage	12VDC	12VDC	12VDC	12VDC
Beam Angle	160° Batwing	160° Batwing	160° Batwing	160° Batwing
Color Temperature (CCT)	6500K	6500K	6500K	6500K
Color Rendering Index (CRI)	80	80	80	80
CERTIFICATIONS	rUL, CE, IP65	rUL, CE, IP65	rUL, CE, IP65	rUL, CE, IP65

AlphaMax Modules - High Output



	1 MODULE	2 MODULE	3 MODULE	4 MODULE
MODEL NUMBER	SM1H65	SM2H65	SM3H65	SM4H65
ORDER CODE	14099007	14099009	14099011	14099013
Input Wattage	0.5W	1.1W	1.6W	2.2W
Lumens/Module	50 lm	100 lm	150 lm	200 lm
Voltage	12VDC	12VDC	12VDC	12VDC
Beam Angle	160° Batwing	160° Batwing	160° Batwing	160° Batwing
Color Temperature (CCT)	6500K	6500K	6500K	6500K
Color Rendering Index (CRI)	80	80	80	80
CERTIFICATIONS	rUL, CE, IP65	rUL, CE, IP65	rUL, CE, IP65	rUL, CE, IP65

AlphaMax 12V LED Power Supply



	60W	100W	150W
MODEL NUMBER	DR60W/12V	DR100W/12V	DR150W/12V
ORDER CODE	14099106	14099107	14099108
Nominal Input Voltage (V)	120-277V	120-277V	120-277V
Nominal Input Current (A)	0.8A	1.1A	1.83A
Power Factor	0.95	0.95	0.95
Output Voltage (Voc)	12 Voc	12 Voc	12 Voc
Output Power Range (W)	58.5-61.5W	91.26-93.6W	133.38-147.42W

LED Double-Sided Signage Lamp - Gen2



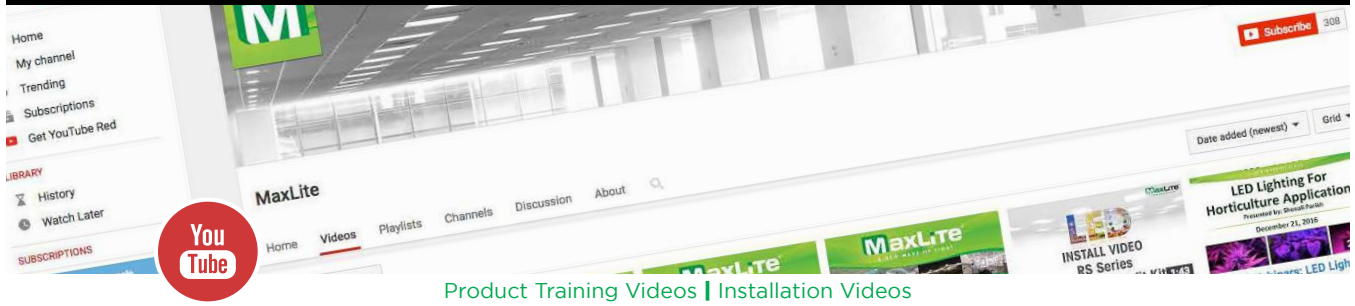
	4' T8 (R17D BASE)	5' T8 (R17D BASE)	6' T8 (R17D BASE)	8' T8 (R17D BASE)
MODEL NUMBER	DSL18T8SE465	DSL24T8SE565	DSL30T8SE665	DSL36T8SE865
ORDER CODE	14098999	14099000	14099001	14099002
Input Wattage	18W	24W	30W	36W
Voltage	120-277V	120-277V	120-277V	120-277V
Delivered Lumens (lm)	2,100 lm	2,800 lm	4,100 lm	5,000 lm
Color Rendering Index (CRI)	83	83	83	83
Color Temperature (CCT)	6500K	6500K	6500K	6500K
Beam Angle	330°	330°	330°	330°
Lumen Maintenance (L70)	50,000 hours	50,000 hours	50,000 hours	50,000 hours
CERTIFICATIONS	rUL, RoHS	rUL, RoHS	rUL, RoHS	rUL, RoHS

CCTs Available:

6500K

MaxLite Tools & Resources

YouTube Channel (MaxLiteNewsRoom)



Product Training Videos | Installation Videos

Social Media (Find, Like and Follow us on...)



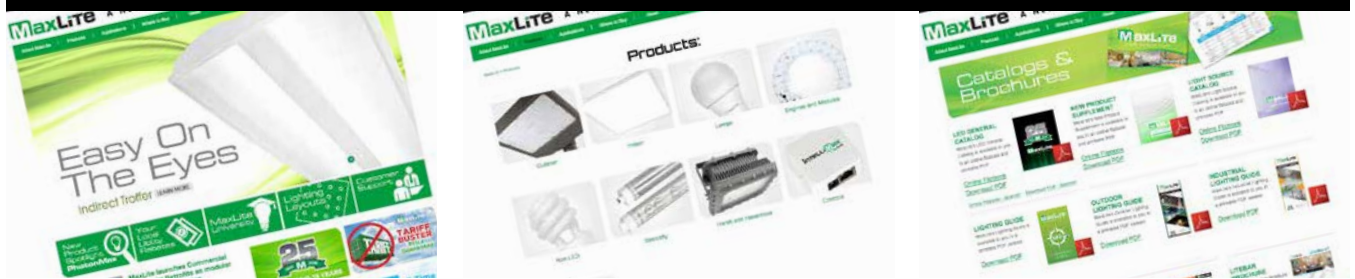
LinkedIn

Twitter
@MaxLite

Facebook
@maxliteled

Instagram
@maxliteled

MaxLite.com



Product Datasheets | Case Studies | Catalogs & Brochures | ROI Calculator | Utility Rebate Finder | ENERGY STAR

MaxLiteUniversity.com



Free online lighting degree program | Eligible for ALA Credit Hours

Product Specific Micro Sites



maxlite.com/Mpulse

www.quadromax.com/

maxlite.com/intellimax

maxlite.com/hazloc

maxlite.com/Outdoor-Lighting

maxlite.com/photonmax

maxlite.com/Industrial



MaxLite[®]

A NEW WAVE OF LIGHT

www.maxlite.com

Find, like and follow us on social media.



Item #
LEDGENCATQ42018

Ord. Code:
102352

Corporate Headquarters

12 York Ave.
West Caldwell, NJ 07006
T: 1-800-555-5629
F: 973-244-7333

Indiana Facility

998 Gerdt Court
Greenwood, IN 46143
T: 317-300-0130

California Facility

1148 North Ocean Circle
Anaheim, CA 92806
T: 1-800-793-1212
F: 714-678-5096