

The background of the advertisement is a photograph of a modern building's interior atrium. The space is characterized by high ceilings and walls clad in light-colored, vertically-grained wood panels. Several cylindrical light fixtures with a red, textured pattern are mounted on the walls. The ceiling is illuminated with a warm, yellow light, and recessed lighting is visible in the floor. In the foreground, a white reception desk is partially visible, with a large green plant arrangement on top. The overall atmosphere is bright and contemporary.

**PHILIPS**

LED lamps

Energy savings  
**that inspire**



# Transforming LED lighting

The world-wide transformation to energy-efficient LED technologies continues at a rapid pace. Philips remains on the cutting edge with exciting, meaningful LED solutions that can help transform your environment and reinforce brand identity, while reducing lighting-related energy costs and minimizing environmental impact.

## Our lighting expertise

As the world's largest lighting company, and a trusted lighting brand for over 125 years, we listen and respond to our customers; and focus our research investments into building meaningful LED innovations that can help to save money, beautify spaces and inspire action. Our expertise extends throughout the entire LED process thus ensuring efficient and reliable performance.

## Inherent product quality

By employing the latest advances in optics, electrical LED packages, lamp shape and heat management methods, we can produce high-quality, long-lasting LED solutions for you. Additionally, all our products are subject to rigorous internal production standards as well as third-party testing and certification. In this manner, we can provide you with high-quality and consistently-performing products that meet or exceed the latest environmental, safety and regulatory standards and codes, and allow you to make confident, informed decisions.

## Creating value for you

As a simple, convenient replacement of other lighting technologies, our LED retrofit lamps are installed quickly and without complexity so you can immediately enjoy a beautifully lit space in a sustainable manner. Energy, maintenance and relamping savings add up to quick payback times, and in the long term, reduce your total cost of ownership. With Philips LED solutions, your future is brighter than ever.

# The right light —

## Philips **MasterClass** and **CorePro** product families

Philips MasterClass and CorePro tiers are designed to help professional lighting customers more quickly and easily identify the right product to fit any project or budget. For projects that require the quality, efficiency and value of Philips LED, the portfolio is organized into two categories: MasterClass and CorePro.



### Philips MasterClass

For every project where exceptional, high-quality lighting is required. The MasterClass line of LEDs meets or exceeds applicable industry energy efficiency requirements, featuring improved lifespan over traditional incandescent bulbs and warranties with broad product ranges.

#### MasterClass can provide the following:

- Up to 80% energy savings<sup>1</sup>
- Expanded product breadth, including additional beam angles and shapes, when compared to incandescent bulbs
- Lifetime of up to 70,000 hours and up to 7-year limited warranty<sup>3</sup>
- High color rendering index (CRI) 90+
- Superior polycarbonate material



### Philips CorePro

For every job requiring efficiency, value and uncompromising quality, these LED lamps are perfect for basic lighting needs across a wide range of applications. The CorePro line of LEDs meet industry efficiency standards and minimize maintenance costs for quick payback.

#### CorePro can provide the following:


- Up to 80% energy savings<sup>1</sup>
- More choices with our expanded portfolio
- Lower maintenance costs<sup>1</sup>
- Lifetime of 15,000+ hours<sup>2</sup>
- Color rendering index (CRI) 80+

# Contents

	<h2 style="color: green;">5</h2> <h3 style="background-color: green; color: white; padding: 5px;">LED tubes</h3> <ul style="list-style-type: none"> <li>InstantFit <b>5</b></li> <li>MainsFit <b>8</b></li> <li>InstantFit PLED <b>11</b></li> <li>UniversalFit T8 <b>14</b></li> <li>EasySmart <b>15</b></li> <li>MasterConnect <b>16</b></li> <li>Smart accessories <b>17</b></li> </ul>		<h2 style="color: red;">18</h2> <h3 style="background-color: red; color: white; padding: 5px;">LED spots</h3> <ul style="list-style-type: none"> <li>PAR <b>19</b></li> <li>MR16 <b>22</b></li> <li>AR111 <b>23</b></li> </ul>		
	<h2 style="color: blue;">27</h2> <h3 style="background-color: blue; color: white; padding: 5px;">LED bulbs</h3> <ul style="list-style-type: none"> <li>A-shape <b>27</b></li> <li>Reflectors <b>32</b></li> <li>Recessed downlights <b>34</b></li> </ul>		<h2 style="color: purple;">35</h2> <h3 style="background-color: purple; color: white; padding: 5px;">LED candle &amp; deco</h3> <ul style="list-style-type: none"> <li>A15 <b>36</b></li> <li>G16.5 <b>37</b></li> <li>Candles <b>38</b></li> <li>G25 <b>40</b></li> <li>Designer decorative <b>42</b></li> <li>UFO <b>43</b></li> <li>Specialty <b>44</b></li> </ul>		<h2 style="color: orange;">45</h2> <h3 style="background-color: orange; color: white; padding: 5px;">HID replacement</h3> <ul style="list-style-type: none"> <li>Street and area <b>45</b></li> <li>High bay <b>46</b></li> </ul>

## Footnotes

1. When compared to traditional incandescent bulbs.
2. Tested to B50 L70 requirement. LED lifetime means the length of time (in hours) until half of the LED light sources maintain at least 70% of their initial lumen output (B50, L70).
3. See [www.signify.com/warranties](http://www.signify.com/warranties) for details.
4. Lamp may also be DLC certified as a Type C system. Search DLC by model number QPL for more information.
5. Savings based on comparison to a 32W linear fluorescent lamp at 0.88 ballast factor with a per lamp system wattage of 29.8W. The MainsFit LED T8 lamp using 16.5W per lamp saves 45% in energy costs (29.8W-16.5W)/29.8W = 44.6%.
6. Savings based on comparison to F32T8 electronic instant start system.
7. Early initial qualification for Energy Star allows for directional lamp life claims of 25,000 hours (L70) with 3,000 hour actual test data, LM80 data and in-situ temperature measurements. As the lamps pass Energy Star requirements, manufacturers may increase the lifetime of a product as dictated by Energy Star guidelines.
8. When compared to CorePro version of the same lamp type.
9. When compared to traditional halogen bulbs.

 Product made under guidelines set out in the Trade Agreements Act.

 End-cap rotates.

 Energy Star qualified.

 Energy Star pending.

 Title 20 qualified.

 Suitable for enclosed fixtures.

**W** Wet location.

**D** Damp location.

# LED tubes

## InstantFit (UL Type A) lamps

Philips LED linear lamps provide hassle-free installation with simple lamp-for-lamp replacements. Philips InstantFit lamps have best-in-class performance with the widest range of ballast compatibility on the market. Our InstantFit LED lamps deliver what we promise, with at least 40% energy savings\*, flicker-free performance, and the life you expect with over 15,000 lamp/ballast combinations. Looking for a Type C system? Our InstantFit Type A lamps can be paired with our dedicated TLED drivers to create Type C TLED systems.

\* Savings based on comparison to F32T8 electronic instant start systems

Go to [www.philips.com/instantfit](http://www.philips.com/instantfit) for the latest LED lamp compatibility chart.



## MasterClass LED linear

**MasterClass offers ultra-efficiency in the widest variety of lamp types to replace fluorescent lamp types for every application.** Many lamps have an extended lifetime, backed by a limited warranty<sup>3</sup> of up to 7 years, providing savings, quality and performance that you can count on.

## CorePro LED linear

**CorePro LED tubes offer a more affordable solution with a 50,000-hour lifetime and a 5-year limited warranty.<sup>3</sup>** The glass housing fits most applications. CorePro LED tubes offer a simple retrofit replacement and low energy consumption with instant savings. They are perfect for standard applications that demand a quality, cost effective solution.

# InstantFit LED T8 linear



Ordering, electrical and technical data (Subject to change without notice)



G13

FA8

Product Number	Model Number	Ordering Code	Watts (W)	Base	CRI	Color Temp (K)	Life <sup>2</sup> (Hrs)	Lumens (lm)	Material	UL Type	DLC ID (Type A) <sup>4</sup>	Case Qty	Pallet Qty	
<b>MasterClass InstantFit T8 2FT</b>														
541813	9290019869	7T8/MAS/24-830/IF10/P 10/1	7	G13	82	3000	70,000	1050	Plastic	A, C	PEVGCYR3	10	2380	
541821	9290019870	7T8/MAS/24-835/IF10/P 10/1	7	G13	82	3500	70,000	1050	Plastic	A, C	PCFWLD63	10	2380	
541839	9290019871	7T8/MAS/24-840/IF11/P 10/1	7	G13	82	4000	70,000	1150	Plastic	A, C	P451IONS	10	2380	
541847	9290019872	7T8/MAS/24-850/IF11/P 10/1	7	G13	82	5000	70,000	1150	Plastic	A, C	PA8KOGZ6	10	2380	
<b>MasterClass InstantFit T8 3FT</b>														
539858	9290019675	8.5T8/MAS/36-830/IF13/P 10/1	8.5	G13	82	3000	70,000	1300	Plastic	A, C	PVZ2OQ5G	10	1530	
539866	9290019679	8.5T8/MAS/36-835/IF13/P 10/1	8.5	G13	82	3500	70,000	1300	Plastic	A, C	PUB5CRL0	10	1530	
539874	9290019676	8.5T8/MAS/36-840/IF14/P 10/1	8.5	G13	82	4000	70,000	1300	Plastic	A, C	PSU003VV	10	1530	
539882	9290019677	8.5T8/MAS/36-850/IF14/P 10/1	8.5	G13	82	5000	70,000	1400	Plastic	A, C	PQMBVBD4	10	1530	
<b>MasterClass InstantFit T8 4FT</b>														
■	469569	9290011239C	10T8/48-3000 IF 10/1 TAA/NAFTA	10	G13	82	3000	50,000	1500	Plastic	A, C	PE1J4CJW	10	600
■	469577	9290011240C	10T8/48-3500 IF 10/1 TAA/NAFTA	10	G13	82	3500	50,000	1500	Plastic	A, C	PCY5A5J7	10	600
■	469585	9290011241C	10T8/48-4000 IF 10/1 TAA/NAFTA	10	G13	82	4000	50,000	1600	Plastic	A, C	PES681F4	10	600
■	469593	9290011242C	10T8/48-5000 IF 10/1 TAA/NAFTA	10	G13	82	5000	50,000	1600	Plastic	A, C	P1CQAFXR	10	600
	473974	9290013972	10T8 LED/48-3000 IF 1PK 10/1	10	G13	82	3000	70,000	1500	Plastic	A, C	P27MFHIS	10	1190
	473982	9290013973	10T8 LED/48-3500 IF 1PK 10/1	10	G13	82	3500	70,000	1500	Plastic	A, C	PNQDNQ8A	10	1190
	473990	9290013974	10T8 LED/48-4000 IF 1PK 10/1	10	G13	82	4000	70,000	1600	Plastic	A, C	PZSHH318	10	1190
	474007	9290013975	10T8 LED/48-5000 IF 1PK 10/1	10	G13	82	5000	70,000	1600	Plastic	A, C	PN4911BT	10	1190
	540807	9290013974	10T8/PER/48-840/IF16/P 25/1	10	G13	82	4000	70,000	1600	Plastic	A, C	PZSHH318	25	1400
<b>CorePro InstantFit T8 4FT</b>														
	530469	9290018660	12T8/PRO/48-830/IF17/G 10/1 FB	12	G13	80	3000	50,000	1700	Glass	A, C	PRRGSCTH	10	650
	530477	9290018661	12T8/PRO/48-835/IF17/G 10/1 FB	12	G13	80	3500	50,000	1700	Glass	A, C	P9ZCH9LL	10	650
	530485	9290018662	12T8/PRO/48-840/IF18/G 10/1 FB	12	G13	80	4000	50,000	1800	Glass	A, C	PIAVUPWL	10	650
	530493	9290018663	12T8/PRO/48-850/IF18/G 10/1 FB	12	G13	80	5000	50,000	1800	Glass	A, C	PSDP6ZG1	10	650
	541986	9290019917	10T8/COR/48-840/IF16/G 25/1	10	G13	80	4000	50,000	1600	Glass	A, C	PJXX91OZ	25	900
	541994	9290019918	10T8/COR/48-850/IF16/G 25/1	10	G13	80	5000	50,000	1600	Glass	A, C	PONVK2RH	25	900
	542084	9290019606	16T8/LED/48-840/IF18/G 25/1	16	G13	82	4000	36,000	1800	Glass	A	Not DLC	25	900
	542092	9290019607	16T8/LED/48-850/IF18/G 25/1	16	G13	82	5000	36,000	1800	Glass	A	Not DLC	25	900



Product Number	Model Number	Ordering Code	Watts (W)	Base	CRI	Color Temp (K)	Life <sup>2</sup> (Hrs)	Lumens (lm)	Material	UL Type	DLC ID (Type A) <sup>4</sup>	Case Qty	Pallet Qty
<b>MasterClass InstantFit T8 4FT</b>													
468652	9290013033	14T8/48-3000 IF 10/1 ROT	14	G13	82	3000	50,000	2000	Plastic	A, C	P1Z3VUZP	10	1120
468660	9290013034	14T8/48-3500 IF 10/1 ROT	14	G13	82	3500	50,000	2000	Plastic	A, C	PMRXKRUT	10	1120
468678	9290013035	14T8/48-4000 IF 10/1 ROT	14	G13	82	4000	50,000	2100	Plastic	A, C	P2R73QWZ	10	1120
468686	9290013036	14T8/48-5000 IF 10/1 ROT	14	G13	82	5000	50,000	2100	Plastic	A, C	PQ2TMYAQ	10	1120
469601	9290011585C	14T8/48-3000 IF 10/1 DIM TAA/NAFTA	14	G13	82	3000	50,000	2100	Plastic	A, C	P1GG4T6Q	10	600
469619	9290011586C	14T8/48-3500 IF 10/1 DIM TAA/NAFTA	14	G13	82	3500	50,000	2100	Plastic	A, C	P5R4PGPD	10	600
469627	9290011587C	14T8/48-4000 IF 10/1 DIM TAA/NAFTA	14	G13	82	4000	50,000	2100	Plastic	A, C	PFWPMJNV	10	600
469635	9290011588C	14T8/48-5000 IF 10/1 DIM TAA/NAFTA	14	G13	82	5000	50,000	2100	Plastic	A, C	P9RG41WJ	10	600
473926	9290013976	13T8/PER/48-830/IF20/P/DIM 10/1	13	G13	82	3000	70,000	2000	Plastic	A, C	PLSV8P2I	10	1190
473934	9290013977	13T8/PER/48-835/IF20/P/DIM 10/1	13	G13	82	3500	70,000	2000	Plastic	A, C	PFY60XSO	10	1190
473942	9290013978	13T8/PER/48-840/IF21/P/DIM 10/1	13	G13	82	4000	70,000	2100	Plastic	A, C	P43GX42U	10	1190
473958	9290013979	13T8/PER/48-850/IF21/P/DIM 10/1	13	G13	82	5000	70,000	2100	Plastic	A, C	PICF8UPP	10	1190
540799	9290013978	13T8/PER/48-840/IF21/P/DIM 25/1	13	G13	82	4000	70,000	2100	Plastic	A, C	P43GX42U	25	1400
<b>CorePro InstantFit T8 4FT</b>													
470096	9290013430	14T8/PRO/48-830/IF20/G 10/1 FB	14	G13	82	3000	50,000	2000	Glass	A, C	P8JMV6DL	10	650
470104	9290013431	14T8/PRO/48-835/IF20/G 10/1 FB	14	G13	82	3500	50,000	2000	Glass	A, C	PBC11GJI	10	650
470112	9290013432	14T8/PRO/48-840/IF21/G 10/1 FB	14	G13	82	4000	50,000	2100	Glass	A, C	PQJR24AE	10	650
470120	9290013433	14T8/PRO/48-850/IF21/G 10/1 FB	14	G13	82	5000	50,000	2100	Glass	A, C	P8JMV6DL	10	650
537803	9290013432A	14T8/PRO/48-840/IF21/G 10/1	14	G13	82	4000	50,000	2100	Glass	A, C	PQJR24AE	10	440
<b>MasterClass InstantFit T8 4FT</b>													
533372	9002016304	15.5T8/MAS/48-835/IF24/P 25/1	15.5	G13	82	3500	70,000	2400	Plastic	A, C	P51ZCP75	25	1400
545194	9002016404	15.5T8/MAS/48-840/IF25/P 25/1	15.5	G13	82	4000	70,000	2500	Plastic	A, C	PCYKVJSI	25	1400
545200	9002016504	15.5T8/MAS/48-850/IF25/P 25/1	15.5	G13	82	5000	70,000	2500	Plastic	A, C	POHKOY9Y	25	1400
<b>MasterClass InstantFit T8 8FT</b>													
469247	9290013078	35T8/96-3500 IF FA8 10/1	35	FA8	82	3500	50,000	4000	Plastic	A	Not DLC	10	300
469254	9290013146	35T8/96-4000 IF FA8 10/1	35	FA8	82	4000	50,000	4200	Plastic	A	Not DLC	10	300
<b>CorePro InstantFit T8 8FT</b>													
533000	9290018971	30T8/PER/96-830/IF42/P/FA8 10/1	30	FA8	80	3000	50,000	4200	Glass	A	PV5I8TZI	10	400
533018	9290018972	30T8/PER/96-835/IF42/P/FA8 10/1	30	FA8	80	3500	50,000	4200	Glass	A	PZKPOTXO	10	400
533026	9290018973	30T8/PER/96-840/IF42/P/FA8 10/1	30	FA8	80	4000	50,000	4200	Glass	A	P73Q3PKC	10	400
533034	9290018974	30T8/PER/96-850/IF42/P/FA8 10/1	30	FA8	80	5000	50,000	4200	Glass	A	PRG5ZZ3R	10	400
<b>MasterClass InstantFit U-Bend</b>													
541854	9290019874	13T8-6U/MAS/24-830/IF20/P 10/1	13	G13	82	3000	70,000	2000	Plastic	A, C	P4LG6FAR	10	400
541862	9290019875	13T8-6U/MAS/24-835/IF20/P 10/1	13	G13	82	3500	70,000	2000	Plastic	A, C	PCBI697X	10	400
541870	9290019876	13T8-6U/MAS/24-840/IF21/P 10/1	13	G13	82	4000	70,000	2100	Plastic	A, C	PQJQXE4Q	10	400
541888	9290019877	13T8-6U/MAS/24-850/IF21/P 10/1	13	G13	82	5000	70,000	2100	Plastic	A, C	PXIK4NU7	10	400



# MainsFit LED linear

Philips MainsFit (UL Type-B) LED T8 lamps use a double-ended design which significantly simplifies installation, saving time and costs over single-ended versions. This ballast bypass product replaces either T8 or T12 lamps in fixtures containing shunted or non-shunted G13 (medium bi-pin) lamp holders for over 40% energy savings.



G13

Ordering, electrical and technical data (Subject to change without notice)

Product Number	Model Number	Ordering Code	Volts	Watts (W)	Base	CRI	Color Temp (K)	Life <sup>2</sup> (Hrs)	Lumens (lm)	Material	UL Type	DLC ID (Type B)	Case Qty	Pallet Qty
<b>CorePro MainsFit T8 2FT</b>														
535450	9290019338	8.5T8PRO/24-830/BB11/G 10/1 FB	120-277	8.5	G13	82	3000	50,000	1100	Glass	B	PSB5JDM7	10	900
535468	9290019339	8.5T8PRO/24-835/BB11/G 10/1 FB	120-277	8.5	G13	82	3500	50,000	1100	Glass	B	PKG7DURA	10	900
535476	9290019340	8.5T8PRO/24-840/BB11/G 10/1 FB	120-277	8.5	G13	82	4000	50,000	1150	Glass	B	PRGU80IY	10	900
535484	9290019341	8.5T8PRO/24-850/BB11/G 10/1 FB	120-277	8.5	G13	82	5000	50,000	1150	Glass	B	PEQHT1DN	10	900
<b>CorePro MainsFit T8 3FT</b>														
535492	9290019342	11.5T8PRO/36-830/BB13/G 10/1 FB	120-277	11.5	G13	82	3000	50,000	1300	Glass	B	PEKX8MHK	10	540
535500	9290019343	11.5T8PRO/36-835/BB13/G 10/1 FB	120-277	11.5	G13	82	3500	50,000	1300	Glass	B	P51PGWYW	10	540
535518	9290019344	11.5T8PRO/36-840/BB14/G 10/1 FB	120-277	11.5	G13	82	4000	50,000	1400	Glass	B	PDESZ0HQ	10	540
535526	9290019345	11.5T8PRO/36-850/BB14/G 10/1 FB	120-277	11.5	G13	82	5000	50,000	1400	Glass	B	P6A2TN9L	10	540
<b>MasterClass MainsFit T8 4FT</b>														
532671	9290018768A	12T8/MAS/48-830/MF17/G 10/1	120-277	12	G13	80	3000	50,000	1700	Glass	B	PVAFJMMI	10	650
532689	9290018769A	12T8/MAS/48-835/MF17/G 10/1	120-277	12	G13	80	3500	50,000	1700	Glass	B	PHSBLUQN	10	650
532697	9290018770A	12T8/MAS/48-840/MF18/G 10/1	120-277	12	G13	80	4000	50,000	1800	Glass	B	P7JFBFB	10	650
532705	9290018771A	12T8/MAS/48-850/MF18/G 10/1	120-277	12	G13	80	5000	50,000	1800	Glass	B	PF12AWS2	10	650
<b>CorePro MainsFit T8 4FT</b>														
471748	9290013631B	16.5T8/COR/48-830/MF20/G 10/1	120-277	16.5	G13	80	3000	50,000	2000	Glass	B	P18550TJ	10	550
471755	9290013632B	16.5T8/COR/48-835/MF20/G 10/1	120-277	16.5	G13	80	3500	50,000	2000	Glass	B	P1NPKY18	10	550
471763	9290013633B	16.5T8/COR/48-840/MF21/G 10/1	120-277	16.5	G13	80	4000	50,000	2100	Glass	B	PIA18464	10	550
471771	9290013634B	16.5T8/COR/48-850/MF21/G 10/1	120-277	16.5	G13	80	5000	50,000	2100	Glass	B	P3PZ1XIH	10	550
477315	9290018454A	14T8/COR/48-830/MF17/G 10/1	120-277	14	G13	80	3000	50,000	1700	Glass	B	PZL49NS0	10	550
477323	9290018455A	14T8/COR/48-835/MF17/G 10/1	120-277	14	G13	80	3500	50,000	1700	Glass	B	PYPJ8SI1	10	550
477331	9290018456A	14T8/COR/48-840/MF18/G 10/1	120-277	14	G13	80	4000	50,000	1800	Glass	B	P2OJ2JLX	10	550
477349	9290018457A	14T8/COR/48-850/MF18/G 10/1	120-277	14	G13	80	5000	50,000	1800	Glass	B	PZF69ARG	10	550
<b>CorePro MainsFit T8 8FT</b>														
545269	9290020140	34T8/COR/96-840/MF42/G/FA8 10/1	120-277	34	FA8	82	4000	50,000	4200	Glass	B	P2RHO524	10	450
545277	9290020141	34T8/COR/96-850/MF42/G/FA8 10/1	120-277	34	FA8	82	5000	50,000	4200	Glass	B	PE2GMBO6	10	450
545285	9290020142	44T8HO/COR/96-840/MF54/G/R17d 10/1	120-277	44	R17d	82	4000	50,000	5400	Glass	B	No Category	10	450
545293	9290020143	44T8HO/COR/96-850/MF54/G/R17d 10/1	120-277	44	R17d	82	5000	50,000	5400	Glass	B	No Category	10	450






Product Number	Model Number	Ordering Code	Volts	Watts (W)	Base	CRI	Color Temp (K)	Life <sup>2</sup> (Hrs)	Lumens (lm)	Material	UL Type	DLC ID (Type A) <sup>4</sup>	Case Qty	Pallet Qty
<b>CorePro MainsFit T8 UBEND</b>														
535534	9290019346	15.5T8-6U PRO/24-830/BB20/G 10/1 FB	120-277	15.5	G13	82	3000	50,000	2000	Glass	B	PAL670JK	10	250
535542	9290019347	15.5T8-6U PRO/24-835/BB20/G 10/1 FB	120-277	15.5	G13	82	3500	50,000	2000	Glass	B	PVKJRY18	10	250
535559	9290019348	15.5T8-6U PRO/24-840/BB21/G 10/1 FB	120-277	15.5	G13	82	4000	50,000	2100	Glass	B	PUAR19X3	10	250
535567	9290019349	15.5T8-6U PRO/24-850/BB21/G 10/1 FB	120-277	15.5	G13	82	5000	50,000	2100	Glass	B	PMKCEPRN	10	250

## MasterClass InstantFit T5HO



Product Number	Model Number	Ordering Code	Watts (W)	Base	CRI	Color Temp (K)	Life <sup>2</sup> (Hrs)	Lumens (lm)	Material	UL Type	DLC ID (Type A) <sup>4</sup>	Case Qty	Pallet Qty
<b>MasterClass InstantFit T5 4FT</b>													
467126	9290012837	24T5 LED/HO/48-3000 IF 10/1	24	G5	82	3000	50,000	3300	Plastic	A	PD9ZB669	10	2000
467134	9290012838	24T5 LED/HO/48-3500 IF 10/1	24	G5	82	3500	50,000	3300	Plastic	A	PR7H998W	10	2000
467142	9290012839	24T5 LED/HO/48-4000 IF 10/1	24	G5	82	4000	50,000	3500	Plastic	A	PUFNVUMP	10	2000
467159	9290012840	24T5 LED/HO/48-5000 IF 10/1	24	G5	82	5000	50,000	3500	Plastic	A	PJHYX3QV	10	2000

\*Lamp may also be DLC certified as a Type C system. Search DLC QPL for more information



## CorePro InstantFit T5



Ordering, electrical and technical data (Subject to change without notice)



G5

Product Number	Model Number	Ordering Code	Watts (W)	Base	CRI	Color Temp (K)	Life <sup>2</sup> (Hrs)	Lumens (lm)	Material	UL Type	DLC ID (Type A) <sup>4</sup>	Case Qty	Pallet Qty
<b>CorePro InstantFit T5 2FT</b>													
476416	9290018231	8T5HE/24-830/IF10/G/DIM 10/1	8	G5	82	3000	50,000	1000	Glass	A	No Category	10	1560
476424	9290018232	8T5HE/24-835/IF10/G/DIM 10/1	8	G5	82	3500	50,000	1000	Glass	A	No Category	10	1560
476432	9290018233	8T5HE/24-840/IF10/G/DIM 10/1	8	G5	82	4000	50,000	1050	Glass	A	No Category	10	1560
476440	9290018234	8T5HE/24-850/IF10/G/DIM 10/1	8	G5	82	5000	50,000	1050	Glass	A	No Category	10	1560
<b>CorePro InstantFit T5 3FT</b>													
476457	9290018235	11T5HE/36-830/IF14/G/DIM 10/1	11	G5	82	3000	50,000	1400	Glass	A	No Category	10	910
476465	9290018236	11T5HE/36-835/IF14/G/DIM 10/1	11	G5	82	3500	50,000	1400	Glass	A	No Category	10	910
476473	9290018237	11T5HE/36-840/IF15/G/DIM 10/1	11	G5	82	4000	50,000	1500	Glass	A	No Category	10	910
476481	9290018238	11T5HE/36-850/IF15/G/DIM 10/1	11	G5	82	5000	50,000	1500	Glass	A	No Category	10	910
<b>CorePro InstantFit T5 4FT</b>													
476499	9290018239	14T5HE/48-830/IF20/G/DIM 10/1	14	G5	82	3000	50,000	2000	Glass	A	PIOH91X1	10	780
476507	9290018240	14T5HE/48-835/IF20/G/DIM 10/1	14	G5	82	3500	50,000	2000	Glass	A	PX50DKZF	10	780
476515	9290018241	14T5HE/48-840/IF21/G/DIM 10/1	14	G5	82	4000	50,000	2100	Glass	A	P2RN9SKT	10	780
476523	9290018242	14T5HE/48-850/IF21/G/DIM 10/1	14	G5	82	5000	50,000	2100	Glass	A	PLAEVGFO	10	780

## CorePro MainsFit T5HO

Ordering, electrical and technical data (Subject to change without notice)



G5

Product Number	Model Number	Ordering Code	Volts	Watts (W)	Base	CRI	Color Temp (K)	Life (Hrs)	Lumens (lm)	Material	UL Type	DLC ID (Type B)	Case Qty	Pallet Qty
<b>CorePro MainsFit T5 HO 4FT</b>														
542050	9290019925	25T5HO/COR/46-835/MF33/G 25/1	120-277	25	G5	82	3500	50,000	3300	Glass	B	P9GYNK8G	25	1200
542068	9290019926	25T5HO/COR/46-840/MF35/G 25/1	120-277	25	G5	82	4000	50,000	3500	Glass	B	PBQ7UFSX	25	1200
542076	9290019927	25T5HO/COR/46-850/MF35/G 25/1	120-277	25	G5	82	5000	50,000	3500	Glass	B	PHK6IM4L	25	1200

<sup>4</sup>Lamp may also be DLC certified as a Type C system. Search DLC QPL for more information

# CorePro PLED

Downlighting in general areas represents a major lighting cost for many buildings. CorePro pinned-based lamps are retrofit LED lamps that deliver incredible energy savings over a 50,000 hour lifetime and requires less maintenance and servicing. You can easily upgrade your existing fixtures and lower your downlighting costs with energy efficient LED lamps.

- Made of shatter-resistant plastic instead of glass
- Instant on
- Simple lamp-for-lamp replacement
- Energy savings of up to 60%<sup>6</sup>
- No mercury allowing for non-hazardous waste disposal
- Long LED lifetime: 50,000-hour rated life<sup>2</sup>
- Minimal color shift and stable flux output throughout lifetime
- No harmful UV radiation



## CorePro 2-pin PL-C and PL-S

Ordering, electrical and technical data (Subject to change without notice)



Product Number	Model Number	Ordering Code	Watts (W)	Base	CRI	Color Temp (K)	Life <sup>2</sup> (Hrs)	Lumens (lm)	Material	UL Type	DLC ID	Case Qty	Pallet Qty
<b>CorePro 2-pin PL-C</b>													
532309	9290018845	5PL-C/LED/13H/827/IF5/P/2P 20/1	5	G24d	82	2700	50,000	550	Plastic	A	No Category	20	4760
532317	9290018846	5PL-C/LED/13H/830/IF5/P/2P 20/1	5	G24d	82	3000	50,000	550	Plastic	A	No Category	20	4760
532333	9290018847	5PL-C/LED/13H/835/IF5/P/2P 20/1	5	G24d	82	3500	50,000	580	Plastic	A	No Category	20	4760
532341	9290018848	5PL-C/LED/13H/840/IF5/P/2P 20/1	5	G24d	82	4000	50,000	580	Plastic	A	No Category	20	4760
532358	9290018849	5PL-C/LED/13V/827/IF5/P/2P 20/1	5	G24d	82	2700	50,000	550	Plastic	A	No Category	20	3600
532366	9290018850	5PL-C/LED/13V/830/IF5/P/2P 20/1	5	G24d	82	3000	50,000	550	Plastic	A	No Category	20	3600
532374	9290018851	5PL-C/LED/13V/835/IF5/P/2P 20/1	5	G24d	82	3500	50,000	580	Plastic	A	No Category	20	3600
532382	9290018852	5PL-C/LED/13V/840/IF5/P/2P 20/1	5	G24d	82	4000	50,000	580	Plastic	A	No Category	20	3600
<b>CorePro 2-pin PL-S</b>													
529511	9290018628	5PL-S/LED/13H/827/IF5/P/2P 20/1	5	GX23	82	2700	50,000	580	Plastic	A	No Category	20	7920
529560	9290018629	5PL-S/LED/13H/830/IF5/P/2P 20/1	5	GX23	82	3000	50,000	580	Plastic	A	No Category	20	7920
529578	9290018630	5PL-S/LED/13H/835/IF5/P/2P 20/1	5	GX23	82	3500	50,000	580	Plastic	A	No Category	20	7920
529586	9290018631	5PL-S/LED/13H/840/IF5/P/2P 20/1	5	GX23	82	4000	50,000	580	Plastic	A	No Category	20	7920

## CorePro 4-pin PL-C and PL-C/T



Ordering, electrical and technical data (Subject to change without notice)



Product Number	Model Number	Ordering Code	Watts (W)	Base	CRI	Color Temp (K)	Life <sup>2</sup> (Hrs)	Lumens (lm)	Material	UL Type	DLC ID	Case Qty	Pallet Qty
<b>CorePro 4-pin PL-C</b>													
532390	9290018853	5.5PL-C/LED/13H/827/IF5.5/P/4P 20/1	5.5	G24q	82	2700	50,000	550	Plastic	A	No Category	20	4760
532408	9290018854	5.5PL-C/LED/13H/830/IF5.5/P/4P 20/1	5.5	G24q	82	3000	50,000	550	Plastic	A	No Category	20	4760
532416	9290018855	5.5PL-C/LED/13H/835/IF5.5/P/4P 20/1	5.5	G24q	82	3500	50,000	580	Plastic	A	No Category	20	4760
532424	9290018856	5.5PL-C/LED/13H/840/IF5.5/P/4P 20/1	5.5	G24q	82	4000	50,000	580	Plastic	A	No Category	20	4760
532432	9290018857	5.5PL-C/LED/13V/827/IF5.5/P/4P 20/1	5.5	G24q	82	2700	50,000	550	Plastic	A	No Category	20	3600
532440	9290018858	5.5PL-C/LED/13V/830/IF5.5/P/4P 20/1	5.5	G24q	82	3000	50,000	550	Plastic	A	No Category	20	3600
532457	9290018859	5.5PL-C/LED/13V/835/IF5.5/P/4P 20/1	5.5	G24q	82	3500	50,000	580	Plastic	A	No Category	20	3600
532465	9290018860	5.5PL-C/LED/13V/840/IF5.5/P/4P 20/1	5.5	G24q	82	4000	50,000	580	Plastic	A	No Category	20	3600
<b>CorePro 4-pin PL-C/T</b>													
458364	9290013880	8.5PL-C/T LED/26H-2700 IF 4P 10/1	8.5	G24q	82	2700	50,000	900	Plastic	A	P227UKPG	10	4140
458372	9290013881	8.5PL-C/T LED/26H-3000 IF 4P 10/1	8.5	G24q	82	3000	50,000	900	Plastic	A	PYHS75V7	10	4140
458380	9290013882	8.5PL-C/T LED/26H-3500 IF 4P 10/1	8.5	G24q	82	3500	50,000	900	Plastic	A	P1956NU5	10	4140
458398	9290013883	8.5PL-C/T LED/26H-4000 IF 4P 10/1	8.5	G24q	82	4000	50,000	950	Plastic	A	PUK7J4AA	10	4140
458406	9290011811	10.5PL-C/T LED/26V-2700 IF 4P 10/1	10.5	G24q	82	2700	50,000	1200	Plastic	A	PW2GPMX6	10	2960
458414	9290011812	10.5PL-C/T LED/26V-3000 IF 4P 10/1	10.5	G24q	82	3000	50,000	1200	Plastic	A	PGPTBMF9	10	2960
458422	9290011813	10.5PL-C/T LED/26V-3500 IF 4P 10/1	10.5	G24q	82	3500	50,000	1200	Plastic	A	PZ1KKRNR	10	2960
458430	9290011814	10.5PL-C/T LED/26V-4000 IF 4P 10/1	10.5	G24q	82	4000	50,000	1300	Plastic	A	PV2HQGZW	10	2960
476069	9290018197	12PLC/T LED/32H/827/IF/4P/DIM 1PK 10/1	12	G24/Gx24	82	2700	50,000	1300	Plastic	A	PIADVYIP	10	4140
476077	9290018198	12PLC/T LED/32H/830/IF/4P/DIM 1PK 10/1	12	G24/Gx24	82	3000	50,000	1350	Plastic	A	PO8NB9Q1	10	4140
476085	9290018199	12PLC/T LED/32H/835/IF/4P/DIM 1PK 10/1	12	G24/Gx24	82	3500	50,000	1400	Plastic	A	PZHF15J0	10	4140
476093	9290018200	12PLC/T LED/32H/840/IF/4P/DIM 1PK 10/1	12	G24/Gx24	82	4000	50,000	1450	Plastic	A	PT5IC4ON	10	4140
476101	9290018201	12PLC/T LED/32V/827/IF/4P/DIM 1PK 10/1	12	G24/Gx24	82	2700	50,000	1350	Plastic	A	PUS3MZTV	10	4140
476119	9290018202	12PLC/T LED/32V/830/IF/4P/DIM 1PK 10/1	12	G24/Gx24	82	3000	50,000	1400	Plastic	A	PEIZQ8AS	10	4140
476127	9290018203	12PLC/T LED/32V/835/IF/4P/DIM 1PK 10/1	12	G24/Gx24	82	3500	50,000	1450	Plastic	A	PJG8ADHK	10	4140
476135	9290018204	12PLC/T LED/32V/840/IF/4P/DIM 1PK 10/1	12	G24/Gx24	82	4000	50,000	1500	Plastic	A	PFKH6AQA	10	4140

# MasterClass PLED

The new generation of energy-saving LED PL-L tube lighting.

Philips CorePro LED PL-L is the ideal solution for downlights and luminaires in a wide range of general lighting applications. It integrates an LED light source into a traditional fluorescent form factor to offer superb energy savings over a lifetime that's twice as long as fluorescent alternatives.

- Reduced operational cost thanks to lower energy consumption than conventional PL-L lamps
- Lower maintenance cost thanks to 2–3 times longer lifetime than conventional lamps

## MasterClass PL-L



Ordering, electrical and technical data (Subject to change without notice)



2G11

Product Number	Model Number	Ordering Code	Watts (W)	Base	CRI	Color Temp (K)	Life <sup>2</sup> (Hrs)	Lumens (lm)	Material	UL Type	DLC ID	Case Qty	Pallet Qty
<b>MasterClass 4-pin PL-L</b>													
532895	9290018935	16.5PL-L/PER/22/830/IF22/P 4P 10/1	16.5	2G11	82	3000	50,000	2200	Plastic	A	P31FZ6G6	10	1200
532903	9290018936	16.5PL-L/PER/22/835/IF22/P 4P 10/1	16.5	2G11	82	3500	50,000	2200	Plastic	A	PAVW5BH3	10	1200
532911	9290018937	16.5PL-L/PER/22/840/IF23/P 4P 10/1	16.5	2G11	82	4000	50,000	2300	Plastic	A	PIWSEV1M	10	1200

# CorePro UniversalFit T8

Philips UniversalFit TLEDs operate on both magnetic and electronic ballasts. Our unique and innovative design has been engineered to deliver the same energy savings, lifetime and performance as our popular InstantFit TLEDs while operating per the latest UL 1993 standard on either a magnetic or Instant-start (electronic) ballast. Innovation designed to make your life easier.

- UL Type A – works on both magnetic and electronic ballasts.
- Simple plug-and-play installation – No need to change a ballast
- Energy savings of up to 60%<sup>6</sup>
- No mercury allowing for non-hazardous waste disposal
- Long LED lifetime: 36,000-hour rated life<sup>2</sup>
- Minimal color shift and stable flux output throughout lifetime
- No harmful UV radiation



G13

Ordering, electrical and technical data (Subject to change without notice)

Product Number	Model Number	Ordering Code	Watts (W)	Base	CRI	Color Temp (K)	Life <sup>2</sup> (Hrs)	Lumens (lm)	Material	UL Type	DLC ID	Case Qty	Pallet Qty
CorePro UniversalFit T8 4FT (EM + HF Ballast Compatible)													
539972	9290019659	16T8/LED/48-840/UF18/G 10/1	16	G13	82	4000	36,000	1800	Glass	A	Not DLC	10	650
539980	9290019660	16T8/LED/48-850/UF18/G 10/1	16	G13	82	5000	36,000	1800	Glass	A	Not DLC	10	650

# EasySmart LED linear

Philips InstantFit LED T8 with EasySmart technology is the first and only wireless, network-capable linear lamp available in the market. With EasySmart LEDs and their app-based tool, you can integrate with a wide variety of control devices to zone up to 50 TLEDs per switch, easily configuring to your personalized settings with dimming, occupancy sensing and/or daylight harvesting. EasySmart requires Leviton's Lumina RF switches and sensors to operate. Please visit [www.leviton.com/en/products/brands/lumina-rf-room-controller](http://www.leviton.com/en/products/brands/lumina-rf-room-controller) for more details.

## MasterClass T8

Ordering, electrical and technical data (Subject to change without notice)



G13

Product Number	Model Number	Ordering Code	Watts (W)	Base	CRI	Color Temp (K)	Life <sup>2</sup> (Hrs)	Lumens (lm)	Material	UL Type	DLC ID	Case Qty	Pallet Qty
<b>EasySmart InstantFit T8 2FT</b>													
474056	9290013984	8T8 LED/24-3000 IF EASYSMART 1PK	8	G13	82	3000	50,000	1150	Plastic	A	Not DLC	10	2380
474064	9290013985	8T8 LED/24-3500 IF EASYSMART 1PK	8	G13	82	3500	50,000	1150	Plastic	A	P36V6Q9K	10	2380
474072	9290013986	8T8 LED/24-4000 IF EASYSMART 1PK	8	G13	82	4000	50,000	1200	Plastic	A	P52E8XZM	10	2380
474080	9290013987	8T8 LED/24-5000 IF EASYSMART 1PK	8	G13	82	5000	50,000	1200	Plastic	A	P3WHK82D	10	2380
<b>EasySmart InstantFit T8 4FT</b>													
466458	9290012811	14T8/48-3000 IF 10/1 EASYSMART	14	G13	82	3000	50,000	2000	Plastic	A	PD16FKSN	10	1120
466466	92900128[1232]	14T8/48-3500 IF 10/1 EASYSMART	14	G13	82	3500	50,000	2000	Plastic	A	P4T5JGUP	10	1120
466474	9290012813	14T8/48-4000 IF 10/1 EASYSMART	14	G13	82	4000	50,000	2100	Plastic	A	PGK4JU7F	10	1120
466482	9290012814	14T8/48-5000 IF 10/1 EASYSMART	14	G13	82	5000	50,000	2100	Plastic	A	P16H1DZG	10	1120
<b>EasySmart InstantFit T8 UBEND</b>													
474015	9290013980	15T8 LED/24-3000 IF 6U EASYSMART 1PK	15	G13	82	3000	50,000	2000	Plastic	A	PXVYFKJS	10	400
474023	9290013981	15T8 LED/24-3500 IF 6U EASYSMART 1PK	15	G13	82	3500	50,000	2000	Plastic	A	P20SCHT6	10	400
474031	9290013982	15T8 LED/24-4000 IF 6U EASYSMART 1PK	15	G13	82	4000	50,000	2100	Plastic	A	PUUHHK3D	10	400
474049	9290013983	15T8 LED/24-5000 IF 6U EASYSMART 1PK	15	G13	82	5000	50,000	2100	Plastic	A	PX12GNDC	10	400

# MasterConnect LED linear

Philips MasterConnect InstantFit T8 lamps bring truly wireless technology to LED lamps. These lamps work with Signify's Interact Pro system ([www.interact-lighting.com](http://www.interact-lighting.com)) and together with a gateway and optional switches and sensors seamlessly bring lighting into the Internet-of-Things (IoT) age. The MasterConnect InstantFit T8 lamps are one of a plethora of light sources that can connect to the Interact Pro system, making it most versatile, wireless system in the world.

## MasterConnect InstantFit T8

Ordering, electrical and technical data (Subject to change without notice)

interact



G13

Product Number	Model Number	Ordering Code	Watts (W)	Base	CRI	Color Temp (K)	Life <sup>2</sup> (Hrs)	Lumens (lm)	Material	UL Type	DLC ID	Case Qty	Pallet Qty
<b>MasterConnect InstantFit T8 2FT</b>													
537217	9290013980	15T8/24-830/IF20-6U/MAScon IA 10/1	15	G13	82	3000	50,000	2000	Plastic	A	PXVYFKJS	10	400
537225	9290013981	15T8/24-835/IF20-6U/MAScon IA 10/1	15	G13	82	3500	50,000	2000	Plastic	A	P20SCHT6	10	400
537233	9290013982	15T8/24-840/IF21-6U/MAScon IA 10/1	15	G13	82	4000	50,000	2100	Plastic	A	PUUHHK3D	10	400
537241	9290013983	15T8/24-850/IF21-6U/MAScon IA 10/1	15	G13	82	5000	50,000	2100	Plastic	A	PX12GNDC	10	400
<b>MasterConnect InstantFit T8 4FT</b>													
537175	9290012811	14T8/48-830/IF20/MAScon IA 10/1	14	G13	82	3000	50,000	2000	Plastic	A	P2A4MPHB	10	1120
537183	9290012812	14T8/48-835/IF20/MAScon IA 10/1	14	G13	82	3500	50,000	2000	Plastic	A	PK1M1F71	10	1120
537191	9290012813	14T8/48-840/IF21/MAScon IA 10/1	14	G13	82	4000	50,000	2100	Plastic	A	PHZWCRZQ	10	1120
537209	9290012814	14T8/48-850/IF21/MAScon IA 10/1	14	G13	82	5000	50,000	2100	Plastic	A	PNSZ3HS6	10	1120
<b>MasterConnect InstantFit T8 UBEND</b>													
537217	9290013980	15T8/24-830/IF20-6U/MAScon IA 10/1	15	G13	82	3000	50,000	2000	Plastic	A	PXVYFKJS	10	400
537225	9290013981	15T8/24-835/IF20-6U/MAScon IA 10/1	15	G13	82	3500	50,000	2000	Plastic	A	P20SCHT6	10	400
537233	9290013982	15T8/24-840/IF21-6U/MAScon IA 10/1	15	G13	82	4000	50,000	2100	Plastic	A	PUUHHK3D	10	400
537241	9290013983	15T8/24-850/IF21-6U/MAScon IA 10/1	15	G13	82	5000	50,000	2100	Plastic	A	PX12GNDC	10	400



# Smart accessories

All smart accessories work with the Interact Pro system. For more details please visit [www.interact-lighting.com](http://www.interact-lighting.com).

## Smart accessories

Ordering, electrical and technical data (Subject to change without notice)

Product Number	Model Number	Ordering Code	Watts (W)	Base	CRI	Color Temp (K)	Life <sup>2</sup> (Hrs)	Lumens (lm)	Material	UL Type	DLC ID	Case Qty	Pallet Qty
<b>Smart Accessories</b>													
455436	9137003644	UID8451/10 - On/Off/Dim Switch 2 button	0	N/A	N/A	N/A	N/A	N/A	Plastic	N/A	N/A	10	TBC
473504	9290013906	EASYSMART IR PROGRAMMING TOOL 10/1	0	N/A	N/A	N/A	N/A	N/A	Plastic	N/A	N/A	10	8000
476184	9290018190	Wireless Occupancy Sensor IA 10/1	0	N/A	N/A	N/A	N/A	N/A	Plastic	N/A	N/A	10	2600
476192	9290018191	Wireless Multi Sensor IA 10/1	0	N/A	N/A	N/A	N/A	N/A	Plastic	N/A	N/A	10	2600
476333	9137010377	LCN1840/05 - Gateway NA	0	N/A	N/A	N/A	N/A	N/A	Plastic	N/A	N/A	10	TBC

# LED spots

## MasterClass LED spots

### Create beautiful experiences with light.

#### Color match your mood

Now you can match the true color spectrum of halogens to make spaces bright, vivid and refreshing. Perfect color saturation (CRI97) and an enhanced red spectrum make for a warmer, richer light and vivid reds, creating a truly comfortable ambience.

#### Dim to the exact light level

You get deep dimming (to below 5%) for the exact light level you need and improved dimmer compatibility. Smooth and Constant light for exceptionally comfortable viewing.

### Hassle-free replacement

These are hassle-free, 1-for-1 retrofits that make re-lamping and renovation easy. Lifetime is 40,000 hours<sup>2</sup> with low lumen depreciation, which makes the ExpertColor range an excellent choice for professional “long-life” applications.

#### Product features:

- Single optic lamps deliver greater visual comfort and increase merchandise “pop”
- Emit virtually no UV/IR light in the beam
- Uniform beam distribution
- 90+ CRI
- 40,000 hours<sup>2</sup>
- Contains no mercury

## MasterClass ExpertColor

### Create a perfect ambience for any environment.

Philips ExpertColor LED lamps with single optic technology combines a contemporary look and color quality of traditional halogens while using a fraction of the energy.

#### Product features:

- 40,000 hours
- Easy to replace/retro-fit – “Perfect fit” in most current halogen fixtures
- Optimized look and feel of product
- 5-year limited component warranty depending upon operating hours<sup>3</sup>



# MasterClass ExpertColor PAR

Ordering, electrical and technical data (Subject to change without notice)



E26

Product Number	Model Number	Ordering Code	Volts	Watts (W)	Base	CRI	Life <sup>2</sup> (Hrs)	MBCP	Beam Angle	Case Qty	Pallet Qty	Lumens (lm)	Life (Yrs.)	Energy Cost	Color Temp (K)
<b>MasterClass ExpertColor PAR20</b>															
535260	9290019218	8.5PAR20/PER/927/F25/DIM/EC/120V 6/1FB	120	8.5	E26	95	25,000	2450	40	6	2244	600	22.8	\$1.02	2700
535328	9290019224	8.5PAR20/PER/927/F25/DIM/EC/120V B 6/1FB	120	8.5	E26	95	25,000	2450	25	6	2244	600	22.8	\$1.02	2700
535294	9290019221	8.5PAR20/PER/927/F40/DIM/EC/120V 6/1FB	120	8.5	E26	95	25,000	1050	40	6	2244	600	22.8	\$1.02	2700
535286	9290019220	8.5PAR20/PER/940/F25/DIM/EC/120V 6/1FB	120	8.5	E26	95	25,000	2650	25	6	2244	640	22.8	\$1.02	4000
535310	9290019223	8.5PAR20/PER/940/F40/DIM/EC/120V 6/1FB	120	8.5	E26	95	25,000	1150	25	6	2244	640	22.8	\$1.02	4000
535278	9290019219	8.5PAR20/PER/930/F25/DIM/EC/120V 6/1FB	120	8.5	E26	95	25,000	2550	40	6	2244	610	22.8	\$1.02	3000
535336	9290019225	8.5PAR20/PER/930/F25/DIM/EC/120V B 6/1FB	120	8.5	E26	95	25,000	2550	25	6	2244	610	22.8	\$1.02	3000
535300	9290019222	8.5PAR20/PER/930/F40/DIM/EC/120V 6/1FB	120	8.5	E26	95	25,000	1100	40	6	2244	610	22.8	\$1.02	3000
<b>MasterClass ExpertColor PAR30L</b>															
47095-4	9290013409	12PAR30L/EC/F25/927/DIM/120V 6/1	120	12	E26	95	40,000	4200	25	6	768	800	36.5	\$1.45	2700
47096-2	9290013410	12PAR30L/EC/F40/927/DIM/120V 6/1	120	12	E26	95	40,000	1800	40	6	768	800	36.5	\$1.45	2700
47103-7	9290012856	12PAR30L/EC RETAIL/S10/930/DIM 6/1	120	12	E26	95	40,000	10,000	10	6	768	880	36.5	\$1.45	3000
47104-5	9290012857	12PAR30L/EC RETAIL/F25/930/DIM 6/1	120	12	E26	95	40,000	4500	25	6	768	880	36.5	\$1.45	3000
47105-2	9290012858	12PAR30L/EC RETAIL/F40/930/DIM 6/1	120	12	E26	95	40,000	2000	40	6	768	880	36.5	\$1.45	3000
47097-0	9290013411	12PAR30L/EC/F25/940/DIM/120V 6/1	120	12	E26	95	40,000	4800	25	6	768	900	36.5	\$1.45	4000
47098-8	9290013412	12PAR30L/EC/F40/940/DIM/120V 6/1	120	12	E26	95	40,000	2100	40	6	768	900	36.5	\$1.45	4000
<b>MasterClass ExpertColor PAR30S</b>															
47089-8	9290013402	12PAR30S/EC/S10/927/DIM/120V 6/1	120	12	E26	95	40,000	9500	10	6	960	800	36.5	\$1.45	2700
47090-6	9290013403	12PAR30S/EC/F25/927/DIM/120V 6/1	120	12	E26	95	40,000	4200	25	6	960	800	36.5	\$1.45	2700
47092-2	9290013406	12PAR30S/EC/F25/927/DIM/120V B 6/1	120	12	E26	95	40,000	4200	25	6	960	800	36.5	\$1.45	2700
47091-4	9290013404	12PAR30S/EC/F40/927/DIM/120V 6/1	120	12	E26	95	40,000	1800	40	6	960	800	36.5	\$1.45	2700
47106-0	9290012859	12PAR30S/EC RETAIL/S10/930/DIM 6/1	120	12	E26	95	40,000	10,000	10	6	960	880	36.5	\$1.45	3000
47107-8	9290012860	12PAR30S/EC RETAIL/F25/930/DIM 6/1	120	12	E26	95	40,000	4500	25	6	960	880	36.5	\$1.45	3000
47109-4	9290012862	12PAR30S/EC RETAIL/F25/930/DIM 6/1	120	12	E26	95	40,000	4500	25	6	960	880	36.5	\$1.45	3000
47108-6	9290012861	12PAR30S/EC RETAIL/F40/930/DIM 6/1	120	12	E26	95	40,000	2000	40	6	960	880	36.5	\$1.45	3000
47178-9	9290013697	12PAR30S/EXPERTCOLOR/S10/940/DIM/120V	120	12	E26	90	40,000	10,500	10	6	960	900	36.5	\$1.45	4000
47093-0	9290013407	12PAR30S/EC/F25/940/DIM/120V 6/1	120	12	E26	95	40,000	4800	25	6	960	900	36.5	\$1.45	4000
47094-8	9290013408	12PAR30S/EC/F40/940/DIM/120V 6/1	120	12	E26	95	40,000	2100	40	6	960	900	36.5	\$1.45	4000
<b>MasterClass ExpertColor PAR38</b>															
47082-3	9290013394	17PAR38/EC/S8/927/DIM/120V 10/1	120	17	E26	95	40,000	21,000	8	6	420	1100	36.5	\$2.05	2700
47083-1	9290013395	17PAR38/EC/F25/927/DIM/120V 6/1	120	17	E26	95	40,000	5800	25	6	420	1100	36.5	\$2.05	2700
47086-4	9290013398	17PAR38/EC/F25/927/DIM/120V B 6/1	120	17	E26	95	40,000	5800	25	6	420	1100	36.5	\$2.05	2700
47084-9	9290013396	17PAR38/EC/F40/927/DIM/120V 6/1	120	17	E26	95	40,000	2600	40	6	420	1100	36.5	\$2.05	2700
47099-6	9290012852	17PAR38/EC RETAIL/S8/930/DIM 6/1	120	17	E26	95	40,000	22,000	8	6	420	1200	36.5	\$2.05	3000
47100-3	9290012853	17PAR38/EC RETAIL/F25/930/DIM 6/1	120	17	E26	95	40,000	6000	25	6	420	1200	36.5	\$2.05	3000
47102-9	9290012855	17PAR38/EC RETAIL/F25/930/DIM 6/1	120	17	E26	95	40,000	6000	25	6	420	1200	36.5	\$2.05	3000
47101-1	9290012854	17PAR38/EC RETAIL/F40/930/DIM 6/1	120	17	E26	95	40,000	2700	40	6	420	1200	36.5	\$2.05	3000
47179-7	9290013698	17PAR38/EXPERTCOLOR/S8/940/DIM/120V 6/1	120	17	E26	90	40,000	25,000	8	6	420	1300	36.5	\$2.05	4000
47087-2	9290013400	17PAR38/EC/F25/940/DIM/120V 6/1	120	17	E26	95	40,000	6500	25	6	420	1250	36.5	\$2.05	4000
47088-0	9290013401	17PAR38/EC/F40/940/DIM/120V 6/1	120	17	E26	95	40,000	3000	40	6	420	1250	36.5	\$2.05	4000

Footnotes on page 4.

## MasterClass party bulbs

Ordering, electrical and technical data (Subject to change without notice)



E26

Product Number	Model Number	Ordering Code	Volts	Watts (W)	Base	CRI	Life (Hrs)	MBCP	Beam Angle	Case Qty	Pallet Qty	Lumens (lm)	Color Temp (K)
<b>MasterClass PAR38 party bulbs</b>													
W 46907-2	929001306513	13.5PAR38/BLUE/FLOOD/ND ULW 1/4	120	13	E26	90	10,000	n/a	n/a	6	448	90	Blue
W 46909-8	929001306713	13.5PAR38/GREEN/FLOOD/ND ULW 1/4	120	13	E26	90	10,000	n/a	n/a	6	448	90	Green
W 46908-0	929001306613	13.5PAR38/YELLOW/FLOOD/ND ULW 1/4	120	13	E26	90	10,000	n/a	n/a	6	448	90	Yellow
W 46910-6	929001306813	13.5PAR38/RED/FLOOD/ND ULW 1/4	120	13	E26	90	10,000	n/a	n/a	6	448	90	Red

## Title 20 PARs

Ordering, electrical and technical data (Subject to change without notice)



E26

Product Number	Model Number	Ordering Code	Volts	Watts (W)	Repl. Watts (W)	Base	CRI	Life <sup>1</sup> (Hrs)	MBCP	Beam Angle	Case Qty	Pallet Qty	Lumens (lm)	Color Temp (K)
<b>Title 20 PAR30L dimmable bulbs</b>														
T20 535419	9290018539	11.3PAR30L/PER/930/F25/DIM/120V 6/1FBT20	120	11.3	75	E26	90	25,000	4500	25	6	768	850	3000
T20 535427	9290018540	11.3PAR30L/PER/930/F40/DIM/120V 6/1FBT20	120	11.3	75	E26	90	25,000	2000	40	6	768	850	3000
<b>Title 20 PAR30S dimmable bulbs</b>														
T20 535393	9290018541	11.3PAR30S/PER/930/F25/DIM/120V 6/1FBT20	120	11.3	75	E26	90	25,000	4500	25	6	960	850	3000
T20 535400	9290018542	11.3PAR30S/PER/930/F40/DIM/120V 6/1FBT20	120	11.3	75	E26	90	25,000	2000	40	6	960	850	3000
<b>Title 20 PAR38 dimmable bulbs</b>														
T20 534859	9290018537	16.5PAR38/PER/930/F25/DIM/120V 6/1FB T20	120	16.5	120	E26	90	25,000	6000	25	6	384	1250	3000
T20 534867	9290018538	16.5PAR38/PER/930/F40/DIM/120V 6/1FB T20	120	16.5	120	E26	90	25,000	2700	40	6	384	1250	3000
T20 534875	9290019091	16.5PAR38/PER/927/F25/DIM/120V 6/1FB T20	120	16.5	120	E26	90	25,000	5800	25	6	384	1150	2700
T20 534883	9290019092	16.5PAR38/PER/927/F40/DIM/120V 6/1FB T20	120	16.5	120	E26	90	25,000	2600	40	6	384	1150	2700

<sup>T20</sup> Title 20 qualified.

# MasterClass TrueForce

**Brighter, high performance lighting with contemporary aesthetic design.**

Philips LED TrueForce PAR high lumen lamps are the perfect transition from CDM lamps to LED.

Product features:

- Unique single-optic lens design for accent lighting, reduces glare to improve shopper experience
- 25,000-hour rated average life for Energy Star® qualified lamps<sup>7</sup>
- Select lamps available in black finish
- 3-year limited warranty depending upon operating hours<sup>3</sup>

## MasterClass TrueForce PAR

Ordering, electrical and technical data (Subject to change without notice)



Product Number	Model Number	Ordering Code	Volts	Watts (W)	Base	CRI	Life <sup>2</sup> (Hrs)	MBCP	Beam Angle	Case Qty	Pallet Qty	Lumens (lm)	Life (Yrs.)	Energy Cost	Color Temp (K)
<b>MasterClass TrueForce PAR30L</b>															
534644	9290019170	25.5PAR30L/PER/830/S15/ND/120-277V 6/1FB	120-277	25.5	E26	80	25,000	16,000	15	6	768	2500	22.8	\$3.07	3000
534651	9290019171	25.5PAR30L/PER/830/F25/ND/120-277V 6/1FB	120-277	25.5	E26	80	25,000	11,500	25	6	768	2500	22.8	\$3.07	3000
534669	9290019172	25.5PAR30L/PER/930/S15/ND/120-277V 6/1FB	120-277	25.5	E26	90	25,000	13,500	15	6	768	2150	22.8	\$3.07	3000
534677	9290019173	25.5PAR30L/PER/930/F25/ND/120-277V 6/1FB	120-277	25.5	E26	90	25,000	10,000	25	6	768	2150	22.8	\$3.07	3000
<b>MasterClass TrueForce PAR30S</b>															
534685	9290019174	23PAR30s/PER/930/S15/ND/120V 6/1FB	120	23	E26	90	25,000	12,000	15	6	960	1900	22.8	\$2.77	3000
534693	9290019175	23PAR30s/PER/930/F25/ND/120V 6/1FB	120	23	E26	90	25,000	9,000	25	6	960	1900	22.8	\$2.77	3000
<b>MasterClass TrueForce PAR38</b>															
46511-2	9290012669	32PAR38/LED/830/S15/ND SO-B 120V 6/1	120	32	E26	80	25,000	28,000	30	6	420	2800	22.8	\$3.85	3000
46512-0	9290012670	32PAR38/LED/830/F25/ND SO-B 120V 6/1	120	32	E26	80	25,000	8500	30	6	420	2800	22.8	\$3.85	3000
46051-9	9290012023	32PAR38/LED/830/S15/ND SO 120V 6/1	120	32	E26	80	3000	25,000	15	6	420	2800	22.8	\$3.85	3000
46052-7	9290012024	32PAR38/LED/830/F25/ND SO 120V 6/1	120	32	E26	80	3000	25,000	25	6	420	2800	22.8	\$3.85	3000
534602	9290019168	33PAR38/PER/830/S15/DIM/120V 6/1FB	120	33	E26	80	25,000	35,000	15	6	420	3000	22.8	\$3.97	3000
534610	9290019169	33PAR38/PER/830/F25/DIM/120V 6/1FB	120	33	E26	80	25,000	10,000	25	6	420	3000	22.8	\$3.97	3000
534628	9290019196	33PAR38/PER/830/S15/DIM/120V B 6/1FB	120	33	E26	80	25,000	35,000	15	6	420	3000	22.8	\$3.97	3000
534636	9290019197	33PAR38/PER/830/F25/DIM/120V B 6/1FB	120	33	E26	80	25,000	10,000	25	6	420	3000	22.8	\$3.97	3000

# MasterClass LED MR16

The MR16 spot truly enhances the presentation of silver jewelry, adding sparkle to the items on display.

- Long lifetime
- Clearly defined beam spread
- Compatible with most commonly available halogen transformers.
- Exclusively suited for electronic transformers
- Deep dimming down to 5%

## MasterClass MR16

Ordering, electrical and technical data (Subject to change without notice)



GU5.3

Product Number	Model Number	Ordering Code	Volts	Base	CRI	Life <sup>2</sup> (Hrs)	MBCP	Beam Angle	Case Qty	Pallet Qty	Lumens (lm)	Life (Yrs.)	Energy Cost	Color Temp (K)	MOL (in.)
<b>MasterClass ExpertColor MR16</b>															
47013-8	9290018725	7.8MR16/PER/927/S10/Dim/EC/12V 10/1FB	12	GU5.3	95	40,000	5215	10	10	6840	465	36.5	\$1.57	2700	1.99
47016-1	9290018728	7.8MR16/PER/927/F25/Dim/EC/12V 10/1FB	12	GU5.3	95	40,000	2330	25	10	6840	465	36.5	\$1.57	2700	1.99
47019-5	9290018731	7.8MR16/PER/927/F35/Dim/EC/12V 10/1FB	12	GU5.3	95	40,000	1315	35	10	6840	465	36.5	\$1.57	2700	1.99
47014-6	9290018726	7.8MR16/PER/930/S10/Dim/EC/12V 10/1FB	12	GU5.3	95	40,000	5215	10	10	6840	480	36.5	\$1.57	2700	1.99
47017-9	9290018729	7.8MR16/PER/930/F25/Dim/EC/12V 10/1FB	12	GU5.3	95	40,000	2330	25	10	6840	480	36.5	\$1.57	3000	1.99
47020-3	9290018732	7.8MR16/PER/930/F35/Dim/EC/12V 10/1FB	12	GU5.3	95	40,000	1315	35	10	6840	480	36.5	\$1.57	3000	1.99
47015-3	9290018727	7.8MR16/PER/940/S10/Dim/EC/12V 10/1FB	12	GU5.3	95	40,000	5215	10	10	6840	490	36.5	\$1.57	3000	1.99
47018-7	9290018730	7.8MR16/PER/940/F25/Dim/EC/12V 10/1FB	12	GU5.3	95	40,000	2330	25	10	6840	490	36.5	\$1.57	4000	1.99
47021-1	9290018733	7.8MR16/PER/940/F35/Dim/EC/12V 10/1FB	12	GU5.3	95	40,000	1315	35	10	6840	490	36.5	\$1.57	4000	1.99
<b>MasterClass Warm Glow MR16</b>															
45453-8	9290011278	6.5MR16/F25/2700-2200 DIM 12V 10/1	12	GU5.3	80	25,000	1750	25	10	6110	410	22.8	\$1.31	3000	1.99
45454-6	9290011279	6.5MR16/F35/2700-2200 DIM 12V 10/1	12	GU5.3	80	25,000	900	35	10	6110	410	22.8	\$1.31	2700	1.99

## Title 20 MR16s

Ordering, electrical and technical data (Subject to change without notice)



GU5.3

Product Number	Model Number	Ordering Code	Volts	Watts (W)	Repl. Watts (W)	Base	CRI	Life (Hrs)	MBCP	Beam Angle	Case Qty	Pallet Qty	Lumens (lm)	Color Temp (K)
<b>Title 20 MR16 dimmable bulbs</b>														
T20 479139	9290018543	6.5MR16/LED/F25/927/D/EC/12V T20 10/1FB	12	6.5	42	GU5.3	90	25,000	1960	25	10	6840	485	2700
T20 479147	9290018544	6.5MR16/LED/F25/930/D/EC/12V T20 10/1FB	12	6.5	42	GU5.4	90	25,000	1960	25	10	6840	485	3000
T20 479162	9290018545	6.5MR16/LED/F35/927/D/EC/12V T20 10/1FB	12	6.5	42	GU5.5	90	25,000	1110	35	10	6840	485	2700
T20 479170	9290018546	6.5MR16/LED/F35/930/D/EC/12V T20 10/1FB	12	6.5	42	GU5.6	90	25,000	1110	35	10	6840	485	3000

T20 Title 20 qualified.

# MasterClass LED AR111

With an elegant new design, MasterClass LED AR111 creates a brilliant visual effect for retail and hospitality applications like shops, showrooms and galleries. The high quality light brings out the true colors in merchandise, including reds. With excellent rendering of 90+ CRI and R9>50, colors stay vibrant and natural, enhancing the appeal of everything on display.

- Dimmable
- High quality of light
- Unique lens design

## MasterClass AR111

Ordering, electrical and technical data (Subject to change without notice)



GX53

Product Number	Model Number	Ordering Code	Volts	Base	CRI	Life <sup>2</sup> (Hrs)	MBCP	Beam Angle	Case Qty	Pallet Qty	Lumens (lm)	Life (Yrs.)	Energy Cost	Color Temp (K)
<b>MasterClass AR111</b>														
46377-8	9290012439	12AR111/LED/927/S8 DIM 12V FB 1PK 6/1	12	GX53	90	40,000	7800	8	6	858	600	36.5	\$1.45	2700
46378-6	9290012440	12AR111/LED/930/S8 DIM 12V FB 1PK 6/1	12	GX53	90	40,000	8000	8	6	858	610	36.5	\$1.45	3000
46014-7	9290011702	16AR111/LED/927/F25 DIM 12V FB 1PK 6/1	12	GX53	90	40,000	3900	25	6	858	740	36.5	\$1.93	2700
46015-4	9290011704	16AR111/LED/927/F40 DIM 12V FB 1PK 6/1	12	GX53	90	40,000	1400	40	6	858	740	36.5	\$1.93	2700
45855-4	9290011703	16AR111/LED/930/F25 DIM 12V 6/1	12	GX53	90	40,000	1660	25	6	858	780	36.5	\$1.93	3000
46013-9	9290011708	20AR111/LED/827/F25/DIM 12V 6/1	12	GX53	80	25,000	5800	25	6	858	1340	22.8	\$2.41	2700
45856-2	9290011706	20AR111/LED/830/F15 DIM 12V FB 1PK 6/1	12	GX53	80	25,000	8500	15	6	858	1280	22.8	\$2.41	3000
45857-0	9290011709	20AR111/LED/830/F25 DIM 12V 6/1	12	GX53	80	25,000	6600	25	6	858	1280	22.8	\$2.41	3000

## CorePro LED spots

CorePro LED spots are a perfect fit for spot lighting and deliver halogen-like light. The PARs feature a glass housing and a beautifully crafted lens, matching the look and feel of a halogen lamp, while providing all of the LED benefits. Those who experience the light will be delighted by the uniform beam, natural color and absence of flicker or stroboscopic effects throughout the full dimming range.

## CorePro LED PAR

Everything you value in LED PARs with a classic glass design for a familiar look.

Thanks to a single optic beam, the latest LED spots provide a clean beam that's free from shadows with beam angles from 15 and 40 degrees to suit every general lighting application.

- 25,000 hours<sup>2</sup>
- Emit virtually no UV/IR light in the beam
- CRI 80
- 3-year limited warranty<sup>3</sup>
- Contains no mercury

### CorePro Glass PAR (1 of 2)

Ordering, electrical and technical data (Subject to change without notice)



Product Number	Model Number	Ordering Code	Volts	Watts (W)	Base	CRI	Life <sup>2</sup> (Hrs)	MBCP	Beam Angle	Case Qty	Pallet Qty	Lumens (lm)	Life (Yrs.)	Energy Cost	Color Temp (K)
<b>CorePro Glass PAR20</b>															
47111-0	9290013165	7PAR20/LED/F25/830/E26/GL/DIM 120V 6/1	120	7	E26	80	25,000	1500	25	6	2244	500	22.8	\$0.84	3000
47114-4	9290013169	7PAR20/LED/F40/830/E26/GL/DIM 120V 6/1	120	7	E26	80	25,000	1000	40	6	2244	500	22.8	\$0.84	3000
47112-8	9290013167	7PAR20/LED/F25/840/E26/GL/DIM 120V 6/1	120	7	E26	80	25,000	1500	25	6	2244	500	22.8	\$0.84	4000
47115-1	9290013170	7PAR20/LED/F40/840/E26/GL/DIM 120V 6/1	120	7	E26	80	25,000	1000	40	6	2244	500	22.8	\$0.84	4000
47110-2	9290013172	7PAR20/LED/827-822/F25/GL/DIM 1PK 6/1	120	7	E26	80	25,000	1500	25	6	2244	500	22.8	\$0.84	2700 WG
47113-6	9290013173	7PAR20/LED/827-822/F40/GL/DIM 1PK 6/1	120	7	E26	80	25,000	800	40	6	2244	500	22.8	\$0.84	2700 WG
<b>CorePro Glass PAR30L</b>															
52970-1	9290013215	10PAR30L/LED/827/F25/DIM/ULW/120V 6/1FB	120	10	E26	80	25,000	3300	25	6	768	800	22.8	\$1.20	2700
52971-9	9290013216	10PAR30L/LED/830/F25/DIM/ULW/120V 6/1FB	120	10	E26	80	25,000	3300	25	6	768	850	22.8	\$1.20	3000
52972-7	9290013218	10PAR30L/LED/840/F25/DIM/ULW/120V 6/1FB	120	10	E26	80	25,000	3300	25	6	768	850	22.8	\$1.20	4000
52973-5	9290013220	10PAR30L/LED/827/F40/DIM/ULW/120V 6/1FB	120	10	E26	80	25,000	1600	40	6	768	800	22.8	\$1.20	2700
52974-3	9290013221	10PAR30L/LED/830/F40/DIM/ULW/120V 6/1FB	120	10	E26	80	25,000	1600	40	6	768	850	22.8	\$1.20	3000
52975-0	9290013223	10PAR30L/LED/840/F40/DIM/ULW/120V 6/1FB	120	10	E26	80	25,000	1600	40	6	768	850	22.8	\$1.20	4000



## CorePro Glass PAR (2 of 2)

Ordering, electrical and technical data (Subject to change without notice)



E26

LED spots

Product Number	Model Number	Ordering Code	Volts	Watts (W)	Base	CRI	Life <sup>2</sup> (Hrs)	MBCP	Beam Angle	Case Qty	Pallet Qty	Lumens (lm)	Life (Yrs.)	Energy Cost	Color Temp (K)
<b>CorePro Glass PAR30S</b>															
52976-8	9290013204	10PAR30S/LED/827/F25/DIM/ULW/120V 6/1FB	120	10	E26	80	25,000	3300	25	6	1056	800	22.8	\$1.20	2700
52977-6	9290013205	10PAR30S/LED/830/F25/DIM/ULW/120V 6/1FB	120	10	E26	80	25,000	3300	25	6	1056	850	22.8	\$1.20	3000
52978-4	9290013207	10PAR30S/LED/840/F25/DIM/ULW/120V 6/1FB	120	10	E26	80	25,000	3300	25	6	1056	850	22.8	\$1.20	4000
52979-2	9290013209	10PAR30S/LED/827/F40/DIM/ULW/120V 6/1FB	120	10	E26	80	25,000	1600	40	6	1056	800	22.8	\$1.20	2700
52980-0	9290013210	10PAR30S/LED/830/F40/DIM/ULW/120V 6/1FB	120	10	E26	80	25,000	1600	40	6	1056	850	22.8	\$1.20	3000
52981-8	9290013212	10PAR30S/LED/840/F40/DIM/ULW/120V 6/1FB	120	10	E26	80	25,000	1600	40	6	1056	850	22.8	\$1.20	4000
<b>CorePro Glass PAR38</b>															
52950-3	9290013183	14PAR38/LED/827/F25/DIM/ULW/120V 6/1FB	120	14	E26	80	25,000	5700	25	6	384	1150	22.8	\$1.69	2700
52952-9	9290013184	14PAR38/LED/830/F25/DIM/ULW/120V FB 6/1	120	14	E26	80	25,000	6000	25	6	384	1200	22.8	\$1.69	3000
47467-6	9290013185	14PAR38/LED/835/F25/GL/DIM FB 1PK 6/1	120	14	E26	80	25,000	5700	25	6	384	1200	22.8	\$1.69	3500
52953-7	9290013186	14PAR38/LED/840/F25/DIM/ULW/120V 6/1FB	120	14	E26	80	25,000	6000	25	6	384	1200	22.8	\$1.69	4000
52954-5	9290013187	14PAR38/LED/850/F25/DIM/ULW/120V 6/1FB	120	14	E26	80	25,000	6000	25	6	384	1200	22.8	\$1.69	5000
52955-2	9290013188	14PAR38/LED/827/F40/DIM/ULW/120V 6/1FB	120	14	E26	80	25,000	2450	40	6	384	1150	22.8	\$1.69	2700
52959-4	9290013189	14PAR38/LED/830/F40/DIM/ULW/120V 6/1FB	120	14	E26	80	25,000	2500	40	6	384	1200	22.8	\$1.69	3000
47468-4	9290013190	14PAR38/LED/835/F40/GL/DIM FB 1PK 6/1	120	14	E26	80	25,000	2370	40	6	384	1200	22.8	\$1.69	3500
52960-2	9290013191	14PAR38/LED/840/F40/DIM/ULW/120V 6/1FB	120	14	E26	80	25,000	2500	40	6	384	1200	22.8	\$1.69	4000
52961-0	9290013192	14PAR38/LED/850/F40/DIM/ULW/120V 6/1FB	120	14	E26	80	25,000	2500	40	6	384	1200	22.8	\$1.69	5000
52962-8	9290013194	12PAR38/LED/827/F25/DIM/ULW/120V 6/1FB	120	12	E26	80	25,000	4100	25	6	384	850	22.8	\$1.45	2700
52963-6	9290013195	12PAR38/LED/830/F25/DIM/ULW/120V 6/1FB	120	12	E26	80	25,000	4100	25	6	384	900	22.8	\$1.45	3000
47469-2	9290013196	12PAR38/LED/835/F25/GL/DIM FB 1PK 6/1	120	12	E26	80	25,000	4000	25	6	384	900	22.8	\$1.45	3500
52964-4	9290013197	12PAR38/LED/840/F25/DIM/ULW/120V 6/1FB	120	12	E26	80	25,000	4100	25	6	384	900	22.8	\$1.45	4000
52965-1	9290013198	12PAR38/LED/850/F25/DIM/ULW/120V 6/1FB	120	12	E26	80	25,000	4100	25	6	384	900	22.8	\$1.45	5000
52966-9	9290013199	12PAR38/LED/827/F40/DIM/ULW/120V 6/1FB	120	12	E26	80	25,000	1800	40	6	384	850	22.8	\$1.45	2700
52967-7	9290013200	12PAR38/LED/830/F40/DIM/ULW/120V 6/1FB	120	12	E26	80	25,000	1900	40	6	384	900	22.8	\$1.45	3000
47470-0	9290013201	12PAR38/LED/835/F40/GL/DIM FB 1PK 6/1	120	12	E26	80	25,000	1640	40	6	384	900	22.8	\$1.45	3500
52968-5	9290013202	12PAR38/LED/840/F40/DIM/ULW/120V 6/1FB	120	12	E26	80	25,000	1900	40	6	384	900	22.8	\$1.45	4000
52969-3	9290013203	12PAR38/LED/850/F40/DIM/ULW/120V 6/1FB	120	12	E26	80	25,000	1900	40	6	384	900	22.8	\$1.45	5000

# CorePro LED PAR

## CorePro Glass GU10 and MR16

Ordering, electrical and technical data (Subject to change without notice)



Product Number	Model Number	Ordering Code	Volts	Watts (W)	Base	CRI	Life <sup>2</sup> (Hrs)	MBCP	Beam Angle	Case Qty	Pallet Qty	Lumens (lm)	Life (Yrs.)	Energy Cost	Color Temp (K)
<b>CorePro Glass GU10</b>															
47156-5	9290013582	4.5GU10/LED/822-27/F35/CLA/GL/DIM 10/1	120	4.5	GU10	80	25,000	700	35	10	5700	380	22.8	\$0.54	2700 WG
46814-0	9290013006	4.5GU10/LED/F35/830/DIM 10/1	120	4.5	GU10	80	25,000	750	35	10	5700	400	22.8	\$0.54	3000
45765-5	9290011565	5GU10/LED/827-22/F35/DIM 120V 10/1	120	5	GU10	80	25,000	700	35	10	4560	400	22.8	\$0.60	2700
<b>CorePro Single Optic MR16 7.3W</b>															
53311-7	9290018807	7.3MR16/LED/827/F25/DIM 12V 10/1FB	12	7.3	GU5.3	82	25,000	2400	25	10	8160	515	22.8	\$1.47	2700
53314-1	9290018810	7.3MR16/LED/827/F35/DIM 12V 10/1FB	12	7.3	GU5.3	82	25,000	1350	40	10	8160	515	22.8	\$1.47	2700
53312-5	9290018808	7.3MR16/LED/830/F25/DIM 12V 10/1FB	12	7.3	GU5.3	82	25,000	2500	10	10	8160	515	22.8	\$1.47	3000
53315-8	9290018811	7.3MR16/LED/830/F35/DIM 12V 10/1FB	12	7.3	GU5.3	82	25,000	1350	25	10	8160	515	22.8	\$1.47	3000
53351-3	9290018813	8.5MR16/LED/827/F25/DIM 12V 10/1FB	12	7.3	GU5.3	0	25,000	2900	40	10	8160	621	22.8	\$1.71	2700
53318-2	9290018816	8.5MR16/LED/827/F35/DIM 12V 10/1FB	12	7.3	GU5.3	0	25,000	1500	25	10	8160	621	22.8	\$1.71	2700
53317-4	9290018814	8.5MR16/LED/830/F25/DIM 12V 10/1FB	12	7.3	GU5.3	0	25,000	2900	25	10	8160	621	22.8	\$1.71	2700
53319-0	9290018817	8.5MR16/LED/830/F35/DIM 12V 10/1FB	12	7.3	GU5.3	0	25,000	1500	25	10	8160	621	22.8	\$1.71	3000
53352-1	9290018815	8.5MR16/LED/840/F25/DIM 12V 10/1FB	12	7.3	GU5.3	0	25,000	2900	25	10	8160	621	22.8	\$1.71	3000
53333-1	9290018818	8.5MR16/LED/840/F35/DIM 12V 10/1FB	12	7.3	GU5.3	0	25,000	1500	40	10	8160	621	22.8	\$1.71	4000

# LED bulbs

## MasterClass A-shape LED bulbs

The MasterClass range of LED bulbs delivers smooth dimming down to 10% or less in a variety of color temperatures ideal for a variety of applications.

- High performance dimming
- Longest lifetime<sup>8</sup>
- Superior light quality<sup>8</sup>
- Maximum energy savings<sup>8</sup>

### MasterClass A-shape (1 of 2)

Ordering, electrical and technical data (Subject to change without notice)



	Product Number	12NC	Description	Watts (W)	Lumens (lm)	Volts	CRI	Life <sup>2</sup> (Hrs)	Color Temp (K)	Material	Finish	Legend	Estimated Release Date
<b>A19 40W lamp equivalent dimming</b>													
D	479428	929001837104	5.5A19/PER/827-22/P/E26/WG 6/1FB	5.5	450	120	80	25,000	2700-2200	Plastic	Frosted	B	
D	462515	929001215104	6A19/LED/827-22/CL/DIM 120V	6.0	480	120	80	25,000	2700-2200	Glass	Clear	D	
W	549485	929001969504	5A19/PER/927-922/CL/G/E26/WGX 1FB T20	8.8	800	120	90	15,000	2700-2200	Glass	Clear	G	Q3
D	479428	929001940704	5A19/PER/927-22/P/E26/WG 6/1FB T20	5	450	120	90	25,000	2700-2200	Plastic	Frosted	A	
<b>A19 60W lamp equivalent dimming</b>													
	536920	929001933404	8A19/PER/822-827/E26/CL/G/WGX 10/1CT	8	800	120	80	25,000	2700-2000	Glass	Clear	F	
D	470799	929001315604	8.5A19/AMB/822-27/E26/CL/GL/WGD CT 1PK	8.5	800	120	80	25,000	2700-2200	Glass	Clear	I	
	479444	929001837304	9.5A19/PER/827-22/P/E26/WG 6/1FB	9.5	800	120	80	25,000	2700-2200	Plastic	Frosted	B	
	462531	929001214904	10A19/LED/827-22/CL/DIM 120V	10.0	800	120	80	25,000	2700-2200	Glass	Clear	D	
W	549493	929001969604	8A19/PER/927-922/CL/G/E26/WGX 1FB T20	8	800	120	90	15,000	2700-2200	Glass	Clear	H	Q3
D	479444	929001940904	8.8A19/PER/927-22/P/E26/WG 6/1FB T20	8.8	800	120	90	25,000	2700-2200	Plastic	Frosted	A	
<b>A21 75W equivalent lamps dimming</b>													
D	479469	929001941104	12.2A21/PER/927-22/P/E26/WG 6/1FB T20	12.2	1100	120	90	25,000	2700-2200	Plastic	Frosted	C	
<b>A21 100W equivalent lamps dimming</b>													
	472514	929001260504	16A21/LED/822-27/E26/Dim 120V FB 1PK	16	1600	120	80	25,000	2700-2200	Plastic	Frosted	C	
	479485	929001837704	16A21/PER/827-22/P/E26/WG 6/1FB	16	1600	120	80	25,000	2700-2200	Plastic	Frosted	C	
D	479485	929001941304	16A21/PER/927-22/P/E26/WG 6/1FB T20	16	1600	120	90	25,000	2700-2200	Plastic	Frosted	C	

## MasterClass A-shape (2 of 2)

Ordering, electrical and technical data (Subject to change without notice)



Product Number	12NC	Description	Watts (W)	Lumens (lm)	Volts	CRI	Life <sup>2</sup> (Hrs)	Color Temp (K)	Material	Finish	Legend	Estimated Release Date
<b>3-way switching lamps</b>												
459164	929001174204	18A21/LED/827 3WAY ND 120V	5/8/18	450/800/1600	120	80	25,000	2700	Plastic	Frosted	1	
472548	929001356004	23A21/LED/827/E26d/3WAY/ND 120V FB 1PK	8/16/23	620/1600/2150	120	80	15,000	2700	Plastic	Frosted	1	
<b>SceneSwitch lamps</b>												
464965	929001261304	9.5A19/LED/827-25-22/ND SSWG 120V 6/1	9/4/2	120	800-320-80	80	15,000	2700 - 2500 - 2200	Plastic	Frosted	2	
464973	929001261404	9.5A19/LED/850/ND SSDL 120V 6/1	9/3/1	120	800-320-80	80	15,000	5000	Plastic	Frosted	2	
464957	929001263204	9.5A19/LED/827-50-22/ND SSCC 120V	9.5	120	800-800-80	80	15,000	2700 - 5000 - 2200	Plastic	Frosted	2	
<b>Dusk to Dawn lamps</b>												
466581	929001261504	8A19/LED/827/ND D2D 120V 6/1	8.0	120	800	80	25,000	2700	Plastic	Frosted	3	
<b>A19 party bulbs (images below)</b>												
W 538256	929001937503	4A19/LED/PURPLE/G/E26/ND 6/1BC	4.0	40	120	N/A	10,000	N/A	Glass	Purple	G	
W 538231	929001937303	4A19/LED/BLUE/G/E26/ND 6/1BC	4.0	40	120	N/A	10,000	N/A	Glass	Blue	H	
W 538249	929001937403	4A19/LED/GREEN/G/E26/ND 6/1BC	4.0	40	120	N/A	10,000	N/A	Glass	Green	I	
W 538223	929001937203	4A19/LED/YELLOW/G/E26/ND 6/1BC	4.0	40	120	N/A	10,000	N/A	Glass	Yellow	J	
W 538215	929001937103	4A19/LED/ORANGE/G/E26/ND 6/1BC	4.0	40	120	N/A	10,000	N/A	Glass	Orange	K	
W 538207	929001937003	4A19/LED/RED/G/E26/ND 6/1BC	4.0	40	120	N/A	10,000	N/A	Glass	Red	L	
D 463208	929001224003	BC8A19/LED/PURPLE/ND 120V	8.0	60	120	N/A	10,000	N/A	Plastic	Purple	A	
D 463257	929001998105	8A19/LED/YELLOW/P/ND 120V 4/1FB	8.0	60	120	N/A	10,000	N/A	Plastic	Yellow	D	
D 463240	929001998005	8A19/LED/BLUE/P/ND 120V 4/1FB	8.0	60	120	N/A	10,000	N/A	Plastic	Blue	B	
D 463281	929001997905	8A19/LED/GREEN/P/ND 120V 4/1FB	8.0	60	120	N/A	10,000	N/A	Plastic	Green	C	
D 463232	929001998203	8A19/LED/ORANGE/P/ND 120V 6/1BC	8.0	60	120	N/A	10,000	N/A	Plastic	Orange	E	
D 463273	929001997805	8A19/LED/RED/P/ND 120V 4/1FB	8.0	60	120	N/A	10,000	N/A	Plastic	Red	F	



# CorePro LED A-shape bulbs

The affordable LED bulb solution.

CorePro LED bulbs are compatible with existing fixtures are designed for retrofit replacement of incandescent bulbs. They deliver energy savings and minimize maintenance cost. The CorePro LED bulbs are perfect for basic lighting needs. It provides the dependable performance you expect from LED at an affordable price.

## CorePro LED A-shape (1 of 3)

Ordering, electrical and technical data (Subject to change without notice)



Product Number	12NC	Description	Watts (W)	Lumens (lm)	Volts	CRI	Life* (Hrs)	Color Temp (K)	Material	Finish	Legend	Estimated Release Date
<b>A19 40W lamp equivalent non-dimming</b>												
D	470716	929001315204 4.5A19/LED/827/E26/FR/GL/ND FB 1PK 6/1	4.5	330	120	80	15,000	2700	Plastic	Frosted	A	
D	460634	929001203604 5.5A19/LED/827/ND 120V	5.5	450	120	80	11,000	2700	Plastic	Frosted	A	
D	548214	929001957504 6.5A19/LED/827/FR/P/ND 4/2FB	6.5	450	120	80	11,000	2700	Plastic	Frosted	A	
D	460717	929001203704 5A19/LED/850/ND 120V	5.0	450	120	80	11,000	5000	Plastic	Frosted	A	
D	470724	929001315304 4.5A19/LEDClassic/E26/850/FR/ND	4.5	450	120	80	15,000	5000	Glass	Frosted	B	
D	462184	929001957903 5.5A19/LED/850/FR/P/ND 4/2FB	5.5	450	120	80	11,000	5000	Plastic	Frosted	A	
<b>A19 40W lamp equivalent dimming</b>												
W	537563	929001950953 4.5A19/VIN/820/E26/CL/GL/DIM 4/1BC T20	4.5	350	120	80	15,000	2000	Glass	Amber	C	
W	470393	929001334243 4.5A19/VIN/822/E26/CL/GL/DIM 4/1B	4.5	350	120	80	15,000	2200	Glass	Amber	C	
D	461665	929001210104 4.5A19b/LEDFilament/822/CL-A/DIM 120V	4.5	350	120	80	15,000	2200	Glass	Amber	C	
D	479840	929001836104 5.5A19/PER/827/P/E26/DIM 6/1FB	5.5	450	120	80	15,000	2700	Plastic	Frosted	D	
D	550400	929002035704 5A19/PER/927/P/E26/DIM 6/1FB T20	5	450	120	90	15,000	2700	Plastic	Frosted	D	Q3
D	532985	929001866904 5.5A19/PER/830/P/E26/DIM 6/1FB	5.5	450	120	80	15,000	3000	Plastic	Frosted	D	
D	550418	929002035804 5A19/PER/930/P/E26/DIM 6/1FB T20	5	450	120	90	15,000	3000	Plastic	Frosted	D	Q3
D	547042	929002035904 5A19/PER/940/P/E26/DIM 6/1FB T20	5	450	120	90	15,000	4000	Plastic	Frosted	D	Q3
D	479436	929001836204 5.5A19/PER/850/P/E26/DIM 6/1FB	5.5	450	120	80	15,000	5000	Plastic	Frosted	D	
W	478636	929001840104 6A19/PER/850/CL/G/DIM 6/1CT	6	450	120	80	15,000	5000	Glass	Clear	E	
W	549220	929002207804 5A19/PER/950/CL/G/E26/DIM 1FB T20	5	450	120	90	15,000	5000	Glass	Clear	TBD	Q3
D	550426	929002036004 5A19/PER/950/CL/G/E26/DIM 1FB T20	5	450	120	90	15,000	5000	Plastic	Frosted	D	Q3

## CorePro LED A-shape (2 of 3)

Ordering, electrical and technical data (Subject to change without notice)



E26

Product Number	12NC	Description	Watts (W)	Lumens (lm)	Volts	CRI	Life <sup>2</sup> (Hrs)	Color Temp (K)	Material	Finish	Legend	Estimated Release Date			
<b>A19 60W lamp equivalent non-dimming</b>															
470732	929001315404	7A19/LEDClassic/E26/827/FR/ND	7	800	120	80	15,000	2700	Glass	Frosted	B				
<b>D</b>	455501	929001135003	8.5A19/LED/827/ND 120V	8.5	800	120	80	11,000	Plastic	Frosted	A				
<b>D</b>	462510	929001135034	8.5A19/LED/827/ND 120V 2PK/4	8.0	800	120	80	11,000	Plastic	Frosted	A				
<b>D</b>	462325	929001212604	8.5A19/LED/827/CL/ND 120V	8.5	800	120	80	11,000	Glass	Clear	D				
<b>120</b>	479963	929001825704	9A19/LED/927/P/E26/ND 6/1FB T20	9	800	120	90	11,000	Plastic	Frosted	A				
<b>D</b>	462985	929001219324	10.5A19/LED/827 ND 120V	10.5	1000	120	80	11,000	Plastic	Frosted	A				
<b>D</b>	<b>120</b>	548222	10A19/LED/827/FR/P/ND 4/2FB	10	800	120	90	11,000	Plastic	Frosted	A	Q3			
<b>D</b>	470740	929001315504	7A19/LEDClassic/E26/850/FR/ND	7	800	120	80	11,000	Plastic	Frosted	B				
<b>D</b>	455600	929001135203	8A19/LED/850 ND 120V	8.0	800	120	80	11,000	Plastic	Frosted	A				
<b>D</b>	463018	929001219424	9.5A19/LED/850 ND 120V	9.5	1000	120	80	11,000	Plastic	Frosted	A				
<b>D</b>	548230	929001958004	9A19/LED/850/FR/P/ND 4/2FB	9	800	120	90	11,000	Plastic	Frosted	A	Q3			
<b>120</b>	479971	929001860104	9A19/LED/950/P/E26/ND 6/1FB T20	9	800	120	90	11,000	Plastic	Frosted	A				
<b>A19 60W lamp equivalent dimming</b>															
<b>E</b>	479857	929001836304	9.5A19/PER/827/P/E26/DIM 6/1FB	9.5	800	120	80	15,000	Plastic	Frosted	C				
<b>E</b>	465187	929001263303	BC10A19/AMB/927/DIM 120V	10.0	800	120	80	25,000	Plastic	Frosted	C				
<b>D</b>	<b>E</b>	<b>120</b>	550434	929002036104	8.8A19/PER/927/P/E26/DIM 6/1FB T20	8.8	800	120	90	15,000	2700	Plastic	Frosted	TBD	Q3
<b>E</b>	479865	929001836404	9.5A19/PER/830/P/E26/DIM 6/1FB	9.5	800	120	80	15,000	Plastic	Frosted	C				
<b>D</b>	<b>E</b>	<b>120</b>	550442	929002036204	8.8A19/PER/930/P/E26/DIM 6/1FB T20	8.8	800	120	90	15,000	3000	Plastic	Frosted	TBD	Q3
<b>D</b>	<b>E</b>	<b>120</b>	545897	929002032304	8.8A19/PER/940/P/E26/DIM 6/1FB T20	8.8	800	120	90	15,000	4000	Plastic	Frosted	TBD	Q3
<b>E</b>	479451	929001836504	9A19/PER/850/P/E26/DIM 6/1FB	9	800	120	80	15,000	Plastic	Frosted	C				
<b>E</b>	478644	929001840204	8.5A19/PER/850/CL/G/DIM 6/1CT	8.5	800	120	80	15,000	Glass	Clear	E				
<b>W</b>	<b>E</b>	<b>120</b>	549238	929002207904	8.8A19/PER/950/CL/G/E26/DIM 1FB T20	5	800	120	90	15,000	5000	Glass	Clear	F	Q3
<b>D</b>	<b>E</b>	<b>120</b>	550459	929002036304	8.8A19/PER/950/P/E26/DIM 6/1FB T20	8.8	800	120	90	15,000	5000	Plastic	Frosted	TBD	Q3

## CorePro LED A-shape (3 of 3)

Ordering, electrical and technical data (Subject to change without notice)



Product Number	12NC	Description	Watts (W)	Lumens (lm)	Volts	CRI	Life <sup>2</sup> (Hrs)	Color Temp (K)	Material	Finish	Legend	Estimated Release Date	
<b>A19 75W lamp equivalent non-dimming</b>													
D	462969	929001957703	11A19/LED/827/FR/P/ND 4/2FB	11	1000	120	80	11,000	2700	Plastic	Frosted	A	
D	463018	929001219424	9.5A19/LED/850 ND 120V	9.5	1000	120	80	11,000	5000	Plastic	Frosted	A	
D	463000	929001958103	10A19/LED/850/FR/P/ND 4/2FB	10	1000	120	80	11,000	5000	Plastic	Frosted	A	
<b>A21 75W equivalent lamps dimming</b>													
E	479873	929001857104	12A21/PER/827/P/E26/DIM 6/1FB	12	1100	120	80	15,000	2700	Plastic	Frosted	B	
D	E	550475	929002036404	12.2A21/PER/927/P/E26/DIM 6/1FB T20	12.2	1100	120	90	15000	2700	Plastic	Frosted	B Q3
E	532993	929001866804	12A21/PER/830/P/E26/DIM 6/1FB	12	1100	120	80	15,000	3000	Plastic	Frosted	B	
D	E	550483	929002036504	12.2A21/PER/930/P/E26/DIM 6/1FB T20	12.2	1100	120	90	15,000	3000	Plastic	Frosted	B Q3
D	E	547091	929002036604	12.2A21/PER/940/P/E26/DIM 6/1FB T20	12.2	1100	120	90	15,000	4000	Plastic	Frosted	B Q3
D	E	550491	929002036704	12.2A21/PER/950/P/E26/DIM 6/1FB T20	12.2	1100	120	90	15,000	5000	Plastic	Frosted	B Q3
<b>A19/A21 100W equivalent lamps non-dimming</b>													
D	461961	929001957803	14A19/LED/827/FR/P/ND 4/2FB	14	1500	120	80	11,000	2700	Plastic	Frosted	A	
D	455683	929001134904	14.5A19/LED/827 ND 120V	14.5	1500	120	80	11,000	2700	Plastic	Frosted	A	
E	479989	929001825804	18A21/LED/927/P/E26/ND 6/1FB T20	18	1500	120	90	11,000	2700	Plastic	Frosted	B	
D	548248	929001958204	12.5A19/LED/850/FR/P/ND 4/2FB	12.5	1500	120	80	11000	5000	Plastic	Frosted	A	
D	455717	929001135103	14A19/AMB/850 ND 120V	14.0	1500	120	80	11,000	5000	Plastic	Frosted	A	
E	479997	929001860204	18A21/LED/950/P/E26/ND 6/1FB T20	18	1500	120	90	11,000	5000	Plastic	Frosted	B	
<b>A21 100W equivalent lamps dimming</b>													
E	479881	929001836804	16A21/PER/827/P/E26/DIM 6/1FB	16	1600	120	80	15,000	2700	Plastic	Frosted	B	
D	E	550509	929002036804	16A21/PER/927/P/E26/DIM 6/1FB T20	16	1600	120	90	15,000	2700	Plastic	Frosted	B Q3
E	479899	929001836904	16A21/PER/830/P/E26/DIM 6/1FB	16	1600	120	80	15,000	3000	Plastic	Frosted	B	
D	E	550517	929002036904	16A21/PER/930/P/E26/DIM 6/1FB T20	16	1600	120	90	15,000	3000	Plastic	Frosted	B Q3
D	E	547125	929002037004	16A21/PER/940/P/E26/DIM 6/1FB T20	16	1600	120	90	15,000	4000	Plastic	Frosted	B Q3
E	479493	929001837004	16A21/PER/850/P/E26/DIM 6/1FB	16	1600	120	80	15,000	5000	Plastic	Frosted	B	
D	E	550525	929002037104	16A21/PER/950/P/E26/DIM 6/1FB T20	16	1600	120	90	15,000	5000	Plastic	Frosted	B Q3
<b>Large A lamps - 160W-200W-300W equivalent</b>													
E	479287	929001854704	20A30/LED/865/P/E26/ND 4/1FB	20	2300	120	80	25,000	6500	Plastic	Frosted	C	
E	479295	929001854804	24A35/LED/865/P/E26E39/ND 4/1FB	24	3000	120	80	25,000	6500	Plastic	Frosted	D	
E	479303	929001854904	42A40/LED/865/P/E26E39/ND 4/1FB	42	5000	120	80	25,000	6500	Plastic	Frosted	E	

# MasterClass LED reflectors

Ideal choice for recessed and general lighting applications which can be integrated seamlessly in recessed downlight luminaires, suitable for retail, office and residential spaces.

- up to 25,000 hour lifetime<sup>2</sup>

## MasterClass LED reflectors

Ordering, electrical and technical data (Subject to change without notice)



E26

Product Number	12NC	Description	Watts (W)	Lumens (lm)	Volts	CRI	Life <sup>2</sup> (Hrs)	Color Temp (K)	Legend	Estimated Release Date
<b>R20 lamps</b>										
<input type="checkbox"/> <input checked="" type="checkbox"/> <input checked="" type="checkbox"/> <input checked="" type="checkbox"/> T20	456979	929001155704	6R20/LED/827-22/DIM 120V	6	450	120	80	25,000	2700-2200	A
<input type="checkbox"/> <input checked="" type="checkbox"/> <input checked="" type="checkbox"/> T20	456979	929002008904	5R20/PER/927-22/P/E26/WG 6/1FB T20	5	450	120	90	25,000	2700-2200	A
<b>BR30 lamps</b>										
<input type="checkbox"/> <input checked="" type="checkbox"/> <input checked="" type="checkbox"/> T20	457044	929001870334	7.2BR30/PER/927/P/E26/DIM 4/3FB T20	7.2	650	120	90	15,000	2700-2200	B
<input type="checkbox"/> <input checked="" type="checkbox"/> <input checked="" type="checkbox"/> T20	457044	929001155504	9BR30/LED/827-22 DIM 120V	9.0	650	120	80	25,000	2700-2200	B
<b>BR40 lamps</b>										
<input type="checkbox"/> <input checked="" type="checkbox"/> <input checked="" type="checkbox"/> T20	457010	929001155804	10BR40/LED/827-22/DIM 120V 6/1	10	800	120	80	25,000	2700-2200	C
<input type="checkbox"/> <input checked="" type="checkbox"/> <input checked="" type="checkbox"/> T20	457010	929002009104	8.8BR40/PER/927-22/P/E26/WG 6/1FB T20	8.8	800	120	90	25,000	2700-2200	C



# CorePro LED reflectors

An affordable choice for recessed and general lighting applications.

• 15,000 hour lifetime<sup>2</sup>

## CorePro LED reflectors

Ordering, electrical and technical data (Subject to change without notice)



	Product Number	12NC	Description	Watts (W)	Lumens (lm)	Volts	CRI	Life <sup>2</sup> (Hrs)	Color Temp (K)	Legend	Estimated Release Date
<b>R20 lamps</b>											
D	553883	929002092204	R20/PER/927/P/E26/DIM	5	800	120	90	15,000	3000	A	Q3
D	547406	929002035304	5R20/PER/930/P/E26/DIM 6/1FB T20	5	450	120	90	15,000	3000	A	
	547414	929002035404	5R20/PER/940/P/E26/DIM 6/1FB T20	5	450	120	90	15,000	4000	A	
	548123	929002204063	5R20/PER/950/P/E26/DIM 6/1FB T20	5	450	120	90	15,000	5000	A	Q3
<b>BR30 lamps</b>											
	473843	929001391666	11BR30/827/DIM	11.0	650	120	80	11,000	2700	B	
D	465203	929001221803	BC9.5BR30/AMB/927/DIM 120V	9.5	650	120	90	15,000	2700	B	
	553891	929002092304	7.2BR30/PER/927/P/E26/DIM 4/3FB T20	7.2	650	120	90	25,000	2700	B	Q3
D	545905	929002032104	7.2BR30/PER/930/P/E26/DIM 6/1FB T20	7.2	650	120	90	15,000	2700	B	
D	545913	929002032204	7.2BR30/PER/940/P/E26/DIM 6/1FB T20	7.2	650	120	90	15,000	3000	B	
D	458067	929001155604	8BR30/LED/850/DIM 120V	8.0	650	120	80	15,000	5000	B	
D	457093	929002204125	7.2BR30/PER/950/P/E26/DIM 4/1BC T20	7.2	650	120	90	15,000	5000	B	Q3
<b>BR40 lamps</b>											
D	553909	929002092404	BR40/PER/927/P/E26/DIM	8.8	450	120	90	15,000	3000	C	Q3
D	547422	929002035504	8.8BR40/PER/930/P/E26/DIM 6/1FB T20	8.8	800	120	90	15,000	3000	C	Q3
D	547430	929002035604	8.8BR40/PER/940/P/E26/DIM 6/1FB T20	8.8	800	120	90	15,000	4000	C	Q3
D	459834	929001195004	10BR40/LED/850/DIM 120V	10	800	120	80	25,000	5000	C	
D	548115	929002204263	8.8BR40/PER/950/P/E26/DIM 6/1FB T20	8.8	800	120	90	15,000	5000	C	Q3

# MasterClass and CorePro LED recessed and surface mounted downlights

Easily convert your standard 4" or 5/6" recessed cans into a highquality, energy-efficient LED flood light. This Energy Star certified recessed retrofit downlights features a medium based socket adapter for easy installation. The Philips LED downlights have a white trim that provides a clean look and a bright white light, making it ideal for general lighting. These elegant, dimmable LED retrofit downlights is suitable for both wet and dry locations and is an ideal choice to upgrade the aesthetics of offices, conference rooms, reception and, lobby areas.

- Broad beam and soft light creates a beautiful atmosphere in any location
- UL wet design suitable for both indoor and outdoor applications
- Installs in seconds – Medium based socket adapter makes installation quick and easy

## MasterClass LED downlights

Ordering, electrical and technical data (Subject to change without notice)



E26

Product Number	12NC	Description	Watts (W)	Lumens (lm)	Volts	CRI	Life <sup>2</sup> (Hrs)	Color Temp (K)	Dimming	Legend	
<b>5"/6" downlights</b>											
<b>W</b>	801035	915005440401	Hatton LED Downlight 5"/6" G3	11	660	120	90	35,000	2700-2200	Yes	A
<b>W</b>	802389	915005706601	Hatton LED Downlight 5"/6" 2/1 G3	11	660	120	90	35,000	2700-2200	Yes	A

## CorePro LED downlights

Ordering, electrical and technical data (Subject to change without notice)

<b>4" downlights</b>											
<b>W</b>	801241	915005480201	Hatton LED Downlight 4" G3	10	600	120	90	35,000	2700	Yes	A
<b>W</b>	801258	915005480301	Hatton LED Downlight 4" G3	11	650	120	80	35,000	5000	Yes	A
<b>5"/6" downlights</b>											
<b>W</b>	801266	915005480401	Hatton LED Downlight 5"/6" G3	10	650	120	90	35,000	2700	Yes	A
<b>W</b>	801464	915005494001	Hatton LED Downlight 5"/6" 2/1 G3	11	650	120	90	35,000	2700	Yes	A
<b>W</b>	801274	915005480501	Hatton LED Downlight 5"/6" G3	11	700	120	80	35,000	5000	Yes	A
<b>4"/5"/6" disklight</b>											
<b>W</b>	800151	915005099301	DiskLight 4"/5"/6" 24/1	13	900	120	82	32,000	2700	Yes	B

# LED candle & decorative

## MasterClass LED dimmable candles and decorative lamps

Philips LED dimmable candles and decorative lamps incorporate a revolutionary new shaped prism that allows the optics to radiate brilliant, clear and sparkling white LED light. The improved light quality provides consistent color from every angle – even when dimmed in the most intimate of light levels.

- Lowers maintenance costs by reducing re-lamp frequency
- Contains no mercury
- Up to 90 CRI options available

## CorePro LED decorative

CorePro LED candles and decorative lamps are ideal for locations that need the little bit of sparkle.

- Huge energy savings when compared to incandescent



# MasterClass LED A15 lamps

Ordering, electrical and technical data (Subject to change without notice)



E26

Product Number	12NC	Description	Watts (W)	Lumens (lm)	Volts	CRI	Life <sup>2</sup> (Hrs)	Color Temp (K)	Material	Finish	Legend	Estimated Release Date	
<b>A15 40W equivalent lamps dimming</b>													
<b>W</b>	549378	929002208104	3.8A15/PER/927-922/CL/G/E12/WGX1FB T20	3.8	350	120	90	15,000	2700-2200	Glass	Clear	C	Q4
<b>W</b>	549386	929002208304	3.8A15/PER/927-922/CL/G/E26/WGX1FB T20	3.8	350	120	90	15,000	2700-2200	Glass	Clear	D	Q4
<b>D</b>	463983	929001213304	5.5A15/LED/827-22/E12/CL/DIM 120V	5.5	450	120	80	25,000	2700-2200	Glass	Clear	A	
<b>D</b>	462523	929001215004	5.5A15/LED/827-22/E26/CL/DIM 120V	5.5	450	120	80	25,000	2700-2200	Glass	Clear	B	
<b>A15 60W equivalent lamps dimming</b>													
<b>W</b>	549394	929002208404	5.5A15/PER/927-922/CL/G/E12/WGX1FB T20	5.5	500	120	90	15,000	2700-2200	Glass	Clear	C	Q4
<b>W</b>	549402	929002208604	5.5A15/PER/927-922/CL/G/E26/WGX1FB T20	5.5	500	120	90	15,000	2700-2200	Glass	Clear	D	Q4

# CorePro LED A15 lamps

Ordering, electrical and technical data (Subject to change without notice)

E26

Product Number	12NC	Description	Watts (W)	Lumens (lm)	Volts	CRI	Life <sup>2</sup> (Hrs)	Color Temp (K)	Material	Finish	Legend	Estimated Release Date	
<b>A15 25W equivalent lamps non-dimming</b>													
<b>W</b>	461111	929001209604	2A15/LEDFilament/822/CL/ND 120V	2	220	120	80	15,000	2200	Glass	Clear	B	
<b>W</b>	470534	929001334943	3A15/VIN/822/E26/CL/GL/ND 8/1BC	3	200	120	80	15,000	2200	Glass	Clear	B	
<b>A15 40W equivalent lamps dimming</b>													
<b>W</b>	548305	929002209004	5A15/PER/950/CL/G/E26/DIM 1FB T20	5	450	120	90	15,000	5000	Glass	Clear	E	Q4
<b>A15 60W equivalent lamps dimming</b>													
<b>W</b>	548313	929002209304	8A15/PER/950/CL/G/E26/DIM 1FB T20	8	800	120	90	15,000	5000	Glass	Clear	E	Q4

# MasterClass / CorePro LED G16.5

## MasterClass LED G16.5

Ordering, electrical and technical data (Subject to change without notice)



Product Number	12NC	Description	Watts (W)	Lumens (lm)	Volts	CRI	Life <sup>2</sup> (Hrs)	Color Temp (K)	Material	Finish	Legend	Estimated Release Date
<b>G16.5 25W equivalent lamps dimming</b>												
W 728	549253	929002204804	2.7	250	120	90	15,000	2700-2200	Glass	Clear	TBD	Q3
W 728	549261	929002204904	2.7	250	120	90	15,000	2700-2200	Glass	Clear	TBD	Q3
<b>G16.5 40W equivalent lamps dimming</b>												
W 728	549287	929002205104	3.8	350	120	90	15,000	2700-2200	Glass	Clear	TBD	Q3
W 728	549279	929002205004	3.8	350	120	90	15,000	2700-2200	Glass	Clear	TBD	Q3
W 728	549311	929002205404	3.8	350	120	90	15,000	2700-2200	Glass	Frosted	TBD	Q3
<b>G16.5 60W equivalent lamps dimming</b>												
W 728	549303	929002205304	5.5	500	120	90	15,000	2700-2200	Glass	Clear	TBD	Q3
W 728	549295	929002205204	5.5	500	120	90	15,000	2700-2200	Glass	Clear	TBD	Q3

## CorePro LED G16.5

Ordering, electrical and technical data (Subject to change without notice)

Product Number	12NC	Description	Watts (W)	Lumens (lm)	Volts	CRI	Life <sup>2</sup> (Hrs)	Color Temp (K)	Material	Finish	Legend	Estimated Release Date
<b>G16.5 25W equivalent lamps dimming</b>												
W E	537597	929001951353	4.5	300	120	80	15,000	2000	Glass	Amber	A	
W E	470427	929001335543	4.5	300	120	80	15,000	2200	Glass	Amber	A	
W	478750	929001843104	4.5	300	120	80	15,000	2700	Glass	Clear	B	
W	478768	929001843204	4.5	300	120	80	15,000	2700	Glass	Clear	C	
<b>G16.5 40W equivalent lamps dimming</b>												
W	549444	929002207404	3.8	350	120	90	15,000	5000	Glass	Clear	TBD	Q3
W	549436	929002207304	3.8	350	120	90	15,000	5000	Glass	Clear	TBD	Q3
W	549477	929002207704	3.8	350	120	90	15,000	5000	Glass	Frosted	TBD	Q3
<b>G16.5 60W equivalent lamps dimming</b>												
W	549469	929002207604	5.5	500	120	90	15,000	5000	Glass	Clear	TBD	Q3
W	549451	929002207504	5.5	500	120	90	15,000	5000	Glass	Clear	TBD	Q3

# MasterClass LED candles

Philips LED dimmable candles and decorative lamps incorporate a revolutionary new shaped prism that allows the optics to radiate brilliant, clear and sparkling white LED light. The light quality provides consistent color from every angle – even when dimmed in the most intimate of light levels.

- Lowers maintenance costs by reducing re-lamp frequency
- Contains no mercury
- Up to 90 CRI options available

## MasterClass LED decorative

Ordering, electrical and technical data (Subject to change without notice)



E12 E26

Product Number	12NC	Description	Watts (W)	Lumens (lm)	Volts	CRI	Life <sup>2</sup> (Hrs)	Color Temp (K)	Material	Finish	Legend	Estimated Release Date	
<b>Candles 25W equivalent lamps dimming</b>													
W	549329	929002204404	2B11/PER/927-922/CL/G/E12/WGX1FB T20	2	180	120	90	15,000	2700-2200	Glass	Clear	F	Q3
W	549246	929002204304	2BA11/PER/927-922/CL/G/E12/WGX 1FB T20	2	180	120	90	15,000	2700-2200	Glass	Clear	G	Q3
<b>Candles 40W equivalent lamps dimming</b>													
W	537613	929001951153	4.5BA11/VIN/820/E12/CL/GL/DIM 4/1BC T20	4.5	300	120	80	15,000	2000	Glass	Amber	E	
W	549568	929001969404	3.3B11/PER/927-922/CL/G/E12/WGX 1FB T20	3.3	300	120	90	15,000	2700-2200	Glass	Clear	F	Q3
W	549584	929002047204	3.3B11/PER/927-922/CL/G/E26/WGX1FB T20	3.3	300	120	90	15,000	2700-2200	Glass	Clear	H	Q3
W	549543	929001969204	3.3BA11/PER/927-922/CL/G/E12/WGX 1FB T20	3.3	300	120	90	15,000	2700-2200	Glass	Clear	G	Q3
W	549550	929001969304	3.3BA11/PER/927-922/CL/G/E26/WGX 1FB T20	3.3	300	120	90	15,000	2700-2200	Glass	Clear	H	Q3
D	457127	929001167004	4.5B12/LED/827-22/E12/DIM 120V	4.5	330	120	80	25,000	2700-2200	Glass	Clear	A	
D	457192	929001167304	4.5B12/LED/827-22/E26/DIM120V	4.5	330	120	80	25,000	2700-2200	Glass	Clear	B	
D	457218	929001167104	4.5BA12/LED/827-22/E12/DIM 120V	4.5	330	120	80	25,000	2700-2200	Glass	Clear	C	
D	458182	929001179104	4.5BA12/LED/827-22/E26/DIM 120V	4.5	330	120	80	25,000	2700-2200	Glass	Clear	D	
<b>Candles 60W equivalent lamps dimming</b>													
W	549337	929002204504	5.5B11/PER/927-922/CL/G/E12/WGX 1FB T20	5.5	500	120	90	15,000	2700-2200	Glass	Clear	F	Q3
W	549345	929002204604	5.5B11/PER/927-922/CL/G/E26/WGX 1FB T20	5.5	500	120	90	15,000	2700-2200	Glass	Clear	H	Q3
W	550250	929002051304	5.5BA11/PER/927-922/CL/G/E12/WGX 1FB T20	5.5	500	120	90	15,000	2700-2200	Glass	Clear	G	Q3
W	549576	929001970104	5.5BA11/PER/927-922/CL/G/E26/WGX 1FB T20	5.5	500	120	90	15,000	2700-2200	Glass	Clear	I	Q3
D	458695	929001182004	7B12/LED/827-22/E12/DIM 120V	7	500	120	80	25,000	2700-2200	Glass	Clear	A	
D	458661	929001182104	7B12/LED/827-22/E26/DIM 120V	7	500	120	80	25,000	2700-2200	Glass	Clear	B	
D	458638	929001182204	7F15/LED/827-22/E26/DIM 120V	7	500	120	80	25,000	2700-2200	Glass	Clear	M	
W	547959	929002091503	5.5F15/PER/927-922/CL/G/E26/WGX 1BC	5.5	500	120	90	15,000	2700-2200	Glass	Clear	J	

# CorePro LED candles

CorePro LED candles and decorative lamps are ideal for locations that need the little bit of sparkle.

- Huge energy savings when compared to incandescent

## CorePro LED decorative

Ordering, electrical and technical data (Subject to change without notice)



Product Number	12NC	Description	Watts (W)	Lumens (lm)	Volts	CRI	Life <sup>2</sup> (Hrs)	Color Temp (K)	Material	Finish	Legend	Estimated Release Date		
<b>Candles 40W equivalent lamps dimming</b>														
<b>W</b>	466524	929001268704	4.5BA11/LEDFilament/820/CL-A/DIM 120V	4.5	350	120	80	15,000	2000	Glass	Amber	D		
<b>W</b>	475830	929001335614	4.5B11/VIN/822/E12/GL_CL/DIM 1CT	4.5	300	120	80	15,000	2200	Glass	Amber	C		
<b>D</b>	461871	929001213704	4.5B11/LED/827/E12/DIM 120V	4.5	300	120	80	15,000	2700	Glass	Clear	A		
<b>D</b>	461939	929001213804	4.5B11/LED/827/E26/DIM 120V	4.5	300	120	80	15,000	2700	Glass	Clear	B		
<b>W</b>	470773	929001315004	4BA11/LEDClassic/E12/827/CL-A/DIM	4	300	120	80	15,000	2700	Glass	Amber	E		
<b>W</b>	478693	929001842504	4.5BA11/PER/827/CL/G/E12/DIM 6/1CT	4.5	300	120	80	15,000	2700	Glass	Clear	F		
<b>W</b>	478719	929001842704	4.5BA11/PER/827/CL/G/E26/DIM 6/1CT	4.5	300	120	80	15,000	2700	Glass	Clear	J		
<b>W</b>		549147	929002205904	3.3B11/PER/950/CL/G/E12/DIM 1FBT20	3.3	300	120	90	15,000	5000	Glass	Clear	H	Q3
<b>W</b>		549154	929002206004	3.3B11/PER/950/CL/G/E26/DIM 1FBT20	3.3	300	120	90	15,000	5000	Glass	Clear	I	Q3
<b>W</b>		549121	929002205704	3.3BA11/PER/950/CL/G/E12/DIM 1FB T20	3.3	300	120	90	15,000	5000	Glass	Clear	J	Q3
<b>W</b>		549139	929002205804	3.3BA11/PER/950/CL/G/E26/DIM 1FB T20	3.3	300	120	90	15,000	5000	Glass	Clear	K	Q3
<b>Candles 60W equivalent lamps dimming</b>														
<b>W</b>	478792	929001841304	5.5BA11/PER/827/CL/G/E12/DIM 6/1CT	5.5	500	120	80	15,000	2700	Glass	Amber	E		
<b>W</b>	478800	929001841404	5.5BA11/PER/827/CL/G/E26DIM 6/1CT	5.5	500	120	80	15,000	2700	Glass	Clear	G		
<b>W</b>		549410	929002206304	5.5B11/PER/950/CL/G/E12/DIM 1FBT20	5.5	500	120	90	15,000	5000	Glass	Clear	L	Q3
<b>W</b>		549428	929002206404	5.5B11/PER/950/CL/G/E26/DIM 1FBT20	5.5	500	120	90	15,000	5000	Glass	Clear	M	Q3
<b>W</b>		549162	929002206104	5.5BA11/PER/950/CL/G/E12/DIM 1FB T20	5.5	500	120	90	15,000	5000	Glass	Clear	N	Q3
<b>W</b>		549170	929002206204	5.5BA11/PER/950/CL/G/E26/DIM 1FB T20	5.5	500	120	90	15,000	5000	Glass	Clear	O	Q3

# MasterClass LED G25 globes















Philips LED dimmable candles and decorative lamps incorporate a revolutionary new shaped prism that allows the optics to radiate brilliant, clear and sparkling white LED light. The light quality provides consistent color from every angle – even when dimmed in the most intimate of light levels.

- Lowers maintenance costs by reducing re-lamp frequency
- Contains no mercury
- Up to 90 CRI options available

## MasterClass LED G25 globes

Ordering, electrical and technical data (Subject to change without notice)



Product Number	12NC	Description	Watts (W)	Lumens (lm)	Volts	CRI	Life <sup>2</sup> (Hrs)	Color Temp (K)	Material	Finish	Legend	Estimated Release Date		
<b>25W equivalent lamps dimming</b>														
<b>W</b> 	549352	929002204704	2.7G25/PER/927-922/CL/G/E26/WGX1FB T20	2.7	250	120	90	15,000	2700-2200	Glass	Clear	C	Q3	
<b>W</b> 	549360	929002208004	2.7G25/PER/927-922/FR/G/E26/WGX1FB T20	2.7	250	120	90	15,000	2700-2200	Glass	Frosted	D	Q3	
<b>40W equivalent lamps dimming</b>														
<b>W</b> 	470807	929001315704	5G25/AMB/822-27/E26/CL/GL/WGD CT 1PK	5	350	120	80	15,000	2700-2200	Glass	Clear	B		
<b>W</b> 		549501	929001969704	3.8G25/PER/927-922/CL/G/E26/WGX1FB T20	3.8	350	120	90	15,000	2700-2200	Glass	Clear	C	Q3
<b>W</b> 		549527	929001969904	3.8G25/PER/927-922/FR/G/E26/WGX1FB T20	3.8	350	120	90	15,000	2700-2200	Glass	Frosted	D	Q3
<b>60W equivalent lamps dimming</b>														
<b>W</b> 	458802	929001181704	7G25/LED/827-22/E26/CL/DIM 120V	7	450	120	80	25,000	2700-2200	Plastic	Clear	A		
<b>W</b> 	470815	929001315804	6G25/AMB/822-27/E26/CL/GL/WGD CT 1PK	6	500	120	80	15,000	2700-2200	Glass	Clear	B		
<b>W</b> 		549519	929001969804	5.5G25/PER/927-922/CL/G/E26/WGX1FB T20	5.5	500	120	90	15,000	2700-2200	Glass	Clear	E	Q3
<b>W</b> 		549535	929001970004	5.5G25/PER/927-922/FR/G/E26/WGX1FB T20	5.5	500	120	90	15,000	2700-2200	Glass	Frosted	D	Q3
<b>W</b> 	459347	929001189804	10G25/LED/827-22/E26/CL/DIM 120V	10	800	120	80	25,000	2700-2200	Plastic	Clear	A		




# CorePro LED G25 globes

CorePro LED candles and decorative lamps are ideal for locations that need the little bit of sparkle.

- Huge energy savings when compared to incandescent

## CorePro LED G25 globes

Ordering, electrical and technical data (Subject to change without notice)



Product Number	12NC	Description	Watts (W)	Lumens (lm)	Volts	CRI	Life <sup>2</sup> (Hrs)	Color Temp (K)	Material	Finish	Legend	Estimated Release Date	
<b>25W equivalent lamps dimming</b>													
W	478784	929001843404	2.7G25/PER/827/CL/G/E26/DIM 6/1CT	2.7	180	120	80	15,000	2700	Glass	Clear	C	
<b>40W equivalent lamps dimming</b>													
W	537589	929001951253	4.5G25/VIN/820/E26/CL/GL/DIM 4/1BC T20	4.5	300	120	80	15,000	2000	Glass	Clear	E	
W	475814	929001335414	4.5G25/VIN/822/E26/GL_CL/DIM 1CT	4.5	300	120	80	15,000	2200	Glass	Clear	E	
W	478859	929001840904	5G25/PER/827/FR/G/DIM 6/1CT	5	350	120	80	15,000	2700	Glass	Frosted	B	
W	478651	929001840304	5G25/PER/850/CL/G/DIM 6/1CT	5	350	120	80	15,000	5000	Glass	Clear	D	
W	549188	929002206704	3.8G25/PER/950/CL/G/E26/DIM 1FBT20	3.8	350	120	90	15,000	5000	Glass	Clear	TBD	Q3
W	478867	929001841004	5G25/PER/850/FR/G/DIM 6/1CT	5	350	120	80	15,000	5000	Glass	Frosted	B	
W	549204	929002206904	3.8G25/PER/950/FR/G/E26/DIM 1FBT20	3.8	350	120	90	15,000	5000	Glass	Frosted	B	Q3
<b>40W equivalent lamps non-dimming</b>													
W	465880	929001267504	6.5G25/LED/827/ND 120V 1PK	6.5	500	120	80	15,000	2700	Plastic	Frosted	A	
<b>60W equivalent lamps dimming</b>													
W	478875	929001841104	6.5G25/PER/827/FR/G/DIM 6/1CT	6.5	500	120	80	15,000	2700	Glass	Frosted	B	
W	478669	929001840404	6G25/PER/850/CL/G/DIM 6/1CT	6	500	120	80	15,000	5000	Glass	Clear	D	
W	549196	929002206804	5.5G25/PER/950/CL/G/E26/DIM 1FBT20	5.5	500	120	90	15,000	5000	Glass	Clear	TBD	Q3
W	478883	929001841204	6G25/PER/850/FR/G/DIM 6/1CT	6	500	120	80	15,000	5000	Glass	Frosted	B	
W	549212	929002207004	5.5G25/PER/950/FR/G/E26/DIM 1FBT20	5.5	500	120	90	15,000	5000	Glass	Frosted	B	Q3

# MasterClass designer decorative LED lamps

Philips designer decorative LED lamps transform your home with a perfect blend of warm white light or a modern, cool lighting experience. With very long lifetime, up to 90% energy savings, this lamp as a fixture approach, will also evenly distribute light with trendy and stylish charm for a welcoming space.

- Long lifetime that reduces the need for replacement
- Easy replacement of classic conventional lamps
- Perfect fit and high quality finishing
- Increased energy savings when compared to traditional incandescent lamps

## MasterClass designer decorative LED lamps

Ordering, electrical and technical data (Subject to change without notice)



Product Number	12NC	Description	Watts (W)	Lumens (lm)	Volts	CRI	Life <sup>2</sup> (Hrs)	Color Temp (K)	Legend	Estimated Release Date
<b>W</b> 537571	929001951053	5ST19/VIN/820/E26/CL/GL/DIM 4/1BC T20	5	350	120	80	15,000	2000	A	
<b>W</b> 461673	929001210204	5.5ST19/LEDFilament/822/CL-A/DIM 120V	5.5	400	120	80	15,000	2200	B	
<b>W</b> 470401	929001334443	5ST19/VIN/822/E26/CL/GL/DIM 4/1BC	5	350	120	80	15,000	2200	B	
<b>W</b> 537605	929001951553	4.5T10/VIN/820/E26/CL/GL/DIM 4/1BC T20	4.5	300	120	80	15,000	2000	C	
<b>W</b> 470435	929001335743	4.5T10/VIN/822/E26/CL/GL/DIM 4/1BC	4.5	300	120	80	15,000	2200	D	
<b>W</b> 536284	929001936503	7.5T20/VIN/820/CL/G/DIM 2/1CT	7.5	400	120	80	15,000	2000	G	
<b>W</b> 539684	929001936595	7.5T20/VIN/820/CL/G/D+CORD VIN	7.5	400	120	80	15,000	2000	G+L	Q2
<b>W</b> 536318	929001936803	7.5T20/modern/840/CL/G/DIM 2/1CT	7.5	250	120	80	15,000	4000	J	
<b>W</b> 539718	929001936895	7.5T20/modern/840/CL/G/D+CORD black	7.5	250	120	80	15,000	4000	J+K	Q2
<b>W</b> 479253	929001853603	5.5A50/VIN/820/CL/G/ND 2/1CT	5.5	270	120	80	15,000	2000	F	
<b>W</b> 536276	929001936403	7.5A50/VIN/820/CL/G/DIM 2/1CT	7.5	400	120	80	15,000	2000	F	
<b>W</b> 539676	929001936495	7.5A50/VIN/820/CL/G/D+CORD VIN	7.5	400	120	80	15,000	2000	F+L	Q2
<b>W</b> 536300	929001936703	7.5A50/modern/840/CL/G/DIM 2/1CT	7.5	250	120	80	15,000	4000	I	
<b>W</b> 539700	929001936795	7.5A50/modern/840/CL/G/D+CORD black	7.5	250	120	80	15,000	4000	I+K	Q2
<b>W</b> 536268	929001936303	7.5G63/VIN/820/CL/G/DIM 2/1CT	7.5	400	120	80	15,000	2000	E	
<b>W</b> 539668	929001936395	7.5G63/VIN/820/CL/G/D+CORD VIN	7.5	400	120	80	15,000	2000	E+L	Q2
<b>W</b> 536292	929001936603	7.5G63/modern/840/CL/G/DIM 2/1CT	7.5	250	120	80	15,000	4000	H	
<b>W</b> 539692	929001936695	7.5G63/modern/840/CL/G/D+CORD black	7.5	250	120	80	15,000	4000	H+K	Q2

# MasterClass LED UFO lamps

Philips LED UFO decorative lamps are perfect for those applications where you need light and only have a socket to work with. Highly efficient and a modern aesthetic for locations with low ceilings or ornamental areas.

- Lowers maintenance costs by reducing re-lamp frequency
- Contains no mercury
- Rugged plastic design
- Less glare through increased surface space

## MasterClass LED UFO lamps

Ordering, electrical and technical data (Subject to change without notice)



Product Number	12NC	Description	Watts (W)	Lumens (lm)	Volts	CRI	Life <sup>2</sup> (Hrs)	Color Temp (K)	Legend	Estimated Release Date
D 545110	929002010605	16UFO/LED/865/FR/P/ND 6/1FB	16	1150	120	80	15,000	6500	A	Q2
D 545137	929002010805	26UFO/LED/865/FR/P/ND 6/1FB	26	2050	120	80	15,000	6500	B	Q2



# MasterClass LED specialty lamps

Philips designer decorative LED lamps transform your home with a perfect blend of warm white light or a modern, cool lighting experience. With very long lifetime, up to 90% energy savings, this lamp as a fixture approach, will also evenly distribute light with trendy and stylish charm for a welcoming space.

- Long lifetime that reduces the need for replacement
- Easy replacement of classic conventional lamps
- Perfect fit and high quality finishing
- Increased energy savings when compared to traditional incandescent replaced by halogen

## MasterClass LED specialty lamps

Ordering, electrical and technical data (Subject to change without notice)



	Product Number	12NC	Description	Bulb	Base	Watts (W)	Lumens (lm)	Volts	CRI	Life <sup>2</sup> (Hrs)	Color Temp (K)	Dimming	Legend	Replacement Wattage
D E T20	477166	929001844003	1T3/LED/830/G4/ND/12V 6/1BC	T3	G4	1	100	12	80	15,000	3000	N	A	10
D E T20	477174	929001844203	2T3/LED/830/G4/ND 12V 6/1BC	T3	G4	2	200	12	80	15,000	3000	N	B	20
D E T20	477240	929001844425	2T3/PER/830/ND/GY6.35/12V 6/1BC	T3	GY6.35	2	200	12	80	15,000	3000	N	C	20
D E T20	477208	929001840625	2.2T3/PER/830/ND/G8/120V 6/1	T4	G8	2.2	200	120	80	15,000	3000	N	D	20
D E T20	465138	929001266825	3T3/PER/830/ND/G9/120V 6/1BC	T3	G9	3	250	120	80	15,000	3000	N	E	25
D E T20	534263	929001840835	3.6T3/PER/830/ND/G9/120V 6/1BC	T3	G9	3.6	370	120	80	15,000	3000	N	F	40
D E T20	463448	929001236903	1.2T5/SPC/830/ND/12V/BC/2PK 6/2	T5	Wedge	1.2	120	12	80	15,000	3000	N	G	7
D E T20	463455	929001237036	2T5/LED/830/ND/12V 6/2BC	T5	Wedge	2	200	12	80	15,000	3000	N	H	18
D T20	471946	929001357525	7.5R7S/PER/830/ND/120V 4/1BC	T3	Double end R7	7.5	800	120	80	15,000	3000	N	I	100
D T20	471952	929001373325	14R7S/PER/830/ND/120V 4/1BC	T3	Double end R7	14	1500	120	80	15,000	3000	N	J	200
D T20	462977	929001224603	BC0.5C7/LED/827/E12/ND 120V 2pk	C7	E12	0.5	30	120	80	15,000	2700	N	K	7

# HID replacement

## MasterClass TrueForce street and area

Now there is a cost-effective alternative that makes it easy to upgrade urban lighting to LED.

Philips TrueForce is the first direct replacement with exactly the same size as HPL/HQL 125W. This ensures a perfect fit with existing modern and traditional luminaires. It's the simplest way to upgrade to LED while keeping your initial investment low.

- Energy savings up to 75% when compared to traditional HID lamps
- Reliable lifetime up to 50,000 hours<sup>2</sup>
- Right lamp size and lighting distribution for direct retrofit with a peace of mind
- Direct LED replacement solution without changing the fixture
- Optically efficient, emits light towards usage direction
- Pleasant white light with CRI 70

## MasterClass street and area

Ordering, electrical and technical data (Subject to change without notice)



Product Number	Model Number	Ordering Code	Volts	Watts (W)	Base	CRI	Color Temp (K)	Life <sup>2</sup> (Hrs)	Lumens (lm)	DLC ID	Case Qty	Pallet Qty	MBCP	Beam Angle
<b>MasterClass Street and Area ED23 Type B</b>														
47357-9	9290013962	26ED23.5/LED/730/ND 120-277V G2 4/1	120-277	26	E26	70	3000	50,000	3000	No Category	4	600	---	360
47358-7	9290013963	26ED23.5/LED/740/ND 120-277V G2 4/1	120-277	26	E26	70	4000	50,000	3000	No Category	4	600	---	360
47359-5	9290013964	26ED23.5/LED/727/ND 120-277V G2 4/1	120-277	26	E26	70	2700	50,000	2800	No Category	4	600	---	360
47605-1	9290018185	38ED28/LED/740/ND 120-277V G2 CT 4/1	120-277	38	E39	70	4000	50,000	5000	POUM7BRO	4	320	---	360
47604-4	9290018184	38ED28/LED/730/ND 120-277V G2 CT 4/1	120-277	38	E39	70	3000	50,000	5000	PI6M93DF	4	320	---	360
47355-3	9290013960	38ED28/LED/727/ND 120-277V G2 CT 4/1	120-277	38	E26	70	2700	50,000	5000	PBQHDCLT	4	320	---	360
47361-1	9290013966	35ED23.5/LED/740/ND 120-277V G2 4/1	120-277	35	E39	70	4000	50,000	5000		4			360
47360-3	9290013965	35ED23.5/LED/730/ND 120-277V G2 4/1	120-277	35	E39	70	3000	50,000	5000		4			360
47362-9	9290013967	35ED23.5/LED/727/ND 120-277V G2 4/1	120-277	35	E39	70	2700	50,000	4800		4			360
47364-5	9290013969	55ED28/LED/740/ND 120-277V G2 4/1	120-277	55	E39	70	4000	50,000	8000	P9AHPGGS	4	400	---	360
47363-7	9290013968	55ED28/LED/730/ND 120-277V G2 4/1	120-277	55	E39	70	3000	50,000	8000	PXM6WWPQ	4	400	---	360
47356-1	9290013961	55ED28/LED/727/ND 120-277V G2 CT 4/1	120-277	55	E39	70	2700	50,000	8000	Not DLC	4	400	---	360
47365-2	9290013970	55ED28/LED/727/ND 120-277V G2 4/1	120-277	55	E39	70	2700	50,000	8000	PVO6NVR7	4	400	---	360

# MasterClass TrueForce high bay

Ideal for HPI/SON/HPL LED replacement in High Bay application.

Philips TrueForce LED Industrial and Retail lamps give you a quick and easy payback solution to replace HID lamps in High Bay application. The solution gives you the LED benefits of energy efficiency and long-lifetime, plus they come with a low initial investment. With unique lamp design and compatibility, you have the choice of plug and play (Type A) or ballast bypass (Type B) lamps covering 250W to 400W HID replacements. Multiple beam angle options and high color rendering enhance the lighting distribution while creating a comfortable, safe and high productivity environment.

- Instant upgrade and easy to install — less time consuming and safer working at height
- Great payback (<2 years) and extended energy savings of 65% vs. existing conventional systems
- Low initial investment
- Available in either Plug-and-play (Type A) or ballast bypass (Type B).

## MasterClass high bay

Ordering, electrical and technical data (Subject to change without notice)



EX39

Product Number	Model Number	Ordering Code	Volts	Watts (W)	Base	CRI	Color Temp (K)	Life <sup>2</sup> (Hrs)	Lumens (lm)	DLC ID	Case Qty	Pallet Qty	MBCP	Beam Angle	MOL (in.)
<b>MasterClass High Bay HB Type A</b>															
46560-9	9290012648	165HB/LED/740/ND NB DL 2/1	Ballast Dependent	165	EX39	70	4000	50,000	20,000	No DLC Category	2	64	---	60	0
46562-5	9290012650	165HB/LED/740/ND WB DL 2/1	Ballast Dependent	165	EX39	70	4000	50,000	20,000	No DLC Category	2	64	---	120	0
46565-8	9290012653	165HB/LED/840/ND NB UDL 2/1	Ballast Dependent	165	EX39	80	4000	50,000	19,000	No DLC Category	2	64	---	60	0
46567-4	9290012655	165HB/LED/840/ND WB UDL 2/1	Ballast Dependent	165	EX39	80	4000	50,000	19,000	No DLC Category	2	64	---	120	0
<b>MasterClass High Bay HB Type B</b>															
47799-1	9290018513	100HB/LED/740/ND NB DL BB 2/1	120-277	100	EX39	70	4000	50,000	12,000	PRPL5172	2	64	---	70	5.51
47800-8	9290018514	100HB/LED/740/ND WB DL BB 2/1	120-277	100	EX39	70	4000	50,000	12,000	PEQBLTTC	2	64	---	130	5.51
47803-2	9290018517	100HB/LED/750/ND NB DL BB 2/1	120-277	100	EX39	70	5000	50,000	12,000	PKJ5F5BX	2	64	---	70	5.51
47804-0	9290018518	100HB/LED/750/ND WB DL BB 2/1	120-277	100	EX39	70	5000	50,000	12,000	PEM5KAQT	2	64	---	130	5.51
47807-3	9290018521	125HB/LED/740/ND NB DL BB 2/1	120-277	125	EX39	70	4000	50,000	16,000	PLJERZGI	2	64	---	70	5.51
47808-1	9290018522	125HB/LED/740/ND WB DL BB 2/1	120-277	125	EX39	70	4000	50,000	16,000	0	2	64	---	130	5.51
47811-5	9290018525	125HB/LED/750/ND NB DL BB 2/1	120-277	125	EX39	70	5000	50,000	16,000	PHIZ4XIL	2	64	---	70	5.51
47812-3	9290018526	125HB/LED/750/ND WB DL BB 2/1	120-277	125	EX39	70	5000	50,000	16,000	0	2	64	---	130	5.51
47815-6	9290018529	150HB/LED/740/ND NB DL BB 2/1	120-277	150	EX39	70	4000	50,000	20,000	0	2	64	---	70	5.51
47816-4	9290018530	150HB/LED/740/ND WB DL BB 2/1	120-277	150	EX39	70	4000	50,000	20,000	0	2	64	---	130	5.51
47819-8	9290018533	150HB/LED/750/ND NB DL BB 2/1	120-277	150	EX39	70	5000	50,000	20,000	0	2	64	---	70	5.51
47820-6	9290018534	150HB/LED/750/ND WB DL BB 2/1	120-277	150	EX39	70	5000	50,000	20,000	0	2	64	---	130	5.51

# CorePro high bay

## CorePro high bay type B

Ordering, electrical and technical data (Subject to change without notice)



Product Number	Model Number	Ordering Code	Volts	Watts (W)	Base	CRI	Color Temp (K)	Life <sup>2</sup> (Hrs)	Lumens (lm)	Case Qty	Pallet Qty	MBCP	Beam Angle
<b>CorePro High Bay Type B</b>													
54191-2	929001989604	25HB/LED/830/ND FB 6/1	120	25	E26	80	3000	25,000	2650	6	264	350	200
54192-0	929001989704	38HB/LED/830/ND FB 6/1	120	38	E26	80	3000	25,000	3500	6	144	500	200
54193-8	929001989804	45HB/LED/830/ND FB 6/1	120	45	E26	80	3000	25,000	4500	6	108	650	200
54195-0	929001990004	25HB/LED/850/ND FB 6/1	120	25	E26	80	5000	25,000	2800	6	264	350	200
54196-0	929001990104	38HB/LED/850/ND FB 6/1	120	38	E26	80	5000	25,000	3800	6	144	500	200
54197-8	929001990204	45HB/LED/850/ND FB 6/1	120	45	E26	80	5000	25,000	4800	6	108	650	200
54306-6	929001999104	25HB/LED/840/ND FB 6/1	120	25	E26	80	4000	25,000	2800	6	264	350	200
54307-4	929001999204	38HB/LED/840/ND FB 6/1	120	38	E26	80	4000	25,000	3800	6	144	500	200
54308-2	929001999304	45HB/LED/840/ND FB 6/1	120	45	E26	80	4000	25,000	4800	6	108	650	200
54229-0	929001990304	65HB/LED/850/ND FB 4/1	120-277	65	EX39	80	5000	25,000	7000	4	192	-	240
54231-6	929001990504	75HB/LED/850/ND FB 4/1	120-277	75	EX39	80	5000	25,000	8500	4	192	-	240
54230-8	929001993004	65HB/LED/840/ND FB 4/1	120-277	65	EX39	80	4000	25,000	7000	4	192	-	240
54232-4	929001993104	75HB/LED/840/ND FB 4/1	120-277	75	EX39	80	4000	25,000	8500	4	192	-	240

Footnotes on page 4.





© 2019 Signify Holding. All rights reserved. The information provided herein is subject to change, without notice. Signify does not give any representation or warranty as to the accuracy or completeness of the information included herein and shall not be liable for any action in reliance thereon. The information presented in this document is not intended as any commercial offer and does not form part of any quotation or contract, unless otherwise agreed by Signify. Philips and the Philips Shield Emblem are registered trademarks of Koninklijke Philips N.V. All other trademarks are owned by Signify Holding or their respective owners.

Signify North America  
Corporation  
200 Franklin Square Drive  
Somerset, NJ 08873  
Tel. 855-486-2216

Signify Canada Ltd.  
281 Hillmount Rd.  
Markham, ON,  
Canada L6C 2S3  
Tel. 800-668-9008