

FAN SUPPORT BOXES

FEATURES

- Boxes - 1/2" - 2-1/8" deep
- Protective metal cover eliminates debris entry and damage to wire
- Easy-to-use slide select feature for choosing #8 and #10 screw holes
- Energy saving round design
- Side knock outs
- Maximum light fixture weight - 150 lbs.
- Maximum ceiling fan weight - 70 lbs.



APPLICATIONS

4" round fan boxes can be used for new construction and remodel applications

MATERIAL

- Galvanized steel



Catalog Number	UPC	Description	Knockouts		Cubic Inches	Ship Case	Weight/ Case	Width	Depth
			Sides	Bottoms					
CMB50	87176	1/2" Deep pancake box	---	(3) - 1/2"	---	12	6	4"	1/2"
CMB150	87177	1-1/2" Deep box	(2) - 1/2"	(3) - 1/2"	15.3	12	8	4"	1-1/2"
CMB218	87178	2-1/8" Deep box	(2) - 1/2"	(3) - 1/2"	21.5	12	9	4"	2-1/8"

FAN SUPPORT BOXES

With Sidemount

FEATURES

- Boxes - 1/2" - 2-1/8" deep
- Protective metal cover eliminates debris entry and damage to wire
- Easy-to-use slide select feature for choosing #8 and #10 screw holes
- Energy saving round design
- Side knock outs
- Maximum light fixture weight - 150 lbs.
- Maximum ceiling fan weight - 70 lbs



APPLICATIONS

4" round fan brace can be used for remodel applications

MATERIAL

- Galvanized steel



Catalog Number	UPC	Description	Knockouts		Cubic Inches	Ship Case	Weight/Case	Width	Depth
			Sides	Bottoms					
CMB150SM	87228	1-1/2" Deep fan box with sidemount	(2) - 1/2"	(3) - 1/2"	15.3	4	3	4"	1-1/2"
CMB218SM	87179	2-1/8" Deep fan box with sidemount	(2) - 1/2"	(3) - 1/2"	21.5	4	5	4"	2-1/8"



FAN SUPPORT BOX WITH BRACE

New Work

FEATURES

- Protective metal cover eliminates debris entry and damage to wire
- Easy-to-use slide select feature for choosing #8 and #10 screw holes
- Energy saving round design
- Side knock outs
- Maximum light fixture weight 150 lbs. on 16 in. centers, 90 lbs. on 24 in. centers
- Maximum ceiling fan weight - 70 lbs.



APPLICATIONS

- 4" round fan brace can be used for new construction

MATERIAL

- Galvanized steel



Catalog Number	UPC	Description	Knockouts		Cubic Inches	Ship Case	Weight/Case	Width	Depth
			Sides	Bottoms					
CMB150NB	87181	Fan brace 1-1/2" box - New work	(2) - 1/2"	(3) - 1/2"	15.3	12	14	4"	1-1/2"

FAN SUPPORT BOXES WITH BRACE

Old Work

FEATURES

- Boxes - 1-1/2" - 2-1/8" deep
- Easy-to-use slide select feature for choosing #8 and #10 screw holes
- Shark bite technology for greater holding power; featuring 12 total gripping teeth
- Easy glide twin lead screw for fast installation
- Easy grip hex bar
- Maximum light fixture weight 150 lbs. on 16 in. centers, 50 lbs. on 24 in. centers
- Maximum ceiling fan weight - 70 lbs.



APPLICATIONS

- 4" round fan brace can be used for remodel applications

MATERIAL

- Galvanized steel



Catalog Number	UPC	Description	Knockouts		Cubic Inches	Ship Case	Weight/Case	Width	Depth
			Sides	Bottoms					
CMB150WB	87183	Fan brace 1- 1/2" box - old work	(2) - 1/2"	(3) - 1/2"	15.3	12	26	4"	1-1/2"
CMB218WB	87184	Fan brace 2-1/8" box - old work	(2) - 1/2"	(3) - 1/2"	21.5	12	28	4"	2-1/8"



PVC FAN SUPPORT BOX

With Studmount

FEATURES

- One-sided stud mount with 3.5in length and removable joist holding tabs
- Protective plastic cover eliminates debris entry and damage to wire
- Corrosion resistant PVC construction
- Easy-to-use slide select feature for choosing #8 and #10 screw holes
- Energy saving round design
- Maximum light fixture weight - 210 lbs.
- Maximum ceiling fan weight - 70 lbs.



APPLICATIONS

4" round fan box can be used for new construction and remodel applications

MATERIAL

- PVC



Catalog Number	UPC	Description	Knockouts		Cubic Inches	Ship Case	Weight/Case	Width	Length
			Sides	Bottoms					
CPB13NMSM	87180	Fan box NM with studmount	(1) - 1/2"	(1) - 1/2"	12	12	3	4"	3-1/2"

STEEL BOXES

4" Square Drawn Boxes & Extensions

FEATURES

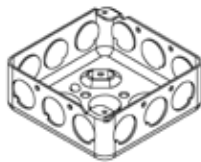
- Drawn
- 1-1/2" deep
- 21 cu. in.
- Available in multiple KO sizes, with or without concentric KOs and raised ground emboss with installed 10/32 ground screw where noted

APPLICATIONS

4" square drawn junction boxes can be installed in walls or ceilings for lighting fixtures, switches, receptacles or other outlet devices. Square boxes are used to bring power to a number of electrical devices where multiple conductor runs are split in two or more directions.

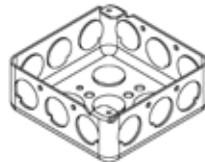
MATERIAL

- Galvanized steel



B4450

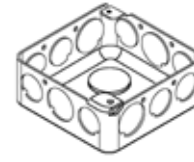
Raised Ground Emboss
& 10/32 Screw



B4451



B4452



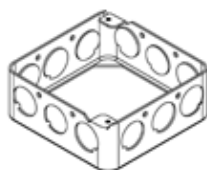
B4453

Raised Ground Emboss

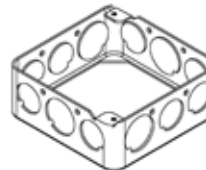


B4454

Concentric KO



E4511



E4512

Catalog Number	UPC	Description	Knockouts		Cubic Inches	Ship Case	Weight/Case
			Sides	Bottom			
B4450	86782	4S Box 1-1/2" deep 1/2" KO with raised ground emboss & 10/32 ground screw	(12) - 1/2"	(4) - 1/2"	21	50	31
B4451	86998	4S Box 1-1/2" deep 1/2" KO	(12) - 1/2"	(5) - 1/2"	21	50	31
B4452	86700	4S Box 1-1/2" deep 3/4" KO	(8) - 3/4"	(3) - 1/2" & (2) - 3/4"	21	50	31
B4453	86999	4S Box 1-1/2" deep 1/2" & 3/4" KO with raised ground emboss	(8) - 1/2" & (4) - 3/4"	(3) - 1/2" & (2) - 3/4"	21	50	31
B4454	86783	4S Box 1-1/2" deep 1/2" & 3/4" concentric KO	(8) - 1/2" & 3/4" CON.	(3) - 1/2" & (2) - 3/4"	21	50	31
EXTENSIONS							
E4511	86701	4S Box extension 1-1/2" deep 1/2" KO	(12) - 1/2"	---	21	50	20
E4512	86702	4S Box extension 1-1/2" deep 1/2" & 3/4" KO	(8) - 1/2" & (4) - 3/4"	---	21	50	20



STEEL BOXES

4" Square Welded Boxes

FEATURES

- Welded
- 1-1/2" deep
- 22 cu. in.

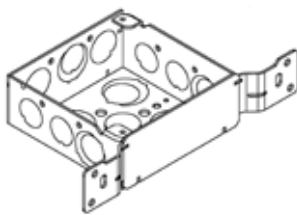


APPLICATIONS

4" square welded junction boxes can be installed in walls or ceilings for lighting fixtures, switches, receptacles or other outlet devices. Square boxes are used to bring power to a number of electrical devices where multiple conductor runs are split in two or more directions. Available in multiple KO sizes, with brackets, NM Clamps, MC Clamps and eccentric KOs where noted.

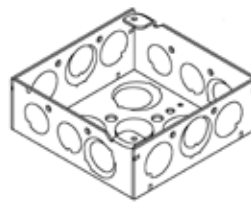
MATERIAL

- Galvanized steel



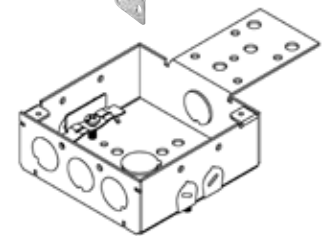
B8544

Eccentric KOs with FL Bracket



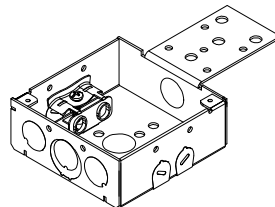
B8545

Raised Ground Emboss
Eccentric KO



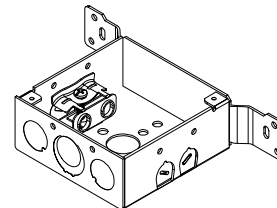
B8547

NM Clamp with B Bracket



B8548

Eccentric KO with
MC Clamp & S Bracket



B8549

Eccentric KO with
MC Clamp & FL Bracket

Catalog Number	UPC	Description	Knockouts		Cubic Inches	Ship Case	Weight/Case
			Sides	Bottom			
B8544	86764	4S Box 1-1/2" deep 1/2" & 3/4" eccentric KO with FL bracket	(6) - 1/2" & (3) - 1/2" & 3/4" ECC	(3) - 1/2" & (2) - 1/2" & 3/4" ECC	22	50	39
B8545	86765	4S Box 1-1/2" deep 1/2" & 3/4" eccentric KO with raised ground emboss	(8) - 1/2" & (4) - 1/2" & 3/4" ECC	(3) - 1/2" & (2) - 1/2" & 3/4" ECC	22	50	35
B8547	87142	4S Box 1-1/2" deep 1/2" KO NM cable clamp with B bracket	(4) - 1/2"	(1) - 1/2"	22	50	42
B8548	87267	4S Box 1-1/2" deep eccentric KO with MC Clamp & S Bracket	(3) - 1/2" (1) - 1/2"-3/4" ECC	(1) - 1/2"	22	50	24
B8549	87264	4S Box 1-1/2" deep eccentric KO with MC Clamp & FL Bracket	(3) - 1/2" (1) - 1/2"-3/4" ECC	(1) - 1/2"	22	50	42

STEEL BOXES

4" Square Drawn Deep Boxes

FEATURES

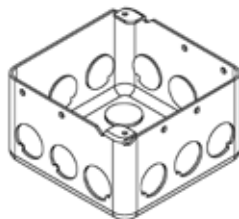
- Drawn
- 2-1/8" deep
- 29 cu. in.
- Available in multiple KO sizes and raised ground emboss with installed 10/32 ground screw where noted

APPLICATIONS

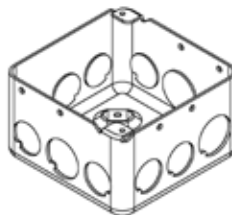
4" square drawn junction boxes can be installed in walls or ceilings for lighting fixtures, switches, receptacles or other outlet devices. Square boxes are used to bring power to a number of electrical devices where multiple conductor runs are split in two or more directions. 2-1/8" deep boxes offer extra cubic capacity.

MATERIAL

- Galvanized steel

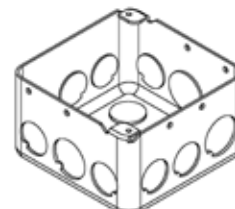


D4451

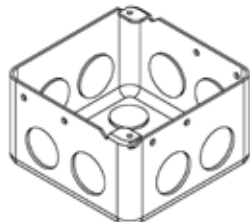


D4452

Raised Ground Emboss & 10/32 Ground Screw

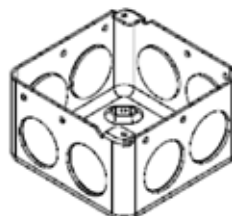


D4453



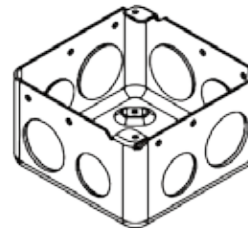
D4454

Raised Ground Emboss



D4455

Raised Ground Emboss



D4456

Raised Ground Emboss

Catalog Number	UPC	Description	Knockouts		Cubic Inches	Ship Case	Weight/Case
			Sides	Bottom			
D4451	86720	4S Box 2-1/8" deep 1/2" KO	(12) - 1/2"	(5) - 1/2"	29	50	41
D4452	86721	4S Box 2-1/8" deep 1/2" & 3/4" KO with raised ground emboss with 10/32 ground screw	(8) - 1/2" & (4) - 3/4"	(2) - 1/2" & (2) - 3/4"	29	50	39
D4453	86722	4S Box 2-1/8" deep 1/2" & 3/4" KO NM	(8) - 1/2" & (4) - 3/4"	(3) - 1/2" & (2) - 3/4"	29	50	41
D4454	86723	4S Box 2-1/8" deep 3/4" KO with raised ground emboss	(8) - 3/4"	(3) 1/2" & (2) - 3/4"	29	50	41
D4455	87210	4S Box 2-1/8" deep 1" KO with raised ground emboss	(8) - 1"	(3) 1/2" & (2) 3/4"	29	50	41
D4456	87229	4S Box 2-1/8" deep 1" & 3/4" KO with raised ground emboss	(4) - 3/4" & (4) - 1"	(2) - 1/2" & (2) - 3/4"	29	50	41



STEEL BOXES

4" Square Welded Deep Boxes

FEATURES

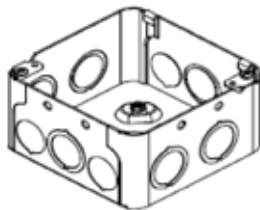
- Welded
- 2-1/8" deep
- 31.5 cu. in.
- Available in multiple KO sizes, with eccentric and concentric KOs, MC Clamps, raised ground emboss with installed 10/32 ground screw, and brackets where noted

APPLICATIONS

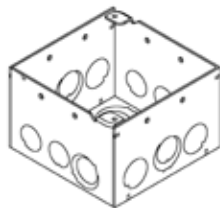
4" square welded junction boxes can be installed in walls or ceilings for lighting fixtures, switches, receptacles or other outlet devices. Square boxes are used to bring power to a number of electrical devices where multiple conductor runs are split in two or more directions. 2-1/8" deep boxes offer extra cubic capacity.

MATERIAL

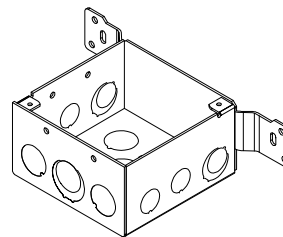
- Galvanized steel



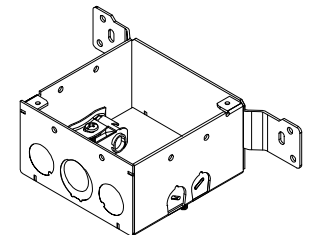
B8452
Raised Ground Emboss &
10/32 Ground Screw
Concentric KO



B8546
Raised Ground Emboss
Eccentric KO



D6500
Eccentric KO with FL Bracket



D6541
Eccentric KO, MC Clamp
with FL Bracket

Catalog Number	UPC	Description	Knockouts		Cubic Inches	Ship Case	Weight/Case
			Sides	Bottom			
B8452	86762	4S Box 2-1/8" deep 1/2" & 3/4" concentric KO with raised ground emboss with 10/32 ground screw	(6) - 1/2" & 3/4" CON. & (4) - 1/2"	(2) - 1/2" & 3/4" CON. & (2) - 1/2"	31.5	50	45
B8546	87140	4S Box 2-1/8" deep 1/2" & 3/4" eccentric KO with raised ground emboss	(4) - 1/2" & 3/4" ECC & (8) - 1/2"	(2) - 1/2" & 3/4" ECC & (3) - 1/2"	31.5	50	45
D6500	87268	4S Box 2-1/8" deep 1/2" & 3/4" eccentric KO with FL Bracket	(6) - 1/2" - (3) - 1/2" & 3/4" ECC	(3) - 1/2" (2) - 1/2" & 3/4" ECC	31.5	50	56
D6541	87265	4S Box 2-1/8" deep 1/2" & 3/4" eccentric KO with MC Clamp with FL Bracket	(3) - 1/2" (1) - 1/2" - 3/4" ECC	(1) - 1/2"	31.5	50	57

STEEL COVERS

4" Square to Round Industrial Covers

FEATURES

- 4" square to round 5/8"-2" raised device rings are used to mount light fixtures in walls and ceilings
- They convert a square box to a round ceiling or wall opening with 8-32 threaded mounting tabs 2.75" c.c.



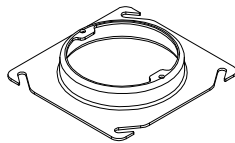
APPLICATIONS

Use to mount ceiling lights or wall sconce lights. The angled slots on the covers compensate for up to 12° of box misalignment on upright framing members.

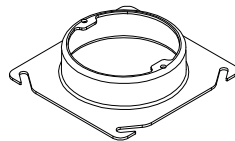


MATERIAL

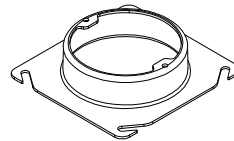
- Galvanized steel



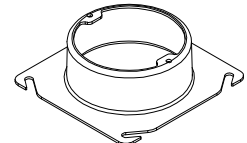
C6500



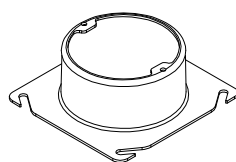
C6501



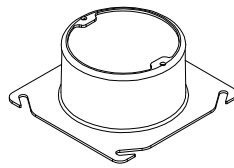
C6502



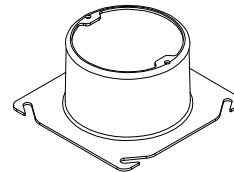
C6503



C6504



C6505



C6506

Catalog Number	UPC	Description	Depth	Cubic Inches	Ship Case	Weight/Case
C6500	87269	4" Square to Round Device Ring 1/2" Raised	1/2"	3	50	12
C6501	87270	4" Square to Round Device Ring 5/8" Raised	5/8"	4	50	17
C6502	87271	4" Square to Round Device Ring 3/4" Raised	3/4"	5	50	17
C6503	87272	4" Square to Round Device Ring 1" Raised	1"	6.8	50	22
C6504	87273	4" Square to Round Device Ring 1-1/4" Raised	1-1/4"	8.5	50	28
C6505	87274	4" Square to Round Device Ring 1-1/2" Raised	1-1/2"	9.7	50	32
C6506	87275	4" Square to Round Device Ring 2" Raised	2"	12.9	50	43



STEEL COVERS

4" Industrial Covers

FEATURES

- Includes hardware for mounting receptacles
- Available in various cover designs
- Crushed corners
- Raised 5/8"

APPLICATIONS

4" square industrial surface covers allow for a quick installation of electrical devices to steel covers before they are mounted to the box. Raised 5/8" to protect wires inside the box for switches, receptacles, and outlets.

MATERIAL

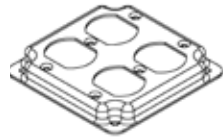
- Galvanized steel



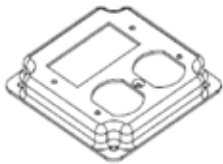
Catalog Number	UPC	Description	Depth	Cubic Inches	Ship Case	Weight/Case
C2237	87206	4S Industrial cover (1) GFI (1) Duplex	5/8"	6.6	50	24
C2238	87211	4S Industrial cover (1) Toggle (1) GFI	5/8"	6.6	50	24
C2239	87207	4S Industrial cover (1) GFI	5/8"	6.6	50	25
C2240	87212	4S Industrial cover (2) GFI	5/8"	6.6	50	24
C2241	86737	4S Industrial cover (2) 20A 1.60" diameter	5/8"	6.6	50	24
C2242	86738	4S Industrial cover (1) Duplex (1) Toggle switch	5/8"	6.6	50	25
C2243	86739	4S Industrial cover (2) Duplex receptacles	5/8"	6.6	50	22
C2244	86740	4S Industrial cover (1) 15A 1.406" diameter	5/8"	6.6	50	27
C2245	87141	4S Industrial cover (2) Toggle switches	5/8"	6.6	50	29
C2246	86742	4S Industrial cover (1) 40A/50A 2.155" diameter	5/8"	6.6	50	24
C2247	86743	4S Industrial cover (1) Duplex (1) 15A 1.406" diameter	5/8"	6.6	50	24
C2248	86744	4S Industrial cover (1) Toggle Switch (1) 15A 1.406" diameter	5/8"	6.6	50	27
C2249	86745	4S Industrial cover (1) Toggle switch	5/8"	6.6	50	30
C2250	86746	4S Industrial cover (2) 15A 1.406" diameter	5/8"	6.6	50	25
C2251	86747	4S Industrial cover (1) 20A 1.60" diameter	5/8"	6.6	50	26
C3451	86774	4S Industrial cover (1) Duplex	5/8"	6.6	50	25
C3452	86775	4S Industrial cover (1) Toggle switch (1) Flush duplex	5/8"	6.6	50	26
C3453	86776	4S Industrial cover (1) 15A 1.406" diameter (1) Flush duplex	5/8"	6.6	50	25
C3454	86777	4S Industrial cover (1) Flush duplex	5/8"	6.6	50	27

STEEL COVERS

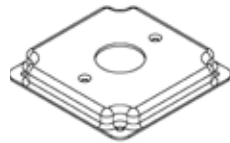
4" Industrial Covers



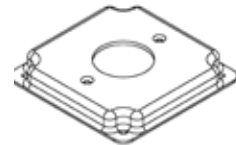
C2243



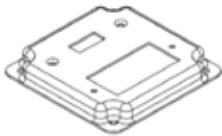
C2237



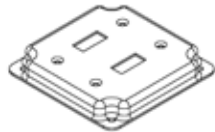
C2244



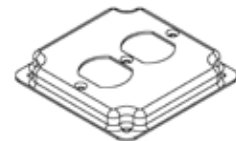
C2251



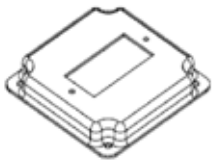
C2238



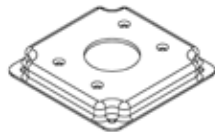
C2245



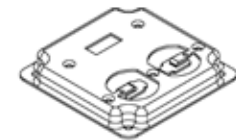
C3451



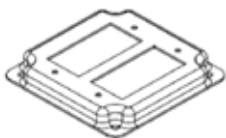
C2239



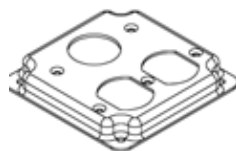
C2246



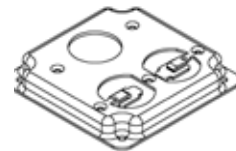
C3452
Flush Duplex



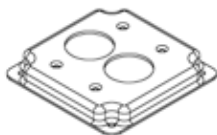
C2240



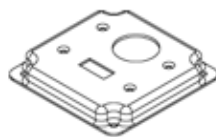
C2247



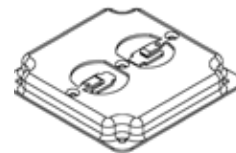
C3453
Flush Duplex



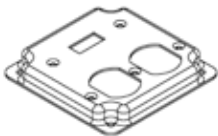
C2241



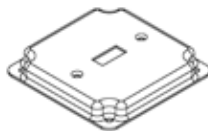
C2248



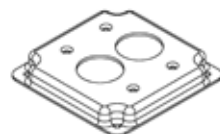
C3454
Flush Duplex



C2242



C2249



C2250



STEEL RINGS

4" Square Single Gang Device Rings & Covers

FEATURES

- Ideal for exposed work applications, providing an easy method for the installation of electrical devices
- Can be used on any 4" square box

APPLICATIONS

4" single gang device rings are used with 4" square boxes to mount switches, receptacles and devices. Angled slots on the covers compensate for up to 12° of box misalignment on upright framing members. C7515 flat surface is keyed to catch plaster or drywall mud. 4" square blank flat covers are used to cover 4" square box wiring and provide a means for access when future conduit runs are required.

MATERIAL

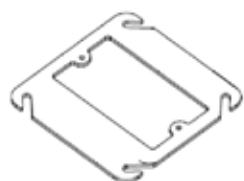

- Galvanized steel



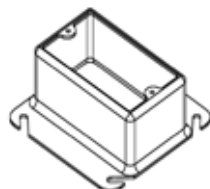
Catalog Number	UPC	Description	Depth	Cubic Inches	Ship Case	Weight/Case
C4450	87208	4S Device ring flat	---	---	200	21
C4451	87130	4S Device ring raised 1/4"	1/4"	1.5	200	24
C4452	87131	4S Device ring raised 1/4"	1/4"	1.7	200	22
C4453	87132	4S Device ring raised 1/2"	1/2"	3.5	100	36
C4454	87133	4S Device ring raised 5/8"	5/8"	4.5	100	38
C4455	87134	4S Device ring raised 3/4"	3/4"	5.5	100	40
C4456	87135	4S Device ring raised 1"	1"	7.5	50	21
C4457	87136	4S Device ring raised 1-1/4"	1-1/4"	9.4	50	27
C4458	87209	4S Device ring raised 1-1/2"	1-1/2"	11.3	50	28
C4459	87214	4S Device ring raised 2"	2"	14.5	50	31
C7515	87143	4S Plaster ring raised 1/4"	1/4"	1.5	100	30
COVERS						
C7516	86760	4S Cover blank flat	Flat	1.5	100	32
C7517	86781	4S Cover 1/2" KO flat	Flat	---	100	50
CT1551	87137	4S Tile cover raised 1/4"	1/4"	1.7	100	22
CT1552	87138	4S Tile cover raised 1/2"	1/2"	3.5	100	36
CT1553	87139	4S Tile cover raised 3/4"	3/4"	5.5	100	40

STEEL RINGS

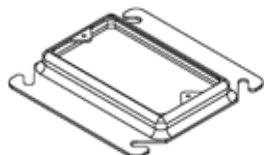
4" Square Single Gang Device Rings & Covers



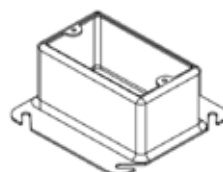
C4450



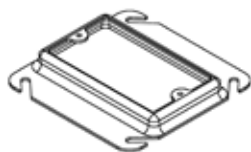
C4458



C4451



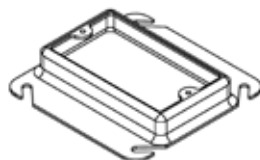
C4459



C4452



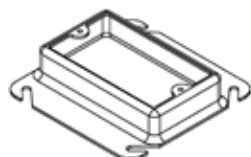
C7515



C4453



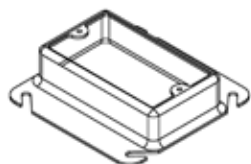
C7516



C4454



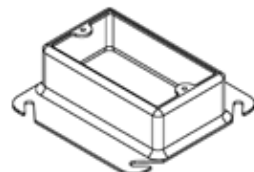
C7517



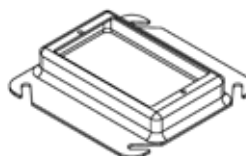
C4455



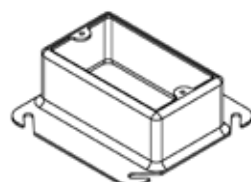
CT1551



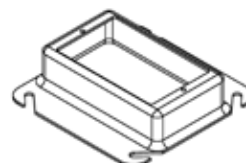
C4456



CT1552



C4457



CT1553



STEEL RINGS

4" Square Double Gang Device Rings

FEATURES

- Ideal for exposed work applications, providing an easy method for the installation of electrical devices
- Can be used on any 4" square box

APPLICATIONS

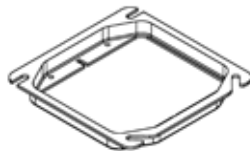
4" double gang device rings are used with 4" square boxes to mount switches, receptacles and devices. Angled slots on the covers compensate for up to 12° of box misalignment on upright framing members. Four slots for mounting vertically or horizontally.

MATERIAL

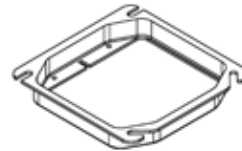
- Galvanized steel



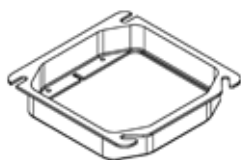
R2241



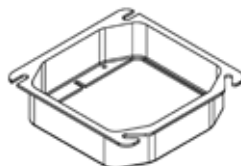
R2242



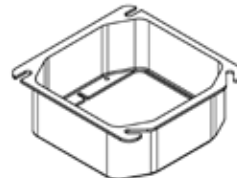
R2243



R2244



R2245



R2246

Catalog Number	UPC	Description	Depth	Cubic Inches	Ship Case	Weight/Case
R2241	86731	4S Device ring raised 1/4"	1/4"	2.3	200	24
R2242	86732	4S Device ring raised 1/2"	1/2"	5.4	100	22
R2243	86733	4S Device ring raised 5/8"	5/8"	7	100	36
R2244	86734	4S Device ring raised 3/4"	3/4"	8.5	100	38
R2245	86735	4S Device ring raised 1"	1"	11.6	50	40
R2246	86736	4S Device ring raised 1-1/4"	1-1/4"	14.7	50	21

STEEL BOXES

4-11/16" Square Welded Boxes & Covers

FEATURES

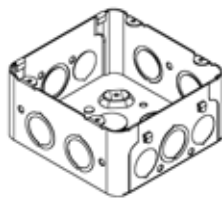
- Boxes – Welded
- Boxes – 2-1/8" deep
- Boxes – 44 cu. in.
- Available in multiple KO sizes, with or without concentric KOs and raised ground emboss with installed 10/32 ground screw where noted

APPLICATIONS

4-11/16" square welded junction boxes are used in a variety of industrial applications where larger sized conductors or wiring devices are needed and more volume is required. Can be installed in walls or ceilings for lighting fixtures, switches, receptacles or other outlet devices. 2-1/8" deep boxes offer extra cubic capacity. 4-11/16" square covers are used to cover 4-11/16" square box wiring and provide a means for access when future conduit runs are required. Covers are available in various styles.

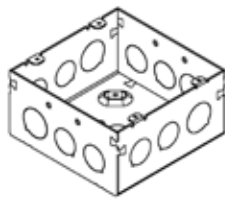
MATERIAL

- Galvanized steel



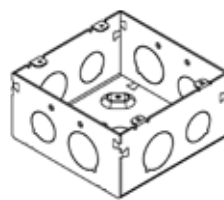
B8451

Raised Ground Emboss & 10/32 Ground Screw Concentric KO



B8453

Raised Ground Emboss & 10/32 Ground Screw



B8454

Raised Ground Emboss & 10/32 Ground Screw



C7510



C7513



C7511



C7514

Catalog Number	UPC	Description	Knockouts		Cubic Inches	Ship Case	Weight/Case
			Sides	Bottom			
BOXES							
B8451	86761	5S Box 2-1/8" deep 1/2" & 3/4" concentric KO with raised ground emboss	(4) - 1/2" & (6) - 1/2" & 3/4" CON. KO	(2) - 1/2" & 3/4" CON. & (2) - 1/2"	44	20	32
B8453	86763	5S Box 2-1/8" deep 1/2" & 3/4" KO with raised ground emboss	(8) - 1/2" & (4) - 3/4"	(2) - 1/2" & (2) - 3/4"	44	20	36
B8454	87146	5S Box 2-1/8" deep 3/4" & 1" KO with raised ground emboss	(4) - 3/4" & (4) - 1"	(2) - 1/2" & (2) - 3/4"	44	20	36
COVERS							
C7510	87175	5S Cover 1/2" KO flat (1) Hole & (1) Slot	---	(1) - 1/2" KO	Flat	50	31
C7511	86754	5S Cover blank flat (2) Hole & (2) Slot	---	---	Flat	50	31
C7513	86756	5S Cover blank flat (1) Hole & (1) Slot	---	---	Flat	50	31
C7514	86757	5S Cover 1 gang flat (2) Hole & (2) Slot	---	---	Flat	50	31



STEEL BOXES

4" Octagon Drawn Boxes & Extensions

FEATURES

- Boxes – Drawn
- Boxes – 1-1/2" deep
- Boxes – 15.8 cu. in.
- Available in multiple KO sizes, with or without concentric KOs and raised ground emboss with installed 10/32 ground screw where noted

APPLICATIONS

4" octagon junction boxes are used to install ceiling and wall lighting fixtures, fans or convenience outlets and devices. Octagon boxes are used to bring power to an electrical device where multiple conductor runs are split in two or more directions.

MATERIAL

- Galvanized steel



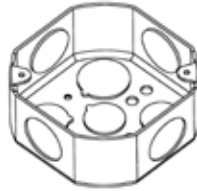
Catalog Number	UPC	Description	Knockouts		Cubic Inches	Ship Case	Weight/Case
			Sides	Bottom			
G4451	86710	4" Octagon box 1-1/2" deep 1/2" KO	(4) - 1/2"	(5) - 1/2"	15.8	50	24
G4452	86711	4" Octagon box 1-1/2" deep 3/4" KO	(4) - 3/4"	(3) - 1/2" & (2) - 3/4"	15.8	50	26
G4453	86712	4" Octagon box 1-1/2" deep 1/2" & 3/4" KO	(2) - 1/2" & (2) - 3/4"	(5) - 1/2"	15.8	50	26
G4454	86713	4" Octagon box 1-1/2" deep 1/2" & 3/4" KO with raised ground emboss & 10/32 ground screw	(2) - 1/2" & (2) - 3/4"	(2) - 1/2" & (2) - 3/4"	15.8	50	28
G4455	86714	4" Octagon box 1-1/2" deep 1/2" & 3/4" CON. KO with raised ground emboss	(4) - 1/2" & 3/4" CON.	(2) - 1/2" & 3/4" CON. (2) - 1/2"	15.8	50	28
G2450	87263	4" Octagon box 1-1/2" deep 1/2" KO, NM Clamp	(2) - 1/2"	(1) - 1/2"	15.8	50	26
G3450	87262	4" Octagon box 1-1/2" deep 1/2" & 3/4" CON. KO with FL Bracket	(1) - 1/2" (2) - 1/2"-3/4" CON.	(3) - 1/2" (2) - 3/4"	15.8	50	31
G3451	87266	4" Octagon box 1-1/2" deep with MC Clamp and Adj. Bar Hanger	(2) - 1/2"	---	15.8	50	42
G3452	87276	4" Octagon box 1-1/2" deep with NM Clamp and Adj. Bar Hanger	(2) - 1/2"	---	15.8	50	42
G3453	87277	4" Octagon box 1-1/2" deep 1/2" KO with Adj. Bar Hanger	(4) - 1/2"	(4) - 1/2"	15.8	50	42
EXTENSIONS							
EG411	86715	4" Octagon box extension 1-1/2" deep 1/2" KO	(4) - 1/2"	---	15.8	50	19
EG412	86716	4" Octagon box extension 1-1/2" deep 1/2" & 3/4" KO	(2) - 1/2" & (2) - 3/4"	---	15.8	50	19

STEEL BOXES

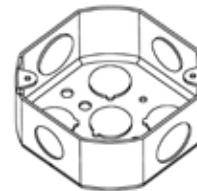
4" Octagon Drawn Boxes & Extensions



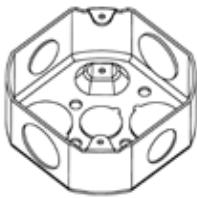
G4451



G4452

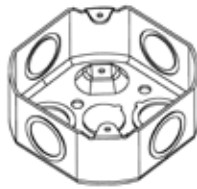


G4453



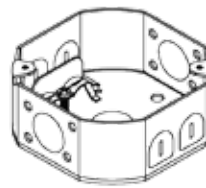
G4454

Raised Ground Emboss
& 10/32 Ground Screw



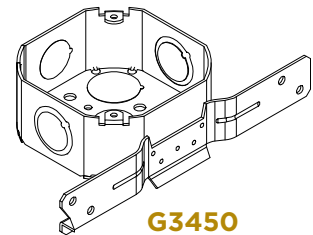
G4455

Raised Ground Emboss &
Concentric KO



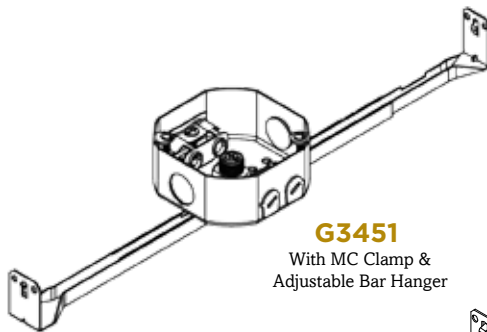
G2450

With NM Clamp



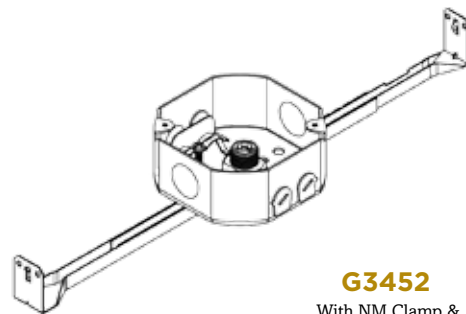
G3450

Concentric KO
with FL Bracket



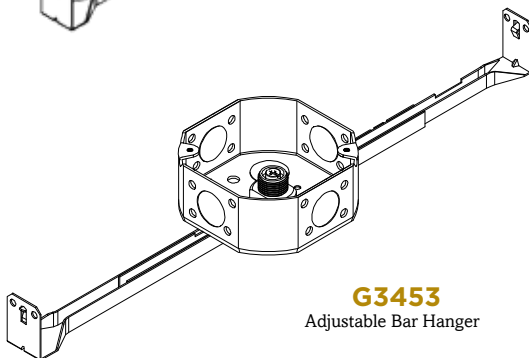
G3451

With MC Clamp &
Adjustable Bar Hanger



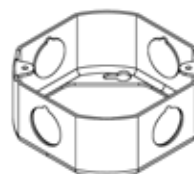
G3452

With NM Clamp &
Adjustable Bar Hanger

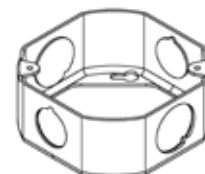


G3453

Adjustable Bar Hanger



EG411



EG412

STEEL BOXES

4" Octagon Drawn Deep Boxes & Covers

FEATURES

- Boxes – Drawn
- Boxes – 2-1/8" deep
- Boxes – 22.8 cu. in.
- Available in multiple KO sizes, with or without concentric KOs and raised ground emboss with installed 10/32 ground screw where noted



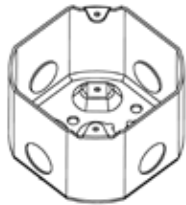
APPLICATIONS

4" octagon junction boxes are used to install ceiling and wall lighting fixtures, fans or convenience outlets and devices. Octagon boxes are used to bring power to an electrical device where multiple conductor runs are split in two or more directions. 2-1/8" deep boxes offer extra cubic capacity. 4" octagon blank flat covers are used to cover 4" square box wiring and provide a means for access when future conduit runs are required.



MATERIAL

- Galvanized steel



G4456

Raised Ground Emboss & 10/32 Ground Screw

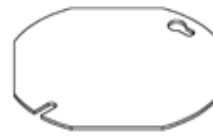


G4457

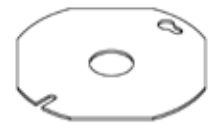


G4458

Concentric KO



C8451



C8452

Catalog Number	UPC	Description	Knockouts		Cubic Inches	Ship Case	Weight/Case
			Sides	Bottom			
G4456	86717	4" Octagon box 2-1/8" deep 1/2" KO with raised ground emboss & 10/32 ground screw	(4) - 1/2"	(4) - 1/2"	22.8	50	29
G4457	86718	4" Octagon box 2-1/8" deep 1/2" & 3/4" KO	(2) - 1/2" & (2) - 3/4"	(3) - 1/2" & (2) - 3/4"	22.8	50	29
G4458	86719	4" Octagon box 2-1/8" deep 1/2" & 3/4" concentric KO	(4) - 1/2" & 3/4" CON	(5) - 1/2"	22.8	50	29
COVERS							
C8451	86779	4" Octagon cover blank flat (1) Hole & (1) Slot	---	---	---	100	23
C8452	86780	4" Octagon flat (1) 1/2" KO, (1) Hole & (1) Slot	---	(1) 1/2"	---	100	23

STEEL BOXES

4" x 2" Drawn Handy Boxes

FEATURES

- Boxes – Drawn
- Boxes – 1-7/8" deep
- Boxes – 13.5 cu. in.
- Available in multiple KO sizes, with or without concentric KOs and raised ground emboss with installed 10/32 ground screw where noted

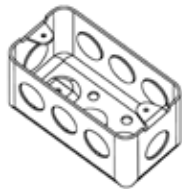


APPLICATIONS

Handy boxes, also referred to as utility boxes, are used for switch boxes, convenience outlets or small junction boxes in exposed work applications. They are great for appliances and machinery. Topaz handy utility boxes have a small, rectangular design that enables power outlets and switches to be installed in small places. They can easily be customized with special holes or knockouts for OEM applications.

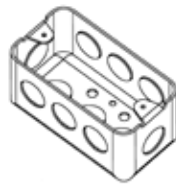
MATERIAL

- Galvanized steel

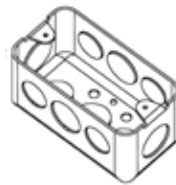


H4450

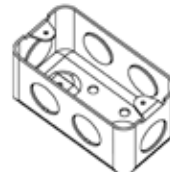
Raised Ground Emboss & 10/32 Ground Screw



H4451

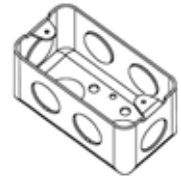


H4452

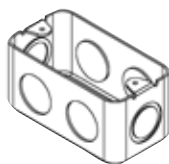


H4453

Raised Ground Emboss & 10/32 Ground Screw

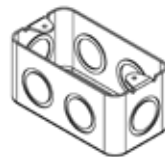


H4454



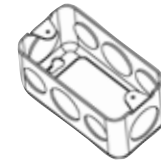
H4455

Concentric KO



H4456

Concentric KO



H4457

Catalog Number	UPC	Description	Knockouts		Cubic Inches	Ship Case	Weight/Case
			Sides	Bottom			
H4450	87147	4 X 2 Rectangular box 1-7/8" deep 1/2" KO with raised ground emboss & 10/32 ground screw	(8) - 1/2"	(2) - 1/2"	13.5	50	24
H4451	86703	4 X 2 Rectangular box 1-7/8" deep 1/2" KO	(8) - 1/2"	(3) - 1/2"	13.5	50	24
H4452	86704	4 X 2 Rectangular box 1-7/8" deep 1/2" & 3/4" KO	(4) - 1/2" & (4) - 3/4"	(2) - 1/2" & (1) - 3/4"	13.5	50	24
H4453	86705	4 X 2 Rectangular box 1-7/8" deep 3/4" KO with raised ground emboss & 10/32 ground screw	(6) - 3/4"	(1) - 3/4"	13.5	50	24
H4454	86706	4 X 2 Rectangular box 1-7/8" deep 3/4" KO	(6) - 3/4"	(2) - 3/4"	13.5	50	24
H4455	86707	4 X 2 Rectangular box 1-7/8" deep (2) Side 1/2" & 3/4" concentric KO	(2) - 1/2" & 3/4" CON KO & (4) - 3/4"	(2) - 3/4"	13.5	50	24
H4456	86708	4 X 2 Rectangular box 1-7/8" deep (4) Side 1/2" & 3/4" concentric KO	(6) - 1/2" & 3/4" CON KO	(2) - 3/4"	13.5	50	24
EXTENSIONS							
H4457	86709	4 X 2 Rectangular box 1-7/8" deep extension	(4) - 1/2" & (4) - 3/4"	---	13.5	50	20



STEEL COVERS

4" x 2" Handy Box Covers

FEATURES

- Ideal for exposed work applications, providing an easy method for the installation of electrical devices
- Can be used on any 4" x 2" rectangular box



APPLICATIONS

Handy box covers are used with handy boxes to protect wiring inside the box. Manufactured from galvanized steel and offered in various designs for receptacles, switches and other devices.



MATERIAL

- Galvanized steel



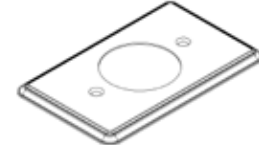
C1151



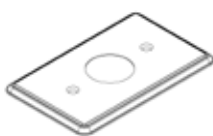
C1152



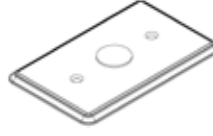
C1153



C1154



C1155



C1156



C6151

Catalog Number	UPC	Description	Depth	Cubic Inches	Ship Case	Weight/Case
C1151	86748	4" x 2" cover raised duplex	3/16"	2.3	250	45
C1152	86749	4" x 2" cover blank	Flat	1.7	250	40
C1153	86750	4" x 2" cover toggle switch	Flat	1.7	250	30
C1154	86751	4" x 2" cover 30-50A 1.60" diameter	Flat	1.7	250	38
C1155	86752	4" x 2" cover 15A 1.406" diameter	Flat	1.7	250	30
C1156	86753	4" x 2" cover 1/2" KO	Flat	1.7	250	30
C6151	86778	4" x 2" cover duplex	Flat	1.7	250	19

STEEL BOXES

Round Pancake Box, Covers & Fixture Hangers

FEATURES

- Pancake box—fixture ready, galvanized steel raised 5/8"
- Flexible fixture hangers offer a 20° swing from vertical and supports weight up to 50 pounds; ball type swivel
- Protects fixture against wind and vibration damage
- Steel plate serves as cover for outlet or concrete box



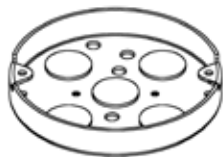
APPLICATIONS

Topaz pancake ceiling box can be used to install ceiling fans, lighting fixtures and other electrical devices. Flexible fixture hangers are designed for suspension of HID, Fluorescent and Incandescent lighting fixtures. Heavy duty for mounting to outlet and concrete boxes.

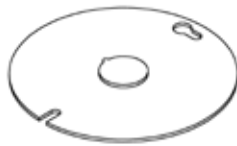


MATERIAL

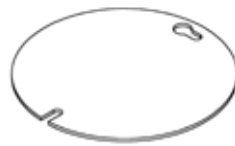
- Galvanized steel



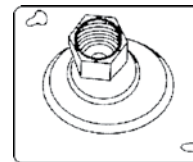
P4451



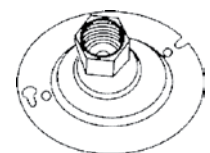
RC141



RC142



34S



33R

Catalog Number	UPC	Description	Depth	Cubic Inches	Ship Case	Weight/Case
P4451	86770	4" Round steel pancake box raised 5/8" 1/2" KO	5/8"	6.5	50	26
COVERS						
RC141	86758	4" Round cover flat (1) 1/2" KO, (1) Hole & (1) Slot	---	---	100	20
RC142	86759	4" Round cover blank flat (1) Hole & (1) Slot	---	---	100	20
FIXTURE HANGERS						
34S	10050	1/2"-3/4" Square flex fixture hanger	---	---	25	15
33R	10072	1/2"-3/4" Round flex fixture hanger	---	---	25	18



CROSS REFERENCE

Description	Topaz	Raco®	Orbit®	Crouse-Hinds®	Steel City®	Westinghouse
Ceiling Box Supports	CMB50	295	FS4PB			103600-611
	CMB150	296	FSB			105000-511
	CMB218	299	FSDB			
	CMB150SM		FSB-FB			
	CMB218SM	294	FSDB-FB			
	CPB13NMSM	7120				
	CMB150WB	935/936	FSB-OBH			11000
	CMB150NB	925/926	FSB-NBH			152500
	CMB218WB	934/937	FSDB-OBH			14000
4" Square Box Drawn	B4450	190	D4SB-50	TP410	52151	
	B4451					
	B4452	191/181	D4SB-75	TP412	52151-3/4	
	B4453	192	D4SB-50/75	TP414	52151-1/2 & 3/4	
	B4454		D4SB-CKO	TP404	52151-B	
4" Square Box Welded	B8544	196	4SB-50/75-FB	TP421		
	B8545	189	4SB-50/75			
	B8547	211	4SB-NM-B	TP444	52151BN	
	B8548	224	4SB-MC-B	TP456	52151-BX	
	B8549	218	4SB-MC-FB	TP459	52151-VX	
4" Square Deep Box Drawn	D4451		4SDB-50	TP430	52171-1/2	
	D4452		4SDB-50/75	TP434	52171-1/2 & 3/4	
	D4453		D4SDB-50/75			
	D4454	231	4SDB-75	TP432	52171-3/4	
	D4455	233	4SDB-100	TP436	52171-1	
	D4456		4SDB-75/100			
4" Square Deep Box Welded	B8452			TP403	52171-1/2 & 3/4E	
	B8546	232	4SDB-50/75			
	D6500	237	4SDB-MKO-FB	TP451	52171-CV1/2	
	D6541	241	4SDB-MC-FB	TP440	52151CVX	
4" Square Box Extension	E4511	201	4SB-50-EXT	TP424	53151-1/2 EXT	
	E4512	203	4SB-50/75-EXT	TP428	53151-1/2 & 3/4	

CROSS REFERENCE

Description	Topaz	Raco®	Orbit®	Crouse-Hinds®	Steel City®
4" Square Single Gang Device Rings	C4450	787	41000	TP480	52C0
	C4451				
	C4452	771	41025	TP482	52-C-62
	C4453	772	41050	TP484	52-C-13
	C4454	768	41058	TP489	
	C4455	773	41075	TP486	52-C-14/5/8
	C4456	774	41100	TP488	52-C-15
	C4457	775	41125	TP490	52-C-16
	C4458	785	41150	TP528	52C53112
	C4459	786	41200	TP530	52C542
	C7515				52-C-10
4" Square Single Gang Covers	C7516	752	4BC	TP472	52-C-1
	C7517	753	4BCK	TP478	52-C-6
	CT1551				
	CT1552	782	41050T		
	CT1553		41075T		52-C-14
4" Square Industrial Covers	C2237	915C	4424	TP517	RS19
	C2238	814C	4414	TP515	RS18
	C2239	808C	4404	TP513	RS16
	C2240	809C	4444	TP511	RS17
	C2241				
	C2242	906	4412	TP506	
	C2243	807	4422	TP510	RS-8
	C2244	801	4403	TP514	RS-11
	C2245	803	4411	TP508	RS-5
	C2246	810	4407	TP518	RS-13
	C2247	806	4423		
	C2248	805	4413	TP504	RS-1
	C2249	800	4401	TP512	RS-9
	C2250	807	4433		RS-10
	C2251	812	4405		RS-4
	C3451	902	4402	TP516	
	C3452				RS-2
	C3453				RS-3
C3454			TP516	RS-12	



CROSS REFERENCE

Description	Topaz	Raco®	Orbit®	Crouse-Hinds®	Steel City®
4" Square to Round Industrial covers	C6500	767	43050	TP476	52-C-3-1/2
	C6501	756	43058	TP477	52-C-3
	C6502	759	43075	TP475	52-C-3-3/4
	C6503	757	43100	TP479	52-C-3-1
	C6504	758	43125	TP483	52-C-3-1-1/4
	C6505		43150		
	C6506		43200		
4" Square Double Gang Device Rings	R2241	777	42025		52-C-20
	R2242	778	42050	TP498	52-C-17
	R2243	769	42058	TP499	52-C-1/8-5/8
	R2244	779	42075	TP500	
	R2245	780	42100		52C19
	R2246	781	42125		
4" Round Box & Covers	P4451	293	4PB	TP269	56111
	RC141		4RBCK		
	RC142		4RBC		
4-11/16" Square Box Welded	B8451	257			72171 1/2 & 3/4 E
	B8453		5SDB-50/75	TP556	
	B8454		5SDB-75/100	TP558	
4-11/16" Square Box Covers	C7510		5BCK	TP572	72C6
	C7511				
	C7513				
	C7514		51000		72-C-62

CROSS REFERENCE

Description	Topaz	Raco®	Orbit®	Crouse-Hinds®	Steel City®
4" Octagon Box Drawn	G4451	125	D4RB-50	TP274	54151-1/2
	G4452	126	D4RB-75	TP276	54151-3/4
	G4453	127	D4RB-50/75	TP278	54151-1/2 & 3/4
	G4454				
	G4455		4RB-MKO		
	G2450	146	4RB-NM	TP298	5415N
	G3450	161	4RB-MKO-FB	TP282	54151-V-12
	G3451	325	4RB-MC-BHA	TP368	54151-AF
	G3452	326	4RB-NM-BHA	TP376	54151-NF
	G3453	324	4RB-50-BHA	TP372	54151-J-1/2
4" Octagon Deep Box	G4456	165		TP288	54171-1/2
	G4457	166			
	G4458	167	4RDB-MKO	TP292	54171-1/2 & 3/4
4" Octagon Box Extension	EG411	128	4RB-50-EXT	TP284	55151-1/2
	EG412	130	4RB-MKO-EXT	TP286	55151-1/2 & 3/4
4" Octagon Box Covers	C8451	722	4RBC	TP322	54-C-1
	C8452	724	4RBCK	TP329	54-C-6
4" x 2" Handy Box	H4450	611	DHB-1-50		
	H4451	660	HB-1-50	TP596	58361-1/2
	H4452				
	H4453		DHB-1-75		
	H4454				58361-3/4
	H4455				
	H4456		HB-1-MKO		
4" x 2" Handy Box Extension	H4457	665	HB-1-MKO-EXT	TP592	59351-EXT
4" x 2" Handy Box Covers	C1151		WHBC-DR		
	C1152	860	HBC-B	TP608	58C1
	C1153	865	HBC-TS		58C36
	C1154	867	HBC-PO	TP610	58C4
	C1155	863	HBC-SR	TP612	58C5
	C1156	861	HBC-BK	TP614	58C6
	C6151	864	HBC-DR	TP616	58C7

This Cross Reference is for product specification comparison purposes only. Topaz does not claim the product specifications of other manufacturers, as listed in this Cross Reference, replicate the exact specifications of the Topaz products described within this brochure. Raco, Orbit, Crouse-Hinds, Steel City and certain other marks are owned by their respective companies.




Also available from Topaz...



Our Extensive Line of
Form 7 Conduit Bodies & Covers



Liquidtight Connectors
with Grounding Lug



Hot Dip Galvanized
Conduit Fittings

