







# THE SUMMER SUPPLEMENT

The Right Design for Any Idea.

# FIND YOUR DISTINCTIVE STYLE.

---

With an enormous selection of designs and finishes to choose from, you'll find the perfect fixture that allows you to express your own personal taste and create the mood of comfort and style that only a beautiful lighting fixture can achieve. If you want to set your home apart – then you are holding the right catalog! If you prefer to shop online, you're invited to browse our entire collection of lighting and ceiling fans at [QuorumInternational.com](http://QuorumInternational.com)

- INDOOR LIGHTING FAMILIES .....006
- VANITIES, WALL MOUNTS & SCONCES .....060
- CEILING MOUNTS.....064
- PENDANTS.....068
- ENTRIES ..... 074
- OUTDOOR FAMILIES ..... 076
- INDOOR CEILING FANS.....088
- OUTDOOR CEILING FANS ..... 114
- INDEX ..... 130



Have you received your new Quorum Catalogs?  
**REQUEST YOUR FREE COPIES TODAY!**

---









To view our complete collection please visit  
[QUORUMINTERNATIONAL.COM](http://QUORUMINTERNATIONAL.COM)




# HOW TO READ THE SPECIFICATIONS

Finish codes are found at the end of the item number

  
**6122-9-60**  
 31"(w) x 23"(h) - (9) 60W M  
 Aged Siler Leaf | Satin Opal Glass

**CHANDELIER**  product type & product number  
**6122-9-60**  dimensions & lamping  
 Aged Siler Leaf | Satin Opal Glass  finish shown



## FIXTURE'S AVAILABLE FINISHES

Each lighting family in the 2019 Summer Supplement catalog shows a representation of the finish that the family is available in.

### The Alpine Series Available Finish:



**-69 NR**  
 Noir/Driftwood Finish  
 Clear Seeded Glass

### Specification charts

A detailed specification chart can be found on the last page of each fixture family grouping

#### chandeliers

6189-8-69	25.25"(w) x 24"(h)	(8) 60W C	-69	009
6189-12-69	30.25"(w) x 28.75"(h)	(12) 60W C	-69	009

#### entries

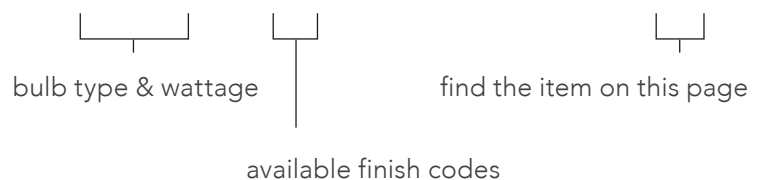
6589-6-69	36"(l) x 16"(w) x 14.5"(h)	(6) 60W C	-69	008
6789-4-69	18"(w) x 15.5"(h)	(4) 60W C	-69	011
6789-8-69	26"(w) x 18.5"(h)	(8) 60W C	-69	010

#### mini pendant

3189-69	8"(w) x 12"(h)	(1) 100W M	-69	009
---------	----------------	------------	-----	-----

#### pendants

8189-4-69	18"(w) x 15.5"(h)	(4) 60W C	-69	009
8189-8-69	26"(w) x 18.75"(h)	(8) 60W C	-69	011



# ALPINE



## ENTRY

**6589-6-69**

36" (l) x 16" (w) x 14.5" (h)\* - (6) 60W C

Noir/Driftwood Finish

\*Fixture supplied with 4-8", 4-12", 4-16" rods and 2' chain to customize hanging height.

## The Alpine Series Available Finish:



**-69 NR**

Noir/Driftwood Finish  
Clear Seeded Glass





**CHANDELIER**

**6189-12-69**

30.25"(w) x 28.75"(h)\* - (12) 60W C

Noir/Driftwood Finish

\*Fixture supplied with 2-8", 2-12", 2-16" rods and 1' chain to customize hanging height.



**CHANDELIER**

**6189-8-69**

25.25"(w) x 24"(h)\* - (8) 60W C

Noir/Driftwood Finish

\*Fixture supplied with 2-8", 2-12", 2-16" rods and 1' chain to customize hanging height.



**PENDANT**

**8189-4-69**

18"(w) x 15.5"(h)\* - (4) 60W C

Noir/Driftwood Finish

\*Fixture supplied with 2-8", 2-12", 2-16" rods and 1' chain to customize hanging height.



**MINI PENDANT**

**3189-69**

8"(w) x 12"(h)\* - (1) 100W M

Noir/Driftwood Finish

\*Fixture supplied with 2-8", 2-12", 2-16" rods and 1' chain to customize hanging height.



**ENTRY**  
**6789-4-69**

18" (w) x 15.5" (h)\* - (4) 60W C

Noir/Driftwood Finish

\*Fixture supplied with 2-8", 2-12", 2-16" rods and  
1' chain to customize hanging height.



**ENTRY**

**6789-8-69**

22" (w) x 28.5" (h)\* - (8) 60W C

Noir/Driftwood Finish

\*Fixture supplied with 2-8", 2-12", 2-16" rods and 1' chain to customize hanging height.



**PENDANT**

**8189-8-69**

26" (w) x 18.75" (h)\* - (8) 60W C

Noir/Driftwood Finish

\*Fixture supplied with 2-8", 2-12", 2-16" rods and 1' chain to customize hanging height.





**VANITY**

**5189-2-69**

13.75"(w) x 10.5"(h) x 5.75"(ext) - (2) 100W M  
Noir/Driftwood Finish | Clear Seeded Glass  
UL Damp

---



**VANITY**

**5189-3-69**

23"(w) x 10.5"(h) x 5.75"(ext) - (3) 100W M  
Noir/Driftwood Finish | Clear Seeded Glass  
UL Damp

---



**VANITY**

**5189-4-69**

32.5"(w) x 10.5"(h) x 5.75"(ext) - (4) 100W M  
Noir/Driftwood Finish | Clear Seeded Glass  
UL Damp

---









**WALL MOUNT**

**5189-1-69**

4.5" (w) x 10" (h) x 5.75" (ext) - (1) 100W M  
 Noir/Driftwood Finish | Clear Seeded Glass  
 UL Damp

**ALPINE**

	<b>item #</b>	<b>dimensions</b>	<b>bulbs</b>	<b>finishes</b>	<b>page</b>
	<b>chandeliers</b>				
	6189-8-69	25.25"(w) x 24"(h)	(8) 60W C	-69	007
	6189-12-69	30.25"(w) x 28.75"(h)	(12) 60W C	-69	007
	<b>entries</b>				
	6589-6-69	36"(l) x 16"(w) x 14.5"(h)	(6) 60W C	-69	006
	6789-4-69	18"(w) x 15.5"(h)	(4) 60W C	-69	008
	6789-8-69	22"(w) x 28.5"(h)	(8) 60W C	-69	009
	<b>mini pendant</b>				
	3189-69	8"(w) x 12"(h)	(1) 100W M	-69	007
	<b>pendants</b>				
	8189-4-69	18"(w) x 15.5"(h)	(4) 60W C	-69	007
	8189-8-69	26"(w) x 18.75"(h)	(8) 60W C	-69	009
	<b>vanities</b>				
	5189-2-69	13.75"(w) x 10.5"(h) x 5.75"(ext)	(2) 100W M	-69	010
	5189-3-69	23"(w) x 10.5"(h) x 5.75"(ext)	(3) 100W M	-69	010
	5189-4-69	32.5"(w) x 10.5"(h) x 5.75"(ext)	(4) 100W M	-69	010
	<b>wall mount</b>				
	5189-1-69	4.5"(w) x 10"(h) x 5.75"(ext)	(1) 100W M	-69	011

**The Alpine Series Available Finish:**



**-69 NR**  
 Noir/Driftwood Finish  
 Clear Seeded Glass

# ASPEN

---



## CHANDELIER

**6177-9-64**

30" (w) x 27.25" (h) - (9) 60W M

Classic Nickel | Clear Seeded Glass



## DUAL MOUNT

**2877-14-64**

14" (w) x 15" (h) - (2) 75W M

Classic Nickel | Clear Seeded Glass

---

### The Aspen Series Available Finishes:



**-64 CLN**

Classic Nickel  
Clear Seeded Glass



**-86 OB**

Oiled Bronze  
Linen Glass



**CHANDELIER**

**6177-5-64**

27" (w) x 21.5" (h) - (5) 60W M

Classic Nickel | Clear Seeded Glass



**NOOK**

**6477-5-64**

26" (w) x 22.75" (h) - (5) 100W M

Classic Nickel | Clear Seeded Glass

**MINI PENDANT**

**3177-64**

6.25" (w) x 8.5" (h)\* - (1) 100W M

Classic Nickel | Clear Seeded Glass

\*Height adjustable with assorted rods. 2-8", 2-12"  
and 3-16" rods included.



**VANITY**

**5077-2-64**

18.75"(w) x 9"(h) x 8.25"(ext) - (2) 100W M

Classic Nickel | Clear Seeded Glass

UL Damp

**VANITY**

**5077-3-64**

27.25"(w) x 9"(h) x 8.25"(ext) - (3) 100W M

Classic Nickel | Clear Seeded Glass

UL Damp



**WALL MOUNT**

**5477-1-64**

6.25"(w) x 18.5"(h) x 8"(ext) - (1) 100W M

Classic Nickel | Clear Seeded Glass









UL Damp



**VANITY**  
**5077-4-64**

36" (w) x 9" (h) x 8.25" (ext) - (4) 100W M  
Classic Nickel | Clear Seeded Glass  
UL Damp

**ASPEN**

	item #	dimensions	bulbs	finishes	page
	<b>chandeliers</b>				
	6177-5-XX	27" (w) x 21.5" (h)	(5) 60W M	-64, -86	013
	6177-9-XX	30" (w) x 27.25" (h)	(9) 60W M	-64, -86	012
	<b>dual mount</b>				
	2877-14-XX	14" (w) x 15" (h)	(2) 75W M	-64, -86	012
	<b>island</b>				
	6577-3-86	48.25" (l) x 13.5" (w) x 25" (h)	(3) 100W M	-86	
	<b>mini pendant</b>				
	3177-XX	6.25" (w) x 8.5" (h)	(1) 100W M	-64, -86	013
	<b>nook</b>				
	6477-5-XX	26" (w) x 22.75" (h)	(5) 100W M	-64, -86	013
	<b>pendant</b>				
	8177-5-86	27" (w) x 30" (h)	(5) 75W M	-86	
	<b>vanities</b>				
	5077-2-XX	18.75" (w) x 9" (h) x 8.25" (ext)	(2) 100W M	-64, -86	014
	5077-3-XX	27.25" (w) x 9" (h) x 8.25" (ext)	(3) 100W M	-64, -86	014
	5077-4-XX	36" (w) x 9" (h) x 8.25" (ext)	(4) 100W M	-64, -86	015
	<b>wall mount</b>				
	5477-1-XX	6.25" (w) x 18.5" (h) x 8" (ext)	(1) 100W M	-64, -86	014

**The Aspen Series Available Finishes:**



**-64 CLN**  
Classic Nickel  
Clear Seeded Glass



**-86 OB**  
Oiled Bronze  
Linen Glass

# BARKLEY

---



## CHANDELIER

6069-9-265

26.5"(w) x 32"(h) - (9) 60W M

Satin Nickel | Clear Seeded Glass

---

### The Barkley Series Available Finishes:



**-65 STN**  
Satin Nickel  
Satin Opal Glass



**-86 OB**  
Oiled Bronze  
Satin Opal Glass



**-265 STN**  
Satin Nickel  
Clear Seeded Glass



**-286 OB**  
Oiled Bronze  
Clear Seeded Glass





**NOOK**

**6369-5-265**

24" (w) x 22.5" (h) - (5) 60W M  
Satin Nickel | Clear Seeded Glass



**CHANDELIER**

**6069-5-265**

24" (w) x 27" (h) - (5) 60W M  
Satin Nickel | Clear Seeded Glass



**CHANDELIER**

**6069-3-286**

18" (w) x 24" (h) - (3) 60W M  
Oiled Bronze | Clear Seeded Glass



**DUAL MOUNT**

**2840-12-86**

11.75" (w) x 11.25" (h) - (3) 60W C  
Oiled Bronze | Clear Seeded Glass



**DUAL MOUNT**

**2840-14-86**

13.75" (w) x 11.25" (h) - (4) 60W C  
Oiled Bronze | Clear Seeded Glass



**VANITY**  
**5069-2-265**

14" (w) x 9.75" (h) x 6.25" (ext) - (2) 100W M  
Satin Nickel | Clear Seeded Glass  
UL Damp

**VANITY**  
**5069-3-286**

21" (w) x 9.75" (h) x 6.25" (ext) - (3) 100W M  
Oiled Bronze | Clear Seeded Glass  
UL Damp



**VANITY**  
**5069-4-286**

29" (w) x 9.75" (h) x 6.25" (ext) - (4) 100W M  
Oiled Bronze | Clear Seeded Glass  
UL Damp

**WALL MOUNT**  
**5569-1-265**

5.75" (w) x 9.75" (h) x 6.25" (ext) - (1) 100W M  
Satin Nickel | Clear Seeded Glass  
UL Damp










**MINI PENDANT**

**3069-265**

5.75"(w) x 7"(h) - (1) 100W M

Satin Nickel | Clear Seeded Glass

**BARKLEY**

	<b>item #</b>	<b>dimensions</b>	<b>bulbs</b>	<b>finishes</b>	<b>page</b>
	<b>chandeliers</b>				
	6069-3-XX	18"(w) x 24"(h)	(3) 60W M	-65, -86, -265, -286	017
	6069-5-XX	24"(w) x 27"(h)	(5) 60W M	-65, -86, -265, -286	017
	6069-9-XX	26.5"(w) x 32"(h)	(9) 60W M	-65, -86, -265, -286	016
	<b>dual mounts</b>				
	2769-15-XX	15"(w) x 12"(h)	(3) 60W C	-65, -86	
	<b>nooks</b>				
	6369-5-XX	24"(w) x 22.5"(h)	(5) 60W C	-65, -86, -265, -286	017
	<b>mini pendants</b>				
	3069-XX	5.75"(w) x 7"(h)	(1) 100W M	-65, -86, -265, -286	019
	<b>pendants</b>				
	6069-XX	11"(w) x 8"(h)	(1) 100W M	-65, -86	
	<b>vanities</b>				
	5069-2-XX	14"(w) x 9.75"(h) x 6.25"(ext)	(2) 100W M	-65, -86, -265, -286	018
	5069-3-XX	21"(w) x 9.75"(h) x 6.25"(ext)	(3) 100W M	-65, -86, -265, -286	018
	5069-4-XX	29"(w) x 9.75"(h) x 6.25"(ext)	(4) 100W M	-65, -86, -265, -286	018
	<b>wall mounts</b>				
	5569-1-XX	5.75"(w) x 9.75"(h) x 6.25"(ext)	(1) 100W M	-65, -86, -265, -286	018

**The Barkley Series Available Finishes:**



**-65 STN**  
Satin Nickel  
Satin Opal Glass



**-86 OB**  
Oiled Bronze  
Satin Opal Glass



**-265 STN**  
Satin Nickel  
Clear Seeded Glass



**-286 OB**  
Oiled Bronze  
Clear Seeded Glass

# BENNETT

---



## PENDANT

**8311-8-65**

28.5"(w) x 33"(h)\* - (8) 60W C

Satin Nickel

\*Height adjustable with assorted rods. 2-8", 2-12"  
and 3-16" rods included.

## PENDANT

**8311-6-65**

28.5"(w) x 33"(h)\* - (6) 60W C

Satin Nickel


\*Height adjustable with assorted rods. 2-8", 2-12"  
and 3-16" rods included.

---

### The Bennett Series Available Finishes:



**-65 STN**  
Satin Nickel



**-80 AGB**  
Aged Brass



**ISLAND**

**6311-3-65**

42"(l) x 11"(w) x 15.5"(h)\* - (3) 100W M

Satin Nickel

\*Height adjustable with assorted rods. 4-8", 4-12"  
and 6-16" rods included.



**WALL MOUNT**

**5311-1-65**

11"(w) x 16"(h) x 11.5"(ext) - (1) 100W M

Satin Nickel



**PENDANT**

**8311-3-65**

12.5"(w) x 17.25"(h)\* - (3) 60W C

Satin Nickel

\*Height adjustable with assorted rods. 2-8", 2-12"  
and 3-16" rods included.



**PENDANT**

**3311-65**

11" (w) x 14" (h)\* - (1) 100W M

Satin Nickel

\*Height adjustable with assorted rods. 2-8", 2-12"  
and 3-16" rods included.

**PENDANT**

**8311-4-65**

20" (w) x 27" (h)\* - (4) 60W C

Satin Nickel

\*Height adjustable with assorted rods. 2-8", 2-12"  
and 3-16" rods included.






**SUGGESTED FAN PAIRING**

**64525-65**

Satin Nickel

Satin Nickel | Walnut Blades

**BENNETT**

	<b>Item #</b>	<b>dimensions</b>	<b>bulbs</b>	<b>finishes</b>	<b>page</b>
	<b>islands</b>				
	6311-3-XX	42"(l) x 11"(w) x 15.5"(h)	(3) 100W M	-65, -80	021
	<b>pendants</b>				
	3311-XX	11"(w) x 14"(h)	(1) 100W M	-65, -80	022
	8311-3-XX	12.5"(w) x 17.25"(h)	(3) 60W C	-65, -80	021
	8311-4-XX	20"(w) x 27"(h)	(4) 60W C	-65, -80	022
	8311-6-65	24"(w) x 30.5"(h)	(6) 60W C	-65	020
	8311-8-XX	28.5"(w) x 33"(h)	(8) 60W C	-65, -80	020
	<b>wall mounts</b>				
	5311-1-XX	11"(w) x 16"(h) x 11.5"(ext)	(1) 100W M	-65, -80	021

**The Bennett Series Available Finishes:**



**-65 STN**  
Satin Nickel



**-80 AGB**  
Aged Brass



# BROOKS

---



## CHANDELIER

**6250-9-65\***


29" (w) x 32" (h) - (9) 60W C

Satin Nickel


\*Supplied with metal and candle drip sleeves.

---

### The Brooks Series Available Finishes:




**-65 STN**  
Satin Nickel  
Satin Opal Glass



**-69 NR**  
Noir  
Clear Seeded Glass



**-70 PW**  
Persian White  
Clear Seeded Glass



**-80 AGB\***  
Aged Brass  
Satin Opal Glass  
\*assorted vanities only



**-86 OB**  
Oiled Bronze  
Satin Opal Glass



**CHANDELIER**

**6250-8-65\***

28.75" (w) x 30" (h) - (8) 60W C

Satin Nickel

\*Supplied with metal and candle drip sleeves.



**CHANDELIER**


**6250-5-65\***

22" (w) x 23.5" (h) - (5) 60W C

Satin Nickel

\*Supplied with metal and candle drip sleeves.

---



**CHANDELIER**

**6250-3-65\***

16" (w) x 20.5" (h) - (3) 60W C

Satin Nickel

\*Supplied with metal and candle drip sleeves.

---



**WALL MOUNT**

**5650-1-65\***

5.5" (w) x 25.75" (h) x 6" (ext) - (1) 60W C

Satin Nickel

\*Supplied with metal and candle drip sleeves.

---








**SUGGESTED FAN PAIRING**

**42525-65**

Satin Nickel

Satin Nickel | Walnut Blades

**BROOKS**

	item #	dimensions	bulbs	finishes	page
	<b>chandeliers</b>				
	6050-5-86	26"(w) x 23.5"(h)	(5) 60W M	-86	
	6050-9-86	32"(w) x 32"(h)	(9) 60W M	-86	
	6250-3-XX	16"(w) x 20.5"(h)	(3) 60W C	-65, -69	026
	6250-5-XX	22"(w) x 23.5"(h)	(5) 60W C	-65, -69, -70, -86	026
	6250-8-XX	28.75"(w) x 30"(h)	(8) 60W C	-65, -69, -70, -86	025
	6250-9-XX	29"(w) x 32"(h)	(9) 60W C	-65, -69, -70, -86	024
	6250-15-XX	43"(w) x 43"(h)	(15) 60W C	-70, -86	
	<b>mini pendants</b>				
	3050-XX	7"(w) x 4.5"(h)	(1) 100W M	-69, -86	
	<b>nooks</b>				
	6450-3-86	23"(w) x 18"(h)	(3) 100W M	-86	
	6450-5-86	25"(w) x 19.25"(h)	(5) 100W M	-86	
	<b>vanities</b>				
	5150-2-XX	14.5"(w) x 6.75"(h) x 8"(ext)	(2) 100W M	-65, -69	
	5150-3-XX	21"(w) x 6.75"(h) x 8.25"(ext)	(3) 100W M	-65, -69, -70, -80, -86	
	5150-4-XX	29.25"(w) x 6.75"(h) x 8"(ext)	(4) 100W M	-65, -69, -70, -80, -86	
	<b>wall mounts</b>				
	5450-1-86	5.5"(w) x 25"(h) x 7.75"(ext)	(1) 100W M	-86	
	5650-1-XX	5.5"(w) x 25.75"(h) x 6"(ext)	(1) 100W M	-65, -69, -70, -86	026

**The Brooks Series Available Finishes:**




**-65 STN**  
Satin Nickel  
Satin Opal Glass



**-69 NR**  
Noir  
Clear Seeded Glass



**-70 PW**  
Persian White  
Clear Seeded Glass



**-80 AGB\***  
Aged Brass  
Satin Opal Glass  
\*assorted vanities only



**-86 OB**  
Oiled Bronze  
Satin Opal Glass

# CITADEL

---



## ENTRY

**6963-9-65**

23.75"(w) x 31.5"(h)\* - (9) 60W C

Satin Nickel | Acrylic/Clear Fluted Glass

---

### The Citadel Series Available Finishes:



**-65 SN**  
Satin Nickel  
Acrylic/Clear Fluted Glass



**-80 AGB**  
Aged Brass  
Acrylic/Clear Fluted Glass



**WALL MOUNT**  
**5163-1-65**

8"(w) x 11.25"(h) x 4.5"(ext) - (1) 60W C  
Satin Nickel | Acrylic/Clear Fluted Glass



**ENTRY**  
**6963-4-65**

16"(w) x 23.5"(h)\* - (4) 60W C  
Satin Nickel | Acrylic/Clear Fluted Glass



**PENDANT**  
**8163-6-80**  
23.75"(w) x 22.5"(h)\* - (6) 60W C  
Aged Brass | Acrylic/Clear Fluted Glass








**ENTRY**

**6963-3-80**

14"(w) x 20.5"(h) - (3) 60W C

Aged Brass | Acrylic/Clear Fluted Glass

**CITADEL**

	<b>item #</b>	<b>dimensions</b>	<b>bulbs</b>	<b>finishes</b>	<b>page</b>
	<b>entires</b>				
	6963-3-XX	14"(w) x 20.5"(h)	(3) 60W C	-65, -80	031
	6963-4-XX	16"(w) x 23.5"(h)	(4) 60W C	-65, -80	029
	6963-9-XX	23.75"(w) x 31.5"(h)	(9) 60W C	-65, -80	028
	<b>pendants</b>				
	8163-6-XX	23.75"(w) x 22.5"(h)	(6) 60W C	-65, -80	030
	<b>wall mounts</b>				
	5163-1-XX	8"(w) x 11.25"(h) x 4.5"(ext)	(1) 60W C	-65, -80	029

**The Citadel Series Available Finishes:**



**-65 SN**  
Satin Nickel  
Acrylic/Clear Fluted Glass



**-80 AGB**  
Aged Brass  
Acrylic/Clear Fluted Glass

# COLLINS

---



## CHANDELIER

**6044-9-86**

30" (w) x 31" (h)\* - (9) 60W C

Oiled Bronze | Clear Glass



## PENDANT

**3044-86**

10" (w) x 20" (h)\* - (1) 60W M

Oiled Bronze | Clear Glass

---

### The Collins Series Available Finishes:



**-65 SN**  
Satin Nickel  
Clear Glass



**-80 AGB**  
Aged Brass  
Clear Glass



**-86 OB**  
Oiled Bronze  
Clear Glass



**CHANDELIER**

**6044-5-65**

25" (w) x 24.5" (h)\* - (5) 60W C  
Satin Nickel | Clear Glass



**CHANDELIER**

**6044-3-65**

19" (w) x 19.25" (h)\* - (3) 60W C  
Satin Nickel | Clear Glass



**CHANDELIER**

**6044-4-80**

22" (w) x 21.25" (h)\* - (4) 60W C  
Aged Brass | Clear Glass



**VANITY**

**5044-3-80**

19" (w) x 9.5" (h) x 6" (ext) - (3) 60W C  
Aged Brass | Clear Glass

**VANITY**

**5044-4-86**

25.5" (w) x 9.5" (h) x 6" (ext) - (4) 60W C  
Oiled Bronze | Clear Glass



**ENTRY**

**8044-4-65**

16" (w) x 26.5" (h)\* - (4) 60W C  
Satin Nickel



**ENTRY**

**8044-5-86**

20" (w) x 31.5" (h)\* - (5) 60W C  
Oiled Bronze



**WALL MOUNT**

**5044-1-65**

14.5"(w) x 9.5"(h) x 5.75"(ext) - (1) 60W C  
Satin Nickel | Clear Glass

**VANITY**


**5044-2-65**

12.75"(w) x 9.5"(h) x 6"(ext) - (2) 60W C  
Satin Nickel | Clear Glass

**COLLINS**

	item #	dimensions	bulbs	finishes	page
	<b>chandeliers</b>				
	6044-3-XX	19"(w) x 19.25"(h)	(3) 60W C	-65, -80, -86	033
	6044-4-XX	22"(w) x 21.25"(h)	(4) 60W C	-65, -80, -86	033
	6044-5-XX	25"(w) x 24.5"(h)	(5) 60W C	-65, -80, -86	033
	6044-9-XX	30"(w) x 31"(h)	(9) 60W C	-65, -80, -86	032
	<b>entries</b>				
	8044-4-XX	16"(w) x 26.5"(h)	(4) 60W C	-65, -80, -86	034
	<b>pendants</b>				
	3044-XX	10"(w) x 20"(h)	(1) 60W M	-65, -80, -86	032
	<b>vanities</b>				
	5044-2-XX	12.75"(w) x 9.5"(h) x 6"(ext)	(2) 60W C	-65, -80, -86	035
	5044-3-XX	19"(w) x 9.5"(h) x 6"(ext)	(3) 60W C	-65, -80, -86	034
	5044-4-XX	25.5"(w) x 9.5"(h) x 6"(ext)	(4) 60W C	-65, -80, -86	034
	<b>wall mounts</b>				
5044-1-XX	14.5"(w) x 9.5"(h) x 5.75"(ext)	(1) 60W C	-65, -80, -86	035	

**The Collins Series Available Finishes:**



# DUBLIN



## PENDANT

**6942-4-74**

21.5"(w) x 25"(h)\* - (4) 60W C


Gold Leaf

\*\*Noir Finish is supplied with Noir, Satin Nickel and Aged Brass sleeves.


### The Dublin Series Available Finishes:



**-64 CN**  
Classic Nickel



**-69 NR**  
Noir



**-74 GL**  
Gold Leaf



**-86 OB**  
Oiled Bronze





**PENDANT**

**3842-69**

11" (w) x 14" (h)\* - (1) 100W M

Noir



**PENDANT**

**6842-6-64**

29.5" (w) x 34" (h)\* - (6) 60W C

Classic Nickel



**PENDANT**

**6842-4-69\*\***

18" (w) x 21" (h)\* - (4) 60W C

Noir

\*\*Noir Finish is supplied with Noir, Satin Nickel and Aged Brass sleeves.

**DUBLIN**



Item #	dimensions	bulbs	finishes	page
<b>pendants</b>				
3842-XX	11"(w) x 14"(h)	(1) 100W M	-64, -69, -74, -86	037
6842-4-XX	18"(w) x 21"(h)	(4) 60W C	-64, -69, -74, -86	037
6842-6-XX	29.5"(w) x 34"(h)	(6) 60W C	-64, -69, -74, -86	037
6942-4-XX	21.5"(w) x 25"(h)	(4) 60W C	-64, -69, -74, -86	036

# ENCLAVE

---



## CHANDELIER

**6059-8-280**

30" (w) x 29" (h) - (8) 60W M

Aged Brass | Clear Seeded Glass



## PENDANT

**3059-280**

5.5" (w) x 7" (h)\* - (1) 100W M

Aged Brass | Clear Seeded Glass

\*Height adjustable with assorted rods. 2-8", 2-12"  
and 3-16" rods included.

---

### The Enclave Series Available Finishes:



**-65 STN**

Satin Nickel  
Satin Opal Glass




**-80 AGB**

Aged Brass  
Satin Opal Glass



**-86 OB**

Oiled Bronze  
Satin Opal Glass



**-265 STN**

Satin Nickel  
Clear Seeded Glass



**-280 AGB**

Aged Brass  
Clear Seeded Glass



**-286 OB**

Oiled Bronze  
Clear Seeded Glass





**CHANDELIER**  
**6059-9-265**  
27" (w) x 32.5" (h) - (9) 60W M  
Satin Nickel | Clear Seeded Glass



**CHANDELIER**  
**6059-5-265**  
24" (w) x 25" (h) - (5) 60W M  
Satin Nickel | Clear Seeded Glass



**DUAL MOUNT**  
**2841-10-65**  
10.25" (w) x 13.5" (h) - (3) 60W C  
Satin Nickel | Clear Seeded Glass



**DUAL MOUNT**  
**2841-13-65**  
13" (w) x 16" (h) - (4) 60W C  
Satin Nickel | Clear Seeded Glass



**VANITY**  
**5059-3-286**  
19.25"(w) x 8.5"(h) x 7"(ext) - (3) 100W M  
Oiled Bronze | Clear Seeded Glass  
UL Damp



**VANITY**  
**5059-2-286**  
13"(w) x 8.5"(h) x 7"(ext) - (2) 100W M  
Oiled Bronze | Clear Seeded Glass  
UL Damp



**VANITY**  
**5059-4-286**  
26.5"(w) x 8.5"(h) x 7"(ext) - (4) 100W M  
Oiled Bronze | Clear Seeded Glass  
UL Damp



**CHANDELIER**  
**6059-3-265**  
19"(w) x 20.5"(h) - (3) 60W M  
Satin Nickel | Clear Seeded Glass



**WALL MOUNT**  
**5459-1-265**  
5.5"(w) x 8"(h) x 7"(ext) - (1) 100W M  
Satin Nickel | Clear Seeded Glass  
UL Damp









**SUGGESTED FAN PAIRING**

**90565-65**







Satin Nickel

Satin Nickel | Walnut Blades

**ENCLAVE**

	<b>Item #</b>	<b>dimensions</b>	<b>bulbs</b>	<b>finishes</b>	<b>page</b>
	<b>chandeliers</b>				
	6059-3-XX	19"(w) x 20.5"(h)	(3) 60W M	-65, -80,-86, -265, -280,-286	040
	6059-5-XX	24"(w) x 25"(h)	(5) 60W M	-65, -80,-86, -265, -280,-286	039
	6059-8-XX	30"(w) x 29"(h)	(8) 60W M	-65, -80,-86, -265, -280,-286	038
	6059-9-XX	27"(w) x 32.5"(h)	(9) 60W M	-65, -80,-86, -265, -280,-286	039
	6059-12-XX	35"(w) x 38"(h)	(12) 60W M	-65, -80,-86	
	6059-15-XX	38.5"(w) x 44"(h)	(15) 60W M	-65, -80,-86	
	<b>dual mounts</b>				
	2759-9-XX	9"(w) x 20"(h)	(2) 75W M	-65, -80,-86	
	<b>mini pendants</b>				
	3059-XX	5.5"(w) x 7"(h)	(1) 100W M	-65, -80,-86, -265, -280,-286	038
	3159-XX	9"(w) x 9.25"(h)	(1) 100W M	-65, -80,-86	
	<b>nooks</b>				
	6459-4-XX	22"(w) x 18"(h)	(4) 100W M	-65, -80,-86	
	<b>vanities</b>				
	5059-2-XX	13"(w) x 8.5"(h) x 7"(ext)	(2) 100W M	-65, -80,-86, -265, -280,-286	040
	5059-3-XX	19.25"(w) x 8.5"(h) x 7"(ext)	(3) 100W M	-65, -80,-86, -265, -280,-286	040
	5059-4-XX	26.5"(w) x 8.5"(h) x 7"(ext)	(4) 100W M	-65, -80,-86, -265, -280,-286	040
	<b>wall mounts</b>				
	5459-1-XX	5.5"(w) x 8"(h) x 7"(ext)	(1) 100W M	-65, -80,-86, -265, -280,-286	040

**The Enclave Series Available Finishes:**

	<b>-65 STN</b> Satin Nickel Satin Opal Glass		<b>-80 AGB</b> Aged Brass Satin Opal Glass		<b>-86 OB</b> Oiled Bronze Satin Opal Glass		<b>-265 STN</b> Satin Nickel Clear Seeded Glass
	<b>-280 AGB</b> Aged Brass Clear Seeded Glass		<b>-286 OB</b> Oiled Bronze Clear Seeded Glass				

# JARDIN

---



## CHANDELIER

**6127-9-286**

30" (w) x 28" (h) - (9) 60W M

Oiled Bronze | Clear Seeded Glass

## WALL MOUNT

**5427-1-286**

5.75" (w) x 15" (h) x 7.25" (ext) - (1) 100W M


Oiled Bronze | Clear Seeded Glass

### The Jardin Series Available Finishes:




**-65 STN**

Satin Nickel  
Satin Opal Glass




**-86 OB**

Oiled Bronze  
Satin Opal Glass



**-265 STN**

Satin Nickel  
Clear Seeded Glass



**-286 OB**

Oiled Bronze  
Clear Seeded Glass



**DUAL MOUNT**  
**2840-12-86**  
11.75"(w) x 11.25"(h) - (3) 60W C  
Oiled Bronze | Clear Seeded Glass

---



**DUAL MOUNT**  
**2840-14-86**  
13.75"(w) x 11.25"(h) - (4) 60W C  
Oiled Bronze | Clear Seeded Glass

---



**MINI PENDANT**  
**3127-265**  
5.5"(w) x 6.5"(h) - (1) 100W M  
Satin Nickel | Clear Seeded Glass

---



**CHANDELIER**  
**6127-5-265**  
24"(w) x 25.5"(h) - (5) 60W M  
Satin Nickel | Clear Seeded Glass

---



**CHANDELIER**  
**6127-3-286**  
20"(w) x 21"(h) - (3) 60W M  
Oiled Bronze | Clear Seeded Glass

---



**VANITY**

**5027-2-286**

14.5"(w) x 9.75"(h) x 5.75"(ext) - (2) 100W M

Oiled Bronze | Clear Seeded Glass

UL Damp

**VANITY**

**5027-3-265**

21.5"(w) x 10.25"(h) x 5.75"(ext) - (3) 100W M

Satin Nickel | Clear Seeded Glass

UL Damp



**VANITY**

**5027-4-286**

30"(w) x 10.25"(h) x 5.75"(ext) - (4) 100W M

Oiled Bronze | Clear Seeded Glass

UL Damp









## ISLAND

**6627-3-265**

33"(l) x 5.75"(w) x 15"(h) - (3) 100W M

Satin Nickel | Clear Seeded Glass


## JARDIN

	item #	dimensions	bulbs	finishes	page
	<b>chandeliers</b>				
	6127-3-XX	20"(w) x 21"(h)	(3) 60W M	-65, -86, -265, -286	043
	6127-5-XX	24"(w) x 25.5"(h)	(5) 60W M	-65, -86, -265, -286	043
	6127-9-XX	30"(w) x 28"(h)	(9) 60W M	-65, -86, -265, -286	042
	<b>dual mounts</b>				
	2827-15-XX	15"(w) x 12"(h)	(3) 60W M	-65, -86	
	<b>islands</b>				
	6627-3-XX	33"(l) x 5.75"(w) x 15"(h)	(3) 100W M	-65, -86, -265, -286	045
	<b>mini pendants</b>				
	3127-XX	5.5"(w) x 6.5"(h)	(1) 100W M	-65, -86, -265, -286	043
	<b>vanities</b>				
	5027-2-XX	14.5"(w) x 9.75"(h) x 5.75"(ext)	(2) 100W M	-65, -86, -265, -286	044
	5027-3-XX	21.5"(w) x 10.25"(h) x 5.75"(ext)	(3) 100W M	-65, -86, -265, -286	044
	5027-4-XX	30"(w) x 10.25"(h) x 5.75"(ext)	(4) 100W M	-65, -86, -265, -286	044
	<b>wall mounts</b>				
	5427-1-XX	5.75"(w) x 15"(h) x 7.25"(ext)	(1) 100W M	-65, -86, -265, -286	042


### The Jardin Series Available Finishes:




**-65 STN**  
Satin Nickel  
Satin Opal Glass



**-86 OB**  
Oiled Bronze  
Satin Opal Glass



**-265 STN**  
Satin Nickel  
Clear Seeded Glass



**-286 OB**  
Oiled Bronze  
Clear Seeded Glass



# MANOR

---



## ENTRY

**6809-12-64**

29" (w) x 38" (h)\* - (12) 60W C

Classic Nickel

\*\*Noir Finish is supplied with Noir, Satin Nickel and Aged Brass sleeves.

---

### The Manor Series Available Finishes:



**-64 CN**  
Classic Nickel



**-69 NR**  
Noir



**-86 OB**  
Oiled Bronze





**ENTRY**

**6809-9-69\*\***

25" (w) x 34.25" (h)\* - (9) 60W C

Noir

\*\*Noir Finish is supplied with Noir, Satin Nickel and Aged Brass sleeves.

**ENTRY**

**6809-9-86\***

25" (w) x 34.25" (h)\* - (9) 60W C

Oiled Bronze

**MANOR**



Item #	dimensions	bulbs	finishes	page
<b>entries</b>				
6809-9-XX	25"(w) x 34.25"(h)	(9) 60W C	-64, -69, -86	047
6809-12-XX	29"(w) x 38"(h)	(12) 60W C	-64, -69, -86	046

# OMNI

---



## CHANDELIER

**6212-9-69**

32" (w) x 25.5" (h)\* - (9) 60W M

Noir



## PENDANT

**8212-65**

12" (w) x 7.25" (h)\* - (1) 100W M

Satin Nickel

---

### The Omni Series Available Finishes:



**-65 SN**  
Satin Nickel



**-69 NR**  
Noir



**-80 AGB**  
Aged Brass



**WALL MOUNT**  
**5212-1-69**

6" (w) x 10.5" (h) x 7.5" (ext) - (1) 100W M  
Noir



**NOOK**  
**6312-3-65**

31.5" (w) x 15.25" (h) - (3) 100W C  
Satin Nickel



**CONVERTIBLE CHANDELIER/NOOK**  
**6212-3-80**

19" (w) x 15.75" (h) - (3) 60W M  
Aged Brass



**CONVERTIBLE CHANDELIER/NOOK**  
**6212-5-69**

26" (w) x 17.5" (h) - (5) 60W M  
Noir



**2 LIGHT VANITY**

**5212-2-69**

14.5"(w) x 10.5"(h) x 8"(ext) - (2) 100W M

Noir

UL Damp

**3 LIGHT VANITY**

**5212-3-69**

22.5"(w) x 10.5"(h) x 8"(ext) - (3) 100W M

Noir

UL Damp

**4 LIGHT VANITY**

**5212-4-69**

30.5"(w) x 10.5"(h) x 8"(ext) - (4) 100W M

Noir

UL Damp



**WALL MOUNT**

**5312-65\***

8.5"(w) x 11.5"(h) x 10.75"(ext) - (1) 100W M

Satin Nickel

UL Damp

\*Adjustable Pivot Joints



**WALL MOUNT**

**5412-80\***







12" (w) x 11.5" (h) x 24" (ext) - (1) 100W M

Aged Brass

UL Damp

\*Adjustable Pivot Joints

**OMNI**

	<b>item #</b>	<b>dimensions</b>	<b>bulbs</b>	<b>finishes</b>	<b>page</b>
	<b>chandeliers</b>				
	6212-9-XX	32"(w) x 25.25"(h)	(9) 60W M	-65, -69, -80	048
	<b>convertible chandeliers/nooks</b>				
	6212-3-XX	19"(w) x 15.75"(h)	(3) 60W M	-65, -69, -80	049
	6212-5-XX	26"(w) x 17.5"(h)	(5) 60W M	-65, -69, -80	049
	<b>nooks</b>				
	6312-3-XX	31.5"(w) x 15.25"(h)	(3) 100W M	-65, -69, -80	049
	<b>pendants</b>				
	8212-XX	12"(w) x 7.25"(h)	(1) 100W M	-65, -69, -80	048
	<b>vanities</b>				
	5212-2-XX	14.5"(w) x 10.5"(h) x 8"(ext)	(2) 100W M	-65, -69, -80	050
	5212-3-XX	22.5"(w) x 10.5"(h) x 8"(ext)	(3) 100W M	-65, -69, -80	050
	5212-4-XX	30.5"(w) x 10.5"(h) x 8"(ext)	(4) 100W M	-65, -69, -80	050
	<b>wall mounts</b>				
	5212-1-XX	6"(w) x 10.5"(h) x 7.5"(ext)	(1) 100W M	-65, -69, -80	049
	5312-XX	8.5"(w) x 11.5"(h) x 10.75"(ext)	(1) 100W M	-65, -69, -80	050
	5412-XX	12"(w) x 11.5"(h) x 24"(ext)	(1) 100W M	-65, -69, -80	051

**The Omni Series Available Finishes:**



**-65 SN**  
Satin Nickel



**-69 NR**  
Noir



**-80 AGB**  
Aged Brass

# OPTIC

---



## PENDANT

**6114-6-65**

20"(w) x 18"(h) - (6) 60W C


Satin Nickel | Clear Acrylic

---

### The Optic Series Available Finishes:



**-65 SN**  
Satin Nickel  
Clear Acrylic



**-80 AGB**  
Aged Brass  
Clear Acrylic



**WALL MOUNT**  
**5114-1-80**

7"(w) x 11.25"(h) x 3.25"(ext) - (1) 60W C  
Aged Brass | Clear Acrylic



**PENDANT**  
**6114-3-80**

13"(w) x 12"(h) - (3) 60W C  
Aged Brass | Clear Acrylic





**ENTRY**

**8114-9-65**

20" (w) x 28" (h) - (9) 60W C  
Satin Nickel | Clear Acrylic

---








**ENTRY**

**8114-6-80**

16" (w) x 24" (h) - (6) 60W C  
Aged Brass | Clear Acrylic


**OPTIC**

	<b>item #</b>	<b>dimensions</b>	<b>bulbs</b>	<b>finishes</b>	<b>page</b>
	<b>entires</b>				
	8114-6-XX	16"(w) x 24.5"(h)	(6) 60W C	-65, -80	055
	8114-9-XX	20"(w) x 28"(h)	(9) 60W C	-65, -80	054
	<b>pendants</b>				
	6114-3-XX	13"(w) x 12"(h)	(3) 60W C	-65, -80	053
	6114-6-XX	20"(w) x 18"(h)	(6) 60W C	-65, -80	052
	<b>wall mounts</b>				
	5114-1-XX	7"(w) x 11.25"(h) x 3.25"(ext)	(1) 60W C	-65, -80	053

**The Optic Series Available Finishes:**



**-65 SN**  
Satin Nickel  
Clear Acrylic



**-80 AGB**  
Aged Brass  
Clear Acrylic

# ROSSINGTON

---



## CHANDELIER

**6122-5-265**

25" (w) x 25" (h) - (5) 60W M

Satin Nickel | Clear Seeded Glass



## PENDANT

**3122-265**

5" (w) x 7" (h)\* - (1) 100W M

Satin Nickel | Clear Seeded Glass

\*Height adjustable with assorted rods. 2-8", 2-12" and 3-16" rods included.

## The Rossington Series Available Finishes:




**-65 STN**

Satin Nickel  
Satin Opal Glass



**-80 AGB**

Aged Brass  
Satin Opal Glass



**-86 OB**

Oiled Bronze  
Satin Opal Glass



**-265 STN**

Satin Nickel  
Clear Seeded Glass



**-280 AGB**

Aged Brass  
Clear Seeded Glass



**-286 OB**

Oiled Bronze  
Clear Seeded Glass



**DUAL MOUNT**

**2840-12-86**

11.75" (w) x 11.25" (h) - (3) 60W C  
Oiled Bronze | Clear Seeded Glass

---



**DUAL MOUNT**

**2840-14-86**

13.75" (w) x 11.25" (h) - (4) 60W C  
Oiled Bronze | Clear Seeded Glass

---



**NOOK**

**6422-4-286**

21" (w) x 18" (h) - (4) 100W M  
Oiled Bronze | Clear Seeded Glass

---



**CHANDELIER**

**6122-9-286**

31" (w) x 23" (h) - (9) 60W M  
Oiled Bronze | Clear Seeded Glass

---



**VANITY**

**5122-3-265**

21.5"(w) x 9"(h) x 6"(ext) - (3) 100W M  
Satin Nickel | Clear Seeded Glass  
UL Damp



**VANITY**

**5122-4-265**

30"(w) x 9"(h) x 6"(ext) - (4) 100W M  
Satin Nickel | Clear Seeded Glass  
UL Damp



**CHANDELIER**

**6122-3-280**

18"(w) x 19"(h) - (3) 60W M  
Aged Brass | Clear Seeded Glass



**WALL MOUNT**

**5522-1-280**

5"(w) x 12.5"(h) x 6.25"(ext) - (1) 100W M  
Aged Brass | Clear Seeded Glass  
UL Damp



**VANITY**

**5122-2-265**

16.125"(w) x 9"(h) x 6"(ext) - (2) 100W M  
Satin Nickel | Clear Seeded Glass  
UL Damp



**WALL MOUNT**

**5422-1-265**

5.125"(w) x 9"(h) x 6"(ext) - (1) 100W M  
Satin Nickel | Clear Seeded Glass  
UL Damp

# ROSSINGTON

Item #	dimensions	bulbs	finishes	page
<b>chandeliers</b>				
6022-4-XX	14"(w) x 20"(h)	(4) 60W C	-65, -80, -86	
6022-5-XX	22"(w) x 25.25"(h)	(5) 60W C	-65, -80, -86	
6022-8-XX	24.5"(w) x 28.5"(h)	(8) 60W C	-65, -80, -86	
6022-9-XX	27"(w) x 23.5"(h)	(9) 60W C	-65, -80, -86	
6022-9-1XX	26.5"(w) x 31"(h)	(9) 60W C	-65, -80, -86	
6022-12-XX	31.5"(w) x 37.5"(h)	(12) 60W C	-65, -80, -86	
6122-3-XX	18"(w) x 19"(h)	(3) 60W M	-65, -80, -86, -265, -280, -286	058
6122-5-XX	25"(w) x 25"(h)	(5) 60W M	-65, -80, -86, -265, -280, -286	056
6122-8-XX	27"(w) x 29"(h)	(8) 60W M	-65, -80, -86	
6122-9-XX	31"(w) x 23"(h)	(9) 60W M	-65, -80, -86, -265, -280, -286	057
6122-9-1XX	29.5"(w) x 31"(h)	(9) 60W M	-65, -80, -86	
6122-12-XX	35.25"(w) x 37"(h)	(12) 60W M	-65, -80, -86	
<b>dual mounts</b>				
2822-18-XX	18"(w) x 18.5"(h)	(4) 60W C	-65, -80, -86	
2922-13-XX	13"(w) x 13.5"(h)	(2) 75W M	-65, -80, -86	
<b>entries</b>				
6822-2-XX	8"(w) x 16"(h)	(2) 60W C	-65, -80, -86	
6822-3-XX	12"(w) x 21.5"(h)	(3) 60W C	-65, -80, -86	
6822-4-XX	18"(w) x 30"(h)	(4) 60W C	-65, -80, -86	
<b>islands</b>				
6522-2-XX	36"(l) x 13.5"(w) x 19"(h)	(2) 100W M	-65, -80, -86	
6522-3-XX	45.5"(l) x 13.5"(w) x 22.5"(h)	(3) 100W M	-65, -80, -86	
<b>nooks</b>				
6422-4-XX	21"(w) x 18"(h)	(4) 100W M	-65, -80, -86, -265, -280, -286	057
<b>pendant</b>				
3122-XX	5"(w) x 7"(h)	(1) 100W M	-65, -80, -86, -265, -280, -286	056
<b>vanities</b>				
5122-2-XX	16.125"(w) x 9"(h) x 6"(ext)	(2) 100W M	-65, -80, -86, -186, -265, -280, -286	058
5122-3-XX	21.5"(w) x 9"(h) x 6"(ext)	(3) 100W M	-65, -80, -86, -186, -265, -280, -286	058
5122-4-XX	30"(w) x 9"(h) x 6"(ext)	(4) 100W M	-65, -80, -86, -186, -265, -280, -286	058
<b>wall mounts</b>				
5422-1-XX	5.125"(w) x 9"(h) x 6"(ext)	(1) 100W M	-65, -80, -86, -186, -265, -280, -286	058
5522-1-XX	5"(w) x 12.5"(h) x 6.25"(ext)	(1) 100W M	-65, -80, -86, -265, -280, -286	058


## The Rossington Series Available Finishes:




**-65 STN**  
Satin Nickel  
Satin Opal Glass



**-80 AGB**  
Aged Brass  
Satin Opal Glass



**-86 OB**  
Oiled Bronze  
Satin Opal Glass



**-265 STN**  
Satin Nickel  
Clear Seeded Glass



**-280 AGB**  
Aged Brass  
Clear Seeded Glass



**-286 OB**  
Oiled Bronze  
Clear Seeded Glass



a



b



c



d

**NOIR | SATIN OPAL GLASS**

**A. 5076-4-69**

27.5"(w) x 8.25"(h) x 6.25"(ext) - (4) 100W M

**B. 5076-3-69**

19.75"(w) x 8.25"(h) x 6.25"(ext) - (3) 100W M

**C. 5476-1-69 WALL MOUNT**

4.75"(w) x 8.25"(h) x 6.25"(ext) - (1) 100W M

**D. 5476-2-69 WALL MOUNT**

12"(w) x 8.25"(h) x 6.25"(ext) - (2) 100W M



a



b



c

**NOIR**

**A. 5049-6-69**

36" (w) x 4.5" (h) x 2" (ext) - (6) 100W M

**B. 5049-4-69**

24" (w) x 4.5" (h) x 2" (ext) - (4) 100W M

**C. 5049-3-69**

18" (w) x 4.5" (h) x 2" (ext) - (3) 100W M





a



b



c

**SATIN NICKEL | SATIN OPAL GLASS** (shown)

**A. 5404-4-65**

24" (w) x 7.5" (h) x 7.5" (ext) - (4) 100W M

**B. 5404-3-65**

16.5" (w) x 7.5" (h) x 8" (ext) - (3) 100W M

**C. 5404-2-65**

11.75" (w) x 7.5" (h) x 5" (ext) - (2) 100W M

**D. 5404-1-65**

5.25" (w) x 4.5" (h) x 6.5" (ext) - (1) 100W M

**Additional Finish:**



Oiled Bronze  
Satin Opal Glass

- 5404-4-86 - 4 Light
- 5404-3-86 - 3 Light
- 5404-2-86 - 2 Light
- 5404-1-86 - 1 Light



d



**NOIR** (shown)

**5391-69**

7" (w) x 29.5" (h) x 29" (ext) - (1) 100W M  
Adjustable Pivot Joint

**Additional Finish:**



**5391-80**  
Aged Brass



**SATIN NICKEL | WHITE ACRYLIC** (shown)


**3094-13-65**

13.5"(w) x 6"(h) - (2) 60W M

**Additional Finishes:**



**3094-13-69**  
Noir  
White Acrylic



**3094-13-80**  
Aged Brass  
White Acrylic



**NOIR | CLEAR SEEDED GLASS** (shown)

**3193-12-69**

12"(w) x 11.5"(h) - (1) 60W M

**Additional Finishes:**



**3193-12-65**  
Satin Nickel  
Clear Seeded Glass



**3193-12-80**  
Aged Brass  
Clear Seeded Glass



**POLISHED NICKEL** (shown)

**322-62**

6"(w) x 3"(h) - (1) 60W M


**Additional Finishes:**



**322-65**  
Satin Nickel



**322-69**  
Noir



**322-80**  
Aged Brass




**NOIR | SATIN OPAL GLASS** (shown)


**3001-15-69**

15"(w) x 9"(h) - (1) 60W M

**Additional Finishes:**



**3001-15-8**  
Studio White  
Satin Opal Glass



**3001-15-65**  
Satin Nickel  
Satin Opal Glass



**3001-15-80**  
Aged Brass  
Satin Opal Glass



**STUDIO WHITE | SATIN OPAL GLASS**  
**3003-11-8**  
10.5"(w) x 7.5"(h) - (1) 60W M



**SATIN NICKEL | SATIN OPAL GLASS**  
**3003-11-65**  
10.5"(w) x 7.5"(h) - (1) 60W M



**AGED BRASS | SATIN OPAL GLASS**  
**3003-11-80**  
10.5"(w) x 7.5"(h) - (1) 60W M



**NOIR | SATIN OPAL GLASS**  
**3003-11-69**  
10.5"(w) x 7.5"(h) - (1) 60W M



**STUDIO WHITE | SATIN OPAL GLASS**  
**3004-11-8**  
11.25"(w) x 8"(h) - (1) 60W M



**SATIN NICKEL | SATIN OPAL GLASS**  
**3004-11-65**  
11.25"(w) x 8"(h) - (1) 60W M



**AGED BRASS | SATIN OPAL GLASS**  
**3004-11-80**  
11.25"(w) x 8"(h) - (1) 60W M



**NOIR | SATIN OPAL GLASS**  
**3004-11-69**  
11.25"(w) x 8"(h) - (1) 60W M



a



b



c

**NOIR | SATIN OPAL GLASS**

**A. 3509-9-69**

8.5"(w) x 5"(h) - (1) 60W M

**B. 3509-14-69**

14"(w) x 5.5"(h) - (3) 60W M

**C. 3509-12-69**

12"(w) x 5"(h) - (2) 60W M



a



b



c

**NOIR | SATIN OPAL GLASS**

**A. 3505-9-69**

9.25"(w) x 3.75"(h) - (1) 60W M

**B. 3505-11-69**

11"(w) x 3.75"(h) - (2) 40W M

**C. 3505-13-69**

13"(w) x 3.75"(h) - (2) 40W M



**CHANDELIER**

**6040-5-86** (shown)  
20" (w) x 17.5" (h) - (5) 60W C  
Oiled Bronze

**Additional Finish:**



**6040-5-65**  
Sati Nickel



**CHANDELIER**

**6041-5-69**  
20" (w) x 17.5" (h) - (5) 60W C  
Noir | Clear Seeded



**CHANDELIER**

**6041-5-65** (shown)  
22.5" (w) x 17.5" (h) - (5) 60W C  
Satin Nickel | Satin Opal

**Additional Finish:**



**6041-5-86**  
Oiled Bronze  
Satin Opal





**3391-69**

10" (w) x 11.75" (h)\* - (1) 100W M

Noir

Adjustable Pivot Joints

\*Supplied with 2-8", 2-12", 2-16" stems and 1' of chain to customize hanging height.

**Additional Finish:**



**3391-80**  
Aged Brass



**6193-12-80**

12" (w) x 13.25" (h)\* - (1) 100W M

Aged Brass | Clear Glass

\*Supplied with 2-8", 2-12", 2-16" stems and 1' of chain to customize hanging height.

**Additional Finishes:**



**6193-12-65**  
Satin Nickel  
Clear Glass



**6193-12-69**  
Noir  
Clear Glass

**8006-0880**

12" (w) x 11.5" (h)\* - (1) 100W M

Studio White/Aged Brass

\*Supplied with 2-8", 2-12", 2-16" stems and 1' of chain to customize hanging height.

**Additional Finish:**



**8006-6980**  
Noir/Aged Brass





**8150-4-86**

15.5"(w) x 19.5"(h)\* - (4) 60W C

Oiled Bronze

\*Supplied with 2-8", 2-12", 2-16" stems and 1' of chain to customize hanging height.

\*\*Supplied with Noir, Satin Nickel and Aged Brass sleeves.

**Additional Finishes:**



**8150-4-74**  
Gold Leaf



**8150-4-69\*\***  
Noir

**8150-6-86**

18"(w) x 23.75"(h)\* - (6) 60W C

Oiled Bronze

\*Supplied with 2-8", 2-12", 2-16" stems and 1' of chain to customize hanging height.

\*\*Supplied with Noir, Satin Nickel and Aged Brass sleeves.

**Additional Finishes:**



**8150-6-74**  
Gold Leaf



**8150-6-69\*\***  
Noir



**8065-4-69**

18" (w) x 28.5" (h)\* - (4) 60W C

Noir/Aged Brass

\*Supplied with 2-8", 2-12", 2-16" stems and 1' of chain to customize hanging height.



**8065-6-69**

23.5" (w) x 34.25" (h)\* - (6) 60W C

Noir/Aged Brass

\*Supplied with 2-8", 2-12", 2-16" stems and 1' of chain to customize hanging height.

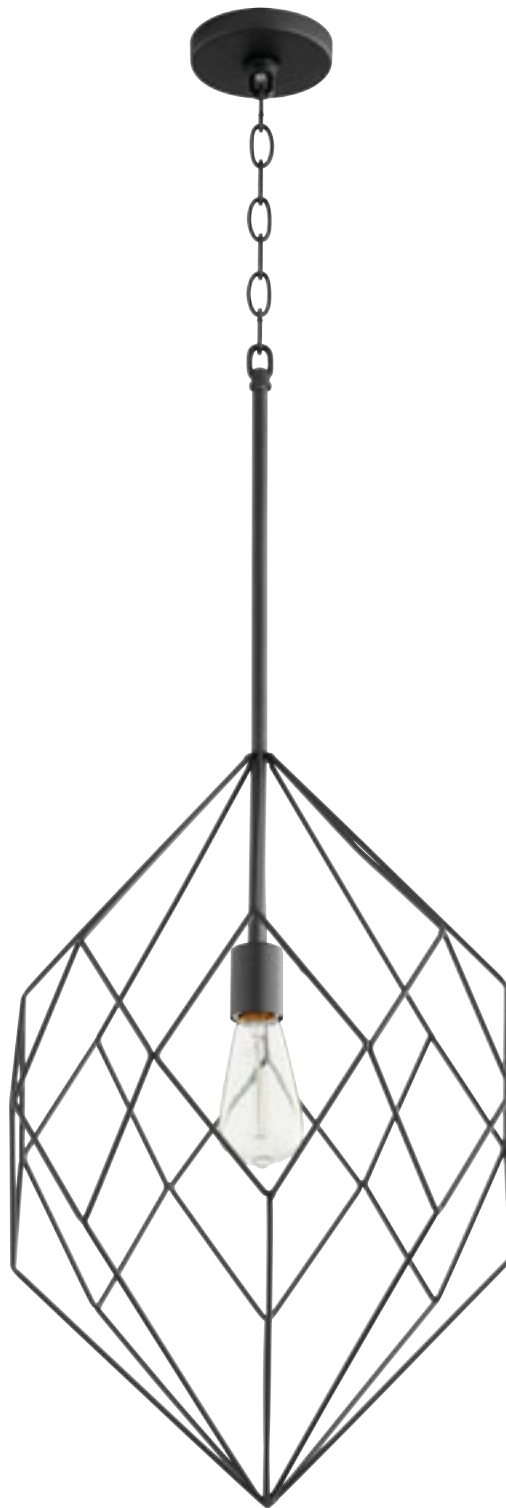


**3102-69**

8"(w) x 18.5"(h)\* x 5"(d) - (1) 60W M T10

Noir

\*Supplied with 2-8", 2-12", 2-16" stems and 1' of chain to customize hanging height.



**8005-69**

15.75"(w) x 25.75"(h)\* - (1) 100W M

Noir

\*Supplied with 2-8", 2-12", 2-16" stems and 1' of chain to customize hanging height.



**882-69**

5"(w) x 9.25"(h) - (1) 60W M

Noir | Clear/Frost Glass

Pendant supplied with 10' cord.



**ENTRY**

**6796-8-86**

23" (w) x 23" (h) - (8) 60W C

Oiled Bronze

---



**ENTRY**

**894-3-80** (shown)  
13" (w) x 15.5" (h) - (3) 60W C  
Aged Brass

**Additional Finishes:**




**894-3-86**  
Oiled Bronze



**894-3-69**  
Noir



**894-3-65**  
Satin Nickel



**894-3-14**  
Chrome



**ENTRY**

**894-4-69** (shown)  
23" (w) x 21" (h) - (4) 60W C  
Noir

**Additional Finishes:**




**894-4-86**  
Oiled Bronze



**894-4-80**  
Aged Brass



**894-4-65**  
Satin Nickel




**894-4-14**  
Chrome



# BALBOA OUTDOOR

---



**WALL MOUNT**

**7203-6-69**

6" (w) x 18.5" (h) x 8" (ext) - (1) 100W M

Noir | Clear Seeded Glass

ETL Wet

---



**WALL MOUNT**

**7203-5-69**

5" (w) x 15" (h) x 6.75" (ext) - (1) 60W M

Noir | Clear Seeded Glass

ETL Wet

**WALL MOUNT**

**7203-7-69**

7" (w) x 20.5" (h) x 9" (ext) - (1) 100W M

Noir | Clear Seeded Glass

ETL Wet

---

**The Balboa Outdoor Series Available Finishes:**



**-69 NR**  
Noir  
Opal Glass



**-86 OB**  
Oiled Bronze  
Opal Glass



# DIMAS OUTDOOR

---



**WALL MOUNT**

**7215-69**

6"(w) x 12"(h) x 7"(ext) - (1) 60W M

Noir | Clear Glass

UL Wet

---



**WALL MOUNT**

**7215-4-69**

10"(w) x 19"(h) x 11.5"(ext) - (4) 40W C

Noir | Clear Glass

UL Wet

---



**WALL MOUNT**

**7215-3-69**

8"(w) x 16"(h) x 9"(ext) - (3) 40W C

Noir | Clear Glass

UL Wet

---

**The Dimas Outdoor Series Available Finish:**



**-69 NR**

Noir

Clear Glass



**PENDANT**  
**7216-3-69**

8"(w) x 18.25"(h) - (3) 40W C  
Noir | Clear Glass  
UL Damp



**POST LANTERN**  
**7217-3-69**

8.5"(w) x 19.5"(h) - (3) 40W C  
Noir | Clear Glass  
UL Wet

# EASTON OUTDOOR

---



**WALL MOUNT**

**7040-86**

6.75"(w) x 11.5"(h) x 8"(ext) - (1) 60W M

Oiled Bronze | Clear Seeded Glass

UL Wet

---



**WALL MOUNT**

**7040-1-86**

8"(w) x 13.5"(h) x 9"(ext) - (1) 100W M

Oiled Bronze | Clear Seeded Glass

UL Wet

---



**WALL MOUNT**

**7040-3-86**

9.5"(w) x 16.5"(h) x 11.25"(ext) - (3) 60W C

Oiled Bronze | Clear Seeded Glass

UL Wet

---

**The Easton Outdoor Series Available Finish:**



**-86 OB**

Oiled Bronze

Clear Seeded Glass



**PENDANT**

**7041-1-86**

8"(w) x 16"(h) - (1) 100W M  
Oiled Bronze | Clear Seeded Glass  
UL Damp



**POST LANTERN**

**7042-1-86**

8"(w) x 18.5"(h) - (1) 100W M  
Oiled Bronze | Clear Seeded Glass  
UL Wet



**PENDANT**

**7041-3-86**

9.5"(w) x 17"(h) - (3) 60W C  
Oiled Bronze | Clear Seeded Glass  
UL Damp



**POST LANTERN**

**7042-3-86**

9.5"(w) x 21"(h) - (3) 60W C  
Oiled Bronze | Clear Seeded Glass  
UL Wet

# GARRETT OUTDOOR

---



**WALL MOUNT**

**7411-8-69**

8"(w) x 14"(h) x 9"(ext) - (1) 60W M

Noir | Satin Opal Glass

UL Wet

---



**WALL MOUNT**

**7411-12-69**

12"(w) x 20"(h) x 13.5"(ext) - (1) 100W M

Noir | Satin Opal Glass

UL Wet

---



**WALL MOUNT**

**7411-10-69**

10"(w) x 17"(h) x 11.5"(ext) - (1) 100W M

Noir | Satin Opal Glass

UL Wet

---

**The Garrett Outdoor Series Available Finish:**



**-69 NR**

Noir

Satin Opal Glass





**PENDANT**  
**7412-10-69**  
10"(w) x 16"(h) - (1) 100W M  
Noir | Satin Opal Glass  
UL Damp



**POST LANTERN**  
**7413-10-69**  
10"(w) x 19"(h) - (1) 100W M  
Noir | Satin Opal Glass  
UL Wet

# WESTERLY OUTDOOR

---



**WALL MOUNT**

**7027-2-69\*\***

7.5"(w) x 19.5"(h) x 6.5"(ext) - (2) 60W C

Noir | Clear Glass

UL Wet

\*\*Supplied with Noir, Satin Nickel and Aged Brass sleeves.

---



**WALL MOUNT**

**7027-3-69\*\***

10"(w) x 18.625"(h) x 8.25"(ext) - (3) 60W C

Noir | Clear Glass

UL Wet

\*\*Supplied with Noir, Satin Nickel and Aged Brass sleeves.

**WALL MOUNT**

**7027-4-69\*\***

11"(w) x 21"(h) x 8"(ext) - (4) 60W C

Noir | Clear Glass

UL Wet

\*\*Supplied with Noir, Satin Nickel and Aged Brass sleeves.

---

**The Westerly Outdoor Series Available Finish:**



**-69 NR\*\***  
Noir  
Clear Glass



**PENDANT**  
**7028-4-69\*\***

9" (w) x 21" (h) - (4) 60W C

Noir | Clear Glass

UL Damp

\*\*Supplied with Noir, Satin Nickel and Aged Brass sleeves.



**POST LANTERN**  
**7029-4-69\*\***

9" (w) x 21" (h) - (4) 60W C

Noir | Clear Glass

UL Wet

\*\*Supplied with Noir, Satin Nickel and Aged Brass sleeves.



**WALL MOUNT**

**706-86** (shown)

7" (w) x 12.5" (h) x 8.5" (ext) - (1) 60W M

Oiled Bronze | Clear Glass

UL Wet

**Additional Finish:**



**706-69**

Noir

Clear Glass



**4106-8069\*** (*shown*)  
4.25"(w) x 2.25"(h) - (1) 9W, 3000K, 80CRI LED  
Noir  
Bulb Provided is Non-Dimming  
UL Wet

**Additional Finishes:**



**4106-8095\***  
Old Word




**4106-8044\***  
Toasted Sienna



**4106-806\***  
Gloss White

# APEX 56"



## AVAILABLE FINISH

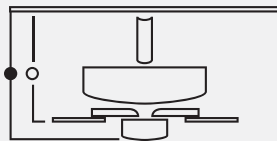


### 90565-69

Noir  
Matte Black | Weathered Oak Blades

The Apex fan can be converted to a 60" sweep by simply purchasing a set of optional blades. See page 338 in the 2019 Quorum Ceiling Fan Catalog for optional blade selection.

#### HEIGHT CHART



#### FAN HEIGHT

Using 4" Downrod  
● Distance of 12.5"  
○ Distance of 10.5"

#### GENERAL SPECS

5 Finish Combinations Available  
Lifetime Motor Warranty  
Five Blades  
56" Blade Sweep  
14-Degree Blade Pitch  
4" and 6" Downrod Included

#### MECHANICAL SPECS

188 x 22 Motor Size  
3 Speeds-Reversible  
80" Lead Wire  
16 Poles  
.68/.46/.27 AMPS on H/M/L  
80/39/14 WATTS on H/M/L  
157/106/62 RPMS on H/M/L  
Triple Capacitor  
Remote Control Adaptable

#### ENERGY SPECS

Energy Information at High Speed  
Airflow: 4487 Cubic Feet/Minute  
Electricity Use: 49 Watts (Excludes Lights)  
Airflow Efficiency: 93 Cubic Feet/Minute/Watt

#### REMOTE CONTROL OPTIONS



7-1305-0

7-1401-0

#### BLADE ALTERNATIVES

Use indoor blade type 3-56  
See page 335 in the 2019 Quorum Fan Catalog for options.  
Use indoor blade type 3-60  
See page 338 in the 2019 Quorum Fan Catalog for options.



# CAPRI 52" 3 LIGHT UNI-PACK



**AVAILABLE FINISHES**



**7525-3080**

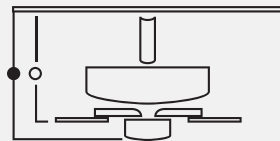
Aged Brass | Satin Opal  
 Matte Black | Walnut Blades  
 Light Kit uses (3) 10W 3000K 3000 Lumens  
 90CRI Non-Dimming LED M (Included)



**7525-3059**

Matte Black | Satin Opal  
 Matte Black | Weathered Oak Blades  
 Light Kit uses (3) 10W 3000K 3000 Lumens  
 90CRI Non-Dimming LED M (Included)

**HEIGHT CHART**



**FAN HEIGHT**

Using 3.5" Downrod  
 ● Distance OF 19.75"  
 ○ Distance OF 9.25"

**GENERAL SPECS**

8 Finish Combinations Available  
 Lifetime Motor Warranty  
 Five Blades  
 11.5-Degree Blade Pitch  
 80" Lead Wire  
 3.5" and 6" Downrod Included

**MECHANICAL SPECS**

153 x 15 Motor Size  
 3 Speeds-Reversible  
 14 Poles  
 .52/.37/.21 AMPS on H/M/L  
 67/29/10 WATTS on H/M/L  
 173/117/60 RPMS on H/M/L  
 Triple Capacitor  
 Detachable Switch Cup  
 Light Kit Uses (4) 10W M 3000K 90CRI LED  
 Frosted LED Lamps Included  
 Bulbs Provided are Non-Dimmable

**ENERGY SPECS**

Energy Information at High Speed  
 Airflow: 3194 Cubic Feet/Minute  
 Electricity Use: 39 Watts (Excludes Lights)  
 Airflow Efficiency: 82 Cubic Feet/Minute/Watt

**BULB TYPE**



LED, 3000K, 90CRI (Non-Dimming)

**REMOTE CONTROL OPTIONS**



7-1305-0



7-501-0

**BLADE ALTERNATIVES**

Use indoor blade type 1-52 - See page 324 in the 2019 Quorum Fan Catalog for options.

# CAPRI 52" 4 LIGHT UNI-PACK



**AVAILABLE FINISHES**

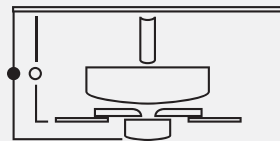


**7525-080**  
 Aged Brass | Satin Opal  
 Matte Black | Walnut Blades  
 Light Kit uses (4) 10W 3000K 3000 Lumens  
 90CRI Non-Dimming LED M (Included)



**7525-059**  
 Matte Black | Satin Opal  
 Matte Black | Weathered Oak Blades  
 Light Kit uses (4) 10W 3000K 3000 Lumens  
 90CRI Non-Dimming LED M (Included)

**HEIGHT CHART**



**FAN HEIGHT**

Using 3.5" Downrod  
 ● Distance of 16.5"  
 ○ Distance of 9.25"

**GENERAL SPECS**

7 Finish Combinations Available  
 Lifetime Motor Warranty  
 Five Blades  
 52" Blade Sweep  
 Blade Type 1-52" with Pointed Tip  
 11.5-Degree Blade Pitch  
 80" Lead Wire  
 3.5" and 6" Downrod Included

**MECHANICAL SPECS**

153 x 15 Motor Size  
 3 Speeds-Reversible  
 14 Poles  
 .50/.37/.22 AMPS on H/M/L  
 59/30/10 WATTS on H/M/L  
 222/158/83 RPMS on H/M/L  
 Triple Capacitor  
 Light Kit Uses (4) 10W M 3000K 90CRI LED  
 Frosted LED Lamps Included  
 Bulbs Provided are Non-Dimmable

**ENERGY SPECS**

Energy Information at High Speed  
 Airflow: 5071 Cubic Feet/Minute  
 Electricity Use: 62 Watts (Excludes Lights)  
 Airflow Efficiency: 82 Cubic Feet/Minute/Watt

**BULB TYPE**



LED, 3000K, 90CRI (Non-Dimming)

**REMOTE CONTROL OPTIONS**



7-1305-0



7-501-0

**BLADE ALTERNATIVES**

Use indoor blade type 1-52 - See page 324 in the 2019 Quorum Fan Catalog for options.



# CAPRI 52" 2 LIGHT UNI-PACK



**AVAILABLE FINISHES**

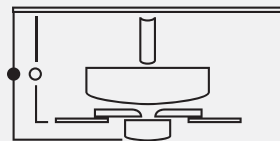


**7525-9080**  
 Aged Brass | Satin Opal  
 Walnut Blades  
 Light Kit uses (2) 10W, 3000K, 90CRI M, Dimming LED (Included)



**7525-9059**  
 Matte Black | Satin Opal  
 Matte Black | Weathered Oak Blades  
 Light Kit uses (2) 10W, 3000K, 90CRI M, Dimming LED (Included)

**HEIGHT CHART**



**FAN HEIGHT**

Using 3.5" Downrod  
 ● Distance of 16.5"  
 ○ Distance of 9.25"

**GENERAL SPECS**

9 Finish Combinations Available  
 Lifetime Motor Warranty  
 Five Blades  
 52" Blade Sweep  
 Blade Type 1-52" with Pointed Tip  
 11.5-Degree Blade Pitch  
 80" Lead Wire  
 3.5" and 6" Downrod Included

**MECHANICAL SPECS**

153 x 15 Motor Size  
 3 Speeds-Reversible  
 14 Poles  
 .50/.37/.22 AMPS on H/M/L  
 59/30/10 WATTS on H/M/L  
 222/158/83 RPMS on H/M/L  
 Triple Capacitor  
 Light Kit Uses (2) 10W M 3000K 90CRI LED  
 Frosted LED Lamps Included  
 Bulbs Provided are Non-Dimmable

**ENERGY SPECS**

Energy Information at High Speed  
 Airflow: 3363 Cubic Feet/Minute  
 Electricity Use: 37 Watts (Excludes Lights)  
 Airflow Efficiency: 90 Cubic Feet/Minute/Watt

**BULB TYPE**



LED, 3000K, 90CRI (Non-Dimming)

**REMOTE CONTROL OPTIONS**



7-1305-0



7-501-0

**BLADE ALTERNATIVES**

Use indoor blade type 1-52 - See page 324 in the 2019 Quorum Fan Catalog for options.

# GALVESTON 52"





## AVAILABLE FINISH



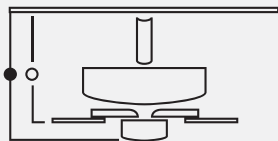
### 3525-69

Noir

Noir Blades

Light Kit Uses (1) 9W M LED Bulb (Included)

#### HEIGHT CHART



#### FAN HEIGHT

Using 4" Downrod

- Distance of 18.25"
- Distance of 10.5"

#### GENERAL SPECS

3 Finishes Available  
Lifetime Motor Warranty  
Five Blades  
52" Blade Sweep  
80" Lead Wire  
13.5-Degree Blade Pitch  
4" and 6" Downrods Included

#### MECHANICAL SPECS

172x17 Motor Size  
3 Speeds-Reversible  
16 Poles  
.56/.41/.32 AMPS on H/M/L  
67/35/21 WATTS on H/M/L  
169/120/92 RPMS on H/M/L  
Remote Control Adaptable w/ Manual Reverse  
Light Kit uses (1) 9W M LED Bulb (Included)  
Bulb Provided is Non-Dimming

#### ENERGY SPECS

Energy Information at High Speed  
Airflow: 3827 Cubic Feet/Minute  
Electricity Use: 48 Watts (Excludes Lights)  
Airflow Efficiency: 80 Cubic Feet/Minute/Watt

#### BULB TYPE



9W M LED Bulb

#### REMOTE CONTROL OPTIONS



Included



7-1401-0



7-1305-0



7-501-0

# PROXIMA 60"



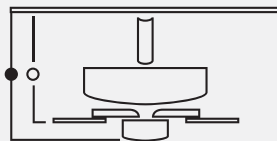
## AVAILABLE FINISH



**96608-69**

Noir  
Noir Blades

### HEIGHT CHART



### FAN HEIGHT

Using 4" downrod  
● Distance of 17.5"  
○ Distance of 14.5"

### GENERAL SPECS

3 Finishes Available  
Lifetime Motor Warranty  
Eight Blades  
60" Blade Sweep  
14 Degree Blade Pitch  
80" Lead Wire  
4" and 6" Downrods Included

### MECHANICAL SPECS

DC-165M Motor  
6 Speeds-Reversible w/Wall Control  
6 Poles  
.44/.29/.20/.14/.09/.06 AMPS on H/M/L  
31/20/13/9/6/4 WATTS on H/M/L  
153/128/110/91/72/53 RPMs on H/M/L  
Not Able to be Wired in Series

### ENERGY SPECS

Energy Information at High Speed  
Airflow: 5399 Cubic Feet/Minute  
Electricity Use: 20 Watts (Excludes Lights)  
Airflow Efficiency: 270 Cubic Feet/Minute/Watt

### REMOTE CONTROL OPTIONS



Included



8-9860-0

# PROXIMA 72"

---



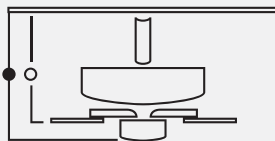
## AVAILABLE FINISH



**96728-69**

Noir  
Noir Blades

### HEIGHT CHART



### FAN HEIGHT

Using 4" downrod

- Distance of 25.75"
- Distance of 28.5"

### GENERAL SPECS

3 Finishes Available  
Lifetime Motor Warranty  
Eight Blades  
72" Blade Sweep  
14 Degree Blade Pitch  
80" Lead Wire  
4" and 6" Downrods Included

### MECHANICAL SPECS

DC-165L Motor  
6 Speeds-Reversible w/Wall Control  
6 Poles  
.20/.14/.11/.09/.07/.05 AMPS on H/M/L  
33/19/12/7/4/3 WATTS on H/M/L  
84/73/63/53/43/33 RPMS on H/M/L  
Not Able to be Wired in Series

### ENERGY SPECS

Energy Information at High Speed  
Airflow: 5959 Cubic Feet/Minute  
Electricity Use: 22 Watts (Excludes Lights)  
Airflow Efficiency: 277 Cubic Feet/Minute/Watt

### REMOTE CONTROL OPTIONS



Included



8-9860-0

# SOHO 52"



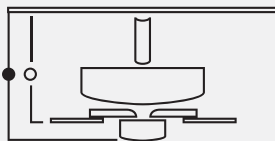
## AVAILABLE FINISH



### 64525-69

Noir  
Matte Black | Weathered Oak Blades

#### HEIGHT CHART



#### FAN HEIGHT

Using 4" Downrod

- Distance of 13.25"
- Distance of 11"

#### GENERAL SPECS

6 Finish Combinations Available  
Lifetime Motor Warranty  
Five Blades  
52" Blade Sweep  
13.5-Degree Blade Pitch  
80" Lead Wire  
4" and 6" Downrod Included

#### MECHANICAL SPECS

172 x 14 Motor Size  
3 Speeds-Reversible/Manual Reverse Switch  
16 Poles  
.51/.36/.20 AMPS on H/M/L  
64/33/8 WATTS on H/M/L  
160/110/62 RPMS on H/M/L  
Detachable Switch Cup  
Skirted Blade Arms

#### ENERGY SPECS

Energy Information at High Speed  
Airflow: 3289 Cubic Feet/Minute  
Electricity Use: 41 Watts (Excludes Lights)  
Airflow Efficiency: 81 Cubic Feet/Minute/Watt

#### REMOTE CONTROL OPTIONS



7-1305-0



7-1401-0



7-501-0



# VILLA 52"

---



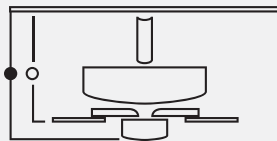
## AVAILABLE FINISH



### 42525-69

Noir  
Matte Black | Weathered Oak Blades

#### HEIGHT CHART



#### FAN HEIGHT

Using 3.5" Downrod  
● Distance of 14.5"  
○ Distance of 12.25"

#### GENERAL SPECS

5 Finishes Available  
Lifetime Motor Warranty  
Five Blades  
52" Blade Sweep  
12-Degree Blade Pitch  
3.5" and 6" Downrod Included

#### MECHANICAL SPECS

153 x 15 Motor Size  
3 Speeds-Reversible  
80" Lead Wire  
16 Poles  
.52/.39/.25 AMPS on H/M/L  
63/32/13 WATTS on H/M/L  
162/114/70 RPMS on H/M/L  
Triple Capacitor  
Remote Control Adaptable

#### ENERGY SPECS

Energy Information at High Speed  
Airflow: 3519 Cubic Feet/Minute  
Electricity Use: 39 Watts (Excludes Lights)  
Airflow Efficiency: 90 Cubic Feet/Minute/Watt

#### REMOTE CONTROL OPTIONS



7-1305-0



7-1401-0

# WINDMILL FLOOR FAN

---



**AVAILABLE FINISHES**

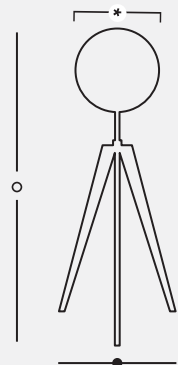


**39158-86**  
Oiled Bronze  
Weathered Oak Tripod



**39158-9**  
Galvanized  
Weathered Oak Tripod

**DIMENSIONS CHART**



**FAN DIMENSIONS**

- Distance of 23.5"
- Distance of 69.25"
- \* Distance of 18.5"

**GENERAL SPECS**

- 2 Finishes Available
- Lifetime Motor Warranty
- Eight Blades
- 15" Blade Sweep
- Solid Wood Tripod

**MECHANICAL SPECS**

- 13' Power Cord
- On/Off Oscillation Feature
- Oscillates 45 Degrees
- Tilt Forward/Back 20 Degrees

# WINDMILL 52"

---



**AVAILABLE FINISH**

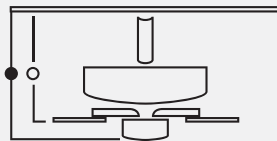


**95210-69**  
 Noir  
 Weathered Oak Blades



**Optional Light Kit**  
**1903-69**  
 9.25" (w) x 6" (h) - (1) 10W, 2700K, 90CRI, Dimming LED (included)  
 Noir | Satin Opal Glass  
 Light Kit shown on 95210-69 ceiling fan

**HEIGHT CHART**



**FAN HEIGHT**

Using 6" Downrod  
 ● Distance of 16.5"  
 ○ Distance of 11.5"

**GENERAL SPECS**

2 Finishes Available  
 Lifetime Motor Warranty  
 Ten Blades  
 52" Blade Sweep  
 30-Degree Blade Pitch  
 80" Lead Wire  
 6" Downrod Included

**MECHANICAL SPECS**

DC-165NM Motor  
 6 Speeds-Reversible w/ Wall Control  
 6 Poles  
 .39/.26/.17/.12/.07/.04 AMPS on H/M/L  
 32/20/12/9/5/3 WATTS on H/M/L  
 84/74/64/51/41/31 RPMS on H/M/L  
 Wall Control Included  
 Light Kit Adaptable  
 Remote Control Adaptable  
 Not Hugger Adaptable  
 Not Slope Ceiling Kit Adaptable  
 Maximum 25° Slope with Minimum 18" Downrod  
 Maximum Length Optional Downrod 48"

**ENERGY SPECS**

Energy Information at High Speed  
 Airflow: 1966 Cubic Feet/Minute  
 Electricity Use: 17 Watts (Excludes Lights)  
 Airflow Efficiency: 115 Cubic Feet/Minute/Watt

**REMOTE CONTROL OPTIONS**



Included 8-9860-0

**INSTALLATION NOTE**

Multiple fans installed on the same circuit require individual wall controls and switch legs. The power supply wire from the control to the fans can not be shared.

**LIGHT KIT OPTIONS**

Additional Light Kit options on page 128-129



# WINDMILL 60"

---



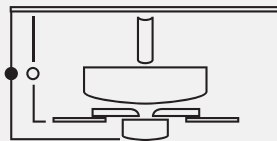
**AVAILABLE FINISHES**



**96015-69**  
Noir  
Weathered Oak Blades

**Optional Light Kit**  
**1904-69**  
11 "(w) x 6" (h) - (1) 18W, 3000K, 90CRI, Dimming LED (included)  
Noir | Satin Opal Glass  
Light Kit shown on 96015-69 ceiling fan

**HEIGHT CHART**



**FAN HEIGHT**

Using 6" Downrod  
● Distance of 16.5"  
○ Distance of 11.5"

**GENERAL SPECS**

3 Finishes Available  
Lifetime Motor Warranty  
Fifteen Blades  
60" Blade Sweep  
30-Degree Blade Pitch  
80" Lead Wire  
6" Downrod Included

**MECHANICAL SPECS**

DC-165L Motor  
6 Speeds-Reversible w/ Wall Control  
6 Poles  
.42/.27/.21/.17/.11/.08 AMPS on H/M/L  
30/19/14/11/7/5 WATTS on H/M/L  
65/53/47/41/37/33 RPMS on H/M/L  
Wall Control Included  
Light Kit Adaptable  
Remote Control Adaptable  
Not Hugger Adaptable  
Not Slope Ceiling Kit Adaptable  
Maximum 25° Slope with Minimum 18" Downrod  
Maximum Length Optional Downrod 48"

**ENERGY SPECS**

Energy Information at High Speed  
Airflow: 2497 Cubic Feet/Minute  
Electricity Use: 23 Watts (Excludes Lights)  
Airflow Efficiency: 106 Cubic Feet/Minute/Watt

**REMOTE CONTROL OPTIONS**



Included 8-9860-0

**INSTALLATION NOTE**

Multiple fans installed on the same circuit require individual wall controls and switch legs. The power supply wire from the control to the fans can not be shared.

**LIGHT KIT OPTIONS**

Additional Light Kit options on page 128-129



# WINDMILL 72"

---



**AVAILABLE FINISHES**

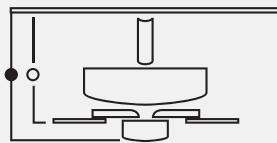


**97215-69**  
Noir  
Weathered Oak Blades



**Optional Light Kit**  
**1975-69**  
12.75" (w) x 7" (h) - (1) 6W, 2700K, 80CRI, Dimming LED (included)  
Noir | Clear Hammered Glass  
Light Kit shown on 97215-69 ceiling fan

**HEIGHT CHART**



**FAN HEIGHT**

Using 6" Downrod  
● Distance of 16.5"  
○ Distance of 11.5"

**GENERAL SPECS**

3 Finishes Available  
Lifetime Motor Warranty  
Fifteen Blades  
72" Blade Sweep  
30-Degree Blade Pitch  
80" Lead Wire  
6" Downrod Included

**MECHANICAL SPECS**

DC-165L Motor  
6 Speeds-Reversible w/ Wall Control  
6 Poles  
.47/.33/.24/.17/.11/.07 AMPS on H/M/L  
34/25/16/12/8/5 WATTS on H/M/L  
43/38/35/31/27/23 RPMS on H/M/L  
Wall Control Included  
Light Kit Adaptable  
Remote Control Adaptable  
Not Hugger Adaptable  
Not Slope Ceiling Kit Adaptable  
Maximum 25° Slope with Minimum 18" Downrod  
Maximum Length Optional Downrod 48"

**ENERGY SPECS**

Energy Information at High Speed  
Airflow: 2008 Cubic Feet/Minute  
Electricity Use: 23 Watts (Excludes Lights)  
Airflow Efficiency: 88 Cubic Feet/Minute/Watt

**REMOTE CONTROL OPTIONS**



Included 8-9860-0


**INSTALLATION NOTE**

Multiple fans installed on the same circuit require individual wall controls and switch legs. The power supply wire from the control to the fans can not be shared.

**LIGHT KIT OPTIONS**

Additional Light Kit options on page 128-129

# ALLURE PATIO ALL-WEATHER 52"



## AVAILABLE FINISH

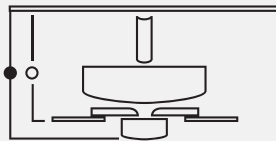


**146525-69**

Noir

Noir ABS Blades

### HEIGHT CHART



### FAN HEIGHT

Using 4" Downrod

- Distance of 13.75"
- Distance of 12.75"

### GENERAL SPECS

3 Finishes Available (Powder Coated)  
Lifetime Motor Warranty  
Five ABS Blades  
52" Blade Sweep  
80" Lead Wire  
13.5-Degree Blade Pitch  
4" and 6" Aluminum Downrods Included

### MECHANICAL SPECS

153x16 Motor Size  
3 Speeds-Reversible  
14 Poles  
.53/.37/.21 AMPS on H/M/L  
64/33/12 WATTS on H/M/L  
160/110/60 RPMS on H/M/L  
ABS Housing, Canopy, and Blades  
Remote Control Adaptable w/Manual Reverse  
UL Wet listed

### ENERGY SPECS

Energy Information at High Speed  
Airflow: 3392 Cubic Feet/Minute  
Electricity Use: 39 Watts (Excludes Lights)  
Airflow Efficiency: 88 Cubic Feet/Minute/Watt

### REMOTE CONTROL OPTIONS



7-1305-0



7-1401-0



7-501-0

### BLADE ALTERNATIVES

Use outdoor blade type 1-52  
See page 344 in the 2019 Quorum Fan Catalog for options.



# GALVESTON 52" PATIO



## AVAILABLE FINISH



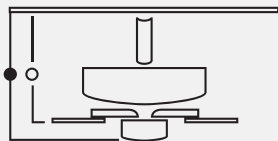
### 13525-69

Noir

Weathered Oak ABS Blades

Light Kit Uses (1) 9W M 3000K LED Bulb  
(Included)

#### HEIGHT CHART



#### FAN HEIGHT

Using 4" Downrod

- Distance of 18.5"
- Distance of 10.75"

#### GENERAL SPECS

5 Finishes Available (Powder Coated)  
Lifetime Motor Warranty  
Five ABS Blades  
52" Blade Sweep  
80" Lead Wire  
13.5-Degree Blade Pitch  
4" and 6" Downrods Included

#### MECHANICAL SPECS

172x17 Motor Size  
3 Speeds-Reversible  
14 Poles  
.57/.38/.20 AMPS on H/M/L  
63/29/8 WATTS on H/M/L  
175/127/59 RPMS on H/M/L  
Remote Control Adaptable w/ Manual Reverse  
Light Kit uses (1) 9W M 3000K LED Bulb (Included)  
Bulb Provided is Non-Dimming  
UL Wet listed

#### ENERGY SPECS

Energy Information at High Speed  
Airflow: 3594 Cubic Feet/Minute  
Electricity Use: 36 Watts (Excludes Lights)  
Airflow Efficiency: 100 Cubic Feet/Minute/Watt

#### BULB TYPE



9W M LED Bulb

#### REMOTE CONTROL OPTIONS



Included



7-1401-0



7-1305-0

# PROXIMA 60" PATIO

---



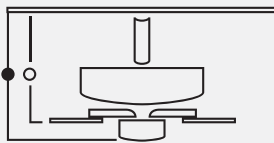
## AVAILABLE FINISH



**196608-69**

Noir  
Noir Blades

### HEIGHT CHART



### FAN HEIGHT

Using 4" Downrod

- Distance of 18"
- Distance of 15"

### GENERAL SPECS

3 Finishes Available (Powder Coated)  
Lifetime Motor Warranty  
Eight Blades  
60" Blade Sweep  
14-Degree Blade Pitch  
80" Lead Wire  
4" and 6" Downrod Included

### MECHANICAL SPECS

DC Motor  
6 Speeds-Reversible w/ Wall Control  
6 Poles  
.45/.30/.21/.14/.10/.07 AMPS on H/M/L  
32/20/14/9/6/4 WATTS on H/M/L  
147/125/109/91/73/53 RPMS on H/M/L  
UL Wet Listed  
Remote Control Adaptable  
Not Light Kit Adaptable

### ENERGY SPECS

Energy Information at High Speed  
Airflow: 5399 Cubic Feet/Minute  
Electricity Use: 20 Watts (Excludes Lights)  
Airflow Efficiency: 270 Cubic Feet/Minute/Watt

### REMOTE CONTROL OPTIONS



Included



8-9860-0



# PROXIMA 72" PATIO



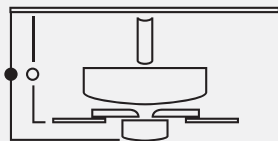
## AVAILABLE FINISH



**196728-69**

Noir  
Noir Blades

### HEIGHT CHART



### FAN HEIGHT

Using 4" Downrod

- Distance of 18"
- Distance of 15"

### GENERAL SPECS

3 Finishes Available (Powder Coated)  
Lifetime Motor Warranty  
Eight Blades  
72" Blade Sweep  
14-Degree Blade Pitch  
80" Lead Wire  
4" and 6" Downrod Included

### MECHANICAL SPECS

DC Motor  
6 Speeds-Reversible w/Wall Controller  
6 Poles  
.47/.29/.19/.13/.09/.06 AMPS on H/M/L  
33/20/13/8/5/3 WATTS on H/M/L  
94/79/66/55/42/32 RPMS on H/M/L  
UL Wet Listed  
Remote Control Adaptable  
Not Light Kit Adaptable

### ENERGY SPECS

Energy Information at High Speed  
Airflow: 5959 Cubic Feet/Minute  
Electricity Use: 22 Watts (Excludes Lights)  
Airflow Efficiency: 277 Cubic Feet/Minute/Watt

### REMOTE CONTROL OPTIONS



Included



8-9860-0

# WINDMILL 52" DAMP



**AVAILABLE FINISHES**



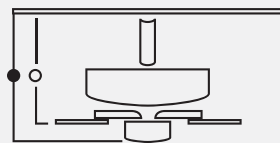
**195210-69**

Noir  
Weathered Oak Finished Blades

**Optional Light Kit  
1902-69**

11" (w) x 6.5" (h) - (1) 6W, 2700K, 80CRI, Dimming LED (included)  
Noir | Clear Seeded Glass  
Light Kit shown on 195210-69 ceiling fan

**HEIGHT CHART**



**FAN HEIGHT**

Using 6" Downrod  
● Distance of 16.5"  
○ Distance of 11.5"

**GENERAL SPECS**

3 Finishes Available  
Lifetime Motor Warranty  
Ten Blades  
52" Blade Sweep  
30-Degree Blade Pitch  
80" Lead Wire  
6" Downrod Included  
ETL Damp Listed

**MECHANICAL SPECS**

DC-165L Motor  
6 Speeds-Reversible w/ Wall Control  
6 Poles  
.33/22/16/09/06/04 AMPS on H/M/L  
26/17/12/9/5/3 WATTS on H/M/L  
84/74/62/51/41/30 RPMS on H/M/L  
Wall Control Included  
Light Kit Adaptable  
Remote Control Adaptable  
Not Hugger Adaptable  
Not Slope Ceiling Kit Adaptable  
Maximum 25° Slope with Minimum 18" Downrod  
Maximum Length Optional Downrod 48"

**ENERGY SPECS**

Energy Information at High Speed  
Airflow: 1361 Cubic Feet/Minute  
Electricity Use: 32 Watts (Excludes Lights)  
Airflow Efficiency: 42 Cubic Feet/Minute/Watt

**REMOTE CONTROL OPTIONS**



Included 8-9860-0

**INSTALLATION NOTE**

Multiple fans installed on the same circuit require individual wall controls and switch legs. The power supply wire from the control to the fans can not be shared.

**LIGHT KIT OPTIONS**

Additional Light Kit options on page 128-129



# WINDMILL 60" DAMP

---



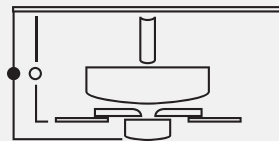
**AVAILABLE FINISHES**



**196015-69**  
Noir  
Weathered Oak Finished Blades

**Optional Light Kit**  
**1974-69**  
9.75" (w) x 6.5" (h) - (1) 6W, 2700K, 80CRI, Dimming LED (included)  
Noir | Clear Hammered Glass  
Light Kit shown on 196015-69 ceiling fan

**HEIGHT CHART**



**FAN HEIGHT**

Using 6" Downrod  
● Distance of 16.5"  
○ Distance of 11.5"

**GENERAL SPECS**

3 Finishes Available  
Lifetime Motor Warranty  
Fifteen Blades  
60" Blade Sweep  
30-Degree Blade Pitch  
80" Lead Wire  
6" Downrod Included  
ETL Damp Listed

**MECHANICAL SPECS**

DC-165L Motor  
6 Speeds-Reversible w/ Wall Control  
6 Poles  
.46/.29/.20/.15/.11/.08 AMPS on H/M/L  
33/20/13/9/7/5 WATTS on H/M/L  
74/61/54/47/40/33 RPMS on H/M/L  
Wall Control Included  
Light Kit Adaptable  
Remote Control Adaptable  
Not Hugger Adaptable  
Not Slope Ceiling Kit Adaptable  
Maximum 25° Slope with Minimum 18" Downrod  
Maximum Length Optional Downrod 48"

**ENERGY SPECS**

Energy Information at High Speed  
Airflow: 1424 Cubic Feet/Minute  
Electricity Use: 22 Watts (Excludes Lights)  
Airflow Efficiency: 66 Cubic Feet/Minute/Watt

**REMOTE CONTROL OPTIONS**



**INSTALLATION NOTE**

Multiple fans installed on the same circuit require individual wall controls and switch legs. The power supply wire from the control to the fans can not be shared.

**LIGHT KIT OPTIONS**

Additional Light Kit options on page 128-129

# WINDMILL 72" DAMP

---





**AVAILABLE FINISHES**



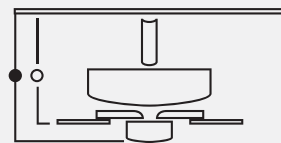
**197215-69**

Noir  
Weathered Oak Finished Blades

**Optional Light Kit  
1905-69**

11" (w) x 6.5" (h) - (3) 6W, 2700K, 80CRI, Dimming LED (included)  
Noir  
Light Kit shown on 197215-69 ceiling fan

**HEIGHT CHART**



**FAN HEIGHT**

Using 6" Downrod  
● Distance of 16.5"  
○ Distance of 11.5"

**GENERAL SPECS**

3 Finishes Available  
Lifetime Motor Warranty  
Fifteen Blades  
72" Blade Sweep  
30-Degree Blade Pitch  
80" Lead Wire  
6" Downrod Included  
ETL Damp Listed

**MECHANICAL SPECS**

DC-165L Motor  
6 Speeds-Reversible w/ Wall Control  
6 Poles  
.41/.27/.18/.14/.10/.07 AMPS on H/M/L  
32/21/13/10/6/4 WATTS on H/M/L  
53/49/41/44/29/23 RPMS on H/M/L  
Wall Control Included  
Light Kit Adaptable  
Remote Control Adaptable  
Not Hugger Adaptable  
Not Slope Ceiling Kit Adaptable  
Maximum 25° Slope with Minimum 18" Downrod  
Maximum Length Optional Downrod 48"

**ENERGY SPECS**

Energy Information at High Speed  
Airflow: 1781 Cubic Feet/Minute  
Electricity Use: 21 Watts (Excludes Lights)  
Airflow Efficiency: 85 Cubic Feet/Minute/Watt

**REMOTE CONTROL OPTIONS**



Included 8-9860-0

**INSTALLATION NOTE**

Multiple fans installed on the same circuit require individual wall controls and switch legs. The power supply wire from the control to the fans can not be shared.

**LIGHT KIT OPTIONS**

Additional Light Kit options on page 128-129





## WINDMILL LIGHT KIT OPTIONS

item #	glass	dimensions	lights
<b>galvanized</b>			
1902-9	Clear Seeded	11"(w) x 6.5"(h)	(1) 6W, 2700K, 80CRI, Dimming LED (Included)
1903-9	Satin Opal	9.25"(w) x 6"(h)	(1) 10W, 2700K, 90CRI, Dimming LED (Included)
1904-9	Satin Opal	11"(w) x 6"(h)	(1) 18W, 3000K, 90CRI, Dimming LED (Included)
1905-9	NA	11"(w) x 6.5"(h)	(3) 6W, 2700K, 80CRI, Dimming LED (Included)
1974-9	Clear Hammered	9.75"(w) x 6.5"(h)	(1) 6W, 2700K, 80CRI, Dimming LED (Included)
<b>noir</b>			
1902-69	Clear Seeded	11"(w) x 6.5"(h)	(1) 6W, 2700K, 80CRI, Dimming LED (Included)
1903-69	Satin Opal	9.25"(w) x 6"(h)	(1) 10W, 2700K, 90CRI, Dimming LED (Included)
1904-69	Satin Opal	11"(w) x 6.5"(h)	(1) 18W, 3000K, 90CRI, Dimming LED (Included)
1905-69	NA	11"(w) x 6.5"(h)	(3) 6W, 2700K, 80CRI, Dimming LED (Included)
1974-69	Clear Hammered	9.75"(w) x 6.5"(h)	(1) 6W, 2700K, 80CRI, Dimming LED (Included)
1975-69	Clear Hammered	12.75"(w) x 7"(h)	(1) 6W, 2700K, 80CRI, Dimming LED (Included)
1975-9	Clear Hammered	12.75"(w) x 7"(h)	(1) 6W, 2700K, 80CRI, Dimming LED (Included)
<b>oiled bronze</b>			
1902-86	Clear Seeded	11"(w) x 6.5"(h)	(1) 6W, 2700K, 80CRI, Dimming LED (Included)
1903-86	Satin Opal	9.25"(w) x 6"(h)	(1) 10W, 2700K, 90CRI, Dimming LED (Included)
1904-86	Satin Opal	11"(w) x 6"(h)	(1) 18W, 3000K, 90CRI, Dimming LED (Included)
1905-86	NA	11"(w) x 6.5"(h)	(3) 6W, 2700K, 80CRI, Dimming LED (Included)
1974-86	Clear Hammered	9.75"(w) x 6.5"(h)	(1) 6W, 2700K, 80CRI, Dimming LED (Included)
1975-86	Clear Hammered	12.75"(w) x 7"(h)	(1) 6W, 2700K, 80CRI, Dimming LED (Included)

\*All light kits comply with 2005 Energy Policy Act.

**OPTIONAL LIGHT KITS**



**1904-9**  
11"(w) x 6"(h) - (1) 18W, 3000K, 90CRI, Dimming LED (Included)  
Galvanized | Satin Opal  
UL Damp



**1903-69**  
9.25"(w) x 6"(h) - (1) 10W, 2700K, 90CRI, Dimming LED (Included)  
Noir | Satin Opal Glass  
UL Damp



**1902-69**  
11"(w) x 6.5"(h) - (1) 6W, 2700K, 80CRI M, Dimming LED (Included)  
Noir | Clear Seeded Glass  
UL Damp



**1905-86**  
14"(w) x 5.5"(h) - (3) 6W, 2700K, 80CRI M, Dimming LED (Included)  
Oiled Bronze  
UL Damp



**1974-86**  
9.75"(w) x 6.5"(h) - (1) 6W, 2700K, 80CRI M, Dimming LED (Included)  
Oiled Bronze | Clear Hammered Glass  
UL Damp



**1975-9**  
12.75"(w) x 7"(h) - (1) 6W, 2700K, 80CRI M, Dimming LED (Included)  
Galvanized | Clear Hammered Glass  
UL Damp

# INDEX

PRODUCT# .....	PAGE#	PRODUCT# .....	PAGE#	PRODUCT# .....	PAGE#
13525-69 .....	117	3044-86 .....	032	5027-3-265 .....	044
146525-69 .....	115	3059-265 .....	038	5027-3-286 .....	044
1902-69 .....	123, 128	3059-280 .....	038	5027-4-265 .....	044
1902-86 .....	128	3059-286 .....	038	5027-4-286 .....	044
1902-9 .....	128	3069-265 .....	019	5044-1-65 .....	035
1903-69 .....	109, 128	3069-286 .....	019	5044-1-80 .....	035
1903-86 .....	128	3094-13-65 .....	064	5044-1-86 .....	035
1903-9 .....	128	3094-13-69 .....	064	5044-2-65 .....	035
1904-69 .....	111, 128	3094-13-80 .....	064	5044-2-80 .....	035
1904-86 .....	128	3102-69 .....	072	5044-2-86 .....	035
1904-9 .....	128	3122-265 .....	056	5044-3-65 .....	034
1905-69 .....	127, 128	3122-280 .....	056	5044-3-80 .....	034
1905-86 .....	128	3122-286 .....	056	5044-3-86 .....	034
1905-9 .....	128	3127-265 .....	043	5044-4-65 .....	034
195210-69 .....	123	3127-286 .....	043	5044-4-80 .....	034
196015-69 .....	125	3177-64 .....	013	5044-4-86 .....	034
196608-69 .....	119	3189-69 .....	007	5049-3-69 .....	061
196728-69 .....	121	3193-12-69 .....	064	5049-4-69 .....	061
197215-69 .....	127	3193-12-65 .....	064	5049-6-69 .....	061
1974-69 .....	125, 128	3193-12-80 .....	064	5059-2-265 .....	040
1974-86 .....	128	322-62 .....	064	5059-2-280 .....	040
1974-9 .....	128	322-65 .....	064	5059-2-286 .....	040
1975-69 .....	113, 128	322-69 .....	064	5059-3-265 .....	040
1975-86 .....	128	322-80 .....	064	5059-3-280 .....	040
1975-9 .....	128	3311-65 .....	022	5059-3-286 .....	040
2840-12-86 .....	017, 043, 057	3391-69 .....	069	5059-4-265 .....	040
2840-14-86 .....	017, 043, 057	3391-80 .....	069	5059-4-280 .....	040
2841-10-65 .....	039	3505-11-69 .....	067	5059-4-286 .....	040
2841-13-65 .....	039	3505-13-69 .....	067	5069-2-265 .....	018
2877-14-64 .....	012	3505-9-69 .....	067	5069-2-286 .....	018
3001-15-65 .....	064	3509-12-69 .....	066	5069-3-265 .....	018
3001-15-69 .....	064	3509-14-69 .....	066	5069-3-286 .....	018
3001-15-8 .....	064	3509-9-69 .....	066	5069-4-265 .....	018
3001-15-80 .....	064	3525-69 .....	097	5069-4-286 .....	018
3003-11-65 .....	065	39158-86 .....	107	5076-3-69 .....	060
3003-11-69 .....	065	39158-9 .....	107	5076-4-69 .....	060
3003-11-8 .....	065	4106-8044 .....	087	5077-2-64 .....	014
3003-11-80 .....	065	4106-806 .....	087	5077-3-64 .....	014
3004-11-65 .....	065	4106-8069 .....	087	5077-4-64 .....	015
3004-11-69 .....	065	4106-8095 .....	087	5114-1-65 .....	053
3004-11-8 .....	065	42525-65 .....	027	5114-1-80 .....	053
3004-11-80 .....	065	42525-69 .....	105	5122-2-265 .....	058
3044-65 .....	032	5027-2-265 .....	044	5122-2-280 .....	058
3044-80 .....	032	5027-2-286 .....	044	5122-2-286 .....	058

PRODUCT# .....	PAGE#	PRODUCT# .....	PAGE#	PRODUCT# .....	PAGE#
5122-3-265 .....	058	5427-1-265 .....	042	6069-3-286 .....	017
5122-3-280 .....	058	5427-1-286 .....	042	6069-5-265 .....	017
5122-3-286 .....	058	5459-1-265 .....	040	6069-5-286 .....	017
5122-4-265 .....	058	5459-1-280 .....	040	6069-9-265 .....	016
5122-4-280 .....	058	5459-1-286 .....	040	6069-9-286 .....	016
5122-4-286 .....	058	5476-1-69 .....	060	6114-3-65 .....	053
5163-1-65 .....	029	5476-2-69 .....	060	6114-3-80 .....	053
5163-1-80 .....	029	5477-1-64 .....	014	6114-6-65 .....	052
5189-1-69 .....	011	5522-1-265 .....	058	6114-6-80 .....	052
5189-2-69 .....	010	5522-1-280 .....	058	6122-3-265 .....	058
5189-3-69 .....	010	5522-1-286 .....	058	6122-3-280 .....	058
5189-4-69 .....	010	5569-1-265 .....	018	6122-3-286 .....	058
5212-1-65 .....	049	5569-1-286 .....	018	6122-5-265 .....	056
5212-1-69 .....	049	5650-1-65 .....	026	6122-5-280 .....	056
5212-1-80 .....	049	6040-5-65 .....	068	6122-5-286 .....	056
5212-2-65 .....	050	6040-5-86 .....	068	6122-9-265 .....	057
5212-2-69 .....	050	6041-5-65 .....	068	6122-9-280 .....	057
5212-2-80 .....	050	6041-5-69 .....	068	6122-9-286 .....	057
5212-3-65 .....	050	6041-5-86 .....	068	6127-3-265 .....	043
5212-3-69 .....	050	6044-3-65 .....	033	6127-3-286 .....	043
5212-3-80 .....	050	6044-3-80 .....	033	6127-5-265 .....	043
5212-4-65 .....	050	6044-3-86 .....	033	6127-5-286 .....	043
5212-4-69 .....	050	6044-4-65 .....	033	6127-9-265 .....	042
5212-4-80 .....	050	6044-4-80 .....	033	6127-9-286 .....	042
5311-1-65 .....	021	6044-4-86 .....	033	6177-5-64 .....	013
5312-65 .....	050	6044-5-65 .....	033	6177-9-64 .....	012
5312-69 .....	050	6044-5-80 .....	033	6189-12-69 .....	007
5312-80 .....	050	6044-5-86 .....	033	6189-8-69 .....	007
5391-69 .....	063	6044-9-65 .....	032	6193-12-65 .....	069
5391-80 .....	063	6044-9-80 .....	032	6193-12-69 .....	069
5404-1-65 .....	062	6044-9-86 .....	032	6193-12-80 .....	069
5404-1-86 .....	062	6059-3-265 .....	040	6212-3-65 .....	049
5404-2-65 .....	062	6059-3-280 .....	040	6212-3-69 .....	049
5404-2-86 .....	062	6059-3-286 .....	040	6212-3-80 .....	049
5404-3-65 .....	062	6059-5-265 .....	039	6212-5-65 .....	049
5404-3-86 .....	062	6059-5-280 .....	039	6212-5-69 .....	049
5404-4-65 .....	062	6059-5-286 .....	039	6212-5-80 .....	049
5404-4-86 .....	062	6059-8-265 .....	038	6212-9-65 .....	048
5412-65 .....	051	6059-8-280 .....	038	6212-9-69 .....	048
5412-69 .....	051	6059-8-286 .....	038	6212-9-80 .....	048
5412-80 .....	051	6059-9-265 .....	039	6250-3-65 .....	026
5422-1-265 .....	058	6059-9-280 .....	039	6250-5-65 .....	026
5422-1-280 .....	058	6059-9-286 .....	039	6250-8-65 .....	025
5422-1-286 .....	058	6069-3-265 .....	017	6250-9-65 .....	024

# INDEX

PRODUCT# .....	PAGE#	PRODUCT# .....	PAGE#	PRODUCT# .....	PAGE#
6311-3-65 .....	021	7042-1-86 .....	081	8150-6-69 .....	070
6312-3-65 .....	049	7042-3-86 .....	081	8150-6-74 .....	070
6312-3-69 .....	049	706-69 .....	086	8150-6-86 .....	070
6312-3-80 .....	049	706-86 .....	086	8163-6-65 .....	030
6369-5-265 .....	017	7203-5-69 .....	076	8163-6-80 .....	030
6369-5-286 .....	017	7203-5-86 .....	076	8189-4-69 .....	007
6422-4-265 .....	057	7203-6-69 .....	076	8189-8-69 .....	009
6422-4-280 .....	057	7203-6-86 .....	076	8212-65 .....	048
6422-4-286 .....	057	7203-7-69 .....	076	8212-69 .....	048
64525-65 .....	023	7203-7-86 .....	076	8212-80 .....	048
64525-69 .....	103	7215-3-69 .....	078	8311-3-65 .....	021
6477-5-64 .....	013	7215-4-69 .....	078	8311-4-65 .....	022
6589-6-69 .....	006	7215-69 .....	078	8311-6-65 .....	020
6627-3-265 .....	045	7216-3-69 .....	079	8311-8-65 .....	020
6627-3-286 .....	045	7217-3-69 .....	079	882-69 .....	073
6789-4-69 .....	008	7411-10-69 .....	082	894-3-14 .....	075
6789-8-69 .....	009	7411-12-69 .....	082	894-3-65 .....	075
6796-8-86 .....	074	7411-8-69 .....	082	894-3-69 .....	075
6809-12-64 .....	046	7412-10-69 .....	083	894-3-80 .....	075
6809-12-69 .....	046	7413-10-69 .....	083	894-3-86 .....	075
6809-12-86 .....	046	7525-059 .....	093	894-4-14 .....	075
6809-9-64 .....	047	7525-080 .....	093	894-4-65 .....	075
6809-9-69 .....	047	7525-3059 .....	091	894-4-69 .....	075
6809-9-86 .....	047	7525-3080 .....	091	894-4-80 .....	075
6842-6-64 .....	037	7525-9059 .....	095	894-4-86 .....	075
6842-6-69 .....	037	7525-9080 .....	095	90565-65 .....	041
6842-6-74 .....	037	8005-69 .....	072	90565-69 .....	089
6842-6-86 .....	037	8006-0880 .....	069	95210-69 .....	109
6963-3-65 .....	031	8006-6980 .....	069	96015-69 .....	111
6963-3-80 .....	031	8044-4-65 .....	034	96608-69 .....	099
6963-4-65 .....	029	8044-4-80 .....	034	96728-69 .....	101
6963-4-80 .....	029	8044-4-86 .....	034	97215-69 .....	113
6963-9-65 .....	028	8044-5-65 .....	034		
6963-9-80 .....	028	8044-5-80 .....	034		
7027-2-69 .....	084	8044-5-86 .....	034		
7027-3-69 .....	084	8065-4-69 .....	071		
7027-4-69 .....	084	8065-6-69 .....	071		
7028-4-69 .....	085	8114-6-65 .....	055		
7029-4-69 .....	085	8114-6-80 .....	055		
7040-1-86 .....	080	8114-9-65 .....	054		
7040-3-86 .....	080	8114-9-80 .....	054		
7040-86 .....	080	8150-4-69 .....	070		
7041-1-86 .....	081	8150-4-74 .....	070		
7041-3-86 .....	081	8150-4-86 .....	070		

---

---

---

---

---

---

---

---

---

---

---

---

---

---

---

---

---

---

---

---

---

---

---

---

---

---


---

---

---

---







**Q**UORUM  
INTERNATIONAL





**BE SURE TO PICK UP THE NEW 2019 QUORUM LIGHTING & CEILING FAN CATALOGS!**

You'll find hundreds of fresh new designs for interior and exterior lighting as well as interior and exterior ceiling fans. With Quorum's enormous selection of styles ranging from traditional to contemporary, you're sure to find your perfect fixture in the pages of our new catalogs. You can also view all of our lighting and ceiling fans online at: [QuorumInternational.com](http://QuorumInternational.com)

**QUORUM INTERNATIONAL** - 201 Railhead Road | Fort Worth, Texas 76106  
817.626.5483 p | 800.934.8176 f | [QuorumInternational.com](http://QuorumInternational.com)

JUNE 2019 QUORUM INTERNATIONAL | ALL RIGHTS RESERVED. CATSUPQ19