

Outdoor Stock  
LED Lighting

2019 Lumark  
HALO Outdoor



*Powering Business Worldwide*



We power what matters.\*



We make endless possibilities work by providing you with an innovative portfolio of lighting solutions for buildings, homes and communities. Our products are designed to simplify and personalize lighting for consumers' unique needs. We solve complex problems and business challenges by applying data insight from our smart lighting solutions to create safer communities. Whether you're planning for a new manufacturing facility, park or a new home, Eaton has you covered.

**To find this catalog online visit [eaton.com/OutdoorStockCatalog](http://eaton.com/OutdoorStockCatalog)**

## Lumark

Lumark provides a variety of high-performing, high-quality outdoor products for use in commercial and industrial spaces.

## HALO Outdoor

For over 60 years, HALO has been the industry-leader in residential indoor lighting. Bringing the same high level of quality and innovation, HALO Outdoor provides security and utility lighting for residential and light commercial applications.

# Product Features & Technologies

Eaton is the source for superior quality lighting products in all markets, bringing creativity, insight, and knowledge together to provide the best and the brightest lighting solutions. Below you will find descriptions that detail some of the features and technology icons listed throughout this book.

For more information, contact your representative or visit [eaton.com/lighting](http://eaton.com/lighting)



## RoHS

All products in this catalog are RoHS Compliant. This Restriction of Hazardous Substances directive ensures there is no use of specific hazardous materials found in electrical and electronic products.



## Warranty

All products in this catalog are covered by a standard 5-year limited warranty (exceptions noted by product). Warranty details can be found on Eaton.com.



## cULus® Listed

All products listed in this catalog have been evaluated, tested, and listed by Underwriters Laboratories for product safety certification in US and Canada.



## IP66 Rated

The products with this notation are tested to be water resistant and also protected against dust, dirt, sand, and debris all while maintaining long luminaire life.



## DLC

These families have SKUs that are DesignLights Consortium™ Qualified. Refer to [www.designlights.org](http://www.designlights.org) Qualified Products List under Family Models for details.



## DLC Premium

These families have SKUs that are DesignLights Consortium™ Premium Qualified. Refer to [www.designlights.org](http://www.designlights.org) Qualified Products List under Family Models for details.



## Solar Powered

These solar powered luminaires provide a level of safety and security in applications where line voltage is not available. With easy installation and included solar panel, all you need is sunlight.

Controls Key	
-	No additional integrated controls. Fixture only manually switched ON/OFF
D2D	Dusk-to-Dawn operation by way of an integrated (or button-type) photocontrol
3P	Integrated 3-PIN NEMA twistlock photocontrol receptacle (photocontrol sold separately)
3P-PC	Integrated 3-PIN NEMA twistlock photocontrol receptacle (photocontrol included)
M	Motion detection for ON/OFF operation
OCC	Occupancy detection for ON/DIM/OFF operation
SENS	Integrated, programmable motion and occupancy detection for ON/Dim operation with integrated Dusk-to-Dawn capability

Product specifications subject to change without notice. Visit [eaton.com/lighting](http://eaton.com/lighting) to find the most up to date information.

**Area and Site**  
5-7

**Ceiling Mount**  
8-11

**Smart Lighting**  
12-13

**Floodlights**  
14-21

**Wall Mount**  
22-25

# Area and Site Lighting

Lumark and HALO Outdoor LED area and site solutions provide a uniform lighting experience for improved safety by illuminating walking paths, potential obstacles as well as providing substantial energy savings over traditional sources. These patented designs offer a mix of mounting heights, optical designs, and control options for a variety of applications.

## Commercial/Industrial

Lumark Prevail.....	5
Lumark Caretaker.....	6

## Residential/Light Commercial

HALO Outdoor Area Light Series.....	7
-------------------------------------	---




## Lumark PRV Prevail

The Prevail LED area/site luminaire combines energy efficiency and long term reliability in an advanced, modern design. The precision engineered optics provide uniform illumination resulting in greater pole spacing. The standard versatile mounting arm facilitates ease of installation for new or retrofit applications such as walkways, parking lots, roadways, and building areas.

- Die-cast aluminum housing
- 4000K CCT, 70CRI
- Round or square pole mount
- 15-30' mounting heights

**0-10V**  
DIMMING

**IP66**  
Rated



Catalog Number	Non-LED Equivalent	Lumens	Watts	Voltage	Distribution	Controls	UPC
PRVS-A15-UNV-T3	150W	6,192	57	120-277V	T3	-	080083746217
PRVS-A15-UNV-T3-MSP/DIM-L30	150W	6,192	57	120-277V	T3	SENS	080083745715
PRVS-A15-UNV-T4	150W	6,173	57	120-277V	T4	-	080083753499
PRVS-A15-UNV-T4-MSP/DIM-L30	150W	6,173	57	120-277V	T4	SENS	080083875269
PRVS-A25-UNV-T3	250W	10,292	87	120-277V	T3	-	080083746224
PRVS-A25-UNV-T3-MSP/DIM-L30	250W	10,292	87	120-277V	T3	SENS	080083745722
PRVS-A25-UNV-T4	250W	10,261	87	120-277V	T4	-	080083753482
PRVS-A25-UNV-T4-MSP/DIM-L30	250W	10,261	87	120-277V	T4	SENS	080083875306
PRVS-A40-UNV-T3	400W	15,203	143	120-277V	T3	-	080083746231
PRVS-A40-UNV-T3-MSP/DIM-L30	400W	15,203	143	120-277V	T3	SENS	080083745739
PRVS-A40-UNV-T4	400W	15,157	143	120-277V	T4	-	080083753475
PRVS-A40-UNV-T4-MSP/DIM-L30	400W	15,157	143	120-277V	T4	SENS	080083875320
PRVS-A60-UNV-T3	450W	18,992	163	120-277V	T3	-	080083773695
PRVS-A60-UNV-T3-MSP/DIM-L30	450W	18,992	163	120-277V	T3	SENS	080083773732
PRVS-A60-UNV-T4	450W	18,935	163	120-277V	T4	-	080083773701
PRVS-A60-UNV-T4-MSP/DIM-L30	450W	18,935	163	120-277V	T4	SENS	080083788163
PRVS-A15-347-T3	150W	6,192	57	347V	T3	-	080083745685
PRVS-A15-347-T4	150W	6,173	57	347V	T4	-	080083875283
PRVS-A25-347-T3	250W	10,292	87	347V	T3	-	080083745692
PRVS-A25-347-T4	250W	10,261	87	347V	T4	-	080083758432
PRVS-A40-347-T3	400W	15,203	143	347V	T3	-	080083745708
PRVS-A40-347-T4	400W	15,157	143	347V	T4	-	080083758449
PRVS-A60-347-T3	450W	18,992	163	347V	T3	-	080083773718

Prevail continued on page 6

## Lumark PRV Prevail (continued)

Catalog Number	Non-LED Equivalent	Lumens	Watts	Voltage	Distribution	Controls	UPC
PRVS-A60-347-T3-MSP/DIM-L30	450W	18,992	163	347V	T3	SENS	080083875344
PRVS-A60-347-T4	450W	18,935	163	347V	T4	-	080083773725
PRVS-A60-347-T4-MSP/DIM-L30	450W	18,935	163	347V	T4	SENS	080083875368

Also available as a pole / fixture combo - [eaton.com/lighting](http://eaton.com/lighting)



scan QR code for more information



## Lumark CTKR Caretaker

The Caretaker LED area luminaire combines high performance, low maintenance and easy installation in a simple, extremely economic package that has been designed for years of worry-free operation. The Caretaker luminaire is ideal for pole or wall mounted security lighting, residential street lighting, perimeter area lighting, parking areas, loading platforms, boat docks, access drives or pathways.

- Die-cast aluminum housing
- 4000K CCT, 70CRI
- Wall, wood pole, or pipe mount
- 10-25' Mounting heights



**0-10V**  
DIMMING

**IP66**  
Optic



Catalog Number	Non-LED Equivalent	Lumens	Watts	Voltage	Area of Coverage	Controls	UPC
CTKRV1B	100-150W	4,515	29	120-277V	56'	3P-PC	080083865390
CTKRV2B	175W	7,110	50	120-277V	72'	3P-PC	080083865406
CTKRV3B	250W	9,741	71	120-277V	90'	3P-PC	080083865413
SR-CARETAKER	Small Refractive Lens Accessory						080083699087



## HALO Outdoor Area Light Series

The AL area light series combines high performance optics with super bright energy-efficient LEDs. The dusk to dawn photocontrol for nighttime ON and daytime OFF settings provides a reliable security solution. The AL Series is ideal for illuminating large areas such as barns, side roads, sheds, or general security lighting. Available in bronze (BZ) or gray (GY) finishes.

- Die-cast aluminum housing
- 5000K CCT, 70CRI
- Wall or pipe mount
- 10-20' Mounting heights



Catalog Number	Non-LED Equivalent	Lumens	Watts	Voltage	Area of Coverage	Controls	UPC
AL1550LPCBZ	180W Inc.	1,997	19	120V	42-50'	D2D	080083768172
AL1550LPCGY	180W Inc.	1,997	19	120V	42-50'	D2D	080083770687
AL2550LPCBZ	50W HPS	2,900	25	120V	42-55'	D2D	080083663279
AL2550LPCGY	50W HPS	2,900	25	120V	42-55'	D2D	080083663262
AL3150LPCBZ	70W HPS	3,300	34	120V	46-64'	3P-PC	080083746460
AL3150LPCGY	70W HPS	3,300	34	120V	46-64'	3P-PC	080083746477
AL3250LPCIBZ	70W HPS	3,750	32	120V	46-64'	D2D	080083804177
AL3250LPCIGY	70W HPS	3,750	32	120V	46-64'	D2D	080083804160
AL4850LPCBZ	100W HPS	5,444	57	120V	50-72'	D2D	080083837038
AL4850LPCGY	100W HPS	5,444	57	120V	50-72'	D2D	080083837014
AL5550LPCBZ	100W HPS	5,668	87	120V	50-80'	3P-PC	080083734696
AL5550LPCGY	100W HPS	5,668	87	120V	50-80'	3P-PC	080083734702
AL7550LPCBZ	175W MH	8,167	62	120-277V	45-59'	3P-PC	080083837076
AL7550LPCGY	175W MH	8,167	62	120-277V	45-59'	3P-PC	080083837052

# Ceiling Mount

Ceiling mounted products provide durable, wet-location rated lighting solutions for any outdoor, under-cover application. With a variety of mounting configurations, output adjustability and controls, these products offer the ideal solutions for new or retrofit applications.

## Commercial/Industrial

Lumark Canopy.....	9
Lumark Quadcast.....	10

## Residential/Light Commercial

HALO Outdoor Diverge.....	11
---------------------------	----







## Lumark CLCSLED Canopy

The CLCSLED canopy luminaire provides a slim, low-profile, die-cast traditional design with high performance energy efficient illumination. The CLCSLED mounts quickly to a variety of surfaces making it ideal for banks and retail drive-thrus, covered sidewalks and hospitality entryways.



Catalog Number	Non-LED Equivalent	Lumens	Watts	Voltage	Color Temperature	Controls	UPC
CLCSLED-40-SM-UNV	150W	4,839	36	120-277V	4000K	-	080083776061
CLCSLED-40-SM-UNV-BPC	150W	4,839	36	120-277V	4000K	D2D	080083776269
CLCSLED-40-SM-UNV-7050	150W	4,739	36	120-277V	5000K	-	080083776184
CLCSLED-55-SM-UNV	175W	7,230	56	120-277V	4000K	-	080083776085
CLCSLED-55-SM-UNV-BPC	175W	7,230	56	120-277V	4000K	D2D	080083776283
CLCSLED-55-SM-UNV-7050	175W	6,878	56	120-277V	5000K	-	080083776207
CLCSLED-86-SM-UNV	250W	11,494	92	120-277V	4000K	-	080083776108
CLCSLED-86-SM-UNV-BPC	250W	11,494	92	120-277V	4000K	-	080083776306
CLCSLED-86-SM-UNV-7050	250W	11,279	92	120-277V	5000K	D2D	080083776221
CLCSLED-117-SM-UNV	400W	13,828	121	120-277V	4000K	D2D	080083776160
CLCSLED-117-SM-UNV-BPC	400W	13,828	121	120-277V	4000K	D2D	080083776320
CLCSLED-117-SM-UNV-7050	400W	13,882	121	120-277V	5000K	-	080083776245
CLCSPEND	3/4" Pendant Accessory, 6" long						080083776344



## Lumark QD Quadcast

The patented Quadcast parking garage and canopy luminaire is an innovative, energy saving luminaire. Rotating light panel bars incorporate an integral locking feature for precise optical aiming. The low-profile, rugged steel construction, and hands-free installation features make the Quadcast ideal for parking garages, canopies, and stairwells.



**0-10V**  
DIMMING

**IP66**  
Optic



Catalog Number	Non-LED Equivalent	Lumens	Watts	Voltage	Color Temperature	Controls	UPC
QDCAST1B	175W	5,106	54	120-277V	4000K	-	080083632749
QDCAST1B-347V	175W	5,106	54	347V	4000K	-	080083632879
QDCOV	Quadcast Decorative Cover						080083727261
QDPBG	Quadcast Pendant Bird Guard						080083650989

## HALO Outdoor Diverge

The Diverge off-grid lighting system is a portable, rechargeable solution delivering an impressive 2,400 lumens at full charge. With multiple mounting configurations and its polycarbonate housing, the Diverge is suitable for outdoor and remote applications such as storage sheds, barns, and boat docks.



DIMMABLE



USB RECHARGEABLE



SOLAR POWERED



Catalog Number	Non-LED Equivalent	Lumens	Run Time	Color Temperature	Controls	UPC
SLWP2040M	2 x T8 17W (2') Fluorescent	2,400	80 min	4000K	OCC	080083859863

Ceiling Mount



# HALO Home Smart Lighting System

A flexible approach to smart home lighting

The HALO Home Smart Lighting System offers a convenient way to control your home's lights with the flexibility of individual room control to whole home control. Easily configure home lighting via Bluetooth connection using any smart device; no internet or hub required.



Install

Install HALO Home Bluetooth-enabled products



Connect

Download the secure HALO Home App



Control

Control your lights with your mobile device

## Indoor / Outdoor



## Controls



For product availability and to learn more, see:  
[eaton.com/HALOHome](http://eaton.com/HALOHome)



Outdoor Floodlighting

## HALO Home Smart Outdoor Lighting

Wirelessly control HALO Home Smart LED light fixtures using the HALO Home mobile application from your mobile device. Available in bronze (B) and white (W) finishes. Custom controls and settings:

- Adjustable CCT from 3000K - 5000K
- Adjust duration, sensitivity and photocontrol settings using the mobile app
- Bluetooth control / Free Mobile App
- No hub required

### HALO Home Square Diecast CCT Floodlight Series



FTS20C Series



MST20C18 Series



Catalog Number	Non-LED Equivalent	Head Count	Lumens	Watts	Voltage	Mounting	Controls	UPC
FTS20CB	180W Inc.	2	2,034	23	120-277V	Wall / Eave	-	080083810475
FTS20CW	180W Inc.	2	2,034	23	120-277V	Wall / Eave	-	080083810451
MST20C18B	180W Inc.	2	2,034	23	120-277V	Wall / Eave	M (180°)	080083810512
MST20C18W	180W Inc.	2	2,034	23	120-277V	Wall / Eave	M (180°)	080083810499

Smart Lighting

# Floodlighting

Floodlighting provides a high-intensity light designed to cover large areas with a wide beam spread. Lumark and HALO Outdoor provide a variety of outdoor floodlighting for solutions ranging from commercial/industrial to residential/light-commercial applications and include features such as precise aiming, rugged exterior, and long life.

## Commercial/Industrial

Lumark Night Falcon.....15-16

## Residential/Light Commercial

HALO Outdoor Floodlight..... 17-21



## Lumark NFFLED Night Falcon

The Night Falcon LED floodlight combines high-efficiency optics and superior thermal management in an energy efficient luminaire. The precision engineered optics deliver superior uniformity and excellent illumination to the targeted application. With adjustable mounting configurations and a simple installation, the Night Falcon is suitable for applications including area security lighting, building facade lighting, rail yards, and sign lighting.

- Die-cast aluminum housing
- 4000K CCT, 70CRI
- NEMA 6H x 6V wide distribution



### Night Falcon Small

Catalog Number	Non-LED Equivalent	Lumens	Watts	Voltage	Mounting	Controls	UPC
NFFLD-S-C70-KNC-UNV	70W	2,682	20	120-277V	Knuckle	-	080083760282
NFFLD-S-C70-KNC-UNV-PC1	70W	2,682	20	120V	Knuckle	D2D	080083760350
NFFLD-S-C70-KNC-UNV-PC2	70W	2,682	20	207-277V	Knuckle	D2D	080083788194
NFFLD-S-C70-KNC-347	70W	2,682	20	347V	Knuckle	-	080083760367
NFFLD-S-C70-T-UNV	70W	2,682	20	120-277V	Trunnion	-	080083760299
NFFLD-S-C70-T-UNV-PC1	70W	2,682	20	120V	Trunnion	D2D	080083760343
NFFLD-S-C70-T-UNV-PC2	70W	2,682	20	207-277V	Trunnion	D2D	080083788187
NFFLD-S-C70-T-347	70W	2,682	20	347V	Trunnion	-	080083760374
NFFLD-S-C15-KNC-UNV	150W	5,797	51	120-277V	Knuckle	-	080083760268
NFFLD-S-C15-KNC-UNV-PC1	150W	5,797	51	120V	Knuckle	D2D	080083760329
NFFLD-S-C15-KNC-UNV-PC2	150W	5,797	51	207-277V	Knuckle	D2D	080083788170

### Night Falcon

Catalog Number	Non-LED Equivalent	Lumens	Watts	Voltage	Mounting	Controls	UPC
NFFLD-C25-S	250W	10,530	85	120-277V	Slipfitter	-	080083801244
NFFLD-C25-E-UNV-66-S-CB-PER	250W	10,530	85	120-277V	Slipfitter	3P	
NFFLD-C25-T	250W	10,530	85	120-277V	Trunnion	-	080083801220
NFFLD-C40-S	400W	16,932	128	120-277V	Slipfitter	-	080083801206
NFFLD-C40-E-UNV-66-S-CB-PER	400W	16,932	128	120-277V	Slipfitter	3P	080083813391
NFFLD-C40-T	400W	16,932	128	120-277V	Trunnion	-	080083801183
NFFLD-C40-E-UNV-66-T-CB-PER	400W	16,932	128	120-277V	Trunnion	3P	080083813407

Night Falcon continued on page 16

## Night Falcon Large

Catalog Number	Non-LED Equivalent	Lumens	Watts	Voltage	Mounting	Controls	UPC
NFFLD-L-C75-S	750W	25,942	179	120-277V	Slipfitter	-	080083800964
NFFLD-L-C75-T	750W	25,942	179	120-277V	Trunnion	-	080083800988
NFFLD-L-C100-S	1,000W	33,941	252	120-277V	Slipfitter	-	080083800889
NFFLD-L-C100-S-347	1,000W	33,941	252	347V	Slipfitter	-	080083800926
NFFLD-L-C100-T	1,000W	33,941	252	120-277V	Trunnion	-	080083800902
NFFLD-L-C100-T-347	1,000W	33,941	252	347V	Trunnion	-	080083800940

## Night Falcon Accessories

Catalog Number	Description	UPC
TS2/NFFLD-CB	Top and Side Visor (Medium)	080083736270
VS/NFFLD	Vandal Shield (Medium)	080083747993
WG/NFFLD	Wire Guard (Medium)	080083748006




Floodlighting




# HALO Outdoor Floodlights

These floodlights are engineered with the latest LEDs, drivers and optics to meet any safety and security outdoor lighting needs. This broad line of security floods offers multiple controls solutions for maximum energy savings and adjustable, tilt-able floodlight heads for security area coverage. The Selectable CCT function allows the installer to choose a color temperature that will visually enhance the surrounding application. Available in Bronze (B) or White (W) finishes.



## Adjustable Color Temperature CCT Controls

Choose between:  
Soft white (3000K),  
Bright white (4000K)  
or Daylight (5000K)



## Square Diecast CCT Motion Floodlight Series



MSS153T Series



MST203T Series



MSH303T Series



Catalog Number	Non-LED Equivalent	Head Count	Lumens	Watts	Voltage	Mounting	Controls	UPC
MSS153T18B	150W Inc.	1	1,503	17	120V	Wall / Eave	M (180°)	080083808908
MSS153T18W	150W Inc.	1	1,503	17	120V	Wall / Eave	M (180°)	080083810369
MST203T18B	180W Inc.	2	2,034	23	120V	Wall / Eave	M (180°)	080083810161
MST203T18W	180W Inc.	2	2,034	23	120V	Wall / Eave	M (180°)	080083810185
MST203T27B	180W Inc.	2	2,034	23	120V	Wall / Eave	M (270°)	080083810246
MST203T27W	180W Inc.	2	2,034	23	120V	Wall / Eave	M (270°)	080083810260
MSH303T18B	280W Inc.	3	2,853	32	120V	Wall / Eave	M (180°)	080083837762
MSH303T18W	280W Inc.	3	2,853	32	120V	Wall / Eave	M (180°)	080083837748

Floodlighting

## Square Diecast CCT Dusk to Dawn Floodlight Series



FSS153TI Series



FSL203-303TI Series



FSL503TI Series



Catalog Number	Non-LED Equivalent	Head Count	Lumens	Watts	Voltage	Mounting	Controls	UPC
FSS153TIB	150W Inc.	1	1,503	17	120V	Wall / Eave	D2D	080083809851
FSS153TIW	150W Inc.	1	1,503	17	120V	Wall / Eave	D2D	080083809974
FSL203TIB	180W Inc.	1	1,916	23	120V	Wall / Eave	D2D	080083809691
FSL203TIW	180W Inc.	1	1,916	23	120V	Wall / Eave	D2D	080083809714
FSL303TIB	280W Inc.	1	2,900	32	120V	Wall / Eave	D2D	080083809776
FSL303TIW	280W Inc.	1	2,900	32	120V	Wall / Eave	D2D	080083809790
FSL503TIB	150W MH	1	5,513	55	120-277V	Wall / Eave	D2D	080083836062
FSL503TIW	150W MH	1	5,513	55	120-277V	Wall / Eave	D2D	080083867134

## Square Diecast CCT Switch Controlled Floodlight Series



FSS153T Series



FSL203-303T Series



FSL3503T Series



Catalog Number	Non-LED Equivalent	Head Count	Lumens	Watts	Voltage	Mounting	Controls	UPC
FSS153TB	150W Inc.	1	1,503	17	120-277V	Wall / Eave	-	080083809837
FSS153TW	150W Inc.	1	1,503	17	120-277V	Wall / Eave	-	080083809998
FSL203TB	180W Inc.	1	1,916	23	120-277V	Wall / Eave	-	080083809677
FSL203TW	180W Inc.	1	1,916	23	120-277V	Wall / Eave	-	080083809738
FSL303TB	280W Inc.	1	2,900	32	120-277V	Wall / Eave	-	080083809752
FSL303TW	280W Inc.	1	2,900	32	120-277V	Wall / Eave	-	080083809813
FSL503TB	150W MH	1	5,513	55	120-277V	Wall / Eave	-	080083867110
FSL503TW	150W MH	1	5,513	55	120-277V	Wall / Eave	-	080083867158

## Square Diecast CCT Switch Controlled Floodlight Series (continued)



FTS203T Series



FHS303T Series



Catalog Number	Non-LED Equivalent	Head Count	Lumens	Watts	Voltage	Mounting	Controls	UPC
FTS203TB	180W Inc.	2	2,034	23	120-277V	Wall / Eave	-	080083810390
FTS203TW	180W Inc.	2	2,034	23	120-277V	Wall / Eave	-	080083810383
FHS303TB	280W Inc.	3	2,853	32	120-277V	Wall / Eave	-	080083810437
FHS303TW	280W Inc.	3	2,853	32	120-277V	Wall / Eave	-	080083810413
FHS303TWH	280W Inc.	3	2,853	32	120-277V	Wall / Eave	-	080083811267



## Round Diecast CCT Floodlight Series



FTR1740L Series



FTR1740LPC Series



MST18R17L Series

Catalog Number	Non-LED Equivalent	Head Count	Lumens	Watts	Voltage	Mounting	Controls	UPC
FTR1740L	150W Inc.	2	1,600	21	120V	Wall / Eave	-	080083705061
FTR1740LW	150W Inc.	2	1,600	21	120V	Wall / Eave	-	080083705078
FTR1740LPC	150W Inc.	2	1,600	21	120V	Wall / Eave	D2D	080083705108
FTR1740LPCW	150W Inc.	2	1,600	21	120V	Wall / Eave	D2D	080083705115
MST18R17L	150W Inc.	2	1,600	21	120V	Wall / Eave	M (180°)	080083703173
MST18R17LW	150W Inc.	2	1,600	21	120V	Wall / Eave	M (180°)	080083703166

Floodlighting



## Square Polycarbonate CCT Motion Floodlight Series



MST18VC Series



MST28VC Series



Catalog Number	Non-LED Equivalent	Head Count	Lumens	Watts	Voltage	Mounting	Controls	UPC
MST18VCB	150W Inc.	2	1,346	13	120V	Wall / Eave	M (180°)	080083837236
MST18VCW	150W Inc.	2	1,346	13	120V	Wall / Eave	M (180°)	080083837250
MST28VCB	180W Inc.	2	2,200	20	120V	Wall / Eave	M (180°)	080083837274
MST28VCW	180W Inc.	2	2,200	20	120V	Wall / Eave	M (180°)	080083837298

## Square Polycarbonate CCT Dusk to Dawn Floodlight Series



FT18VCI Series



FT28VCI Series



Catalog Number	Non-LED Equivalent	Head Count	Lumens	Watts	Voltage	Mounting	Controls	UPC
FT18VCIB	150W Inc.	2	1,346	13	120V	Wall / Eave	D2D	080083837113
FT18VCIW	150W Inc.	2	1,346	13	120V	Wall / Eave	D2D	080083837137
FT28VCIB	180W Inc.	2	2,200	20	120V	Wall / Eave	D2D	080083840168
FT28VCIW	180W Inc.	2	2,200	20	120V	Wall / Eave	D2D	080083837199

## Square Polycarbonate CCT Switch Controlled Floodlight Series



FT18VC Series




FT28VC Series



Catalog Number	Non-LED Equivalent	Head Count	Lumens	Watts	Voltage	Mounting	Controls	UPC
FT18VCB	150W Inc.	2	1,346	13	120V	Wall / Eave	-	080083837090
FT18VCW	150W Inc.	2	1,346	13	120V	Wall / Eave	-	080083837151
FT28VCB	180W Inc.	2	2,200	20	120V	Wall / Eave	-	080083837175
FT28VCW	180W Inc.	2	2,200	20	120V	Wall / Eave	-	080083837212



## Solar Polycarbonate Floodlight Series



SLMT1000 Series



MSLED600 Series



Catalog Number	Non-LED Equivalent	Lumens	Run-Time	Mounting	Controls	UPC
MSLED600	50W Inc.	680	100 min	Wall Mount Only	M (180°)	080083787104
MSLED600W	50W Inc.	680	100 min	Wall Mount Only	M (180°)	080083787128
SLMT1000B	75W Inc.	1,000	70 min	Wall Mount Only	M (180°)	080083859894
SLMT1000W	75W Inc.	1,051	70 min	Wall Mount Only	M (180°)	080083859801

Floodlighting

# Wall Mount

Wall mounted luminaires can provide unique architectural styling to a building while illuminating the adjacent areas for increased pedestrian safety. These LED products offer a mix of mounting heights, optical distributions, and controls options for a variety of lighting applications.

## Commercial/Industrial

Lumark Crosstour.....	23
Lumark Axcent.....	24
Lumark Traditional Wall Packs.....	25
Lumark Square Wall Packs.....	26

## Residential/Light-Commercial

HALO Outdoor Wall Packs.....	27
HALO Outdoor Entry.....	28



## Lumark XTOR Crosstour

The Crosstour LED wall pack provides super bright, energy efficient illumination in a low-profile, rugged die-cast aluminum construction. The accessory kits easily enable the Crosstour to go from wall mount to floodlight applications. The Crosstour is ideal for pathway illumination, multi-use facilities, schools, restaurants, and loading docks.

- Die-cast aluminum housing
- Universal back box mount
- Up to 40' mounting heights



IP66  
Rated



Catalog Number	Non-LED Equivalent	Lumens	Watts	Color Temperature	Voltage	Finish	Lens Type	UPC
XTOR1B	70W	1,418	12	5000K	120-277V	Carbon Bronze	Full Cutoff	080083777969
XTOR1B-WT	70W	1,418	12	5000K	120-277V	Summit White	Full Cutoff	080083777976
XTOR2B	100W	2,135	18	5000K	120-277V	Carbon Bronze	Full Cutoff	080083592418
XTOR2B-WT	100W	2,135	18	5000K	120-277V	Summit White	Full Cutoff	080083592401
XTOR3B	150W	2,751	26	5000K	120-277V	Carbon Bronze	Full Cutoff	080083778041
XTOR3B-WT	150W	2,751	26	5000K	120-277V	Summit White	Full Cutoff	080083778065
XTOR4B	250W	4,269	38	5000K	120-277V	Carbon Bronze	Full Cutoff	080083778003
XTOR4B-WT	250W	4,269	38	5000K	120-277V	Summit White	Full Cutoff	080083778010
XTORFLD-KNC	Floodlight Knuckle Accessory Kit					Carbon Bronze		080083619115
XTORFLD-KNC-WT	Floodlight Knuckle Accessory Kit					Summit White		080083619139
XTORFLD-TRN	Floodlight Trunnion Accessory Kit					Carbon Bronze		080083619153
XTORFLD-TRN-WT	Floodlight Trunnion Accessory Kit					Summit White		080083619177
XTOR6B	320W	6,129	58	5000K	120-277V	Carbon Bronze	Full Cutoff	080083774807
XTOR6B-WT	320W	6,129	58	5000K	120-277V	Summit White	Full Cutoff	080083775132
XTOR6BRL	320W	6,225	58	5000K	120-277V	Carbon Bronze	Refractive Lens	080083774821
XTOR6BRL-WT	320W	6,225	58	5000K	120-277V	Summit White	Refractive Lens	080083775194
XTOR8B	400W	8,502	81	5000K	120-277V	Carbon Bronze	Full Cutoff	080083774814
XTOR8B-WT	400W	8,502	81	5000K	120-277V	Summit White	Full Cutoff	080083775101
XTOR8BRL	400W	8,635	81	5000K	120-277V	Carbon Bronze	Refractive Lens	080083774852
XTOR8BRL-WT	400W	8,635	81	5000K	120-277V	Summit White	Refractive Lens	080083775668
XTOR12B	450W	12,728	102	5000K	120-277V	Carbon Bronze	Full Cutoff	080083779574
XTOR12BRL	450W	13,458	102	5000K	120-277V	Carbon Bronze	Refractive Lens	080083779581

Wall Mount



## Lumark AXC Axcent

The Axcent LED wall mount luminaire delivers value through superior performance, reliability, and mounting versatility, all in a sleek, architectural style. The Axcent is ideal for applications that require maximum light distribution such as building entrances, vehicle ramps, and schools. Available in carbon bronze finish.

- Die-cast aluminum housing
- Flush mount and inverted mount
- Up to 40' mounting heights



AXC Series



AXC\*RL Series

**0-10V**  
DIMMING

**IP66**  
Rated



Catalog Number	Non-LED Equivalent	Lumens	Watts	CCT	Voltage	Lens Type	UPC
AXCL6A	320W	7,594	56	4000K	120-277V	Full Cutoff	080083811564
AXCL6ARL	320W	7,809	56	4000K	120-277V	Refractive Lens	080083811649
AXCL8A	400W	9,696	72	4000K	120-277V	Full Cutoff	080083811588
AXCL8ARL	400W	9,970	72	4000K	120-277V	Refractive Lens	080083811663
AXCL10A	400W	13,283	102	4000K	120-277V	Full Cutoff	080083811601
AXCL10ARL	400W	13,641	102	4000K	120-277V	Refractive Lens	080083811687
AXCL12A	450W	16,823	123	4000K	120-277V	Full Cutoff	080083811625
AXCL12ARL	450W	17,346	123	4000K	120-277V	Refractive Lens	080083811700

Wall Mount





## Lumark Traditional Glass Wall Packs

These LED wall packs provide traditional styling with high performance energy efficient illumination. With broader area coverage on the wall, these wall packs are ideal for retrofit applications as well as vehicle ramps, tunnels, loading docks and general wall mounted area lighting.

- Die-cast aluminum housing
- Borosilicate refractive glass lens
- Up to 30' mounting heights



WPSLED Series



WPMLLED Series



WPLLED Series

IP66  
Rated



Catalog Number	Non-LED Equivalent	Lumens	Watts	CCT	Voltage	Controls	UPC	
WPSLED-30-GL-UNV	100W	3,382	27	4000K	120-277V	–	080083776368	
WPSLED-30-GL-UNV-7050	100W	3,435	27	5000K	120-277V	–	080083776443	
WPSLED-30-GL-UNV-PC	100W	3,382	27	4000K	120-277V	D2D	080083776528	
WPMLLED-75-GL-UNV	320W	8,683	76	4000K	120-277V	–	080083776382	
WPMLLED-75-GL-UNV-7050	320W	8,818	76	5000K	120-277V	–	080083776467	
WPMLLED-75-GL-UNV-PC	320W	8,683	76	4000K	120-277V	D2D	080083776542	
WPLLED-100-GL-UNV	400W	10,264	82	4000K	120-277V	–	080083776405	
WPLLED-100-GL-UNV-7050	400W	10,264	82	5000K	120-277V		080083776566	
WPLLED-100-GL-UNV-PC	400W	10,424	82	4000K	120-277V	D2D	080083776481	
WPLLED-125-GL-UNV	450W	15,143	122	4000K	120-277V		080083776429	
WPLLED-125-GL-UNV-7050	450W	15,379	122	5000K	120-277V		080083776504	
WPLLED-125-GL-UNV-PC	450W	15,143	122	4000K	120-277V	D2D	080083776580	
WGS/WLPAK	Wire guard - accessory (WPSLED)							080083776603
VSS/WLPAK	Visor accessory for full cutoff (WPSLED)							080083776627
WGM/WLPAK	Wire guard accessory (WPMLLED)							080083777761
VSM/WLPAK	Visor accessory (WPMLLED)							080083777785

Wall Mount

## Lumark Square Wall Packs



WPSQLED Series

IP66  
Rated



Catalog Number	Non-LED Equivalent	Lumens	Watts	CCT	Voltage	Controls	UPC
WPSQLED-65-UNV	175W	7,108	64	4000K	120-277V	–	80083805662
WPSQLED-65-UNV-PC	175W	7,108	64	4000K	120-277V	D2D	80083805907
WPSQLED-65-UNV-7050	175W	7,446	64	5000K	120-277V	–	80083805723
WPSQLED-65-UNV-7050-PC	175W	7,446	64	5000K	120-277V	D2D	80083805969
WPSQLED-75-UNV	250W	7,706	75	4000K	120-277V	–	80083805686
WPSQLED-75-UNV-PC	250W	7,706	75	4000K	120-277V	D2D	80083805921
WPSQLED-75-UNV-7050	250W	7,918	75	5000K	120-277V	–	80083805747
WPSQLED-75-UNV-7050-PC	2580W	7,918	75	5000K	120-277V	D2D	80083805983
WPSQLED-100-UNV	320-450W	11,043	101	4000K	120-277V	–	80083805709
WPSQLED-100-UNV-PC	320-450W	11,043	101	4000K	120-277V	D2D	80083805945
WPSQLED-100-UNV-7050	320-450W	11,322	101	5000K	120-277V	–	80083805761
WPSQLED-100-UNV-7050-PC	320-450W	11,322	101	5000K	120-277V	D2D	80083806003

## Lumark Light Commercial Wall Packs



WP5550L and  
WP8050L Series



WP2547L Series

Catalog Number	Non-LED Equivalent	Lumens	Watts	CCT	Voltage	Controls	UPC
WP5550LBZ	175 HPS	5621	50.4	5000K	120V	–	080083835850
WP8050LBZ	250 HPS	8600	76.0	5000K	120V	–	080083811304
WP2547LH	150W MH	2760	23	5000K	120V	–	080083774425

Wall Mount

## HALO Outdoor Light Commercial Wall Packs

WP2547LH	150W MH	2760	23	5000K	120-277V	–	080083774425
----------	---------	------	----	-------	----------	---	--------------

## HALO Outdoor Wall Packs



WP1050L and  
WP1850L Series



WP11 Series



Catalog Number	Non-LED Equivalent	Lumens	Watts	CCT	Voltage	Controls	UPC
WP1050L	120W Inc.	1,000	12	5000K	120V	–	080083720668
WP1050LPC	120W Inc.	1,000	12	5000K	120V	D2D	080083720675
WP1850L	120W Inc.	1,600	19	5000K	120V	–	080083719853
WP1850LPC	120W Inc.	1,600	19	5000K	120V	D2D	080083720279
WP1135LPC	120W Inc.	1,244	14	3500K	120V	D2D	080083760398
WP1150LPC	120W Inc.	1,145	14	5000K	120V	D2D	080083754168

## HALO Outdoor Entry Lights



FE0650L Series



FES0650L Series

Catalog Number	Finish	Non-LED Equivalent	Lumens	Watts	CCT	Voltage	Controls	UPC
FES0650LPC	Bronze	60W Inc.	573	11	5000K	120V	D2D	080083669080
FES0650LPCW	White	60W Inc.	637	11	5000K	120V	D2D	080083669097
FE0650LPC	Bronze	75W Inc.	811	8.9	5000K	120V	D2D	080083666928
FE0650LPCW	White	75W Inc.	927	8.9	5000K	120V	D2D	080083666935

## HALO Outdoor Solar Powered Wedge Light



MSLED300 Series



Catalog Number	Finish	Non-LED Equivalent	Lumens	Run-Time	Controls	Range of Motion	UPC
MSLED300	Black	40W Inc.	300	60 min	OCC	120°	080083728213
MSLED300W	White	40W Inc.	300	60 min.	OCC	120°	080083748167

Wall Mount



#### **Lighting Product Lines**

HALO  
HALO Commercial  
HALO Outdoor  
Portfolio  
Iris  
RSA  
Metalux  
Corelite  
Neo-Ray  
Fail-Safe  
MWS  
Ametrix  
Shaper  
io  
Lumark  
McGraw-Edison  
Invue  
Ephesus  
Lumière  
Streetworks  
AtLite  
Sure-Lites

#### **Controls Product Lines**

Greengate  
iLumin  
Zero 88  
Fifth Light Technology  
iLight (International Only)

#### **Connected Lighting Systems**

LumaWatt Pro  
WaveLinx  
Distributed Low-Voltage Power  
ConnectWorks

**Eaton**  
1121 Highway 74 South  
Peachtree City, GA 30269  
P: 770-486-4800  
[www.eaton.com/lighting](http://www.eaton.com/lighting)

**Canada Sales**  
5925 McLaughlin Road  
Mississauga, Ontario L5R 1B8  
P: 905-501-3000  
F: 905-501-3172

© 2019 Eaton  
All Rights Reserved  
Printed in USA  
Publication No. CA514001EN  
January 2019

Eaton is a registered trademark.

Other trademarks are property of their respective owners.

Product availability, specifications, and compliances are subject to change without notice.