

Stock Guide - 2nd Quarter 2020



- *Halo*
- *Halo Track and Surface*
- *Halo Commercial*
- *Metalux*
- *All-Pro Ambient*
- *Lumark Outdoor*
- *All Pro Outdoor Security & Worklights*
- *Sure-Lites*
- *All-Pro Emergency*
- *Atlite Emergency/Exit*
- *Portfolio*
- *Iris*
- *Lumiere*
- *McGraw-Edison*
- *Fail-Safe*
- *MWS*
- *HID Accessories*
- *Poles*
- *Controls*
- *Corelite*





CATALOG
NUMBER

DESCRIPTION







UPC CODE WEIGHT CASE QTY PALLET QTY NJ TX IL CA GA COO

Halo


3" H3 Housing









	IC Air-Tite - H36ICAT H36ICAT	3" HOUSING IC AIR-TITE SHALLOW CEILING 120V LINE VOLTAGE, GU10	623961361302	4.85	4	64	•	•	•	•	•	MX
	IC Air-Tite - H38ICAT H38ICAT	3" HOUSING IC AIR-TITE 120V LINE VOLTAGE, GU10	623961361272	4.5	4	40	•	•	•	•	•	MX
	Non-IC Air-Tite Remodel H36RTAT	3" HOUSING NON-IC AIR-TITE SHALLOW CEILING 120V LINE VOLTAGE, REMODEL, GU10	623961361326	0.57	6	252	•	•	•	•	•	MX
	Non-IC Air-Tite H36TAT	3" HOUSING NON-IC AIR-TITE SHALLOW CEILING 120V LINE VOLTAGE, GU10	623961377662	2.4	6	168	•	•	•	•	•	MX








3" H3 Low Voltage Housing











	IC Air-Tite - H36LVICAT H36LVICAT	3" HOUSING IC AIR-TITE SHALLOW CEILING 12V LOW VOLTAGE, MR16	623961361333	5.661	4	64	•	•	•	•	•	MX
	IC Air-Tite - H38LVICAT H38LVICAT	3" HOUSING IC AIR-TITE 12V LOW VOLTAGE, MR16	623961361289	5.16	4	40	•	•	•	•	•	MX
	Non-IC Air-Tite Remodel H36LVRTAT277	3" HOUSING NON-IC AIR-TITE SHALLOW CEILING, 277V (DUAL-TAP 120/277V) TRANSFORMER, LOW VOLTAGE, REMODEL, MR16	080083528479	3.2	6	216	•	•	•	•	•	MX;US
	Non-IC Air-Tite Remodel H36LVRTAT	3" HOUSING NON-IC AIR-TITE SHALLOW CEILING 12V LOW VOLTAGE REMODEL, MR16	623961361340	3.1	6	288	•	•	•	•	•	MX
	Non-IC Air-Tite H36LVTAT277	3" HOUSING NON-IC AIR-TITE SHALLOW CEILING, 277V (DUAL-TAP 120/277V) TRANSFORMER, LOW VOLTAGE, MR16	623961690068	4.18	6	168	•	•	•	•	•	MX
	Non-IC Air-Tite H36LVTAT	3" HOUSING NON-IC AIR-TITE SHALLOW CEILING 12V LOW VOLTAGE, MR16	623961361357	4.2	6	168	•	•	•	•	•	MX

3" H3 Trim

	Adjustable Pinhole Baffle - 15 Degree Tilt 3001BKBB	3" TRIM ADJUSTABLE 15 DEGREE PINHOLE BLACK TRIM WITH BLACK BAFFLE	623961379673	0.675	36	864	•	•	•	•	•	CN
	3001SNBB	3" TRIM ADJUSTABLE 15 DEGREE PINHOLE SATIN NICKEL TRIM WITH BLACK BAFFLE	623961379703	0.638	36	432	•	•	•	•	•	CN
	3001TBZBB	3" TRIM ADJUSTABLE 15 DEGREE PINHOLE TUSCAN BRONZE TRIM WITH BLACK BAFFLE	623961591976	0.632	36	864	•	•	•	•	•	CN
	3001WHBB	3" TRIM ADJUSTABLE 15 DEGREE PINHOLE WHITE TRIM WITH BLACK BAFFLE	623961379727	0.632	36	864	•	•	•	•	•	CN







CATALOG NUMBER	DESCRIPTION	UPC CODE	WEIGHT	CASE QTY	PALLET					COO
					NJ	TX	IL	CA	GA	
	Adjustable Pinhole Reflector - 15 Degree Tilt 3002WHC 3" TRIM ADJUSTABLE 15 DEGREE PINHOLE WHITE TRIM WITH CLEAR REFLECTOR	623961384349	0.61	36	864					CN
	Adjustable Pinhole Baffle - 35 Degree Tilt 3003SNB 3" TRIM ADJUSTABLE 35 DEGREE BAFFLE SATIN NICKEL TRIM WITH SATIN NICKEL BAFFLE	623961384417	0.75	36	864					CN
	3003WHWB 3" TRIM ADJUSTABLE 35 DEGREE BAFFLE WHITE TRIM WITH WHITE BAFFLE	623961384455	0.722	36	1080	•	•	•	•	CN
	3003BKBB 3" TRIM ADJUSTABLE 35 DEGREE BAFFLE BLACK TRIM WITH BLACK BAFFLE	623961384929	0.675	36	864					CN
	3003TBZB 3" TRIM ADJUSTABLE 35 DEGREE BAFFLE TUSCAN BRONZE TRIM WITH TUSCAN BRONZE BAFFLE	623961591990	0.69	36	864			•	•	CN
	3003WHBB 3" TRIM ADJUSTABLE 35 DEGREE BAFFLE WHITE TRIM WITH BLACK BAFFLE	623961384431	0.6	36	864			•	•	CN
	Adjustable Reflector - 35 Degree Tilt 3004SN 3" TRIM ADJUSTABLE 35 DEGREE REFLECTOR SATIN NICKEL TRIM WITH SATIN NICKEL REFLECTOR	623961384523	0.675	36	864					CN
	3004TBZ 3" TRIM ADJUSTABLE 35 DEGREE REFLECTOR TUSCAN BRONZE TRIM WITH TUSCAN BRONZE REFLECTOR	623961592003	0.621	36	864					CN
	3004WHC 3" TRIM ADJUSTABLE 35 DEGREE REFLECTOR WHITE TRIM WITH CLEAR REFLECTOR	623961384547	0.596	36	864					CN
	3007TBZ 3" TRIM LENSED SHOWER LIGHT 15 TUSCAN BRONZE TRIM WITH TUSCAN BRONZE REFLECTOR	080083607389	0.764	36	432					CN
	3004WHW 3" TRIM ADJUSTABLE 35 DEGREE REFLECTOR WHITE TRIM WITH WHITE REFLECTOR	623961401091	0.476	36	864	•	•	•	•	CN
	3004WHH 3" TRIM ADJUSTABLE 35 DEGREE REFLECTOR WHITE TRIM WITH HAZE REFLECTOR	080083588220	0.599	36	864			•	•	CN
	Adjustable Slot Aperture - 35 Degree Tilt 3006TBZBB 3" TRIM ADJUSTABLE SLOT 35 DEGREE APERTURE TUSCAN BRONZE TRIM WITH BLACK BAFFLE	623961592010	0.6	36	864					CN
	3006WHBB 3" TRIM ADJUSTABLE SLOT 35 DEGREE APERTURE WHITE TRIM WITH BLACK BAFFLE	623961379635	0.669	36	864			•	•	CN
	Lensed Shower Light - 15 Degree Tilt 3007PCC 3" TRIM LENSED SHOWER LIGHT 15 DEGREE POLISHED CHROME TRIM WITH CLEAR REFLECTOR	623961384776	0.613	6	864					CN
	3007SN 3" TRIM LENSED SHOWER LIGHT 15 DEGREE SATIN NICKEL TRIM WITH SATIN NICKEL REFLECTOR	623961384790	0.6	36	864			•	•	CN
	3007WHC 3" TRIM LENSED SHOWER LIGHT 15 DEGREE WHITE TRIM WITH CLEAR REFLECTOR	623961384813	0.617	36	864			•	•	CN
	Shower Light 3008FG 3" TRIM SHOWER LIGHT WHITE PLASTIC TRIM WITH FROSTED GLASS LENS	623961384837	0.417	36	864	•	•	•	•	CN
	Adjustable Gimbal - 35 Degree Tilt 3009WHWB 3" TRIM ADJUSTABLE 35 DEGREE GIMBAL WHITE WITH WHITE BAFFLE	623961384660	0.683	36	864	•	•	•	•	CN
	3009BKBB 3" TRIM ADJUSTABLE 35 DEGREE GIMBAL BLACK WITH BLACK BAFFLE	623961384592	0.6	36	864					CN
	3009SNBB 3" TRIM ADJUSTABLE 35 DEGREE GIMBAL SATIN NICKEL WITH BLACK BAFFLE	623961384615	0.638	36	864			•	•	CN
	3009TBZBB 3" TRIM ADJUSTABLE 35 DEGREE GIMBAL TUSCAN BRONZE WITH BLACK BAFFLE	623961592249	0.571	36	864	•	•	•	•	CN
	3009WHBB 3" TRIM ADJUSTABLE 35 DEGREE GIMBAL WHITE WITH BLACK BAFFLE	623961384646	0.599	36	864			•	•	CN
	Super Adjustable, 80 Degree, White 3010SN 3" TRIM, SUPER ADJUSTABLE, 80 DEGREE, SATIN NICKEL	080083514380	1	36	216					CN

CATALOG NUMBER	DESCRIPTION	UPC CODE	WEIGHT	CASE QTY	PALLET QTY	NJ	TX	IL	CA	GA	COO
 3010WH	Super Adjustable, 80 Degree, Tuscan Bronze 3" TRIM, SUPER ADJUSTABLE, 80 DEGREE, WHITE	080083514366	1.14	36	288					•	CN
 3011SNBB	Square Adjustable - 15 Degree Tilt 3" TRIM ADJUSTABLE 15 DEGREE SQUARE SATIN NICKEL TRIM WITH BLACK BAFFLE	623961978333	0.656	36	864					• •	CN
3011WHWB	3" TRIM ADJUSTABLE 15 DEGREE SQUARE WHITE TRIM WITH WHITE BAFFLE	623961978203	0.666	36	864	•		•	•	•	CN
3011BKBB	3" TRIM ADJUSTABLE 15 DEGREE SQUARE BLACK TRIM WITH BLACK BAFFLE	623961978326	0.693	36	864					•	CN
3011TBZBB	3" TRIM ADJUSTABLE 15 DEGREE SQUARE TUSCAN BRONZE TRIM WITH BLACK BAFFLE	623961978357	0.652	36	864			•	•	•	CN
3011WHBB	3" TRIM ADJUSTABLE 15 DEGREE SQUARE WHITE TRIM WITH BLACK BAFFLE	623961978210	0.719	36	432	•			•	•	CN
 3012BKBB	Square Regressed Lens Adjustable Shower Light 3" TRIM LENSED SQUARE SHOWER LIGHT 15 DEGREE BLACK TRIM WITH BLACK BAFFLE	623961978395	0.71	36	864					•	CN
3012SNBB	3" TRIM LENSED SQUARE SHOWER LIGHT 15 DEGREE SATIN NICKEL TRIM WITH BLACK BAFFLE	623961978401	0.71	36	864					• •	CN
3012TBZBB	3" TRIM LENSED SQUARE SHOWER LIGHT 15 DEGREE TUSCAN BRONZE TRIM WITH BLACK BAFFLE	623961978425	0.71	36	864					• •	CN
3012WHBB	3" TRIM LENSED SQUARE SHOWER LIGHT 15 DEGREE WHITE TRIM WITH BLACK BAFFLE	623961978364	0.71	36	864	•			•	•	CN
3012WHWB	3" TRIM LENSED SQUARE SHOWER LIGHT 15 DEGREE WHITE TRIM WITH WHITE BAFFLE	623961978388	0.71	36	864	•		•	•	•	CN
 3013WH	Square Adjustable Gimbal 3" TRIM ADJUSTABLE 15 DEGREE SQUARE GIMBAL TRIM, WHITE	623961978432	0.556	36	864	•			•	•	CN
3013TBZ	3" TRIM ADJUSTABLE 15 DEGREE SQUARE GIMBAL TRIM, TUSCAN BRONZE	623961978487	0.533	36	648					•	CN
3013SN	3" TRIM ADJUSTABLE 15 DEGREE SQUARE GIMBAL TRIM, SATIN NICKEL	623961978463	0.508	36	864					•	CN
 3017FGS	All-Glass Frost Curve Showerlight Trim 3" TRIM, FROST ALL-GLASS CURVE SHOWER TRIM WITH WHITE BASE	080083514502	0.916	1	252					•	CN
 3019RGSC	Round Etched Glass 3" TRIM, ROUND ETCHED GLASS, SATIN CHROME TRIM	080083514526	0.494	6	216					•	CN
 3020WW	Wall Wash Pinhole with Clear Reflector 3" TRIM WALL WASH PINHOLE WHITE TRIM WITH CLEAR REFLECTOR AND CLEAR KICK REFLECTOR	080083514533	1.135	6	180					•	CN

CATALOG NUMBER	DESCRIPTION	UPC CODE	WEIGHT	CASE QTY	PALLET QTY	NJ	TX	IL	CA	GA	COO	
4" H99 Housing												
	IC Air-Tite - H99ICAT H99ICAT	4" HOUSING IC AIR-TITE SHALLOW CEILING 120V LINE VOLTAGE	080083582259	2.4	6	144	•	•	•	•	•	MX
	Non-IC Air-Tite Remodel - H99RTAT H99RTAT	4" HOUSING NON-IC, AIR-TITE SHALLOW CEILING REMODEL 120V LINE VOLTAGE	080083584369	1.9	6	252	•	•	•	•	•	MX
	Non-IC Air-Tite - H99TAT H99TAT	4" HOUSING NON-IC, AIR-TITE SHALLOW CEILING 120V INCANDESCENT	080083584260	2.05	6	192	•	•	•	•	•	MX
4" H99 Trim												
	Adjustable Lensed Shower Light - 15 Degree Tilt 1951PS 1951TBZS	4" TRIM LENSED SHOWERLIGHT WHITE TRIM, CLEAR SPECULAR SPLAY REFLECTOR, MR16 4" TRIM LENSED SHOWERLIGHT TUSCAN BRONZE TRIM, CLEAR SPECULAR SPLAY REFLECTOR, MR16	622697464974 623961311758	0.74 0.74	12 12	384 720	•	•	•	•	•	CN CN
	Metropolitan Ice Lite - For H99T, H99RT & H99ICAT 945	4" TRIM METROPOLITAN 120V FROSTED GLASS	662400188612	0.91	6	192	•	•	•	•	•	CN;MX
	Shower Light 951PS 951SNS ETN-951TBZS	4" TRIM LENSED SHOWERLIGHT 120V WHITE TRIM WITH GLASS LENS 4" TRIM LENSED SHOWERLIGHT 120V SATIN NICKEL TRIM WITH GLASS LENS 4" TRIM LENSED SHOWERLIGHT 120V TUSCAN BRONZE TRIM WITH GLASS LENS	622697283117 623960387556 623961311574	0.55 0.626 0.538	6 6 6	480 432 432	•	•	•	•	•	CN CN CN
	Dome Lens Showerlight 952PS	4" TRIM, LENSED SHOWERLIGHT, WHITE TRIM WITH FROST DOME GLASS LENS	080083515967	0.55	6	504	•	•	•	•	•	CN
	Metal Baffle 953AC 953SN 953TBZ 953P	4" TRIM METAL BAFFLE ANTIQUE COPPER TRIM WITH ANTIQUE COPPER BAFFLE 4" TRIM METAL BAFFLE SATIN NICKEL TRIM WITH SATIN NICKEL BAFFLE 4" TRIM METAL BAFFLE TUSCAN BRONZE TRIM WITH TUSCAN BRONZE BAFFLE 4" TRIM, METAL BAFFLE, WHITE TRIM WITH BLACK BAFFLE	623961309472 623960387532 623961311499 080083516001	0.375 0.3 0.379 0.35	12 12 12 12	576 576 576 840	•	•	•	•	•	CN CN CN CN
	Shower Light - 955PS 955PS	4" TRIM, LENSED SHOWERLIGHT, WHITE TRIM WITH PRISMATIC GLASS LENS	080083515943	0.573	6	1008	•	•	•	•	•	CN
	Pinhole Trim 990P	4" TRIM PINHOLE TRIM WHITE	662400320647	0.91	6	192	•	•	•	•	•	MX

E Indicates EISA Compliant Pulse Start Products M Indicates MarketPro Product Country of Origin - as Indicated

Please reference the Cooper Lighting Stock Guide Terms and Conditions page. Pictures are a representation of product categories and may not illustrate the exact skus listed. Product information is subject to change without notice. Consult factory representative for additional information and inventory details. Visit www.cooperlighting.com for more product information.

CATALOG NUMBER	DESCRIPTION	UPC CODE	WEIGHT	CASE QTY	PALLET QTY	NJ	TX	IL	CA	GA	COO
Wall Wash with Baffle											
 992W	4" TRIM WALL WASH WHITE TRIM AND SCOOP, WHITE BAFFLE	662400320654	0.91	6	192	•			•	•	MX
992P	4" TRIM WALL WASH WHITE TRIM AND SCOOP, BLACK BAFFLE	662400320531	0.91	6	192					•	MX
992TBZ	4" TRIM WALL WASH TUSCAN BRONZE TRIM AND SCOOP, BLACK BAFFLE	623961311550	0.492	12	576					•	CN
Coilex Baffle											
 993P	4" TRIM COILEX BAFFLE WHITE TRIM WITH BLACK BAFFLE	080083628223	0.4	6	840	•	•	•	•	•	CN
993W	4" TRIM COILEX BAFFLE WHITE TRIM WITH WHITE BAFFLE	080083628483	0.4	6	840	•	•	•	•	•	 CN
993SN	4" TRIM COILEX BAFFLE SATIN NICKEL TRIM WITH BLACK BAFFLE	623960250485	0.4	12	576				•	•	CN
993TBZ	4" TRIM COILEX BAFFLE TUSCAN BRONZE WITH BLACK BAFFLE	080083628520	0.38	6	840				•	•	CN
Step Baffle											
994W	4" TRIM STEP BAFFLE WHITE TRIM WITH WHITE BAFFLE	662400320708	0.91	6	192			•		•	MX
Adjustable Eyeball - 30 Degree Tilt - 996											
 996P	4" TRIM EYEBALL PAR20 LAMP WHITE TRIM WITH WHITE EYEBALL	662400320630	0.91	12	420	•		•	•	•	CN
996SN	4" TRIM EYEBALL PAR20 LAMP SATIN NICKEL TRIM WITH SATIN NICKEL EYEBALL	623960282769	0.893	12	384					•	CN
996TBZ	4" TRIM EYEBALL PAR20 LAMP TUSCAN BRONZE TRIM WITH TUSCAN BRONZE EYEBALL	623961311512	0.904	12	360					•	CN
Adjustable Eyeball - 30 Degree Tilt - 998											
 998P	4" TRIM EYEBALL R16, PAR16 LAMP WHITE TRIM WITH WHITE EYEBALL	080083628209	0.4	6	840	•	•	•	•	•	CN
998TBZ	4" TRIM EYEBALL R16, PAR16 LAMP TUSCAN BRONZE WITH TUSCAN BRONZE EYEBALL	623961311437	1.469	12	840				•	•	CN
Reflector											
 999P	4" TRIM REFLECTOR CONE WHITE TRIM WITH SPECULAR CLEAR REFLECTOR	662400320586	0.35	12	840	•	•	•	•	•	MX
999RG	4" TRIM REFLECTOR CONE WHITE TRIM WITH RESIDENTIAL GOLD REFLECTOR	662400320548	0.91	6	192					•	MX
999SN	4" TRIM REFLECTOR CONE SATIN NICKEL TRIM WITH SATIN NICKEL REFLECTOR	080083628186	0.383	6	840				•	•	CN
999H	4" TRIM REFLECTOR CONE WHITE TRIM WITH HAZE REFLECTOR	622696606221	0.91	12	672				•	•	MX
999TBZ	4" TRIM REFLECTOR CONE TUSCAN BRONZE WITH TUSCAN BRONZE REFLECTOR	623961311451	0.362	12	1200				•	•	CN
999W	4" TRIM REFLECTOR CONE WHITE TRIM WITH WHITE REFLECTOR	623961394287	0.91	6	192					•	MX

CATALOG NUMBER	DESCRIPTION	UPC CODE	WEIGHT	CASE QTY	PALLET QTY	NJ	TX	IL	CA	GA	COO
3" HL36 Housings											
<i>HL36A Round Housing</i>											
HL36A20NFL935ED010ICAT	3 IN. SHALLOW NEW CONSTRUCTION DIRECTIONAL HOUSING, 25 DEGREE BEAM, 3500K, UNV, IC RATED	080083853267	7	1	72					•	MX
HL36A20NFL940ED010ICAT	3 IN. SHALLOW NEW CONSTRUCTION DIRECTIONAL HOUSING, 25 DEGREE BEAM, 4000K, UNV, IC RATED	080083853281	7	6	72					•	MX
HL36A20FL927ED010ICAT	3 IN. SHALLOW NEW CONSTRUCTION DIRECTIONAL HOUSING, 40 DEGREE BEAM, 2700K, UNV	080083874064	5.6	1	72				•	•	MX
HL36A20FL930ED010ICAT	3 IN. SHALLOW NEW CONSTRUCTION DIRECTIONAL HOUSING, 40 DEGREE BEAM, 3000K, UNV	080083874088	7	1	72				•	•	MX
<i>HL36SA Square Housing</i>											
HL36SA20NFL927ED010ICAT	3 IN. SHALLOW SQUARE NEW CONSTRUCTION DIRECTIONAL HOUSING, 25 DEGREE BEAM, 2700K, UNV, IC RATED	080083853304	7	6	72					•	MX
HL36SA20NFL930ED010ICAT	3 IN. SHALLOW SQUARE NEW CONSTRUCTION DIRECTIONAL HOUSING, 25 DEGREE BEAM, 3000K, UNV, IC RATED	080083853328	7	6	72				•	•	MX
HL36SA20NFL935ED010ICAT	3 IN. SHALLOW SQUARE NEW CONSTRUCTION DIRECTIONAL HOUSING, 25 DEGREE BEAM, 3500K	080083853342	7	6	72					•	MX
HL36SA20NFL940ED010ICAT	3 IN. SHALLOW SQUARE NEW CONSTRUCTION DIRECTIONAL HOUSING, 25 DEGREE BEAM, 4000K, UNV, IC RATED	080083853366	7	6	72					•	MX
HL36SA20FL935ED010ICAT	3 IN. SHALLOW SQUARE NEW CONSTRUCTION DIRECTIONAL HOUSING, 40 DEGREE BEAM, 3500K, UNV, IC RATED	080083874187	7	1	72					•	MX
HL36SA20FL940ED010ICAT	3 IN. SHALLOW SQUARE NEW CONSTRUCTION DIRECTIONAL HOUSING, 40 DEGREE BEAM, 4000K, UNV, IC RATED	080083874200	7	1	72					•	MX
HL36SA20FL927ED010ICAT	3 IN. SHALLOW SQUARE NEW CONSTRUCTION DIRECTIONAL HOUSING, 40 DEGREE BEAM, 2700K, UNV	080083874149	7	1	72				•	•	MX
HL36SA20FL930ED010ICAT	3 IN. SHALLOW SQUARE NEW CONSTRUCTION DIRECTIONAL HOUSING, 40 DEGREE BEAM, 3000K, UNV	080083874163	7	1	72				•	•	MX

3" HL36 Trims

Round Trims

TL3PINBNBB	2.00" APERTURE PINHOLE W/OCULUS, OPEN, SELF-FLANGED, BRUSHED NICKEL FLANGE, BLACK OCULUS	080083838585	0.2	6	3240					•	•	CN
RA3R	3 INCH ROUND RIMLESS ADAPTER	080083851874	0.18	6	1260					•	•	CN
TL3PIN2GMBBB	2.00" APERTURE PINHOLE W/PRISMATIC LENS OCULUS, OPEN, SELF-FLANGED, MATTE BLACK FLANGE, BLACK OCULUS	080083838769	0.2	6	3240					•	•	CN
TL3PINMWWBRL	2.00" APERTURE PINHOLE W/OCULUS, OPEN, RIMLESS, SELF-FLANGED, MATTE WHITE FLANGE, WHITE OCULUS	080083838806	0.2	6	2700					•	•	CN
TL3PINMWWB	2.00" APERTURE PINHOLE W/OCULUS, OPEN, SELF-FLANGED, MATTE WHITE FLANGE, WHITE OCULUS	080083838622	0.2	6	3240					•	•	CN
TL3PINMWWBB	2.00" APERTURE PINHOLE W/OCULUS, OPEN, SELF-FLANGED, MATTE WHITE FLANGE, BLACK OCULUS	080083838646	0.2	6	3240					•	•	CN
TL3PINMBBB	2.00" APERTURE PINHOLE W/OCULUS, OPEN, SELF-FLANGED, MATTE BLACK FLANGE, BLACK OCULUS	080083838660	0.2	6	3240					•	•	CN
TL3PIN2GBNBB	2.00" APERTURE PINHOLE W/PRISMATIC LENS OCULUS, OPEN, SELF-FLANGED, BRUSHED NICKEL FLANGE, BLACK OCULUS	080083838684	0.2	6	3240					•	•	CN
TL3PIN2GMWWB	2.00" APERTURE PINHOLE W/PRISMATIC LENS OCULUS, OPEN, SELF-FLANGED, MATTE WHITE FLANGE, WHITE OCULUS	080083838721	0.2	6	3240					•	•	CN
TL3PIN2GMWBB	2.00" APERTURE PINHOLE W/PRISMATIC LENS OCULUS, OPEN, SELF-FLANGED, MATTE WHITE FLANGE, BLACK OCULUS	080083838745	0.2	6	3240					•	•	CN
TL3PIN2GMWWBRL	2.00" APERTURE PINHOLE W/PRISMATIC LENS OCULUS, OPEN, RIMLESS, MATTE WHITE FLANGE, WHITE OCULUS	080083838844	0.2	6	2700					•	•	CN
TL3RH	3.25" APERTURE CONICAL REFLECTOR, OPEN, SELF-FLANGED, SEMI-SPECULAR CLEAR REFLECTOR AND FLANGE	080083839193	1.26	6	1680					•	•	CN
TL3R2GMB	3.25" APERTURE CONICAL REFLECTOR, OPEN, SELF-FLANGED, MICROPRISMATIC LENS, MATTE BLACK REFLECTOR AND FLANGE	080083839414	0.2	6	3240					•	•	CN
TL3RBBWF	3.25" APERTURE CONICAL BAFFLE, OPEN, SELF-FLANGED, MATTE BLACK BAFFLE, MATTE WHITE FLANGE	080083839438	0.2	6	3240					•	•	CN
TL3RWBWF	3.25" APERTURE CONICAL BAFFLE, OPEN, SELF-FLANGED, MATTE WHITE BAFFLE, MATTE WHITE FLANGE	080083839452	0.2	6	3240					•	•	CN
TL3R2GBBWF	3.25" APERTURE CONICAL BAFFLE, OPEN,	080083839476	0.2	6	3240					•	•	CN

Ⓢ Indicates EISA Compliant Pulse Start Products Ⓜ Indicates MarketPro Product Country of Origin - as Indicated

CATALOG NUMBER	DESCRIPTION	UPC CODE	WEIGHT	CASE		PALLET						COO
				QTY	QTY	NJ	TX	IL	CA	GA		
TL3R2GWBWF	SELF-FLANGED, MICROPRISMATIC LENS, MATTE BLACK BAFFLE, MATTE WHITE FLANGE 3.25" APERTURE CONICAL BAFFLE, OPEN, SELF-FLANGED, MICROPRISMATIC LENS, MATTE WHITE BAFFLE, MATTE WHITE FLANGE	080083839490	0.2	6	3240					•	•	CN
TL3RMWRL	3.25" APERTURE CONICAL REFLECTOR, OPEN, RIMLESS, MATTE WHITE REFLECTOR AND FLANGE	080083839513	0.2	6	2700					•	•	CN
TL3R2GMWRL	3.25" APERTURE CONICAL REFLECTOR WITH MICROPRISMATIC LENS, OPEN, RIMLESS, MATTE WHITE REFLECTOR AND FLANGE	080083839537	0.2	6	2700					•	•	CN
TL3R2GMW	3.25" APERTURE CONICAL REFLECTOR, OPEN, SELF-FLANGED, MICROPRISMATIC LENS, MATTE WHITE REFLECTOR AND FLANGE	080083839391	0.2	6	3240					•	•	CN
TL3RHWF	3.25" APERTURE CONICAL REFLECTOR, OPEN, SELF-FLANGED, SEMI-SPECULAR CLEAR REFLECTOR AND MATTE WHITE FLANGE	080083839216	1.26	6	1680					•	•	CN
TL3RMW	3.25" APERTURE CONICAL REFLECTOR, OPEN, SELF-FLANGED, MATTE WHITE REFLECTOR AND FLANGE	080083839278	1.26	6	1680					•	•	CN
TL3RMB	3.25" APERTURE CONICAL REFLECTOR, OPEN, SELF-FLANGED, MATTE BLACK REFLECTOR AND FLANGE	080083839292	1.26	6	1680					•	•	CN
TL3R2GH	3.25" APERTURE CONICAL REFLECTOR, OPEN, SELF-FLANGED, MICROPRISMATIC LENS, SEMI-SPECULAR CLEAR REFLECTOR AND FLANGE	080083839315	1.26	6	1680					•	•	CN
TL3R2GHWF	3.25" APERTURE CONICAL REFLECTOR, OPEN, SELF-FLANGED, MICROPRISMATIC LENS, SEMI-SPECULAR CLEAR REFLECTOR AND MATTE WHITE FLANGE	080083839339	0.2	6	3240					•	•	CN
TL3PR2GMW	3.25" CONICAL POLYMER REFLECTOR, DIFFUSE LENS, SELF FLANGED, MATTE WHITE	080083839919	0.2	6	3240					•	•	CN
TL3LWW6GHWF	3.25" APERTURE CONICAL LENS WALL WASH, SELF-FLANGED, SEMI-SPECULAR CLEAR REFLECTOR AND WHITE FLANGE	080083839971	0.2	6	3240					•	•	CN
TL3LWW6GMW	3.25" APERTURE CONICAL LENS WALL WASH, SELF-FLANGED, MATTE WHITE	080083839995	0.2	6	3240					•	•	CN
TL3LWW6GMWRL	3.25" APERTURE CONICAL LENS WALL WASH, RIMLESS, MATTE WHITE	080083840014	0.2	6	2700					•	•	CN
TL3PINORBBB	2.00" APERTURE PINHOLE W/OCULUS, OPEN, SELF-FLANGED, OIL RUBBED BRONZE FLANGE, BLACK OCULUS	080083838608	0.2	6	3240					•	•	CN
TL3PIN2GORBBB	2.00" APERTURE PINHOLE W/PRISMATIC LENS OCULUS, OPEN, SELF-FLANGED, OIL RUBBED BRONZE FLANGE, BLACK OCULUS	080083838707	0.2	6	3240					•	•	CN
TL3R2GBN	3.25" APERTURE CONICAL REFLECTOR, OPEN, SELF-FLANGED, MICROPRISMATIC LENS, BRUSHED NICKEL REFLECTOR AND FLANGE	080083839353	0.2	6	3240					•	•	CN
TL3R2GORB	3.25" APERTURE CONICAL REFLECTOR, OPEN, SELF-FLANGED, MICROPRISMATIC LENS, OIL RUBBED BRONZE REFLECTOR AND FLANGE	080083839377	0.2	6	3240					•	•	CN
TL3RBN	3.25" APERTURE CONICAL REFLECTOR, OPEN, SELF-FLANGED, BRUSHED NICKEL REFLECTOR AND FLANGE	080083839230	1.26	6	1680					•	•	CN
TL3RORB	3.25" APERTURE CONICAL REFLECTOR, OPEN, SELF-FLANGED, OIL RUBBED BRONZE REFLECTOR AND FLANGE	080083839254	1.26	6	1680					•	•	CN
TL3LWW6GH	3.25" APERTURE CONICAL LENS WALL WASH, SELF-FLANGED, SEMI-SPECULAR CLEAR	080083839957	0.2	6	3240					•	•	CN

Square Trims

RA3S	3 INCH SQUARE RIMLESS ADAPTER	080083851935	0.18	6	1260					•	•	TW
TLS3PIN2GMWWB	3.25" SQUARE PINHOLE W/OCULUS, DIFFUSE LENS, SELF FLANGED, MICROPRISMATIC LENS, MATTE WHITE FLANGE, WHITE OCULUS	080083839001	1.26	6	1680					•	•	CN
TLS3PINMWWB	2.00" SQUARE PINHOLE W/OCULUS, OPEN, SELF FLANGED, MATTE WHITE FLANGE, WHITE OCULUS	080083838905	0.2	6	3240					•	•	CN
TLS3PINMWB	2.00" SQUARE PINHOLE W/OCULUS, OPEN, SELF FLANGED, MATTE WHITE FLANGE, BLACK OCULUS	080083838929	0.2	6	3240					•	•	CN
TLS3PINMBB	2.00" SQUARE PINHOLE W/OCULUS, OPEN, SELF FLANGED, MATTE BLACK FLANGE, BLACK OCULUS	080083838943	1.26	6	1680					•	•	CN
TLS3PIN2GBNBB	3.25" SQUARE PINHOLE W/OCULUS, DIFFUSE LENS, SELF FLANGED, MICROPRISMATIC LENS, BRUSHED NICKEL FLANGE, BLACK OCULUS	080083838967	1.26	6	1680					•	•	CN
TLS3PIN2GMWB	3.25" SQUARE PINHOLE W/OCULUS, DIFFUSE LENS, SELF FLANGED, MICROPRISMATIC LENS, MATTE WHITE FLANGE, BLACK OCULUS	080083839025	1.26	6	1680					•	•	CN
TLS3PIN2GMBB	3.25" SQUARE PINHOLE W/OCULUS, DIFFUSE LENS, SELF FLANGED, MICROPRISMATIC LENS, MATTE BLACK FLANGE, BLACK OCULUS	080083839049	1.26	6	1680					•	•	CN
TLS3PINMWWBRL	2.00" SQUARE PINHOLE W/OCULUS, OPEN, RIMLESS, MATTE WHITE FLANGE, WHITE OCULUS	080083839087	1.03	6	2304					•	•	CN
TLS3PIN2GMWWBRL	3.25" SQUARE PINHOLE W/OCULUS, DIFFUSE LENS, RIMLESS, MICROPRISMATIC LENS, MATTE WHITE FLANGE, WHITE OCULUS	080083839179	1.03	6	2304					•	•	CN
TLS3RMB	3.25" SQUARE REFLECTOR, OPEN, SELF FLANGED, MATTE BLACK REFLECTOR AND	080083839650	0.2	6	3240					•	•	CN

Ⓜ Indicates EISA Compliant Pulse Start Products Ⓜ Indicates MarketPro Product Country of Origin - as Indicated

CATALOG NUMBER	DESCRIPTION	UPC CODE	WEIGHT	CASE		PALLET					COO	
				QTY	QTY	NJ	TX	IL	CA	GA		
TLS3R2GH	FLANGE 3.25" SQUARE CONICAL REFLECTOR, DIFFUSE LENS, SELF FLANGED, SEMI-SPECULAR CLEAR REFLECTOR AND FLANGE	080083839674	0.2	6	3240					•	•	CN
TLS3R2GHWF	3.25" SQUARE CONICAL REFLECTOR, DIFFUSE LENS, SELF FLANGED, SEMI-SPECULAR CLEAR REFLECTOR AND MATTE WHITE FLANGE	080083839698	0.2	6	3240					•	•	CN
TLS3R2GMB	3.25" SQUARE CONICAL REFLECTOR, DIFFUSE LENS, SELF FLANGED, MATTE BLACK REFLECTOR AND FLANGE	080083839773	0.2	6	3240					•	•	CN
TLS3RBBWF	3.25" SQUARE BAFFLE, OPEN, SELF FLANGED, MATTE BLACK BAFFLE, MATTE WHITE FLANGE	080083839797	0.2	6	3240					•	•	CN
TLS3RWBWF	3.25" SQUARE REFLECTOR, OPEN, SELF FLANGED, MATTE WHITE BAFFLE, MATTE WHITE FLANGE	080083839810	0.2	6	3240					•	•	CN
TLS3R2GBBWF	3.25" SQUARE BAFFLE, DIFFUSE LENS, SELF FLANGED, MATTE BLACK BAFFLE, MATTE WHITE FLANGE	080083839834	0.2	6	3240					•	•	CN
TLS3R2GWBWF	3.25" SQUARE BAFFLE, DIFFUSE LENS, SELF FLANGED, MICROPRISMATIC LENS, MATTE WHITE BAFFLE, MATTE WHITE FLANGE	080083839858	0.2	6	3240					•	•	CN
TLS3RMWRL	3.25" SQUARE REFLECTOR, OPEN, RIMLESS, MATTE WHITE REFLECTOR AND FLANGE	080083839872	0.2	6	2700					•	•	CN
TLS3RHWF	3.25" SQUARE REFLECTOR, OPEN, SELF FLANGED, SEMI-SPECULAR CLEAR REFLECTOR AND MATTE WHITE FLANGE	080083839575	0.2	6	3240					•	•	CN
TLS3RH	3.25" SQUARE REFLECTOR, OPEN, SELF FLANGED, SEMI-SPECULAR CLEAR REFLECTOR AND FLANGE	080083839551	0.2	6	3240					•	•	CN
TLS3R2GMWRL	3.25" SQUARE REFLECTOR, DIFFUSE LENS, RIMLESS, MICROPRISMATIC LENS, MATTE WHITE REFLECTOR AND FLANGE	080083839896	0.2	6	2700					•	•	CN
TLS3PR2GMW	3.25" SQUARE POLYMER REFLECTOR, DIFFUSE LENS, SELF FLANGED, MATTE WHITE REFLECTOR AND FLANGE	080083839933	0.2	6	3240					•	•	CN
TLS3LWW6GMW	3.25" SQUARE ANGLE CUT LENS WALL WASH, SELF FLANGED, LINEAR SPREAD LENS, MATTE WHITE REFLECTOR AND FLANGE	080083840076	0.2	6	3240					•	•	CN
TLS3LWW6GMWRL	3.25" SQUARE ANGLE CUT LENS, WALL WASH, RIMLESS, LINEAR SPREAD LENS, MATTE WHITE REFLECTOR AND FLANGE	080083840090	0.2	6	2700					•	•	CN
TLS3LWW6GH	3.25" SQUARE ANGLE CUT LENS WALL WASH, SELF FLANGED, LINEAR SPREAD LENS, SEMI-SPECULAR CLEAR REFLECTOR AND FLANGE	080083840038	0.2	6	3240					•	•	CN
TLS3PIN2GORBBB	3.25" SQUARE PINHOLE W/OCULUS, DIFFUSE LENS, SELF FLANGED, MICROPRISMATIC LENS, OIL RUBBED BRONZE FLANGE, BLACK OCULUS	080083838981	1.26	6	1680					•	•	CN
TLS3PINORBBB	2.00" SQUARE PINHOLE W/OCULUS, OPEN, SELF FLANGED, OIL RUBBED BRONZE FLANGE, BLACK OCULUS	080083838882	0.2	6	3240					•	•	CN
TLS3R2GBN	3.25" SQUARE CONICAL REFLECTOR, DIFFUSE LENS, SELF FLANGED, BRUSHED NICKEL REFLECTOR AND FLANGE	080083839711	0.2	6	3240					•	•	CN
TLS3R2GORB	3.25" SQUARE CONICAL REFLECTOR, DIFFUSE LENS, SELF FLANGED, OIL RUBBED BRONZE REFLECTOR AND FLANGE	080083839735	0.2	6	3240					•	•	CN
TLS3R2GMW	3.25" SQUARE CONICAL REFLECTOR, DIFFUSE LENS, SELF FLANGED, MATTE WHITE REFLECTOR AND FLANGE	080083839759	0.2	6	3240					•	•	CN
TLS3RBN	3.25" SQUARE REFLECTOR, OPEN, SELF FLANGED, BRUSHED NICKEL REFLECTOR AND FLANGE	080083839599	0.2	6	3240					•	•	CN
TLS3RORB	3.25" SQUARE REFLECTOR, OPEN, SELF FLANGED, OIL RUBBED BRONZE REFLECTOR AND FLANGE	080083839612	0.2	6	3240					•	•	CN
TLS3RMW	3.25" SQUARE REFLECTOR, OPEN, SELF FLANGED, MATTE WHITE REFLECTOR AND FLANGE	080083839636	0.2	6	3240					•	•	CN
TLS3LWW6GHWF	3.25" SQUARE ANGLE CUT LENS WALL WASH, SELF FLANGED, LINEAR SPREAD LENS, SEMI-SPECULAR CLEAR REFLECTOR AND MATTE WHITE FLANGE	080083840052	0.2	6	3240					•	•	CN
TLS3PINBNNB	2.00" SQUARE PINHOLE W/OCULUS, OPEN, SELF FLANGED, BRUSHED NICKEL FLANGE, BLACK OCULUS	080083838868	0.2	6	3240					•	•	CN

CATALOG NUMBER	DESCRIPTION	UPC CODE	WEIGHT	QTY	CASE QTY	PALLET					COO
						NJ	TX	IL	CA	GA	

4" E4 Housing



E4ICATSB New Construction

E4ICATSB	4" IC, AIR-TITE, NEW CONSTRUCTION HOUSING, 120V W/ SOCKET BRACKET	080083751525	2.77	6	108	•	•	•	•	•	•	Ⓜ MX
----------	---	--------------	------	---	-----	---	---	---	---	---	---	------



E4RTATSB Remodel

E4RTATSB	4" NON-IC AIR-TITE, REMODEL, 120V W/ SOCKET BRACKET	080083751501	1.733	6	168	•	•	•	•	•	•	Ⓜ MX
----------	---	--------------	-------	---	-----	---	---	---	---	---	---	------



E4TATSB New Construction

E4TATSB	4" NON-IC, AIR-TITE, NEW CONSTRUCTION HOUSING, 120V W/ SOCKET BRACKET	080083751488	2.23	6	192	•	•	•	•	•	•	Ⓜ MX
---------	---	--------------	------	---	-----	---	---	---	---	---	---	------

4" E44 Housings

E44MR16ICAT Ultra Shallow

E44MR16ICAT	4? ULTRA-SHALLOW RECESSED LOW VOLTAGE NEW CONSTRUCTION HOUSING, MR16 10W MAX	080083818327	2.63	6	192	•	•	•	•	•	•	CN
-------------	--	--------------	------	---	-----	---	---	---	---	---	---	----

E44MR16RICAT Ultra Shallow Remodel

E44MR16RICAT	4? ULTRA-SHALLOW RECESSED LOW VOLTAGE REMODELER HOUSING, MR16 10W MAX	080083818341	0.82	6	630	•	•	•	•	•	•	CN
--------------	---	--------------	------	---	-----	---	---	---	---	---	---	----

E44PAR16ICAT Ultra Shallow

E44PAR16ICAT	4" ULTRA-SHALLOW RECESSED LINE VOLTAGE NEW CONSTRUCTION HOUSING, PAR16 20W MAX	080083818785	2.63	6	192	•	•	•	•	•	•	CN
--------------	--	--------------	------	---	-----	---	---	---	---	---	---	----

E44PAR16ICATDR10	4" ULTRA-SHALLOW RECESSED NEW CONSTRUCTION HOUSING, GU10 BASE, 120V, FOR LED LAMPS ONLY	080083818761	2.63	6	192	•	•	•	•	•	•	CN
------------------	---	--------------	------	---	-----	---	---	---	---	---	---	----

E44PAR16RICAT Ultra Shallow Remodel

E44PAR16RICAT	4? ULTRA-SHALLOW RECESSED LINE VOLTAGE REMODELER HOUSING, PAR16 10W MAX	080083818822	0.82	6	630	•	•	•	•	•	•	CN
---------------	---	--------------	------	---	-----	---	---	---	---	---	---	----

E44PAR16RICATDR10	4" ULTRA-SHALLOW RECESSED REMODELER HOUSING, GU10 BASE, 120V, FOR LED MR16 LAMPS ONLY	080083818808	0.82	6	630	•	•	•	•	•	•	CN
-------------------	---	--------------	------	---	-----	---	---	---	---	---	---	----

4" E44 Trims

4" Conical Reflector Open - 1430BN

1430BN	4" CONICAL REFLECTOR, OPEN, 35° TILT, BRUSHED NICKEL	080083819492	0.45	6	360	•	•	•	•	•	•	CN
--------	--	--------------	------	---	-----	---	---	---	---	---	---	----

4" Conical Reflector Open - 1430GB

1430GB	4" CONICAL REFLECTOR, OPEN, 35° TILT, GERMAN BRONZE	080083819515	0.45	6	360	•	•	•	•	•	•	CN
--------	---	--------------	------	---	-----	---	---	---	---	---	---	----

4" Conical Reflector Open - 1430H

1430H	4" CONICAL REFLECTOR, OPEN, 35° TILT, HAZE	080083819454	0.45	6	360	•	•	•	•	•	•	CN
-------	--	--------------	------	---	-----	---	---	---	---	---	---	----

Ⓜ Indicates EISA Compliant Pulse Start Products Ⓜ Indicates MarketPro Product Country of Origin - as Indicated

Please reference the Cooper Lighting Stock Guide Terms and Conditions page. Pictures are a representation of product categories and may not illustrate the exact skus listed. Product information is subject to change without notice. Consult factory representative for additional information and inventory details. Visit www.cooperlighting.com for more product information.

CATALOG NUMBER	DESCRIPTION	UPC CODE	WEIGHT	CASE		PALLET					COO	
				QTY	QTY	NJ	TX	IL	CA	GA		
4" Conical Reflector Open - 1430HWF												
1430HWF	4" CONICAL REFLECTOR, OPEN, 35° TILT, HAZE, WHITE FLANGE	080083819478	0.45	6	360	•				•	•	CN
4" Conical Reflector Open - 1430MWWF												
1430MWWF	4" CONICAL REFLECTOR, OPEN, 35° TILT, MATTE WHITE, WHITE FLANGE	080083819430	0.45	6	360	•				•	•	CN
4" Conical Baffle Open - 1431BBWF												
1431BBWF	4" CONICAL BAFFLE, OPEN, 35° TILT, BLACK BAFFLE, WHITE FLANGE	080083819553	0.45	6	360					•		CN
4" Conical Baffle Open - 1431BN												
1431BN	4" CONICAL BAFFLE, OPEN, 35° TILT, BRUSHED NICKEL	080083819577	0.45	6	360					•		CN
4" Conical Baffle Open - 1431GB												
1431GB	4" CONICAL BAFFLE, OPEN, 35° TILT, GERMAN BRONZE	080083819591	0.45	6	360					•		CN
4" Conical Baffle Open - 1431WBWF												
1431WBWF	4" CONICAL BAFFLE, OPEN, 35° TILT, WHITE BAFFLE, WHITE FLANGE	080083819539	0.45	6	360	•				•	•	CN
4" Angle Cut Conical Reflector Lens Wall Wash - 1432H												
1432H	ANGLE CUT CONICAL REFLECTOR, LENS WALL WASH, HAZE	080083819638	0.45	6	360					•		CN
4" Angle Cut Conical Reflector Lens Wall Wash - 1432HWF												
1432HWF	ANGLE CUT CONICAL REFLECTOR, LENS WALL WASH, HAZE, WHITE FLANGE	080083819652	0.45	6	360					•		CN
4" Angle Cut Conical Reflector Lens Wall Wash - 1432MWWF												
1432MWWF	ANGLE CUT CONICAL REFLECTOR, LENS WALL WASH, MATTE WHITE, WHITE FLANGE	080083819614	0.45	6	360					•		CN
4" Conical Reflector Diffuse Lens - 1433BN												
1433BN	4" CONICAL REFLECTOR, DIFFUSE LENS, 35° TILT, BUSHED NICKEL	080083819737	0.53	6	360					•		CN
4" Conical Reflector Diffuse Lens - 1433GB												
1433GB	4" CONICAL REFLECTOR, DIFFUSE LENS, 35° TILT, GERMAN BRONZE	080083819751	0.53	6	360					•		CN

CATALOG NUMBER	DESCRIPTION	UPC CODE	WEIGHT	CASE		PALLET					COO	
				QTY	QTY	NJ	TX	IL	CA	GA		
4" Conical Reflector Diffuse Lens - 1433H												
1433H	4" CONICAL REFLECTOR, DIFFUSE LENS, 35° TILT, HAZE	080083819690	0.66	6	360	•				•	•	CN
4" Conical Reflector Diffuse Lens - 1433HWF												
1433HWF	4" CONICAL REFLECTOR, DIFFUSE LENS, 35° TILT, HAZE, WHITE FLANGE	080083819713	0.53	6	360						•	CN
4" Conical Reflector Diffuse Lens - 1433MWWF												
1433MWWF	4" CONICAL REFLECTOR, DIFFUSE LENS, 35° TILT, MATTE WHITE, WHITE FLANGE	080083819676	0.53	6	360	•				•	•	CN
4" Round Pinhole Open - 1434BN												
1434BN	4" ROUND PINHOLE, OPEN, 35° TILT, BRUSHED NICKEL	080083819812	0.42	6	420						•	CN
4" Round Pinhole Open - 1434GB												
1434GB	4" ROUND PINHOLE, OPEN, 35° TILT, GERMAN BRONZE	080083819836	0.42	6	420						•	CN
4" Round Pinhole Open - 1434MB												
1434MB	4" ROUND PINHOLE, OPEN, 35° TILT, MATTE BLACK	080083819799	0.42	6	420						•	CN
4" Round Pinhole Open - 1434MW												
1434MW	4" ROUND PINHOLE, OPEN, 35° TILT, MATTE WHITE	080083819775	0.42	6	420	•				•	•	CN
4" Round Pinhole with Oculus Open - 1435BNBB												
1435BNBB	4" ROUND PINHOLE WITH OCULUS, OPEN, 35° TILT, BRUSHED NICKEL WITH BLACK BAFFLE	080083819898	0.42	6	360						•	CN
4" Round Pinhole with Oculus Open - 1435GBBB												
1435GBBB	4" ROUND PINHOLE WITH OCULUS, OPEN, 35° TILT, GERMAN BRONZE WITH BLACK BAFFLE	080083819911	0.42	6	360						•	CN
4" Round Pinhole with Oculus Open - 1435MWBB												
1435MWBB	4" ROUND PINHOLE WITH OCULUS, OPEN, 35° TILT, MATTE WHITE WITH BLACK BAFFLE	080083819874	0.42	6	360						•	CN
4" Round Pinhole with Oculus Open - 1435MWWB												
1435MWWB	4" ROUND PINHOLE WITH OCULUS, OPEN, 35° TILT, MATTE WHITE WITH WHITE BAFFLE	080083819850	0.42	6	360	•				•	•	CN

CATALOG NUMBER	DESCRIPTION	UPC CODE	WEIGHT	CASE		PALLET					COO	
				QTY	QTY	NJ	TX	IL	CA	GA		
4" Round Pinhole Lens Wall Wash - 1436MWBB												
1436MWBB	4" ROUND PINHOLE, LENS WALL WASH, MATTE WHITE WITH BLACK BAFFLE	080083819959	0.61	6	360						•	CN
4" Round Pinhole Lens Wall Wash - 1436MWWB												
1436MWWB	4" ROUND PINHOLE, LENS WALL WASH, MATTE WHITE WITH WHITE BAFFLE	080083819935	0.61	6	360						•	CN
4" Round Pinhole Diffuse Lens - 1437BNBB												
1437BNBB	4" ROUND PINHOLE, DIFFUSE LENS, 35° TILT, BRUSHED NICKEL WITH BLACK BAFFLE	080083820382	0.35	6	360						•	CN
4" Round Pinhole Diffuse Lens - 1437GBBB												
1437GBBB	4" ROUND PINHOLE, DIFFUSE LENS, 35° TILT, GERMAN BRONZE WITH BLACK BAFFLE	080083820405	0.35	6	360						•	CN
4" Round Pinhole Diffuse Lens - 1437MWBB												
1437MWBB	4" ROUND PINHOLE, DIFFUSE LENS, 35° TILT, MATTE WHITE WITH BLACK BAFFLE	080083820368	0.35	6	360						•	CN
4" Round Pinhole Diffuse Lens - 1437MWWB												
1437MWWB	4" ROUND PINHOLE, DIFFUSE LENS, 35° TILT, MATTE WHITE WITH WHITE BAFFLE	080083819973	0.35	6	360	•					•	CN
4" Conical Reflector Open - 1440BN												
1440BN	4" CONICAL REFLECTOR, OPEN, 35° TILT, BRUSHED NICKEL	080083820863	0.54	6	168						•	CN
4" Conical Reflector Open - 1440H												
1440H	4" CONICAL REFLECTOR, OPEN, 35° TILT, HAZE	080083820726	0.54	6	168						•	CN
4" Conical Reflector, Open - 1440HWF												
1440HWF	4" CONICAL REFLECTOR, OPEN, 35° TILT, HAZE, WHITE FLANGE	080083820740	0.54	6	168						•	CN
4" Conical Reflector Open - 1440MWWF												
1440MWWF	4" CONICAL REFLECTOR, OPEN, 35° TILT, WHITE TRIM & WHITE FLANGE	080083820702	0.54	6	168	•					•	CN
4" Conical Reflector Open - 1440GB												
1440GB	4" CONICAL REFLECTOR, OPEN, 35° TILT, GERMAN BRONZE	080083820887	0.54	6	168						•	CN

Ⓢ Indicates EISA Compliant Pulse Start Products  Indicates MarketPro Product Country of Origin - as Indicated

Please reference the Cooper Lighting Stock Guide Terms and Conditions page. Pictures are a representation of product categories and may not illustrate the exact skus listed. Product information is subject to change without notice. Consult factory representative for additional information and inventory details. Visit www.cooperlighting.com for more product information.

CATALOG NUMBER	DESCRIPTION	UPC CODE	WEIGHT	CASE PALLET		COO					COO	
				QTY	QTY	NJ	TX	IL	CA	GA		
4" Conical Baffle Open - 1441BBWF												
1441BBWF	4" CONICAL BAFFLE, OPEN, 35° TILT, BLACK BAFFLE, WHITE FLANGE	080083820924	0.54	6	360							CN
4" Conical Baffle Open - 1441BN												
1441BN	4" CONICAL BAFFLE, OPEN, 35° TILT, BRUSHED NICKEL	080083820948	0.54	6	168							CN
4" Conical Baffle Open - 1441GB												
1441GB	4" CONICAL BAFFLE, OPEN, 35° TILT, GERMAN BRONZE	080083820962	0.54	6	168							CN
4" Conical Baffle Open - 1441WBWF												
1441WBWF	4" CONICAL BAFFLE, OPEN, 35° TILT, WHITE BAFFLE & WHITE FLANGE	080083820900	0.54	6	168							CN
4" Conical Lens Wall Wash - 1442H												
1442H	4" ANGLE CUT CONICAL REFLECTOR, LENS WALL WASH, HAZE	080083821006	0.56	6	168							CN
4" Conical Lens Wall Wash - 1442HWF												
1442HWF	4" ANGLE CUT CONICAL REFLECTOR, LENS WALL WASH, HAZE & WHITE FLANGE	080083821020	0.56	6	168							CN
4" Conical Lens Wall Wash - 1442MWWF												
1442MWWF	4" ANGLE CUT CONICAL REFLECTOR, LENS WALL WASH, WHITE TRIM & WHITE FLANGE	080083820986	0.56	6	168							CN
4" Conical Reflector Diffuse Lens - 1443BN												
1443BN	4" CONICAL REFLECTOR, DIFFUSE LENS, 35° TILT, BRUSHED NICKEL	080083821105	0.68	6	168							CN
4" Conical Reflector Diffuse Lens - 1443GB												
1443GB	4" CONICAL REFLECTOR, DIFFUSE LENS, 35° TILT, GERMAN BRONZE	080083821129	0.68	6	168							CN
4" Conical Reflector Diffuse Lens - 1443H												
1443H	4" CONICAL REFLECTOR, DIFFUSE LENS, 35° TILT, HAZE	080083821068	0.68	6	168							CN
4" Conical Reflector Diffuse Lens - 1443HWF												
1443HWF	4" CONICAL REFLECTOR, DIFFUSE LENS, 35° TILT, HAZE & WHITE FLANGE	080083821082	0.68	6	168							CN

CATALOG NUMBER	DESCRIPTION	UPC CODE	WEIGHT	CASE		PALLET					COO	
				QTY	QTY	NJ	TX	IL	CA	GA		
4" Conical Reflector Diffuse Lens - 1443MWWF												
1443MWWF	4" CONICAL REFLECTOR, DIFFUSE LENS, 35° TILT, WHITE TRIM & WHITE FLANGE	080083821044	0.68	6	168	•				•	•	CN
4" Round Pinhole Open - 1444MW												
1444MW	4" ROUND PINHOLE, OPEN, 35° TILT, WHITE	080083821143	0.57	6	420	•				•	•	CN
4" Round Pinhole Open - 1444BN												
1444BN	4" ROUND PINHOLE, OPEN, 35° TILT, BRUSHED NICKEL	080083821181	0.57	6	360					•		CN
4" Round Pinhole Open - 1444GB												
1444GB	4" ROUND PINHOLE, OPEN, 35° TILT, GERMAN BRONZE	080083821204	0.57	6	360					•		CN
4" Round Pinhole Open - 1444MB												
1444MB	4" ROUND PINHOLE, OPEN, 35° TILT, MATTE BLACK	080083821167	0.57	6	420					•		CN
4" Round Pinhole with Oculus Open - 1445BNBB												
1445BNBB	4" ROUND PINHOLE WITH OCULUS, OPEN, 35° TILT, BRUSHED NICKEL WITH BLACK BAFFLE	080083821266	0.57	6	360					•		CN
4" Round Pinhole with Oculus Open - 1445GBBB												
1445GBBB	4" ROUND PINHOLE WITH OCULUS, OPEN, 35° TILT, GERMAN BRONZE WITH BLACK BAFFLE	080083821280	0.57	6	360					•		CN
4" Round Pinhole with Oculus Open - 1445MWBB												
1445MWBB	4" ROUND PINHOLE WITH OCULUS, OPEN, 35° TILT, MATTE WHITE WITH BLACK BAFFLE	080083821242	0.57	6	360					•		CN
4" Round Pinhole w/Oculus - 1445MWWB												
1445MWWB	4" ROUND PINHOLE WITH OCULUS, OPEN, 35° TILT, WHITE	080083821228	0.57	6	360	•				•	•	CN
4" Round Pinhole Lens Wall Wash - 1446MWBB												
1446MWBB	4" ROUND PINHOLE, LENS WALL WASH, MATTE WHITE WITH BLACK BAFFLE	080083821327	0.5	6	168					•		CN
4" Round Pinhole Lens Wall Wash - 1446MWWB												
1446MWWB	4" ROUND PINHOLE, LENS WALL WASH, WHITE	080083821303	0.5	6	168					•		CN










CATALOG NUMBER	DESCRIPTION	UPC CODE	WEIGHT	CASE		PALLET					COO
				QTY	QTY	NJ	TX	IL	CA	GA	
4" Round Pinhole Diffuse Lens - 1447BNBB											
1447BNBB	4" ROUND PINHOLE, DIFFUSE LENS, 35° TILT, BRUSHED NICKEL WITH BLACK BAFFLE	080083821389	0.64	6	168						CN
4" Round Pinhole Diffuse Lens - 1447GBBB											
1447GBBB	4" ROUND PINHOLE, DIFFUSE LENS, 35° TILT, GERMAN BRONZE WITH BLACK BAFFLE	080083821402	0.64	6	168						CN
4" Round Pinhole Diffuse Lens - 1447MWBB											
1447MWBB	4" ROUND PINHOLE, DIFFUSE LENS, 35° TILT, MATTE WHITE WITH BLACK BAFFLE	080083821365	0.64	6	168						CN
4" Round Pinhole Diffuse Lens - 1447MWWB											
1447MWWB	4" ROUND PINHOLE, DIFFUSE LENS, 35° TILT, WHITE TRIM & BAFFLE	080083821341	0.64	6	168						CN
4" Round All Acrylic Glass Diffuse Lens - 1449AAG											
1449AAG	4" ROUND ALL ACRYLIC-GLASS DIFFUSE LENS, 35° TILT	080083821426	0.75	6	360						CN
4" Square Pinhole Open - 1464BN											
1464BN	4" SQUARE PINHOLE, OPEN, 35° TILT, BRUSHED NICKEL	080083820467	0.48	6	144						CN
4" Square Pinhole Open - 1464GB											
1464GB	4" SQUARE PINHOLE, OPEN, 35° TILT, GERMAN BRONZE	080083820481	0.48	6	144						CN
4" Square Pinhole Open - 1464MB											
1464MB	4" SQUARE PINHOLE, OPEN, 35° TILT, MATTE BLACK	080083820443	0.48	6	144						CN
4" Square Pinhole Open - 1464MW											
1464MW	4" SQUARE PINHOLE, OPEN, 35° TILT, MATTE WHITE	080083820429	0.48	6	144						CN
4" Square Pinhole with Oculus Open - 1465BNBB											
1465BNBB	4" SQUARE PINHOLE WITH OCULUS, OPEN, 35° TILT, BRUSHED NICKEL WITH BLACK BAFFLE	080083820542	0.49	6	144						CN
4" Square Pinhole with Oculus Open - 1465GBBB											
1465GBBB	4" SQUARE PINHOLE WITH OCULUS, OPEN, 35° TILT, GERMAN BRONZE WITH BLACK BAFFLE	080083820566	0.49	6	144						CN

CATALOG NUMBER	DESCRIPTION	UPC CODE	WEIGHT	CASE		PALLET					COO
				QTY	QTY	NJ	TX	IL	CA	GA	
4" Square Pinhole with Oculus Open - 1465MWBB											
1465MWBB	4" SQUARE PINHOLE WITH OCULUS, OPEN, 35° TILT, MATTE WHITE WITH BLACK BAFFLE	080083820528	0.49	6	144						CN
4" Square Pinhole with Oculus Open - 1465MWBB											
1465MWBB	4" SQUARE PINHOLE WITH OCULUS, OPEN, 35° TILT, MATTE WHITE WITH WHITE BAFFLE	080083820504	0.49	6	144						CN
4" Square Pinhole Lens Wall Wash - 1466MWBB											
1466MWBB	4" SQUARE PINHOLE, LENS WALL WASH, MATTE WHITE WITH BLACK BAFFLE	080083820603	0.58	6	144						CN
4" Square Pinhole Lens Wall Wash - 1466MWBB											
1466MWBB	4" SQUARE PINHOLE, LENS WALL WASH, MATTE WHITE WITH WHITE BAFFLE	080083820580	0.58	6	144						CN
4" Square Pinhole Diffuse Lens - 1467BNBB											
1467BNBB	4" SQUARE PINHOLE, DIFFUSE LENS, 35° TILT, BRUSHED NICKEL WITH BLACK BAFFLE	080083820665	0.55	6	144						CN
4" Square Pinhole Diffuse Lens - 1467GBBB											
1467GBBB	4" SQUARE PINHOLE, DIFFUSE LENS, 35° TILT, GERMAN BRONZE WITH BLACK BAFFLE	080083820689	0.55	6	144						CN
4" Square Pinhole Diffuse Lens - 1467MWBB											
1467MWBB	4" SQUARE PINHOLE, DIFFUSE LENS, 35° TILT, MATTE WHITE WITH BLACK BAFFLE	080083820641	0.55	6	144						CN
4" Square Pinhole Diffuse Lens - 1467MWBB											
1467MWBB	4" SQUARE PINHOLE, DIFFUSE LENS, 35° TILT, MATTE WHITE WITH WHITE BAFFLE	080083820627	0.55	6	144						CN
4" Square Pinhole Open - 1484BN											
1484BN	4" SQUARE PINHOLE, OPEN, 35° TILT, BRUSHED NICKEL	080083821488	0.64	6	168						CN
4" Square Pinhole Open - 1484GB											
1484GB	4" SQUARE PINHOLE, OPEN, 35° TILT, GERMAN BRONZE	080083821501	0.64	6	168						CN
4" Square Pinhole Open - 1484MB											
1484MB	4" SQUARE PINHOLE, OPEN, 35° TILT, MATTE BLACK	080083821464	0.64	6	168						CN

CATALOG NUMBER	DESCRIPTION	UPC CODE	WEIGHT	CASE		PALLET					COO	
				QTY	QTY	NJ	TX	IL	CA	GA		
4" Square Pinhole Open - 1484MW												
1484MW	4" SQUARE PINHOLE, OPEN, 35° TILT, WHITE	080083821440	0.64	6	360	•				•	•	CN
4" Square Pinhole with Oculus Open - 1485BNBB												
1485BNBB	4" SQUARE PINHOLE WITH OCULUS, OPEN, 35° TILT, BRUSHED NICKEL WITH BLACK BAFFLE	080083821563	0.64	6	168					•		CN
4" Square Pinhole with Oculus Open - 1485GBBB												
1485GBBB	4" SQUARE PINHOLE WITH OCULUS, OPEN, 35° TILT, GERMAN BRONZE WITH BLACK BAFFLE	080083821587	0.64	6	168					•		CN
4" Square Pinhole with Oculus Open - 1485MWBB												
1485MWBB	4" SQUARE PINHOLE WITH OCULUS, OPEN, 35° TILT, MATTE WHITE WITH BLACK BAFFLE	080083821549	0.64	6	168					•		CN
4" Square Pinhole w/Oculus - 1485MWWB												
1485MWWB	4" SQUARE PINHOLE WITH OCULUS, OPEN, 35° TILT, WHITE TRIM & WHITE BAFFLE	080083821525	0.64	6	450	•				•	•	CN
4" Square Pinhole Lens Wall Wash - 1486MWBB												
1486MWBB	4" SQUARE PINHOLE, LENS WALL WASH, MATTE WHITE WITH BLACK BAFFLE	080083821624	0.57	6	168					•		CN
4" Square Pinhole Lens Wall Wash - 1486MWWB												
1486MWWB	4" SQUARE PINHOLE, LENS WALL WASH, WHITE TRIM & WHITE BAFFLE	080083821600	0.57	6	168					•		CN
4" Square Pinhole Diffuse Lens - 1487BNBB												
1487BNBB	4" SQUARE PINHOLE, DIFFUSE LENS, 35° TILT, BRUSHED NICKEL WITH BLACK BAFFLE	080083821686	0.71	6	168					•		CN
4" Square Pinhole Diffuse Lens - 1487GBBB												
1487GBBB	4" SQUARE PINHOLE, DIFFUSE LENS, 35° TILT, GERMAN BRONZE WITH BLACK BAFFLE	080083821709	0.71	6	168					•		CN
4" Square Pinhole Diffuse Lens - 1487MWBB												
1487MWBB	4" SQUARE PINHOLE, DIFFUSE LENS, 35° TILT, MATTE WHITE WITH BLACK BAFFLE	080083821662	0.71	6	168					•		CN
4" Square Pinhole, Diffuse Lens - 1487MWWB												
1487MWWB	4" SQUARE PINHOLE, DIFFUSE LENS, 35° TILT, WHITE TRIM & WHITE BAFFLE	080083821648	0.71	6	450	•				•	•	CN

CATALOG NUMBER	DESCRIPTION	UPC CODE	WEIGHT	CASE		PALLET					COO	
				QTY	QTY	NJ	TX	IL	CA	GA		
4" Square All Acrylic Glass Diffuse Lens - 1489AAG 1489AAG	4" SQUARE ?ALL ACRYLIC-GLASS? DIFFUSE LENS, 35° TILT	080083821723	0.66	6	360							CN

4" 4000 Trim

	4001BB Baffle 4001BB	4" BLACK PLASTIC STEP BAFFLE, WHITE RING	080083751440	0.266	12	1008							MX
	4001WB Baffle 4001WB	4" WHITE PLASTIC STEP BAFFLE - WHITE RING	080083745869	0.21	12	576	•	•	•	•	•	•	CN
	4002WH Eyeball 4002WH	4" WHITE ADJUSTABLE EYEBALL, 30-DEGREE TILT	080083751464	0.2	12	672	•	•	•	•	•	•	MX
	4003SC Reflector 4003SC	4" SPECULAR REFLECTOR - WHITE RING	080083745883	0.293	12	480							CN
	4010BB Baffle 4010BB	4" BLACK METAL BAFFLE, WHITE RING	080083745920	0.2	6	862							CN
	4010WB Baffle 4010WB	4" WHITE METAL BAFFLE, WHITE RING	080083745906	0.306	12	576	•						CN
	4013BB Baffle 4013BB	4" BLACK FULL BAFFLE, WHITE SELF-FLANGE RING (H99 HOUSINGS ONLY)	080083745968	0.16	6	1920							CN
	4013WB Baffle 4013WB	4" WHITE FULL BAFFLE, SELF-FLANGE RING (H99 HOUSINGS ONLY)	080083745944	0.233	12	1152							CN
	4055WH Showerlight 4055WH	4" FLAT PRISMATIC LENS, WHITE PLASTIC RING, SHOWERLIGHT	080083745982	0.55	12	576	•	•					CN

CATALOG NUMBER	DESCRIPTION	UPC CODE	WEIGHT	CASE QTY	PALLET					COO
					QTY	NJ	TX	IL	CA	

4" H45 Shallow Housing

IC Air-Tite, New Construction - H45ICATD010

H45ICATD010	4" SHALLOW NEW CONSTRUCTION HOUSING FOR LED INTEGRATED TRIMS OR LOW VOLTAGE MODULES	080083818907	2.4	6	144	•	•	•	•	•	•	CN
-------------	---	--------------	-----	---	-----	---	---	---	---	---	---	----

IC Air-Tite, Remodel - H45RICATD010

H45RICATD010	4" SHALLOW REMODELER HOUSING FOR LED INTEGRATED TRIM	080083818921	1.45	6	288	•	•	•	•	•	•	CN
--------------	--	--------------	------	---	-----	---	---	---	---	---	---	----

4" H1499 Low Voltage Housing



IC Air-Tite - H1499ICAT

H1499ICAT	4" HOUSING IC AIR-TITE 12V LOW VOLTAGE, MR16	080083584079	5.955	4	40	•	•	•	•	•	•	MX
-----------	--	--------------	-------	---	----	---	---	---	---	---	---	----



Non-IC Air-Tite Remodel - H1499RTAT

H1499RTAT	4" HOUSING NON-IC, AIR-TITE SHALLOW CEILING REMODEL 12V LOW VOLTAGE MR16	080083584406	3.769	6	144	•	•	•	•	•	•	MX
-----------	--	--------------	-------	---	-----	---	---	---	---	---	---	----











Non-IC Air-Tite - H1499TAT

H1499TAT	4" HOUSING NON-IC, AIR-TITE SHALLOW CEILING 12V LOW VOLTAGE, MR16	080083584383	4.183	6	192	•	•	•	•	•	•	MX
----------	---	--------------	-------	---	-----	---	---	---	---	---	---	----







Non-IC Dual Tap Transformer









H1499T75	4" HOUSING NON-IC SHALLOW CEILING 120/277V DUAL TAP TRANSFORMER LOW VOLTAGE 75W MR16 MAX.	662400611660	4.972	6	84	•	•	•	•	•	•	MX
----------	---	--------------	-------	---	----	---	---	---	---	---	---	----

CATALOG NUMBER	DESCRIPTION	UPC CODE	WEIGHT	CASE		PALLET					COO	
				QTY	QTY	NJ	TX	IL	CA	GA		
4" H1499 Low Voltage Trim												
1 - 7 / 8" Pinhole Baffle												
	1419P	4" TRIM PINHOLE BAFFLE WHITE TRIM WITH BLACK BAFFLE, MR16	662400320494	0.63	6	672						MX
	1419W	4" TRIM PINHOLE BAFFLE WHITE TRIM WITH WHITE BAFFLE, MR16	662400320760	0.63	6	672						MX
	1419SN	4" TRIM PINHOLE BAFFLE SATIN NICKEL TRIM WITH BLACK BAFFLE, MR16	623960295226	0.63	6	768						CN
	1419TBZ	4" TRIM PINHOLE BAFFLE TUSCAN BRONZE TRIM WITH BLACK BAFFLE, MR16	623961311611	0.63	6	1200						CN
Adjustable Slot Aperture - 35 Degree Tilt												
	1420P	4" TRIM SLOT APERTURE WHITE, MR16	662400132264	0.69	12	864						CN
	1420SN	4" TRIM, ADJUSTABLE SLOT SATIN NICKEL TRIM, MR16	623960295233	0.64	6	960						CN
	1420TBZ	4" TRIM SLOT APERTURE TUSCAN BRONZE, MR16	623961311673	0.64	6	1200						CN
Reflector Trim												
	1421C	4" TRIM REFLECTOR WHITE TRIM, CLEAR SPECULAR REFLECTOR, MR16	662400320524	0.49	6	672						MX
	1421CG	4" TRIM REFLECTOR WHITE TRIM, CHAMPAGNE GOLD REFLECTOR, MR16	662400603054	0.49	6	672						MX
	1421SN	4" TRIM REFLECTOR SATIN NICKEL TRIM, SATIN NICKEL REFLECTOR, MR16	623960295257	0.49	6	1200						CN
	1421TBZ	4" TRIM REFLECTOR TUSCAN BRONZE TRIM, TUSCAN BRONZE REFLECTOR, MR16	623961311598	0.49	6	672						CN
	1421W	4" TRIM REFLECTOR WHITE TRIM, WHITE REFLECTOR, MR16	623961394270	0.49	6	672						MX
Metal Baffle - 35 Degree Tilt												
	1493P	4" TRIM COILEX BAFFLE WHITE TRIM WITH BLACK BAFFLE, MR16	662400320555	0.55	6	672						MX
	1493W	4" TRIM COILEX BAFFLE WHITE TRIM WITH WHITE BAFFLE, MR16	662400320623	0.55	6	672						CN
	1453SN	4" TRIM METAL BAFFLE SATIN NICKEL TRIM WITH SATIN NICKEL BAFFLE, MR16	623960387570	0.49	6	1200						CN
	1453TBZ	4" TRIM METAL BAFFLE TUSCAN BRONZE TRIM WITH TUSCAN BRONZE BAFFLE, MR16	623961311659	0.488	6	1200						CN
Adjustable Gimbal - 30 Degree Tilt												
	1495P	4" TRIM ADJUSTABLE GIMBAL WHITE, MR16	662400659679	0.44	6	1056						CN
	1495SN	4" TRIM ADJUSTABLE GIMBAL SATIN NICKEL, MR16	623960295271	0.44	6	1080						CN
	1495TBZ	4" TRIM ADJUSTABLE GIMBAL TUSCAN BRONZE, MR16	623961311697	0.44	6	1200						CN
Retractable Elbow - 60 Degree Tilt												
	1496P	4" TRIM RETRACTABLE ELBOW WHITE, MR16	662400659686	0.53	6	960						CN
	1496SN	4" TRIM RETRACTABLE ELBOW SATIN NICKEL, MR16	623960295172	0.53	6	720						CN
	1496TBZ	4" TRIM RETRACTABLE ELBOW TUSCAN BRONZE, MR16	623961311710	0.53	6	1200						CN
Adjustable Mirror Trim - 90 Degree Tilt												
	1497P	4" TRIM ADJUSTABLE MIRROR WHITE TRIM WITH WHITE SCOOP, MR16	662400671879	0.55	6	432						CN
Metropolitan Ice Lite - For H1499T, 1499RT & H1499IC												
	1945	4" TRIM METROPOLITAN FROSTED GLASS, MR16	662400194989	0.91	6	192						CN;MX ;US

4" H4 LED Housing

H457 LED Housing												
	H457RICAT1E	4" LED REMODEL HOUSING IC AIR-TITE, DIMMABLE, 120V, FOR HALO EL406, ELG406, ELSG406 LED LIGHT ENGINES	080083692507	1.909	6	144						MX
	H457ICAT1E	4" LED HOUSING IC AIR-TITE, DIMMABLE, 120V, FOR HALO EL406, ELG406, ELSG406 LED LIGHT ENGINES	080083692484	1.717	6	108						MX

CATALOG NUMBER	DESCRIPTION	UPC CODE	WEIGHT	CASE QTY	PALLET					COO	
					QTY	NJ	TX	IL	CA		GA
4" 995 LED Housing											
	4" LED Housing IC Air-Tite, 120V Line Voltage H995ICAT 4" LED HOUSING IC AIR-TITE SHALLOW CEILING 120V LINE VOLTAGE	080083616930	2.25	6	144	•	•	•	•	•	MX
	4" LED Remodel Housing IC Air-Tite, 120V Line Voltage H995RICAT 4" LED REMODEL HOUSING IC AIR-TITE SHALLOW CEILING 120V LINE VOLTAGE	080083616947	1.35	6	162	•	•	•	•	•	MX
	4" LED Ultra Shallow Housing H245RICAT 4" HOUSING ULTRA-SHALLOW FOR USE WITH LED INTEGRATED TRIMS	080083756520	0.82	6	540	•	•	•	•	•	CN
	H245ICAT 4" NEW WORK HOUSING ULTRA-SHALLOW FOR USE WITH LED INTEGRATED TRIMS	080083770717	1.766	6	180	•	•	•	•	•	CN




CATALOG NUMBER	DESCRIPTION	UPC CODE	WEIGHT	QTY	CASE QTY	PALLET QTY	NJ	TX	IL	CA	GA	COO
4" H4 LED Downlight Engine and Trim												
4" Firesafe New Construction												
H450FR2ICAT	4" FIRE SAFE NEW CONSTRUCTION HOUSING FOR LED INTEGRATED TRIMS OR MODULES	080083134007	6.23	4	80							CN
	4" LED Light Engine, 2700K, for Halo H457 Gen2 LED Housings	080083693559	1.43	12	576							MX
EL406927	4" LED LIGHT ENGINE, 2700K, FOR HALO H457 LED HOUSINGS - GEN2											
	4" LED Light Engine, 3000K, for Halo H457 Gen2 LED Housings	080083693573	1.5	6	240							MX
EL406930	4" LED LIGHT ENGINE, 3000K, FOR HALO H457 LED HOUSINGS - GEN2											
	4" LED Trim, "Dead Front" Polymer Trim Ring and Lens Lens, Matte White Ring, Shower Rated	080083527922	0.379	18	540							CN
TL422PS	4" LED TRIM, "DEAD FRONT" POLYMER TRIM RING AND LENS LENS, MATTE WHITE RING, SHOWER RATED											
	4" LED Trim, Square Baffle Trim with Solite(R) Regressed Lens, Black Baffle, Satin Nickel Ring	080083575787	0.4	18	540							CN
TLS408SNBB	4" LED TRIM, SQUARE BAFFLE TRIM WITH SOLITE(R) REGRESSED LENS, BLACK BAFFLE, SATIN NICKEL RING, SHOWER RATED											
	4" LED Trim, Square Baffle Trim with Solite(R) Regressed Lens, Black Baffle, Tuscan Bronze Ring	080083575794	0.46	18	576							CN
TLS408TBZBB	4" LED TRIM, SQUARE BAFFLE TRIM WITH SOLITE(R) REGRESSED LENS, BLACK BAFFLE, TUSCAN BRONZE RING, SHOWER RATED											
	4" LED Trim, Square Baffle Trim with Solite(R) Regressed Lens, Black Baffle, White Ring	080083575770	0.457	18	576							CN
TLS408WHBB	4" LED TRIM, SQUARE BAFFLE TRIM WITH SOLITE(R) REGRESSED LENS, BLACK BAFFLE, WHITE RING, SHOWER RATED											
	4" LED Square Baffle Trim with Solite(R) Regressed Lens, White Baffle, White Ring	080083575763	0.5	18	576							CN
TLS408WHWB	4" LED TRIM, SQUARE BAFFLE TRIM WITH SOLITE(R) REGRESSED LENS, WHITE BAFFLE, WHITE RING, SHOWER RATED											
	4" LED Accessory											
TRM400BK	4" LED ACCESSORY - SLIM RING, BLACK	080083544585	0.178	24	1728							CN
TRM400PC	4" LED ACCESSORY - SLIM RING, POLISHED CHROME	080083544646	0.2	24	3600							CN
TRM400SN	4" LED ACCESSORY - SLIM RING, SATIN NICKEL	080083544608	0.2	24	3840							CN
TRM400TBZ	4" LED ACCESSORY - SLIM RING, TUSCAN BRONZE	080083544622	0.2	24	3840							CN
TRM400WH	4" LED ACCESSORY - SLIM RING, MATTE WHITE	080083544561	0.162	24	3840							CN

E Indicates EISA Compliant Pulse Start Products M Indicates MarketPro Product Country of Origin - as Indicated


Please reference the Cooper Lighting Stock Guide Terms and Conditions page. Pictures are a representation of product categories and may not illustrate the exact skus listed. Product information is subject to change without notice. Consult factory representative for additional information and inventory details. Visit www.cooperlighting.com for more product information.

CATALOG NUMBER	DESCRIPTION	UPC CODE	WEIGHT	CASE QTY	PALLET QTY	NJ	TX	IL	CA	GA	COO
----------------	-------------	----------	--------	----------	------------	----	----	----	----	----	-----



4" H4 LED Gimbal Trim / Light Engine







	4" LED White Gimbal Trim / Light Engine, 2700K ELG406927WH	4" LED WHITE GIMBAL TRIM / LIGHT ENGINE, 2700K, FOR HALO H457 LED HOUSINGS - GEN2	080083693634	2.815	6	240						MX
	4" LED White Gimbal Trim / Light Engine, 3000K ELG406930WH	4" LED WHITE GIMBAL TRIM / LIGHT ENGINE, 3000K, FOR HALO H457 LED HOUSINGS - GEN2	080083693658	2.815	6	240						MX
	4" LED White Gimbal Trim / Light Engine, 3500K ELG406935WH	4" LED WHITE GIMBAL TRIM / LIGHT ENGINE, 3500K, FOR HALO H457 LED HOUSINGS - GEN2	080083693672	2.815	6	240						MX

4" LT4 LED Retrofit Trim Kit

	Baffle-Trim LT460WH6935	4" RETROFIT BAFFLE-TRIM LED MODULE, 120V, 90CRI, 3500K, WHITE	080083762057	0.777	6	420						CN
	LT460WH6950	4" RETROFIT BAFFLE-TRIM LED MODULE, 120V, 90CRI, 5000K, WHITE	080083762590	0.767	6	588						HK
	LT460WH6930R	4" LED RETROFIT BAFFLE TRIM MODULE, 120V, 90CRI, 3000K, WHITE	080083746163	0.85	4	576						CN
	LT460WH6927R	4" RETROFIT BAFFLE-TRIM LED MODULE, 120V, 90CRI, 2700 K, WHITE	080083762958	0.85	4	576						CN

ML4 LED Surface Housings

	HS4R LED Housing HS4RMW	ML4 SURFACE HOUSING, ROUND, MATTE WHITE	080083756445	1.25	6	384						US
	HS4RMB	ML4 SURFACE MOUNT HOUSING, ROUND, MATTE BLACK	080083756469	1.25	6	384						US
	HS4S LED Housing HS4SMB	ML4 SURFACE HOUSING, SQUARE, MATTE BLACK	080083756506	1.5	6	384						CN
	HS4SMW	ML4 SURFACE HOUSING, SQUARE, MATTE WHITE	080083756483	1.5	6	384						US

CATALOG NUMBER	DESCRIPTION	UPC CODE	WEIGHT	CASE QTY	PALLET QTY	NJ	TX	IL	CA	GA	COO	
ML4 LED Trims												
TL41R 2" Open Pinhole Round												
	TL41RMB	2" ROUND OPEN PINHOLE ML4 TRIM, MATTE BLACK FLANGE	080083755844	0.18	6	1260				•	•	CN
	TL41RGB	2" ROUND OPEN PINHOLE ML4 TRIM, GERMAN BRONZE FLANGE	080083755929	0.18	6	1260				•	•	CN
	TL41RORB	2" ROUND OPEN PINHOLE ML4 TRIM, OIL RUBBED BRONZE FLANGE	080083755882	0.18	6	1260				•	•	CN
	TL41RMW	2" ROUND OPEN PINHOLE ML4 TRIM, MATTE WHITE FLANGE	080083755820	0.18	6	2592	•			•	•	CN
	TL41RBN	2" ROUND OPEN PINHOLE ML4 TRIM, BRUSHED NICKEL FLANGE	080083755868	0.18	6	1260				•	•	CN
	TL41RBCU	2" ROUND OPEN PINHOLE ML4 TRIM, BRUSHED COPPER FLANGE	080083755905	0.18	6	1260				•	•	CN
TL42S 2" Open Pinhole Square												
	TL42SORB	2" SQUARE OPEN PINHOLE ML4 TRIM, OIL RUBBED BRONZE FLANGE	080083756001	0.21	6	1260				•	•	CN
	TL42SMB	2" SQUARE OPEN PINHOLE ML4 TRIM, MATTE BLACK FLANGE	080083755967	0.21	6	1260				•	•	CN
	TL42SMW	2" SQUARE OPEN PINHOLE ML4 TRIM, MATTE WHITE FLANGE	080083755943	0.25	6	1260	•			•	•	CN
	TL42SGB	2" SQUARE OPEN PINHOLE ML4 TRIM, GERMAN BRONZE FLANGE	080083756049	0.21	6	1260				•	•	CN
	TL42SBN	2" SQUARE OPEN PINHOLE ML4 TRIM, BRUSHED NICKEL FLANGE	080083755981	0.21	6	1260				•	•	CN
	TL42SBCU	2" SQUARE OPEN PINHOLE ML4 TRIM, BRUSHED COPPER FLANGE	080083756025	0.21	6	1260				•	•	CN
TL43R 2" Lens Pinhole Round												
	TL43R2GM BBB	2" ROUND LENS PINHOLE ML4 TRIM, MATTE BLACK FLANGE, BLACK LENS FRAME	080083756162	0.3	6	1260				•	•	CN
	TL43R2GG BBB	2" ROUND LENS PINHOLE ML4 TRIM, GERMAN BRONZE FLANGE, BLACK LENS FRAME	080083756247	0.3	6	1764				•	•	CN
	TL43R2GM WWB	2" ROUND LENS PINHOLE ML4 TRIM, MATTE WHITE FLANGE, WHITE LENS FRAME	080083756124	0.3	6	1260	•			•	•	CN
	TL43R2GBN BB	2" ROUND LENS PINHOLE ML4 TRIM, BRUSHED NICKEL FLANGE, BLACK LENS FRAME	080083756186	0.3	6	1260				•	•	CN
	TL43R2GOR BBB	2" ROUND LENS PINHOLE ML4 TRIM, OIL RUBBED BRONZE FLANGE, BLACK LENS FRAME	080083756209	0.3	6	1260				•	•	CN
	TL43R2GM WWB	2" ROUND LENS PINHOLE ML4 TRIM, MATTE WHITE FLANGE, BLACK LENS FRAME	080083756148	0.3	6	1260				•	•	CN
	TL43R2GBCUBB	2" ROUND LENS PINHOLE ML4 TRIM, BRUSHED COPPER FLANGE, BLACK LENS FRAME	080083756223	0.3	6	1260				•	•	CN
TL44S 2" Lens Pinhole Square												
	TL44S2GM WWB	2" SQUARE LENS PINHOLE ML4 TRIM, MATTE WHITE FLANGE, BLACK LENS FRAME	080083756285	0.28	6	1260				•	•	CN
	TL44S2GM BBB	2" SQUARE LENS PINHOLE ML4 TRIM, MATTE BLACK FLANGE, BLACK LENS FRAME	080083756308	0.28	6	1260				•	•	CN
	TL44S2GM WWB	2" SQUARE LENS PINHOLE ML4 TRIM, MATTE WHITE FLANGE, WHITE LENS FRAME	080083756261	0.3	6	1728				•	•	CN
	TL44S2GG BBB	2" SQUARE LENS PINHOLE ML4 TRIM, GERMAN BRONZE FLANGE, BLACK LENS FRAME	080083756384	0.28	6	1260				•	•	CN
	TL44S2GOR BBB	2" SQUARE LENS PINHOLE ML4 TRIM, OIL RUBBED BRONZE FLANGE, BLACK LENS FRAME	080083756346	0.28	6	1260				•	•	CN
	TL44S2GBN BB	2" SQUARE LENS PINHOLE ML4 TRIM, BRUSHED NICKEL FLANGE, BLACK LENS FRAME	080083756322	0.28	6	1260				•	•	CN
	TL44S2GBCUBB	2" SQUARE LENS PINHOLE ML4 TRIM, BRUSHED COPPER FLANGE, BLACK LENS FRAME	080083756360	0.28	6	1260				•	•	CN
TL45R 2" Lens Wall Wash Pinhole Round												
	TL45R6GM WWB	2" ROUND LENS WALL WASH PINHOLE, MATTE WHITE FLANGE, WHITE LENS FRAME	080083756407	0.41	6	1260				•	•	CN
	TL45R6GM WWB	2" SQUARE LENS PINHOLE, ML4 TRIM, MATTE WHITE FLANGE, BLACK LENS FRAME	080083758470	0.41	6	1260				•	•	CN
TL46S 2" Lens Wall Wash Pinhole Square												
	TL46S6GM WWB	2" SQUARE LENS WALL WASH PINHOLE, MATTE WHITE FLANGE, BLACK LENS FRAME	080083758494	0.45	6	1260				•	•	CN
	TL46S6GM WWB	2" SQUARE LENS WALL WASH PINHOLE, MATTE WHITE FLANGE, WHITE LENS FRAME	080083756421	0.45	6	1260				•	•	CN

CATALOG NUMBER	DESCRIPTION	UPC CODE	WEIGHT	CASE QTY	PALLET					COO
					QTY	NJ	TX	IL	CA	

ML4 LED Module



4" LED Module

TIR50NFL25	ML4 25 DEGREE, NARROW FLOOD, TIR OPTIC	080083755622	1.26	12	7800							US
TIR50WFL55	ML4 55 DEGREE, WIDE FLOOD, TIR OPTIC	080083755769	0.1	12	7800	•						US
TIR50FL40	ML4 40 DEGREE, FLOOD, TIR OPTIC	080083755646	1.26	12	7800							US
TIR50AWW25	ML4 ASYMETRIC WALL WASH TIR OPTIC	080083755783	1.26	12	7800							CN
T24HWKIT	ML4 TITLE 24 CABLE HARNESS KIT	080083754670	0.25	12	432							US
TIR45NFL25	25□ NARROW FLOOD FOR MLD4 LED MODULE	080083128297	1	1	1							CN
TIR45FL40	40□ FLOOD FOR MLD4 LED MODULE	080083853830	1.26	12	1800							CN
TIR45WFL55	55□ WIDE FLOOD FOR MLD4 LED MODULE	080083853854	1.26	12	1800							CN
TIR45SP15	15□ NARROW SPOT FOR MLD4 LED MODULE	080083853793	1.26	12	1800							US
ML4D09NFL930E	4" LED DOWNLIGHT MODULE, 900 LM, NARROW FLOOD, 90 CRI, 3000 K, 120 - 277V, LE/TE 5PCT DIMMING	080083756643	1.54	6	2880							MX
ML4D09NFL927E	4" LED DOWNLIGHT MODULE, 900 LM, NARROW FLOOD, 90 CRI, 2700 K, 120 - 277V, LE/TE 5PCT DIMMING	080083756629	0.95	6	2772							MX
ML4D09NFL940E	4" LED DOWNLIGHT MODULE, 900 LM, NARROW FLOOD, 90 CRI, 4000 K, 120 - 277V, LE/TE 5PCT DIMMING	080083756681	1.541	6	360	•	•	•	•	•		MX
ML4D09NFL935E	4" LED DOWNLIGHT MODULE, 900 LM, NARROW FLOOD, 90 CRI, 3500 K, 120 - 277V, LE/TE 5PCT DIMMING	080083756667	1.54	6	2520	•	•	•	•	•		MX
ML4D09FL927E	4" LED MODULE, 40 DEGREE FLOOD, 900 LUMENS, 90CRI, 2700K, 120-277V	080083802807	1.54	6	384	•	•	•	•	•		MX
ML4D09FL930E	4" LED MODULE, 40 DEGREE FLOOD, 900 LUMENS, 90CRI, 3000K, 120-277V	080083802821	1.54	6	384	•	•	•	•	•		MX



Media Holder

LH501MB12PK	MEDIA HOLDER FOR 50MM LENS, MATTE BLACK, 12 PACK	080083755806	0.4	1	540							CN
TIR45MH12PK	REPLACEMENT MEDIA HOLDER FOR MLD4 LED MODULE	080083853878	0.18	6	1260							CN

4" RLD4 Deep Baffle

RLD4

RLD4069301EWH	RL 4 IN. LED DEEP BAFFLE RECESSED LIGHT AT 3000K, WHITE	080083823604	1.01	6	360							CN
---------------	---	--------------	------	---	-----	--	--	--	--	--	--	----

4" LA4 LED All-Purpose LED Adjustable Retrofit

LA4 LED Adjustable Retrofit


LA4069351EWH	LA 4 IN. WHITE INTEGRATED LED RECESSED ADJUSTABLE GIMBAL TRIM, 3500K□	080083818167	0.8	6	504							CN
LA4069401EWH	LA 4 IN. WHITE INTEGRATED LED RECESSED ADJUSTABLE GIMBAL TRIM, 4000K□	080083818181	0.8	6	504							CN
LA4069271EWH	LA 4 IN. WHITE INTEGRATED LED RECESSED ADJUSTABLE GIMBAL TRIM, 2700K□	080083818129	0.8	6	504							MP CN
LA4069301EWH	LA 4 IN. WHITE INTEGRATED LED RECESSED ADJUSTABLE GIMBAL TRIM, 3000K□	080083818143	0.8	6	504	•						MP CN
LA4069501EWH	LA 4 IN. WHITE INTEGRATED LED RECESSED ADJUSTABLE GIMBAL TRIM, 5000K□	080083818204	0.8	6	504							CN

4" Mounting Frame (Used with H245RICAT, HS4R and HS4S Housings)



Mounting Frame


H4NCMF	4" MOUNTING FRAME FOR NEW CONSTRUCTION	080083758265	0.5	6	120							MX
--------	--	--------------	-----	---	-----	--	--	--	--	--	--	----


CATALOG NUMBER	DESCRIPTION	UPC CODE	WEIGHT	CASE QTY	PALLET					COO	
					QTY	NJ	TX	IL	CA		GA
4" RSQ4 Square LED Module											
	RSQ4 RSQ4089271EMWWB	4" SQUARE LED RETROFIT TRIM, 800 LM, 2700K, 90CRI	080083824410	0.85	6	672					CN
	RSQ4089301EMWWB	4" SQUARE LED RETROFIT TRIM, 800 LM, 3000K, 90CRI	080083824434	0.85	6	672					CN
	RSQ4089351EMWWB	4" SQUARE LED RETROFIT TRIM, 800 LM, 3500K, 90CRI	080083824458	0.85	6	672					CN
	RSQ4089401EMWWB	4" SQUARE LED RETROFIT TRIM, 800 LM, 4000K, 90CRI	080083824472	0.85	6	672					CN
	RSQ4089FS1EMWWB	4" ALL-PURPOSE SQUARE LED MODULE, 90 CRI, SELECTABLE CCT (2700K-5000K CCT), 800 LUMENS, WHITE	080083824496	0.85	6	672					CN


4" RSQ4 Square Trim


RSQ4 Square Trim											
	RSQ4TRMMW	4" SQUARE TRIM, MATTE WHITE FLANGE AND SPLAY, FIELD PAINTABLE	080083840984	0.07	6	3780					CN
	RSQ4TRMSNB	4" SQUARE TRIM, SATIN NICKEL FLANGE AND BAFFLE	080083841004	0.07	6	3780					CN
	RSQ4TRMTBZB	4" SQUARE TRIM, TUCSON BRONZE FLANGE AND BAFFLE	080083841028	0.07	6	3780					CN

5" E5 Housing


IC Air-Tite											
	E5ICAT	5" IC, AIR-TITE, NEW CONSTRUCTION HOUSING, 120V	080083737420	2.45	6	144					MX
	E5ICATNB	5" IC, AIR-TITE, NEW CONSTRUCTION, NO SOCKET BRACKET HOUSING, 120V	080083737390	1.94	6	144					MX
	E550ICAT	5" IC, AIR-TITE, LED NEW CONSTRUCTION HOUSING, 120V	080083774982	1.9	6	144					CN


IC Air-Tite Remodel											
	E5RICAT	5" IC, AIR-TITE, REMODEL HOUSING, 120V	080083737307	1.63	6	180					MX
	E550RICAT	5" IC, AIR-TITE, LED REMODEL HOUSING, 120V	080083778560	1.8	6	180					MX


Non-IC Air-Tite Remodel											
	E5RTAT	5" NON-IC, AIR-TITE, REMODEL HOUSING, 120V	080083737277	1.36	6	180					MX

Non-IC Air-Tite											
	E5TAT	5" NON-IC, AIR-TITE, NEW CONSTRUCTION HOUSING, 120V	080083737369	1.87	6	144					MX
	E5TATNB	5" NON-IC, AIR-TITE, NEW CONSTRUCTION, NO SOCKET BRACKET HOUSING, 120V	080083737338	1.85	6	144					MX


5" 5100 and 5200 Trim

5102BB Baffle											
	5102BB	5" BLACK TAPERED METAL BAFFLE, WHITE SELF-FLANGE RING	080083743834	0.33	6	1512					CN

5102WB Baffle											
	5102WB	5" WHITE TAPERED METAL BAFFLE, WHITE SELF-FLANGE RING	080083743841	0.33	6	1512					CN

5107SC Reflector											
	5107SC	5" SPECULAR CLEAR TAPERED REFLECTOR, WHITE SELF-FLANGE RING	080083743858	0.17	6	1512					CN

CATALOG NUMBER	DESCRIPTION	UPC CODE	WEIGHT	CASE		PALLET					COO	
				QTY	QTY	NJ	TX	IL	CA	GA		
 5109BB Baffle 5109BB	5" BLACK PLASTIC TAPERED COILEX? BAFFLE, WHITE SELF-FLANGE RING	080083743049	0.23	6	600					•	•	CN
 5109BKBB Baffle 5109BKBB	5" BLACK PLASTIC TAPERED COILEX? BAFFLE, BLACK SELF-FLANGE RING	080083743056	0.5	6	720					•		CN
 5109WB Baffle ETN-5109WB	5" WHITE PLASTIC TAPERED COILEX? BAFFLE, WHITE SELF-FLANGE RING	080083743063	0.35	36	576					•		CN
 5110BB Baffle 5110BB	5" BLACK PERFTEX? BAFFLE, WHITE SELF-FLANGE RING	080083743070	0.2	6	900					•	•	CN
 5110BKBB Baffle 5110BKBB	5" BLACK PERFTEX? BAFFLE, BLACK SELF-FLANGE RING	080083743087	0.2	6	900					•		CN
 5110WB Baffle 5110WB	5" WHITE PERFTEX? BAFFLE, WHITE SELF-FLANGE RING	080083743094	0.35	36	864					•	•	CN
 5120SN Reflector 5120SN	5" FULL CONE SATIN NICKEL REFLECTOR, SATIN NICKEL SELF-FLANGE	080083743100	0.28	6	288					•	•	CN
 5120TBZ Reflector 5120TBZ	5" FULL CONE TUSCAN BRONZE REFLECTOR, TUSCAN BRONZE SELF-FLANGE RING	080083743117	0.28	6	288					•		CN
 5120WH Reflector 5120WH	5" FULL CONE WHITE REFLECTOR, WHITE SELF-FLANGE RING	080083743124	0.28	6	288					•		CN
 5121WH Reflector 5121WH	5" SHALLOW FULL CONE WHITE REFLECTOR, WHITE SELF-FLANGE RING	080083743131	0.28	6	288					•	•	CN
 5125BB Baffle 5125BB	5" FULL CONE BLACK BAFFLE, WHITE SELF-FLANGE RING	080083743148	0.31	6	288					•	•	CN

ⓔ Indicates EISA Compliant Pulse Start Products  Indicates MarketPro Product Country of Origin - as Indicated











Please reference the Cooper Lighting Stock Guide Terms and Conditions page. Pictures are a representation of product categories and may not illustrate the exact skus listed. Product information is subject to change without notice. Consult factory representative for additional information and inventory details. Visit www.cooperlighting.com for more product information.







CATALOG NUMBER	DESCRIPTION	UPC CODE	WEIGHT	CASE		PALLET					COO
				QTY	QTY	NJ	TX	IL	CA	GA	
 5125BKBB Baffle 5125BKBB	5" FULL CONE BLACK BAFFLE, BLACK SELF-FLANGE RING	080083743155	0.31	6	288					•	CN
 5125WB Baffle 5125WB	5" FULL CONE WHITE BAFFLE, WHITE SELF-FLANGE RING	080083743162	0.46	24	288	•		•	•	•	MI CN
 5126BB Baffle 5126BB	5" SHALLOW FULL CONE BLACK BAFFLE, WHITE SELF-FLANGE RING	080083743179	0.26	6	360			•	•	•	CN
 5126WB Baffle 5126WB	5" SHALLOW FULL CONE WHITE BAFFLE, WHITE SELF-FLANGE RING	080083745425	0.26	6	360					•	CN
 5130WH Eyeball 5130WH	5" WHITE ADJUSTABLE EYEBALL & SELF-FLANGE RING 35-DEGREE MAX. TILT FOR PAR30'S	080083743605	0.71	12	360			•	•	•	CN
 5135WH Eyeball 5135WH	5" WHITE ADJUSTABLE EYEBALL & SELF-FLANGE RING 35-DEGREE MAX. TILT FOR PAR20'S	080083743612	0.72	6	288					•	CN
 5145TBZ Reflector 5145TBZ	5" TUSCAN BRONZE REFL. OPEN WET LOCATION SHOWER, DEEP SELF-FLANGE RING	080083743001	0.29	6	360			•	•	•	CN
 5145WH Reflector 5145WH	5" WHITE REFL. OPEN WET LOCATION SHOWERLIGHT, DEEP SELF-FLANGE RING	080083743018	0.29	6	360				•	•	CN
 5146SN Reflector 5146SN	5" SATIN NICKEL REFL. OPEN WET LOCATION SHOWERLIGHT, SELF-FLANGE RING	080083743025	0.31	6	360				•	•	CN
 5146TBZ Reflector 5146TBZ	5" TUSCAN BRONZE REFL. OPEN WET LOCATION SHOWERLIGHT, SELF-FLANGE RING	080083743032	0.31	6	360					•	CN
 5146WH Reflector 5146WH	5" WHITE REFLECTOR, OPEN WET LOCATION SHOWERLIGHT, SELF-FLANGE RING	080083745463	0.31	6	288					•	CN

Ⓜ Indicates EISA Compliant Pulse Start Products MI Indicates MarketPro Product Country of Origin - as Indicated





Please reference the Cooper Lighting Stock Guide Terms and Conditions page. Pictures are a representation of product categories and may not illustrate the exact skus listed. Product information is subject to change without notice. Consult factory representative for additional information and inventory details. Visit www.cooperlighting.com for more product information.












CATALOG NUMBER	DESCRIPTION	UPC CODE	WEIGHT	CASE		PALLET					COO
				QTY	QTY	NJ	TX	IL	CA	GA	
 5150TBZ Showerlight 5150TBZ	5" FROST DOME GLASS LENS, TUSCAN BRONZE PLASTIC SF RING, SHOWERLIGHT	080083743773	0.6	6	180					•	CN
 5150WH Showerlight RE-5150WH 5150WH	5" FROST DOME GLASS LENS, WHITE PLASTIC SELF-FLANGE RING, SHOWERLIGHT 5" FROST DOME GLASS LENS, WET LOCATION, SELF-FLANGE, MATTE WHITE	080083757664 080083743780	0.6 0.6	6 6	192 192					• •	CN CN
 5162WH Reflector 5162WH	5" DROP OPAL PLASTIC LENS, REFLECTOR, WHITE PLASTIC TRIM, SHOWERLIGHT	080083745487	0.34	6	144					•	CN
 5165BK Gimbal 5165BK	5" BLACK ADJUSTABLE GIMBAL & BLACK TRIM RING 35-DEGREE MAX. TILT	080083743629	0.46	6	576					•	CN
 5165SN Gimbal 5165SN	5" SATIN NICKEL ADJUSTABLE GIMBAL & TRIM RING 35-DEGREE MAX. TILT	080083743636	0.46	6	576					•	CN
 5165TBZ Gimbal 5165TBZ	5" TUSCAN BRONZE ADJUSTABLE GIMBAL & TRIM RING 35-DEGREE MAX. TILT	080083743643	0.46	6	576					•	CN
 5165WH Gimbal 5165WH	5" GIMBAL 35° TILT MAX, SELF-FLANGE, MATTE WHITE	080083745500	0.46	6	432					•	CN
 5175SN Open 5175SN	5" OPEN, SATIN NICKEL SELF-FLANGE	080083743865	0.28	12	1728					•	CN
 5175TBZ Open 5175TBZ	5" OPEN, TUSCAN BRONZE SELF-FLANGE	080083743872	0.28	12	1440					•	CN
 5175WH Open 5175WH	5" OPEN, WHITE SELF-FLANGE	080083743889	0.35	12	1296					•	CN
 5176SN Open 5176SN	5" OPEN, W/ SOCKET SUPPORT, SATIN NICKEL SELF-FLANGE	080083743896	0.54	6	192					•	CN



CATALOG NUMBER	DESCRIPTION	UPC CODE	WEIGHT	CASE		PALLET				COO	
				QTY	QTY	NJ	TX	IL	CA		GA
 5176TBZ Open 5176TBZ	5" OPEN, W/ SOCKET SUPPORT, TUSCAN BRONZE SELF-FLANGE	080083743902	0.54	6	192			•	•		CN
 5176WH Open 5176WH	5" OPEN, W/ SOCKET SUPPORT, WHITE SELF-FLANGE	080083743919	0.54	6	192			•	•	•	CN
 5185SN Splay 5185SN	5" SPLAY, SATIN NICKEL SELF-FLANGE	080083743926	0.29	12	1080			•	•	•	CN
 5185TBZ Splay 5185TBZ	5" SPLAY, TUSCAN BRONZE SELF-FLANGE	080083743933	0.29	12	1080			•	•	•	CN
 5185WH Splay 5185WH	5" SPLAY, WHITE SELF-FLANGE	080083743940	0.29	12	1080			•	•	•	CN
 5186SN Splay 5186SN	5" SPLAY, W/ SOCKET SUPPORT, SATIN NICKEL SELF-FLANGE	080083743957	0.57	6	192			•	•	•	CN
 5186TBZ Splay 5186TBZ	5" SPLAY, W/ SOCKET SUPPORT, TUSCAN BRONZE SELF-FLANGE	080083743964	0.57	6	192			•	•	•	CN
 5186WH Splay RE-5186WH 5186WH	5" SPLAY, W/ SOCKET SUPPORT, WHITE SELF-FLANGE 5" OPEN SPLAY, SELF-FLANGE, MATTE WHITE	080083757541 080083745449	0.69 0.57	6 6	180 300			•	•	•	CN CN
 5222BB Baffle 5222BB	5" REGRESSED ADJUSTABLE, BLACK BAFFLE, WHITE RING 30-DEGREE MAX. TILT	080083743568	3.36	6	192			•	•	•	CN
 5222H Reflector 5222H	5" REGRESSED ADJUSTABLE, HAZE REFLECTOR, WHITE RING 30-DEG. MAX. TILT	080083743575	3.36	6	192			•	•	•	CN
 5222SC Reflector 5222SC	5" REGRESSED ADJUSTABLE, SPEC. REFLECTOR, WHITE RING 30-DEG. MAX. TILT	080083743582	3.36	6	192			•	•	•	CN

CATALOG NUMBER	DESCRIPTION	UPC CODE	WEIGHT	CASE		PALLET					COO
				QTY	QTY	NJ	TX	IL	CA	GA	
 5222WB Baffle ETN-5222WB	5" REGRESSED ADJUSTABLE, WHITE BAFFLE, TRIM RING 30-DEG. MAX. TILT	080083743599	3.36	6	192			•	•	•	CN
 5230AH Showerlight 5230AH	5" SQUIRCLE FROST GLASS LENS, ALUMINUM HAZE METAL RING, SHOWERLIGHT	080083743650	0.8	6	144					•	CN
 5230SN Showerlight 5230SN	5" SQUIRCLE FROST GLASS LENS, SATIN NICKEL METAL RING, SHOWERLIGHT	080083743674	0.8	6	144						CN
 5230TBZ Showerlight 5230TBZ	5" SQUIRCLE FROST GLASS LENS, TUSCAN BRONZE METAL RING, SHOWERLIGHT	080083743681	0.8	6	144					•	CN
 5255TBZ Showerlight 5255TBZ	5" SOFT SQUARE FROST CURVE GLASS LENS, TUSCAN BRONZE PLASTIC SF RING, SHOWERLIGHT	080083743704	0.9	6	240					•	CN
 5255WH Showerlight 5255WH	5" SOFT SQUARE FROST CURVE GLASS LENS, WHITE PLASTIC SF RING, SHOWERLIGHT	080083743711	0.9	18	720					•	CN




5" H5 Housing

	IC Air-Tite H5ICAT	5" HOUSING IC AIR-TITE 120V LINE VOLTAGE	080083609413	2.4	6	120	•	•	•	•	•	MX
	H5ICATNB	5" IC, AIR-TITE NEW CONSTRUCTION, NO SOCKET BRACKET HOUSING, 120V	080083756063	2.4	6	120					•	MX
	IC Air-Tite Remodel H5RICAT	5" HOUSING IC AIR-TITE REMODEL 120V LINE VOLTAGE	080083609444	1.55	6	144	•	•	•	•	•	MX
	Non-IC Remodel H5RT	5" HOUSING NON-IC REMODEL 120V LINE VOLTAGE	662400602668	2.4	6	144	•		•	•	•	MX
	Non-IC H5T	5" HOUSING NON-IC 120V LINE VOLTAGE	662400602651	3.25	6	120					•	MX



CATALOG NUMBER	DESCRIPTION	UPC CODE	WEIGHT	CASE QTY	PALLET QTY	NJ	TX	IL	CA	GA	COO
5" H5 Shallow Housing											
	IC Air-Tite H25ICAT	5" HOUSING ICAT SHALLOW 120V LINE VOLTAGE	662400664109	2.059	6	120	•	•	•	•	MX
5" H5 Trim											
	Splay Trim 5000P	5" TRIM SPLAY WHITE TRIM AND WHITE SPLAY	662400602712	0.45	6	300	•	•	•	•	CN
	5000SN	5" TRIM SPLAY SATIN NICKEL TRIM AND SATIN NICKEL SPLAY	623961112881	0.45	6	300	•	•	•	•	CN
	5000TBZ	5" TRIM SPLAY TUSCAN BRONZE TRIM AND TUSCAN BRONZE SPLAY	623961311802	0.496	6	240	•	•	•	•	CN
	Metal Splay Baffle 5001P	5" TRIM METAL SPLAY BAFFLE WHITE TRIM WITH WHITE BAFFLE	662400602729	0.46	6	360	•	•	•	•	 CN
	5001MB	5" TRIM METAL BAFFLE WHITE TRIM WITH BLACK BAFFLE	662400602736	0.46	6	360	•	•	•	•	CN
	5001SN	5" TRIM BAFFLE SATIN NICKEL TRIM WITH SATIN NICKEL BAFFLE	080083588886	0.46	6	360	•	•	•	•	CN
	5001TBZ	5" TRIM BAFFLE TUSCAN BRONZE TRIM WITH TUSCAN BRONZE BAFFLE	623961311826	0.46	6	360	•	•	•	•	CN
	Step Baffle 5010W	5" TRIM BAFFLE WHITE TRIM WITH WHITE BAFFLE PAR	662400602750	0.913	6	360	•	•	•	•	MX
	5010	5" TRIM BAFFLE WHITE TRIM WITH BLACK BAFFLE PAR	662400602743	0.74	6	360	•	•	•	•	CN;MX
	Shallow Metal Baffle 5014P	5" TRIM SHALLOW METAL BAFFLE WHITE TRIM WITH WHITE BAFFLE	662400664086	0.593	6	270	•	•	•	•	CN
	Coilex Baffle with Reflector and Torsion Springs 5016P	5" TRIM BAFFLE WHITE TRIM WITH BLACK BAFFLE COILEX	623961558962	1.18	6	180	•	•	•	•	CN
	5016W	5" TRIM BAFFLE WHITE TRIM WITH WHITE BAFFLE COILEX	623961558979	0.989	6	144	•	•	•	•	CN
	Reflector Cone 5020SC	5" TRIM REFLECTOR CONE WHITE TRIM WITH CLEAR SPECULAR REFLECTOR	662400602767	0.83	6	288	•	•	•	•	MX
	5020SN	5" TRIM REFLECTOR CONE SATIN NICKEL TRIM WITH SATIN NICKEL REFLECTOR	623961112843	0.662	6	144	•	•	•	•	CN
	5020H	5" TRIM REFLECTOR CONE WHITE TRIM WITH HAZE REFLECTOR	622697053390	0.91	6	216	•	•	•	•	MX
	5020TBZ	5" TRIM REFLECTOR CONE TUSCAN BRONZE WITH TUSCAN BRONZE REFLECTOR	623961311772	0.883	6	216	•	•	•	•	CN
	Wall Wash with Baffle 5030W	5" TRIM WALL WASH WHITE TRIM AND SCOOP, WHITE BAFFLE	662400664949	1.06	6	144	•	•	•	•	CN
	Frosted Lens Shower Light 5051PS	5" TRIM SHOWERLIGHT WHITE TRIM WITH FLAT FROST LENS	080083521388	1.16	6	180	•	•	•	•	CN
	Shower Light 5054PS	5" TRIM SHOWERLIGHT WHITE TRIM WITH FROSTED DOME DIFFUSER	623961531644	1.25	6	144	•	•	•	•	CN
	5054TBZS	5" TRIM DROP SHOWERLIGHT TUSCAN BRONZE TRIM WITH FROSTED DIFFUSER	623961827365	1.725	6	144	•	•	•	•	CN
	5054SNS	5" TRIM DROP SHOWERLIGHT SATIN NICKEL TRIM WITH FROSTED DIFFUSER	623961836251	1.411	6	144	•	•	•	•	CN

 Indicates EISA Compliant Pulse Start Products  Indicates MarketPro Product Country of Origin - as Indicated

Please reference the Cooper Lighting Stock Guide Terms and Conditions page. Pictures are a representation of product categories and may not illustrate the exact skus listed. Product information is subject to change without notice. Consult factory representative for additional information and inventory details. Visit www.cooperlighting.com for more product information.







CATALOG NUMBER	DESCRIPTION	UPC CODE	WEIGHT	CASE QTY	PALLET QTY	NJ	TX	IL	CA	GA	COO
 5060P	Adjustable Gimbal - 25 Degree Tilt 5" TRIM GIMBAL WHITE TRIM WITH WHITE GIMBAL	662400610700	0.734	6	750				•	•	MX
 5070P	Adjustable Eyeball - 30 Degree Tilt - 5070 5" TRIM PAR30 EYEBALL WHITE TRIM WITH WHITE EYEBALL	662400602682	0.8	6	360				•	•	CN
5070SN	5" TRIM PAR30 EYEBALL SATIN NICKEL TRIM WITH SATIN NICKEL EYEBALL, 30 DEGREE TILT	623961113789	0.963	6	360				•	•	CN
 5071P	Adjustable Eyeball - 30 Degree Tilt - 5071 5" TRIM PAR20 EYEBALL WHITE TRIM WITH WHITE EYEBALL, 30 DEGREE TILT	662400602705	0.91	6	192				•		MX

5" LED Housing


 H550ICAT	5" IC Air-Tite Housing 5" LED HOUSING, IC AIR-TITE, FOR LISTED HALO LED MODULES	080083626533	2.25	6	120	•	•	•	•	•	MX
 H550RICAT	5" IC Air-Tite Remodel Housing 5" LED HOUSING, REMODEL, IC AIR-TITE, FOR LISTED HALO LED MODULES	080083626557	1.15	6	144				•	•	MX

CATALOG NUMBER	DESCRIPTION	UPC CODE	WEIGHT	CASE QTY	PALLET QTY	NJ	TX	IL	CA	GA	COO
----------------	-------------	----------	--------	----------	------------	----	----	----	----	----	-----

5" ML56 LED Trim

	Shallow Baffle Trim 591WB	5" TRIM, "DEAD FRONT" SHALLOW WHITE POLYMER BAFFLE & TRIM	080083623280	0.588	6	300						CN
	Reflector Trim 592SC	5" TRIM, REFLECTOR, SPECULAR CLEAR, WHITE TRIM	080083623303	0.5	6	360						CN
	592W	5" TRIM, REFLECTOR, WHITE, WHITE TRIM	080083623341	0.55	6	270						CN
	592H	5" TRIM, REFLECTOR, HAZE, WHITE TRIM	080083634286	0.548	6	300						CN
	Baffle Trim 593BB	5" TRIM, BLACK BAFFLE, WHITE TRIM	080083623884	0.01	6	288						CN
	593TBZB	5" TRIM, TUSCAN BRONZE BAFFLE, TUSCAN BRONZE TRIM	080083623921	0.61	6	300						CN
	593WB	5" TRIM, WHITE BAFFLE, WHITE TRIM	080083634293	0.488	6	300						CN
	593SNB	5" TRIM, SATIN NICKEL BAFFLE, SATIN NICKEL TRIM	080083634309	0.5	6	300						CN
	Eyeball Trim - 30 degree Tilt 594SNB	5" TRIM, LOW PROFILE EYEBALL, SATIN NICKEL	080083623198	0.92	6	300						CN
	594TBZB	5" TRIM, LOW PROFILE EYEBALL, TUSCAN BRONZE	080083623211	0.01	6	300						CN
	594WB	5" TRIM, LOW PROFILE EYEBALL, WHITE	080083634347	0.95	6	432						CN
	Wall Wash Trim 595WW	5" WALL WASH TRIM, SPECULAR CLEAR, REPOSITIONABLE KICK REFLECTOR	080083623945	0.663	6	300						CN
	Shallow Baffle Trim - 596WB 596WB	5" TRIM, SHALLOW WHITE BAFFLE, WHITE TRIM	080083623969	0.555	6	300						CN

5" RSQ5 Square LED Module

	RSQ5 RSQ5089271EMWWB	5" SQUARE LED RETROFIT TRIM, 800 LM, 2700K, 90CRI	080083824519	1.17	6	360						CN
	RSQ5089301EMWWB	5" SQUARE LED RETROFIT TRIM, 800 LM, 3000K, 90CRI	080083824533	1.17	6	360						CN
	RSQ5089351EMWWB	5" SQUARE LED RETROFIT TRIM, 800 LM, 3500K, 90CRI	080083824557	1.17	6	360						CN
	RSQ5089401EMWWB	5" SQUARE LED RETROFIT TRIM, 800 LM, 4000K, 90CRI	080083824571	1.17	6	360						CN
	RSQ5089FS1EMWWB	5" ALL- PURPOSE SQUARE LED MODULE, 90 CRI, SELECTABLE COLOR TEMP (2700K-5000K CCT), 800 LUMENS, WHITE	080083824595	1.17	6	360						

5" RSQ5 Square Trim

RSQ5 Square Trim RSQ5TRMMW	5" SQUARE TRIM, MATTE WHITE FLANGE AND SPLAY, FIELD PAINTABLE	080083841042	0.73	6	2520							CN
RSQ5TRMSNB	5" SQUARE TRIM, SATIN NICKEL FLANGE AND BAFFLE	080083841066	0.73	6	2520							CN
RSQ5TRMTBZB	5" SQUARE TRIM, TUCSON BRONZE FLANGE AND BAFFLE	080083841080	0.73	6	2520							CN

CATALOG NUMBER	DESCRIPTION	UPC CODE	WEIGHT	CASE QTY	PALLET QTY	NJ	TX	IL	CA	GA	COO
----------------	-------------	----------	--------	----------	------------	----	----	----	----	----	-----

5/6" LT4 LED Retrofit Trim Kit










Baffle-Trim










LT560WH6930R	LT56 LED RETROFIT BAFFLE, 120V, 90CRI, 3000 K, 687 LUMEN, MATTE WHITE	080083746187	0.75	4	240	●	●	●	●	●	CN
LT560WH6927	5 5/8" RETROFIT BAFFLE-TRIM LED MODULE, 120V, 90CRI, 2700 K, MATTE WHITE	080083762897		1	6	288	●		●	●	CN
LT560WH6950	5 5/8" RETROFIT BAFFLE-TRIM LED MODULE, 120V, 90CRI, 5000 K, MATTE WHITE	080083762613		1	6	288	●	●	●	●	HK
LT560WH6940R	5 5/8" RETROFIT BAFFLE-TRIM LED MODULE, 120V, 90CRI, 4000K, MATTE WHITE	080083763054	0.75	4	240	●		●	●	●	CN
LT560WH6927R	5/6 INCH RETROFIT BAFFLE-TRIM LED MODULE, 120V, 90CRI, 2700 K, WHITE	080083763016	0.75	4	300	●		●	●	●	CN
LT560WH12950	5 7/8" RETROFIT BAFFLE - TRIM LED MODULE, 90 CRI, 5000K, MATTE WHITE, HIGH LUMEN	080083798742	1.65	4	240				●	●	CN
LT560WH12940	5 7/8" RETROFIT BAFFLE - TRIM LED MODULE, 90 CRI, 4000K, MATTE WHITE, HIGH LUMEN	080083798728	1.65	4	240				●	●	CN
LT560WH12930	5 5/8" RETROFIT BAFFLE-TRIM LED MODULE, 90CRI, 3000 K, MATTE WHITE	080083798681	1.65	4	240	●			●	●	CN
LT560WH12927	5 5/8" RETROFIT BAFFLE-TRIM LED MODULE, 90CRI, 2700 K, MATTE WHITE	080083798667	0.95	6	240	●			●	●	CN











5/6" LED All-Purpose LED Adjustable Retrofit

5/6" LED Adjustable Retrofit

LA56069271EWH	LA 5 IN. AND 6 IN. WHITE LED ADJUSTABLE GIMBAL TRIM, 2700K	080083818228	1.13	6	270					●	●	CN
LA56069301EWH	LA 5 IN. AND 6 IN. WHITE LED ADJUSTABLE GIMBAL TRIM, 3000K	080083818242	1.05	6	180					●	●	CN
LA56069351EWH	LA 5 IN. AND 6 IN. WHITE LED ADJUSTABLE GIMBAL TRIM, 3500K	080083818266	1.13	6	270					●	●	CN
LA56069401EWH	LA 5 IN. AND 6 IN. WHITE LED ADJUSTABLE GIMBAL TRIM, 4000K	080083818280	1.13	6	270					●	●	CN
LA56069501EWH	LA 5 IN. AND 6 IN. WHITE LED ADJUSTABLE GIMBAL TRIM, 5000K	080083818303	1.13	6	270					●	●	CN










CATALOG NUMBER	DESCRIPTION	UPC CODE	WEIGHT	CASE QTY	PALLET					COO		
					QTY	NJ	TX	IL	CA		GA	
6" H7 Housing												
IC and IC Air-Tite												
	H7ICAT	6" HOUSING IC AIR-TITE 120V LINE VOLTAGE INCANDESCENT	080083609628	3.13	6	120	•	•	•	•	•	MX
	H7ICT	6" HOUSING IC 120V LINE VOLTAGE	080083609680	3	6	120	•	•	•	•	•	MX
	H7ICTNB	6" HOUSING IC NO SOCKET BRACKET 120V LINE VOLTAGE INCANDESCENT	662400608523	2.4	6	120	•	•	•	•	•	MX
	H7ICATNB	6" HOUSING IC AIR-TITE NO SOCKET BRACKET 120V LINE VOLTAGE INCANDESCENT	662400612032	2.45	6	120	•	•	•	•	•	MX
IC and IC Air-Tite Remodel - H7RICAT												
	H7RICAT	6" HOUSING IC AIR-TITE REMODEL HOUSING 120V LINE VOLTAGE	662400610588	1.65	6	144	•	•	•	•	•	MX
IC and IC Air-Tite Remodel												
	H7RICT	6" HOUSING IC REMODEL HOUSING 120V LINE VOLTAGE	662400600718	1.78	6	144	•	•	•	•	•	MX
Non-IC Remodel												
	H7RT	6" HOUSING NON-IC REMODEL HOUSING 120V LINE VOLTAGE	662400600725	5.4	6	144	•	•	•	•	•	MX
Non-IC												
	H7T	6" HOUSING NON-IC 120V LINE VOLTAGE	080083609727	2.444	6	120	•	•	•	•	•	MX
6" Housing Non-IC, No Socket Bracket, 120V Line Voltage												
	H7TNB	6" HOUSING NON-IC, NO SOCKET BRACKET, 120V LINE VOLTAGE	662400664628	3.1	6	120	•	•	•	•	•	MX
IC Air-Tite Universal												
	H7UICAT	6" HOUSING UNIVERSAL IC AIR-TITE 120V LINE VOLTAGE	662400164753	4.6	4	60	•	•	•	•	•	MX

CATALOG NUMBER	DESCRIPTION	UPC CODE	WEIGHT	CASE QTY	PALLET QTY	NJ	TX	IL	CA	GA	COO
6" H27 Shallow Housing											
	IC and IC Air-Tite H27ICAT 6" HOUSING SHALLOW CEILING IC AIR-TITE 120V LINE VOLTAGE	662400605898	2.35	6	144	•	•	•	•	•	MX
	IC and IC Air-Tite Remodel H27RICAT 6" HOUSING SHALLOW CEILING IC AIR-TITE REMODEL 120V LINE VOLTAGE	080083609253	1.55	6	180	•	•	•	•	•	MX
	H2750RICAT 6" ALUMINUM LED RECESSED LIGHTING HOUSING FOR REMODEL SHALLOW CEILING, T24, INSULATION CONTACT, AIR-TITE	080083736317	1.8	6	180	•	•	•	•	•	MX
	Non-IC Remodel H27RT 6" HOUSING SHALLOW CEILING NON-IC REMODEL 120V LINE VOLTAGE	662400600732	1.548	6	180	•	•	•	•	•	MX
	Non-IC H27T 6" HOUSING SHALLOW CEILING NON-IC 120V LINE VOLTAGE	662400133148	3.3	6	120	•	•	•	•	•	MX
6" H7 Trim											
	Albalite Lens with Reflector - 170 170PS 6" TRIM SHOWERLIGHT ALBALITE LENS WITH REFLECTOR - SOCKET SUPPORTING WET LOCATION & AIR-TITE LISTED WHITE TRIM WITH FROSTED ALBALITE LENS	662400130765	1	6	240	•	•	•	•	•	CN
	Dome Shower Light - 172 172PS 6" TRIM SHOWERLIGHT WITH DOME LENS AND REFLECTOR - SOCKET SUPPORTING WET LOCATION & AIR-TITE LISTED WHITE TRIM WITH FROSTED GLASS DOME	662400663553	2.01	6	192	•	•	•	•	•	CN
	172TBZS 6" TRIM SHOWERLIGHT WITH DOME LENS AND REFLECTOR - SOCKET SUPPORTING WET LOCATION & AIR-TITE LISTED TUSCAN BRONZE TRIM WITH FROSTED GLASS DOME	623961312038	2.01	6	192	•	•	•	•	•	CN
	Fresnel Lens with Reflector - 173 173P 6" TRIM FRESNEL LENS WITH REFLECTOR - SOCKET SUPPORTING WHITE TRIM WITH FRESNEL LENS	662400130802	0.91	6	192	•	•	•	•	•	MX
	173PS 6" TRIM FRESNEL LENS WITH REFLECTOR - SOCKET SUPPORTING WET LOCATION & AIR- TITE LISTED WHITE TRIM WITH FRESNEL LENS	662400318385	0.91	6	192	•	•	•	•	•	MX
	Air-Tite Super Trim - Baffle - 30 30WAT 6" TRIM AIR-TITE SUPER TRIM - BAFFLE WHITE TRIM, WHITE BAFFLE, WHITE REFLECTOR	662400603320	0.452	18	540	•	•	•	•	•	CN
	30PAT 6" TRIM AIR-TITE SUPER TRIM - BAFFLE WHITE TRIM, BLACK BAFFLE, CLEAR REFLECTOR	662400603313	0.416	18	360	•	•	•	•	•	CN
	30WATH 6" TRIM AIR-TITE SUPER TRIM - BAFFLE WHITE TRIM, WHITE BAFFLE, CLEAR REFLECTOR	080083628469	0.5	6	450	•	•	•	•	•	CN
	30SNAT 6" TRIM AIR-TITE SUPER TRIM - BAFFLE SATIN NICKEL TRIM, SATIN NICKEL BAFFLE AND REFLECTOR	623961412035	0.474	18	648	•	•	•	•	•	CN
	30HAT 6" TRIM AIR-TITE SUPER TRIM - BAFFLE WHITE TRIM WITH HAZE REFLECTOR	622697839826	0.5	6	450	•	•	•	•	•	CN
	30TBZAT 6" TRIM AIR-TITE SUPER TRIM - BAFFLE TUSCAN BRONZE TRIM WITH TUSCAN BRONZE BAFFLE AND REFLECTOR	623961312052	0.477	18	432	•	•	•	•	•	CN
	Air-Tite Super Trim - Reflector White - 30 30RGAT 6" TRIM AIR-TITE SUPER TRIM - REFLECTOR WHITE TRIM WITH RESIDENTIAL GOLD REFLECTOR	662400603344	0.447	18	540	•	•	•	•	•	CN
	30CAT 6" TRIM AIR-TITE SUPER TRIM - REFLECTOR WHITE TRIM WITH CLEAR SPECULAR REFLECTOR	662400603337	0.45	18	540	•	•	•	•	•	CN

CATALOG NUMBER	DESCRIPTION	UPC CODE	WEIGHT	CASE QTY	PALLET QTY	NJ	TX	IL	CA	GA	COO
 Air-Tite Super Trim - Reflector Black - 30 30SBAT	6" TRIM AIR-TITE SUPER TRIM - REFLECTOR BLACK SPECULAR REFLECTOR AND TRIM	622697060855	0.441	18	432				•	•	CN
 Open Trim with Socket Support - 30 300P 300AC 300SN	6" TRIM OPEN - SOCKET SUPPORTING WHITE 6" TRIM OPEN - SOCKET SUPPORTING ANTIQUE COPPER 6" TRIM OPEN - SOCKET SUPPORTING SATIN NICKEL	662400302421 623961310935 623961113819	0.6 0.825 0.766	6 6 6	288 300 360	•	•	•	•	•	CN CN CN
 Open Trim - 301 301P 301SN 301TBZ	6" TRIM OPEN WHITE 6" TRIM - OPEN SATIN NICKEL 6" TRIM OPEN TUSCAN BRONZE	662400130864 623961113802 623961311901	0.4 0.5 0.496	12 12 12	1200 1200 1200	•	•	•	•	•	CN CN CN
 Wall Wash - 303 303P	6" TRIM WALL WASH WHITE TRIM AND SCOOP	662400130901	0.91	6	192						MX
 Coilex Baffle - 310 310WG 310W 310P RE-310SN 310TBZ	6" TRIM COILEX BAFFLE WHITE OVERSIZE TRIM RING WITH WHITE BAFFLE 6" TRIM COILEX BAFFLE WHITE TRIM WITH WHITE BAFFLE 6" TRIM COILEX BAFFLE WHITE TRIM WITH BLACK BAFFLE 6" TRIM COILEX BAFFLE SATIN NICKEL TRIM WITH BLACK BAFFLE 6" TRIM COILEX BAFFLE TUSCAN BRONZE TRIM WITH BLACK BAFFLE	662400302360 080083515882 662400130932 080083515929 623961311949	0.45 0.45 0.45 0.6 0.6	6 6 6 6 6	360 360 360 360 360				•	•	MX US US CN CN
 White Splay Trim - 327 327P	6" WHITE SOCKET SUPPORTING SPLAY TRIM WITH TORSION SPRINGS	080083858484	0.91	6	192					•	MX
 White Splay Trim - 328 328P	6" TRIM SPLAY WHITE SPLAY TRIM	662400163831	0.5	12	600					•	CN
 Metal Baffle - 353 353SN 353TBZ	6" TRIM METAL BAFFLE SATIN NICKEL TRIM WITH SATIN NICKEL BAFFLE 6" TRIM METAL BAFFLE TUSCAN BRONZE TRIM WITH TUSCAN BRONZE BAFFLE	623961114236 623961311963	0.41 0.41	6 6	540 540				•	•	CN CN
 Adjustable - 376 376P	6" TRIM PAR30 ADJUSTABLE WITH BAFFLE WHITE TRIM RING, BLACK BAFFLE	662400183754	0.91	6	192					•	MX
 Adjustable with Splay - 378 378P	6" TRIM PAR30 ADJUSTABLE SPLAY WHITE TRIM WITH WHITE SPLAY	662400164630	0.91	6	192					•	MX









E Indicates EISA Compliant Pulse Start Products M Indicates MarketPro Product Country of Origin - as Indicated

Please reference the Cooper Lighting Stock Guide Terms and Conditions page. Pictures are a representation of product categories and may not illustrate the exact skus listed. Product information is subject to change without notice. Consult factory representative for additional information and inventory details. Visit www.cooperlighting.com for more product information.



CATALOG NUMBER	DESCRIPTION	UPC CODE	WEIGHT	CASE		PALLET					COO
				QTY	QTY	NJ	TX	IL	CA	GA	
Open Trim - 401											
 401P	6" TRIM OPEN LARGE APERTURE WHITE TRIM	662400131069	0.4	12	1200		•		•	•	CN
401AL	6" TRIM OPEN LARGE APERTURE SATIN ALUMINUM TRIM	662400131045	0.91	6	192					•	MX
Specular Reflector - 404											
 404C	6" TRIM FULL REFLECTOR - SOCKET SUPPORTING WHITE TRIM WITH CLEAR SPECULAR REFLECTOR INCANDESCENT	662400131120	0.66	6	180					•	US
404SN	6" TRIM FULL REFLECTOR - SOCKET SUPPORTING SATIN NICKEL TRIM WITH SATIN NICKEL REFLECTOR	623961114267	0.66	6	180				•	•	CN
404H	6" TRIM FULL REFLECTOR - SOCKET SUPPORTING WHITE TRIM WITH HAZE REFLECTOR INCANDESCENT	622697063641	0.66	6	180					•	US
404TBZ	6" TRIM FULL REFLECTOR - SOCKET SUPPORTING TUSCAN BRONZE TRIM WITH TUSCAN BRONZE REFLECTOR	623961312007	0.66	6	180					•	CN
Specular Reflector - 405											
 405SC	6" TRIM FULL REFLECTOR - SOCKET SUPPORTING WHITE TRIM WITH CLEAR SPECULAR REFLECTOR	662400131175	0.66	6	180					•	CN
405H	6" TRIM FULL REFLECTOR - SOCKET SUPPORTING WHITE TRIM WITH HAZE REFLECTOR	622697053598	0.66	6	180					•	CN
405RG	6" TRIM FULL REFLECTOR - SOCKET SUPPORTING WHITE TRIM WITH RESIDENTIAL GOLD REFLECTOR	662400131168	0.8	6	180					•	CN
Specular Reflector - 406											
 406BA	6" TRIM BAFFLE WITH REFLECTOR BLACK BAFFLE WITH CLEAR SPECULAR REFLECTOR AND TORSION SPRINGS	662400615811	0.8	6	360				•	•	CN
406WB	6" TRIM BAFFLE WITH REFLECTOR WHITE BAFFLE WITH CLEAR SPECULAR REFLECTOR AND TORSION SPRINGS	662400615828	0.592	6	360					•	CN
Coilex Baffle - 410											
 410WG	6" TRIM R40, PAR38 BAFFLE OVERSIZE WHITE TRIM RING WITH WHITE BAFFLE	662400302988	0.54	6	360	•				•	US
410W	6" TRIM R40, PAR38 BAFFLE WHITE TRIM WITH WHITE BAFFLE	662400163039	0.5	6	360	•		•	•	•	US
Regressed Eyeball - 30 Degree Tilt - 420											
 420P	6" TRIM REGRESSED EYEBALL WITH BAFFLE WHITE TRIM WITH WHITE EYEBALL AND BLACK BAFFLE	662400606000	0.91	6	192					•	CN;MX
420W	6" TRIM REGRESSED EYEBALL WITH BAFFLE WHITE TRIM WITH WHITE EYEBALL AND WHITE BAFFLE	662400606017	1.01	6	240	•		•	•	•	CN
Wall Wash / Reflector Downlight - 424											
 424P	6" TRIM WALL WASH DOWNLIGHT WHITE TRIM	662400131298	1.2	6	144					•	CN;MX
Reflector Cone - 426											
 426RG	6" TRIM REFLECTOR CONE WHITE TRIM WITH RESIDENTIAL GOLD REFLECTOR CONE	662400131359	0.45	6	360					•	CN
426CG	6" TRIM REFLECTOR CONE WHITE TRIM WITH CHAMPAGNE GOLD REFLECTOR CONE	662400131328	0.45	6	360					•	CN
426MB	6" TRIM REFLECTOR CONE WHITE TRIM WITH SPECULAR BLACK REFLECTOR CONE	662400131342	0.45	6	360				•	•	CN
426	6" TRIM REFLECTOR CONE WHITE WITH CLEAR SPECULAR REFLECTOR CONE	662400131311	0.45	6	360	•	•	•	•	•	CN
426SN	6" TRIM REFLECTOR CONE SATIN NICKEL TRIM WITH SATIN NICKEL REFLECTOR CONE	623961114250	0.45	6	360	•			•	•	CN
426H	6" TRIM REFLECTOR CONE WHITE TRIM WITH HAZE REFLECTOR CONE	662400165170	0.45	6	360		•			•	CN
426TBZ	6" TRIM REFLECTOR CONE TUSCAN BRONZE TRIM WITH TUSCAN BRONZE REFLECTOR CONE	623961311987	0.45	6	360					•	CN
Self Flanged White Reflector Cone - 426											
 4261P	6" TRIM SELF FLANGED REFLECTOR CONE WHITE WITH WHITE TRIM RING	662400161127	0.8	1	180					•	US

ⓔ Indicates EISA Compliant Pulse Start Products M Indicates MarketPro Product Country of Origin - as Indicated

Please reference the Cooper Lighting Stock Guide Terms and Conditions page. Pictures are a representation of product categories and may not illustrate the exact skus listed. Product information is subject to change without notice. Consult factory representative for additional information and inventory details. Visit www.cooperlighting.com for more product information.













CATALOG NUMBER	DESCRIPTION	UPC CODE	WEIGHT	CASE QTY	PALLET QTY	NJ	TX	IL	CA	GA	COO
 429P	Dayform White Cone - 429 6" TRIM DAYFORM CONE WHITE TRIM AND SPLAY REFLECTOR	662400167532	0.5	6	432					•	MX
 430W 430P	Wall Wash with Baffle - 430 6" TRIM WALL WASH WHITE TRIM WITH WHITE BAFFLE 6" TRIM WALL WASH WHITE TRIM WITH BLACK BAFFLE	662400664925 662400664932	1.153 0.96	6 6	144 120					• •	CN CN
 478P	Adjustable with Splay - 478 6" ADJUSTABLE TRIM WITH WHITE SPLAY REFLECTOR	080083858477	0.91	6	192					•	MX
 70P 70PS	Albalite Lens with Reflector - 70 6" TRIM ALBALITE LENS WHITE TRIM WITH FROSTED ALBALITE LENS 6" TRIM WET LOCATION AND AIR-TITE LISTED WHITE TRIM WITH FROSTED ALBALITE LENS	662400130383 080083628247	0.872 0.625	12 6	720 600					• •	CN CN
 70SNS	6" Albalite Lens with Reflector and Satin Nickel Ring - 70 6" TRIM, WET LOCATION AND AIR-TITE LISTED SATIN NICKEL TRIM WITH FROSTED ALBALITE LENS	080083628506	1	6	600					• •	CN
 73P 73PS	Fresnel Lens - 73 6" TRIM FRESNEL LENS WHITE TRIM WITH FRESNEL LENS 6" TRIM FRESNEL LENS WET LOCATION AND AIR-TITE LISTED WHITE TRIM WITH FRESNEL LENS	662400130505 662400601241	1 0.91	12 6	480 192					• •	CN MX
 76P	Adjustable Gimbal - 76 6" TRIM GIMBAL RING - PAR 38 STANDARD OR SIDE PRONG LAMPS WHITE TRIM WITH GIMBAL RING	662400130536	0.91	6	192					•	MX
 78P 78SN 78TBZ	Eyeball - 30 Degree Tilt 6" TRIM PAR30L EYEBALL WHITE TRIM WITH WHITE EYEBALL, 30 DEGREE TILT 6" TRIM PAR30L EYEBALL SATIN NICKEL TRIM WITH SATIN NICKEL EYEBALL, 30 DEGREE TILT 6" TRIM PAR30L EYEBALL TUSCAN BRONZE TRIM WITH TUSCAN BRONZE EYEBALL, 30 DEGREE TILT	662400130628 623961113796 623961311888	1.1 1 0.981	6 6 6	240 240 240	• • • • •				• • •	CN CN CN



6" E7 Housing

 E27ICAT	E27ICAT New Construction 6" IC, AIR-TITE, SHALLOW NEW CONSTRUCTION HOUSING, 120V	080083737604	2.12	6	192	• • • • •					Ⓜ MX
 E27RICAT	E27RICAT Remodel 6" IC, AIR-TITE, SHALLOW REMODEL HOUSING, 120V	080083737482	1.63	6	192	• • • • •					Ⓜ MX

CATALOG NUMBER	DESCRIPTION	UPC CODE	WEIGHT	CASE		PALLET					COO
				QTY	QTY	NJ	TX	IL	CA	GA	
 E27RTAT	E27RTAT Remodel 6" NON-IC, AIR-TITE, SHALLOW REMODEL HOUSING, 120V	080083737451	2.6	6	192						MX
 E27TAT	E27TAT New Construction 6" NON-IC, AIR-TITE, SHALLOW NEW CONSTRUCTION HOUSING, 120V	080083737574	1.89	6	192						MX
 E7ICAT	E7ICAT New Construction 6" IC, AIR-TITE, NEW CONSTRUCTION HOUSING, 120V	080083737727	2.5	6	144						E M MX
 E7ICATNB	E7ICATNB New Construction 6" IC, AIRTITE, NEW CONSTRUCTION, NO SOCKET BRACKET HOUSING, 120V	080083737697	2.5	6	144						E M MX
 E7RICAT	E7RICAT Remodel 6" IC, AIR-TITE, REMODEL HOUSING, 120V	080083737543	1.6	6	144						E M MX
 E7RTAT	E7RTAT Remodel 6" NON-IC, AIR-TITE, REMODEL HOUSING, 120V	080083737512	1.34	6	384						MX
 E7TAT	E7TAT New Construction 6" NON-IC, AIR-TITE, NEW CONSTRUCTION HOUSING, 120V	080083737666	1.96	6	144						E MX
 E7TATNB	E7TATNB New Construction 6" NON-IC, AIR-TITE, NEW CONSTRUCTION, NO SOCKET BRACKET HOUSING, 120V	080083737635	1.94	6	144						MX
 E750ICAT	E750ICAT New Construction 6" IC, AIR-TITE, LED NEW CONSTRUCTION HOUSING, 120V	080083775040	2.3	6	144						M CN
 E750RICAT	E750RICAT Remodel 6" IC, AIR-TITE, LED REMODEL HOUSING, 120V	080083778584	1.95	6	144						M MX




6" 6100 and 6200 Trim



CATALOG NUMBER	DESCRIPTION	UPC CODE	WEIGHT	CASE		PALLET					COO
				QTY	QTY	NJ	TX	IL	CA	GA	
 6100BB Baffle 6100BB	6" BLACK TAPERED METAL BAFFLE, 2-WHITE RINGS NARROW & WIDE	080083743445	0.37	18	900		•		•	•	CN
 6100WB Baffle 6100WB	6" WHITE TAPERED METAL BAFFLE, 2-WHITE RINGS NARROW & WIDE	080083743452	0.47	18	900	•	•	•	•	•	 CN
 6101BB Baffle 6101BB	6" BLACK STRAIGHT-SIDE METAL BAFFLE, 2-WHITE RINGS NARROW & WIDE	080083743469	0.35	18	900		•		•	•	CN
 6101WB Baffle 6101WB	6" WHITE STRAIGHT-SIDE METAL BAFFLE, 2-WHITE RINGS NARROW & WIDE	080083743476	0.35	18	900	•	•	•	•	•	CN
 6102BB Baffle 6102BB	6" BLACK TAPERED METAL BAFFLE, WHITE SELF-FLANGE RING	080083743483	0.49	6	840			•	•	•	CN
 6102WB Baffle ETN-6102WB	6" WHITE TAPERED METAL BAFFLE, WHITE SELF-FLANGE RING	080083743490	0.49	18	1800			•	•	•	CN
 6103BB Baffle 6103BB	6" BLACK STRAIGHT-SIDE METAL BAFFLE, WHITE SELF-FLANGE RING	080083743506	0.49	6	840			•	•	•	CN
 6103WB Baffle 6103WB	6" WHITE STRAIGHT-SIDE METAL BAFFLE, WHITE SELF-FLANGE RING	080083743513	0.51	18	720			•	•	•	CN
 6106SC Reflector 6106SC	6" SPECULAR CLEAR STRAIGHT-SIDE REFLECTOR, WHITE SELF-FLANGE RING	080083743520	0.25	18	1080		•	•	•	•	CN
 6107SC Reflector 6107SC	6" SPECULAR CLEAR TAPERED REFLECTOR, WHITE SELF-FLANGE RING	080083743537	0.29	18	1350					•	CN
 6108BB Baffle 6108BB	6" BLACK PLASTIC STRAIGHT-SIDE COILEX? BAFFLE, WHITE SELF-FLANGE RING	080083743544	0.45	6	240			•		•	CN

 Indicates EISA Compliant Pulse Start Products  Indicates MarketPro Product Country of Origin - as Indicated




Please reference the Cooper Lighting Stock Guide Terms and Conditions page. Pictures are a representation of product categories and may not illustrate the exact skus listed. Product information is subject to change without notice. Consult factory representative for additional information and inventory details. Visit www.cooperlighting.com for more product information.

CATALOG NUMBER	DESCRIPTION	UPC CODE	WEIGHT	CASE		PALLET					COO	
				QTY	QTY	NJ	TX	IL	CA	GA		
 6108BKBB Baffle 6108BKBB	6" BLACK PLASTIC STRAIGHT-SIDE COILEX? BAFFLE, BLACK SELF-FLANGE RING	080083743551	0.6	6	300							CN
 6108WB Baffle ETN-6108WB	6" WHITE PLASTIC STRAIGHT-SIDE COILEX? BAFFLE, WHITE SELF-FLANGE RING	080083745548	0.32	36	432							CN
 6109BB Baffle 6109BB	6" BLACK PLASTIC TAPERED COILEX? BAFFLE, WHITE SELF-FLANGE RING	080083742790	0.03	36	1080							CN
 6109BKBB Baffle 6109BKBB	6" BLACK PLASTIC TAPERED COILEX? BAFFLE, BLACK SELF-FLANGE RING	080083742806	0.29	6	480							CN
 6109WB Baffle ETN-6109WB	6" WHITE PLASTIC TAPERED COILEX? BAFFLE, WHITE SELF-FLANGE RING	080083742813	0.428	36	648							CN
 6110BB Baffle 6110BB	6" BLACK PERFTEX? BAFFLE, WHITE SELF-FLANGE RING	080083742820	0.02	36	432							CN
 6110BKBB Baffle 6110BKBB	6" BLACK PERFTEX? BAFFLE, BLACK SELF-FLANGE RING	080083742837	0.25	36	288							CN
 6110WB Baffle ETN-6110WB	6" WHITE PERFTEX? BAFFLE, WHITE SELF-FLANGE RING	080083742844	0.4	36	432							CN
 6120SN Reflector 6120SN	6" FULL CONE SATIN NICKEL REFLECTOR, SATIN NICKEL SELF-FLANGE	080083742851	0.33	6	360							CN
 6120TBZ Reflector 6120TBZ	6" FULL CONE TUSCAN BRONZE REFLECTOR, TUSCAN BRONZE SELF-FLANGE RING	080083742868	0.5	6	384							CN
 6120WH Reflector 6120WH	6" FULL CONE WHITE REFLECTOR, WHITE SELF-FLANGE RING	080083742875	0.33	36	432							CN

CATALOG NUMBER	DESCRIPTION	UPC CODE	WEIGHT	CASE		PALLET					COO	
				QTY	QTY	NJ	TX	IL	CA	GA		
 6121WH Reflector 6121WH	6" SHALLOW FULL CONE WHITE REFLECTOR, WHITE SELF-FLANGE RING	080083742882	0.46	6	480					•	CN	
 6125BB Baffle 6125BB	6" FULL CONE BLACK BAFFLE, WHITE SELF-FLANGE RING	080083742899	0.36	36	432		•			•	CN	
 6125BKBB Baffle 6125BKBB	6" FULL CONE BLACK BAFFLE, BLACK SELF-FLANGE RING	080083742905	0.36	36	432			•		•	CN	
 6125WB Baffle 6125WB	6" FULL CONE WHITE BAFFLE, WHITE SELF-FLANGE RING	080083742912	0.35	36	288	•	•	•	•	•	 CN	
 6126BB Baffle 6126BB	6" SHALLOW FULL CONE BLACK BAFFLE, WHITE SELF-FLANGE RING	080083742929	0.31	6	384					•	CN	
 6126WB Baffle 6126WB	6" SHALLOW FULL CONE WHITE BAFFLE, WHITE SELF-FLANGE RING	080083742936	0.3	36	432		•	•		•	CN	
 6130WH Eyeball 6130WH	6" WHITE ADJUSTABLE EYEBALL & SELF-FLANGE RING 35-DEGREE MAX. TILT	080083745609		1	6	300	•	•	•	•	•	CN
 6145SN Showerlight 6145SN	6" SATIN NICKEL REFL. OPEN WET LOCATION SHOWER, DEEP SELF-FLANGE RING	080083742943	0.36	6	360					•	CN	
 6145TBZ Showerlight 6145TBZ	6" TUSCAN BRONZE REFL. OPEN WET LOCATION SHOWER, DEEP SELF-FLANGE RING	080083742950	0.36	6	360					•	CN	
 6145WH Showerlight ETN-6145WH	6" WHITE REFL. OPEN WET LOCATION SHOWERLIGHT, DEEP SELF-FLANGE RING	080083742967	0.36	36	432			•		•	CN	
 6146SN Showerlight 6146SN	6" SATIN NICKEL REFL. OPEN WET LOCATION SHOWERLIGHT, SELF-FLANGE RING	080083742974	0.37	6	360			•		•	CN	












 Indicates EISA Compliant Pulse Start Products  Indicates MarketPro Product Country of Origin - as Indicated








Please reference the Cooper Lighting Stock Guide Terms and Conditions page. Pictures are a representation of product categories and may not illustrate the exact skus listed. Product information is subject to change without notice. Consult factory representative for additional information and inventory details. Visit www.cooperlighting.com for more product information.





CATALOG NUMBER	DESCRIPTION	UPC CODE	WEIGHT	CASE		PALLET					COO	
				QTY	QTY	NJ	TX	IL	CA	GA		
 6146TBZ Showerlight 6146TBZ	6" TUSCAN BRONZE REFL. OPEN WET LOCATION SHOWERLIGHT, SELF-FLANGE RING	080083742981	0.37	6	288							CN
 6146WH Showerlight 6146WH	6" WHITE REFLECTOR, OPEN WET LOCATION SHOWERLIGHT, SELF-FLANGE RING	080083745524	0.02	36	432			•		•		CN
 6150SN Showerlight 6150SN	6" FROST DOME GLASS LENS, SATIN NICKEL PLASTIC SF RING, SHOWERLIGHT	080083743377	0.67	6	180				•	•		CN
 6150TBZ Showerlight 6150TBZ	6" FROST DOME GLASS LENS, TUSCAN BRONZE PLASTIC SF RING, SHOWERLIGHT	080083743384	0.67	6	120			•		•		CN
 6150WH Showerlight 6150WH	6" FROST DOME GLASS LENS, WHITE PLASTIC SELF-FLANGE RING, SHOWERLIGHT	080083743391	0.63	6	270	•	•	•	•	•		CN
 6160WH Showerlight 6160WH	6" DROP OPAL PLASTIC LENS, WHITE PLASTIC TRIM, SHOWERLIGHT	080083743438	0.45	12	432				•	•		CN
 6162WH Showerlight 6162WH	6" DROP OPAL PLASTIC LENS, REFLECTOR, WHITE PLASTIC TRIM, SHOWERLIGHT	080083745562	0.38	6	180					•		CN
 6170BK Gimbal 6170BK	5" BLACK ADJUSTABLE GIMBAL & TRIM RING 25-DEGREE MAX. TILT	080083742769	0.65	6	504			•	•	•		CN
 6170SN Gimbal 6170SN	5" SATIN NICKEL ADJUSTABLE GIMBAL & TRIM RING 25-DEGREE MAX. TILT	080083742776	0.6	6	384			•		•		CN
 6170TBZ Gimbal 6170TBZ	5" TUSCAN BRONZE ADJUSTABLE GIMBAL & TRIM RING 25-DEGREE MAX. TILT	080083742783	0.6	6	384				•	•		CN
 6170WH Gimbal 6170WH	5" WHITE ADJUSTABLE GIMBAL & TRIM RING 25-DEGREE MAX. TILT	080083745586	0.6	6	360					•		CN

E Indicates EISA Compliant Pulse Start Products M Indicates MarketPro Product Country of Origin - as Indicated

Please reference the Cooper Lighting Stock Guide Terms and Conditions page. Pictures are a representation of product categories and may not illustrate the exact skus listed. Product information is subject to change without notice. Consult factory representative for additional information and inventory details. Visit www.cooperlighting.com for more product information.

CATALOG NUMBER	DESCRIPTION	UPC CODE	WEIGHT	CASE		PALLET					COO
				QTY	QTY	NJ	TX	IL	CA	GA	
 6215BK Gimbal 6215BK	6" BLACK ADJUSTABLE DOUBLE GIMBAL & TRIM RING 35-50-DEGREE MAX. TILT	080083743186	0.72	6	360				•	•	CN
 6215SN Gimbal 6215SN	6" SATIN NICKEL ADJUST. DOUBLE GIMBAL & TRIM RING 35-50-DEGREE MAX. TILT	080083743193	0.72	6	360				•	•	CN
 6215TBZ Gimbal 6215TBZ	6" TUSCAN BRONZE ADJUST. DOUBLE GIMBAL & TRIM RING 35-50-DEGREE MAX. TILT	080083743209	0.72	6	360				•	•	CN
 6215WH Gimbal 6215WH	6" WHITE ADJUSTABLE DOUBLE GIMBAL & TRIM RING 35-50-DEGREE MAX. TILT	080083743216	0.72	6	360				•	•	CN
 6222BB Baffle 6222BB	6" REGRESSED ADJUSTABLE, BLACK BAFFLE, WHITE RING 45-DEGREE MAX. TILT	080083743223	0.26	6	144			•			CN
 6222H Reflector ETN-6222H	6" REGRESSED ADJUSTABLE, HAZE REFLECTOR, WHITE RING 45-DEG. MAX. TILT	080083743230	0.26	6	144			•			CN
 6222SC Reflector 6222SC	6" REGRESSED ADJUSTABLE, SPEC. REFLECTOR, WHITE RING 45-DEG. MAX. TILT	080083743247	0.26	6	144			•	•	•	CN
 6222WB Baffle ETN-6222WB	6" REGRESSED ADJUSTABLE, WHITE BAFFLE, TRIM RING 45-DEG. MAX. TILT	080083743254	0.26	6	144			•			CN
 6230SN Showerlight 6230SN	6" SQUIRCLE FROST GLASS LENS, SATIN NICKEL METAL RING, SHOWERLIGHT	080083743285	1.1	6	144				•		CN
 6255SN Showerlight 6255SN	6" SOFT SQUARE FROST CURVE GLASS LENS, SATIN NICKEL PLASTIC SF RING, SHOWERLIGHT	080083743308	0.95	6	240				•		CN
 6255TBZ Showerlight 6255TBZ	6" SOFT SQUARE FROST CURVE GLASS LENS, TUSCAN BRONZE PLASTIC SF RING, SHOWERLIGHT	080083743315	0.95	6	192			•	•	•	CN

CATALOG NUMBER	DESCRIPTION	UPC CODE	WEIGHT	CASE		PALLET					COO	
				QTY	QTY	NJ	TX	IL	CA	GA		
6" CFL Housing												
 H272ICAT	IC Air-Tite, CFL 6" HOUSING 26W IC AIR-TITE COMPACT FLUORESCENT, ELECTRONIC BALLAST, 120V	622697900700	2.75	4	80							MX
 H272RICAT	IC Air-Tite Remodel, CFL 6" HOUSING 26W IC AIR-TITE COMPACT FLUORESCENT, REMODEL ELECTRONIC BALLAST, 120V	623961597527	2.4	6	144							MX
6" CFL Trim												
 171PS	Drop Opal Lens with Reflector - 171 6" TRIM SHOWERLIGHT DROP OPAL LENS WITH REFLECTOR - SOCKET SUPPORTING WET LOCATION & AIR-TITE LISTED WHITE TRIM WITH DROP OPAL LENS	662400130796	1.2	6	144							CN;MX
 270PS	Albalite Lens with Reflector - 270 6" TRIM SHOWERLIGHT TRIM WET LOCATION LISTED WHITE TRIM WITH FROSTED ALBALITE LENS AND REFLECTOR	623961524462	0.99	6	144							CN
 370W	Regressed Albalite Lens with White Baffle, CFL 6" TRIM REGRESSED ALBALITE LENS FOR COMPACT FLUORESCENT WITH WHITE BAFFLE	623961559020	0.52	6	108							CN
 470SC	Specular Reflector, CFL 6" TRIM REFLECTOR FOR COMPACT FLUORESCENT WHITE TRIM WITH CLEAR SPECULAR REFLECTOR	623961558986	0.577	6	288							CN
6" Halo H7 LED												
 ML7RAB	6" LED Accessory Adapter Band 6" LED RETROFIT ADAPTER BAND. ADAPTS HOUSINGS WITHOUT TORSION SPRING BRACKETS, 4-PACK	080083522842	1.721	6	160							MX;US







CATALOG NUMBER	DESCRIPTION	UPC CODE	WEIGHT	CASE		PALLET					COO	
				QTY	QTY	NJ	TX	IL	CA	GA		
6" LED Housing												
6" LED ICAT Housing												
 H750ICAT	6" LED HOUSING, IC AIR-TITE, FOR LISTED HALO LED MODULES	623961872655	2.25	6	120	•	•	•	•	•	•	MX
H2750ICAT	6" LED SHALLOW HOUSING, IC AIR-TITE, FOR LISTED HALO LED MODULES	080083618163	2.15	6	144	•	•	•	•	•	•	MX
6" LED ICAT Remodel Housing												
 H2750ICAT	6" LED HOUSING, IC AIR-TITE, REMODEL, FOR LISTED HALO LED MODULES	623961052248	1.55	6	144	•	•	•	•	•	•	MX
6" LED NON-IC Housing												
 H750T	6" LED HOUSING, NON-IC, FOR LISTED HALO LED MODULES	623961052224	1.428	6	120	•	•	•	•	•	•	MX
6" LED NON-IC Housing, Chicago Plenum, for Halo ML7 - 1200 Series LED Modules												
 H750TCP	6" LED HOUSING, NON-IC, CHICAGO PLENUM, FOR HALO ML7 - 600 & 900 SERIES LED MODULES	623961052231	0.6	6	120	•	•	•	•	•	•	MX
6" LED Firesafe New Construction												
H750FR2ICAT	6" FIRE SAFE NEW CONSTRUCTION HOUSING FOR LED INTEGRATED TRIMS OR MODULES	080083134021	7.21	4	80	•	•	•	•	•	•	CN

6" RLD6 Deep Baffle


RLD6												
RLD6069301EWH	56" RL DEEP BAFF, 600LM, 930, WH TRM, C&I	080083823642	1.32	6	180	•	•	•	•	•	•	CN

CATALOG NUMBER	DESCRIPTION	UPC CODE	WEIGHT	CASE QTY	PALLET QTY	NJ	TX	IL	CA	GA	COO
----------------	-------------	----------	--------	----------	------------	----	----	----	----	----	-----

6" ML56 LED Trim






	Shallow Baffle Trim 691WB	6" TRIM, "DEAD FRONT" SHALLOW WHITE POLYMER BAFFLE & TRIM	080083623983	0.722	6	300	•	•	•	•	CN
	Reflector Trim 692SC	6" TRIM, REFLECTOR, SPECULAR CLEAR, WHITE TRIM	080083624003	0.633	6	300	•	•	•	•	CN
	692W	6" TRIM, REFLECTOR, WHITE, WHITE TRIM	080083624041	0.733	6	300	•	•	•	•	CN
	692H	6" TRIM, REFLECTOR, HAZE, WHITE TRIM	080083634316	0.643	6	300	•	•	•	•	CN
	Baffle Trim 693BB	6" TRIM, BLACK BAFFLE, WHITE TRIM	080083624089	0.733	6	300				•	CN
	693TBZB	6" TRIM, TUSCAN BRONZE BAFFLE, TUSCAN BRONZE TRIM	080083624126	0.751	6	300		•		•	CN
	693WB	6" TRIM, WHITE BAFFLE, WHITE TRIM	080083634323	0.628	6	300	•	•	•	•	CN
	693SNB	6" TRIM, SATIN NICKEL BAFFLE, SATIN NICKEL TRIM	080083634330	0.667	6	300				•	CN
	693SNB-R	6" TRIM, SATIN NICKEL BAFFLE, SATIN NICKEL TRIM	080083624102	0.85	4	320				•	CN
	Eyeball Trim - 30 degree Tilt 694SNB	6" TRIM, LOW PROFILE EYEBALL, SATIN NICKEL	080083623259	1.097	6	300				•	CN
	694TBZB	6" TRIM, LOW PROFILE EYEBALL, TUSCAN BRONZE	080083626373	1.131	6	300				•	CN
	694WB	6" TRIM, LOW PROFILE EYEBALL, WHITE	080083634354	1.06	6	480				•	CN
	Wall Wash Trim 695WW	6" WALL WASH TRIM, SPECULAR CLEAR, REPOSITIONABLE KICK REFLECTOR	080083624140	0.794	6	240				•	CN
	Shallow Baffle Trim - 696WB 696WB	6" TRIM, SHALLOW WHITE BAFFLE, WHITE TRIM	080083624164	0.653	6	300				•	CN



6" RSQ6 Square LED Module

	RSQ6 RSQ6089271EMWWB	6" SQUARE LED RETROFIT TRIM, 800 LM, 2700K, 90CRI	080083824618	1.27	6	240				•	CN
	RSQ6089301EMWWB	6" SQUARE LED RETROFIT TRIM, 800 LM, 3000K, 90CRI	080083824632	1.27	6	240				•	CN
	RSQ6089351EMWWB	6" SQUARE LED RETROFIT TRIM, 800 LM, 3500K, 90CRI	080083824656	1.27	6	240				•	CN
	RSQ6089401EMWWB	6" SQUARE LED RETROFIT TRIM, 800 LM, 4000K, 90CRI	080083824670	1.27	6	240				•	CN
	RSQ6089FS1EMWWB	6" ALL-PURPOSE SQUARE LED MODULE, 90 CRI, SELECTABLE COLOR TEMP (2700K-5000K CCT), 800 LUMENS, WHITE	080083824694	1.27	6	240				•	CN

6" RSQ6 Square Trim

RSQ6 Square Trim RSQ6TRMMW	6" SQUARE TRIM, MATTE WHITE FLANGE AND SPLAY, FIELD PAINTABLE	080083841103	0.97	6	1800					•	CN
RSQ6TRMSNB	6" SQUARE TRIM, SATIN NICKEL FLANGE AND BAFFLE	080083841127	0.97	6	1800					•	CN
RSQ6TRMTBZB	6" SQUARE TRIM, TUCSON BRONZE FLANGE AND BAFFLE	080083841141	0.97	6	1800					•	CN





CATALOG NUMBER	DESCRIPTION	UPC CODE	WEIGHT	CASE		PALLET					COO			
				QTY	QTY	NJ	TX	IL	CA	GA				
ML56 LED Module														
5"/6" LED Module 600 Series														
	ML5606930	5" / 6" LED MODULE, UNV, 600 SERIES, 90CRI, 3000K	080083626496	1.953	6	252					•	•	MX	
	ML5606927	5" / 6" LED MODULE, UNV, 600 SERIES, 90CRI, 2700K	080083631087	1.301	6	288		•					MX	
	ML5606935	5" / 6" LED MODULE, UNV, 600 SERIES, 90CRI, 3500K	080083631100	1.714	6	288						•	MX	
	ML5606940	5" / 6" LED MODULE, UNV, 600 SERIES, 90CRI, 4000K	080083631124	1.714	6	288						•	MX	
	ML5606D2W930	5" / 6" LED MODULE, UNV, 600 SERIES, 90CRI, DIMTOWARM	080083757084	1.25	6	480						•	•	MX
5"/6" LED Module 900 Series														
	ML5609930	5" / 6" LED MODULE, UNV, 900 SERIES, 90CRI, 3000K	080083626519	1.65	6	252	•			•	•	•	•	MX
	ML5609927	5" / 6" LED MODULE, UNV, 900 SERIES, 90CRI, 2700K	080083631148	1.758	6	288						•		MX
	ML5609935	5" / 6" LED MODULE, UNV, 900 SERIES, 90CRI, 3500K	080083631162	1.65	6	252		•	•	•	•	•	•	MX
	ML5609940	5" / 6" LED MODULE, UNV, 900 SERIES, 90CRI, 4000K	080083631186	1.935	6	288							•	MX
	ML5609D2W930	5" / 6" LED MODULE, UNV, 900 SERIES, 90CRI, DIMTOWARM	080083757060	1.894	6	288							•	MX
	ML5609927-CA	5"/6" LED MODULE, UNV, 900 SERIES, 90CRI, 2700K, CALIFORNIA NON-E26	080083833870	1.758	6	288						•		MX
	ML5609930-CA	5"/6" LED MODULE, UNV, 900 SERIES, 90CRI, 3000K, CALIFORNIA NON-E26	080083833894	1.894	6	180						•		MX
	ML5609935-CA	5"/6" LED MODULE, UNV, 900 SERIES, 90CRI, 3500K, CALIFORNIA NON-E26	080083833917	1.619	6	288						•		MX
5"/6" LED Module 1200 Series														
	ML5612935	5"/6" LED MODULE, UNV, 1200 SERIES, 90CRI, 3500K	080083654802	2.3	6	288	•			•		•		MX
	ML5612940	5"/6" LED MODULE, UNV, 1200 SERIES, 90CRI, 4000K	080083654826	2.3	6	288	•					•	•	MX
	ML5612930	5"/6" LED MODULE, UNV, 1200 SERIES, 90CRI, 3000K	080083654789	2.3	6	252						•		MX
	ML5612927	5" / 6" LED MODULE, UNV, 1200 SERIES, 90CRI, 2700K	080083654765	2.3	6	336		•	•	•	•	•	•	MX
5" LED Accessory - TRM590WH														
	TRM590WH	5" LED ACCESSORY - OVERSIZE TRIM RING	080083624225	0.183	12	1080							•	CN
6" LED Accessory - TRM690WH														
	TRM690WH	6" LED ACCESSORY - OVERSIZE TRIM RING	080083624249	0.353	12	1152	•	•	•	•	•	•		CN
6" LED Accessory														
	WW695SC	6" LED ACCESSORY - WALL WASH KICK REFLECTOR	080083633180	0.05	12	2520							•	CN
Clip Kit for ML56														
	ML56CLIP	6" FRICTION CLIP KIT FOR ML56 LED MODULES	080083624195	0.434	12	1200	•						•	CN
Beam Forming Reflector														
	BFR56NFL	ML56-1200 / PD6LED BEAM FORMING REFLECTOR - NARROW FLOOD	080083691876	0.216	6	2700						•	•	CN

CATALOG NUMBER	DESCRIPTION	UPC CODE	WEIGHT	CASE QTY	PALLET QTY	NJ	TX	IL	CA	GA	COO
 Media Holder BFR56MH	ML56-1200 / PD6LED MEDIA HOLDER FOR BEAM FORMING REFLECTORS	080083691913	0.04	12	3024					•	CN
 Soft Focus Len L345SF	ACCESSORY 3.45 IN SOFT FOCUS LENS FOR ML56-1200 SERIES LED MODULES	080083691937	0.1	20	19200					•	CN






RA3 Retrofit Adjustable Downlight

3" RA3 RA3059FS1EWHR	3" RETROFIT ADJUSTABLE DOWNLIGHT, 90 CRI, 120V, SELECTABLE	080083130085	0.64	4	504					• •	 CN
--------------------------------	--	--------------	------	---	-----	--	--	--	--	-----	--



RA4 LED Retrofit Module

 Narrow Flood RA406930NFLWH	4" RETROFIT ADJUSTABLE LED MODULE, 90CRI, 120V, 3000 K, NARROW FLOOD, WHITE	080083693283	1.23	6	384	•		•	•	•	MX
	Very Wide Flood RA406930WH	4" RETROFIT ADJUSTABLE LED MODULE, 90CRI, 120V, 3000 K, VERY WIDE FLOOD, WHITE	080083693207	1.23	6	504	•	•	•	•	 MX
	RA406927WH	4" RETROFIT ADJUSTABLE LED MODULE, 90CRI, 120V, 2700 K, VERY WIDE FLOOD, WHITE	080083693184	1.23	6	504	•	•	•	•	 MX


RA56 LED Retrofit Module

 Narrow Flood RA5606927NFLWH	5/6" RETROFIT ADJUSTABLE LED MODULE, 90CRI, 120V, 2700 K, NARROW FLOOD, WHITE	080083693306	1.71	6	240					•	MX
	Very Wide Flood RA5606930WH	5/6" RETROFIT ADJUSTABLE LED MODULE, 90CRI, 120V, 3000 K, VERY WIDE FLOOD, WHITE	080083693245	2	6	240	•	•	•	•	 MX
	RA5606930NFLWH	5"/6" LED ADJUSTABLE GIMBAL, 90CRI, 3000K, WHITE, NARROW FLOOD	080083693320	1.46	6	180	•	•	•	•	 MX
	RA5606927WH	5/6" RETROFIT ADJUSTABLE LED MODULE, 90CRI, 120V, 2700 K, VERY WIDE FLOOD, WHITE	080083693221	1.46	6	270	•	•	•	•	 MX

RA4 SeleCCTable

RA4 RA4069S1EWHDMR	RA 4 IN. LED ADJUSTABLE GIMBAL WITH SELECTABLE CCT (2700K-5000K), WHITE DIRECT MOUNT	080083911325	1.61	4	392					• •	 CN
RA4069S1EWHR	4 INCH LED ADJUSTABLE GIMBAL, 90CRI, SELECTABLE CCT 2700K-5000K, WHITE	080083817849	0.98	4	420					• •	 CN

RA56 SeleCCTable

RA56 RA56069S1EWHR	5-INCH/6-INCH ALL-PURPOSE LED RETROFIT MODULE, 600 LUMENS, 90CRI, WHITE	080083817863	1.55	4	240					• •	 CN
RL56069S1EWHR-CA	5 7/8" ALL-PURPOSE RETROFIT LED MODULE WITH 600 NOMINAL LUMEN AND MATTE WHITE FINISH.	080083888146	0.93	4	300					•	CN

CATALOG NUMBER	DESCRIPTION	UPC CODE	WEIGHT	CASE QTY	PALLET QTY	PALLET					COO
						NJ	TX	IL	CA	GA	

RA6 SeleCCTable

6" RA6 Adjustable Gimbal

RL3059FS1EWHR	3-INCH ALL-PURPOSE RETROFIT LED MODULE, 500 LUMEN, 90 CRI, WITH WHITE FINISH	080083130047	0.64	4	504						CN
RA6069S1EWHDMR	RA 6 IN. LED ADJUSTABLE GIMBAL WITH SELECTABLE CCT (2700K-5000K), WHITE DIRECT MOUNT	080083911349	3.28	4	160						CN

RL4 LED

4" LED Retrofit



RL4069BLE40AWH	4" SMART BLUETOOTH LED RECESSED DOWNLIGHT WITH ADJUSTABLE COLOR TEMPERATURE (2700K-5000K), WHITE	080083809257	0.55	6	504						CN
RL460WH930PK	4" RETROFIT BAFFLE-TRIM LED MODULE, 120V, 90CRI, 3000 K, WHITE	080083690770	0.67	6	1008						MX
RL460WH927PK	4" RETROFIT BAFFLE-TRIM LED MODULE, 90CRI, 120V, 2700 K, WHITE	080083699445	0.5	6	336						MX
RL460WH940PK	4" RETROFIT BAFFLE-TRIM LED MODULE, 120V, 90CRI, 4000 K, WHITE	080083711925	0.5	6	540						CN
RL460WH935	4" RETROFIT BAFFLE-TRIM LED MODULE, 90CRI, 120V, 3500 K, WHITE	080083690558	0.5	4	768						CN
RL460WH950PK	4" RETROFIT BAFFLE-TRIM LED MODULE, 90CRI, 120V, 5000 K, WHITE	080083765911	0.5	4	588						CN
RL460WHZHA69	4" RETROFIT BAFFLE-TRIM LED MODULE, WIRELESS, ZHA, 120V, 90CRI, WHITE	080083788484	1.13	6	288						CN
RL460WH930PKBP	4" RETROFIT BAFFLE-TRIM LED MODULE, 120V, 90CRI, 3000 K, WHITE	080083808021	3.2	1	120						CN
RL4069S1EWHDM	4" RETROFIT BAFFLE-TRIM LED MODULE, 600 SERIES, 90CRI, CCT SELECTABLE, DIRECT MOUNT	080083858101	1.32	6	300						CN



Accessory

RL4TRMSN	RL4 DESIGNER TRIM, SATIN NICKEL	080083728398	0.65	6	882						CN
RL4TRMWH	RL4 DESIGNER TRIM, WHITE (PAINTABLE)	080083728435	0.29	6	882						CN
RL4TRMTBZ	RL4 DESIGNER TRIM, TUSCAN BRONZE	080083728411	0.65	6	882						CN
RL4TRMSNB	RL4 DESIGNER TRIM, SATIN NICKEL, BAFFLE	080083771561	0.65	6	1728						CN
RL4TRMTBZB	RL4 DESIGNER TRIM, TUSCAN BRONZE, BAFFLE	080083771585	0.65	6	1344						CN
RL4TRMWHB	RL4 DESIGNER TRIM, PAINTABLE WHITE, BAFFLE	080083771608	0.65	6	1344						CN

CLD SeleCCTable

CLD

CLD7089SWHR	7" LED SURFACE LIGHT, 800 LUMENS, SELECTABLE CCT, 90CRI, WHITE	080083856763	1.42	4	600						CN
-------------	--	--------------	------	---	-----	--	--	--	--	--	----

RL4 SeleCCTable and Dedicated

RL4

RL4069S1EWHR	4" RETROFIT LED MODULE, 120V, 600 LUMENS, 90CRI, SELECTABLE CCT, MATTE WHITE	080083818488	0.55	4	768						CN
RL4099S1EWHR	4" RETROFIT LED MODULE, 120V, 900 LUMENS, 90CRI, SELECTABLE CCT, MATTE WHITE	080083818501	0.55	4	576						CN

RL4 Dedicated

RL406WH930DMR	4" RL-DM, 3000K, 120V, DIRECT MOUNT LED DOWNLIGHT	080083858149	1.19	4	336						CN
---------------	---	--------------	------	---	-----	--	--	--	--	--	----

RL56 SeleCCTable

RL56

RL56129S1EWHR	5/6 RETROFIT BAFFLE-TRIM LED MODULE, 1200 LUMENS, 90CRI, CCT SELECTABLE"	080083818563	0.93	4	240						CN
RL6069S1EWHDM	6" RETROFIT BAFFLE-TRIM LED MODULE, 600 SERIES, 90CRI, CCT SELECTABLE, DIRECT MOUNT	080083858125	2.02	6	240						CN

CATALOG NUMBER	DESCRIPTION	UPC CODE	WEIGHT	CASE		PALLET				COO
				QTY	QTY	NJ	TX	IL	CA	

RL6 Dedicated

RL6 Dedicated

RL60WH6930DMR	6" RL-DM, 3000K, 120V, DIRECT MOUNT LED DOWNLIGHT	080083858163	1.46	4	240																CN
---------------	---	--------------	------	---	-----	--	--	--	--	--	--	--	--	--	--	--	--	--	--	--	----

RL4 Bluetooth Lumen Selectable

RL4 Bluetooth Lumen Selectable

RL4099BLE40AWH	4" SMART BLUETOOTH LED RECESSED DOWNLIGHT WITH ADJUSTABLE COLOR TEMPERATURE (2700K-5000K) AND LUMENS, WHITE	080083887415	0.42	4	576																		CN
----------------	---	--------------	------	---	-----	--	--	--	--	--	--	--	--	--	--	--	--	--	--	--	--	--	----

RL56 Bluetooth Lumen Selectable

L56 Bluetooth Lumen Selectable

RL56129BLE40AWH	5/6 IN. SMART LED TRIM WITH TUNABLE CCT AND SELECTABLE LUMENS	080083887439	0.66	4	240																			CN
-----------------	---	--------------	------	---	-----	--	--	--	--	--	--	--	--	--	--	--	--	--	--	--	--	--	--	----

RL56 LED




5"/6" LED Retrofit

RL56069BLE40AWH	5/6" SMART BLUETOOTH LED RECESSED DOWNLIGHT WITH ADJUSTABLE COLOR TEMPERATURE (2700K-5000K), WHITE	080083809233		1	6	300																			CN	
RL560WH6930R	5"/6" RETROFIT BAFFLE - TRIM LED MODULE, 90CRI, 3000K, MATTE WHITE	080083690565	0.93	4	300																					CN
RL560WH6940	5"/6" RETROFIT BAFFLE-TRIM LED MODULE, 120V, 90CRI, 4000 K, WHITE	080083710843	1.228	6	288																					CN
RL560WH9935	5"/6" RETROFIT BAFFLE-TRIM LED MODULE, 900 SERIES, 120V, 90CRI, 3500 K, WHITE	080083712557	1.24	6	240																					CN
RL560WH6950	5"/6" RETROFIT BAFFLE-TRIM LED MODULE, 120V, 90CRI, 5000 K, WHITE	080083766109	2.5	6	288																					CN
RL560WHZHA69	5"/6" RETROFIT BAFFLE-TRIM LED MODULE, WIRELESS, ZHA, 120V, 90CRI, WHITE	080083780266	1.45	6	240																					CN
RL56069S1EWHR	5"/6" RETROFIT BAFFLE-TRIM LED MODULE, 600 SERIES, 90CRI, CCT SELECTABLE"	080083818525	0.93	4	300																					CN
RL56099S1EWHR	5/6" RETROFIT BAFFLE-TRIM LED MODULE, 900 SERIES, 90CRI, CCT SELECTABLE	080083818549	0.93	4	360																					CN

5" LED Retrofit - Clip Kit

RL56CLIP	5"/6" FRICTION CLIP KIT FOR RL560 LED MODULES	080083623488	0.2	12	2160																					CN;MX
RL56TRMWHB	5/6" WHITE PAINTABLE TRIM RING, BAFFLE	080083771240	1.05	6	840																					CN










RL56 Designer Trim Satin Nickel



RL56TRMSN	RL56 DESIGNER TRIM, SATIN NICKEL	080083728459	1.05	6	600																					CN	
RL56TRMTBZ	RL56 DESIGNER TRIM, TUSCAN BRONZE	080083728671	1.05	6	600																						CN
RL56TRMWH	RL56 DESIGNER TRIM, WHITE (PAINTABLE)	080083728695	0.35	6	840																						CN
RL56TRMSNB	RL56 DESIGNER TRIM, SATIN NICKEL, BAFFLE	080083771202	1.05	6	840																						CN
RL56TRMTBZB	RL56 DESIGNER TRIM, TUSCAN BRONZE, BAFFLE	080083771226	1.05	6	840																						CN

5"/6" Halo Home Voice Alexa

RL56069B4AWHVA	HALO HOME VOICE ALEXA	080083905966	2.5	4	160																						CN
RL56069B4AWHVA-CA	HALO HOME VOICE T20 ALEXA	080083905980	2.5	4	160																						CN
RL56HVAHIWAC	HALO HOME VOICE W/ BRIDGE AND ACCESSORY KIT. ALEXA	080083905119	3.52	4	96																						CN
RL56HVAHWB1	HALO HOME VOICE W/ BRIDGE ALEXA	080083905133	3.2	4	96																						CN

SLD4 LED

CATALOG NUMBER	DESCRIPTION	UPC CODE	WEIGHT	CASE QTY	PALLET					COO	
					QTY	NJ	TX	IL	CA		GA
4" LED											
	SLD405830WH 4" SURFACE LED DOWNLIGHT, 120V, 80CRI, 3000K, WHITE	080083697564	1.24	6	540	•	•	•	•	•	MX
	SLD405930WH 4" SURFACE LED DOWNLIGHT, 120V, 90CRI, 3000K, WHITE	080083697601	1.2	6	360	•	•	•	•	•	MX
	SLD405830WHJB 4" SURFACE LED DOWNLIGHT, 120V, 80CRI, 3000K, WHITE, JUNCTION BOX MOUNT ONLY	080083705979	1.122	6	300	•	•	•	•	•	MX
	SLD405930WHJB 4" SURFACE LED DOWNLIGHT, 120V, 90CRI, 3000K, WHITE, JUNCTION BOX MOUNT ONLY	080083706013	1	6	630	•	•	•	•	•	MX
	SLD405927WHJB 4" SURFACE LED DOWNLIGHT, 120V, 90CRI, 2700K, WHITE, JUNCTION BOX MOUNT ONLY	080083706174	1.35	6	360	•	•	•	•	•	MX;US
	SLD405935WHJB 4" SURFACE LED DOWNLIGHT, 120V, 90CRI, 3500K, WHITE, JUNCTION BOX MOUNT ONLY	080083713905	1.35	6	360	•	•	•	•	•	MX;US
	SLD405940WHJB 4" SURFACE LED DOWNLIGHT, 120V, 90CRI, 4000K, WHITE, JUNCTION BOX MOUNT ONLY	080083713981	1.35	6	360	•	•	•	•	•	MX;US
	SLD405935WH 4" SURFACE LED DOWNLIGHT, 120V, 90CRI, 3500K, WHITE	080083714063	1.1	6	360	•	•	•	•	•	MX
	SLD405827WH 4" SURFACE LED DOWNLIGHT, 120V, 80CRI, 2700K, WHITE	080083697526	1.1	6	360	•	•	•	•	•	MX;US
	SLD405927WH 4" SURFACE LED DOWNLIGHT, 120V, 90CRI, 2700K, WHITE	080083706242	1.1	6	450	•	•	•	•	•	MX
	SLD405840WH 4" SURFACE LED DOWNLIGHT, 120V, 80CRI, 4000K, WHITE	080083714100	1.15	6	540	•	•	•	•	•	MX;US
	SLD405940WH 4" SURFACE LED DOWNLIGHT, 120V, 90CRI, 4000K, WHITE	080083714148	1.237	6	450	•	•	•	•	•	MX
	SLD405840WHJB 4" SURFACE LED DOWNLIGHT, 120V, 80CRI, 4000K, WHITE, JUNCTION BOX MOUNT ONLY	080083713943	1.35	6	432	•	•	•	•	•	MX
	SLD405835WHJB 4" SURFACE LED DOWNLIGHT, 120V, 80CRI, 3500K, WHITE, JUNCTION BOX MOUNT ONLY	080083713868	1.35	6	360	•	•	•	•	•	MX;US
	SLD405835WH 4" SURFACE LED DOWNLIGHT, 120V, 80CRI, 3500K, WHITE	080083714025	1.1	6	360	•	•	•	•	•	MX;US
	SLD405827WHJB 4" SURFACE LED DOWNLIGHT, 120V, 80CRI, 2700K, WHITE, JUNCTION BOX MOUNT ONLY	080083706211	1.133	1	300	•	•	•	•	•	MX
SLD4 Accessory Retrofit Hardware Kit											
	SLD4ACCKIT 4" SLD ACCESSORY RETROFIT HARDWARE KIT - TORSION SPRINGS & SCREWBASE ADAPTER	080083705498	0.15	6	900	•	•	•	•	•	MX
SLD4 Accessory Replacement J-Box Bracket											
	SLD4BRKT 4" SLD ACCESSORY REPLACEMENT J-BOX BRACKET	080083705504	0.15	1	6	•	•	•	•	•	US;MX
SLD4 Accessory Surface Extender											
	SLD4EXT 4" SLD ACCESSORY SURFACE EXTENDER	080083715671	0.7	6	480	•	•	•	•	•	CN
SLD4 Accessory Surface Box Adapter											
	SLD4RAD 4" SLD ACCESSORY ROUND & OCTAGON SURFACE BOX ADAPTER	080083715718	0.6	6	600	•	•	•	•	•	CN
Designer Trim Satin Nickel											
	SLD4TRMSN 4" SLD DESIGNER TRIM, SATIN NICKEL	080083715299	1	6	1080	•	•	•	•	•	CN
Designer Trim Tuscan Bronze											
	SLD4TRMTBZ 4" SLD DESIGNER TRIM, TUSCAN BRONZE	080083715312	0.3	6	1080	•	•	•	•	•	CN




CATALOG NUMBER	DESCRIPTION	UPC CODE	WEIGHT	CASE QTY	PALLET QTY	NJ	TX	IL	CA	GA	COO
 Designer Trim White SLD4TRMWH	4" SLD DESIGNER TRIM, WHITE (PAINTABLE)	080083724505	1	6	1080			•	•	•	CN
SLD6 LED											
	6" LED										
SLD606830WH	6" SURFACE LED DOWNLIGHT, 120V, 80CRI, 3000K, WHITE	080083697588	1.5	6	360	•	•	•	•	•	MX
SLD606930WH	6" SURFACE LED DOWNLIGHT, 120V, 90CRI, 3000K, WHITE	080083697625	1.5	6	300	•	•	•	•	•	MX
SLD606930WHJB	6" SURFACE LED DOWNLIGHT, 120V, 90CRI, 3000K, WHITE, JUNCTION BOX MOUNT ONLY	080083706037	1.6	6	300	•	•	•	•	•	MX
SLD606830WHJB	6" SURFACE LED DOWNLIGHT, 120V, 80CRI, 3000K, WHITE, JUNCTION BOX MOUNT ONLY	080083705993	1.253	6	300	•	•	•	•	•	MX
SLD606927WH	6" SURFACE LED DOWNLIGHT, 120V, 90CRI, 2700K, WHITE	080083706266	1.5	6	300						MX
SLD606827WHJB	6" SURFACE LED DOWNLIGHT, 120V, 80CRI, 2700K, WHITE, JUNCTION BOX MOUNT ONLY	080083706051	1.37	6	300			•	•		MX
SLD606940WH	6" SURFACE LED DOWNLIGHT, 120V, 90CRI, 4000K, WHITE	080083714162	1.5	6	300			•	•		MX
SLD606840WH	6" SURFACE LED DOWNLIGHT, 120V, 80CRI, 4000K, WHITE	080083714124	1.5	6	300			•	•		MX
SLD606835WH	6" SURFACE LED DOWNLIGHT, 120V, 80CRI, 3500K, WHITE	080083714049	1.5	6	300			•	•		MX
SLD606935WH	6" SURFACE LED DOWNLIGHT, 120V, 90CRI, 3500K, WHITE	080083714087	1.5	6	300			•	•		MX
SLD606827WH	6" SURFACE LED DOWNLIGHT, 120V, 80CRI, 2700K, WHITE	080083697540	1.5	6	360			•	•		MX
SLD606840WHJB	6" SURFACE LED DOWNLIGHT, 120V, 80CRI, 4000K, WHITE, JUNCTION BOX MOUNT ONLY	080083713967	1.6	6	300	•	•	•	•	•	MX
SLD606927WHJB	6" SURFACE LED DOWNLIGHT, 120V, 90CRI, 2700K, WHITE, JUNCTION BOX MOUNT ONLY	080083706198	1.83	6	288			•	•		MX
SLD606935WHJB	6" SURFACE LED DOWNLIGHT, 120V, 90CRI, 3500K, WHITE, JUNCTION BOX MOUNT ONLY	080083713929	1.83	6	300			•	•		MX;US
SLD606940WHJB	6" SURFACE LED DOWNLIGHT, 120V, 90CRI, 4000K, WHITE, JUNCTION BOX MOUNT ONLY	080083714001	1.83	6	300			•	•		MX;US
SLD606835WHJB	6" SURFACE LED DOWNLIGHT, 120V, 80CRI, 3500K, WHITE, JUNCTION BOX MOUNT ONLY	080083713882	1.6	6	288			•	•		MX
SLD612930WH	6" SURFACE LED DOWNLIGHT, 120V, 90CRI, 3000K, WHITE, 1200 SERIES	080083714223	1.5	6	300			•	•		MX
SLD612935WH	6" SURFACE LED DOWNLIGHT, 120V, 90CRI, 3500K, WHITE, 1200 SERIES	080083714261	1.5	6	360			•	•		MX
SLD612940WH	6" SURFACE LED DOWNLIGHT, 120V, 90CRI, 4000K, WHITE, 1200 SERIES	080083713745	1.5	6	300			•	•		MX
SLD612927WH	6" SURFACE LED DOWNLIGHT, 120V, 90CRI, 2700K, WHITE, 1200 SERIES	080083715275	1.5	6	300			•	•		MX
SLD612830WH	6" SURFACE LED DOWNLIGHT, 120V, 80CRI, 3000K, WHITE, 1200 SERIES	080083714209	1.5	6	300	•	•	•	•	•	MX
SLD612835WH	6" SURFACE LED DOWNLIGHT, 120V, 80CRI, 3500K, WHITE, 1200 SERIES	080083714247	1.5	6	300			•	•		MX
SLD612840WH	6" SURFACE LED DOWNLIGHT, 120V, 80CRI, 4000K, WHITE, 1200 SERIES	080083714285	1.5	6	300			•	•		MX
SLD612827WH	6" SURFACE LED DOWNLIGHT, 120V, 80CRI, 2700K, WHITE, 1200 SERIES	080083714186	1.5	6	300			•	•		MX
SLD612935WHUNVJB	6" SURFACE LED DOWNLIGHT, 120V-277V, 90CRI, 3500K, WHITE, 1200 SERIES, JBOX MOUNT ONLY	080083724826	1.51	6	288			•	•	•	MX
SLD612827WHUNVJB	6" SURFACE LED DOWNLIGHT, 120V-277V, 80CRI, 2700K, WHITE, 1200 SERIES, JBOX MOUNT ONLY	080083724727	2	6	360						MX
SLD612940WHUNVJB	6" SURFACE LED DOWNLIGHT, 120V-277V, 90CRI, 4000K, WHITE, 1200 SERIES, JBOX MOUNT ONLY	080083724864	2	6	300				•		MX
SLD612927WHUNVJB	6" SURFACE LED DOWNLIGHT, 120V-277V, 90CRI, 2700K, WHITE, 1200 SERIES, JBOX MOUNT ONLY	080083724741	2	6	300				•		MX
SLD612840WHUNVJB	6" SURFACE LED DOWNLIGHT, 120V-277V, 80CRI, 4000K, WHITE, 1200 SERIES, JBOX MOUNT ONLY	080083724840	2	6	288	•	•	•	•	•	MX
SLD612930WHUNVJB	6" SURFACE LED DOWNLIGHT, 120V-277V, 90CRI, 3000K, WHITE, 1200 SERIES, JBOX MOUNT ONLY	080083724789	2	6	300			•	•	•	MX
SLD612830WHUNVJB	6" SURFACE LED DOWNLIGHT, 120V-277V, 80CRI, 3000K, WHITE, 1200 SERIES, JBOX MOUNT ONLY	080083724765	2	6	432			•	•	•	MX
SLD612835WHUNVJB	6" SURFACE LED DOWNLIGHT, 120V-277V, 80CRI, 3500K, WHITE, 1200 SERIES, JBOX MOUNT ONLY	080083724802	2	6	384			•	•	•	MX

Ⓢ Indicates EISA Compliant Pulse Start Products Ⓜ Indicates MarketPro Product Country of Origin - as Indicated







CATALOG NUMBER	DESCRIPTION	UPC CODE	WEIGHT	CASE QTY	PALLET QTY	NJ	TX	IL	CA	GA	COO
 SLD6ACCKIT	SLD6 Accessory Retrofit Hardware Kit 6" SLD ACCESSORY RETROFIT HARDWARE KIT - TORSION SPRINGS & SCREWBASE ADAPTER	080083705474	0.18	6	1080					•	MX;US
 SLD6BRKT	SLD6 Accessory Replacement J-Box Bracket 6" SLD ACCESSORY REPLACEMENT J-BOX BRACKET	080083705481	0.13	6	900					•	MX;US
 SLD6EXT	SLD6 Accessory Surface Extender 6" SLD ACCESSORY SURFACE EXTENDER	080083715695	1	6	288			•		•	CN
 SLD6RAD	SLD6 Accessory Round and Octagon Surface Box Adapter 6" SLD ACCESSORY ROUND & OCTAGON SURFACE BOX ADAPTER	080083715732	1	6	288					•	CN
 SLD6SADPLT	SLD6 Accessory Square Surface Box Adapter 4" SLD ACCESSORY SQUARE SURFACE BOX ADAPTER FOR USE W/ SLD6RAD	080083725960	1	6	1800					•	CN;US
 SLD6TRMSN	Designer Trim Satin Nickel 6" SLD DESIGNER TRIM, SATIN NICKEL	080083715336	1	6	720			•	•	•	CN
 SLD6TRMTBZ	Designer Trim Tuscan Bronze 6" SLD DESIGNER TRIM, TUSCAN BRONZE	080083715350	1	6	720			•	•	•	CN
 SLD6TRMWH	Designer Trim White 6" SLD DESIGNER TRIM, WHITE (PAINTABLE)	080083724529	1	6	720			•		•	CN
SMD4 LED											
 SMD4R6950WH	4" LED 4" ROUND SURFACE MOUNT DOWNLIGHT, 600 LM, 90CRI, 5000K	080083766710	0.97	6	360				•	•	CN
SMD4S6950WH	4" SQUARE SURFACE MOUNT DOWNLIGHT, 600 LM, 90CRI, 5000K	080083766772	0.97	6	360				•	•	CN
SMD4S6940WH	4" SQUARE SURFACE MOUNT DOWNLIGHT, 600 LM, 90CRI, 4000K	080083766659	0.97	6	360				•	•	CN
SMD4R6930WH	4" ROUND SURFACE MOUNT DOWNLIGHT, 600 LM, 90CRI, 3000K	080083766352	0.97	6	630	•			•	•	 CN
SMD4R6927WH	4" ROUND SURFACE MOUNT DOWNLIGHT, 600 LM, 90CRI, 2700K	080083765416	0.97	6	360				•	•	CN
SMD4S6927WH	4" SQUARE SURFACE MOUNT DOWNLIGHT, 600 LM, 90CRI, 2700K	080083766291	0.97	6	360				•	•	CN
SMD4S6935WH	4" SQUARE SURFACE MOUNT DOWNLIGHT, 600 LM, 90CRI, 3500K	080083766536	0.97	6	300				•		CN
SMD4S6930WH	4" SQUARE SURFACE MOUNT DOWNLIGHT, 600 LM, 90CRI, 3000K	080083766413	0.97	6	360	•			•	•	CN
SMD4R6935WH	4" ROUND SURFACE MOUNT DOWNLIGHT, 600 LM, 90CRI, 3500K	080083766475	0.97	6	360				•	•	CN
SMD4R6940WH	4" ROUND SURFACE MOUNT DOWNLIGHT, 600 LM, 90CRI, 4000K	080083766598	0.97	6	630				•	•	CN







 Indicates EISA Compliant Pulse Start Products  Indicates MarketPro Product Country of Origin - as Indicated

Please reference the Cooper Lighting Stock Guide Terms and Conditions page. Pictures are a representation of product categories and may not illustrate the exact skus listed. Product information is subject to change without notice. Consult factory representative for additional information and inventory details. Visit www.cooperlighting.com for more product information.




CATALOG NUMBER	DESCRIPTION	UPC CODE	WEIGHT	CASE		PALLET					COO
				QTY	QTY	NJ	TX	IL	CA	GA	
SMD4-DM LED											
	4" LED										
SMD4R6935WHDM	4" ROUND SURFACE MOUNT DOWNLIGHT, 600 LM, 90CRI, 3500K, DIRECT MOUNT	080083766512	1.41	6	300						CN
SMD4R6930WHDM	4" ROUND SURFACE MOUNT DOWNLIGHT, 600 LM, 90CRI, 3000K, DIRECT MOUNT	080083766390	1.41	6	300	•	•	•	•	•	 CN
SMD4R6927WHDM	4" ROUND SURFACE MOUNT DOWNLIGHT, 600 LM, 90CRI, 2700K, DIRECT MOUNT	080083766277	1.41	6	300			•	•	•	CN
SMD4R6940WHDM	4" ROUND SURFACE MOUNT DOWNLIGHT, 600 LM, 90CRI, 4000K, DIRECT MOUNT	080083766635	1.41	6	300	•			•	•	CN
SMD4R6950WHDM	4" ROUND SURFACE MOUNT DOWNLIGHT, 600 LM, 90CRI, 5000K, DIRECT MOUNT	080083766758	1.41	6	300				•	•	CN
SMD4S6927WHDM	4" SQUARE SURFACE MOUNT DOWNLIGHT, 600 LM, 90CRI, 2700K, DIRECT MOUNT	080083766338	1.41	6	240			•		•	CN
SMD4S6930WHDM	4" SQUARE SURFACE MOUNT DOWNLIGHT, 600 LM, 90CRI, 3000K, DIRECT MOUNT	080083766451	1.41	6	300			•	•	•	 CN
SMD4S6935WHDM	4" SQUARE SURFACE MOUNT DOWNLIGHT, 600 LM, 90CRI, 3500K, DIRECT MOUNT	080083766574	1.41	6	300					•	CN
SMD4S6940WHDM	4" SQUARE SURFACE MOUNT DOWNLIGHT, 600 LM, 90CRI, 4000K, DIRECT MOUNT	080083766697	1.41	6	324					•	CN
SMD4S6950WHDM	4" SQUARE SURFACE MOUNT DOWNLIGHT, 600LM, 90CRI, 5000K, DIRECT MOUNT	080083766819	1.41	6	300				•	•	CN
Construction Plate for SMD4-DM											
SMD4PR12	ROUND CONSTRUCTION PLATE FOR SMD4-DM	080083817566	0.1	6	160				•		CN

SMD4 LED Trim

	SMD4 Square Paintable White										
SMD4STRMWH	4" SQUARE TRIM - PAINTABLE WHITE	080083777563	0.009	6	1470			•		•	CN
	SMD4 Square Satin Nickel										
SMD4STRMSN	4" SQUARE TRIM - SATIN NICKEL	080083777525	0.009	6	1512			•		•	CN
	SMD4 Square Tuscan Bronze										
SMD4STRMTBZ	4" SQUARE TRIM - TUSCAN BRONZE	080083777549	0.009	6	1620					•	CN
	SMD4 Round Paintable White										
SMD4RTRMWH	4" ROUND TRIM - PAINTABLE WHITE	080083777501	0.009	6	1764					•	CN
	SMD4 Round Satin Nickel										
SMD4RTRMSN	4" ROUND TRIM - SATIN NICKEL	080083777464	0.08	6	2016					•	CN
	SMD4 Round Tuscan Bronze										
SMD4RTRMTBZ	4" ROUND TRIM - TUSCAN BRONZE	080083777488	0.009	6	3024					•	CN

CATALOG NUMBER	DESCRIPTION	UPC CODE	WEIGHT	CASE QTY	PALLET QTY	NJ	TX	IL	CA	GA	COO
SMD6 LED											
	6" LED										
SMD6S6940WH	6" SQUARE SURFACE MOUNT DOWNLIGHT, 600 LM, 90CRI, 4000K	080083767595	1.8	6	240						CN
SMD6S6950WH	6" SQUARE SURFACE MOUNT DOWNLIGHT, 600 LM, 90CRI, 5000K	080083767830	1.8	6	240						CN
SMD6R6950WH	6" ROUND SURFACE MOUNT DOWNLIGHT, 600 LM, 90CRI, 5000K	080083767779	1.8	6	240						CN
SMD6S6935WH	6" SQUARE SURFACE MOUNT DOWNLIGHT, 600 LM, 90CRI, 3500K	080083767359	1.8	6	240						CN
SMD6S6930WH	6" SQUARE SURFACE MOUNT DOWNLIGHT, 600 LM, 90CRI, 3000K	080083767113	1.8	6	240						CN
SMD6R6935WH	6" ROUND SURFACE MOUNT DOWNLIGHT, 600 LM, 90CRI, 3500K	080083767298	1.8	6	300						CN
SMD6R6927WH	6" ROUND SURFACE MOUNT DOWNLIGHT, 600 LM, 90CRI, 2700K	080083765430	1.8	6	240						CN
SMD6S6927WH	6" SQUARE SURFACE MOUNT DOWNLIGHT, 600 LM, 90CRI, 2700K	080083766871	1.8	6	300						CN
SMD6R6940WH	6" ROUND SURFACE MOUNT DOWNLIGHT, 600 LM, 90CRI, 4000K	080083767533	1.8	6	240						CN
SMD6R6930WH	6" ROUND SURFACE MOUNT DOWNLIGHT, 600 LM, 90CRI, 3000K	080083767052	1.8	6	432						 CN
SMD6R12927WH	6" ROUND SURFACE MOUNT DOWNLIGHT, 1200 LM, 90CRI, 2700K	080083825400	1.96	6	360						CN
SMD6R12930WH	6" ROUND SURFACE MOUNT DOWNLIGHT, 1200 LM, 90CRI, 3000K	080083825424	1.96	6	360						 CN
SMD6R12940WH	6" ROUND SURFACE MOUNT DOWNLIGHT, 1200 LM, 90CRI, 4000K	080083825462	1.96	6	360						CN
SMD6R12950WH	6" ROUND SURFACE MOUNT DOWNLIGHT, 1200 LM, 90CRI, 5000K	080083825486	1.96	6	360						CN
SMD6S12927WH	6" SQUARE SURFACE MOUNT DOWNLIGHT, 1200 LM, 90CRI, 2700K	080083825509	1.96	6	360						CN
SMD6S12930WH	6" SQUARE SURFACE MOUNT DOWNLIGHT, 1200 LM, 90CRI, 3000K	080083825523	1.96	6	360						 CN
SMD6S12935WH	6" SQUARE SURFACE MOUNT DOWNLIGHT, 1200 LM, 90CRI, 3500K	080083825547	1.96	6	360						CN
SMD6S12940WH	6" SQUARE SURFACE MOUNT DOWNLIGHT, 1200 LM, 90CRI, 4000K	080083825561	1.96	6	360						CN
SMD6S12950WH	6" SQUARE SURFACE MOUNT DOWNLIGHT, 1200 LM, 90CRI, 5000K	080083825585	1.96	6	360						CN
SMD6R12927WHE	6" ROUND SURFACE MOUNT DOWNLIGHT, 1200 LM, 90CRI, 2700K, 120-277V	080083817603	1.96	6	450						CN
SMD6S12927WHE	6" SQUARE SURFACE MOUNT DOWNLIGHT, 1200 LM, 90CRI, 2700K, 120-277V	080083817702	1.96	6	450						CN
SMD6R12930WHE	6" ROUND SURFACE MOUNT DOWNLIGHT, 1200 LM, 90CRI, 3000K, 120-277V	080083817627	1.96	6	450						 CN
SMD6S12930WHE	6" SQUARE SURFACE MOUNT DOWNLIGHT, 1200 LM, 90CRI, 3000K, 120-277V	080083817726	1.96	6	450						 CN
SMD6R12940WHE	6" ROUND SURFACE MOUNT DOWNLIGHT, 1200 LM, 90CRI, 4000K, 120-277V	080083817665	1.96	6	450						CN
SMD6R12935WHE	6" ROUND SURFACE MOUNT DOWNLIGHT, 1200 LM, 90CRI, 3500K, 120-277V	080083817641	1.96	6	450						CN
SMD6R12950WHE	6" ROUND SURFACE MOUNT DOWNLIGHT, 1200 LM, 90CRI, 5000K, 120-277V	080083817689	1.96	6	450						CN
SMD6S12935WHE	6" SQUARE SURFACE MOUNT DOWNLIGHT, 1200 LM, 90CRI, 3500K, 120-277V	080083817740	1.96	6	450						CN
SMD6S12940WHE	6" SQUARE SURFACE MOUNT DOWNLIGHT, 1200 LM, 90CRI, 4000K, 120-277V	080083817764	1.96	6	450						CN
SMD6S12950WHE	6" SQUARE SURFACE MOUNT DOWNLIGHT, 1200 LM, 90CRI, 5000K, 120-277V	080083817788	1.96	6	450						CN

SMD6-DM LED

	6" LED										
SMD6R6935WHDM	6" ROUND SURFACE MOUNT DOWNLIGHT, 600 LM, 90CRI, 3500K, DIRECT MOUNT	080083767335	0.75	6	144						CN
SMD6R6930WHDM	6" ROUND SURFACE MOUNT DOWNLIGHT, 600 LM, 90CRI, 3000K, DIRECT MOUNT	080083767090	1.7	6	192						 CN
SMD6R6927WHDM	6" ROUND SURFACE MOUNT DOWNLIGHT, 600 LM, 90CRI, 2700K, DIRECT MOUNT	080083766857	0.75	6	192						CN
SMD6R6940WHDM	6" ROUND SURFACE MOUNT DOWNLIGHT, 600 LM, 90CRI, 4000K, DIRECT MOUNT	080083767571	0.75	6	144						CN
SMD6R6950WHDM	6" ROUND SURFACE MOUNT DOWNLIGHT, 600 LM, 90CRI, 5000K, DIRECT MOUNT	080083767816	0.75	6	192						CN
SMD6S6927WHDM	6" SQUARE SURFACE MOUNT DOWNLIGHT, 600 LM, 90CRI, 2700K, DIRECT MOUNT	080083766918	0.75	6	144						CN
SMD6S6930WHDM	6" SQUARE SURFACE MOUNT DOWNLIGHT, 600 LM, 90CRI, 3000K, DIRECT MOUNT	080083767151	0.75	6	144						 CN
SMD6S6940WHDM	6" SQUARE SURFACE MOUNT DOWNLIGHT, 600 LM, 90CRI, 4000K, DIRECT MOUNT	080083767632	0.75	6	240						CN
SMD6S6950WHDM	6" SQUARE SURFACE MOUNT DOWNLIGHT, 600LM, 90CRI, 5000K, DIRECT MOUNT	080083767878	0.75	6	144						CN

Construction Plate for SMD6-DM







SMD6PR12	ROUND CONSTRUCTION PLATE FOR SMD6-DM	080083817580	0.1	6	160						CN
----------	--------------------------------------	--------------	-----	---	-----	--	--	--	--	--	----

 Indicates EISA Compliant Pulse Start Products  Indicates MarketPro Product Country of Origin - as Indicated


Please reference the Cooper Lighting Stock Guide Terms and Conditions page. Pictures are a representation of product categories and may not illustrate the exact skus listed. Product information is subject to change without notice. Consult factory representative for additional information and inventory details. Visit www.cooperlighting.com for more product information.

CATALOG NUMBER	DESCRIPTION	UPC CODE	WEIGHT	CASE		PALLET					COO
				QTY	QTY	NJ	TX	IL	CA	GA	

SMD6 LED Trim

	SMD6 Square Paintable White SMD6STRMWH	6" SQUARE TRIM - PAINTABLE WHITE	080083777686	0.1	6	1050				•								CN
	SMD6 Square Satin Nickel SMD6STRMSN	6" SQUARE TRIM - SATIN NICKEL	080083777648	0.1	6	960												CN
	SMD6 Square Tuscan Bronze SMD6STRMTBZ	6" SQUARE TRIM - TUSCAN BRONZE	080083777662	0.1	6	960												CN
	SMD6 Round Paintable White SMD6RTRMWH	6" ROUND TRIM - PAINTABLE WHITE	080083777624	0.1	6	960					•							CN
	SMD6 Round Satin Nickel SMD6RTRMSN	6" ROUND TRIM - SATIN NICKEL	080083777587	0.1	6	960												CN
	SMD6 Round Tuscan Bronze SMD6RTRMTBZ	6" ROUND TRIM - TUSCAN BRONZE	080083777600	0.1	6	960												CN

6" GU24 Housing

	IC Air-Tite Remodel, GU24 H724RICATL	6" GU24 REMODEL HOUSING, IC AIR-TITE, GU24 CFL SELF-BALLAST LAMP INCLUDED	080083693498	2.1	6	120												MX
--	--	---	--------------	-----	---	-----	--	--	--	--	--	--	--	--	--	--	--	----

6" H7 Chicago Plenum Housing


	Non-IC H7TCP	6" HOUSING NON-IC 120V LINE VOLTAGE CHICAGO PLENUM CONSTRUCTION	662400133032	4.81	6	1200												MX
--	------------------------	---	--------------	------	---	------	--	--	--	--	--	--	--	--	--	--	--	----


CATALOG NUMBER	DESCRIPTION	UPC CODE	WEIGHT	CASE		PALLET					COO
				QTY	QTY	NJ	TX	IL	CA	GA	
6" LCR											
6" LCR All Purpose Module											
LCR6159FSE010MW	6? ALL- PURPOSE ROUND LED MODULE, 1500 LUMENS,90 CRI MINIMUM, FIELD SELECTABLE CCT,UNV 120 - 277V, 0-10V DIMMING,MATTE WHITE FINISH	080083890026	1.54	4	120						CN
LCR6219FSE010MW	6? ALL- PURPOSE ROUND LED MODULE, 2100 LUMENS,90 CRI MINIMUM, FIELD SELECTABLE CCT,UNV 120 - 277V, 0-10V DIMMING,MATTE WHITE FINISH	080083890040	1.54	4	120						CN
LCR6309FSE010MW	6? ALL- PURPOSE ROUND LED MODULE, 3000 LUMENS,90 CRI MINIMUM, FIELD SELECTABLE CCT,UNV 120 - 277V, 0-10V DIMMING,MATTE WHITE FINISH	080083890064	1.68	4	96						CN
LCR6TRMSC	6? SPECULAR DESIGNER TRIM	080083890361	0.11	6	2880						CN
LCR6TRMTBZ	6? TUSCAN BRONZE DESIGNER TRIM	080083890262	0.11	6	2880						CN
LCR6TRMAH	6? HAZE DESIGNER TRIM	080083890286	0.11	6	2880						CN
LCR6TRMWH	6? PAINTABLE WHITE DESIGNER TRIM	080083916306	0.11	6	2880						CN

8" LCR


8" LCR All Purpose Module											
LCR8309FSE010MW	8? ALL- PURPOSE ROUND LED MODULE, 3000 LUMENS,90 CRI MINIMUM, FIELD SELECTABLE CCT,UNV 120 - 277V, 0-10V DIMMING,MATTE WHITE FINISH	080083890088	2.01	4	128						CN
LCR8509FSE010MW	8? ALL- PURPOSE ROUND LED MODULE, 5000 LUMENS,90 CRI MINIMUM, FIELD SELECTABLE CCT,UNV 120 - 277V, 0-10V DIMMING,MATTE WHITE FINISH	080083890101	2.01	4	128						CN
LCR8TRMAH	8? HAZE DESIGNER TRIM	080083890408	0.24	6	1536						CN
LCR8TRMSC	8" SPECULAR DESIGNER TRIM	080083890422	0.24	6	1536						CN
LCR8TRMWH	8" PAINTABLE WHITE DESIGNER TRIM	080083916320	0.24	6	1536						CN
LCR8TRMTBZ	8" TUSCAN BRONZE DESIGNER TRIM	080083890385	0.24	6	1536						CN
LCR8809FSE010MW	8? ALL- PURPOSE ROUND LED MODULE, 8000 LUMENS,90 CRI MINIMUM, FIELD SELECTABLE CCT,UNV 120 - 277V, 0-10V DIMMING,MATTE WHITE FINISH	080083890125	2.01	4	128						CN


6" Low Voltage H7T & H7RT Retrofit Trim

	Low Voltage Adjustable Spot - 30 Degree Tilt										
	1412P	6" TRIM LOW VOLTAGE ADJUSTABLE SPOT WITH TRANSFORMER WHITE TRIM WITH BLACK BAFFLE & 30 DEGREE TILT	662400606055	0.91	6	192					
	1412W	6" TRIM LOW VOLTAGE ADJUSTABLE SPOT WITH TRANSFORMER WHITE TRIM WITH WHITE BAFFLE & 30 DEGREE TILT	662400606048	0.91	6	90					MX

	Low Voltage Slot Aperture - 30 Degree Tilt										
	1450P	6" TRIM LOW VOLTAGE ADJUSTABLE SLOT APERTURE 30 DEGREE TILT WITH TRANSFORMER WHITE TRIM & SLOT	662400132363	4.108	6	120					

6" Slope Ceiling Housing





	IC and IC Air-Tite											
	H47ICAT	6" HOUSING SLOPE CEILING IC AIR-TITE 120V LINE VOLTAGE	662400302070	4.3	4	48						MX
	H47ICT	6" HOUSING SLOPE CEILING IC INCANDESCENT	662400133315	0.91	4	32						MX
	H645456WKIT	7" ALLSLOPE IC AIR-TITE HOUSING WITH 456W WHITE TRIM KIT	080083622573	5.8	1	75						MX

	Non-IC										
	H47T	6" HOUSING SLOPE CEILING NON-IC 120V LINE VOLTAGE	662400133322	0.91	6	192					






	Non-IC Air-Tite										
	H645IC	6" HOUSING ALL-SLOPE CEILING IC AIR-TITE 120V LINE VOLTAGE	662400501473	4.45	4	40					

CATALOG NUMBER	DESCRIPTION	UPC CODE	WEIGHT	CASE						PALLET QTY	COO
				QTY	NJ	TX	IL	CA	GA		


HL6 Allslope LED System

	IC and IC Air-Tite HL612ICAT	6" ALLSLOPE LED IC AIR-TITE HOUSING, 120V-277V, DIMMABLE, FOR HLM69XX LIGHT ENGINES	080083716425	4.97	4	40								MX
	Non-IC Air-Tite HL618TAT	6" ALLSLOPE LED NON-IC AIR-TITE HOUSING, 120V-277V, DIMMABLE, FOR HLM69XX LIGHT ENGINES	080083716449	4.97	4	40								MX
	HL6 LED Lenses HL6WFL	6" ALLSLOPE LED ACCESSORY 55-DEGREE WIDE FLOOD LENS	080083716944	3.324	4	60								CN
	HL6NFL	6" ALLSLOPE LED ACCESSORY 25-DEGREE NARROW FLOOD LENS	080083716906	0.287	108	1296								CN
	HL6FL	6" ALLSLOPE LED ACCESSORY 40-DEGREE FLOOD LENS (1-INCLUDED WITH HLM69XX LIGHT ENGINES)	080083716920	0.122	6	2112								CN
	HL6 LED Light Engines HLM6930	6" ALLSLOPE LED LIGHT ENGINE, 90CRI, 3000K	080083716807	3.324	6	252								MX
	HLM6927	6" ALLSLOPE LED LIGHT ENGINE, 90CRI, 2700K	080083716784	3.324	6	216								MX
	HLM6940	6" ALLSLOPE LED LIGHT ENGINE, 90CRI, 4000K	080083716845	1.37	6	216								CN;MX
	HLM6935	6" ALLSLOPE LED LIGHT ENGINE, 90CRI, 3500K	080083716821	1.433	6	288								MX

6" Slope Ceiling Trim (H645, HL6 LED, H47 Housings)

	Specular Reflector (H645 and HL6 LED Slope Housings) 455SC	6" TRIM REFLECTOR TRIM FOR SLOPE CEILING WHITE TRIM WITH CLEAR SPECULAR REFLECTOR	662400679332	0.863	6	360								US
	455H	6" TRIM REFLECTOR TRIM FOR SLOPE CEILING WHITE TRIM WITH HAZE REFLECTOR	622697063719	0.642	6	360								US
	455TBZ	6" TRIM REFLECTOR FOR SLOPE CEILING WHITE RING WITH TUSCAN BRONZE REFLECTOR	080083716883	0.863	6	360								US
	455SN	6" TRIM REFLECTOR FOR SLOPE CEILING WHITE RING WITH SATIN NICKEL REFLECTOR	080083716869	0.863	6	360								CN;US
	Baffle - 456 (H645 and HL6 LED Slope Housings) 456W	6" TRIM BAFFLE TRIM FOR SLOPE CEILING WHITE TRIM WITH WHITE BAFFLE	662400676287	0.65	6	360								 CN
	456P	6" TRIM BAFFLE TRIM FOR SLOPE CEILING WHITE TRIM WITH BLACK BAFFLE	662400676270	0.871	6	360								US
	Baffle - 496 (H47 Slope Housings) 496W	6" TRIM BAFFLE WITH REFLECTOR - SLOPE CEILING TRIM WHITE TRIM WITH WHITE BAFFLE AND REFLECTOR	662400302803	1.363	4	144								MX;US
	Baffle - 498 (H47 Slope Housings) 498P	6" TRIM BAFFLE - SLOPE CEILING TRIM WHITE TRIM WITH BLACK COILEX BAFFLE	662400131717	1.05	4	160								US
	498W	6" TRIM BAFFLE - SLOPE CEILING TRIM WHITE TRIM WITH WHITE COILEX BAFFLE	662400167334	1.36	6	96								US

8 1/2" Square Housing

	Non-IC H1T	8 1/2" HOUSING SQUARE NON-IC INCANDESCENT	662400132820	2.6	6	72								MX
--	----------------------	---	--------------	-----	---	----	--	--	--	--	--	--	--	----

CATALOG NUMBER	DESCRIPTION	UPC CODE	WEIGHT	CASE PALLET					COO
				QTY	NJ	TX	IL	CA	

8 1/2" Square Trim



Albalite Lens

10P

8 1/2" TRIM SQUARE ALBALITE LENS

662400130031

0.91

12

576



CN

10 1/2" Square Incandescent Housing



Non-IC

H2T

10 1/2" HOUSING SQUARE NON-IC, INCANDESCENT

662400132844

1.639

6

72



MX

10 1/2" Square Trim (H2 & M200)



Albalite Lens

20P

10 1/2" TRIM SQUARE ALBALITE LENS, WHITE TRIM

080083860265


0.91

6

324



MX



Drop Diffuser

21GP

10 1/2 IN. SQUARE WHITE TRIM GLASS DROP DIFFUSER

080083860272

0.91

6

192



MX



Fresnel Lens

23P

11 5/8" TRIM SQUARE FRESNEL LENS, WHITE TRIM

662400130253

0.91

6

192



MX

Step & Wall Lights



Step Light IC - No Junction Box or Bar Hangers

H2920ICT

STEP LIGHT, IC, INCANDESCENT, WITH LOUVER FACE PLATE, NO JUNCTION BOX OR BAR HANGERS

662400135531

2.5

1

300



MX

BLD4 LED

4" LED

BLD406930WH

4" BACKLIT LED DOWNLIGHT, 600 LUMEN SERIES, 3000K, 120V

080083826667

0.8

6

720



CN

BLD406930WHR

4" BACKLIT LED DOWNLIGHT, 600 LUMEN SERIES, 3000K, 120V, WHITE

080083826742

0.8

4

500



CN

BLD4089SWH

4" BACKLIT LED DOWNLIGHT, 600 LUMEN SERIES, CCT SELECT, 120V

080083826681

0.9

6

432



CN

BLD4089SWHR

4" BACKLIT LED DOWNLIGHT, 800 LUMEN SELECTABLE 2700K-5000K, 120V

080083826766

0.9

4

560



CN

BLD4089BLE40AWH

4" BACKLIT LED DOWNLIGHT, 800 LUMEN SERIES, ADJUSTABLE CCT, 120V, BLUETOOTH

080083897162

0.628

4

600



CN

BLD6 LED

6" LED

BLD606930WHR

6 INCH, SURFACE MOUNT LED DOWNLIGHT, 3000K, 90 CRI, 700 LUMEN, 120V, 8.2 W, MATTE WHITE

080083826780

1.25

4

400



CN

BLD6089SWHR

6" BACKLIT LED DOWNLIGHT, 800 LUMENS SELECTABLE, 2700K-5000K, 120V

080083826803

1.2

4

320



CN

BLD6089BLE40AWH

6" BACKLIT LED DOWNLIGHT, 800 LUMEN SERIES, ADJUSTABLE CCT SELECT, 120V, BLUETOOTH

080083897186

0.95

4

400



CN

CATALOG NUMBER	DESCRIPTION	UPC CODE	WEIGHT	CASE QTY	PALLET				COO	
					NJ	TX	IL	CA GA		
HL4										
<i>HL4 Mounting Frame</i>										
HL4RSMF	4" ROUND AND SQUARE MOUNTING FRAME	080083876167	0.85	6	180	•				MX

HL6										
<i>HL6 Mounting Frame</i>										
HL6RSMF	6" ROUND AND SQUARE MOUNTING FRAME	080083876181	0.85	6	180			•	•	MX

HLA Semi Recessed Adjustable Gimbal Module

HLA Round

HLA406VWFL9FS1EMWR	4-INCH ROUND LED DIRECTIONAL WITH REMOTE DRIVER / JUNCTION BOX WITH SELECTABLE COLOR TEMP (2700K-5000K)	080083863600	2.08	6	576			•	•	CN
HLA406FL9FS1EMWR	4" FIELD SELECTABLE ADJUSTABLE ROUND DIRECTIONAL, 600LM, MATTE WHITE	080083882960	2.08	6	504			•	•	CN
HLA305FL9271EMWR	3 " LED ROUND DIRECTIONAL DOWNLIGHT WITH REMOTE DRIVER / JUNCTION BOX, 500 LUMENS, 90 CRI 2700K CCT,120V	080083882663	0.99	6	672			•	•	CN

HLA Square

HLA4S06VWFL9FS1EMWR	4-INCH SQUARE LED DIRECTIONAL WITH REMOTE DRIVER / JUNCTION BOX WITH SELECTABLE COLOR TEMP (2700K-5000K)	080083863624	2.08	6	504			•	•	CN
HLA4S06FL9FS1EMWR	4" FIELD SELECTABLE ADJUSTABLE SQUARE DIRECTIONAL, 600LM, MATTE WHITE	080083882946	2.08	6	504			•	•	CN
HLA3S05FL9271EMWR	3 " LED SQUARE DIRECTIONAL DOWNLIGHT WITH REMOTE DRIVER / JUNCTION BOX, 500 LUMENS, 90 CRI 2700K CCT,120V	080083882724	0.99	6	672			•	•	CN
HLA3S05FL9301EMWR	3 " LED SQUARE DIRECTIONAL DOWNLIGHT WITH REMOTE DRIVER / JUNCTION BOX, 500 LUMENS, 90 CRI 3000K CCT,120V	080083882748	0.99	6	672			•	•	CN

HLA Decorative Trims

HLA4STRMTBZ	4? SQUARE DECORATIVE OVERLAY, TUSCAN BRONZE	080083875146	0.12	6	6720			•	•	CN
HLA4STRMMW	4? SQUARE DECORATIVE OVERLAY, MATTE WHITE	080083875108	0.12	6	6720			•	•	CN
HLA4STRMSN	4? SQUARE DECORATIVE OVERLAY, SATIN NICKEL	080083875122	0.12	6	6720			•	•	CN

HLB Ultra Thin Direct Mount

HLB3 Square

HLB3STRMTBZ	3 IN. SQUARE DECORATIVE OVERLAY, TUSCAN BRONZE	080083879168	0.09	6	5940			•	•	CN
HLB3STRMSN	3 IN. SQUARE DECORATIVE OVERLAY, SATIN NICKEL	080083879144	0.09	6	5940			•	•	CN
HLB3STRMMW	3 IN. SQUARE DECORATIVE OVERLAY, MATTE WHITE	080083879120	0.09	6	5940			•	•	CN
HLB3SOTMW	3 IN. SQUARE OVERSIZED TRIM, MATTE WHITE	080083879106	0.13	6	1980			•	•	CN
HLB3S059301EMWR	3" LED SQUARE LENS DOWNLIGHT WITH REMOTE DRIVER/JUNCTION BOX, 500LM, 3000K, WHITE	080083879021	0.38	6	720			•	•	CN
HLB3S059401EMWR	3" LED SQUARE LENS DOWNLIGHT WITH REMOTE DRIVER/JUNCTION BOX, 500LM, 4000K, WHITE	080083879069	0.38	6	720			•	•	CN
HLB3S059351EMWR	3" LED SQUARE LENS DOWNLIGHT WITH REMOTE DRIVER/JUNCTION BOX, 500LM, 3500K, WHITE	080083879045	0.38	6	720			•	•	CN
HLB3S059271EMWR	3" LED SQUARE LENS DOWNLIGHT WITH REMOTE DRIVER/JUNCTION BOX, 500LM, 2700K, WHITE	080083879007	0.38	6	720			•	•	CN

CATALOG NUMBER	DESCRIPTION	UPC CODE	WEIGHT	CASE QTY	PALLET					COO	
					NJ	TX	IL	CA	GA		
HLB3 Round											
HLB06FSEC	6 FT. PLENUM RATED FIELD SELECTABLE EXTENSION CABLE	080083876266	1	80	5760				•	•	CN
HLB12FSEC	12 FT. PLENUM RATED FIELD SELECTABLE EXTENSION CABLE	080083876280	2	40	2880				•	•	CN
HLB20FSEC	20 FT. PLENUM RATED FIELD SELECTABLE EXTENSION CABLE	080083876303	3.33	30	2160				•	•	CN
HLB06EC	6 FT. PLENUM RATED EXTENSION CABLE	080083876204	1	80	5760				•	•	CN
HLB12EC	12 FT. PLENUM RATED EXTENSION CABLE	080083876228	2	40	2880				•	•	CN
HLB20EC	20 FT. PLENUM RATED EXTENSION CABLE	080083876242	3.33	30	2160				•	•	CN
HLB3RTRMTBZ	3 IN. ROUND DECORATIVE OVERLAY, TUSCAN BRONZE	080083879243	0.09	6	5940				•	•	CN
HLB3RTRMSN	3 IN. ROUND DECORATIVE OVERLAY, SATIN NICKEL	080083879229	0.09	6	5940				•	•	CN
HLB3RTRMMW	3 IN. ROUND DECORATIVE OVERLAY, MATTE WHITE	080083879205	0.09	6	5940				•	•	CN
HLB3ROTMW	3 IN. ROUND OVERSIZED TRIM, MATTE WHITE	080083879182	0.13	6	1980				•	•	CN
HLB3059401EMWR	3" LED LENS DOWNLIGHT WITH REMOTE DRIVER/JUNCTION BOX, 500LM, 4000K, WHITE	080083878963	0.38	6	720				•	•	CN
HLB3059351EMWR	3" LED LENS DOWNLIGHT WITH REMOTE DRIVER/JUNCTION BOX, 500LM, 3500K, WHITE	080083878949	0.38	6	672				•	•	CN
HLB3059301EMWR	3" LED LENS DOWNLIGHT WITH REMOTE DRIVER/JUNCTION BOX, 500LM, 3000K, WHITE	080083878925	0.38	6	576	•			•	•	CN
HLB3059271EMWR	3" LED LENS DOWNLIGHT WITH REMOTE DRIVER/JUNCTION BOX, 500LM, 2700K, WHITE	080083878901	0.38	6	720				•	•	CN
HLB4 Round											
HLB4069FS1EMWR	4IN. ROUND LED DIRECT MOUNT WITH SELECTABLE CCT (2700K-5000K)	080083848140	1.2	6	864	•			•	•	CN
HLB4069FSE010MWR	4IN. ROUND LED DIRECT MOUNT WITH SELECTABLE CCT (2700K-5000K),120-277V	080083912261	0.66	6	756				•	•	CN
HLB4069301EMWR	4 IN. WHITE ROUND INTEGRATED LED RECESSED LIGHT DIRECT MOUNT KIT, 3000K, 90CRI, (NO CAN NEEDED)	080083863242	1.2	6	756				•	•	CN
HLB4069401EMWR	4 IN. WHITE ROUND INTEGRATED LED RECESSED LIGHT DIRECT MOUNT KIT, 4000K, 90CRI, (NO CAN NEEDED)	080083863266	1.2	6	756				•	•	CN
HLB4RTRMSN	4" ROUND DECORATIVE OVERLAY, SATIN NICKEL	080083862504	0.12	6	6720				•	•	CN
HLB4RTRMMW	4" ROUND DECORATIVE OVERLAY, MATTE WHITE	080083862481	0.12	6	6720				•	•	CN
HLB4ROTMW	4" ROUND OVERSIZED TRIM, MATTE WHITE	080083862467	0.17	6	3960				•	•	CN
HLB4RTRMTBZ	4" ROUND DECORATIVE OVERLAY, TUSCAN BRONZE	080083862528	0.12	6	6720				•	•	CN
HLB4 Square											
HLB4S069301EMWR	4 IN. WHITE SQUARE INTEGRATED LED RECESSED LIGHT DIRECT MOUNT KIT, 3000K, 90CRI, (NO CAN NEEDED)	080083863280	0.94	6	756				•	•	CN
HLB4S069FSE010MWR	4IN. SQUARE LED DIRECT MOUNT WITH SELECTABLE CCT (2700K-5000K),120-277V	080083912308	0.71	6	432				•	•	CN
HLB4S069401EMWR	4 IN. WHITE SQUARE INTEGRATED LED RECESSED LIGHT DIRECT MOUNT KIT, 4000K, 90CRI, (NO CAN NEEDED)	080083873463	1.2	6	864				•	•	CN
HLB4S069FS1EMWR	4 IN. WHITE SQUARE INTEGRATED LED RECESSED LIGHT DIRECT MOUNT KIT WITH SELECTABLE CCT (2700K-5000K), (NO CAN NEEDED)	080083863303	1.2	6	1344				•	•	CN
HLB4STRMSN	4" SQUARE DECORATIVE OVERLAY, SATIN NICKEL	080083862580	0.12	6	6720				•	•	CN
HLB4STRMTBZ	4" SQUARE DECORATIVE OVERLAY, TUSCAN BRONZE	080083862283	0.12	6	6720				•	•	CN
HLB4SOTMW	4" SQUARE OVERSIZED TRIM, MATTE WHITE	080083873524	0.17	6	3960				•	•	CN
HLB4STRMMW	4" SQUARE DECORATIVE OVERLAY, MATTE WHITE	080083862665	0.12	6	6720				•	•	CN
HLB4SP069301EMWR	4 " LED SQUARE LENS ROUND CEILING WITH REMOTE DRIVER / JUNCTION BOX, 600 LUMENS, 90 CRI 3000K CCT,120V	080083908820	0.49	6	672				•	•	CN
HLB4SP069401EMWR	4 " LED SQUARE LENS ROUND CEILING WITH REMOTE DRIVER / JUNCTION BOX, 600 LUMENS, 90 CRI 4000K CCT,120V	080083908844	0.49	6	672				•	•	CN
HLB4SP069FS1EMWR	4 " LED SQUARE LENS ROUND CEILING WITH REMOTE DRIVER / JUNCTION BOX, 600 LUMENS, 90 CRI CCT SELECTABLE, 120V	080083909667	0.49	6	672				•	•	CN

CATALOG NUMBER	DESCRIPTION	UPC CODE	WEIGHT	CASE		PALLET					COO	
				QTY	QTY	NJ	TX	IL	CA	GA		
HLB6 Round												
HLB6099FSE010MWR	6IN. ROUND LED DIRECT MOUNT WITH SELECTABLE CCT (2700K-5000K)	080083912285	0.91	6	450				•	•		CN
HLB6099FS1EMWR	6IN. ROUND LED DIRECT MOUNT WITH SELECTABLE CCT (2700K-5000K)	080083848164	1.55	6	648	•		•		•		CN
HLB6099301EMWR	6 IN. WHITE ROUND INTEGRATED LED RECESSED LIGHT DIRECT MOUNT KIT, 3000K, 90CRI, (NO CAN NEEDED)	080083863327	1.55	6	648				•	•		CN
HLB6099401EMWR	6 IN. WHITE ROUND INTEGRATED LED RECESSED LIGHT DIRECT MOUNT KIT, 4000K, 90CRI, (NO CAN NEEDED)	080083863341	1.55	6	648				•	•		CN
HLB6RTRMMW	6" ROUND DECORATIVE OVERLAY, MATTE WHITE	080083862306	0.2	6	2112				•	•		CN
HLB6ROTMW	6" ROUND OVERSIZED TRIM, MATTE WHITE	080083862320	0.2	6	2640				•	•		CN
HLB6RTRMSN	6" ROUND DECORATIVE OVERLAY, SATIN NICKEL	080083862344	0.2	6	2880				•	•		CN
HLB6RTRMTBZ	6" ROUND DECORATIVE OVERLAY, TUSCAN BRONZE	080083863167	0.2	6	2112				•	•		CN
HLB6 Square												
HLB6S099301EMWR	6 IN. WHITE SQUARE INTEGRATED LED RECESSED LIGHT DIRECT MOUNT KIT, 3000K, 90CRI, (NO CAN NEEDED)	080083863365	1.6	6	432				•	•		CN
HLB6S099401EMWR	6 IN. WHITE SQUARE INTEGRATED LED RECESSED LIGHT DIRECT MOUNT KIT, 4000K, 90CRI, (NO CAN NEEDED)	080083873487	1.6	6	324				•	•		CN
HLB6S099FSE010MWR	6 IN. WHITE SQUARE INTEGRATED LED RECESSED LIGHT DIRECT MOUNT KIT WITH SELECTABLE CCT (2700K-5000K), (NO CAN NEEDED)	080083912322	0.96	6	360				•	•		CN
HLB6S099FS1EMWR	6 IN. WHITE SQUARE INTEGRATED LED RECESSED LIGHT DIRECT MOUNT KIT WITH SELECTABLE CCT (2700K-5000K), (NO CAN NEEDED)	080083863389	1.6	6	540				•	•		CN
HLB6STRMMW	6" SQUARE DECORATIVE OVERLAY, MATTE WHITE	080083863181	0.2	6	2112				•	•		CN
HLB6STRMSN	6" SQUARE DECORATIVE OVERLAY, SATIN NICKEL	080083863204	0.2	6	2112				•	•		CN
HLB6STRMTBZ	6" SQUARE DECORATIVE OVERLAY, TUSCAN BRONZE	080083863228	0.2	6	2112				•	•		CN
HLB6SOTMW	6" SQUARE OVERSIZED TRIM, MATTE WHITE	080083873500	0.2	6	2640				•	•		CN
HLB Designer Trims												
HLB4SPTRMMW	4? SQUARE PIN DECORATIVE OVERLAY, MATTE WHITE	080083909681	0.12	6	6720				•	•		CN
HLB4SPTRMSN	4? SQUARE PIN DECORATIVE OVERLAY, SATIN NICKEL	080083909704	0.12	6	6720				•	•		CN
HLB4SPTRMTBZ	4? SQUARE PIN DECORATIVE OVERLAY, TUSCAN BRONZE	080083909728	0.12	6	6720				•	•		CN

HLBSL Smooth Lens Downlight

HLBSL												
HLBSL4069FS461EMWR	4-INCH LED SMOOTH LENS DOWNLIGHT WITH PLASTIC HOUSING AND REMOTE DRIVER / JUNCTION BOX	080083912384	0.51	4	576				•	•		CN
HLBSL4069FS231EMWR	4-INCH LED SMOOTH LENS DOWNLIGHT WITH PLASTIC HOUSING AND REMOTE DRIVER / JUNCTION BOX WITH SELECTABLE CCT (2700K-3500K)	080083912346	0.51	4	576				•	•		CN
HLBSL4069FS351EMWR	4-INCH LED SMOOTH LENS DOWNLIGHT WITH PLASTIC HOUSING AND REMOTE DRIVER / JUNCTION BOX WITH SELECTABLE CCT (3000K-5000K)	080083916368	0.51	4	576				•	•		CN
HLBSL6099FS461EMWR	6-INCH LED SMOOTH LENS DOWNLIGHT WITH PLASTIC HOUSING AND REMOTE DRIVER / JUNCTION BOX	080083912407	0.76	4	600				•	•		CN
HLBSL6099FS231EMWR	6-INCH LED SMOOTH LENS DOWNLIGHT WITH PLASTIC HOUSING AND REMOTE DRIVER / JUNCTION BOX WITH SELECTABLE CCT (2700K-3500K)	080083912360	0.76	4	600				•	•		CN
HLBSL6099FS351EMWR	6-INCH LED SMOOTH LENS DOWNLIGHT WITH PLASTIC HOUSING AND REMOTE DRIVER / JUNCTION BOX WITH SELECTABLE CCT (3000K-5000K)	080083916382	0.76	4	600				•	•		CN

CATALOG NUMBER	DESCRIPTION	UPC CODE	WEIGHT	CASE		PALLET					COO	
				QTY	QTY	NJ	TX	IL	CA	GA		
HLC LED												
4" LED												
HLC4079301EWH-6BP	4" LED SURFACE LIGHT, 750LM, 3000K, WHITE, 6 BULK PACK	080083896387	3.53	1	180							CN
HLC4079401EWH-6BP	4" LED SURFACE LIGHT, 750LM, 4000K, WHITE, 6 BULK PACK	080083896400	3.53	1	180							CN
HLC4079501EWH-6BP	4" LED SURFACE LIGHT, 750LM, 5000K, WHITE, 6 BULK PACK	080083896424	3.53	1	150							CN
HLC4079301EWH-12BP	4" LED SURFACE LIGHT, 750 LUMENS, 90 CRI, 3000K CCT, 120V, MATTE WHITE, QTY 12 BULK PACK	080083884704	10.37	1	90							CN

6" LED												
HLC6099301EWH-6BP	6" LED SURFACE LIGHT, 900LM, 3000K, WHITE, 6 BULK PACK	080083896448	4.39	1	100							CN
HLC6099401EWH-6BP	6" LED SURFACE LIGHT, 900LM, 4000K, WHITE, 6 BULK PACK	080083896462	4.39	1	125							CN
HLC6099501EWH-6BP	6" LED SURFACE LIGHT, 900LM, 5000K, WHITE, 6 BULK PACK	080083896486	4.39	1	100							CN
HLC6099301EWH-12BP	6" LED SURFACE LIGHT, 900 LUMENS, 90 CRI, 3000K CCT, 120V, MATTE WHITE, QTY 12 BULK PACK	080083884728	16.22	1	60							CN

Accessories

Anyplace Switch												
HHA19HWAS1BLE-2PK	BLUETOOTH DIMMER WITH SMART LAMPS DIMMING KIT, ADJUSTABLE CCT 2700K-5000K	080083885329	1.19	2	336							CN
HWAS1BLE40AWH	BLE 4.0 ANYPLACE SWITCH, GEN 1 WH	080083811182	0.49	4	672							CN

Dimmers												
HIWAC1BLE40ABL	HALO IN-WALL ACCESSORY DIMMER,BLUETOOTH LOW ENERGY 4.0,BLACK FINISH	080083852260	0.44	4	1792							CN
HIWAC1BLE40ALA	HALO IN-WALL ACCESSORY DIMMER,BLUETOOTH LOW ENERGY 4.0,LIGHT ALMOND	080083852307	0.44	4	1792							CN
HIWAC1BLE40AWH	BT, WIRELESS INWALL ACCES DMR, WH	080083826544	0.473	4	2220							CN
HIWMA1BLE40ABL	HALO IN-WALL SMART DIMMER,BLUETOOTH LOW ENERGY 4.0,BLACK FINISH	080083852185	0.44	4	1792							CN
HIWMA1BLE40ALA	HALO IN-WALL SMART DIMMER,BLUETOOTH LOW ENERGY 4.0,LIGHT ALMOND	080083852284	0.44	4	1792							CN
HIWMA1BLE40AWH	BT, WIRELESS INWALL DIMMER, WH	080083826520	0.473	4	1920							CN
HWP1BLE40AWH	PLUG-IN LAMP DIMMER, BLUETOOTH	080083826506	0.86	4	1920							CN

Gasket Kit												
GA-ATTRIM-6PK	6" TRIM GASKETS, 6-PACK H7 AIR-TITE TRIM GASKET KIT - MEETS CALIFORNIA AIR TIGHT TRIM GASKETING REQUIREMENT	623961392450	0.129	24	1152							CN






Internet Access Bridge												
HHA19HWB1BLE-2PK	BRIDGE WITH SMART LAMPS DIMMING KIT, ADJUSTABLE CCT 2700K-5000K	080083885305	1.19	2	336							CN
HWB1BLE40AWH	BLUETOOTH ENABLED 4.0 SMART INTERNET ACCESS BRIDGE FOR HOME, WHITE	080083811168	1.34	4	576							CN

LCR Mounting Frame												
HL8RSMF	8? NEW CONSTRUCTION MOUNTING FRAME	080083890460	0.258	6	240							CN



LED Accessory - Screwbase Adapter												
HE26LED	E26 MEDIUM SCREWBASE TO T24 LED ADAPTER, SINGLE PACK	080083577019	0.03	8	1200							MX
HE26LED24PK	E26 MEDIUM SCREWBASE TO T24 LED ADAPTER, BULK PACK 24PCS.	080083582440	0.38	24	2304							MX

Lens Replacement												
G-951	REPLACEMENT GLASS LENS FOR HALO 951 SERIES	622697349202	0.34	1	120							CN

CATALOG NUMBER	DESCRIPTION	UPC CODE	WEIGHT	CASE QTY	PALLET QTY	NJ	TX	IL	CA	GA	COO	
Multi-Room Scene Keypad												
HIWSKA1BLE40AWH	MULTI-ROOM SCENE KEYPAD HARDWIRED WITH BLUETOOTH	080083859962	0.41	4	1920				•	•		
HIWSKB1BLE40AWH	MULTI-ROOM SCENE KEYPAD	080083859986	0.41	4	1728				•	•		
Enlarge Trim Ring												
	OT400P	OVERSIZED WHITE METAL TRIM RING. MAY BE USED BEHIND HALO ML7 LED AND ALL-PRO RL7 LED TRIM RINGS.	662400136507	0.46	12	1344	•	•	•	•	•	MX
	OT403P	OVERSIZED WHITE PLASTIC TRIM RING. FOR USE WHEN CEILING OPENING IS CUT TOO LARGE.	662400136514	0.91	6	192	•	•	•	•	•	MX
	OT460P	OVERSIZED WHITE METAL TRIM RING COMPATIBLE WITH 466, 468 AND 480 TRIMS.	662400136538	0.91	6	192				•	MX	
	OT500P	OVERSIZE TRIM RING FOR STRAIGHT PRECISION SIDED H5 FAMILY TRIM	623961651830	0.261	12	1080				•	CN	
	OT999P	OVERSIZE TRIM RING	662400163572	0.91	6	192			•	•	MX	
	OTL3MW	3-INCH, ROUND OVERSIZED TRIM RING, WHITE	080083851911	0.18	6	1260			•	•	CN	
	OTLS3MW	3-INCH, SQUARE OVERSIZED TRIM RING, WHITE	080083853779	0.18	6	1260			•	•	CN	
Replacement Coil Springs												
	RS7H	REPLACEMENT COIL SPRINGS FOR USE WITH TRIMS - BLISTER PACK OF 4	662400610182	0.05	6	5508			•	•	CN	
Smart Bulb A19												
	HHA19089BLE40A	HALO HOME A19 LAMP WITH TUNABLE CCT (2700K-5000K), 800 LUMEN SERIES	080083885268	0.295	4	1536			•	•		
	HHA19089BLE40A-2PK	HALO HOME A19 LAMP WITH TUNABLE CCT (2700K-5000K), 800 LUMEN SERIES, 2-PACK	080083885343	0.44	2	896			•	•		
	HHA19089BLE40A-4PK	HALO HOME A19 LAMP WITH TUNABLE CCT (2700K-5000K), 800 LUMEN SERIES, 4-PACK	080083885367	0.93	2	448			•	•		
	HHA19089BLE40A-6PK	HALO HOME A19 LAMP WITH TUNABLE CCT (2700K-5000K), 800 LUMEN SERIES, 6 PACK	080083885381	1.22	2	280			•	•		
Smart Light Adapter												
	HWAD1BLE40AWH	BLUETOOTH ENABLED 4.0 ADAPTOR MODULE	080083826568	0.473	4	1920			•	•		
Socket Adapter												
	GU10SA	E26 TO GU10 SOCKET ADAPTER	080083819157	0.08	200	1000	•			•	•	CN
Socket Extender												
	H1999	ACCESSORY SCREW-BASE SOCKET EXTENDER	662400134558	0.91	6	192			•	•	MX	
Transformer - 300VA												
	H277	STEPDOWN TRANSFORMER, 277V TO 120V, 300VA	662400133476	3.5	1	336	•	•	•	•	•	MX
Trim Ring												
	TRM6MB	TRIM RING, 6" METAL, MATTE BLACK	662400149163	0.203	1	175			•	•	US	
	TRM6SN	TRIM RING, 6" METAL, SATIN NICKEL	623960267070	0.101	12	1440				•	CN	
	TRM6TBZ	TRIM RING, 6" METAL, TUSCAN BRONZE	623961311475	0.14	12	1200			•	•	CN	

Halo Track and Surface

LED Luminaire

HU10 Undercabinet



LED Undercabinet - HU10

SKU	Description	UPC	WT	Case Qty	Pallet Qty	NJ	TX	IL	CA	GA	COO
HU1024D930MB	HALO HU10 LED UNDERCABINET 24" FIXTURE, 3000K, BLACK	080083694242		3	10	560					CN
HU1009D927MB	HALO HU10 LED UNDERCABINET 9" FIXTURE, 2700K, BLACK	080083692811	1.14	10	960						US
HU1018D930MB	HALO HU10 LED UNDERCABINET 18" FIXTURE, 3000K, BLACK	080083694204		2	10	560					US
HU1024D930P	HALO HU10 LED UNDERCABINET 24" FIXTURE, 3000K, WHITE	080083694228	2.75	10	560						CN
HU1048D927MB	HALO HU10 LED UNDERCABINET 48" FIXTURE, 2700K, BLACK	080083694310		5	4	192					US
HU1009D930P	HALO HU10 LED UNDERCABINET 9" FIXTURE, 3000K, WHITE	080083692804	1.5	10	1120						US
HU1018D930P	HALO HU10 LED UNDERCABINET 18" FIXTURE, 3000K, WHITE	080083694181	2	10	560						CN
HU1009D930MB	HALO HU10 LED UNDERCABINET 9" FIXTURE, 3000K, BLACK	080083692828	1.5	10	1120						US
HU1036D927MB	HALO HU10 LED UNDERCABINET 36" FIXTURE, 2700K, BLACK	080083694273	4	4	192						US
HU1018D927MB	HALO HU10 LED UNDERCABINET 18" FIXTURE, 2700K, BLACK	080083694198	2	10	560						US
HU1009D940MB	HALO HU10 LED UNDERCABINET 9" FIXTURE, 4000K, BLACK	080083724697	1.5	10	1120						MX
HU1036D940MB	HALO HU10 LED UNDERCABINET 36" FIXTURE, 4000K, BLACK	080083724635	4	4	192						CN
HU1009D940P	HALO HU10 LED UNDERCABINET 9" FIXTURE, 4000K, WHITE	080083724703	1.5	10	1120						US
HU1018D940MB	HALO HU10 LED UNDERCABINET 18" FIXTURE, 4000K, BLACK	080083724673	2	10	560						US
HU1024D930PR	HALO LED UNDERCABINET HU10, 24 INCH, WHITE	080083748280	2.75	4	224						CN
HU1018D930MBR	HALO LED UNDERCABINET HU10, 18 INCH, MATTE BLACK	080083748334	2	4	336						US
HU1018D930PR	HALO LED UNDERCABINET HU10, 18 INCH, WHITE	080083747450	2	4	336						US

HU11 Undercabinet

HU11


HU115P	48? POWER CORD - 120V ONLY WHITE COLOR	080083907083	0.27	20	3200						CN
--------	--	--------------	------	----	------	--	--	--	--	--	----

HU20 Undercabinet












LED Undercabinet - HU20

SKU	Description	UPC	WT	Case Qty	Pallet Qty	NJ	TX	IL	CA	GA	COO
HU20P830MB	HALO HU20 UNDERCABINET LED PUCK, 3000K, MATTE BLACK	080083633784		1	20	1280					MX
HU2018MB	HALO HU20 LED UNDERCABINET TRACK, 18" MATTE BLACK	080083633708	0.7	36	1440						MX
HU20C45P	HALO HU20 LED UNDERCAB 45W AC POWER SUPPLY WHITE	080083633807		1	4	256					MX
HU203P	HALO HU20 LED UNDERCABINET 24" CONNECTOR WHITE	080083633920		1	10	480					MX
HU2012MB	HALO HU20 LED UNDERCABINET TRACK, 12 INCH MATTE BLACK	080083633661	0.563	36	240						MX
HU202MB	HALO HU20 LED UNDERCABINET 6" CONNECTOR MATTE BLACK	080083633906		1	10	480					MX
HU2024MB	HALO HU20 LED UNDERCABINET TRACK, 24" MATTE BLACK	080083633746	1.099	36	240						MX
HU201MB	HALO HU20 LED UNDERCABINET LINEAR CONNECTOR MATTE BLACK	080083633869		1	10	480					MX
HU202P	HALO HU20 LED UNDERCABINET 6" CONNECTOR WHITE	080083633883		1	10	480					MX
HU2012P	HALO HU20 LED UNDERCABINET TRACK, 12" WHITE	080083633647		1	36	240					MX
HU2012PS2P930MBR	HALO HU20 LED UNDERCABINET TRACK, 12" MATTE BLACK - RETAIL KIT	080083759958	1.5	4	384						CN
HU2024PS2P930MBR	HALO HU20 LED UNDERCABINET TRACK, 24" WHITE - RETAIL KIT	080083760114	1.5	4	280						CN




CATALOG NUMBER	DESCRIPTION	UPC CODE	WEIGHT	CASE QTY	PALLET QTY	CASE PALLET					COO
						NJ	TX	IL	CA	GA	
LED Undercabinet Accessories- HU10											
	HALO HU10 LED UNDERCABINET 3 IN DAISEY CHAIN CONNECTOR MATTE BLACK	080083641666	0.035	200	19200	•	•	•	•	•	US
	HALO HU10 LED UNDERCABINET 3 IN DAISEY CHAIN CONNECTOR WHITE	080083641659	0.05	25	625	•	•	•	•	•	US
	HALO HU10 LED UNDERCABINET 6 IN DAISEY CHAIN CONNECTOR MATTE BLACK	080083641680	0.043	30	3000	•	•	•	•	•	US
	HALO HU10 LED UNDERCABINET 6 IN DAISEY CHAIN CONNECTOR WHITE	080083641673	0.465	200	20000	•	•	•	•	•	US
	HALO HU10 LED UNDERCABINET 24 IN DAISEY CHAIN CONNECTOR MATTE BLACK	080083641703	0.118	10	250	•	•	•	•	•	US
	HALO HU10 LED UNDERCABINET 24 IN DAISEY CHAIN CONNECTOR WHITE	080083641697	0.14	100	6000	•	•	•	•	•	CN
	HALO HU10 LED UNDERCABINET 120 IN DAISEY CHAIN CONNECTOR MATTE BLACK	080083641727	0.464	25	2700	•	•	•	•	•	US
	HALO HU10 LED UNDERCABINET 120 IN DAISEY CHAIN CONNECTOR WHITE	080083641710	0.544	25	3000	•	•	•	•	•	US
	HALO HU10 LED UNDERCABINET 48 IN POWER CORD MATTE BLACK	080083641642	2.344	50	2100	•	•	•	•	•	US
	HALO HU10 LED UNDERCABINET 48 IN POWER CORD CONNECTOR WHITE	080083641635	0.3	50	1800	•	•	•	•	•	US
	HALO HU10 LED UNDERCABINET 1.5 IN DAISEY CHAIN CONNECTOR MATTE BLACK	080083641741	0.02	250	32000	•	•	•	•	•	US
	HALO HU10 LED UNDERCABINET 1.5 IN DAISEY CHAIN CONNECTOR WHITE	080083641734	0.071	50	7000	•	•	•	•	•	CN
	HALO HU10 LED UNDERCABINET 18" DAISEY CHAIN CONNECTOR WHITE	080083694396	0.1	100	6300	•	•	•	•	•	US
	HALO HU10 LED UNDERCABINET MASTER SWITCH, WHITE	080083694334	0.31	20	2700	•	•	•	•	•	CN
	HALO HU10 LED UNDERCABINET SPLICE BOX, LO-PRO, WHITE	080083694358	0.8	10	1500	•	•	•	•	•	US
	HALO HU10 LED UNDERCABINET 18" DAISEY CHAIN CONNECTOR MATTE BLACK	080083694402	0.1	100	6300	•	•	•	•	•	US
	HALO HU10 LED UNDERCABINET MASTER SWITCH, BLACK	080083694341	1	2	120	•	•	•	•	•	CN
	HALO HU10 LED UNDERCABINET 12" DAISEY CHAIN CONNECTOR MATTE BLACK	080083694389	0.03	200	6000	•	•	•	•	•	US
	HALO HU10 LED UNDERCABINET SPLICE BOX, LO-PRO, BLACK	080083694365	1	10	2250	•	•	•	•	•	CN
	HALO HU10 LED UNDERCABINET 12" DAISEY CHAIN CONNECTOR WHITE	080083694372	0.03	200	6000	•	•	•	•	•	US

HU30 Undercabinet

LED Undercabinet - HU30											
	HALO HU30 9" LED UNDERCABINET FIXTURE, SELECTABLE CCT, WHITE	080083797868	0.658	4	1008	•	•	•	•	•	CN
	HALO LED UNDERCABINET HU30, 9 INCH, 4 CCT SELECCTABLE, MATTE BLACK	080083797882	0.658	4	1	•	•	•	•	•	CN
	HALO HU30 18" LED UNDERCABINET FIXTURE, SELECTABLE CCT (BASIC USB), WHITE	080083797905	2.2	4	648	•	•	•	•	•	 CN
	HALO LED UNDERCABINET HU30, 18 INCH, 4 CCT SELECCTABLE, MOTION SENSOR, WHITE	080083797929	1.085	4	648	•	•	•	•	•	 CN
	HALO LED UNDERCABINET HU30, 18 INCH, 4 CCT SELECCTABLE, USB PORT, MATTE BLACK	080083797943	1.085	4	648	•	•	•	•	•	 CN
	HALO LED UNDERCABINET HU30, 18 INCH, 4 CCT SELECCTABLE, MOTION SENSOR, MATTE BLACK	080083797967	1.085	4	648	•	•	•	•	•	 CN
	HALO HU30 24" LED UNDERCABINET FIXTURE, SELECTABLE CCT (BASIC USB), WHITE	080083797981	3.05	4	648	•	•	•	•	•	 CN
	HALO LED UNDERCABINET HU30, 24 INCH, 4 CCT SELECCTABLE, MOTION SENSOR, WHITE	080083798001	1.41	4	648	•	•	•	•	•	 CN
	HALO LED UNDERCABINET HU30, 24 INCH, 4 CCT SELECCTABLE, USB PORT, MATTE BLACK	080083798025	1.41	4	648	•	•	•	•	•	 CN
	HALO LED UNDERCABINET HU30, 24 INCH, 4 CCT SELECCTABLE, MOTION SENSOR, MATTE BLACK	080083798049	1.41	4	648	•	•	•	•	•	 CN
	HALO LED UNDERCABINET HU30, 36 INCH, 4 CCT SELECCTABLE, USB PORT, WHITE	080083798063	4.185	4	272	•	•	•	•	•	CN
	HALO LED UNDERCABINET HU30, 36 INCH, 4 CCT SELECCTABLE, MOTION SENSOR, WHITE	080083798087	4.205	4	272	•	•	•	•	•	CN
	HALO LED UNDERCABINET HU30, 36 INCH, 4 CCT SELECCTABLE, USB PORT, MATTE BLACK	080083798100	4.185	4	272	•	•	•	•	•	CN
	HALO LED UNDERCABINET HU30, 36 INCH, 4 CCT SELECCTABLE, MOTION SENSOR, MATTE BLACK	080083798124	4.205	4	272	•	•	•	•	•	CN
	HALO LED UNDERCABINET HU30, 48 INCH, 4 CCT SELECCTABLE, USB PORT, WHITE	080083798148	6.12	4	272	•	•	•	•	•	CN
	HALO LED UNDERCABINET HU30, 48 INCH, 4 CCT SELECCTABLE, MOTION SENSOR, WHITE	080083798162	6.14	4	272	•	•	•	•	•	CN
	HALO LED UNDERCABINET HU30, 48 INCH, 4 CCT SELECCTABLE, USB PORT, MATTE BLACK	080083798186	6.12	4	272	•	•	•	•	•	CN
	HALO LED UNDERCABINET HU30, 48 INCH, 4 CCT SELECCTABLE, MOTION SENSOR, MATTE BLACK	080083798209	6.14	4	272	•	•	•	•	•	CN

 Indicates EISA Compliant Pulse Start Products  Indicates MarketPro Product Country of Origin - as Indicated

Please reference the Cooper Lighting Stock Guide Terms and Conditions page. Pictures are a representation of product categories and may not illustrate the exact skus listed. Product information is subject to change without notice. Consult factory representative for additional information and inventory details. Visit www.cooperlighting.com for more product information.

CATALOG NUMBER	DESCRIPTION	UPC CODE	WEIGHT	CASE		PALLET					COO
				QTY	QTY	NJ	TX	IL	CA	GA	
Stasis											
	Stasis Small										
L805SMLFL830P	STASIS LED SMALL, FLOOD DISTRIBUTION, 3000K, WHITE	080083631308	3.029	1	96					•	MX
L805SMLNF830P	STASIS LED SMALL, NARROW FLOOD DISTRIBUTION, 3000K, WHITE	080083631315	2.329	1	144					•	MX
	Stasis Medium										
L805MEDFL830MB	STASIS LED MEDIUM, FLOOD DISTRIBUTION, 3000K, MATTE BLACK	080083660728	1.811	1	144					•	MX
L805MEDFL830P	STASIS LED MEDIUM, FLOOD DISTRIBUTION, 3000K, WHITE	080083631285	2.428	1	144					•	MX
L805MEDNF830P	STASIS LED MEDIUM, NARROW FLOOD DISTRIBUTION, 3000K, WHITE	080083631292	1.272	1	144					•	MX
L805MEDSP830MB	STASIS LED MEDIUM, SPOT DISTRIBUTION, 3000K, MATTE BLACK	080083630745	1.68	1	144					•	MX
	Stasis Large										
L805LRGFL830MB	STASIS LED LARGE, FLOOD DISTRIBUTION, 3000K, MATTE BLACK	080083631384	3.184	1	80					•	MX;US
L805LRGFL830P	STASIS LED LARGE, FLOOD DISTRIBUTION, 3000K, WHITE	080083631414	3.868	1	80					•	MX;US

Low Profile Track Fixture

807											
L807NF8030P	HALO AND LAZER POWER-TRAC, LED, NARROW FLOOD DISTRIBUTION, 3000K, WHITE	080083892488	1.32	1	96					•	MX

L802 LED Wall Wash

LED											
L80248040MB	SPAN LED WALL WASH,4000 LUMEN,80CRI,4000K,BLACK	080083722310	6.6	1	70					•	MX

L806 LED Track Fixture






Flood											
L806HOFL8030MB	HALO AND LAZER TRACK CONNECTOR, 45 DEG FLOOD DISTRIBUTION, 3000K, WITH MATTE BLACK FINISH	080083131419	3.7	1	128					•	MX
Narrow Flood											
L806HONF8030MB	HALO AND LAZER TRACK CONNECTOR, NARROW FLOOD DISTRIBUTION, 3000 K, WITH MATTE BLACK FINISH	080083131402	3.7	1	128					•	MX









CATALOG NUMBER	DESCRIPTION	UPC CODE	WEIGHT	CASE QTY	PALLET					COO	
					NJ	TX	IL	CA	GA		
L808 LED Track Fixture											
<i>Flood</i>											
L80815FL9030P	HALO TRACK CYLINDER CONNECTOR, 1500 LUMEN, FLOOD DISTRIBUTION, 90 CRI, 3000K, WHITE	080083750153	3.3	1	96					●	MX
L80815FL9030MB	HALO TRACK CYLINDER CONNECTOR, 1500 LUMEN, FLOOD DISTRIBUTION, 90 CRI, 3000K, MATTE BLACK	080083750160	2.155	4	480					●	MX
L80808FL9030MB	HALO TRACK CYLINDER CONNECTOR, 850 LUMEN, FLOOD DISTRIBUTION, 90 CRI, 3000K, MATTE BLACK	080083892495	3.3	1	96					●	MX
L80825FL9030P	LED TRAC FLOOD CYLINDER, 2500 LUMENS, 90CRI, 3000K, WHITE	080083147205	4	4	240					●	MX
<i>Narrow</i>											
L80825NF9030MB	HALO TRACK CYLINDER CONNECTOR, 2500 LUMEN, NARROW FLOOD DISTRIBUTION, 90 CRI, 3000K, MATTE BLACK	080083750078	4	4	240					●	MX
L80825NF9030P	HALO TRACK CYLINDER CONNECTOR, 2500 LUMEN, NARROW FLOOD DISTRIBUTION, 90 CRI, 3000K, WHITE	080083750061	4	4	240					●	MX
L80815NF9030MB	HALO TRACK CYLINDER CONNECTOR, 1500 LUMEN, NARROW FLOOD DISTRIBUTION, 90 CRI, 3000K, MATTE BLACK	080083750139	3.3	1	96					●	MX
L80815NF9030P	HALO TRACK CYLINDER CONNECTOR, 1500 LUMEN, NARROW FLOOD DISTRIBUTION, 90 CRI, 3000K, WHITE	080083750122	3.3	1	96					●	MX
<i>Spot</i>											
L80825SP9030MB	HALO TRACK CYLINDER CONNECTOR, 2500 LUMEN, SPOT DISTRIBUTION, 90 CRI, 3000K, MATTE BLACK	080083750108	4	4	240					●	MX
L80825SP9030P	HALO TRACK CYLINDER CONNECTOR, 2500 LUMEN, SPOT DISTRIBUTION, 90 CRI, 3000K, WHITE	080083750092	4	4	240					●	MX
L811 Mini LED Track Fixture											
<i>Flood</i>											
L81111FL9030P	MINI LED TRAC FLOOD FIXTURE, 1100 LUMENS, 90CRI, 3000K, WHITE	080083813513	0.772	6	672					●	CN
L81108SP9030P	MINI LED TRACK FIXTURE, 800 LUMEN, SPOT DISTRIBUTION, 90 CRI, 3000K, WHITE	080083860326	0.772	6	672					●	CN
L81108FL9030MB	MINI LED TRACK FIXTURE, 800 LUMEN, FLOOD DISTRIBUTION, 90 CRI, 3000K, MATTE BLACK	080083860289	0.772	6	672					●	CN
L81108FL9030P	MINI LED TRACK FIXTURE, 800 LUMEN, FLOOD DISTRIBUTION, 90 CRI, 3000K, WHITE	080083860302	0.772	6	672					●	CN
<i>Narrow</i>											
L81111NF9027P	MINI LED TRAC NARROW FLOOD FIXTURE, 1100 LUMENS, 90CRI, 2700K, WHITE	080083820313	0.772	6	480					●	CN
L81111NF9040MB	MINI LED TRAC NARROW FLOOD FIXTURE, 1100 LUMENS, 90CRI, 4000K, BLACK	080083820337	0.772	6	480					●	CN
L81108NF9030P	MINI LED TRACK FIXTURE, 800 LUMEN, NARROW FLOOD DISTRIBUTION, 90 CRI, 3000K, WHITE	080083860388	0.772	6	672					●	CN
L81108NF9027P	MINI LED TRACK FIXTURE, 800 LUMEN, NARROW FLOOD DISTRIBUTION, 90 CRI, 2700K, WHITE	080083860340	0.772	6	480					●	CN
L81108NF9030MB	MINI LED TRACK FIXTURE, 800 LUMEN, NARROW FLOOD DISTRIBUTION, 90 CRI, 3000K, MATTE BLACK	080083860364	0.772	6	672					●	CN
L81108NF9040P	MINI LED TRACK FIXTURE, 800 LUMEN, NARROW FLOOD DISTRIBUTION, 90 CRI, 4000K, WHITE	080083860401	0.772	6	480					●	CN
<i>Optics Kit</i>											
811SPOPK	INTERCHANGABLE SPOT OPTIC FOR L811 TRACK SERIES	080083813988	0.138	1	12					●	CN
811FLOPK	INTERCHANGABLE FLOOD OPTIC FOR L811 TRACK SERIES	080083814022	0.155	1	12					●	CN
811NFOPK	811 OR 812 NARROW FLOOD OPTIC	080083814008	0.139	1	12					●	CN








CATALOG NUMBER	DESCRIPTION	UPC CODE	WEIGHT	CASE		PALLET					COO	
				QTY	QTY	NJ	TX	IL	CA	GA		
L812 Mini LED Track Fixture												
<i>Flood Cylinder</i>												
L81211FL9030P	MINI LED TRAC FLOOD CYLINDER, 1100 LUMENS, 90CRI, 3000K, WHITE	080083813650	0.992	6	672						•	CN
L81208SP9030P	MINI LED TRACK FIXTURE, 800 LUMEN, SPOT DISTRIBUTION, 90 CRI, 3000K, WHITE	080083860548	0.992	6	672						•	CN
L81208FL9030MB	MINI LED TRACK FIXTURE, 800 LUMEN, FLOOD DISTRIBUTION, 90 CRI, 3000K, MATTE BLACK	080083860425	0.992	6	672						•	CN
L81208FL9030P	MINI LED TRACK FIXTURE, 800 LUMEN, FLOOD DISTRIBUTION, 90 CRI, 3000K, WHITE	080083860449	0.992	6	672						•	CN
L81208FL9030SL	MINI LED TRACK FIXTURE, 800 LUMEN, FLOOD DISTRIBUTION, 90 CRI, 3000K, SILVER	080083860463	0.992	6	672						•	CN
<i>Narrow Cylinder</i>												
L81211NF9030MB	MINI LED TRAC NARROW FLOOD CYLINDER, 1100 LUMENS, 90CRI, 3000K, BLACK	080083813698	0.992	6	672					•	•	CN
L81208NF9030MB	MINI LED TRACK FIXTURE, 800 LUMEN, NARROW FLOOD DISTRIBUTION, 90 CRI, 3000K, MATTE BLACK	080083860500	0.992	6	672						•	CN
L81208NF9027P	MINI LED TRACK FIXTURE, 800 LUMEN, NARROW FLOOD DISTRIBUTION, 90 CRI, 2700K, WHITE	080083860487	0.992	6	480						•	CN
L81208NF9030P	MINI LED TRACK FIXTURE, 800 LUMEN, NARROW FLOOD DISTRIBUTION, 90 CRI, 3000K, WHITE	080083860524	0.992	6	672						•	CN

Power - Trac Luminaire

Universal






	<i>Universal Lampholder - L1735</i>												
	L1735MBX	UNIVERSAL LAMPHOLDER, MATTE BLACK, PAR16, PAR20, PAR30, PAR38	662400144069	1	6	600						•	CN;MX
	L1735PX	UNIVERSAL LAMPHOLDER, WHITE, PAR16, PAR20, PAR30, PAR38	662400144076	0.878	6	600						•	CN
	<i>Universal Lampholder - L700</i>												
	L700PX	UNIVERSAL LAMPHOLDER, 6", WHITE, R, PAR38	662400137887	1.01	12	720						•	CN
	<i>Universal Lampholder - L702</i>												
	L702MBX	UNIVERSAL LAMPHOLDER, 3", MATTE BLACK, R, PAR16, PAR20, PAR30L, PAR38	662400164333	0.615	24	720						•	CN
	L702PX	UNIVERSAL LAMPHOLDER, 3", WHITE, R, PAR16, PAR20, PAR30L, PAR38	662400164326	0.642	6	1800					•	•	CN
	<i>Universal Lampholder - L703</i>												
	L703MBX	UNIVERSAL LAMPHOLDER, 2.4", MATTE BLACK, R, PAR16, PAR20, PAR30L, PAR38	662400301394	0.633	24	648					•	•	CN
	L703PX	UNIVERSAL LAMPHOLDER, 2.4", WHITE, R, PAR16, PAR20, PAR30L, PAR38	662400301387	0.659	24	576					•	•	CN
Bachetta													
	<i>Bachetta Gimbal Ring - L3703</i>												
	L3703PX	BACHETTA GIMBAL RING, WHITE, PAR30	662400149248	1.513	72	288						•	CN









CATALOG NUMBER	DESCRIPTION	UPC CODE	WEIGHT	CASE		PALLET						COO	
				QTY	QTY	NJ	TX	IL	CA	GA			
Roundback													
	Roundback Cylinder - L741, L743, L746, L747												
L746PX	ROUNDBACK CYLINDER, BLACK BAFFLE, WHITE, BR30, R30, PAR30, BR25, A19	662400139102	1.483	6	252						•	•	CN;US
L747PX	ROUNDBACK CYLINDER, BLACK BAFFLE, WHITE, R20, PAR20, A19	662400139140	1.2	6	378							•	CN
L741MBX	ROUNDBACK CYLINDER, MATTE BLACK, BR30, R30, PAR30, BR25, A19	662400139010	1	6	252							•	CN
L741PX	ROUNDBACK CYLINDER, WHITE, BR30, R30, PAR30, BR25, A19	662400139027	1.328	6	324						•	•	CN;US
L743PX	ROUNDBACK CYLINDER, WHITE, R20, PAR20, A19	662400139065	0.969	6	378							•	CN
	Roundback Cylinder - L855												
L855PX	ROUNDBACK CYLINDER, WHITE, PAR38	662400140757	1.21	6	216							•	CN
Continental Cylinder													
	Continental Cylinder Yoke - L704												
L704MBX	CONTINENTAL CYLINDER, YOKE, MATTE BLACK, R40, PAR38	662400137917	2.2	6	126							•	CN
L704PX	CONTINENTAL CYLINDER, YOKE, WHITE, R40, PAR38	662400137931	2.254	6	144							•	CN;US
	Continental Cylinder - L730												
L730MBX	CONTINENTAL CYLINDER, MATTE BLACK, BR30, R30, PAR30, A19, BR25	662400138358	0.915	6	288						•	•	CN
L730PX	CONTINENTAL CYLINDER, WHITE, BR30, R30, PAR30, A19, BR25	662400138372	1	6	384							•	CN
	Continental Cylinder - L734												
L734PX	CONTINENTAL CYLINDER, BLACK BAFFLE, WHITE, R40, PAR38	662400138839	2.319	6	144							•	CN
	Continental Cylinder - L735												
L735MBX	CONTINENTAL CYLINDER, MATTE BLACK, R20, PAR20, A19	662400138853	0.988	6	432							•	CN
	Continental Cylinder - L736												
L736MBX	CONTINENTAL CYLINDER, BLACK BAFFLE, MATTE BLACK, BR30, R30, PAR30, A19, BR25	662400138891	1.25	6	252							•	CN
L736PX	CONTINENTAL CYLINDER, BLACK BAFFLE, WHITE, BR30, R30, PAR30, A19, BR25	662400138907	1.29	6	2400							•	CN
	Continental Cylinder - L737												
L737MBX	CONTINENTAL CYLINDER, BLACK BAFFLE, MATTE BLACK, R20, PAR20, A19	662400138945	0.782	6	486							•	CN
L737PX	CONTINENTAL CYLINDER, BLACK BAFFLE, WHITE, R20, PAR20, A19	662400138952	0.647	6	432							•	CN










CATALOG NUMBER	DESCRIPTION	UPC CODE	WEIGHT	CASE		PALLET					COO	
				QTY	QTY	NJ	TX	IL	CA	GA		
Flatback												
	Flatback Cylinder - L1763 L1763PX LOW VOLTAGE, FLATBACK CYLINDER, MAGNETIC TRANSFORMER, WHITE, MR16	662400144588	0.91	6	192						•	MX
	Flatback Cylinder - L763 L763PX FLATBACK CYLINDER, BLACK BAFFLE, WHITE, BR30, R30, PAR30, BR25	662400139720	1.646	4	192						•	CN;MX ;US
	Flatback Cylinder - L764 L764MBX FLATBACK CYLINDER, BLACK BAFFLE, MATTE BLACK, R40, PAR38	662400139805	0.91	6	192						•	MX
	L764PX FLATBACK CYLINDER, BLACK BAFFLE, WHITE, R40, PAR38	662400139836	0.91	6	192						•	MX
Gimbal Ring												
	Gimbal Ring - L1730 L1730PX GIMBAL RING, WHITE, PAR30	662400144038	0.735	6	360	•		•	•	•		CN
	L1730MBX GIMBAL RING, MATTE BLACK, PAR30	662400144014	0.913	6	360						•	CN
	Front Loading Gimbal Ring - L1731 L1731MB FRONT LOADING GIMBAL RING, MATTE BLACK, PAR30	662400687696	1.1	6	324						•	CN
	Gimbal Ring - L1738 L1738MBX GIMBAL RING, MATTE BLACK, PAR38	662400144151	1.11	6	270						•	CN
	L1738PX GIMBAL RING, WHITE, PAR38	662400144175	1.12	6	540						•	CN
	Front Loading Gimbal Ring - L1739 L1739PX FRONT LOADING GIMBAL RING, WHITE, PAR38	662400318774	0.91	6	192						•	MX
	Low Voltage Gimbal Ring - L2716 L2716MB LOW VOLTAGE GIMBAL RING, MATTE BLACK, MR16	662400145325	0.343	48	1152						•	CN;US
	L2716P LOW VOLTAGE GIMBAL RING, WHITE, MR16	662400145332	0.337	48	1440	•	•				•	CN
	Low Voltage Gimbal Ring - L2717 L2717PX LOW VOLTAGE GIMBAL RING, ELECTRONIC TRANSFORMER, WHITE, MR16	662400145417	0.738	12	960	•					•	CN
Micro Style												
	Low Voltage Lampholder - L2702 L2702MB LOW VOLTAGE LAMPHOLDER, PERFORATED SHADE, ELECTRONIC TRANSFORMER, MATTE BLACK, MR16	662400615583	1.042	6	384						•	CN
	Micro Style Transformer L200MB ACCESSORY BAFFLE, MATTE BLACK	662400136941	0.2	12	1152						•	MX

Ⓢ Indicates EISA Compliant Pulse Start Products Ⓜ Indicates MarketPro Product Country of Origin - as Indicated

Please reference the Cooper Lighting Stock Guide Terms and Conditions page. Pictures are a representation of product categories and may not illustrate the exact skus listed. Product information is subject to change without notice. Consult factory representative for additional information and inventory details. Visit www.cooperlighting.com for more product information.

CATALOG NUMBER	DESCRIPTION	UPC CODE	WEIGHT	CASE		PALLET					COO		
				QTY	QTY	NJ	TX	IL	CA	GA			
Studio													
Studio Lampholder - L1820													
 L1820MB	STUDIO LAMPHOLDER, MATTE BLACK, PAR20	662400663720	1.064	6	288						•	US	
L1820P	STUDIO LAMPHOLDER, WHITE, PAR20	662400663713	0.995	6	720						•	US	
Studio Lampholder - L1830													
 L1830MB	STUDIO LAMPHOLDER, MATTE BLACK, PAR30	662400663768	1.562	6	240						•	US	
L1830P	STUDIO LAMPHOLDER, WHITE, PAR30	662400663744	1.63	6	240						•	US	
Studio Lampholder - L1838													
 L1838MB	STUDIO LAMPHOLDER, MATTE BLACK, PAR38	662400663799	1.379	6	144						•	US	
Studio Classic													
Studio Classic Lampholder - L1808													
 L1808MB	STUDIO CLASSIC LAMPHOLDER, MATTE BLACK, PAR38	662400660453	3.6	6	48						•	•	CN
Power - Trac Systems													
Single Circuit													
Single Circuit													
 L650MB	SINGLE CIRCUIT TRAC, 2FT - MATTE BLACK	662400137597	0.7	6	1980	•					•	•	CN
L650P	SINGLE CIRCUIT TRAC, 2FT, WHITE	662400137603	1.05	6	1920	•	•	•	•	•	•	•	CN;MX;US
L653MB	SINGLE CIRCUIT TRAC, 12FT, MATTE BLACK	662400137818	6	1	300	•					•	•	CN
L653P	SINGLE CIRCUIT TRAC, 12FT, WHITE	662400137825	5.75	1	300	•	•	•	•	•	•	•	CN
L651MB	SINGLE CIRCUIT TRAC, 4FT, MATTE BLACK	662400137672	1	1	150	•	•	•	•	•	•	•	CN
L652MB	SINGLE CIRCUIT TRAC, 8FT, MATTE BLACK	662400137764	3.91	1	228	•	•	•	•	•	•	•	CN
L651P	SINGLE CIRCUIT TRAC, 4FT, WHITE	662400137689	2.2	1	625	•	•	•	•	•	•	•	CN
L652P	SINGLE CIRCUIT TRAC, 8FT, WHITE	662400137771	3.91	1	228	•	•	•	•	•	•	•	CN
L651SL	SINGLE CIRCUIT TRAC, 4FT, SILVER	662401887279	0.17	1	800						•	•	MX
Dead End													
 DE60050A-1-PK	DEAD END, SINGLE CIRCUIT, WHITE	623961478505	0.052	10	2400						•	•	MX
Live End Connector													
 L901MB	LIVE END CONNECTOR, SINGLE CIRCUIT, MATTE BLACK	662400140825	0.91	6	192	•	•	•	•	•	•	•	MX
L901P	LIVE END CONNECTOR, SINGLE CIRCUIT, WHITE	662400140832	0.91	12	2160	•	•	•	•	•	•	•	MX
Flex Connector													
 L902MB	FLEX CONNECTOR, SINGLE CIRCUIT, MATTE BLACK	662400140863	0.4	6	1782						•	•	MX
Straight Connector													
 L903P	STRAIGHT CONNECTOR, SINGLE CIRCUIT, WHITE	662400140900	0.31	12	4032	•	•	•	•	•	•	•	MX
L903MB	STRAIGHT CONNECTOR, SINGLE CIRCUIT, MATTE BLACK	662400140894	0.31	12	4032	•	•	•	•	•	•	•	MX

CATALOG NUMBER	DESCRIPTION	UPC CODE	WEIGHT	CASE		PALLET					COO
				QTY	QTY	NJ	TX	IL	CA	GA	
L Connector											
 L904P	L CONNECTOR, SINGLE CIRCUIT, WHITE	662400140931	0.91	12	192	•	•	•	•	•	MX
L904MB	L CONNECTOR, SINGLE CIRCUIT, MATTE BLACK	662400140924	0.91	12	192	•	•	•	•	•	MX
T Connector											
 L905P	T CONNECTOR, SINGLE CIRCUIT, WHITE	662400140955	0.91	6	192					•	MX
L905MB	T CONNECTOR, SINGLE CIRCUIT, MATTE BLACK	662400140948	0.91	6	192					•	MX
X Connector											
 L906P	X CONNECTOR, SINGLE CIRCUIT, WHITE	662400140979	0.91	6	192					•	MX
Outlet Box											
 L907P	OUTLET BOX FOR T-BAR CEILING, WHITE	662400140993	0.563	1	896					•	MX
L907MB	OUTLET BOX FOR T-BAR CEILING, MATTE BLACK	662400140986	0.58	1	896					•	MX
Mini Joiner											
 L908MB	MINI JOINER, SINGLE CIRCUIT, MATTE BLACK	662400141037	0.91	12	192	•	•	•	•	•	MX
L908P	MINI JOINER, SINGLE CIRCUIT, WHITE	662400141044	0.91	12	192	•	•	•	•	•	MX
Floating Canopy & Connector											
 L909P	FLOATING CANOPY & CONNECTOR, SINGLE CIRCUIT, WHITE	662400141075	0.91	6	192	•	•	•	•	•	MX
L909MB	FLOATING CANOPY & CONNECTOR, SINGLE CIRCUIT, MATTE BLACK	662400141068	0.91	6	192					•	MX
Conduit Continuation Kit											
 L979P	CONDUIT CONTINUATION KIT, SINGLE CIRCUIT, WHITE	662400142225	0.91	6	192					•	MX
Live End Conduit Adapter											
 L980MB	LIVE END CONDUIT ADAPTER, SINGLE CIRCUIT, MATTE BLACK	662400142249	0.91	6	192					•	MX
L980P	LIVE END CONDUIT ADAPTER, SINGLE CIRCUIT, WHITE	662400142256	0.91	6	192	•	•	•	•	•	MX

CATALOG NUMBER	DESCRIPTION	UPC CODE	WEIGHT	CASE QTY	PALLET QTY	NJ	TX	IL	CA	GA	COO
Two Circuit											
	Two Circuit										
L641MB	TWO CIRCUIT TRAC, 4FT - MATTE BLACK	662401137497	1.985	1	800				•	•	MX;US
L642MB	TWO CIRCUIT TRAC, 8FT, MATTE BLACK	662400137511	3.94	1	100			•		•	MX
L642P	TWO CIRCUIT TRAC, 8FT, WHITE	662401167241	4	1	100	•			•	•	MX
L643P	TWO CIRCUIT TRAC, 12FT, WHITE	662400137542	6.4	1	324					•	MX
L641P	TWO CIRCUIT TRAC, 4FT, WHITE	662401137503	1.985	1	800				•	•	CN;MX
L643MB	TWO CIRCUIT TRAC, 12FT, MATTE BLACK	662400137535	6.4	1	224					•	CN;MX;US
Live End											
	Live End										
L941P	LIVE END CONNECTOR, TWO CIRCUIT, WHITE	662400141594	0.91	6	192			•	•	•	MX
L941MB	LIVE END CONNECTOR, TWO CIRCUIT, MATTE BLACK	662400141587	0.91	6	192			•		•	MX
Straight / L Connector											
	Straight / L Connector										
L943P	STRAIGHT/L CONNECTOR, TWO CIRCUIT, WHITE	662400141631	0.91	6	192					•	MX
L943MB	STRAIGHT/L CONNECTOR, TWO CIRCUIT, MATTE BLACK	662400141624	0.91	6	192					•	MX
Mini Joiner											
	Mini Joiner										
L949P	MINI JOINER, TWO CIRCUIT, WHITE	662400141778	0.91	6	192					•	MX
L949MB	MINI JOINER, TWO CIRCUIT, MATTE BLACK	662400141761	0.91	6	192			•		•	MX
Left T Connector											
	Left T Connector										
L945LMB	LEFT T CONNECTOR, TWO CIRCUIT, MATTE BLACK	662400141648	0.91	6	192					•	MX
Right T Connector											
	Right T Connector										
L945RMB	RIGHT T CONNECTOR, TWO CIRCUIT, MATTE BLACK	662400141662	0.91	6	192					•	MX
Flex Joiner											
	Flex Joiner										
L942MB	FLEX JOINER, TWO CIRCUIT, MATTE BLACK	662400141600	0.6	6	1920					•	MX
Conduit Connector											
	Conduit Connector										
L947MB	CONDUIT CONNECTOR, TWO CIRCUIT, MATTE BLACK	662400141709	0.91	6	192					•	MX
L947P	CONDUIT CONNECTOR, TWO CIRCUIT, WHITE	662400141716	0.91	6	192					•	MX
Floating Canopy & Connector											
	Floating Canopy & Connector										
L929MB	FLOATING CANOPY & CONNECTOR, TWO CIRCUIT, MATTE BLACK	662400163053	0.91	6	192					•	MX
L929P	FLOATING CANOPY & CONNECTOR, TWO CIRCUIT, WHITE	662400163046	0.91	6	192					•	MX
Dead End											
DE641P - 1 PK	DEAD END, TWO CIRCUIT, WHITE	623961478635	0.3	10	360					•	MX

Lampholder and Power - Trac Accessories

CATALOG NUMBER	DESCRIPTION	UPC CODE	WEIGHT	CASE QTY	PALLET QTY	NJ	TX	IL	CA	GA	COO
Dead End Replacement for Mini 1 circuit											
DE600MB	DEAD END FOR MINIATURE 1-CIRCUIT TRACK LIGHT SYSTEM, BLACK	622696812592	0.12	10	2940					•	CN
DE600P	DEAD END FOR MINIATURE 1-CIRCUIT TRACK LIGHT SYSTEM, WHITE	622696812752	0.11	10	900	•		•		•	CN
Lens - L110N, L111, L113 & L115											
L110N	DIFFUSE SAND BLASTED LENS, 2"	662400136774	0.076	1	21000					•	US
L111	SOFT FOCUS LENS, 2"	662400627517	0.08	20	2880		•	•	•	•	US
L115	LINEAR SPREAD LENS, 2"	662400136811	0.052	50	8000					•	US
Low Voltage Canopy Adapter											
L1973MB	LOW VOLTAGE CANOPY ADAPTER, MATTE BLACK	662400145042	0.91	6	192					•	MX
Media Holder											
L252MB	MEDIA HOLDER, PAR30, L1830, MATTE BLACK	662400301400	0.497	6	378					•	CN;US
Cube Cell Louver - L274											
L274MB	CUBE CELL LOUVER, 3 3/4"	662400301424	0.19	6	2430					•	MX
Cube Cell Louver - L275											
L275MB	CUBE CELL LOUVER, MATTE BLACK	662400137108	0.145	6	3360					•	MX
48" Steel Stem											
L48MB	48" STEEL STEM, MATTE BLACK	662400136750	0.91	6	192					•	MX
L48P	48" STEEL STEM, WHITE	662400136767	0.91	6	192					•	MX
Outlet Box											
L900P	OUTLET BOX COVER, WHITE	662400140788	0.91	12	192	•		•	•	•	MX
L900MB	OUTLET BOX COVER, MATTE BLACK	662400140771	0.91	12	192			•	•	•	MX
48" Extension Wand											
L948MBX	48" EXTENSION WAND, MATTE BLACK	662400141730	1.07	6	594					•	MX
Cord & Plug Connector											
L950P	CORD & PLUG CONNECTOR, SINGLE CIRCUIT, WHITE	662400141808	0.91	6	192					•	MX
Wireway Cover for Pendant Assembly Kit											
L951P	WIREWAY COVER FOR PENDANT ASSEMBLY KIT, WHITE	662400141822	0.14	1	1875					•	MX
L951MB	WIREWAY COVER FOR PENDANT ASSEMBLY KIT, MATTE BLACK	662400141815	0.155	1	1875					•	MX

Ⓢ Indicates EISA Compliant Pulse Start Products Ⓜ Indicates MarketPro Product Country of Origin - as Indicated

Please reference the Cooper Lighting Stock Guide Terms and Conditions page. Pictures are a representation of product categories and may not illustrate the exact skus listed. Product information is subject to change without notice. Consult factory representative for additional information and inventory details. Visit www.cooperlighting.com for more product information.

CATALOG NUMBER	DESCRIPTION	UPC CODE	WEIGHT	CASE		PALLET					COO	
				QTY	QTY	NJ	TX	IL	CA	GA		
 L957MB	Pendant Adapter - L957 PENDANT ADAPTER, MATTE BLACK	662400141907	0.91	6	192	•	•	•	•	•	MX	
 L966P	Outlet Adapter OUTLET ADAPTER, WHITE	662400142003	0.91	6	192					•	MX	
 L972MB	C Clamp Adapter C CLAMP ADAPTER, MATTE BLACK	662400142102	0.8	1	490					•	MX	
	Canopy Adapter L973MBN	CANOPY ADAPTER, MATTE BLACK	662400142126	0.91	6	192				•	MX	
	L973PN	CANOPY ADAPTER, WHITE	662400142133	0.91	6	192	•		•	•	MX	
	L973MBH	CANOPY ADAPTER - WHITE	662400212478	0.91	6	192				•	MX	
 L983N	T-Bar Attachment Clip - L983N T-BAR ATTACHMENT CLIP	662400142300	0.91	6	192	•		•		•	CN;MX	
	Pendant Kit Assembly - L992 L992P	PENDANT KIT ASSEMBLY, WHITE	662400142362	0.91	6	360	•		•	•	•	MX
	L992MB	PENDANT KIT ASSEMBLY, MATTE BLACK	662400142355	0.91	6	192	•		•		•	MX
	Pendant Adapter L994P	PENDANT ADAPTER, 45 DEGREE, WHITE	662400142409	0.726	1	324				•	MX	
	L994MB	PENDANT ADAPTER, 45 DEGREE, MATTE BLACK	662400142393	0.756	1	324				•	MX	
Power-Trac Transformers												
 L2001PX	Low Voltage Power-Trac Transformer - L2001 LOW VOLTAGE POWER-TRAC TRANSFORMER, WHITE	662400602989	0.443	60	3120	•	•	•	•	•	CN	
 L2004P	Low Voltage Power-Trac Transformer - L2004 LOW VOLTAGE LINEA TRANSFORMER, WHITE	662400618492	0.356	60	1200			•		•	CN	

CATALOG NUMBER	DESCRIPTION	UPC CODE	WEIGHT	CASE		PALLET						COO
				QTY	QTY	NJ	TX	IL	CA	GA		
Current Limiters												
Circuit Breakers												
CB1200MB	CIRCUIT BREAKER 10 AMP 1200W BLACK	080083508877	0.04	25	3500							DE
CB1200P	CIRCUIT BREAKER 10 AMP 1200W WHITE	080083508860	0.04	50	1000							US
CB120MB	CIRCUIT BREAKER 1 AMP 120W BLACK	080083508761	0.4	25	1200							US
CB120P	CIRCUIT BREAKER 1 AMP 120W WHITE	080083508747	0.04	25	1200							US
CB300MB	CIRCUIT BREAKER 2.5 AMP 300W BLACK	080083508785	0.4	25	1200							US
CB300P	CIRCUIT BREAKER 2.5 AMP 300W WHITE	080083508778	0.04	25	2250							DE
CB600MB	CIRCUIT BREAKER 5 AMP 600W BLACK	080083508754	0.04	25	2160							US
CB600P	CIRCUIT BREAKER 5 AMP 600W WHITE	080083508792	0.04	25	1200							US
CB960MB	CIRCUIT BREAKER 8 AMP 960W BLACK	080083508853	0.04	25	1200							US



Single Circuit

LC901MB	SINGLE CIRCUIT END FEED CONNECTOR AND HOUSING BLACK	623961052453	0.91	6	192							MX
LZRC201P	LAZER SINGLE CIRCUIT END FEED CONNECTOR AND HOUSING WHITE	623961052392	0.91	6	192							MX

Lazer Lampholders and Systems

Roundback










Round Back Cylinder









LZR311PL	LAZER ROUND BACK CYLINDER, WHITE, 120V MR16 INCLUDED	662400689409	0.705	6	990							CN
----------	--	--------------	-------	---	-----	--	--	--	--	--	--	----






















Low Voltage Roundback Cylinder

LZR405P	LAZER LOW VOLTAGE ROUND BACK CYLINDER, ELECTRONIC TRANSFORMER, WHITE, MR16	662400687566	0.91	6	432							CN
---------	--	--------------	------	---	-----	--	--	--	--	--	--	----

CATALOG NUMBER	DESCRIPTION	UPC CODE	WEIGHT	CASE QTY	PALLET					COO	
					QTY	NJ	TX	IL	CA		GA
Gimbal Ring											
Front Loading Gimbal - LZR1320											
	LZR1320P	LAZER FRONT LOADING GIMBAL, WHITE, PAR20	662400663652	0.833	6	540			•		CN
	LZR1320MB	LAZER FRONT LOADING GIMBAL, MATTE BLACK, PAR20	662400663669	0.838	6	576	•		•		CN
Front Loading Gimbal - LZR1330											
	LZR1330P	LAZER FRONT LOADING GIMBAL, WHITE, PAR30	662400663676	1.2	6	240		•	•		CN
	LZR1330MB	LAZER FRONT LOADING GIMBAL, MATTE BLACK, PAR30	662400663683	1.16	6	288			•		CN
Front Loading Gimbal - LZR1338											
	LZR1338MB	LAZER FRONT LOADING GIMBAL, MATTE BLACK, PAR38	662400663706	1.5	1	180				•	CN
	LZR1338P	LAZER FRONT LOADING GIMBAL, WHITE, PAR38	662400663690	1.56	6	240				•	CN
Gimbal Ring - LZR316											
	LZR316PL	LAZER GIMBAL RING, WHITE, 120V MR16 LAMP INCLUDED	662400689447	0.575	6	1320	•		•	•	CN
	LZR316MBL	LAZER GIMBAL RING, MATTE BLACK, 120V MR16 LAMP INCLUDED	662400689454	0.586	6	720			•		CN
Small Gimbal Ring - LZR330											
	LZR330P	LAZER SMALL GIMBAL RING, WHITE, PAR30	662400613299	0.974	6	384			•	•	CN
	LZR330MB	LAZER SMALL GIMBAL RING, MATTE BLACK, PAR30	662400613305	0.9	6	360				•	CN
Gimbal Ring - LZR338											
	LZR338P	LAZER GIMBAL RING, WHITE, PAR38	662400613312	1.1	6	270	•	•	•	•	CN
	LZR338MB	LAZER GIMBAL RING, MATTE BLACK, PAR38	662400613329	1.1	6	270				•	CN
Low Voltage Gimbal Ring - LZR401											
	LZR401MB	LAZER LOW VOLTAGE GIMBAL RING, ELECTRONIC TRANSFORMER, MATTE BLACK, MR16	662400614005	0.579	12	1200			•	•	CN
	LZR401P	LAZER LOW VOLTAGE GIMBAL RING, ELECTRONIC TRANSFORMER, WHITE, MR16	662400613992	0.662	12	960	•		•	•	CN

CATALOG NUMBER	DESCRIPTION	UPC CODE	WEIGHT	CASE QTY	PALLET					COO	
					QTY	NJ	TX	IL	CA		GA
Cylinder											
Small Roundback Cylinder											
 LZR301MB	LAZER SMALL ROUNDBACK CYLINDER, BLACK BAFFLE, MATTE BLACK, R20, PAR20, A19	662400612643	0.958	12	432					•	CN
LZR301P	LAZER SMALL ROUNDBACK CYLINDER, BLACK BAFFLE, WHITE, R20, PAR20, A19	662400612636	1.03	12	432					•	CN
Roundback Cylinder											
 LZR302MB	LAZER ROUNDBACK CYLINDER, BLACK BAFFLE, MATTE BLACK, BR30, R30, PAR30, BR25	662400612681	1.295	12	288					•	CN
LZR302P	LAZER ROUNDBACK CYLINDER, BLACK BAFFLE, WHITE, BR30, R30, PAR30, BR25	662400612674	1.331	10	360					•	CN
LZR302P/W	LAZER ROUNDBACK CYLINDER, WHITE BAFFLE, WHITE, BR30, R30, PAR30, BR25	662400612704	1.121	12	360					•	CN
Large Roundback Cylinder											
 LZR303MB	LAZER LARGE ROUNDBACK CYLINDER, BLACK BAFFLE, BLACK, PAR38, R40	662400612551	1.628	6	144					•	CN
LZR303P	LAZER LARGE ROUNDBACK CYLINDER, BLACK BAFFLE, WHITE, PAR38, R40	662400612544	1.7	6	192					•	CN
Small Step Cylinder											
 LZR304P	LAZER SMALL STEP CYLINDER, BLACK BAFFLE, WHITE, R20, PAR20, A19	662400612711	0.745	12	432	•		•	•	•	CN
LZR304MB	LAZER SMALL STEP CYLINDER, BLACK BAFFLE, MATTE BLACK, R20, PAR20, A19	662400612728	0.981	12	216					•	CN
Step Cylinder											
 LZR305P	LAZER STEP CYLINDER, BLACK BAFFLE, WHITE, BR30, R30, PAR30, BR25	662400612759	1.144	12	288					•	CN
LZR305MB	LAZER STEP CYLINDER, BLACK BAFFLE, MATTE BLACK, BR30, R30, PAR30, BR25	662400612773	1.213	12	360					•	CN
LZR305P/W	LAZER STEP CYLINDER, WHITE BAFFLE, WHITE, BR30, R30, PAR30, BR25	662400612797	1.2	12	288					•	CN
Large Step Cylinder											
 LZR306MB	LAZER LARGE STEP CYLINDER, BLACK BAFFLE, MATTE BLACK, R40, PAR38	662400612575	1.231	6	192					•	CN
Flatback Cylinder - LZR307											
 LZR307MB	LAZER FLATBACK CYLINDER, BLACK BAFFLE, MATTE BLACK, R20, PAR20, A19	662400612810	1.14	12	432					•	CN
LZR307P	LAZER FLATBACK CYLINDER, BLACK BAFFLE, WHITE, R20, PAR20, A19	662400612803	1.14	12	432					•	CN
Flatback Cylinder - LZR308											
 LZR308MB	LAZER FLATBACK CYLINDER, BLACK BAFFLE, MATTE BLACK, BR30, R30, PAR30, BR25	662400612599	1.078	12	360					•	CN
LZR308P	LAZER FLATBACK CYLINDER, BLACK BAFFLE, WHITE, BR30, R30, PAR30, BR25	662400612582	1.333	12	360					•	CN

CATALOG NUMBER	DESCRIPTION	UPC CODE	WEIGHT	CASE		PALLET					COO	
				QTY	QTY	NJ	TX	IL	CA	GA		
Glass and Perforated Bell & Contemporary Gimbal												
Perforated Bell												
	LZR402P	LAZER LOW VOLTAGE PERFORATED BELL, ELECTRONIC TRANSFORMER, WHITE, MR16	662400616542	1.02	12	288					•	CN
	LZR402MB	LAZER LOW VOLTAGE PERFORATED BELL, ELECTRONIC TRANSFORMER, MATTE BLACK, MR16	662400616559	0.926	12	216					•	CN
Glass Bell												
	LZR403P	LAZER LOW VOLTAGE GLASS BELL, ELECTRONIC TRANSFORMER, WHITE, MR16	662400616566	1.136	12	432	•		•		•	CN
	LZR403MB	LAZER LOW VOLTAGE GLASS BELL, ELECTRONIC TRANSFORMER, MATTE BLACK, MR16	662400616573	1.106	12	432					•	CN
Contemporary Gimbal												
	LZR404P	LAZER LOW VOLTAGE CONTEMPORARY GIMBAL, ELECTRONIC TRANSFORMER, WHITE, MR16	662400616580	0.722	12	720	•		•		•	CN
	LZR404MB	LAZER LOW VOLTAGE CONTEMPORARY GIMBAL, ELECTRONIC TRANSFORMER, MATTE BLACK, MR16	662400616597	0.6	12	720					•	CN
Step Cylinder												
Low Voltage Step Cylinder												
	LZR406MB	LAZER LOW VOLTAGE STEP CYLINDER, ELECTRONIC TRANSFORMER, MATTE BLACK, MR16	662400687597	0.942	6	600					•	CN
	LZR406P	LAZER LOW VOLTAGE STEP CYLINDER, ELECTRONIC TRANSFORMER, WHITE, MR16	662400687580	0.91	6	432				•	•	CN
Lazer Track System												
Single Circuit												
	LZR108P	LAZER SINGLE CIRCUIT TRACK, 8FT, WHITE	662400617457	3.08	12	504	•	•	•	•	•	CN
	LZR108MB	LAZER SINGLE CIRCUIT TRACK, 8FT, MATTE BLACK	662400617402	3.2	12	504	•	•			•	CN
	LZR104P	LAZER SINGLE CIRCUIT TRACK, 4FT, WHITE	662400617419	1.5	12	1248	•	•	•	•	•	CN
	LZR106P	LAZER SINGLE CIRCUIT TRACK, 6FT, WHITE	662400617433	2.4	12	960	•		•	•	•	CN
	LZR102MB	LAZER SINGLE CIRCUIT TRACK, 2FT, MATTE BLACK	662400617464	0.874	6	864					•	CN
	LZR102P	LAZER SINGLE CIRCUIT TRACK, 2FT, WHITE	662400617396	0.7	12	2352				•	•	CN
	LZR104MB	LAZER SINGLE CIRCUIT TRACK, 4FT, MATTE BLACK	662400617426	1.659	12	1632		•	•	•	•	CN
	LZR106MB	LAZER SINGLE CIRCUIT TRACK, 6FT, MATTE BLACK	662400617440	2.55	12	1152			•	•	•	CN
T-Bar Clip												
	LZR207	LAZER T-BAR CLIP	662400617129	0.146	96	3072					•	CN
Monopoint Feed												
	LZR209MB	LAZER MONOPOINT FEED, MATTE BLACK	662400617150	0.438	12	1440			•	•	•	CN
	LZR209P	LAZER MONOPOINT FEED, WHITE	662400617167	0.373	48	2304		•	•	•	•	CN
Monopoint Feed Low Voltage												
	LZR210MB	LAZER MONOPOINT FEED, LOW VOLTAGE, MATTE BLACK	662400617174	0.363	12	1296					•	CN
	LZR210P	LAZER MONOPOINT FEED, LOW VOLTAGE, WHITE	662400617181	0.29	48	1296					•	CN
Live End Feed w / Junction Box Cover												
	LZR200P	LAZER LIVE END FEED W/JUNCTION BOX COVER, WHITE	662400617006	0.396	24	1152		•	•	•	•	CN
	LZR200MB	LAZER LIVE END FEED W/JUNCTION BOX COVER, MATTE BLACK	662400616993	0.354	6	672					•	CN

CATALOG NUMBER	DESCRIPTION	UPC CODE	WEIGHT	CASE		PALLET					COO
				QTY	QTY	NJ	TX	IL	CA	GA	
Live End Feed											
 LZR201P	LAZER LIVE END FEED, WHITE	662400617020	0.234	12	3456	•	•	•	•	•	CN
LZR201MB	LAZER LIVE END FEED, MATTE BLACK	662400617013	0.228	8	384	•	•	•	•	•	CN
Floating Canopy & Connector Feed											
 LZR202P	LAZER FLOATING CANOPY AND CONNECTOR FEED, WHITE	662400617044	0.538	24	1152			•	•	•	CN
LZR202MB	LAZER FLOATING CANOPY AND CONNECTOR FEED, MATTE BLACK	662400617037	0.4	24	648					•	CN
Adjustable L & Straight Connector											
 LZR203MB	LAZER ADJUSTABLE L AND STRAIGHT CONNECTOR, MATTE BLACK	662400617051	0.486	4	384					•	CN
LZR203P	LAZER ADJUSTABLE L AND STRAIGHT CONNECTOR, WHITE	662400617068	0.395	48	2304	•	•	•	•	•	CN
Conduit Adapter Feed											
 LZR204MB	LAZER CONDUIT ADAPTER FEED, MATTE BLACK	662400617075	0.271	12	432			•	•	•	CN
LZR204P	LAZER CONDUIT ADAPTER FEED, WHITE	662400617082	0.254	48	1296					•	CN
Conduit Continuation Feed											
 LZR205MB	LAZER CONDUIT CONTINUATION FEED, MATTE BLACK	662400617099	0.25	48	2304					•	CN
T-Bar Canopy											
 LZR206P	LAZER T-BAR CANOPY - WHITE	662400617112	0.4	12	576					•	CN
Flexible Connector Feed											
 LZR211P	LAZER FLEXIBLE CONNECTOR FEED, WHITE	662400617204	0.4	12	2492					•	CN
Mini Connector											
 LZR212P	LAZER MINI CONNECTOR, WHITE	662400617228	0.155	12	1728	•	•	•	•	•	CN
LZR212MB	LAZER MINI CONNECTOR, MATTE BLACK	662400617211	0.156	96	3072	•	•	•	•	•	CN
T Connector Right											
 LZR213LP	LAZER T CONNECTOR, LEFT HAND, WHITE	662400685951	0.4	12	2400					•	CN
LZR213LMB	LAZER T CONNECTOR, LEFT HAND, MATTE BLACK	662400685944	0.37	12	2400					•	CN
T Connector Left											
 LZR213RP	LAZER T CONNECTOR FEED RIGHT, WHITE	662400685975	0.37	48	2304					•	CN
LZR213RMB	LAZER T CONNECTOR, RIGHT HAND, MATTE BLACK	662400685968	0.4	12	2400					•	CN

CATALOG NUMBER	DESCRIPTION	UPC CODE	WEIGHT	CASE QTY	PALLET QTY	NJ	TX	IL	CA	GA	COO
----------------	-------------	----------	--------	----------	------------	----	----	----	----	----	-----

Linea Lampholders and Systems

Linea LV Surface Track and Connect



Surface Channel

LV308MB

MINI-ALTO MR16, MATTE BLACK, 50W MAX.

662400669340

0.613

12

576



CN

Surface Etchings



Square Etchings Sconce

H2522MC

SQUARE ETCHINGS SCONCE, INCANDESCENT, MATTE CHROME

662400215806

7.425

4

36



CN

Undercabinet

Luminaire and Accessories

HU1009D930MBR	HALO HU10 LED UNDERCABINET 9 IN, 3000K, MATTE BLACK	080083748310	1.5	16	576						CN
HU1024D930MBR	HALO HU10 LED UNDERCABINET 24 IN, 3000K, MATTE BLACK	080083748358		3	8	224					US
HU2018PS2P930MBR	HALO HU20 LED UNDERCABINET TRACK, 18" WHITE - RETAIL KIT	080083760091	1.5	4	288						CN
HU1109D9SMB	9" INTEGRATED UNDERCABINET, SELECTABLE CCT (2700K-4000K), DIMMABLE, MATTE BLACK	080083875245	0.68	4	1152	•	•	•	•	•	CN
HU1109D9SP	9" INTEGRATED UNDERCABINET, SELECTABLE CCT (2700K-4000K), DIMMABLE, WHITE	080083875788	0.68	4	1152	•	•	•	•	•	CN
HU1118D9SMB	18" INTEGRATED UNDERCABINET, SELECTABLE CCT (2700K-4000K), DIMMABLE, MATTE BLACK	080083875825	1.11	4	704	•	•	•	•	•	CN
HU1118D9SP	18" INTEGRATED UNDERCABINET, SELECTABLE CCT (2700K-4000K), DIMMABLE, WHITE	080083875863	1.11	4	704	•	•	•	•	•	CN
HU1124D9SMB	24" INTEGRATED UNDERCABINET, SELECTABLE CCT (2700K-4000K), DIMMABLE, MATTE BLACK	080083875900	1.47	4	648	•	•	•	•	•	CN
HU1124D9SP	24" INTEGRATED UNDERCABINET, SELECTABLE CCT (2700K-4000K), DIMMABLE, WHITE	080083875948	1.47	4	648	•	•	•	•	•	CN
HU1136D9SMB	36" INTEGRATED UNDERCABINET, SELECTABLE CCT (2700K-4000K), DIMMABLE, MATTE BLACK	080083875986	1.92	4	352	•	•	•	•	•	CN
HU1136D9SP	36" INTEGRATED UNDERCABINET, SELECTABLE CCT (2700K-4000K), DIMMABLE, WHITE	080083876020	1.92	4	320	•	•	•	•	•	CN
HU1148D9SMB	48" INTEGRATED UNDERCABINET, SELECTABLE CCT (2700K-4000K), DIMMABLE, MATTE BLACK	080083876068	2.58	4	396						CN
HU1148D9SP	48" INTEGRATED UNDERCABINET, SELECTABLE CCT (2700K-4000K), DIMMABLE, WHITE	080083876105	2.58	4	396	•	•	•	•	•	CN

Accessories

Track Accessories

Converter, single circuit to four circuit L963P

L963P	SINGLE CIRCUIT TO FOUR CIRCUIT CONVERTER, WHITE	662400141976	0.91	6	192						MX
-------	---	--------------	------	---	-----	--	--	--	--	--	----

Light Shield L284

L284P	POLYMER LIGHT SHIELD, WHITE, PAR30	662400183136	0.91	6	192						MX
-------	------------------------------------	--------------	------	---	-----	--	--	--	--	--	----

Halo Commercial

Recessed Commercial Lighting

4" Housings and Cylinders

4" HC4 Series Housings

CATALOG NUMBER	DESCRIPTION	UPC CODE	WEIGHT	CASE QTY	PALLET QTY	NJ	TX	IL	CA	GA	COO
HC410D010	4" DL 1000LM, UNV, 0-10V	080083860586	3.95	6	36						MX
HC415D010	4" DL 1500LM, UNV, 0-10V	080083860609	3.95	6	36						MX
HC430D010	4" DL 3000LM, UNV, 0-10V	080083860654	3.95	6	36						MX
HC440D010	4" DL 4000LM, UNV, 0-10V	080083861064	3.95	6	36						MX
HC410D010REM7	4" DL 1000LM, UNV, 0-10V, REM7	080083861187	3.95	6	72						MX
HC4CP10D010	4? NEW CONSTRUCTION AND REMODELER HOUSING, 1000 LUMENS, 120-277VAC	080083861088	3.95	6	36						MX
HC4CP15D010	4? NEW CONSTRUCTION AND REMODELER HOUSING, 1500 LUMENS, 120-277VAC	080083861224	3.95	6	36						MX
HC4CP20D010	4? NEW CONSTRUCTION AND REMODELER HOUSING, 2000 LUMENS, 120-277VAC	080083861309	3.95	6	36						MX
HC4CP30D010	4? NEW CONSTRUCTION AND REMODELER HOUSING, 3000 LUMENS, 120-277VAC	080083861323	3.95	6	36						MX
HC4CP40D010	4? NEW CONSTRUCTION AND REMODELER HOUSING, 4000 LUMENS, 120-277VAC	080083861200	3.95	6	36						MX
HC410D010IEM7	4" DL 1000LM, UNV, 0-10V, IEM7	080083861620	3.95	6	72						MX
HC415D010IEM7	4" DL 1500LM, UNV, 0-10V, IEM7	080083861927	3.95	6	72						MX
HC415D010REM7	4" DL 1500LM, UNV, 0-10V, REM7	080083861408	3.95	6	72						MX
HC420D010IEM7	4" DL 2000LM, UNV, 0-10V, IEM7	080083861484	3.95	6	72						MX
HC420D010REM7	4" DL 2000LM, UNV, 0-10V, REM7	080083861507	3.95	6	72						MX
HC430D010IEM7	4" DL 3000LM, UNV, 0-10V, IEM7	080083861842	3.95	6	72						MX
HC430D010REM7	4" DL 3000LM, UNV, 0-10V, REM7	080083860227	3.95	6	72						MX
HC440D010IEM7	4" DL 4000LM, UNV, 0-10V, IEM7	080083861941	3.95	6	72						MX
HC440D010REM7	4" DL 4000LM, UNV, 0-10V, REM7	080083861866	3.95	6	72						MX
HC420D010	4" DL 2000LM, UNV, 0-10V	080083860623	3.95	6	36						MX

4" HC4R Series Housings

HC4R10D010	4" RETROFIT KIT 1000LM, UNV, 0-10V	080083865888	3.95	6	72						MX
HC4R15D010	4" RETROFIT KIT 1500LM, UNV, 0-10V	080083865901	3.95	6	72						MX
HC4R20D010	4" RETROFIT KIT 2000LM, UNV, 0-10V	080083865925	3.95	6	72						MX
HC4R30D010	4" RETROFIT KIT 3000LM, UNV, 0-10V	080083865949	3.95	6	72						MX
HC4R40D010	4" RETROFIT KIT 4000LM, UNV, 0-10V	080083865963	3.95	6	72						MX

4" HCC4 Cylinders Surface Mount

HCC4S10D010MB	4? SURFACE MOUNT CYLINDER, 1000 LUMENS, UNV 0-10V DIMMING DRIVER	080083917020	4.4	1	32						MX
HCC4S10D010MW	4? SURFACE MOUNT CYLINDER, 1000 LUMENS, UNV 0-10V DIMMING DRIVER	080083916405	4.4	1	32						MX
HCC4S15D010MB	4? SURFACE MOUNT CYLINDER, 1500 LUMENS, UNV 0-10V DIMMING DRIVER	080083917044	4.4	1	32						MX
HCC4S15D010MW	4? SURFACE MOUNT CYLINDER, 1500 LUMENS, UNV 0-10V DIMMING DRIVER	080083916429	4.4	1	32						MX
HCC4S20D010MB	4? SURFACE MOUNT CYLINDER, 2000 LUMENS, UNV 0-10V DIMMING DRIVER	080083917068	4.4	1	32						MX
HCC4S20D010MW	4? SURFACE MOUNT CYLINDER, 2000 LUMENS, UNV 0-10V DIMMING DRIVER	080083916443	4.4	1	48						MX

4" HCC4 Cylinders Wall Mount

HCC4W10D010MB	4? WALL MOUNT CYLINDER, 1000 LUMENS, UNV 0-10V DIMMING DRIVER	080083917082	4.4	1	32						MX
HCC4W10D010MW	4? WALL MOUNT CYLINDER, 1000 LUMENS, UNV 0-10V DIMMING DRIVER	080083916962	4.4	1	32						MX
HCC4W15D010MB	4? WALL MOUNT CYLINDER, 1500 LUMENS, UNV 0-10V DIMMING DRIVER	080083917105	4.4	1	32						MX
HCC4W15D010MW	4? WALL MOUNT CYLINDER, 1500 LUMENS, UNV 0-10V DIMMING DRIVER	080083916986	4.4	1	32						MX
HCC4W20D010MB	4? WALL MOUNT CYLINDER, 2000 LUMENS, UNV 0-10V DIMMING DRIVER	080083917129	4.4	1	32						MX
HCC4W20D010MW	4? WALL MOUNT CYLINDER, 2000 LUMENS, UNV 0-10V DIMMING DRIVER	080083917006	4.4	1	32						MX

CATALOG NUMBER	DESCRIPTION	UPC CODE	WEIGHT	CASE QTY	PALLET					COO	
					NJ	TX	IL	CA	GA		
4" Reflectors											
4" HC4 only Series Reflectors											
41PSMDW	4? NON-CONDUCTIVE POLYMER REFLECTOR, MEDIUM,WHITE FINISH	080083855407	0.9	6	144				•	•	CN
41MDHIEM	4? CONICAL REFLECTOR, MEDIUM,SEMI-SPECULAR CLEAR FINISH, INTEGRAL EMERGENCY ONLY	080083850525	1.87	6	108					•	CN
41MDWIEM	4? CONICAL REFLECTOR, MEDIUM,WHITE FINISH, INTEGRAL EMERGENCY ONLY	080083850549	1.87	6	108					•	CN
41NDHIEM	4? CONICAL REFLECTOR, NARROW,SEMI-SPECULAR CLEAR FINISH, INTEGRAL EMERGENCY ONLY	080083850426	1.87	6	108					•	CN
41WDCIEM	4? CONICAL REFLECTOR, WIDE, SPECULAR CLEAR FINISH, INTEGRAL EMERGENCY ONLY	080083850600	1.87	6	108					•	CN
41WDWBIEM	4? BAFFLE REFLECTOR, WIDE, WHITE BAFFLE, INTEGRAL EMERGENCY ONLY	080083850686	1.87	6	108					•	CN
4" HC4 and HCC4 Series Reflectors											
41NDC	4" CONICAL REFLECTOR, NARROW DISTRIBUTION, SPECULAR CLEAR	080083850068	1.87	6	108				•	•	CN
41WDHWF	4" CONICAL REFLECTOR, WIDE DISTRIBUTION, SEMI-SPECULAR CLEAR WITH WHITE FLANGE	080083850389	1.87	6	108				•	•	CN
41WDH	4" CONICAL REFLECTOR, WIDE DISTRIBUTION, SEMI-SPECULAR CLEAR	080083850280	1.87	6	108				•	•	CN
41WDC	4" CONICAL REFLECTOR, WIDE DISTRIBUTION, SPECULAR CLEAR	080083850266	1.87	6	108				•	•	CN
41MDHWF	4" CONICAL REFLECTOR, MEDIUM DISTRIBUTION, SEMI-SPECULAR CLEAR WITH WHITE FLANGE	080083850242	1.87	6	108				•	•	CN
41WDCWF	4" CONICAL REFLECTOR, WIDE DISTRIBUTION, SPECULAR CLEAR WITH WHITE FLANGE	080083850365	1.87	6	108				•	•	CN
41WDWB	4" LENS WIDE DL REF, SF, WHITE BAFFLE	080083850341	1.87	6	108				•	•	CN
41WDW	4" CONICAL REFLECTOR, WIDE DISTRIBUTION, WHITE FLANGE	080083850303	1.87	6	108				•	•	CN
41MDW	4" CONICAL REFLECTOR, MEDIUM DISTRIBUTION, WHITE FLANGE	080083850204	1.87	6	108				•	•	CN
41MDH	4" LENS MED DL REF, SF, SEMI SPEC	080083850181	1.87	6	108				•	•	CN
41MDCWF	4" CONICAL REFLECTOR, MEDIUM DISTRIBUTION, SPECULAR CLEAR WITH WHITE FLANGE	080083850228	1.87	6	108				•	•	CN
41MDC	4" CONICAL REFLECTOR, MEDIUM DISTRIBUTION, SPECULAR CLEAR	080083850167	2.01	6	144				•	•	CN
41NDHWF	4" CONICAL REFLECTOR, NARROW DISTRIBUTION, SEMI-SPECULAR CLEAR WITH WHITE FLANGE	080083850143	1.87	6	108				•	•	CN
41NDW	4" CONICAL REFLECTOR, NARROW DISTRIBUTION, WHITE FLANGE	080083850105	2.01	6	144				•	•	CN
41NDCWF	4" CONICAL REFLECTOR, NARROW DISTRIBUTION, SPECULAR CLEAR WITH WHITE FLANGE	080083850129	1.87	6	108				•	•	CN
41NDH	4" LENS NAR DL REF, SF, SEMI SPEC	080083850082	1.87	6	108				•	•	CN
41RWWHWF	4? CONICAL REFLECTOR, ROTATABLE WALL WASH,SEMI-SPECULAR CLEAR FINISH, WHITE FLANGE	080083850822	1.87	6	108					•	CN
41RWWBB	4" ROTATABLE WALL WASH REFLECTOR WITH LINEAR SPREAD LENS AND BLACK BAFFLE	080083853694	1.87	6	108					•	CN
41RWWC	4" ROTATABLE WALL WASH REFLECTOR WITH LINEAR SPREAD LENS, SPECULAR CLEAR	080083850747	1.87	6	108					•	CN
41RWWH	4" ROTATABLE WALL WASH REFLECTOR WITH LINEAR SPREAD LENS, SEMI-SPECULAR CLEAR	080083850761	1.87	6	24					•	CN
41RWWW	4" ROTATABLE WALL WASH REFLECTOR WITH LINEAR SPREAD LENS, WHITE	080083850785	1.87	6	108					•	CN
41RWWWB	4" ROTATABLE WALL WASH REFLECTOR WITH LINEAR SPREAD LENS, WHITE BAFFLE	080083853717	1.87	6	108					•	CN
41WDBB	4" WIDE 76° BEAM ANGLE REFLECTOR, BLACK BAFFLE	080083850327	2.01	6	144					•	CN
4" HC4R Reflectors											
42RMDH	4? RETROFIT CONICAL REFLECTOR,MEDIUM, SEMI-SPECULAR CLEAR FINISH	080083853632	2.01	6	144					•	CN
42RMDC	4" RETROFIT CONICAL REFLECTOR MEDIUM DISTRIBUTION 66° BEAM, SPECULAR CLEAR	080083853618	2.01	6	144					•	CN
42RMDCWCF	4" RETROFIT CONICAL REFLECTOR MEDIUM DISTRIBUTION 66° BEAM, SPECULAR CLEAR WITH WHITE FLANGE	080083855223	2.05	6	144					•	CN
42RMDHWF	4" RETROFIT CONICAL REFLECTOR MEDIUM DISTRIBUTION 66° BEAM, SEMI-SPECULAR CLEAR WITH WHITE FLANGE	080083855247	2.01	6	144					•	CN
42RMDW	4" RETROFIT CONICAL REFLECTOR MEDIUM DISTRIBUTION 66° BEAM, WHITE	080083853656	2.01	6	144					•	CN
4" HC4 and HCC4 Series Accessories											
41RWWPK	ROTATABLE WALL WASH INSERT FOR 4? REFLECTOR ?REPLACEMENT PART KIT	080083850846	0.826	6	108					•	CN

CATALOG NUMBER	DESCRIPTION	UPC CODE	WEIGHT	CASE		PALLET					COO	
				QTY	QTY	NJ	TX	IL	CA	GA		
4" LED Modules for HC4, HC4R and HCC4												
4" HC4, HC4R and HCC4 Series Modules												
HM412840	4" MODULE 1000-1500-2000LM 80CRI 4000K	080083855728	1.8	6	240					•	•	MX
HM412830	4" MODULE 1000-1500-2000LM 80CRI 3000K	080083855681	1.8	6	240				•	•	•	MX
HM434830	4" MODULE 3000-4000LM 80CRI 3000K	080083855902	1.8	6	240					•	•	MX
HM434840	4" MODULE 3000-4000LM 80CRI 4000K	080083856107	1.8	6	240						•	MX
HM434835	4" MODULE 3000-4000LM 80CRI 3500K	080083856206	1.8	6	240					•	•	MX
HM412927	4" MODULE 1000-1500-2000LM 90CRI 2700K	080083856121	1.8	6	240					•	•	MX
HM412930	4" MODULE 1000-1500-2000LM 90CRI 3000K	080083855964	1.8	6	240						•	MX
HM412827	4" MODULE 1000-1500-2000LM 80CRI 2700K	080083855667	1.8	6	240						•	MX
HM434930	4" MODULE 3000-4000LM 90CRI 3000K	080083855803	1.8	6	240						•	MX
HM434927	4" MODULE 3000-4000LM 90CRI 2700K	080083856060	1.8	6	240					•	•	MX
HM434940	4" MODULE 3000-4000LM 90CRI 4000K	080083855988	1.8	6	240					•	•	MX
HM434935	4" MODULE 3000-4000LM 90CRI 3500K	080083856169	1.8	6	240					•	•	MX
HM434827	4" MODULE 3000-4000LM 80CRI 2700K	080083855926	1.8	6	240						•	MX
HM412940	4" MODULE 1000-1500-2000LM 90CRI 4000K	080083856008	1.8	6	240					•	•	MX
HM412935	4" MODULE 1000-1500-2000LM 90CRI 3500K	080083855865	1.8	6	240					•	•	MX
HM412835	4? LED MODULE, 1000/1500/2000 LUMENS, 80 CRI, 3500K CCT	080083855704	1.8	6	240					•	•	MX

4" Square Housings

4" PRS4 Series Housings												
PRS4FS34D010	4" SQ, 3000-4000LM, UNV, 0-10V	080083873456	4.95	6	36					•		MX
PRS4FS12D010	4" SQ, 1000-1500-2000LM, UNV, 0-10V	080083845279	4.95	6	36					•	•	MX
PRS415D010	4" SQ, 1500LM, UNV, 0-10V	080083873401	4.95	6	36					•	•	MX
PRS430D010	4" SQ, 3000LM, UNV, 0-10V	080083873357	4.95	6	36					•	•	MX
PRS410D010	4" SQ, 1000LM, UNV, 0-10V	080083845255	4.95	6	36					•	•	MX

4" Square LED Modules

4" PRS4 Series Modules												
SM4348FS	4" SQ MODULE, 3000-4000LM, 80CRI	080083873005	1.15	6	360					•		MX
SM4128FS	4" SQ MODULE, 1000-1500-2000LM, 80CRI	080083873050	1.788	6	128					•	•	MX

CATALOG NUMBER	DESCRIPTION	UPC CODE	WEIGHT	CASE QTY	PALLET					COO	
					NJ	TX	IL	CA	GA		
4" Square Reflectors											
4" PRS4 Series Reflectors											
41SMDC	4" SQUARE REFLECTOR, MEDIUM DISTRIBUTION, SPECULAR CLEAR	080083872800	0.74	6	30				•	•	MX
41SNDC	4" SQUARE REFLECTOR, NARROW DISTRIBUTION, SPECULAR CLEAR	080083872855	0.74	6	30				•	•	MX
41SWDC	4" SQUARE REFLECTOR, WIDE DISTRIBUTION, SPECULAR CLEAR	080083872756	0.74	6	30				•	•	MX
41SMDH	4" LENS MED DL REF, SF, SEMI SPEC	080083872459	0.74	6	30				•	•	MX
41SNDH	4" LENS NAR DL REF, SF, SEMI SPEC	080083872503	0.74	6	30				•	•	MX
41SWDH	4" SQUARE REFLECTOR, WIDE DISTRIBUTION, SEMI-SPECULAR CLEAR	080083872404	0.74	6	30				•	•	MX
41SNDHWF	4" SQUARE REFLECTOR, NARROW DISTRIBUTION, SEMI-SPECULAR CLEAR WITH WHITE FLANGE	080083869602	0.74	6	30				•	•	MX
41SMDCWF	4" SQUARE REFLECTOR, MEDIUM DISTRIBUTION, SPECULAR CLEAR WITH WHITE FLANGE	080083869503	0.74	6	30				•	•	MX
41SNDCWF	4" SQUARE REFLECTOR, NARROW DISTRIBUTION, SPECULAR CLEAR WITH WHITE FLANGE	080083869657	0.74	6	30				•	•	MX
41SWDHWF	4" SQUARE REFLECTOR, WIDE DISTRIBUTION, SEMI-SPECULAR CLEAR WITH WHITE FLANGE	080083869305	0.74	6	30				•	•	MX
41SWWCWF	4" LENS W-WASH REF, SF, SPEC CLEAR, WF	080083869206	0.74	6	30				•	•	MX
41SMDHWF	4" SQUARE REFLECTOR, MEDIUM DISTRIBUTION, SEMI-SPECULAR CLEAR WITH WHITE FLANGE	080083869459	0.74	6	30				•	•	MX
41SWDCWF	4" SQUARE REFLECTOR, WIDE DISTRIBUTION, SPECULAR CLEAR WITH WHITE FLANGE	080083869350	0.74	6	30				•	•	MX
41SNDMBWF	4" LENS NAR DL REF, SF, MATTE BLACK, WF	080083869558	0.74	6	30				•	•	MX
41SWWMBWF	4" LENS W-WASH REF, SF, MATTE BLACK, WF	080083869107	0.74	6	30				•	•	MX
41SWDMBWF	4" LENS WIDE DL REF, SF, MATTE BLACK, WF	080083869251	0.74	6	30				•	•	MX
41SWWHWF	4" LENS W-WASH REF, SF, SEMI SPEC, WF	080083869152	0.74	6	30				•	•	MX
41SMDMBWF	4" LENS MED DL REF, SF, MATTE BLACK, WF	080083869404	0.74	6	30				•	•	MX
41SWWH	4" LENS WALL WASH REF, SF, SEMI SPEC	080083872350	0.74	6	30				•	•	MX
41SNDMB	4" LENS NAR DL REF, SF, MATTE BLACK	080083871803	0.74	6	30				•	•	MX
41SMDMW	4" SQUARE REFLECTOR, MEDIUM DISTRIBUTION, MATTE WHITE	080083872107	0.74	6	30				•	•	MX
41SWWMW	4" LENS WALL WASH REF, SF, MATTE WHITE	080083872008	0.74	6	30				•	•	MX
41SWDMW	4" SQUARE REFLECTOR, WIDE DISTRIBUTION, MATTE WHITE	080083872053	0.74	6	30				•	•	MX
41SMDMB	4" LENS MED DL REF, SF, MATTE BLACK	080083871759	0.74	6	30				•	•	MX
41SWWMB	4" LENS WALL WASH REF, SF, MATTE BLACK	080083871650	0.74	6	30				•	•	MX
41SWDMB	4" LENS WIDE DL REF, SF, MATTE BLACK	080083871704	0.74	6	30				•	•	MX

4" Square Shallow Reflectors

4" PRS4 Series Reflectors

44SNDH	4" SHAL LENS NAR DL REF, SF, SEMI SPEC	080083872305	0.7	6	50				•	•	MX
44SNDC	4" SHAL LENS NAR DL REF, SF, SPEC CLEAR	080083872657	0.7	6	50				•	•	MX
44SWDC	4" SHAL LENS WIDE DL REF, SF, SPEC CLEAR	080083872558	0.7	6	50				•	•	MX
44SMDC	4" SHAL LENS MED DL REF, SF, SPEC CLEAR	080083872602	0.7	6	50				•	•	MX
44SWDH	4" SHAL LENS WIDE DL REF, SF, SEMI SPEC	080083872206	0.7	6	50				•	•	MX
44SMDH	4" SHAL LENS MED DL REF, SF, SEMI SPEC	080083872251	0.7	6	50				•	•	MX
44SWDCWF	4" SHAL LENS WIDE DL REF, SF SPEC CLR,WF	080083868759	0.74	6	30				•	•	MX
44SMDCWF	4" SHAL LENS MED DL REF, SF, SPEC CLR,WF	080083868902	0.74	6	30				•	•	MX
44SNDCWF	4" SHAL LENS NAR DL REF, SF, SPEC CLR, WF	080083869053	0.7	6	50				•	•	MX
44SMDMBWF	4" SHAL LENS MED DL REF, SF, MAT BLK, WF	080083868803	0.74	6	30				•	•	MX
44SWDHWF	4" SHAL LENS WIDE DL REF, SF SEMISPEC,WF	080083868704	0.74	6	30				•	•	MX
44SNDMBWF	4" SHAL LENS NAR DL REF, SF, MAT BLK, WF	080083868957	0.74	6	30				•	•	MX
44SNDHWF	4" SHAL LENS NAR DL REF, SF, SEMISPEC,WF	080083869008	0.74	6	30				•	•	MX
44SMDHWF	4" SHAL LENS MED DL REF, SF, SEMISPEC,WF	080083868858	0.74	6	30				•	•	MX
44SMDMW	4" SHAL LENS MED DL REF, SF, MATTE WHITE	080083871902	0.7	6	50				•	•	MX
44SNDMW	4" SHAL LENS NAR DL REF, SF, MATTE WHITE	080083871957	0.7	6	50				•	•	MX
44SWDMW	4" SHAL LENS WIDE DL REF, SF, MATT WHITE	080083871858	0.7	6	50				•	•	MX
44SMDMB	4" SHAL LENS MED DL REF, SF, MATTE BLACK	080083871551	0.7	6	50				•	•	MX
44SNDMB	4" SHAL LENS NAR DL REF, SF, MATTE BLACK	080083871605	0.7	6	50				•	•	MX
44SWDMB	4" SHAL LENS WIDE DL REF, SF, MATT BLACK	080083871506	0.7	6	50				•	•	MX

CATALOG NUMBER	DESCRIPTION	UPC CODE	WEIGHT	CASE		PALLET					COO	
				QTY	QTY	NJ	TX	IL	CA	GA		
4" Square Accessories												
4" PRS4 Series Accessories												
TIR4SND	4" TIR LENS, NARROW DISTRIBUTION	080083852369	0.74	6	30					•	•	MX
TIR4SMD	4" TIR LENS, MEDIUM DISTRIBUTION	080083852376	0.74	6	30					•	•	MX
TIR4SWD	4" TIR LENS, WIDE DISTRIBUTION	080083852383	0.74	6	30					•	•	MX
S4DWW	4" LENS WALL WASH INSERT REPLACEMENT	080083852420	0.74	6	30					•	•	MX
5" / 6" Housings												
5" / 6" HC56R Series Housings												
HC56R10D010	6? RETROFIT KIT, 1000 LUMENS, 120-277VAC	080083901388	3.95	6	72					•	•	MX
HC56R10D010REM7	6? RETROFIT KIT, 1000 LUMENS, 120-277VAC, INTEGRAL 7 WATT EMERGENCY MODULE	080083901449	3.95	6	72					•	•	MX
HC56R15D010	6? RETROFIT KIT, 1500 LUMENS, 120-277VAC	080083901401	3.95	6	72					•	•	MX
HC56R15D010REM7	6? RETROFIT KIT, 1500 LUMENS, 120-277VAC, INTEGRAL 7 WATT EMERGENCY MODULE	080083901456	3.95	6	72					•	•	MX
HC56R20D010	6? RETROFIT KIT, 2000 LUMENS, 120-277VAC	080083901418	3.95	6	72					•	•	MX
HC56R20D010REM7	6? RETROFIT KIT, 2000 LUMENS, 120-277VAC, INTEGRAL 7 WATT EMERGENCY MODULE	080083903061	3.95	6	72					•	•	MX
HC56R30D010	6? RETROFIT KIT, 3000 LUMENS, 120-277VAC	080083901425	3.95	6	72					•	•	MX
HC56R30D010REM7	6? RETROFIT KIT, 3000 LUMENS, 120-277VAC, INTEGRAL 7 WATT EMERGENCY MODULE	080083903078	3.95	6	72					•	•	MX
HC56R40D010	6? RETROFIT KIT, 4000 LUMENS, 120-277VAC	080083901432	3.95	6	72					•	•	MX
HC56R40D010REM7	6? RETROFIT KIT, 4000 LUMENS, 120-277VAC, INTEGRAL 7 WATT EMERGENCY MODULE	080083903085	3.95	6	72					•	•	MX
6" Housings and Cylinders												
6" HC6 Series Housings												
HC610D010	RECESSED 6-INCH LED DOWNLIGHT, 1000 LUMENS, 120-277VAC, 0-10V DIMMING	080083883646	3.95	6	36					•	•	MX
HC610D010IEM7	RECESSED 6-INCH LED DOWNLIGHT, 1000 LUMENS, 120-277VAC, 0-10V DIMMING, IEM7	080083884032	3.95	6	72					•	•	MX
HC610D010REM7	RECESSED 6-INCH LED DOWNLIGHT, 1000 LUMENS, 120-277VAC, 0-10V DIMMING, REM7	080083883943	3.95	6	72					•	•	MX
HC615D010	RECESSED 6-INCH LED DOWNLIGHT, 1500 LUMENS, 120-277VAC, 0-10V DIMMING	080083883660	3.95	6	36	•				•	•	MX
HC615D010IEM7	RECESSED 6-INCH LED DOWNLIGHT, 1500 LUMENS, 120-277VAC, 0-10V DIMMING, IEM7	080083884049	3.95	6	72					•	•	MX
HC615D010REM7	RECESSED 6-INCH LED DOWNLIGHT, 1500 LUMENS, 120-277VAC, 0-10V DIMMING, REM7	080083883950	3.95	6	72					•	•	MX
HC620D010	RECESSED 6-INCH LED DOWNLIGHT, 2000 LUMENS, 120-277VAC, 0-10V DIMMING	080083883684	3.95	6	36	•				•	•	MX
HC620D010IEM7	RECESSED 6-INCH LED DOWNLIGHT, 2000 LUMENS, 120-277VAC, 0-10V DIMMING, IEM7	080083884056	3.95	6	72					•	•	MX
HC620D010REM7	RECESSED 6-INCH LED DOWNLIGHT, 2000 LUMENS, 120-277VAC, 0-10V DIMMING, REM7	080083901111	3.95	6	72					•	•	MX
HC630D010	RECESSED 6-INCH LED DOWNLIGHT, 3000 LUMENS, 120-277VAC, 0-10V DIMMING	080083883707	3.95	6	36	•				•	•	MX
HC630D010IEM7	RECESSED 6-INCH LED DOWNLIGHT, 3000 LUMENS, 120-277VAC, 0-10V DIMMING, IEM7	080083884063	3.95	6	72					•	•	MX
HC630D010REM7	RECESSED 6-INCH LED DOWNLIGHT, 3000 LUMENS, 120-277VAC, 0-10V DIMMING, REM7	080083883967	3.95	6	72					•	•	MX
HC640D010	RECESSED 6-INCH LED DOWNLIGHT, 4000 LUMENS, 120-277VAC, 0-10V DIMMING	080083883721	3.95	6	36	•				•	•	MX
HC640D010IEM7	RECESSED 6-INCH LED DOWNLIGHT, 4000 LUMENS, 120-277VAC, 0-10V DIMMING, IEM7	080083884070	3.95	6	72					•	•	MX
HC640D010REM7	RECESSED 6-INCH LED DOWNLIGHT, 4000 LUMENS, 120-277VAC, 0-10V DIMMING, REM7	080083883974	3.95	6	72					•	•	MX
HC6CP10D010	RECESSED 6-INCH LED DOWNLIGHT, 1000 LUMENS, 120-277VAC, 0-10V DIMMING, CP RATED	080083883745	3.95	6	36					•	•	MX
HC6CP15D010	RECESSED 6-INCH LED DOWNLIGHT, 1500 LUMENS, 120-277VAC, 0-10V DIMMING, CP RATED	080083883769	3.95	6	36					•	•	MX
HC6CP20D010	RECESSED 6-INCH LED DOWNLIGHT, 2000 LUMENS, 120-277VAC, 0-10V DIMMING, CP RATED	080083883783	3.95	6	36					•	•	MX
HC6CP30D010	RECESSED 6-INCH LED DOWNLIGHT, 3000 LUMENS, 120-277VAC, 0-10V DIMMING, CP RATED	080083883806	3.95	6	36					•	•	MX
HC6CP40D010	RECESSED 6-INCH LED DOWNLIGHT, 4000 LUMENS, 120-277VAC, 0-10V DIMMING, CP RATED	080083883820	3.95	6	36					•	•	MX

CATALOG NUMBER	DESCRIPTION	UPC CODE	WEIGHT	CASE QTY	PALLET					COO	
					NJ	TX	IL	CA	GA		
6" HC6R Series Housings											
HC6R10D010	HC6 RETROFIT LED KIT, 1000 LUMENS, UNV, 0-10V	080083903269	3.95	6	240				•	•	MX
HC6R10D010REM7	HC6 RETROFIT LED KIT, 1000 LUMENS, UNV, 0-10V	080083903313	3.95	6	240				•		MX
HC6R15D010	HC6 RETROFIT LED KIT, 1500 LUMENS, UNV, 0-10V	080083903276	3.95	6	240				•	•	MX
HC6R15D010REM7	HC6 RETROFIT LED KIT, 1500 LUMENS, UNV, 0-10V	080083903320	3.95	6	240				•		MX
HC6R20D010	HC6 RETROFIT LED KIT, 2000 LUMENS, UNV, 0-10V	080083903283	3.95	6	240				•	•	MX
HC6R20D010REM7	HC6 RETROFIT LED KIT, 2000 LUMENS, UNV, 0-10V	080083903337	3.95	6	240				•		MX
HC6R30D010	HC6 RETROFIT LED KIT, 3000 LUMENS, UNV, 0-10V	080083903290	3.95	6	240				•	•	MX
HC6R30D010REM7	HC6 RETROFIT LED KIT, 3000 LUMENS, UNV, 0-10V	080083903344	3.95	6	240				•		MX
HC6R40D010	HC6 RETROFIT LED KIT, 4000 LUMENS, UNV, 0-10V	080083903306	3.95	6	240				•	•	MX
HC6R40D010REM7	HC6 RETROFIT LED KIT, 4000 LUMENS, UNV, 0-10V	080083903351	3.95	6	240				•		MX
6" HCC6 Cylinders Surface Mount											
HCC6S10D010MB	6? SURFACE MOUNT CYLINDER,1000 LUMENS,UNV 0-10V DIMMING DRIVER	080083917662	4.4	1	32				•	•	MX
HCC6S10D010MW	6? SURFACE MOUNT CYLINDER,1000 LUMENS,UNV 0-10V DIMMING DRIVER	080083917464	4.4	1	32				•	•	MX
HCC6S15D010MB	6? SURFACE MOUNT CYLINDER,1500 LUMENS,UNV 0-10V DIMMING DRIVER	080083917686	4.4	1	32				•	•	MX
HCC6S15D010MW	6? SURFACE MOUNT CYLINDER,1500 LUMENS,UNV 0-10V DIMMING DRIVER	080083917488	4.4	1	32				•	•	MX
HCC6S20D010MB	6? SURFACE MOUNT CYLINDER,2000 LUMENS,UNV 0-10V DIMMING DRIVER	080083917709	4.4	1	32				•	•	MX
HCC6S20D010MW	6? SURFACE MOUNT CYLINDER,2000 LUMENS,UNV 0-10V DIMMING DRIVER	080083917501	4.4	1	32				•	•	MX
HCC6S30D010MB	6? SURFACE MOUNT CYLINDER,3000 LUMENS,UNV 0-10V DIMMING DRIVER	080083917723	4.4	1	32				•	•	MX
HCC6S30D010MW	6? SURFACE MOUNT CYLINDER,3000 LUMENS,UNV 0-10V DIMMING DRIVER	080083917525	4.4	1	32				•	•	MX
HCC6S40D010MB	6? SURFACE MOUNT CYLINDER,4000 LUMENS,UNV 0-10V DIMMING DRIVER	080083917747	4.4	1	32				•	•	MX
HCC6S40D010MW	6? SURFACE MOUNT CYLINDER,4000 LUMENS,UNV 0-10V DIMMING DRIVER	080083917549	4.4	1	32				•	•	MX
6" HCC6 Cylinders Wall Mount											
HCC6W10D010MB	6? WALL MOUNT CYLINDER,1000 LUMENS,UNV 0-10V DIMMING DRIVER	080083917761	4.4	1	32				•	•	MX
HCC6W10D010MW	6? WALL MOUNT CYLINDER,1000 LUMENS,UNV 0-10V DIMMING DRIVER	080083917563	4.4	1	32				•	•	MX
HCC6W15D010MB	6? WALL MOUNT CYLINDER,1500 LUMENS,UNV 0-10V DIMMING DRIVER	080083917785	4.4	1	32				•	•	MX
HCC6W15D010MW	6? WALL MOUNT CYLINDER,1500 LUMENS,UNV 0-10V DIMMING DRIVER	080083917587	4.4	1	32				•	•	MX
HCC6W20D010MB	6? WALL MOUNT CYLINDER,2000 LUMENS,UNV 0-10V DIMMING DRIVER	080083917808	4.4	1	32				•	•	MX
HCC6W20D010MW	6? WALL MOUNT CYLINDER,2000 LUMENS,UNV 0-10V DIMMING DRIVER	080083917600	4.4	1	32				•	•	MX
HCC6W30D010MB	6? WALL MOUNT CYLINDER,3000 LUMENS,UNV 0-10V DIMMING DRIVER	080083917822	4.4	1	32				•	•	MX
HCC6W30D010MW	6? WALL MOUNT CYLINDER,3000 LUMENS,UNV 0-10V DIMMING DRIVER	080083917624	4.4	1	32				•	•	MX
HCC6W40D010MB	6? WALL MOUNT CYLINDER,4000 LUMENS,UNV 0-10V DIMMING DRIVER	080083917846	4.4	1	32				•	•	MX
HCC6W40D010MW	6? WALL MOUNT CYLINDER,4000 LUMENS,UNV 0-10V DIMMING DRIVER	080083917648	4.4	1	32				•	•	MX

CATALOG NUMBER	DESCRIPTION	UPC CODE	WEIGHT	CASE QTY	PALLET QTY	TX IL CA GA					COO
						NJ	TX	IL	CA	GA	
6" PR6 Series Housings											
PR6FS12D010	6" APERTURE NEW CONSTRUCTION/REMODELER HOUSING FRAME, FIELD SELECTABLE (1000-2000 LUMENS), 0-10V DIM	080083892174	4.5	6	72	•	•	•	•	•	MX
PR6FS24D010	6" APERTURE NEW CONSTRUCTION/REMODELER HOUSING FRAME, FIELD SELECTABLE (2000-4000 LUMENS), 0-10V DIM	080083892167	4.5	6	72	•	•	•	•	•	MX
PR6CPFS12D010	6? PR6 CP, 1000/1500/2000 LUMENS, UNV 0-10V	080083892129	4.5	6	72					•	MX
PR6CPFS24D010	6? PR6 CP, 1000/1500/2000 LUMENS, UNV 0-10V	080083892112	4.5	6	72					•	MX
PR6FS12D010REM14	6? PR6, 1000/1500/2000 LUMENS, UNV 0-10V, INTEGRAL 14 WATT EMERGENCY BATTERY PACK WITH REMOTE TEST	080083892020	4.5	6	72					•	MX
PR6FS12D010REM7	6? PR6, 1000/1500/2000 LUMENS, UNV 0-10V, INTEGRAL 7 WATT EMERGENCY BATTERY PACK WITH REMOTE TEST	080083892075	4.5	6	72					•	MX
PR6FS24D010REM14	6? PR6, 2000/3000/4000 LUMENS, UNV 0-10V, INTEGRAL 14 WATT EMERGENCY BATTERY PACK WITH REMOTE TEST	080083892013	4.5	6	72					•	MX
PR6FS24D010REM7	6? PR6, 2000/3000/4000 LUMENS, UNV 0-10V, INTEGRAL 7 WATT EMERGENCY BATTERY PACK WITH REMOTE TEST	080083892068	4.5	6	72					•	MX
6" PR6 Series Retrofit Housings											
PR6RFS12D010	6" APERTURE RETROFIT KIT FRAME ARM WITH INTEGRATED JUNCTION BOX AND DRIVER, FIELD SELECTABLE LUMENS (1000-2000), 0-10 DIM	080083891726	4.5	6	72	•	•	•	•	•	MX
PR6RFS24D010	6" APERTURE RETROFIT KIT FRAME ARM WITH INTEGRATED JUNCTION BOX AND DRIVER, FIELD SELECTABLE LUMENS (2000-4000), 0-10 DIM	080083891719	4.5	6	72	•	•	•	•	•	MX
PR6RFS12D010REM14	6? PR6 RETROFIT KIT, 1000/1500/2000 LUMENS, UNV 0-10V, INTEGRAL 14 WATT EMERGENCY BATTERY PACK WITH REMOTE TEST	080083891573	4.5	6	72					•	MX
PR6RFS12D010REM7	6? PR6 RETROFIT KIT, 1000/1500/2000 LUMENS, UNV 0-10V, INTEGRAL 7 WATT EMERGENCY BATTERY PACK WITH REMOTE TEST	080083891627	4.5	6	72					•	MX
PR6RFS24D010REM14	6? PR6 RETROFIT KIT, 2000/3000/4000 LUMENS, UNV 0-10V, INTEGRAL 14 WATT EMERGENCY BATTERY PACK WITH REMOTE TEST	080083891566	4.5	6	72					•	MX
PR6RFS24D010REM7	6? PR6 RETROFIT KIT, 2000/3000/4000 LUMENS, UNV 0-10V, INTEGRAL 7 WATT EMERGENCY BATTERY PACK WITH REMOTE TEST	080083891610	4.5	6	72					•	MX
6" PR6S Series Surface											
PR6SFS12D010MW	6? APERTURE SURFACE MOUNT CYLINDER, FIELD SELECTABLE LUMENS (1000-2000), 0-10V DIM	080083891276	4.5	6	72	•	•	•	•	•	MX
PR6SFS24D010MW	6? APERTURE SURFACE MOUNT CYLINDER, FIELD SELECTABLE LUMENS (2000-4000), 0-10V DIM	080083891269	4.5	6	72	•	•	•	•	•	MX
PR6SFS12D010BZ	6? PR6 ? APERTURE SURFACE MOUNT CYLINDER , 1000/1500/2000 LUMENS, UNV 0-10V, BRONZE FINISH	080083891177	4.5	6	72					•	MX
PR6SFS12D010MMS	6? PR6 ? APERTURE SURFACE MOUNT CYLINDER , 1000/1500/2000 LUMENS, UNV 0-10V, MATTE METALLIC SILVER FINISH	080083891221	4.5	6	72					•	MX
PR6SFS24D010BZ	6? PR6 ? APERTURE SURFACE MOUNT CYLINDER , 2000/3000/4000 LUMENS, UNV 0-10V, BRONZE FINISH	080083891160	4.5	6	72					•	MX
PR6SFS24D010MMS	6? PR6 ? APERTURE SURFACE MOUNT CYLINDER , 2000/3000/4000 LUMENS, UNV 0-10V, MATTE METALLIC SILVER FINISH	080083891214	4.5	6	72					•	MX
8" PR6, PR6R and PR6S Accessories											
PR6WW	6? WALL WASH OPTIC, FIELD INSTALLED	080083890767	0.2	6	2016					•	CN

CATALOG NUMBER	DESCRIPTION	UPC CODE	WEIGHT	CASE QTY	PALLET					COO
					NJ	TX	IL	CA	GA	
6" LED Modules for HC6, HC6R and HCC6										
6" HC6 Modules										
HM634840	6" LED MODULE, 3000/4000 LUMENS, 80 CRI, 4000K CCT	080083856145	1.8	6	240					MX
HM634827	6" LED MODULE, 3000/4000 LUMENS, 80 CRI, 2700K CCT	080083856084	1.8	6	240					MX
HM634835	6" LED MODULE, 3000/4000 LUMENS, 80 CRI, 3500K CCT	080083855766	1.8	6	240					MX
HM634940	6" LED MODULE, 3000/4000 LUMENS, 90 CRI, 4000K CCT	080083856244	1.8	6	240					MX
HM634935	6" LED MODULE, 3000/4000 LUMENS, 90 CRI, 3500K CCT	080083855742	1.8	6	240					MX
HM634930	6" LED MODULE, 3000/4000 LUMENS, 90 CRI, 3000K CCT	080083856046	1.8	6	240					MX
HM634927	6" LED MODULE, 3000/4000 LUMENS, 90 CRI, 2700K CCT	080083855780	1.8	6	240					MX
HM634830	6" LED MODULE, 3000/4000 LUMENS, 80 CRI, 3000K CCT	080083856183	1.8	6	240					MX
6" HC6R Modules										
HM6R12827	6" RETROFIT MODULE, 1000/1500/2000 LUMENS, 80 CRI, 2700K	080083883226	2.98	6	240					MX
HM6R12830	6" RETROFIT MODULE, 1000/1500/2000 LUMENS, 80 CRI, 3000K	080083883240	2.98	6	240					MX
HM6R12835	6" RETROFIT MODULE, 1000/1500/2000 LUMENS, 80 CRI, 3500K	080083883363	2.98	6	240					MX
HM6R12840	6" RETROFIT MODULE, 1000/1500/2000 LUMENS, 80 CRI, 4000K	080083883387	2.98	6	240					MX
HM6R12927	6" RETROFIT MODULE, 1000/1500/2000 LUMENS, 90 CRI, 2700K	080083883400	2.98	6	240					MX
HM6R12930	6" RETROFIT MODULE, 1000/1500/2000 LUMENS, 90 CRI, 3000K	080083883424	2.98	6	240					MX
HM6R12935	6" RETROFIT MODULE, 1000/1500/2000 LUMENS, 90 CRI, 3500K	080083883448	2.98	6	240					MX
HM6R12940	6" RETROFIT MODULE, 1000/1500/2000 LUMENS, 90 CRI, 4000K	080083883462	2.98	6	240					MX
HM6R34827	6" RETROFIT MODULE, 3000/4000 LUMENS, 80 CRI, 2700K	080083883486	2.98	6	240					MX
HM6R34830	6" RETROFIT MODULE, 3000/4000 LUMENS, 80 CRI, 3000K	080083883509	2.98	6	240					MX
HM6R34835	6" RETROFIT MODULE, 3000/4000 LUMENS, 80 CRI, 3500K	080083883523	2.98	6	240					MX
HM6R34840	6" RETROFIT MODULE, 3000/4000 LUMENS, 80 CRI, 4000K	080083883547	2.98	6	240					MX
HM6R34927	6" RETROFIT MODULE, 3000/4000 LUMENS, 90 CRI, 2700K	080083883561	2.98	6	240					MX
HM6R34930	6" RETROFIT MODULE, 3000/4000 LUMENS, 90 CRI, 3000K	080083883585	2.98	6	240					MX
HM6R34935	6" RETROFIT MODULE, 3000/4000 LUMENS, 90 CRI, 3500K	080083883608	2.98	6	240					MX
HM6R34940	6" RETROFIT MODULE, 3000/4000 LUMENS, 90 CRI, 4000K	080083883622	2.98	6	240					MX
6" HCC6 Modules										
HM634C827	6" CYL MODULE, 3000/4000 LUMENS, 80 CRI, 2700K CCT	080083907502	2.755	6	144					MX
HM634C830	6" CYL MODULE, 3000/4000 LUMENS, 80 CRI, 3000K CCT	080083907526	2.755	6	144					MX
HM634C835	6" CYL MODULE, 3000/4000 LUMENS, 80 CRI, 3500K CCT	080083907540	2.755	6	144					MX
HM634C840	6" CYL MODULE, 3000/4000 LUMENS, 80 CRI, 4000K CCT	080083907762	2.755	6	144					MX
6" HC6 and HCC6 Modules										
HM612840	6" LED MODULE, 1000/1500/2000 LUMENS, 80 CRI, 4000K CCT	080083856268	1.2	6	756					MX
HM612835	6" LED MODULE, 1000/1500/2000 LUMENS, 80 CRI, 3500K CCT	080083856022	1.2	6	756					MX
HM612827	6" LED MODULE, 1000/1500/2000 LUMENS, 80 CRI, 2700K CCT	080083856299	1.8	6	240					MX
HM612930	6" LED MODULE, 1000/1500/2000 LUMENS, 90 CRI, 3000K CCT	080083856220	1.8	6	240					MX
HM612935	6" LED MODULE, 1000/1500/2000 LUMENS, 90 CRI, 3500K CCT	080083855940	1.8	6	240					MX
HM612830	6" LED MODULE, 1000/1500/2000 LUMENS, 80 CRI, 3000K CCT	080083855889	1.8	6	240					MX
HM612927	6" LED MODULE, 1000/1500/2000 LUMENS, 90 CRI, 2700K CCT	080083855827	1.8	6	240					MX
HM612940	6" LED MODULE, 1000/1500/2000 LUMENS, 90 CRI, 4000K CCT	080083855841	1.8	6	240					MX

CATALOG NUMBER	DESCRIPTION	UPC CODE	WEIGHT	CASE QTY	PALLET					COO
					NJ	TX	IL	CA	GA	
6" Modules PR6, PR6R										
6" PR6 and PR6R Series Modules										
PR6M12MD8FSMW	6? APERTURE LED MODULE AND SELF-FLANGED REFLECTOR, FIELD SELECTABLE LUMENS (1000-2000) AND CCT (3000K-4000K), 80 CRI, MATTE WHITE	080083891122	1.55	6	72	•	•	•	•	MX
PR6M24MD8FSMW	6? APERTURE LED MODULE AND SELF-FLANGED REFLECTOR, FIELD SELECTABLE LUMENS (2000-4000) AND CCT (3000K-4000K), 80 CRI, MATTE WHITE	080083891092	1.55	6	72	•	•	•	•	MX
PR6M12MD8FSBZ	6? APERTURE LED MODULE, 1000/1500/2000 LUMENS, 80CRI, 3000K, 3500K AND 4000K CCT SELECTABLE, MEDIUM DISTRIBUTION LENS, BRONZE FINISH	080083891108	1.55	6	72				•	MX
PR6M12MD8FSMMS	6? APERTURE LED MODULE, 1000/1500/2000 LUMENS, 80CRI, 3000K, 3500K AND 4000K CCT SELECTABLE, MEDIUM DISTRIBUTION LENS, MATTE METALLIC SILVER FINISHING	080083891115	1.55	6	72				•	MX
PR6M12MD9FSBZ	6? APERTURE LED MODULE, 1000/1500/2000 LUMENS, 90CRI, 3000K, 3500K AND 4000K CCT SELECTABLE, MEDIUM DISTRIBUTION LENS, BRONZE FINISH	080083891047	1.55	6	72				•	MX
PR6M12MD9FSMMS	6? APERTURE LED MODULE, 1000/1500/2000 LUMENS, 90CRI, 3000K, 3500K AND 4000K CCT SELECTABLE, MEDIUM DISTRIBUTION LENS, MATTE METALLIC SILVER FINISH	080083891054	1.55	6	72				•	MX
PR6M12MD9FSMW	6" LED MODULE, 1000/1500/2000 LUMENS, 90 CRI, 3000K, 3500K AND 4000K CCT SELECTABLE, MATTE WHITE REFLECTOR AND TRIM	080083891061	1.55	6	72	•	•	•	•	MX
PR6M24MD8FSBZ	6" LED MODULE, 2000/3000/4000 LUMENS, 80 CRI, 3000K, 3500K AND 4000K CCT SELECTABLE, BRONZE FINISH	080083891078	1.55	6	72				•	MX
PR6M24MD8FSMMS	6" LED MODULE, 2000/3000/4000 LUMENS, 80 CRI, 3000K, 3500K AND 4000K CCT SELECTABLE, MATTE METALLIC SILVER FINISH	080083891085	1.55	6	72				•	MX
PR6M24MD9FSBZ	6" LED MODULE, 2000/3000/4000 LUMENS, 90 CRI, 3000K, 3500K AND 4000K CCT SELECTABLE, BRONZE FINISH	080083891016	1.55	6	72				•	MX
PR6M24MD9FSMMS	6" LED MODULE, 2000/3000/4000 LUMENS, 90 CRI, 3000K, 3500K AND 4000K CCT SELECTABLE, MATTE METALLIC SILVER FINISH	080083891023	1.55	6	72				•	MX
PR6M24MD9FSMW	6" LED MODULE, 2000-4000 LUMENS, 90 CRI, 3000K, 3500K AND 4000K CCT SELECTABLE, MATTE WHITE REFLECTOR AND TRIM	080083891030	1.55	6	72	•	•	•	•	MX

6" Reflectors

8" HC6 only

61PSMDW	6" NON-CONDUCTIVE POLYMER REFLECTOR, MEDIUM 60° BEAM ANGLE, WHITE FLANGE	08008385384	2.98	6	192				•	•	CN
61MDCIEM	6" CONICAL REFLECTOR, MEDIUM 60° BEAM ANGLE, SPECULAR CLEAR, INTEGRAL EMERGENCY ONLY	080083851300	2.98	6	192				•		CN
61MDCWFIEM	6" CONICAL REFLECTOR, MEDIUM 60° BEAM ANGLE, SPECULAR CLEAR, WHITE FLANGE, INTEGRAL EMERGENCY ONLY	080083851362	2.98	6	192				•		CN
61MDHIEM	6" CONICAL REFLECTOR, MEDIUM 60° BEAM ANGLE, SEMI-SPECULAR CLEAR, INTEGRAL EMERGENCY ONLY	080083851324	2.98	6	192				•		CN
61MDHWFIEM	6" CONICAL REFLECTOR, MEDIUM 60° BEAM ANGLE, SEMI-SPECULAR CLEAR, WHITE FLANGE, INTEGRAL EMERGENCY ONLY	080083851386	2.98	6	192				•		CN
61MDWIEM	6" CONICAL REFLECTOR, MEDIUM 60° BEAM ANGLE, WHITE FLANGE, INTEGRAL EMERGENCY ONLY	080083851348	2.98	6	192				•		CN
61NDCIEM	6" CONICAL REFLECTOR, NARROW 55° BEAM ANGLE, SPECULAR CLEAR, POLISHED FLANGE, INTEGRAL EMERGENCY ONLY	080083851201	2.98	6	192				•		CN
61NDWIEM	6" CONICAL REFLECTOR, NARROW 55° BEAM ANGLE, WHITE FLANGE, INTEGRAL EMERGENCY ONLY	080083851249	2.98	6	192				•		CN
61WDCIEM	6" CONICAL REFLECTOR, WIDE 65° BEAM ANGLE, SPECULAR CLEAR, INTEGRAL EMERGENCY ONLY	080083851409	2.98	6	192				•		CN
61WDCWFIEM	6" CONICAL REFLECTOR, WIDE 65° BEAM ANGLE, SPECULAR CLEAR, WHITE FLANGE, INTEGRAL EMERGENCY ONLY	080083850037	2.98	6	192				•		CN
61WDHIEM	6" CONICAL REFLECTOR, WIDE 65° BEAM ANGLE, SEMI-SPECULAR CLEAR, INTEGRAL EMERGENCY ONLY	080083851423	2.98	6	192				•		CN
61WDWBIEM	6" CONICAL REFLECTOR, WIDE 65° BEAM ANGLE, WHITE BAFFLE, INTEGRAL EMERGENCY ONLY	080083850013	2.98	6	192				•		CN

CATALOG NUMBER	DESCRIPTION	UPC CODE	WEIGHT	CASE QTY	PALLET					COO
					NJ	TX	IL	CA	GA	
6" HC6 and HCC6 Series Reflectors										
61RWWW	6" CONICAL REFLECTOR, ROTATABLE WALL WASH, WHITE FLANGE	080083851515	2.98	6	192					CN
61RWWH	6" CONICAL REFLECTOR, ROTATABLE WALL WASH, SEMI-SPECULAR CLEAR	080083851492	2.98	6	192					CN
61RWWC	6" CONICAL REFLECTOR, ROTATABLE WALL WASH, SPECULAR CLEAR	080083851478	2.98	6	192					CN
61RWWWB	6" CONICAL REFLECTOR, ROTATABLE WALL WASH, WHITE BAFFLE	080083867493	2.98	6	192					CN
61RWWBB	6" CONICAL REFLECTOR, ROTATABLE WALL WASH, BLACK BAFFLE	080083867479	2.98	6	192					CN
61WDW	6" CONICAL REFLECTOR, WIDE 65° BEAM ANGLE, WHITE FLANGE	080083851102	2.98	6	240					CN
61WDH	6" CONICAL REFLECTOR, WIDE 65° BEAM ANGLE, SEMI-SPECULAR CLEAR	080083851089	2.98	6	192					CN
61WDC	6" CONICAL REFLECTOR, WIDE 65° BEAM ANGLE, SPECULAR CLEAR, POLISHED FLANGE	080083851065	2.98	6	192					CN
61MDHWF	6" CONICAL REFLECTOR, MEDIUM 60° BEAM ANGLE, SEMI-SPECULAR CLEAR, WHITE FLANGE	080083851041	2.98	6	192					CN
61MDCWF	6" CONICAL REFLECTOR, MEDIUM 60° BEAM ANGLE, SPECULAR CLEAR, WHITE FLANGE	080083851027	2.98	6	192					CN
61MDC	6" CONICAL REFLECTOR, MEDIUM 60° BEAM ANGLE, SPECULAR CLEAR, POLISHED FLANGE	080083850969	2.98	6	192					CN
61NDHWF	6" CONICAL REFLECTOR, NARROW 55° BEAM ANGLE, SEMI-SPECULAR CLEAR, WHITE FLANGE	080083850945	2.98	6	192					CN
61MDW	6" CONICAL REFLECTOR, MEDIUM 60° BEAM ANGLE, WHITE FLANGE	080083851003	2.98	6	240					CN
61MDH	6" CONICAL REFLECTOR, MEDIUM 60° BEAM ANGLE, SEMI-SPECULAR CLEAR	080083850983	2.98	6	192					CN
61NDCWF	6" CONICAL REFLECTOR, NARROW 55° BEAM ANGLE, SPECULAR CLEAR, WHITE FLANGE	080083850921	2.98	6	192					CN
61NDW	6" CONICAL REFLECTOR, NARROW 55° BEAM ANGLE, WHITE FLANGE	080083850907	2.98	6	240					CN
61NDC	6" CONICAL REFLECTOR, NARROW 55° BEAM ANGLE, SPECULAR CLEAR, POLISHED FLANGE	080083850860	2.98	6	192					CN
61NDH	6" CONICAL REFLECTOR, NARROW 55° BEAM ANGLE, SEMI-SPECULAR CLEAR	080083850884	2.98	6	192					CN
61RWWPK	ROTATABLE WALL WASH INSERT FOR 6" REFLECTOR ?REPLACEMENT PART KIT	080083851577	0.01	24	576					CN
61RWWHWF	6" CONICAL REFLECTOR, ROTATABLE WALL WASH, SEMI-SPECULAR CLEAR, WHITE FLANGE	080083851553	2.98	6	192					CN
61RWWCWF	6" CONICAL REFLECTOR, ROTATABLE WALL WASH, SPECULAR CLEAR, WHITE FLANGE	080083851539	2.98	6	192					CN
61WDHWF	6" CONICAL REFLECTOR, WIDE 65° BEAM ANGLE, SEMI-SPECULAR CLEAR, WHITE FLANGE	080083851188	2.98	6	240					CN
61WDCWF	6" CONICAL REFLECTOR, WIDE 65° BEAM ANGLE, SPECULAR CLEAR, WHITE FLANGE	080083851164	2.98	6	192					CN
61WDWB	6" CONICAL REFLECTOR, WIDE 65° BEAM ANGLE, WHITE BAFFLE	080083851140	2.98	6	192					CN
61WDBB	6" CONICAL REFLECTOR, WIDE 65° BEAM ANGLE, BLACK BAFFLE	080083851126	2.98	6	192					CN
6" HC6R only										
62RMDH	6" RETROFIT CONICAL REFLECTOR, MEDIUM, SEMI-SPECULAR CLEAR FINISH	080083855285	2.98	6	192					CN
62RMDC	6" RETROFIT CONICAL REFLECTOR, MEDIUM, SPECULAR CLEAR FINISH	080083855261	2.98	6	192					CN
62RMDCWF	6" RETROFIT CONICAL REFLECTOR, MEDIUM, SPECULAR CLEAR FINISH, WHITE FLANGE	080083855322	2.98	6	192					CN
62RMDW	6" RETROFIT CONICAL REFLECTOR, MEDIUM, WHITE FLANGE	080083855308	2.98	6	192					CN
62RMDHWF	6" RETROFIT CONICAL REFLECTOR, MEDIUM, SEMI-SPECULAR CLEAR FINISH, WHITE FLANGE	080083855346	2.98	6	192					CN
6" PD6 Series Reflectors										
61WWH	6" LED REFLECTOR, WALL WASH, SELF FLANGED, SEMI-SPEC	080083669523	1.1	6	144					CN
61WWC	6" LED REFLECTOR, WALL WASH, SELF FLANGED, SPECULAR CLEAR	080083669509	1.003	6	144					CN
61WWW	6" LED REFLECTOR, WALL WASH, SELF FLANGED, WHITE	080083669530	1.1	6	108					CN

6" Square Housings

6" PRS6 Series Housings

PRS6FS24D010	6" SQ, 2000-3000-4000LM, UNV, 0-10V	080083873258	3.95	6	72						MX
PRS6FS12D010	6" SQ, 1000-1500-2000LM, UNV, 0-10V	080083873302	3.95	6	72						MX
PRS615D010	6" SQ, 1500LM, UNV, 0-10V	080083873159	3.95	6	72						MX
PRS610D010	6" SQ, 1000LM, UNV, 0-10V	080083873203	3.95	6	72						MX
PRS630D010	6" SQ, 3000LM, UNV, 0-10V	080083873104	3.95	6	72						MX

E Indicates EISA Compliant Pulse Start Products M Indicates MarketPro Product Country of Origin - as Indicated

Please reference the Cooper Lighting Stock Guide Terms and Conditions page. Pictures are a representation of product categories and may not illustrate the exact skus listed. Product information is subject to change without notice. Consult factory representative for additional information and inventory details. Visit www.cooperlighting.com for more product information.

CATALOG NUMBER	DESCRIPTION	UPC CODE	WEIGHT	CASE		PALLET				COO	
				QTY	QTY	NJ	TX	IL	CA		GA
6" Square Reflectors											
6" PRS6 Series Reflectors											
61SWDC	6" LENS WIDE DL REF, SF, SPEC CLEAR	080083871353	1.306	6	18					● ●	MX
61SMDC	6" LENS MED DL REF, SF, SPEC CLEAR	080083871407	1.306	6	18					● ●	MX
61SWWC	6" LENS WALL WASH REF, SF, SPEC CLEAR	080083871308	1.306	6	18					● ●	MX
61SNDC	6" LENS NAR DL REF, SF, SPEC CLEAR	080083871452	1.306	6	18					● ●	MX
61SWDH	6" LENS WIDE DL REF, SF, SEMI SPEC	080083871001	1.306	6	18					● ●	MX
61SMDH	6" LENS MED DL REF, SF, SEMI SPEC	080083871056	1.306	6	18					● ●	MX
61SNDH	6" LENS NAR DL REF, SF, SEMI SPEC	080083871100	1.306	6	18					● ●	MX
61SNDHWF	6" LENS NAR DL REF, SF, SEMI SPEC, WF	080083868551	0.74	6	30					● ●	MX
61SNDWCWF	6" LENS NAR DL REF, SF, SPEC CLEAR, WF	080083868605	0.74	6	30					● ●	MX
61SWDHWF	6" LENS WIDE DL REF, SF, SEMI SPEC, WF	080083868254	0.7	6	50					● ●	MX
61SWWCWF	6" LENS W-WASH REF, SF, SPEC CLEAR, WF	080083868155	0.7	6	50					● ●	MX
61SMDHWF	6" LENS MED DL REF, SF, SEMI SPEC, WF	080083868407	0.7	6	50					● ●	MX
61SMDWCWF	6" LENS MED DL REF, SF, SPEC CLEAR, WF	080083868452	0.7	6	50					● ●	MX
61SWDCWF	6" LENS WIDE DL REF, SF, SPEC CLEAR, WF	080083868308	0.7	6	50					● ●	MX
61SWWWBWF	6" LENS W-WASH REF, SF, MATTE BLACK, WF	080083868056	1.306	6	18					● ●	MX
61SNDMBWF	6" LENS NAR DL REF, SF, MATTE BLACK, WF	080083868506	0.7	6	50					● ●	MX
61SWDMBWF	6" LENS WIDE DL REF, SF, MATTE BLACK, WF	080083868209	0.7	6	50					● ●	MX
61SWWHWF	6" LENS W-WASH REF, SF, SEMI SPEC, WF	080083868100	0.7	6	50					● ●	MX
61SMDMBWF	6" LENS MED DL REF, SF, MATTE BLACK, WF	080083868353	0.7	6	50					● ●	MX
61SNDMW	6" LENS NAR DL REF, SF, MATTE WHITE	080083870752	1.306	6	18					● ●	MX
61SWWH	6" LENS WALL WASH REF, SF, SEMI SPEC	080083870950	1.306	6	18					● ●	MX
61SWWMB	6" LENS WALL WASH REF, SF, MATTE BLACK	080083870257	1.306	6	18					● ●	MX
61SWDMB	6" LENS WIDE DL REF, SF, MATTE BLACK	080083870301	1.306	6	18					● ●	MX
61SMDMB	6" LENS MED DL REF, SF, MATTE BLACK	080083870356	1.306	6	18					● ●	MX
61SNDMB	6" LENS NAR DL REF, SF, MATTE BLACK	080083870400	1.306	6	18					● ●	MX
61SWDMW	6" LENS WIDE DL REF, SF, MATTE WHITE	080083870653	1.306	6	18					● ●	MX
61SMDMW	6" LENS MED DL REF, SF, MATTE WHITE	080083870707	1.306	6	18					● ●	MX

6" Square LED Modules

6" PRS6 Series Modules

SM6248FS	6" SQ MODULE, 2000-3000-4000LM, 80CRI	080083872909	1.15	6	360					● ●	MX
SM6128FS	6" SQ MODULE, 1000-1500-2000LM, 80CRI	080083872954	2.02	6	63					● ●	MX

6" Square Accessories

6" PRS6 Series Accessories

TIR6SMD	6" TIR LENS, MEDIUM DISTRIBUTION	080083852406	0.74	6	30					● ●	MX
TIR6SWD	6" TIR LENS, WIDE DISTRIBUTION	080083852413	0.74	6	30					● ●	MX
TIR6SND	6" TIR LENS, NARROW DISTRIBUTION	080083852390	0.74	6	30					● ●	MX
S6DWW	6" LENS WALL WASH INSERT REPLACEMENT	080083852437	0.74	6	30					● ●	MX

8" Housings and Cylinders

CATALOG NUMBER	DESCRIPTION	UPC CODE	WEIGHT	CASE QTY	PALLET						COO	
					TX	IL	CA	GA	NJ			
8" HC8 Series Housings												
HC815D010	8" NEW CONSTRUCTION AND REMODELER HOUSING, 1500 LUMENS,UNV 0-10V DIMMING DRIVER	080083907861	3.95	6	72					•	•	MX
HC815D010REM7	8" NEW CONSTRUCTION AND REMODELER HOUSING, 1500 LUMENS,UNV 0-10V DIMMING DRIVER WITH 7 WATT EMERGENCY BATTERY BACKUP	080083907229	3.95	6	72						•	MX
HC820D010	8" NEW CONSTRUCTION AND REMODELER HOUSING, 2000 LUMENS,UNV 0-10V DIMMING DRIVER	080083907908	3.95	6	72					•	•	MX
HC820D010REM7	8" NEW CONSTRUCTION AND REMODELER HOUSING, 2000 LUMENS,UNV 0-10V DIMMING DRIVER WITH 7 WATT EMERGENCY BATTERY BACKUP	080083908929	3.95	6	72						•	MX
HC830D010	8" NEW CONSTRUCTION AND REMODELER HOUSING, 3000 LUMENS,UNV 0-10V DIMMING DRIVER	080083907946	3.95	6	72					•	•	MX
HC830D010REM7	8" NEW CONSTRUCTION AND REMODELER HOUSING, 3000 LUMENS,UNV 0-10V DIMMING DRIVER WITH 7 WATT EMERGENCY BATTERY BACKUP	080083909025	3.95	6	72						•	MX
HC840D010	8" NEW CONSTRUCTION AND REMODELER HOUSING, 4000 LUMENS,UNV 0-10V DIMMING DRIVER	080083907984	3.95	6	72					•	•	MX
HC840D010REM7	8" NEW CONSTRUCTION AND REMODELER HOUSING, 4000 LUMENS,UNV 0-10V DIMMING DRIVER WITH 7 WATT EMERGENCY BATTERY BACKUP	080083909124	3.95	6	72						•	MX
HC860D010	8" NEW CONSTRUCTION AND REMODELER HOUSING, 6000 LUMENS,UNV 0-10V DIMMING DRIVER	080083908028	3.95	6	72					•	•	MX
HC880D010	8" NEW CONSTRUCTION AND REMODELER HOUSING, 8000 LUMENS,UNV 0-10V DIMMING DRIVER	080083908066	3.95	6	72					•	•	MX
8" HC8R Series Housings												
HC8R15D010	8? TO 10? RETROFIT KIT COLLAR RING AND JUNCTION BOX/DRIVER PACK WITH PREINSTALLED OVERSIZED TRIM RING,1500 LUMENS,UNV 0-10V DIMMING DRIVER	080083908226	3.95	6	72						•	MX
HC8R20D010	8? TO 10? RETROFIT KIT COLLAR RING AND JUNCTION BOX/DRIVER PACK WITH PREINSTALLED OVERSIZED TRIM RING,2000 LUMENS,UNV 0-10V DIMMING DRIVER	080083908240	3.95	6	72						•	MX
HC8R30D010	8? TO 10? RETROFIT KIT COLLAR RING AND JUNCTION BOX/DRIVER PACK WITH PREINSTALLED OVERSIZED TRIM RING,3000 LUMENS,UNV 0-10V DIMMING DRIVER	080083908264	3.95	6	72						•	MX
HC8R40D010	8? TO 10? RETROFIT KIT COLLAR RING AND JUNCTION BOX/DRIVER PACK WITH PREINSTALLED OVERSIZED TRIM RING,4000 LUMENS,UNV 0-10V DIMMING DRIVER	080083908288	3.95	6	72						•	MX
HC8R60D010	8? TO 10? RETROFIT KIT COLLAR RING AND JUNCTION BOX/DRIVER PACK WITH PREINSTALLED OVERSIZED TRIM RING,6000 LUMENS,UNV 0-10V DIMMING DRIVER	080083908301	3.95	6	72						•	MX
HC8R80D010	8? TO 10? RETROFIT KIT COLLAR RING AND JUNCTION BOX/DRIVER PACK WITH PREINSTALLED OVERSIZED TRIM RING,8000 LUMENS,UNV 0-10V DIMMING DRIVER	080083908325	3.95	6	72						•	MX
8" HCC8 Cylinders Surface Mount												
HCC8S15D010MB	8? SURFACE MOUNT CYLINDER,1500 LUMENS,UNV 0-10V DIMMING DRIVER	080083918584	4.4	1	32						•	MX
HCC8S15D010MW	8? SURFACE MOUNT CYLINDER,1500 LUMENS,UNV 0-10V DIMMING DRIVER	080083918348	4.4	1	32						•	MX
HCC8S20D010MB	8? SURFACE MOUNT CYLINDER,2000 LUMENS,UNV 0-10V DIMMING DRIVER	080083918607	4.4	1	32						•	MX
HCC8S20D010MW	8? SURFACE MOUNT CYLINDER,2000 LUMENS,UNV 0-10V DIMMING DRIVER	080083918362	4.4	1	32						•	MX
HCC8S30D010MB	8? SURFACE MOUNT CYLINDER,3000 LUMENS,UNV 0-10V DIMMING DRIVER	080083918621	4.4	1	32						•	MX
HCC8S30D010MW	8? SURFACE MOUNT CYLINDER,3000 LUMENS,UNV 0-10V DIMMING DRIVER	080083918386	4.4	1	32						•	MX
HCC8S40D010MB	8? SURFACE MOUNT CYLINDER,4000 LUMENS,UNV 0-10V DIMMING DRIVER	080083918645	4.4	1	32						•	MX
HCC8S40D010MW	8? SURFACE MOUNT CYLINDER,4000 LUMENS,UNV 0-10V DIMMING DRIVER	080083918409	4.4	1	32						•	MX
HCC8S60D010MB	8? SURFACE MOUNT CYLINDER,6000 LUMENS,UNV 0-10V DIMMING DRIVER	080083918669	4.4	1	32						•	MX
HCC8S60D010MW	8? SURFACE MOUNT CYLINDER,6000 LUMENS,UNV 0-10V DIMMING DRIVER	080083918423	4.4	1	32						•	MX
HCC8S80D010MB	8? SURFACE MOUNT CYLINDER,8000 LUMENS,UNV 0-10V DIMMING DRIVER	080083918683	4.4	1	32						•	MX
HCC8S80D010MW	8? SURFACE MOUNT CYLINDER,8000 LUMENS,UNV 0-10V DIMMING DRIVER	080083918447	4.4	1	32						•	MX

ⓔ Indicates EISA Compliant Pulse Start Products  Indicates MarketPro Product Country of Origin - as Indicated

Please reference the Cooper Lighting Stock Guide Terms and Conditions page. Pictures are a representation of product categories and may not illustrate the exact skus listed. Product information is subject to change without notice. Consult factory representative for additional information and inventory details. Visit www.cooperlighting.com for more product information.

CATALOG NUMBER	DESCRIPTION	UPC CODE	WEIGHT	CASE QTY	PALLET					COO		
					QTY	NJ	TX	IL	CA		GA	
8" HCC8 Cylinders Wall Mount												
HCC8W15D010MB	8? WALL MOUNT CYLINDER,1500 LUMENS,UNV 0-10V DIMMING DRIVER	080083918706	4.4	1	32					•	MX	
HCC8W15D010MW	8? WALL MOUNT CYLINDER,1500 LUMENS,UNV 0-10V DIMMING DRIVER	080083918461	4.4	1	32					•	MX	
HCC8W20D010MB	8? WALL MOUNT CYLINDER,2000 LUMENS,UNV 0-10V DIMMING DRIVER	080083918720	4.4	1	32					•	MX	
HCC8W20D010MW	8? WALL MOUNT CYLINDER,2000 LUMENS,UNV 0-10V DIMMING DRIVER	080083918485	4.4	1	32					•	MX	
HCC8W30D010MB	8? WALL MOUNT CYLINDER,3000 LUMENS,UNV 0-10V DIMMING DRIVER	080083918744	4.4	1	32					•	MX	
HCC8W30D010MW	8? WALL MOUNT CYLINDER,3000 LUMENS,UNV 0-10V DIMMING DRIVER	080083918508	4.4	1	32					•	MX	
HCC8W40D010MB	8? WALL MOUNT CYLINDER,4000 LUMENS,UNV 0-10V DIMMING DRIVER	080083918768	4.4	1	32					•	MX	
HCC8W40D010MW	8? WALL MOUNT CYLINDER,4000 LUMENS,UNV 0-10V DIMMING DRIVER	080083918522	4.4	1	32					•	MX	
HCC8W60D010MB	8? WALL MOUNT CYLINDER,6000 LUMENS,UNV 0-10V DIMMING DRIVER	080083918782	4.4	1	32					•	MX	
HCC8W60D010MW	8? WALL MOUNT CYLINDER,6000 LUMENS,UNV 0-10V DIMMING DRIVER	080083918546	4.4	1	32					•	MX	
HCC8W80D010MB	8? WALL MOUNT CYLINDER,8000 LUMENS,UNV 0-10V DIMMING DRIVER	080083918805	4.4	1	32					•	MX	
HCC8W80D010MW	8? WALL MOUNT CYLINDER,8000 LUMENS,UNV 0-10V DIMMING DRIVER	080083918560	4.4	1	32					•	MX	
8" PR8 Series Housings												
PR830D010	8" APERTURE LED DOWNLIGHT FRAME, 3000 LUMEN	080083771790	4.5	6	36					•	•	MX
PR820D010	8" APERTURE LED DOWNLIGHT FRAME, 2000 LUMEN	080083771769	4.5	6	72					•	•	MX
PR815D010	58" APERTURE LED DOWNLIGHT FRAME, 1500 LUMEN	080083771745	4.5	6	108					•	•	MX
PR810D010	8" APERTURE LED DOWNLIGHT FRAME, 1000 LUMEN	080083771721	4.5	6	72					•	•	MX
PR840D010	8" APERTURE LED DOWNLIGHT FRAME, 4000 LUMEN	080083771813	4.5	6	36					•	•	MX
PR840D010REM7	RECESSED 8 IN. SHALLOW LENSED LED DOWNLIGHT, 4000 LUMENS, 120-277V, SELECTABLE CCT, 80 CRI, 7W EMERGENCY BATTERY PACK	080083772018	4.5	4	60					•		MX
8" PR8 Series Retrofit Housings												
PR8R30D010	8" APERTURE RETROFIT LED DOWNLIGHT FRAME, 3000 LUMEN	080083772193	4.5	6	480					•	•	MX
PR8R15D010	8" APERTURE RETROFIT LED DOWNLIGHT FRAME, 1500 LUMEN	080083772155	4.5	6	288					•	•	MX
PR8R10D010	8" APERTURE RETROFIT LED DOWNLIGHT FRAME, 1000 LUMEN	080083772131	4.5	4	288					•	•	MX
PR8R40D010	8" APERTURE RETROFIT LED DOWNLIGHT FRAME, 4000 LUMEN	080083772216	4.5	6	192					•	•	MX
PR8R20D010	8" APERTURE RETROFIT LED DOWNLIGHT FRAME, 2000 LUMEN	080083772179	2.2	6	360					•	•	MX
8" PR8 Series Surface Mount Cylinders												
PR8S20D010MW	8" APERTURE SURFACE MOUNT LED DOWNLIGHT FRAME, 2000 LUMEN	080083772575	2.95	6	108					•	•	MX
PR8S30D010MW	8" APERTURE SURFACE MOUNT LED DOWNLIGHT FRAME, 3000 LUMEN	080083772599	2.95	6	108					•	•	MX
PR8S40D010MW	8" APERTURE SURFACE MOUNT LED DOWNLIGHT FRAME, 4000 LUMEN	080083772612	2.95	6	108					•	•	MX
PR8S15D010MW	8" APERTURE SURFACE MOUNT LED DOWNLIGHT FRAME, 1500 LUMEN	080083772551	2.95	6	96					•	•	MX
PR8S10D010MW	8" APERTURE SURFACE MOUNT LED DOWNLIGHT FRAME, 1000 LUMEN	080083772537	2.95	6	108					•	•	MX

CATALOG NUMBER	DESCRIPTION	UPC CODE	WEIGHT	CASE QTY	PALLET					COO	
					QTY	NJ	TX	IL	CA		GA
8" LED Modules											
8" PR8 Series Modules											
PR8M34WDMW	8" LED MODULE FOR PR8 SERIES, PROVIDES 3000 OR 4000 LUMENS (NOMINAL) DEPENDING ON CONNECTED FRAME TYPE, WIDE DISTRIBUTION LENS	080083772988	1.15	6	360				•	•	MX
PR8M34MDMW	8" LED MODULE FOR PR8 SERIES, PROVIDES 3000 OR 4000 LUMENS (NOMINAL) DEPENDING ON CONNECTED FRAME TYPE, MED DISTRIBUTION LENS	080083772940	1.56	6	240				•	•	MX
PR8M12MDMW	8" LED MODULE FOR PR8 SERIES, PROVIDES 1000, 1500 OR 2000 LUMENS (NOMINAL) DEPENDING ON CONNECTED FRAME TYPE, MED DIST LENS	080083772926	1.56	6	144				•	•	MX
PR8M12WDMW	8" LED MODULE FOR PR8 SERIES, PROVIDES 1000, 1500 OR 2000 LUMENS (NOMINAL) DEPENDING ON CONNECTED FRAME TYPE, WIDE DIST LENS	080083772964	1.56	6	180				•	•	MX
8" HC8, HC8R and HCC8 Modules											
HM81520827	8? MODULE, 1500/2000 LUMENS, 80 CRI, 2700K	080083908349	2.755	6	144				•	•	MX
HM81520830	8? MODULE, 1500/2000 LUMENS, 80 CRI, 3000K	080083908363	2.755	6	144				•	•	MX
HM81520835	8? MODULE, 1500/2000 LUMENS, 80 CRI, 3500K	080083908387	2.755	6	144				•	•	MX
HM81520840	8? MODULE, 1500/2000 LUMENS, 80 CRI, 4000K	080083908400	2.755	6	144				•	•	MX
HM83040827	8? MODULE, 3000/4000 LUMENS, 80 CRI, 2700K	080083908509	2.755	6	144				•	•	MX
HM83040830	8? MODULE, 3000/4000 LUMENS, 80 CRI, 3000K	080083908523	2.755	6	144				•	•	MX
HM83040835	8? MODULE, 3000/4000 LUMENS, 80 CRI, 3500K	080083908547	2.755	6	144				•	•	MX
HM83040840	8? MODULE, 3000/4000 LUMENS, 80 CRI, 4000K	080083908561	2.755	6	144				•	•	MX
HM86080827	8? MODULE, 6000/8000 LUMENS, 80 CRI, 2700K	080083908660	2.755	6	144				•	•	MX
HM86080830	8? MODULE, 6000/8000 LUMENS, 80 CRI, 3000K	080083908684	2.755	6	144				•	•	MX
HM86080835	8? MODULE, 6000/8000 LUMENS, 80 CRI, 3500K	080083908707	2.755	6	144				•	•	MX
HM86080840	8? MODULE, 6000/8000 LUMENS, 80 CRI, 4000K	080083908721	2.755	6	144				•	•	MX

CATALOG NUMBER	DESCRIPTION	UPC CODE	WEIGHT	CASE		PALLET						COO
				QTY	QTY	NJ	TX	IL	CA	GA		
8" Reflectors												
8" HC8 Series only												
81MDCIEM	8? CONICAL REFLECTOR, MEDIUM,SPECULAR CLEAR FINISH, REFLECTOR FOR IEM ONLY	080083910403	1.57	6	36						•	CN
81MDCWFIEM	8? CONICAL REFLECTOR, MEDIUM,SPECULAR CLEAR FINISH, WHITE FLANGE,REFLECTOR FOR IEM ONLY	080083910465	1.57	6	36						•	CN
81MDHIEM	8? CONICAL REFLECTOR, MEDIUM, SEMI-SPECULAR CLEAR,REFLECTOR FOR IEM ONLY	080083910427	1.57	6	36						•	CN
81MDHWFIEM	8? CONICAL REFLECTOR, MEDIUM, SEMI-SPECULAR CLEAR,WHITE FLANGE,REFLECTOR FOR IEM ONLY	080083910489	1.57	6	36						•	CN
81MDWIEM	8? CONICAL REFLECTOR, MEDIUM, WHITE FLANGE, REFLECTOR FOR IEM ONLY	080083910441	1.57	6	36						•	CN
81NDCIEM	8? CONICAL REFLECTOR, NARROW,SPECULAR CLEAR FINISH, REFLECTOR FOR IEM ONLY	080083910304	1.57	6	36						•	CN
81NDHIEM	8? CONICAL REFLECTOR, NARROW, SEMI-SPECULAR CLEAR,REFLECTOR FOR IEM ONLY	080083910328	1.57	6	36						•	CN
81NDWIEM	8? CONICAL REFLECTOR, NARROW, WHITE FLANGE, REFLECTOR FOR IEM ONLY	080083910342	1.57	6	36						•	CN
81WDIEM	8? CONICAL REFLECTOR, WIDE,SPECULAR CLEAR FINISH, REFLECTOR FOR IEM ONLY	080083910502	1.57	6	36						•	CN
81WDHIEM	8? CONICAL REFLECTOR, WIDE, SEMI-SPECULAR CLEAR,REFLECTOR FOR IEM ONLY	080083910526	1.57	6	36						•	CN
81WDWIEM	8? CONICAL REFLECTOR, WIDE, WHITE FLANGE, REFLECTOR FOR IEM ONLY	080083910540	1.57	6	36						•	CN
8" HC8 and HC8R only												
81PSMDW	8? NON-CONDUCTIVE POLYMER CONICAL REFLECTOR, MEDIUM, WHITE FLANGE	080083910281	1.57	6	36					•	•	CN
8" HC8, HC8R and HCC8												
81MDC	8? CONICAL REFLECTOR, MEDIUM,SPECULAR CLEAR FINISH	080083909889	1.57	6	36					•	•	CN
81MDCWF	8? CONICAL REFLECTOR, MEDIUM,SPECULAR CLEAR FINISH, WHITE FLANGE	080083909940	1.57	6	36					•	•	CN
81MDH	8? CONICAL REFLECTOR, MEDIUM, SEMI-SPECULAR CLEAR	080083909902	1.57	6	36					•	•	CN
81MDHWF	8? CONICAL REFLECTOR, MEDIUM, SEMI-SPECULAR CLEAR,WHITE FLANGE	080083909964	1.57	6	36					•	•	CN
81MDW	8? CONICAL REFLECTOR, MEDIUM, WHITE FLANGE	080083909926	1.57	6	36					•	•	CN
81NDC	8? CONICAL REFLECTOR, NARROW,SPECULAR CLEAR FINISH	080083906789	1.57	6	36					•	•	CN
81NDCWF	8? CONICAL REFLECTOR, NARROW,SPECULAR CLEAR FINISH, WHITE FLANGE	080083906840	1.57	6	36					•	•	CN
81NDH	8? CONICAL REFLECTOR, NARROW, SEMI-SPECULAR CLEAR	080083906802	1.57	6	36					•	•	CN
81NDHWF	8? CONICAL REFLECTOR, NARROW, SEMI-SPECULAR CLEAR,WHITE FLANGE	080083909865	1.57	6	36					•	•	CN
81NDW	8? CONICAL REFLECTOR, NARROW, WHITE FLANGE	080083906826	1.57	6	36					•	•	CN
81RWWBB	8? BAFFLE REFLECTOR, ROTATABLE WALL WASH, BLACK BAFFLE	080083910182	1.57	6	36						•	CN
81RWWC	8? CONICAL REFLECTOR, ROTATABLE WALL WASH, SPECULAR CLEAR	080083910120	1.57	6	36						•	CN
81RWWCWF	8? CONICAL REFLECTOR, ROTATABLE WALL WASH, SPECULAR CLEAR, WHITE FLANGE	080083910229	1.57	6	36						•	CN
81RWWH	8? CONICAL REFLECTOR, ROTATABLE WALL WASH, SEMI-SPECULAR CLEAR	080083910144	1.57	6	36						•	CN
81RWWHWF	8? CONICAL REFLECTOR, ROTATABLE WALL WASH, SEMI-SPECULAR CLEAR, WHITE FLANGE	080083910243	1.57	6	36						•	CN
81RWWW	8? CONICAL REFLECTOR, ROTATABLE WALL WASH, WHITE FLANGE	080083910168	1.57	6	36						•	CN
81RWWWB	8? BAFFLE REFLECTOR, ROTATABLE WALL WASH, WHITE BAFFLE	080083910205	1.57	6	36						•	CN
81WDBB	8? BAFFLE REFLECTOR, WIDE, BLACK BAFFLE	080083910045	1.57	6	36					•	•	CN
81WDC	8? CONICAL REFLECTOR, WIDE,SPECULAR CLEAR FINISH	080083909988	1.57	6	36					•	•	CN
81WDCWF	8? CONICAL REFLECTOR, WIDE,SPECULAR CLEAR FINISH, WHITE FLANGE	080083910083	1.57	6	36					•	•	CN
81WDH	8? CONICAL REFLECTOR, WIDE, SEMI-SPECULAR CLEAR	080083910007	1.57	6	36					•	•	CN
81WDHWF	8? CONICAL REFLECTOR, WIDE, SEMI-SPECULAR CLEAR,WHITE FLANGE	080083910106	1.57	6	36					•	•	CN
81WDW	8? CONICAL REFLECTOR, WIDE, WHITE FLANGE	080083910021	1.57	6	36					•	•	CN
81WDWB	8? BAFFLE REFLECTOR, WIDE, WHITE BAFFLE	080083910069	1.57	6	36					•	•	CN
8" HC8, HC8R and HCC8 Accessories												
81RWWPK	ROTATABLE WALL WASH REPLACEMENT KIT	080083910267	0.02	24	192						•	CN

Ⓢ Indicates EISA Compliant Pulse Start Products Ⓜ Indicates MarketPro Product Country of Origin - as Indicated

Please reference the Cooper Lighting Stock Guide Terms and Conditions page. Pictures are a representation of product categories and may not illustrate the exact skus listed. Product information is subject to change without notice. Consult factory representative for additional information and inventory details. Visit www.cooperlighting.com for more product information.

CATALOG NUMBER	DESCRIPTION	UPC CODE	WEIGHT	CASE QTY	PALLET					COO	
					NJ	TX	IL	CA	GA		
8" Accessories											
8" PR8 Series Accessories											
PR8WW	FIELD INSTALLED WALL WASH OPTIC FOR PR8M12 AND PR834 MODULES	080083770861	0.3	6	1440					•	CN
PR8TH	SEMI-SPECULAR CLEAR TRIM INSERT FOR PR8M12 AND PR8M34 MODULES	080083770908	0.35	6	288					• •	CN
PR8TC	SPECULAR CLEAR TRIM INSERT FOR PR8M12 AND PR8M34 MODULES	080083770885	0.35	6	288					• •	CN
PR8WD	WIDE DISTRIBUTION LENS FOR PR8M12 AND PR8M34 MODULES	080083773183	1.15	6	360					•	MX
PR8MD	MEDIUM DISTRIBUTION LENS FOR PR8M12 AND PR8M34 MODULES	080083773169	1.15	6	360					• •	MX

Cylinder Accessories

Cylinder Aircraft Cable

HCAC120MB	120" BLACK AIRCRAFT CABLE KIT	080083128679	1.53	1	216					• •	MX
HCAC120MW	120" WHITE AIRCRAFT CABLE KIT	080083128631	1.53	1	216					• •	MX
HCAC48MB	48" BLACK AIRCRAFT CABLE KIT	080083128693	1.53	1	216					• •	MX
HCAC48MW	48" WHITE AIRCRAFT CABLE KIT	080083128655	1.53	1	216					• •	MX

Cylinder Pendant Stem Kit

HCC8P36MB	PENDANT STEM KIT	080083919321	2.8	1	75					•	MX
HCC8P36MW	PENDANT STEM KIT	080083919307	2.8	1	42					•	MX

6" Square Shallow Reflectors

6" PRS6 Series Reflectors

64SNDH	6" SHALLENS NAR DL REF, SF, SEMI SPEC	080083870905	1.275	6	30					•	MX
64SMDC	6" SHAL LENS MED DL REF, SF, SPEC CLEAR	080083871209	1.275	6	30					•	MX
64SNDK	6" SHAL LENS NAR DL REF, SF, SPEC CLEAR	080083871254	1.275	6	30					•	MX
64SWDC	6" SHAL LENS WIDE DL REF, SF, SPEC CLEAR	080083871155	1.275	6	30					•	MX
64SNDHWF	6" SHAL LENS NAR DL REF, SF, SEMISPEC,WF	080083867950	1.306	6	18					•	MX
64SNDKWF	6" SHAL LENS NAR DL REF, SF, SPECCLR, WF	080083868001	1.306	6	18					•	MX
64SWDCWF	6" SHAL LENS WIDE DL REF, SF, SEMISPC,WF	080083867653	1.306	6	18					•	MX
64SWDCWF	6" SHAL LENS WIDE DL REF, SF, SPECCLR,WF	080083867707	1.306	6	18					•	MX
64SNDMBWF	6" SHAL LENS WIDE DL REF, SF, MAT BLK,WF	080083867608	1.306	6	18					•	MX
64SMDKWF	6" SHAL LENS MED DL REF, SF, SPECCLR, WF	080083867851	1.306	6	18					•	MX
64SNDMBWF	6" SHAL LENS NAR DL REF, SF, MAT BLK, WF	080083867905	1.306	6	18					•	MX
64SMDMBWF	6" SHAL LENS MED DL REF, SF, MAT BLK, WF	080083867752	1.306	6	18					•	MX
64SMDHWF	6" SHAL LENS MED DL REF, SF, SEMISPEC,WF	080083867806	1.306	6	18					•	MX
64SWDMB	6" SHAL LENS WIDE DL REF, SF, MATT BLACK	080083870103	1.275	6	30					•	MX
64SMDMB	6" SHAL LENS MED DL REF, SF, MATTE BLACK	080083870158	1.275	6	30					•	MX
64SWDH	6" SHAL LENS WIDE DL REF, SF, SEMI SPEC	080083870806	1.275	6	30					•	MX
64SMDH	6" SHAL LENS MED DL REF, SF, SEMI SPEC	080083870851	1.275	6	30					•	MX
64SNDMB	6" SHAL LENS NAR DL REF, SF, MATTE BLACK	080083870202	1.275	6	30					•	MX
64SWDMW	6" SHAL LENS WIDE DL REF, SF, MATT WHITE	080083870455	1.275	6	30					•	MX
64SMDMW	6" SHAL LENS MED DL REF, SF, MATTE WHITE	080083870509	1.275	6	30					•	MX
64SNDMW	6" SHAL LENS NAR DL REF, SF, MATTE WHITE	080083870554	1.275	6	30					•	MX

CATALOG
NUMBER

DESCRIPTION

UPC CODE WEIGHT CASE PALLET
QTY QTY NJ TX IL CA GA COO

Metalux

Recessed Static Accord Series



2'x2'																				
22AC-LD5-34-UNV-L840-CD1-U	2X2 LED ACCORD, FROSTED ACRYLIC LENS, 3400 LUMENS, 85 CRI, 4000K, UNV 0-10V DIMMING DRIVER	080083811144	13.1	1	48															MX
22AC-LD5-23-UNV-L840-CD1-U	2X2 LED ACCORD, FROSTED ACRYLIC LENS, 2300 LUMENS, 85 CRI, 4000K, UNV 0-10V DIMMING DRIVER	080083811120	13.1	1	48															MX
22AC-LD5-34-UNV-L835-CD1-U	LED, 2'X2' ACCORD, FROSTED ACRYLIC LENS, 3400 LUMENS, 85 CRI, 3500K, UNV 0-10V DIMMING DRIVER	080083811137	13.1	1	48															MX
22AC-LD5-23-UNV-L835-CD1-U	2X2 LED ACCORD, FROSTED ACRYLIC LENS, 2300 LUMENS, 85 CRI, 3500K, UNV 0-10V DIMMING DRIVER	080083811113	13.1	1	48															MX



2'x4'																				
2AC-254T5-UNV-EBT1-U	2 LAMP, 2'X4' ACCORD FROSTED ACRYLIC LENS, ELECTRONIC BALLAST, 54T5 W/NORMAL LIGHT OUTPUT	080083610655	36	1	12															MX
24AC-LD5-44-UNV-L840-CD1-U	2X4 LED ACCORD, FROSTED ACRYLIC LENS, 4400 LUMENS, 85 CRI, 4000K, UNV 0-10V DIMMING DRIVER	080083813360	21.45	1	24															MX
24AC-LD5-44-UNV-L835-CD1-U	2X4 LED ACCORD, FROSTED ACRYLIC LENS, 4400 LUMENS, 85 CRI, 3500K, UNV 0-10V DIMMING DRIVER	080083811151	21.45	1	24															MX
24AC-LD5-55-UNV-L840-CD1-U	2X4 LED ACCORD, FROSTED ACRYLIC LENS, 5500 LUMENS, 85 CRI, 4000K, UNV 0-10V DIMMING DRIVER	080083813384	21.45	1	24															MX
24AC-LD5-55-UNV-L835-CD1-U	2X4 LED ACCORD, FROSTED ACRYLIC LENS, 5500 LUMENS, 85 CRI, 3500K, UNV 0-10V DIMMING DRIVER	080083813377	21.45	1	24															MX

ArcLine Series

2'x2'																				
22ALNG-LD5-35-UNV-L835-CD1-U	LED, 2'X2' TROFFER, 3500 LUMENS, 80 CRI, 3500K, UNV 0-10V DIMMING DRIVER	080083147052	12.5	1	48															MX



2'x4'																				
24ALNG-LD5-55-UNV-L840-CD1-U	LED, 2'X4' TROFFER, 5500 LUMENS, 80 CRI, 4000K, UNV 0-10V DIMMING DRIVER	080083147045	20.5	1	28															MX

FR LED Series



2'x2'																				
22FR-LD4-32-UNV-L835-CD1-U	PREMIUM LED LUMINAIRE, 2 X 2, 3200 LUMEN, 3500K, 0 TO 10V DIMMING	080083751747	16.1	1	56															MX
22FR-LD4-32-UNV-L840-CD1-U	PREMIUM LED LUMINAIRE, 2 X 2, 4000 LUMEN, 3500K, 0 TO 10V DIMMING	080083751754	16.1	1	52															MX






2'x4'																				
24FR-LD4-40-UNV-L840-CD1-U	PREMIUM LED LUMINAIRE, 2 X 4, 4000 LUMEN, 4000K, 0 TO 10V DIMMING	080083751723	19.75	1	26															MX
24FR-LD4-65-UNV-L840-CD1-U	PREMIUM LED LUMINAIRE, 2 X 4, 6500 LUMEN, 4000K, 0 TO 10V DIMMING	080083751761	19.75	1	26															MX
24FR-LD4-65-UNV-L835-CD1-U	PREMIUM LED LUMINAIRE, 2 X 4, 6500 LUMEN, 3500K, 0 TO 10V DIMMING	080083751730	19.75	1	26															MX







GC8 Series






2'x4'																				
2GC8-232A125-UNV-EB81-U	2 LAMP, 2'X4' SPECIFICATION GRADE LENSED TROFFER W/125 LENS, CEE LISTED ELECTRONIC BALLAST, T8	622696152865	27.1	1	28															MX
2GC8-432A-UNV-EB81-U	4 LAMP, 2'X4' SPECIFICATION GRADE LENSED TROFFER, CEE LISTED ELECTRONIC BALLAST, T8	622697823832	27.1	1	28															US

CATALOG NUMBER	DESCRIPTION	UPC CODE	WEIGHT	CASE		PALLET					COO	
				QTY	QTY	NJ	TX	IL	CA	GA		
GR8 Series												
	2'x2'											
	2GR8-2U6T8A-UNV-EB81-U	2 LAMP, 2'X2' STATIC LENSED TROFFER, CEE LISTED ELECTRONIC BALLAST, T8 U6	623961643842	11.55	1	48		•		•	•	MX
	2'x4'											
	2GR8-232A125-UNV-EB81-U	2 LAMP, 2'X4' COMMERCIAL GRADE LENSED TROFFER W/.125 LENS, CEE LISTED ELECTRONIC BALLAST, T8	623961689376	27.1	1	24						MX
	2GR8-232A-UNV-EB81-U	2 LAMP, 2'X4' STATIC LENSED TROFFER, CEE LISTED ELECTRONIC BALLAST, T8	623961759802	27.1	1	28			•		•	MX
	2GR8-332A125-UNV-EB81-U	3 LAMP, 2'X4' COMMERCIAL GRADE LENSED TROFFER W/.125 LENS, CEE LISTED ELECTRONIC BALLAST, T8	623961689697	27.1	1	28					•	MX
	2GR8-332A-UNV-EB81-U	3 LAMP, 2'X4' STATIC LENSED TROFFER, CEE LISTED ELECTRONIC BALLAST, T8	662401286805	27.1	1	28			•		•	MX
	2GR8-332A-UNV-EB82-U	3 LAMP, 2'X4' STATIC LENSED TROFFER, CEE LISTED ELECTRONIC BALLAST (2), T8	662401341405	27.1	1	28					•	MX
	2GR8-432A-UNV-EB81-U	4 LAMP, 2'X4' STATIC LENSED TROFFER, CEE LISTED ELECTRONIC BALLAST, T8	662401286812	27.1	1	28			•	•	•	 MX
	2GR8-432A-UNV-EB82-U	4 LAMP, 2'X4' STATIC LENSED TROFFER, CEE LISTED ELECTRONIC BALLAST (2), T8	662400102229	27.1	1	26						MX
GR8-232A-UNV-EB81-U	2 LAMP, 1'X4' STATIC LENSED TROFFER, CEE LISTED ELECTRONIC BALLAST, T8	662401551330	13.8	1	40			•			MX	





GR LED Series

	2'x2'												
	22GR-LD5-43-F1-UNV-L840-CD1-U	GR SERIES LED RECESSED TROFFER, 2 X 2, 4300 LUMEN, 4000K, 0 TO 10V DIM DRIVER	080083798636	11.71	1	52				•	•	MX	
	22GR-LD5-32-F1-UNV-L840-CD1-U	GR SERIES LED RECESSED TROFFER, 2 X 2, 3200 LUMEN, 4000K, 0 TO 10V DIM DRIVER	080083817177	11.71	1	48	•			•	•	 MX	
	22GR-LD5-32-F1-UNV-L835-CD1-U	GR SERIES LED RECESSED TROFFER, 2 X 2, 3200 LUMEN, 3500K, 0 TO 10V DIM DRIVER	080083798605	11.55	1	48	•	•		•	•	MX	
	22GR-LD5-24-F1-UNV-L835-CD1-U	GR SERIES LED RECESSED TROFFER, 2 X 2, 2400 LUMEN, 3500K, 0 TO 10V DIM DRIVER	080083798582	11.71	1	48				•	•	MX	
	22GR-LD5-43-F1-UNV-L835-CD1-U	GR SERIES LED RECESSED TROFFER, 2 X 2, 4300 LUMEN, 3500K, 0 TO 10V DIM DRIVER	080083798629	11.71	1	48				•	•	MX	
	22GR-LD5-24-F1-UNV-L840-CD1-U	GR SERIES LED RECESSED TROFFER, 2 X 2, 2400 LUMEN, 4000K, 0 TO 10V DIM DRIVER	080083798599	11.71	1	28				•	•	MX	
	22GR-LD5-43-F1-UNV-L850-CD1-U	GR SERIES LED RECESSED TROFFER, 2 X 2, 4300 LUMEN, 5000K, 0 TO 10V DIM DRIVER	080083804870	11.71	1	48				•	•	MX	
	2'x4'												
	24GR-LD5-38-F1-UNV-L835-CD1-U	GR SERIES LED RECESSED TROFFER, 2 X 4, 3800 LUMEN, 3500K, 0 TO 10V DIM DRIVER	080083798650	20	1	26				•	•	•	MX
	24GR-LD5-38-A-UNV-L840-CD1-U	GR SERIES 2X4 LED TROFFER, 4000K, 3800 LUMEN, 0 TO 10V DIM DRIVER	080083804856	20	1	28					•	MX	
	24GR-LD5-48-F1-UNV-L840-CD1-U	GR SERIES LED RECESSED TROFFER, 2 X 4, 4800 LUMEN, 4000K, 0 TO 10V DIM DRIVER	080083817153	20	1	28	•	•	•	•	•	 MX	
	24GR-LD5-48-F1-UNV-L835-CD1-U	GR SERIES LED RECESSED TROFFER, 2 X 4, 4800 LUMEN, 3500K, 0 TO 10V DIM DRIVER	080083817160	20	1	28	•			•	•	 MX	
	24GR-LD5-64-F1-UNV-L840-CD1-U	GR SERIES LED RECESSED TROFFER, 2 X 4, 6400 LUMEN, 4000K, 0 TO 10V DIM DRIVER	080083817146	20	1	28				•	•	 MX	
	24GR-LD5-85-F1-UNV-L835-CD1-U	GR SERIES LED RECESSED TROFFER, 2 X 4, 8500 LUMEN, 3500K, 0 TO 10V DIM DRIVER	080083848973	20	1	28				•		MX	
	24GR-LD5-38-F1-UNV-L840-CD1-U	GR SERIES LED RECESSED TROFFER, 2 X 4, 3800 LUMEN, 4000K, 0 TO 10V DIM DRIVER	080083798643	20	1	28				•	•	MX	
	24GR-LD5-64-F1-UNV-L850-CD1-U	GR SERIES LED RECESSED TROFFER, 2 X 4, 6400 LUMEN, 5000K, 0 TO 10V DIM DRIVER	080083804825	20	1	28				•		MX	
	24GR-LD5-85-F1-UNV-L840-CD1-U	GR SERIES LED RECESSED TROFFER, 2 X 4, 8500 LUMEN, 4000K, 0 TO 10V DIM DRIVER	080083804832	20	1	28				•	•	MX	
24GR-LD5-48-A125-UNV-L835-CD1-U	GR SERIES LED RECESSED TROFFER, 2 X 4, 4800 LUMEN, 3500K, 0 TO 10V DIM DRIVER	080083808809	20	1	28					•	MX		

CATALOG NUMBER	DESCRIPTION	UPC CODE	WEIGHT	CASE QTY	PALLET					COO	
					NJ	TX	IL	CA	GA		
Encounter Series											
	2'x2'										
22EN-LD2-34-UNV-L840-CD1-U	LED, 2'X2' ENCOUNTER, WAVESTREAM, 3400 LUMENS, 85 CRI, 4000K, UNV 0-10V DIMMING DRIVER	080083752317	14.85	1	36	•	•	•	•	•	MX
22EN-LD2-25-UNV-L835-CD1-U	LED, 2'X2' ENCOUNTER, WAVESTREAM, 2500 LUMENS, 85 CRI, 3500K, UNV 0-10V DIMMING DRIVER. AVAILABLE Q1 2016	080083752409	14.85	1	36	•	•	•	•	•	MX
22EN-LD2-25-UNV-L840-CD1-U	LED, 2'X2' ENCOUNTER, WAVESTREAM, 2500 LUMENS, 85 CRI, 4000K, UNV 0-10V DIMMING DRIVER. AVAILABLE Q1 2016	080083752393	14.85	1	36	•	•	•	•	•	MX
22EN-LD2-34-UNV-L835-CD1-U	LED, 2'X2' ENCOUNTER, WAVESTREAM, 3400 LUMENS, 85 CRI, 3500K, UNV 0-10V DIMMING DRIVER	080083752324	14.85	1	40	•	•	•	•	•	MX
22EN-LD2-39-UNV-L835-CD1-U	LED, 2'X2' ENCOUNTER, WAVESTREAM, 3900 LUMENS, 80 CRI, 3500K, UNV 0-10V DIMMING DRIVER	080083752300	14.85	1	36					•	MX
22EN-LD2-43-UNV-L835-CD1-U	LED, 2'X2' ENCOUNTER, WAVESTREAM, 4300 LUMENS, 80 CRI, 3500K, UNV 0-10V DIMMING DRIVER	080083752294	14.85	1	36	•				•	MX
22EN-LD2-34-UNV-L830-CD1-U	LED, 2'X2' ENCOUNTER, WAVESTREAM, 3400 LUMENS, 80 CRI, 3000K, UNV 0-10V DIMMING DRIVER	080083752331	14.85	1	36					•	MX
22EN-LD2-43-UNV-L840-CD1-U	LED, 2'X2' ENCOUNTER, WAVESTREAM, 4300 LUMENS, 85 CRI, 4000K, UNV 0-10V DIMMING DRIVER	080083752287	14.85	1	36					•	MX
22EN-LD2-34-UNV-EL7W-L835-CD1-U	LED, 2'X2' ENCOUNTER, WAVESTREAM, 3400 LUMENS, 85 CRI, 3500K, UNV 0-10V DIMMING DRIVER, 7W EMERGENCY BATTERY PACK INSTALLED	080083752355	14	1	18					•	MX
22EN-LD2-30-UNV-L835-CD1-U	LED, 2'X2' ENCOUNTER, WAVESTREAM, 3000 LUMENS, 80 CRI, 3500K, UNV 0-10V DIMMING DRIVER	080083752386	14.85	1	36					•	MX
22EN-LD2-34-UNV-EL14W-L835-CD1-U	LED, 2'X2' ENCOUNTER, WAVESTREAM, 3400 LUMENS, 85 CRI, 3500K, UNV 0-10V DIMMING DRIVER, 14W EMERGENCY BATTERY PACK INSTALLED	080083752362	14	1	18					•	MX
22EN-LD2-34HP-UNV-L835-CD1-U	LED, 2'X2' ENCOUNTER HP, WAVESTREAM, 3400 LUMENS, 85 CRI, 3500K, UNV 0-10V DIMMING DRIVER, HIGH PERFORMANCE	080083802449	14.85	1	36					•	MX
22EN-LD2-25HP-UNV-L835-CD1-U	LED, 2'X2' ENCOUNTER HP, WAVESTREAM, 2500 LUMENS, 85 CRI, 3500K, UNV 0-10V DIMMING DRIVER, HIGH PERFORMANCE	080083802425	14.85	1	36					•	MX
	2'x4'										
24EN-LD2-67-UNV-L835-CD1-U	LED, 2'X4' ENCOUNTER, WAVESTREAM, 6700 LUMENS, 85 CRI, 3500K, UNV 0-10V DIMMING DRIVER. AVAILABLE Q1 2016	080083752157	26.35	1	18	•				•	MX
24EN-LD2-45-UNV-L840-CD1-U	LED, 2'X4' ENCOUNTER, WAVESTREAM, 4500 LUMENS, 85 CRI, 4000K, UNV 0-10V DIMMING DRIVER	080083752218	26.35	1	20	•	•	•	•	•	MX
24EN-LD2-45-UNV-L835-CD1-U	LED, 2'X4' ENCOUNTER, WAVESTREAM, 4500 LUMENS, 85 CRI, 3500K, UNV 0-10V DIMMING DRIVER	080083752225	26.35	1	18	•	•	•	•	•	MX
24EN-LD2-54-UNV-L835-CD1-U	LED, 2'X4' ENCOUNTER, WAVESTREAM, 5400 LUMENS, 85 CRI, 3500K, UNV 0-10V DIMMING DRIVER	080083753444	26.35	1	24	•	•	•	•	•	MX
24EN-LD2-54-UNV-L840-CD1-U	LED, 2'X4' ENCOUNTER, WAVESTREAM, 5400 LUMENS, 85 CRI, 4000K, UNV 0-10V DIMMING DRIVER	080083753437	26.35	1	18	•	•	•	•	•	MX
24EN-LD2-67-UNV-L840-CD1-U	LED, 2'X4' ENCOUNTER, WAVESTREAM, 6700 LUMENS, 85 CRI, 4000K, UNV 0-10V DIMMING DRIVER. AVAILABLE Q1 2016	080083753420	26.35	1	18			•		•	MX
24EN-LD2-34-UNV-L835-CD1-U	LED, 2'X4' ENCOUNTER, WAVESTREAM, 3400 LUMENS, 85 CRI, 3500K, UNV 0-10V DIMMING DRIVER	080083752263	26.35	1	18	•				•	MX
24EN-LD2-40-UNV-L835-CD1-U	LED, 2'X4' ENCOUNTER, WAVESTREAM, 4000 LUMENS, 85 CRI, 3500K, UNV 0-10V DIMMING DRIVER	080083752256	26.35	1	18					•	MX
24EN-LD2-45HP-UNV-L835-CD1-U	LED, 2'X4' ENCOUNTER HP, WAVESTREAM, 4500 LUMENS, 85 CRI, 3500K, UNV 0-10V DIMMING DRIVER, HIGH PERFORMANCE	080083802401	26.35	1	18					•	MX
24EN-LD2-54HP-UNV-L835-CD1-U	LED, 2'X4' ENCOUNTER HP, WAVESTREAM, 5400 LUMENS, 85 CRI, 3500K, UNV 0-10V DIMMING DRIVER, HIGH PERFORMANCE	080083802388	26.35	1	18					•	MX







Ⓢ Indicates EISA Compliant Pulse Start Products  Indicates MarketPro Product Country of Origin - as Indicated

Please reference the Cooper Lighting Stock Guide Terms and Conditions page. Pictures are a representation of product categories and may not illustrate the exact skus listed. Product information is subject to change without notice. Consult factory representative for additional information and inventory details. Visit www.cooperlighting.com for more product information.

CATALOG NUMBER	DESCRIPTION	UPC CODE	WEIGHT	CASE QTY	PALLET QTY	NJ	TX	IL	CA	GA	COO
SkyRidge Series											
	2'x2'										
22SR-LD2-20-C-UNV-L835-CD1-U	LED, 2'X2' SKYRIDGE, WAVESTREAM, 2000 LUMENS, 85 CRI, 3500K, UNV 0-10V DIMMING DRIVER, CURVED	080083752638	14.7	1	28	•	•	•	•	•	MX
22SR-LD2-20-C-UNV-L840-CD1-U	LED, 2'X2' SKYRIDGE, WAVESTREAM, 2000 LUMENS, 85 CRI, 4000K, UNV 0-10V DIMMING DRIVER, CURVED	080083752621	14.7	1	28	•	•	•	•	•	MX
22SR-LD2-29-C-UNV-L835-CD1-U	LED, 2'X2' SKYRIDGE, WAVESTREAM, 2900 LUMENS, 85 CRI, 3500K, UNV 0-10V DIMMING DRIVER, CURVED	080083752584	14.7	1	28	•	•	•	•	•	MX
22SR-LD2-29-C-UNV-L840-CD1-U	LED, 2'X2' SKYRIDGE, WAVESTREAM, 2900 LUMENS, 85 CRI, 4000K, UNV 0-10V DIMMING DRIVER, CURVED	080083752577	14.7	1	28	•	•	•	•	•	MX
22SR-LD2-29-S-UNV-L835-CD1-U	LED, 2'X2' SKYRIDGE, WAVESTREAM, 2900 LUMENS, 85 CRI, 3500K, UNV 0-10V DIMMING DRIVER, STRAIGHT	080083752560	14.7	1	28					•	MX
ATW-SW4-22SR-LD2-29-C-UNV-L835-CD1-U	CHICAGO RATED LED, 2'X2' SKYRIDGE, 2900 LUMENS, 80 CRI, 3500K, UNV 0-10V DIMMING DRIVER	080083151660	14.7	1	28						MX
	2'x4'										
24SR-LD2-39-C-UNV-L840-CD1-U	LED, 2'X4' SKYRIDGE, WAVESTREAM, 3900 LUMENS, 85 CRI, 4000K, UNV 0-10V DIMMING DRIVER, CURVED	080083752522	24.5	1	16	•	•	•	•	•	MX
24SR-LD2-39-C-UNV-L835-CD1-U	LED, 2'X4' SKYRIDGE, WAVESTREAM, 3900 LUMENS, 85 CRI, 3500K, UNV 0-10V DIMMING DRIVER, CURVED	080083753468	24.5	1	16	•	•	•	•	•	MX
24SR-LD2-48-C-UNV-L835-CD1-U	LED, 2'X4' SKYRIDGE, WAVESTREAM, 4800 LUMENS, 85 CRI, 3500K, UNV 0-10V DIMMING DRIVER, CURVED	080083752492	24.5	1	16	•	•	•	•	•	MX
24SR-LD2-48-C-UNV-L840-CD1-U	LED, 2'X4' SKYRIDGE, WAVESTREAM, 4800 LUMENS, 85 CRI, 4000K, UNV 0-10V DIMMING DRIVER, CURVED	080083752485	24.5	1	16	•	•	•	•	•	MX
Chicago Rated											
ATW-SW4-24SR-LD2-39-C-UNV-L835-CD1-U	CHICAGO RATED LED, 2'X4' SKYRIDGE, 3900 LUMENS, 80 CRI, 3500K, UNV 0-10V DIMMING DRIVER	080083151653	24.5	1	14						MX
	SkyRidge Accessories										
STK-4-PL-10PK	4' SKYTRIM, PEARL, 10 PACK	080083715169	1.81	1	168					•	MX
STK-2-PL-10PK	2' SKYTRIM, PEARL, 10 PACK	080083713677	1.5	12	180					•	MX
Recessed Direct / Indirect											
Cruze Series											
2'x2' LED											
ATW-SW4-22CZ-LD5-44-UNV-L835-CD1-U	CHICAGO RATED LED, 2'X2' CRUZE, 4400 LUMENS, 80 CRI, 3500K, UNV 0-10V DIMMING DRIVER	080083151516	16.1	1	56					•	MX
22CZ2-34HE-UNV-L835-CD1-U	2' X 2' LED TROFFER, 3400 HIGH EFFICACY LUMENS, 3500K, 120/277V DIM DRIVER	080083881222	12.5	1	28	•	•	•	•	•	MX
22CZ2-34HE-UNV-L840-CD1-U	2' X 2' LED TROFFER, 3400 HIGH EFFICACY LUMENS, 4000K, 120/277V DIM DRIVER	080083881260	12.5	1	48	•	•	•	•	•	MX
22CZ2-32-UNV-L835-CD1-U	2X2, CENTER BASKET TROFFER, 3280 LUMENS, 3500K	080083881185	12.5	1	48	•	•	•	•	•	MX
22CZ2-39-UNV-L840-CD1-U	2X2, 3900 LUMENS, 4000K, 80 CRI (MIN), 0-10V DIMMING TO 5 PCT	080083881307	12.5	1	48	•	•	•	•	•	MX
22CZ2-32-UNV-L840-CD1-U	2X2, CENTER BASKET TROFFER, 3280 LUMENS, 4000K	080083881208	12.5	1	56					•	MX
22CZ2-39-UNV-L835-CD1-U	2X2, CENTER BASKET TROFFER, 3943 LUMENS, 3500K	080083881284	12.5	1	48	•	•	•	•	•	MX
	2'x4' LED										
24CZ2-40-UNV-L835-CD1-U	2' X 4' LED TROFFER, 4000 LUMENS, 3500K, 120/277V DIM DRIVER	080083881505	19.75	1	26	•	•	•	•	•	MX
24CZ2-40HE-UNV-L840-CD1-U	2' X 4' LED TROFFER, 4000 HIGH EFFICACY LUMENS, 4000K, 120/277V DIM DRIVER	080083881482	19.75	1	26					•	MX
24CZ2-50-UNV-L835-CD1-U	2' X 4' LED TROFFER, 5000 LUMENS, 3500K, 120/277V DIM DRIVER	080083881628	19.75	1	26					•	MX
24CZ2-50-UNV-L840-CD1-U	2' X 4' LED TROFFER, 5000 LUMENS, 4000K, 120/277V DIM DRIVER	080083881642	19.75	1	26					•	MX
24CZ2-40-UNV-L840-CD1-U	2' X 4' LED TROFFER, 4000 LUMENS, 4000K, 120/277V DIM DRIVER	080083881529	19.75	1	28	•	•	•	•	•	MX

ⓔ Indicates EISA Compliant Pulse Start Products  Indicates MarketPro Product Country of Origin - as Indicated

Please reference the Cooper Lighting Stock Guide Terms and Conditions page. Pictures are a representation of product categories and may not illustrate the exact skus listed. Product information is subject to change without notice. Consult factory representative for additional information and inventory details. Visit www.cooperlighting.com for more product information.









CATALOG NUMBER	DESCRIPTION	UPC CODE	WEIGHT	CASE		PALLET				COO	
				QTY	QTY	NJ	TX	IL	CA		GA
Cruze Retrofit Kit											
	2'x2' LED										
22CZRK-LD4-34-UNV-L835-CD1-U	2X2 LED CRUZE RETROFIT KIT, RIBBED FROSTED ACRYLIC LENS, 3400 LUMENS, 85 CRI, 3500K, AND UNV 0-10V DIMMING DRIVER	080083771349	9.61	1	72				•	•	CN
22CZRK-LD4-24-UNV-L835-CD1-U	2X2 LED CRUZE RETROFIT KIT, RIBBED FROSTED ACRYLIC LENS, 2400 LUMENS, 85 CRI, 3500K, AND UNV 0-10V DIMMING DRIVER	080083771318	9.61	1	72				•	•	CN
22CZRK-LD4-24-UNV-L840-CD1-U	2X2 LED CRUZE RETROFIT KIT, RIBBED FROSTED ACRYLIC LENS, 2400 LUMENS, 85 CRI, 4000K, AND UNV 0-10V DIMMING DRIVER	080083803842	9.61	1	72				•	•	CN
22CZRK-LD4-34-UNV-L840-CD1-U	2X2 LED CRUZE RETROFIT KIT, RIBBED FROSTED ACRYLIC LENS, 3400 LUMENS, 85 CRI, 4000K, AND UNV 0-10V DIMMING DRIVER	080083804535	9.61	1	72				•	•	CN
22CZRK-LD4-34HP-UNV-L840-CD1-U	2X2 LED CRUZE RETROFIT KIT, RIBBED FROSTED ACRYLIC LENS, 3400 LUMENS, 85 CRI, 4000K, AND UNV 0-10V DIMMING DRIVER - HIGH PERFORMANCE	080083777297	9.61	1	72				•	•	CN
22CZRK-LD4-34HP-UNV-L835-CD1-U	2X2 LED CRUZE RETROFIT KIT, RIBBED FROSTED ACRYLIC LENS, 3400 LUMENS, 85 CRI, 3500K, AND UNV 0-10V DIMMING DRIVER - HIGH PERFORMANCE	080083777280	9.61	1	72				•	•	CN
	2'x4' LED										
24CZRK-LD4-50-UNV-L840-CD1-U	2X4 LED CRUZE RETROFIT KIT, RIBBED FROSTED ACRYLIC LENS, 5000 LUMENS, 85 CRI, 4000K, AND UNV 0-10V DIMMING DRIVER	080083804696	16.26	1	33				•	•	CN
24CZRK-LD4-40-UNV-L835-CD1-U	LED, 2'X4' CRUZE RETROFIT KIT, RIBBED FROSTED ACRYLIC LENS, 4000 LUMENS, 85 CRI, 3500K, UNV 0-10V DIMMING DRIVER	080083804597	16.26	1	36				•	•	CN
24CZRK-LD4-50HP-UNV-L835-CD1-U	2X4 LED CRUZE RETROFIT KIT, RIBBED FROSTED ACRYLIC LENS, 5000 LUMENS, 85 CRI, 3500K, AND UNV 0-10V DIMMING DRIVER - HIGH PERFORMANCE	080083777327	16.26	1	33				•	•	CN
24CZRK-LD4-40HP-UNV-L835-CD1-U	2X4 LED CRUZE RETROFIT KIT, RIBBED FROSTED ACRYLIC LENS, 4000 LUMENS, 85 CRI, 3500K, AND UNV 0-10V DIMMING DRIVER - HIGH PERFORMANCE	080083804634	16.26	1	33				•	•	CN
24CZRK-LD4-50-UNV-L835-CD1-U	2X4 LED CRUZE RETROFIT KIT, RIBBED FROSTED ACRYLIC LENS, 5000 LUMENS, 85 CRI, 3500K, AND UNV 0-10V DIMMING DRIVER	080083771387	16.26	1	33				•	•	CN
24CZRK-LD4-40HP-UNV-L840-CD1-U	2X4 LED CRUZE RETROFIT KIT, RIBBED FROSTED ACRYLIC LENS, 4000 LUMENS, 85 CRI, 4000K, AND UNV 0-10V DIMMING DRIVER - HIGH PERFORMANCE	080083804658	16.26	1	33				•	•	 CN
24CZRK-LD4-40-UNV-L840-CD1-U	2X4 LED RETROFIT KIT, 4000 LUMENS 4000K COLOR TEMP	080083804610	16.26	1	36				•	•	 CN
RDI Ovation Series											
	2'x2' - Center Mount										
2RDI-217RP-UNV-EB81-U	2 LAMP, 2'X2' ROUND PERFORATED LAMP SHIELDS, CENTER MOUNT, CEE LISTED ELECTRONIC BALLAST, T8	622696299461	20.7	1	28				•	•	MX
2RDI-317RP-UNV-EB81-U	3 LAMP, 2'X2' ROUND PERFORATED LAMP SHIELDS, CENTER MOUNT, CEE LISTED ELECTRONIC BALLAST, T8	662401814206	20.7	1	28				•	•	MX
22RDI-30-UNV-L835-CD1-U	LED, 2'X2' TROFFER, 3000 LUMENS, 80 CRI, 3500K, UNV 0-10V DIMMING DRIVER	080083878864	16	1	12				•	•	MX
22RDI-30-UNV-L840-CD1-U	LED, 2'X2' TROFFER, 3000 LUMENS, 80 CRI, 4000K, UNV 0-10V DIMMING DRIVER	080083878871	16	1	12				•	•	MX
	2'x4' - Center Mount										
2RDI-228T5RP-UNV-EBT1-U	2 LAMP, 2'X4' ROUND PERFORATED LAMP SHIELD, CENTER MOUNT, CEE LISTED ELECTRONIC BALLAST, T5	622697241193	23.36	1	14				•	•	MX
24RDI-40-UNV-L835-CD1-U	LED, 2'X4' TROFFER, 4000 LUMENS, 80 CRI, 3500K, UNV 0-10V DIMMING DRIVER	080083878888	30.5	1	6				•	•	MX
24RDI-40-UNV-L840-CD1-U	2'X4' TROFFER LED MODULE, 4000 LUMEN, 120-277V, 4000K, 0-10V DIMMING DRIVER	080083878895	30.5	1	6				•	•	MX
RLN LED Series											
LED											
24RLN-LD5-45-UNV-L840-CD1-U	2'X4' TROFFER LED MODULE, 4500 LUMEN, 120-277V, 4000K, 0-10V DIMMING DRIVER	080083147076	20.5	1	28				•	•	MX
22RLN-LD5-35-UNV-L840-CD1-U	LED, 2'X2' TROFFER, 3500 LUMENS, 80 CRI, 4000K, UNV 0-10V DIMMING DRIVER	080083905560	12.5	1	56				•	•	MX
24RLN-LD5-45-UNV-L835-CD1-U	2'X4' TROFFER LED MODULE, 4500 LUMEN, 120-277V, 3500K, 0-10V DIMMING DRIVER	080083147083	20.5	1	28				•	•	MX
22RLN-LD5-35-UNV-L835-CD1-U	LED, 2'X2' TROFFER, 3500 LUMENS, 80 CRI, 3500K, UNV 0-10V DIMMING DRIVER	080083147090	12.5	1	56				•	•	MX
22RLN-LD5-25-UNV-L835-CD1-U	LED, 2'X2' TROFFER, 2500 LUMENS, 80 CRI, 3500K, UNV 0-10V DIMMING DRIVER	080083147120	12.5	1	56				•	•	MX
24RLN-LD5-55-UNV-L840-CD1-U	2'X4' TROFFER LED MODULE, 5500 LUMEN, 120-277V, 4000K, 0-10V DIMMING DRIVER	080083905577	20.5	1	28				•	•	MX
22RLN-LD5-31-UNV-L835-CD1-U	LED, 2'X2' TROFFER, 3100 LUMENS, 80 CRI, 3500K, UNV 0-10V DIMMING DRIVER	080083147113	12.5	1	56				•	•	MX

Recessed



 Indicates EISA Compliant Pulse Start Products  Indicates MarketPro Product Country of Origin - as Indicated

Please reference the Cooper Lighting Stock Guide Terms and Conditions page. Pictures are a representation of product categories and may not illustrate the exact skus listed. Product information is subject to change without notice. Consult factory representative for additional information and inventory details. Visit www.cooperlighting.com for more product information.

CATALOG NUMBER	DESCRIPTION	UPC CODE	WEIGHT	CASE QTY	PALLET					COO	
					NJ	TX	IL	CA	GA		
CGT											
2x2											
22CGT3535C	METALUX 2X2 CGT LED PANEL 3500K 80CRI 3449 LUMENS	080083880003	8.37	1	72	•	•	•	•	•	CN
22CGT3540C	METALUX 2X2 CGT LED PANEL 4000K 80CRI 3582 LUMENS	080083880027	8.37	1	72	•	•	•	•	•	CN
2x4											
24CGT4535C	METALUX 2X4 CGT LED PANEL 3500K 80CRI 4268 LUMENS	080083880089	14.48	1	36	•	•	•	•	•	CN
24CGT4540C	METALUX 2X4 CGT LED PANEL 3500K 80CRI 4268 LUMENS	080083880102	14.48	1	18	•	•	•	•	•	CN
24CGT5535C	METALUX 2X4 CGT LED PANEL 3500K 80CRI 5139 LUMENS	080083880164	14.48	1	36	•	•	•	•	•	CN
24CGT5540C	METALUX 2X4 CGT LED PANEL 4000K 80CRI 5337 LUMENS	080083880188	14.48	1	36	•	•	•	•	•	CN

CATALOG NUMBER	DESCRIPTION	UPC CODE	WEIGHT	CASE		PALLET					COO	
				QTY	QTY	NJ	TX	IL	CA	GA		
FP												
1x4												
14FP4235C	1X4 LED RECESSED FLAT PANEL, 4200 LUMEN, 3500K, 80 CRI, 0-10V CONTINUOUS DIMMING DRIVER	080083833467	12.59	1	51	•	•	•	•	•	CN	
14FP4240C	1X4 LED RECESSED FLAT PANEL, 4200 LUMEN, 4000K, 80 CRI, 0-10V CONTINUOUS DIMMING DRIVER	080083833481	12.59	1	51	•	•	•	•	•	CN	
14FP4250C	1X4 LED RECESSED FLAT PANEL, 4200 LUMEN, 5000K, 80 CRI, 0-10V CONTINUOUS DIMMING DRIVER	080083833504	12.59	1	51	•	•	•	•	•	CN	
14FP3830C9	LED, 1'X4' RECESSED PANEL, 3800 LUMEN, 3000K, 90 CRI, 0-10V CONTINUOUS DIMMING DRIVER	080083833764	12.59	1	51			•	•	•	CN	
FPSURF14	1X4 FP SURFACE MOUNT KIT	080083802708	2.63	10	240	•	•	•	•	•	CN	
14FP2630C	1'X4' LED RECESSED FLAT PANEL, 2744 LUMEN, 3000K, 80 CRI, 0-10V CONTINUOUS DIMMING DRIVER	080083823666	12.59	1	51					•	CN	
14FP3040HE	1'X4' LED RECESSED FLAT PANEL, 3176 LUMEN, 4000K, 80 CRI, 0-10V CONTINUOUS DIMMING DRIVER	080083823789	12.59	1	51			•	•	•	CN	
2x2												
22FP4235C	2X2 LED RECESSED FLAT PANEL, 4200 LUMEN, 3500K, 80 CRI, 0-10V CONTINUOUS DIMMING DRIVER	080083833580	14	1	44	•	•	•	•	•	 CN	
22FP4240C	2X2 LED RECESSED FLAT PANEL, 4200 LUMEN, 4000K, 80 CRI, 0-10V CONTINUOUS DIMMING DRIVER	080083833603	14	1	44	•	•	•	•	•	 CN	
22FP4250C	FP SERIES 2X2 LED RECESSED 4200 LUMEN, 5000K, 80 CRI, 0-10V DIMMING DRIVER	080083833627	14	1	44	•	•	•	•	•	CN	
22FP3235C	2X2 LED RECESSED FLAT PANEL, 3200 LUMEN, 3500K, 80 CRI, 0-10V CONTINUOUS DIMMING DRIVER	080083833528	14	1	44	•	•	•	•	•	CN	
22FP3240C	2X2 LED RECESSED FLAT PANEL, 3200 LUMEN, 4000K, 80 CRI, 0-10V CONTINUOUS DIMMING DRIVER	080083833542	14	1	44	•	•	•	•	•	 CN	
22FP3250C	2X2 LED RECESSED FLAT PANEL, 3200 LM, 5000K, 80CRI, 0-10V CONTINUOUS DIMMING DRIVER	080083833566	14	1	44	•		•	•	•	US	
22FP3830C9	LED, 2'X2' RECESSED PANEL, 3800 LUMEN, 3000K, 90 CRI, 0-10V CONTINUOUS DIMMING DRIVER	080083833801	12.59	1	44			•	•	•	CN	
22FP2830C9	LED, 2'X2' RECESSED PANEL, 2800 LUMEN, 3000K, 90 CRI, 0-10V CONTINUOUS DIMMING DRIVER	080083833788	14	1	44			•	•	•	CN	
FPEQ	FP SERIES CEILING RETENTION CLIPS	080083802685	0.5	40	640	•	•	•	•	•	CN	
FPSURF22	2X2 FP SURFACE MOUNT KIT	080083802722	1.95	10	480	•	•	•	•	•	CN	
FPSUS2	2X2 FP SUSPENSION KIT	080083802784	0.75	20	800			•	•	•	CN	
22FP2135C	2' X 2' RECESSED LED PANEL, 3500K, 80 CRI, 2205 LUMENS, 20.7W, UNV 120 - 277V	080083824014	14	1	44					•	CN	
2x4												
24FP4735C	2X4 LED RECESSED FLAT PANEL, 4700 LUMEN, 3500K, 80 CRI, 0-10V CONTINUOUS DIMMING DRIVER	080083833641	23.88	1	22	•	•	•	•	•	 US	
24FP4740C	2X4 LED RECESSED FLAT PANEL, 4700 LUMEN, 4000K, 80 CRI, 0-10V CONTINUOUS DIMMING DRIVER	080083833665	23.88	1	22	•	•	•	•	•	 CN	
24FP4750C	FP SERIES 2X4 LED FLAT PANEL, 4700 LM, 5000K CCT, 80CRI, 0-10V DIMMING DRIVER	080083833689	23.88	1	22	•	•	•	•	•	US	
24FP6440C	2X4 LED RECESSED FLAT PANEL, 6400 LUMEN, 4000K, 80 CRI, 0-10V CONTINUOUS DIMMING DRIVER	080083833726	23.88	1	22	•	•	•	•	•	 CN	
24FP3830C9	LED, 2'X4' RECESSED PANEL, 3800 LUMEN, 3000K, 90 CRI, 0-10V CONTINUOUS DIMMING DRIVER	080083833825	23.88	1	22			•	•	•	CN	
24FP5830C9	LED, 2'X4' RECESSED PANEL, 5800 LUMEN, 3000K, 90 CRI, 0-10V CONTINUOUS DIMMING DRIVER	080083833849	23.88	1	22			•	•	•	CN	
FPSURF24	2X4 FP SURFACE MOUNT KIT	080083802746	2.8	10	240	•	•	•	•	•	CN	
24FP3135C	2' X 4' RECESSED LED PANEL, 3500K, 80 CRI, 3553 LUMENS, 29.3W, UNV 120 - 277V	080083858880	23.88	1	22			•	•	•	CN	
FPS												
1x4												
14FPSL1SCT3	1X4 LED FLAT PANEL WITH SELECTABLE LUMENS AND CCT	080083889440	10.66	1	42			•	•	•	 CN	
2x2												
22FPSL2SCT3	2X2 LED FLAT PANEL WITH SELECTABLE LUMENS AND CCT	080083889402	9.95	1	40			•	•	•	 CN	



 Indicates EISA Compliant Pulse Start Products  Indicates MarketPro Product Country of Origin - as Indicated

Please reference the Cooper Lighting Stock Guide Terms and Conditions page. Pictures are a representation of product categories and may not illustrate the exact skus listed. Product information is subject to change without notice. Consult factory representative for additional information and inventory details. Visit www.cooperlighting.com for more product information.

CATALOG NUMBER	DESCRIPTION	UPC CODE	WEIGHT	CASE QTY	PALLET					COO
					NJ	TX	IL	CA	GA	
2x4 24FPSL2SCT3	2X4 LED FLAT PANEL WITH SELECTABLE LUMENS AND CCT	080083889365	19.75	1	20				• • •	CN

RTC

	1x4 14RTC3435	1X4, 3400 LUMENS, 3500K, 80 CRI (MIN), 0-10V DIMMING TO 5 PCT	080083802562	19	1	24			• • • • •	CN
	14RTC3440	1X4, 3400 LUMENS, 4000K, 80 CRI (MIN), 0-10V DIMMING TO 5 PCT	080083802579	19	1	24			• • • • •	CN
	2x2 22RTC3435	2X2, 3400 LUMENS, 3500K, 80 CRI (MIN), 0-10V DIMMING TO 5 PCT	080083802586	10.45	1	24			• • • • •	CN
	22RTC3440	2X2, 3400 LUMENS, 4000K, 80 CRI (MIN), 0-10V DIMMING TO 5 PCT	080083802593	10.45	1	24			• • • • •	CN
	22RTC4835	2X2, 4800 LUMENS, 3500K, 80 CRI (MIN), 0-10V DIMMING TO 5 PCT	080083802609	10.45	1	24			• • • • •	CN
	22RTC4840	2X4, 4800 LUMENS, 4000K, 80 CRI (MIN), 0-10V DIMMING TO 5 PCT	080083802616	10.45	1	24			• • • • •	CN
	2x4 24RTC4835	2X4, 4800 LUMENS, 3500K, 80 CRI (MIN), 0-10V DIMMING TO 5 PCT	080083802623	17.55	1	13			• • • • •	CN
	24RTC4840	2X4 LED TROFFER, 4800 LUMENS, 4000K, 80 CRI (MIN), 0-10V DIMMING TO 5 PCT	080083802630	17.55	1	13			• • • • •	CN
	24RTC6835	2X4, 6800 LUMENS, 3500K, 80 CRI (MIN), 0-10V DIMMING TO 5 PCT	080083802647	17.55	1	13			• • • • •	CN
	24RTC6840	2X4, 6800 LUMENS, 4000K, 80 CRI (MIN), 0-10V DIMMING TO 5 PCT	080083802654	17.55	1	13			• • • • •	CN

Accessory

Accessory

2GR8-4-A-W/SPGL-FRM	2'X4' REPLACEMENT FRAME & LENS FOR 2G & 2GR8 SERIES	622697133917	4.4	6	48				•	MX;US
FCS-24W-U	2'X4' WHITE STEEL FLANGE KIT, FOR 2G, 2GR8, 2GC8 & 2GR5 SERIES	662400105985	2.806	1	418				•	MX;US
A12-125-24GC-U	2'X4' #12 .125 LENS FOR G, GR8, GC & GC8 SERIES	662400230144	2.8	200	200				•	MX
EQ-CLIP-U	T-BAR SAFETY CLIP FOR TROFFERS AND OVATION SERIES - ORDER 4 PER FIXTURE	662400107194	0.011	4000	64000				• • • • •	US
T3A-END-E.Q.BRACKET-PARTS-BAG	EQ CLIPS FOR USE ON FIXTURE ENDS. INCLUDES FOUR SCREWS AND BRACKETS.	662400107279	0.154	24	1536				•	US
FCS-22W-U	2'X2' WHITE STEEL FLANGE KIT FOR G, GR8, GC8, GR5	662400105978	3.867	1	418				•	MX;US
FCTKA-24W-U	2'X4' WHITE STEEL FLANGE KIT FOR 2GR8, 2GC8 & 2GR5 SERIES	080083608423	2.635	1	200				•	US

RCG

	4' 4RCG-4-56D-L835-U	4' SLOT, 560 LUMENS PER FOOT, 80 CRI, 3500K	080083877133	11.065	1	20			•	US
	4RCG-4-56D-L840-U	4' SLOT, 560 LUMENS PER FOOT, 80 CRI, 4000K	080083877119	11.065	1	20			•	US
8'	8RCG-4-56D-L835-U	8' SLOT, 560 LUMENS PER FOOT, 80 CRI, 3500K	080083877140	22.365	1	20			•	US
	8RCG-4-56D-L840-U	8' SLOT, 560 LUMENS PER FOOT, 80 CRI, 4000K	080083877126	22.365	1	20			•	US

CATALOG NUMBER	DESCRIPTION	UPC CODE	WEIGHT	CASE					PALLET QTY	NJ	TX	IL	CA	GA	COO
				QTY	QTY	QTY	QTY	QTY							

Surface SWLED

LED

4SWLED-LD4-40SL-LW-UNV-L840-CD1-SVPD2-U	4 FT., LINEAR LED LUMINAIRE, 4000 LUMENS, 4000K, 0 - 10V DIMMABLE DRIVER	080083770304	17.8	1	28										MX
4SWLED-40SL-LW-UNV-L840-CD1-SVPD2-U	4 FT., LINEAR LED LUMINAIRE, 4000 LUMENS, 4000K, 0 - 10V DIMMABLE DRIVER	080083151547	17.8	1	28										US

Surface Mount Kit



2'x2' SK-22-WS	2' X 2' UNIVERSAL SURFACE MOUNT KIT, SHALLOW	080083719402	12.4	1	20										US
SK-22-WT	2' X 2' UNIVERSAL SURFACE MOUNT KIT, TALL	080083719396	14.1	1	12										US



2'x4' SK-24-WT	2' X 4' UNIVERSAL SURFACE MOUNT KIT, TALL	080083719372	23.9	1	24										US
SK-24-WS	2' X 4' UNIVERSAL SURFACE MOUNT KIT, SHALLOW	080083719389	21.6	1	16										US

Modular Surface



2'x2' 2M-2U6T8A-UNV-EB81-U	2 U-LAMP, 2'X2' SURFACE MODULAR, CEE LISTED ELECTRONIC BALLAST, T8	662401879502	11.232	1	48										US
--------------------------------------	--	--------------	--------	---	----	--	--	--	--	--	--	--	--	--	----

Linear LED

LW

4NLW4040C	4 FT SPECIFICATION GARDE LED LINEAR WRAP LIGHT, 4600 LUMENS, 4000K, UNV 0-10V DIM	080083864485	8.6	2	40										CN
-----------	---	--------------	-----	---	----	--	--	--	--	--	--	--	--	--	----

RBG LED

2RBG6-SL1-L8SCT3	4 3/16" APERTURE SLOT, 6" GRID SPACING, 2' LENGTH, LUMEN AND CCT SELECTABLE, 10% - 100% 0-10V DIMMING	080083865826	4.62	1	140										CN
4RBG6-SL1-L8SCT3	4 3/16" APERTURE SLOT, 6" GRID SPACING, 4' LENGTH, LUMEN AND CCT SELECTABLE, 10% - 100% 0-10V DIMMING	080083866465	6.68	1	75										CN
8RBG6-SL1-L8SCT3	4 3/16" APERTURE SLOT, 6" GRID SPACING, 8' LENGTH, LUMEN AND CCT SELECTABLE, 10% - 100% 0-10V DIMMING	080083866502	13.66	1	65										CN



WSL

4WSL-LD2-40-SRS-UNV-L840-CD1-U	LED, 4', WSL LINEAR, WAVESTREAM, 4000 LUMENS, 85 CRI, 4000K, UNV 0-10V DIMMING DRIVER.	080083779659	15	1	18										US
8WSL-LD2-80-SRS-UNV-L840-CD1-U	LED, 8', WSL LINEAR, WAVESTREAM, 8000 LUMENS, 85 CRI, 4000K, UNV 0-10V DIMMING DRIVER.	080083779642	26	1	28										US
4WSL-LD2-40-SRS-UNV-L835-CD1-U	LED, 4', WSL LINEAR, WAVESTREAM, 4000 LUMENS, 85 CRI, 3500K, UNV 0-10V DIMMING DRIVER.	080083779567	15	1	18										MX
8WSL-LD2-80-SRS-UNV-L835-CD1-U	LED, 8', WSL LINEAR, WAVESTREAM, 8000 LUMENS, 85 CRI, 3500K, UNV 0-10V DIMMING DRIVER.	080083779550	26	1	28										US

CATALOG NUMBER	DESCRIPTION	UPC CODE	WEIGHT	CASE					PALLET QTY	COO
				QTY	NJ	TX	IL	CA		






Wraparound

Specification Wraparound


Replacement Lens

WS-2A-U	2 LAMP, 4' WRAPAROUND LENS FOR WS SERIES	662400106302	3.072	1	48															MX;US
WS-4A-U	4 LAMP, 4' WRAPAROUND LENS FOR WS SERIES	662400106319	2.487	1	36															US

Commercial Wraparound

	4' LED Frost																					
	4WNLED-LD4-40SL-F-UNV-L835-CD1-U	4 FT., LINEAR LED STRIPLIGHT, 4000 LUMENS, 3500K, 0 - 10V DIMMABLE DRIVER	080083817115	8.81	1	90															MX	
	4WNLED-LD4-40SL-F-UNV-L840-CD1-U	4FT. LED STRIPLIGHT, 4000 LUMENS, 4000K, 0 - 10V DIMMABLE DRIVER	080083756889	8.81	1	85																MX
	4WSNLED-LD4-44SL-F-UNV-L840-CD1-U	4 FT., LINEAR LED STRIPLIGHT, 4400 LUMENS, 4000K, 0 - 10V DIMMABLE DRIVER	080083804887	11.15	1	80																MX
	4WNLED-LD4-50SL-F-UNV-L840-CD1-U	4 FT., LINEAR LED STRIPLIGHT, 5000 LUMENS, 4000K, 0 - 10V DIMMABLE DRIVER	080083817092	8.81	1	85																MX
4WNLED-LD4-50SL-F-UNV-L835-CD1-U	4 FT., LINEAR LED STRIPLIGHT, 5000 LUMENS, 3500K, 0 - 10V DIMMABLE DRIVER	080083756896	8.81	1	85																MX	
	2' - 2 Lamp																					
	WN-217A-UNV-EB81-U	2 LAMP, 2' WRAPAROUND, CEE LISTED ELECTRONIC BALLAST, T8	080083518852	4.154	1	180															MX	
	4' - 2 Lamp																					
	WN-232A-UNV-EB81-U	2 LAMP, 4' SURFACE COMMERCIAL WRAPAROUND, CEE LISTED ELECTRONIC BALLAST, T8	080083518845	8.29	1	80															MX	
	WN-232A-UNV-ER81-U	2 LAMP, 4' SURFACE COMMERCIAL WRAPAROUND, PROGRAM RAPID START ELECTRONIC BALLAST, T8	080083545766	8.29	1	85															MX	
	4' - 4 Lamp																					
WN-432A-UNV-EB81-U	4 LAMP, 4' SURFACE COMMERCIAL WRAPAROUND, CEE LISTED ELECTRONIC BALLAST, T8	080083518517	11.4	1	36																MX	
	8' - 4 Lamp																					
8TWN-232A-UNV-EB81-U	4 LAMP, 8' WRAPAROUND, CEE LISTED ELECTRONIC BALLAST, T8	080083518487	21.98	1	60																MX	
Replacement Lens																						
WN-2A-U	WN SERIES - 2 LAMP, 4' REPLACEMENT LENS	080083517749	2.56	1	120																MX;US	
WN-4A-U	WN SERIES - 4 LAMP REPLACEMENT LENS	080083517756	3.75	1	12																MX	

Residential Wraparound

	4' - 2 Lamp																				
WN-232A-120V-REB1-U	2 LAMP, 4' WRAPAROUND, 120V RESIDENTIAL, T8	080083523276	8.29	1	50																MX

CATALOG NUMBER	DESCRIPTION	UPC CODE	WEIGHT	CASE QTY	PALLET					COO
					QTY	NJ	TX	IL	CA	

Wall Brackets

BC Wall Bracket



2' - 2 Lamp

BC-217-UNV-EB81-U

2 LAMP, 2' WALL BRACKET, CEE LISTED ELECTRONIC BALLAST, T8

662401753703

4.325

1

72



US



4' - 2 Lamp

BC-232-UNV-EB81-U

2 LAMP, 4' ALL PURPOSE WALL BRACKET, CEE LISTED ELECTRONIC BALLAST, T8

662401620364

8.45

1

72



MX

BCLED

LED

4BCLED-LD4-36SL-F-UNV-L835-CD1-U

4 FT WALL BRACKET LED, 3600 LUMEN, FROST ACRYLIC, 120-277V, 3500K, 0 - 10V DIMMABLE DRIVER

080083151677

10.6

1

42



MX

Paralux III High Performance

EP3GAX Series



2'x4' - 18 Cell

2EP3GAVX-332S36I-UNV-EB81-U

3 LAMP, 2'X4' AIR SUPPLY PARABOLIC, W/L, SEMI SPECULAR/LOW VANES, 18 CELIRIDESCENT HAZE 3" LOUVER, CEE LISTED ELECTRONIC BALLAST, T8

662401000685

27.36






1



18









MX









Strip

CATALOG NUMBER	DESCRIPTION	UPC CODE	WEIGHT	CASE QTY	PALLET					COO	
					QTY	NJ	TX	IL	CA		GA
LED											
SNLED Base											
	4SNLED-LD4-32SL-UNV-L840-CD1-U	4' LINEAR LED STRIPLIGHT, 4000K COLOR TEMP, 3200 LUMENS, 0 - 10V DIMMABLE DRIVER	080083729982	6.45	1	182				•	MX
	2SNLED-LD5-24SL-UNV-L840-CD1-U	2' LINEAR LED STRIPLIGHT, 2400 LUMEN, 4000K, 0 - 10V DIMMABLE DRIVER	080083803491	3.3	1	220				•	MX
	4SNLED-LD5-48SL-UNV-L840-CD1-U	4' LINEAR LED STRIPLIGHT, 4800 LUMENS, 4000K, 0 - 10V DIMMABLE DRIVER	080083800698	6.45	1	180			•	•	MX
	8TSNLED-LD5-80SL-UNV-L850-CD1-U	8' LINEAR LED STRIPLIGHT, 8000 LUMENS, 5000K, 0 - 10V DIMMABLE DRIVER	080083848980	12.3	1	126				•	MX
	8TSNLED-LD5-88SL-UNV-L840-CD1-U	8' LINEAR LED STRIPLIGHT, 8800 LUMENS, 4000K, 0 - 10V DIMMABLE DRIVER	080083811892	12.3	1	126			•	•	MX
	4SNLED-LD5-28SL-UNV-L835-CD1-U	4' LINEAR LED STRIPLIGHT, 2800 LUMEN, 3500K, 0 - 10V DIMMABLE DRIVER	080083803217	6.45	1	180				•	MX
	4SNLED-LD5-32SL-UNV-L840-CD1-U	4' LINEAR LED STRIPLIGHT, 3200 LUMENS, 4000K, 0 - 10V DIMMABLE DRIVER	080083803545	6.45	1	195				•	MX
	8TSNLED-LD5-80SL-UNV-L835-CD1-U	8' LINEAR LED STRIPLIGHT, 8000 LUMENS, 3500K, 0 - 10V DIMMABLE DRIVER	080083849048	12.3	1	126				•	MX
	4SNLED-LD5-32SL-UNV-L835-CD1-U	4' LINEAR LED STRIPLIGHT, 3200 LUMENS, 3500K, 0 - 10V DIMMABLE DRIVER	080083852666	6.45	1	182				•	MX
	4SNLED-LD5-48SL-UNV-L835-CD1-U	4' LINEAR LED STRIPLIGHT, 4800 LUMENS, 3500K, 0 - 10V DIMMABLE DRIVER	080083812325	6.45	1	180				•	MX
	8TSNLED-LD5-80SL-UNV-L840-CD1-U	8' LINEAR LED STRIPLIGHT, 8000 LUMENS, 4000K, 0 - 10V DIMMABLE DRIVER	080083903511	12.3	1	126				•	MX
	8TSNLED-LD5-96SL-UNV-L850-CD1-U	8' LINEAR LED STRIPLIGHT, 9600 LUMENS, 5000K, 0 - 10V DIMMABLE DRIVER	080083852710	12.3	1	126			•	•	MX
	8TSNLED-LD5-88SL-UNV-L835-CD1-U	8' LINEAR LED STRIPLIGHT, 8800 LUMENS, 3500K, 0 - 10V DIMMABLE DRIVER	080083803163	12.3	1	126				•	MX
	2SNLED-LD5-24SL-UNV-L835-CD1-U	2' LINEAR LED STRIPLIGHT, 2400 LUMEN, 3500K, 0 - 10V DIMMABLE DRIVER	080083803484	3.3	1	132				•	MX
	8TSNLED-LD5-96SL-UNV-L840-CD1-U	8' LINEAR LED STRIPLIGHT, 9600 LUMENS, 4000K 0-10V DIM	080083803392	12.3	1	126			•	•	 MX
	8TSNLED-LD5-96SL-UNV-L835-CD1-U	8' LINEAR LED STRIPLIGHT, 9600 LUMENS, 3500K, 0 - 10V DIMMABLE DRIVER	080083852741	12.3	1	126				•	MX
SNLED Lensed											
	4SNLED-LD5-46SL-LC-UNV-L835-CD1-U	4' LINEAR LED STRIPLIGHT WITH CLEAR LENS, 4600 LUMENS, 3500K, 0 - 10V DIMMABLE DRIVER	080083803552	4.984	1	110				•	MX
	4SNLED-LD5-26SL-LC-UNV-L835-CD1-U	4' LINEAR LED STRIPLIGHT, 3500K COLOR TEMP, 2600 LUMENS, 0 - 10V DIMMABLE DRIVER	080083848997	4.984	1	81				•	MX
	4SNLED-LD5-26SL-LC-UNV-L840-CD1-U	4' LINEAR LED STRIPLIGHT, 2600 LUMENS, 4000K, 0 - 10V DIMMABLE DRIVER	080083849000	4.984	1	81				•	MX
	4SNLED-LD5-23SL-LW-UNV-L840-CD1-U	4' LINEAR LED STRIPLIGHT, 2300 LUMENS, 4000K, 0 - 10V DIMMABLE DRIVER	080083849017	4.984	1	81				•	MX
	4SNLED-LD5-41SL-LW-UNV-L835-CD1-U	4' LINEAR LED STRIPLIGHT WITH FROST LENS, 4100 LUMENS, 3500K, 0 - 10V DIMMABLE DRIVER	080083803323	7.2	1	100			•	•	MX
	4SNLED-LD5-46SL-LN-UNV-L835-CD1-U	4' LINEAR LED STRIPLIGHT WITH SEMI-FROST LENS, 4600 LUMENS, 4000K, 0 - 10V DIMMABLE DRIVER	080083803316	4.984	1	100				•	MX
	4SNLED-LD5-46SL-LN-UNV-L840-CD1-U	4' LINEAR LED STRIPLIGHT, 4600 LUMENS, 4000K, 0 - 10V DIMMABLE DRIVER	080083852680	4.984	1	91				•	MX
	4SNLED-LD5-46SL-LC-UNV-L840-CD1-U	4' LINEAR LED STRIPLIGHT WITH CLEAR LENS, 4600 LUMENS, 4000K, 0 - 10V DIMMABLE DRIVER	080083852697	4.984	1	91				•	MX
	4SNLED-LD5-41SL-LW-UNV-L840-CD1-U	4' LINEAR LED STRIPLIGHT, 4100 LUMENS, 4000K, 0 - 10V DIMMABLE DRIVER	080083817078	7.01	1	99				•	 MX
	8TSNLED-LD5-74SL-LW-UNV-L840-CD1-U	8' LINEAR LED STRIPLIGHT, 7400 LUMENS, 4000K, 0 - 10V DIMMABLE DRIVER	080083852703	13.06	1	63				•	 MX
	8TSNLED-LD5-81SL-LW-UNV-L840-CD1-U	8' LINEAR LED STRIPLIGHT, 8100 LUMENS WIDE LENS 4000K 0-10V DIM	080083817054	13.06	1	63				•	MX
	8TSNLED-LD5-54SL-LW-UNV-L840-CD1-U	8 FT, LINEAR LED STRIPLIGHT, 5400 LUMENS, FULL FROST LENS, 4000K, 0 - 10V DIMMABLE DRIVER	080083151578	13.06	1	63				•	MX
	4SNLED-LD5-30SL-LN-UNV-L835-CD1-U	4 FT, LINEAR LED STRIPLIGHT, 3000 LUMENS, SEMI-FROST LENS, 3500K, 0 - 10V DIMMABLE DRIVER	080083803521	4.984	1	90				•	MX
	4SNLED-LD5-30SL-LN-UNV-L840-CD1-U	4 FT, LINEAR LED STRIPLIGHT, 3000 LUMENS, SEMI-FROST LENS, 4000K, 0 - 10V DIMMABLE DRIVER	080083803897	4.984	1	100				•	MX
	4SNLED-LD5-27SL-LW-UNV-L835-CD1-U	4 FT, LINEAR LED STRIPLIGHT, 2700 LUMENS, FULL FROST LENS, 3500K, 0 - 10V DIMMABLE DRIVER	080083849031	4.984	1	81				•	MX
	4SNLED-LD5-27SL-LW-UNV-L840-CD1-U	4 FT, LINEAR LED STRIPLIGHT, 2700 LUMENS, FULL FROST LENS, 4000K, 0 - 10V DIMMABLE DRIVER	080083803514	4.984	1	90				•	MX
	4SNLED-LD5-30SL-LC-UNV-L835-CD1-U	4 FT, LINEAR LED STRIPLIGHT, 3000 LUMENS, CLEAR LENS, 3500K, 0 - 10V DIMMABLE DRIVER	080083849055	4.984	1	81				•	MX
	4SNLED-LD5-30SL-LC-UNV-L840-CD1-U	4 FT, LINEAR LED STRIPLIGHT, 3000 LUMENS, CLEAR LENS, 4000K, 0 - 10V DIMMABLE DRIVER	080083852673	4.984	1	81				•	MX
SNLED Accessories											
	SNLED-LENS-LW-2FT-U	REPLACEMENT LENS 2 FT, FULL FROST	080083147137	1.155	1	168				•	MX
	SNLED-LENS-LW-4FT-U	REPLACEMENT LENS 4 FT, FULL FROST	080083699902	1.81	1	168				•	MX
	SNLED-LENS-LC-4FT-U	REPLACEMENT LENS 4 FT, CLEAR	080083811885	1.81	1	168				•	MX


 Indicates EISA Compliant Pulse Start Products  Indicates MarketPro Product Country of Origin - as Indicated

Please reference the Cooper Lighting Stock Guide Terms and Conditions page. Pictures are a representation of product categories and may not illustrate the exact skus listed. Product information is subject to change without notice. Consult factory representative for additional information and inventory details. Visit www.cooperlighting.com for more product information.

CATALOG NUMBER	DESCRIPTION	UPC CODE	WEIGHT	CASE QTY	PALLET					COO	
					NJ	TX	IL	CA	GA		
Commercial Strip											
	2' - T8 SSF-217-UNV-EB81-U	2 LAMP, 2' STANDARD STRIP, 120-277V CEE LISTED ELECTRONIC BALLAST, T8, FLIP-UP SOCKETS	080083519613	3.012	1	168					MX
	3' - T8 SSF-225-UNV-EB81-U	2 LAMP, 3' STANDARD STRIP, 120-277V CEE LISTED ELECTRONIC BALLAST, T8, FLIP-UP SOCKETS	080083519521	4.145	1	90					MX
	4' - T5HO SSF-254T5-UNV-EBT1-U	2 LAMP, 4' STANDARD STRIP, 120-277V PROGRAM RAPID START ELECTRONIC BALLAST, T5HO, FLIP-UP SOCKETS	080083552511	5.7	1	90					MX
	4' - T8 SSF-132-UNV-EB81-U	1 LAMP, 4' STANDARD STRIP, CEE LISTED ELECTRONIC BALLAST, T8, FLIP-UP SOCKETS	080083519637	5.475	1	90					MX
	SSF-232-UNV-EB81-U	2 LAMP, 4' STANDARD STRIP, 120-277V CEE LISTED ELECTRONIC BALLAST, T8, FLIP-UP SOCKETS	080083519590	5.7	1	96					MX
	SSF-232-UNV-ER81-U	2 LAMP, 4' STANDARD STRIP, 120-277V PROGRAM RAPID START ELECTRONIC BALLAST, T8, FLIP-UP SOCKETS	080083620845	5.7	1	90					MX
	SSF-232-UNV-EL4-EB81-U	2 LAMP, 4' STANDARD STRIP, 120-277V CEE LISTED ELECTRONIC BALLAST, T8, EMERGENCY 4 WATTS	080083606313	5.7	1	90					MX
	8' - T8 8TSSF-232-UNV-EB81-U	4 LAMP, TANDEM 8' STANDARD STRIP, 120-277V CEE LISTED ELECTRONIC BALLAST, T8, FLIP-UP SOCKETS	080083519682	10	1	72					MX
	8' - T12 SSF-296HO-120V-EB21-U	2 LAMP, 8' HIGH OUTPUT STANDARD STRIP, ELECTRONIC BALLAST, T12, FLIP-UP SOCKETS	080083521395	12.4	1	90					MX
	SSF-296-UNV-EB81-U	2 LAMP, 8' STANDARD STRIP, ELECTRONIC BALLAST, T8, FLIP-UP SOCKETS	080083519569	10.8	1	90					MX
Accessory											
	1/4-TN-FSTN-U	1/4 TURN FASTENER	662400106876	0.018	24	10000					US
	GRP-SSF-U	GRIPPER FOR USE W/SSF, IAF & ICF SERIES EXCEPT IA/IC - HO SERIES	080083519262	0.528	60	5376					MX
	SSF-ASY-4-B	ASYMMETRIC REFLECTOR FOR SSF STRIPS (4')	080083519187	1.55	1	48					US
	WG/SSF-4FT-B	4' WHITE WIRE GUARD FOR USE W/SSF SERIES ONLY	662400106647	0.646	24	192					US

CATALOG NUMBER	DESCRIPTION	UPC CODE	WEIGHT	CASE QTY	PALLET QTY	NJ	TX	IL	CA	GA	COO
Commercial Narrow Strip											
	4' LED Lensed SNLED-LENS-LN-4FT-U	4' SNLED REPLACEMENT LENS SQUARE WIDE NARROW DISTRIBUTION	080083802968	1.81	1	168			•	•	MX
	18" - T12 SNF-115-LTS-120V-U	1 LAMP, 18" NARROW STRIP, LOW TRIGGER START BALLAST, T12, FLIP-UP SOCKETS	080083519842	2.922	1	168			•		MX
	2' - T8 SNF-117-UNV-EB81-U	1 LAMP, 2' NARROW STRIP, CEE LISTED ELECTRONIC BALLAST, T8, FLIP-UP SOCKETS	080083519897	2.402	1	336					MX
	3' - T8 SNF-125-UNV-EB81-U	1 LAMP, 3' NARROW STRIP, CEE LISTED ELECTRONIC BALLAST, T8, FLIP-UP SOCKETS	080083519873	3.35	1	242			•		MX
	4' - T8 SNF-132-UNV-EB81-U SNF-232-UNV-EB81-U	1 LAMP, 4' NARROW STRIP, CEE LISTED ELECTRONIC BALLAST, T8, FLIP-UP SOCKETS 2 LAMP, 4' NARROW STRIP, CEE LISTED ELECTRONIC BALLAST, T8, FLIP-UP SOCKETS	080083519859 080083519750	4.4 4.189	1 1	294 400			•	•	MX MX
	8' - T8 8TSNF-132-UNV-EB81-U	2 LAMP, TANDEM 8' NARROW STRIP, CEE LISTED ELECTRONIC BALLAST, T8, FLIP-UP SOCKETS	080083519927	12.3	1	126				•	MX
	2' - T12 SNF-120-LTS-120V-U	1 LAMP, 2' NARROW STRIP, MAGNETIC BALLAST, T12, FLIP-UP SOCKETS	080083519835	3.274	1	168			•	•	MX
	4' - T12 SNF-140-LRS-120V-U	1 LAMP, 4' NARROW STRIP, MAGNETIC BALLAST, T12, FLIP-UP SOCKETS	080083519781	3.829	1	320				•	MX
	Accessory WG/SNF-4FT-B	4' WHITE WIRE GUARD FOR USE W/SNF SERIES ONLY	662400106630	0.9	30	270	•	•	•	•	CN

Industrial

CATALOG NUMBER	DESCRIPTION	UPC CODE	WEIGHT	CASE		PALLET					COO
				QTY	QTY	NJ	TX	IL	CA	GA	
LHB LED											
	LED										
LHB-12-UNV-L840-CD-U	LED LINEAR HIGH BAY, 12K LUMENS, 4000K, 120/277V DIM DRIVER	080083859160	11	1	44	•	•	•	•	•	CN
LHB-12-UNV-L850-CD-U	LED LINEAR HIGH BAY, 12K LUMENS, 5000K, 120/277V DIM DRIVER	080083859184	11	1	44	•	•	•	•	•	CN
LHB-18-UNV-L840-CD-U	LED LINEAR HIGH BAY, 18K LUMENS, 4000K, 120/277V DIM DRIVER	080083859207	11	1	44	•	•	•	•	•	CN
LHB-18-UNV-L850-CD-U	LED LINEAR HIGH BAY, 18K LUMENS, 5000K, 120/277V DIM DRIVER	080083859221	11	1	44	•	•	•	•	•	CN
LHB-24-UNV-L840-CD-U	LED LINEAR HIGH BAY, 24K LUMENS, 4000K, 120/277V DIM DRIVER	080083859245	11	1	44	•	•	•	•	•	CN
LHB-24-UNV-L850-CD-U	LED LINEAR HIGH BAY, 24K LUMENS, 5000K, 120/277V DIM DRIVER	080083859269	11	1	44	•	•	•	•	•	CN

OHB LED

LED

OHB-12SE-MFL-UNV-L840-CD-U	OPTIMIZED LED HIGH BAY, 12K STANDARD EFFICACY LUMENS, 80CRI, 4000K, MEDIUM FROSTED DISTRIBUTION, 0-10V DIM DRIVER	080083901999	10	1	36	•	•	•	•	•	MX
OHB-12SE-W-UNV-L840-CD-U	LED HIGH BAY EFFICIENCY LUMINAIRE, 77W, 4000K, 120-277V, WIDE DISTRIBUTION	080083137909	13	1	36	•	•	•	•	•	MX
OHB-12SE-W-UNV-L850-CD-U	OPTIMIZED LED HIGH BAY, 12K STANDARD EFFICACY LUMENS, 80CRI, 5000K, WIDE DISTRIBUTION, 0-10V DIM DRIVER	080083902002	10	1	36	•	•	•	•	•	MX
OHB-24SE-MCL-UNV-L850-CD-U	OPTIMIZED LED HIGH BAY, 24K STANDARD EFFICACY LUMENS, 80CRI, 5000K, MEDIUM CLEAR DISTRIBUTION, 0-10V DIM DRIVER	080083902019	13	1	36	•	•	•	•	•	MX
OHB-24SE-MFL-UNV-L840-CD-U	OPTIMIZED LED HIGH BAY, 24K STANDARD EFFICACY LUMENS, 80CRI, 4000K, MEDIUM FROSTED DISTRIBUTION, 0-10V DIM DRIVER	080083902026	13	1	36	•	•	•	•	•	MX
OHB-15SE-MFL-UNV-L840-CD-U	OPTIMIZED LED HIGH BAY, 15K STANDARD EFFICACY LUMENS, 80CRI, 4000K, MEDIUM FROSTED DISTRIBUTION, 0-10V DIM DRIVER	080083902033	10	1	36	•	•	•	•	•	MX
OHB-15SE-W-UNV-L850-CD-U	OPTIMIZED LED HIGH BAY, 15K STANDARD EFFICACY LUMENS, 80CRI, 5000K, WIDE DISTRIBUTION, 0-10V DIM DRIVER	080083902040	10	1	36	•	•	•	•	•	MX
OHB-24SE-MFL-UNV-L850-CD-U	OPTIMIZED LED HIGH BAY, 24K STANDARD EFFICACY LUMENS, 80CRI, 5000K, MEDIUM FROSTED DISTRIBUTION, 0-10V DIM DRIVER	080083902057	13	1	36	•	•	•	•	•	MX
OHB-24SE-N-UNV-L850-CD-U	OPTIMIZED LED HIGH BAY, 24K STANDARD EFFICACY LUMENS, 80CRI, 5000K, NARROW DISTRIBUTION, 0-10V DIM DRIVER	080083902965	13	1	36	•	•	•	•	•	MX
OHB-24SE-W-UNV-L840-CD-U	OPTIMIZED LED HIGH BAY, 24K STANDARD EFFICACY LUMENS, 80CRI, 4000K, WIDE DISTRIBUTION, 0-10V DIM DRIVER	080083902972	13	1	36	•	•	•	•	•	MX
OHB-24SE-W-UNV-L850-CD-U	OPTIMIZED LED HIGH BAY, 24K STANDARD EFFICACY LUMENS, 80CRI, 5000K, WIDE DISTRIBUTION, 0-10V DIM DRIVER	080083902989	13	1	36	•	•	•	•	•	MX
OHB-18SE-MCL-UNV-L850-CD-U	OPTIMIZED LED HIGH BAY, 18K STANDARD EFFICACY LUMENS, 80CRI, 5000K, MEDIUM CLEAR DISTRIBUTION, 0-10V DIM DRIVER	080083902996	13	1	36	•	•	•	•	•	MX
OHB-18SE-MFL-UNV-L840-CD-U	OPTIMIZED LED HIGH BAY, 18K STANDARD EFFICACY LUMENS, 80CRI, 4000K, MEDIUM FROSTED DISTRIBUTION, 0-10V DIM DRIVER	080083903009	13	1	36	•	•	•	•	•	MX
OHB-18SE-W-UNV-L840-CD-U	OPTIMIZED LED HIGH BAY, 18K STANDARD EFFICACY LUMENS, 80CRI, 4000K, WIDE DISTRIBUTION, 0-10V DIM DRIVER	080083903023	13	1	36	•	•	•	•	•	MX
OHB-18SE-W-UNV-L850-CD-U	OPTIMIZED LED HIGH BAY, 18K STANDARD EFFICACY LUMENS, 80CRI, 5000K, WIDE DISTRIBUTION, 0-10V DIM DRIVER	080083903030	13	1	36	•	•	•	•	•	MX
OHB-36SE-MCL-UNV-L850-CD-U	OPTIMIZED LED HIGH BAY, 36K STANDARD EFFICACY LUMENS, 80CRI, 5000K, MEDIUM CLEAR DISTRIBUTION, 0-10V DIM DRIVER	080083903047	22	1	18	•	•	•	•	•	MX
OHB-24SE-N-UNV-L840-CD-U	OPTIMIZED LED HIGH BAY, 15K STANDARD EFFICACY LUMENS, 80CRI, 4000K, NARROW DISTRIBUTION, 0-10V DIM DRIVER	080083151462	13	1	36	•	•	•	•	•	MX
OHB-15SE-MFL-UNV-L850-CD-U	OPTIMIZED LED HIGH BAY, 15K STANDARD EFFICACY LUMENS, 80CRI, 5000K, MEDIUM FROSTED DISTRIBUTION, 0-10V DIM DRIVER	080083151479	10	1	36	•	•	•	•	•	MX
OHB-24HE-MFL-UNV-L840-CD-U	OPTIMIZED LED HIGH BAY, 24K HIGH EFFICACY LUMENS, 80CRI, 4000K, MEDIUM FROSTED DISTRIBUTION, 0-10V DIM DRIVER	080083151455	13	1	18	•	•	•	•	•	MX
OHB-24HE-MFL-UNV-L850-CD-U	OPTIMIZED LED HIGH BAY, 24K HIGH EFFICACY LUMENS, 80CRI, 5000K, MEDIUM FROSTED DISTRIBUTION, 0-10V DIM DRIVER	080083151448	13	1	18	•	•	•	•	•	MX
OHB-24HE-W-UNV-L840-CD-U	OPTIMIZED LED HIGH BAY, 24K HIGH EFFICACY LUMENS, 80CRI, 4000K, WIDE DISTRIBUTION, 0-10V DIM DRIVER	080083151431	13	1	18	•	•	•	•	•	MX
OHB-24HE-W-UNV-L850-CD-U	OPTIMIZED LED HIGH BAY, 24K HIGH EFFICACY LUMENS, 80CRI, 5000K, WIDE DISTRIBUTION, 0-10V DIM DRIVER	080083151424	13	1	18	•	•	•	•	•	MX
OHB-36SE-MFL-UNV-L850-CD-U	OPTIMIZED LED HIGH BAY, 36K STANDARD EFFICACY LUMENS, 80CRI, 5000K, MEDIUM FROSTED DISTRIBUTION, 0-10V DIM DRIVER	080083151417	22	1	18	•	•	•	•	•	MX
OHB-18SE-MCL-UNV-L840-CD-U	OPTIMIZED HIGH BAY LUMINAIRE, 111W, 4000K, 120-277V, MEDIUM CLEAR	080083146925	13	1	36	•	•	•	•	•	MX



Ⓢ Indicates EISA Compliant Pulse Start Products Ⓜ Indicates MarketPro Product Country of Origin - as Indicated

CATALOG NUMBER	DESCRIPTION	UPC CODE	WEIGHT	CASE		PALLET					COO
				QTY	QTY	NJ	TX	IL	CA	GA	
RHB LED											
LED											
RHB-18-UNV-L840-CD-U	ROUND 18K LMS UNV 4000K 0-10V	080083808120	6.93	1	36						CN
RHB-18-UNV-L850-CD-U	ROUND 18K LMS UNV 5000K 0-10V	080083808144	6.93	1	36						CN
RHB-24-UNV-L840-CD-U	ROUND 24K LMS UNV 4000K 0-10V	080083808182	6.93	1	36						CN



UHB LED

LED											
UHB-12-UNV-L840-CD-U	METALUX LED ROUND HIGH BAY, 4000K, 120/277V, WHITE, 12000 LUMENS	080083885862	7.5	1	45						CN
UHB-12-UNV-L850-CD-U	METALUX LED ROUND HIGH BAY, 5000K, 120/277V, WHITE, 12000 LUMENS	080083885886	7.5	1	45						CN
UHB-18-UNV-L840-CD-U	METALUX LED ROUND HIGH BAY, 4000K, 120/277V, WHITE, 18000 LUMENS	080083885909	9.9	1	45						CN
UHB-18-UNV-L850-CD-U	METALUX LED ROUND HIGH BAY, 5000K, 120/277V, WHITE, 18000 LUMENS	080083885923	9.9	1	45						CN
UHB-24-UNV-L840-CD-U	METALUX LED ROUND HIGH BAY, 4000K, 120/277V, WHITE, 24000 LUMENS	080083885947	11.7	1	20						CN
UHB-24-UNV-L850-CD-U	METALUX LED ROUND HIGH BAY, 5000K, 120/277V, WHITE, 24000 LUMENS	080083885961	11.7	1	20						CN
UHB-30-UNV-L850-CD-U	UHB LED ROUND HIGH BAY WITH LED MOUNTING OUTPUT OF 30,000 LUMENS AND 5000K CCT AND A 1/2" THREADED HUB MOUNTING.	080083886005	11.7	1	20						CN









Steeler LED

18,000 Lumen											
	SSLED MD DISTR 18K LMS UNV 4000K 0-10V U	080083817221	17	1	8						MX
	SSLED-LD5-18-W-UNV-L840-CD1-U	080083817214	17.46	1	8						MX
	SSLED-LD5-18-M-UNV-L850-CD1-U	080083147151	17	1	8						MX
	SSLED-LD5-18-W-UNV-L850-CD1-U	080083752881	17.46	1	8						MX
24,000 Lumen											
	SSLED WD DISTR 24K LMS UNV 400K 0-10V U	080083817207	17.46	1	8						MX
	SSLED-LD5-24-W-UNV-L850-CD2-U	080083817191	17.46	1	8						MX
	SSLED-LD5-24-M-UNV-L840-CD2-U	080083822652	17.46	1	8						MX
Accessory											
	SSLED-SA23-U	ALUMINUM SHROUD FOR STEELER LED	080083749744	2.4	10	80					US
	SSLED-WG17-U	WIRE GUARD FOR STEELER LED	080083749720	1.75	10	120					US
	SSLED-DECO-U	SSLED ROUND DECO KIT	08008349706	0.92	2	224					MX
	SSLED-FRR22-U	FROSTED REFLECTOR	080083806836	4.8	6	180					US
	SSLED-CLDL22-U	CLEAR DROP LENS	080083806843	3.4	6	180					US
	SSLED-CLR22-U	CLEAR REFLECTOR	080083806829	0.28	5	40					US

F-Bay HBL

4 Lamp											
	HBL454T5	(4) 54W T5HO PROGRAM START BALLAST, 120-277V V-HANGERS	080083535491	17.5	1	36					MX
6 Lamp											
	HBL632-UPL-L5	(6) 32W, T8 INSTANT START CEE LISTED HBF BALLAST, 120-277V, UPLIGHT, W/ 5000K LAMPS, V-HANGERS	623961039812	17.5	1	24					MX
	HBL654HT5-UPL-L5	(6) 54W T5HO PROGRAM START, 120-277V, UPLIGHT, HIGH AMBIENT BALLAST, W/ 5000K LAMPS, V-HANGERS	623961039850	17.5	1	28					US
	HBL632	(6) 32W, T8 INSTANT START CEE LISTED HBF BALLAST, 120-277V, V-HANGERS	080083547760	17.5	1	36					MX
	HBL654T5	(6) 54W T5HO PROGRAM START BALLAST, 120-277V, UPLIGHT, V-HANGERS	080083517718	17.5	1	28					MX
	HBL632-UPL-L5HL	(6) 32W T8 PROGRAM RAPID START CEE LISTED, 120-277V, UPLIGHT 5000K HIGH LUMEN LAMPS, V HANGERS PROVIDED	080083644261	17.5	1	24					MX
	HBL654T5-L5	(6) 54W T5HO PROGRAM START START CEE LISTED, 120-277V, 5000K LAMPS, V HANGERS PROVIDED	080083563258	17.5	1	24					MX
	HBL632-L5	6-LIGHT SUSPENDED MOUNT HIGH BAY FIXTURE; 32W, 85+CRI 5000K, WHITE BAKED ENAMEL	080083548804	17.5	1	36					MX

E Indicates EISA Compliant Pulse Start Products M Indicates MarketPro Product Country of Origin - as Indicated

CATALOG NUMBER	DESCRIPTION	UPC CODE	WEIGHT	CASE		PALLET					COO	
				QTY	QTY	NJ	TX	IL	CA	GA		
F-Bay HBI												
4 Lamp												
	HBI454HT5-UPL	(4) 54W T5HO PROGRAM START, 120-277V, UPLIGHT, HIGH TEMP BALLAST, V-HANGERS PROVIDED	080083535378	17.5	1	20						MX
	HBI454HT5-UPL-L5	(4) 54W T5HO PROGRAM START, 120-277V, UPLIGHT, HIGH TEMP BALLAST, 5000K LAMPS, V-HANGERS PROVIDED	080083535385	17.5	1	20	•	•				MX
	HBI454HT5	(4) 54W T5HO PROGRAM START, 120-277V, HIGH TEMP BALLAST, V-HANGERS PROVIDED	080083563692	17.5	1	20			•			MX
6 Lamp												
	HBI632	(6) 32W, T8 INSTANT START CEE LISTED HBF, 120-277V, V-HANGERS PROVIDED	080083535408	17.5	1	20			•			MX
	HBI654HT5-UPL-L5	(6) 54W T5HO PROGRAM START, 120-277V, UPLIGHT, HIGH TEMP BALLAST, 5000K LAMPS, V-HANGERS PROVIDED	080083535361	21.5	1	28		•				MX
	HBI654HT5	(6) 54W T5HO PROGRAM START, 120-277V, HIGH TEMP BALLAST, V-HANGERS PROVIDED	080083547708	17.5	1	20		•				MX
F-Bay HBLEDD												
12,000 Lumen												
	HBLD5-LD5-12SE-W-UNV-L840-CD1-U	WIDE DISTRIBUTION, 12,000 LUMENS, UNV, 4000K, 0-10V	080083787722	24	1	12					•	MX
	HBLD5-LD5-12SE-W-UNV-L840-ED1-U	WIDE DISTRIBUTION, 12,000 LUMENS, UNV, 4000K, FIXED OUTPUT	080083787678	24	1	12					•	MX
	HBLD5-LD5-12SE-W-UNV-L850-ED1-U	WIDE DISTRIBUTION, 12,000 LUMENS, UNV, 5000K, FIXED OUTPUT	080083787715	24	1	28			•			MX
	HBLD5-LD5-12SE-W-UNV-L850-CD1-U	WIDE DISTRIBUTION, 12,000 LUMENS, UNV, 5000K, 0-10V	080083786367	24	1	12					•	MX
18,000 Lumen												
	HBLD5-LD5-18SE-W-UNV-L850-ED2-U	WIDE DISTRIBUTION, 18,000 LUMENS, UNV, 5000K, FIXED OUTPUT	080083785766	24	1	12			•		•	MX
	HBLD5-LD5-18SE-W-UNV-L840-CD2-U	WIDE DISTRIBUTION, 18,000 LUMENS, UNV, 4000K, 0-10V	080083785322	24	1	28			•		•	MX
	HBLD5-LD5-18SE-N-UNV-L850-ED2-U	NARROW DISTRIBUTION, 18,000 LUMENS, UNV, 5000K, FIXED OUTPUT	080083787616	24	1	12				•		MX
	HBLD5-LD5-18SE-W-UNV-L840-ED2-U	WIDE DISTRIBUTION, 18,000 LUMENS, UNV, 4000K, FIXED OUTPUT	080083787685	24	1	12					•	MX
	HBLD5-LD5-18SE-N-UNV-L850-CD2-MS-U	NARROW DISTRIBUTION, 18,000 LUMENS, UNV, 4000K, 0-10V, MOTION SENSOR	080083787593	22.6	1	18				•		MX
	HBLD5-LD5-18SE-W-UNV-L850-CD2-U	HBLD5 WD DISTR 18000 LMS UNV 5000K 0-10V	080083800179	24	1	12			•	•	•	MX
24,000 Lumen												
	HBLD5-LD5-24SE-W-UNV-L840-CD2-U	WIDE DISTRIBUTION, 24,000 LUMENS, UNV, 4000K, 0-10V	080083787739	24	1	12				•	•	MX
	HBLD5-LD5-24SE-W-UNV-L850-CD2-U	WIDE DISTRIBUTION, 24,000 LUMENS, UNV, 5000K, 0-10V	080083786374	24	1	12				•	•	MX
	HBLD5-LD5-24SE-W-UNV-L840-ED2-U	WIDE DISTRIBUTION, 24,000 LUMENS, UNV, 4000K, FIXED OUTPUT	080083787708	24	1	12				•		MX
	HBLD5-LD5-24SE-W-UNV-L850-ED2-U	HBLD5 WD DISTR 24000 LMS UNV 5000K FIXED	080083788668	24	1	12				•	•	MX
30,000 Lumen												
	HBLD5-LD5-30SE-W-UNV-L850-ED2-U	WIDE DISTRIBUTION, 30,000 LUMENS, UNV, 5000K, FIXED OUTPUT DRIVERS	080083788606	24	1	12				•	•	MX
36,000 Lumen												
	HBLD5-LD5-36SE-W-UNV-L840-ED3-U	WIDE DISTRIBUTION, 36,000 LUMENS, UNV, 4000K, FIXED OUTPUT	080083787630	24	1	12				•		MX
	HBLD5-LD5-36SE-W-UNV-L850-CD3-MS-U	WIDE DISTRIBUTION, 36,000 LUMENS, UNV, 5000K, 3 0-10V DIMMING DRIVER, MOTION SENSOR	080083151554	24	1	18					•	MX
	HBLD5-LD5-36SE-W-UNV-L850-CD3-U	LED HIGH BAY, WIDE DISTRIBUTION, 36000 LUMENS, UNV, 5000K, 0-10V DIMMING DRIVER	080083147014	24	1	12				•		MX
	HBLD5-LD5-36SE-W-UNV-L850-CD3-MS-MW27DS16/2G11A36-U	NARROW DISTRIBUTION, 36,000 LUMENS, UNV, 5000K, 3 0-10V DIMMING DRIVER, MOTION SENSOR	080083151493	24	1	18					•	MX
	HBLD5-LD5-36SE-N-UNV-L850-CD3-MS-MW27DS16/2G11A36-U	NARROW DISTRIBUTION, 36,000 LUMENS, UNV, 5000K, 3 0-10V DIMMING DRIVER, MOTION SENSOR	080083151486	24	1	18					•	MX
Industrial LED Linear Bay												
4'												
	4ILED-LD4-11-W-UNV-L840-CD1-U	4FT LED LINEAR BAY, 11000 LUMEN, WIDE, 4000K, 0-10V, UNV	080083753550	13.5	1	24						US

ⓔ Indicates EISA Compliant Pulse Start Products  Indicates MarketPro Product Country of Origin - as Indicated

Please reference the Cooper Lighting Stock Guide Terms and Conditions page. Pictures are a representation of product categories and may not illustrate the exact skus listed. Product information is subject to change without notice. Consult factory representative for additional information and inventory details. Visit www.cooperlighting.com for more product information.

CATALOG NUMBER	DESCRIPTION	UPC CODE	WEIGHT	CASE QTY	PALLET QTY	CASE PALLET					COO
						NJ	TX	IL	CA	GA	

F-Bay HBE Accessory

Accessory

MC6	MODULAR CORD & PLUG, 6' LENGTH, USE WITH MP OPTION	623961368455	0.51	60	1620						MX
BKYT18-063-120K	AIRCRAFT CABLE Y-TOGGLE 120" WITH KWIK WIRE CLAMP	78205167359	0.153	10	4480						CN

F-Bay HBI Accessory

Accessory

HBAYC-CHAIN/SET-U	(2) HOOK-STYLE V-HANGERS, 36" CHAIN & (2) S-HOOKS (HBI AND HBL ONLY)	080083575756	0.475	24	2400						US
HB-SPM	SINGLE MONOPOINT HANGING KIT WITH HUB (HBI ONLY)	623961956218	1.995	1	494						MX;US
SWG/HBI-4FT-B	HEAVY DUTY WIREGUARD FOR HBI	080083545964	4.2	6	108						US
HBI-FRM/CL-PK	HBI DOORFRAME WITH CLEAR LENS	080083545865	3.307	4	96						MX
HBI-FRM/LENS-PK	HBI DOORFRAME WITH PRISMATIC LENS	080083545872	3.351	1	72						CN;MX;US
HBI-FRM/LENS/WG-PK	HBI DOORFRAME, PRISMATIC LENS AND WIREGUARD	080083545889	7.25	4	72						MX;US

F-Bay HBL Accessory

Accessory

FH-1	FIXTURE HOOK 2-1/2"	662400121244	0.236	10	3500						MX
MPC6-120	MODULAR CORD & PLUG, 6FT, WITH 120V NEMA TWIST LOCK PLUG. USE WITH MP OPTIO	623961368462	0.81	20	720						MX
MPC6-277	MODULAR CORD & PLUG, 6FT, WITH 277V NEMA TWIST LOCK PLUG. USE WITH MP OPTIO	623961368479	0.634	60	1620						MX
HBL-SPM	SINGLE MONOPOINT HANGING KIT WITH HUB (HBL ONLY)	623961956201	1.224	1	504						MX
WG/HBL6-4FT-B	4FT WIREGUARD FOR HBL 4 OR 6 LAMP	080083521494	23.35	1	10						US

Light Duty



IAF Series

8TIAF-232-UNV-EB81-U	4 LAMP, TANDEM 8' INDUSTRIAL APERTURED UPLIGHT, CEE LISTED ELECTRONIC BALLAST, T8, FLIP-UP SOCKETS	080083519453	17.6	1	48						MX
IAF-232-UNV-EB81-U	2 LAMP, 4' APERTURED UPLIGHT INDUSTRIAL, CEE LISTED ELECTRONIC BALLAST, T8, FLIP-UP SOCKETS	080083519392	9.3	1	48						MX



ICF Series

8TICF-232-UNV-EB81-U	4 LAMP, TANDEM 8' INDUSTRIAL CLOSED TOP, ELECTRONIC BALLAST, T8, FLIP-UP SOCKETS	080083519439	22.4	1	60						MX
ICF-232-UNV-EB81-U	2 LAMP, 4' INDUSTRIAL CLOSED TOP, CEE LISTED ELECTRONIC BALLAST, T8, FLIP-UP SOCKETS	080083519361	8.953	1	48						MX
ICF-296-UNV-EB81-U	2 LAMP, 8' INDUSTRIAL CLOSED TOP, ELECTRONIC BALLAST, T8, 1UNV, FLIP-UP SOCKETS	080083519330	33.09	1	48						MX

Heavy Duty



2 Lamp 4'


WG/DIF-4FT-B	4' WHITE WIRE GUARD FOR USE W/ DI, DCI, DIM, DCIM, DIVM & DCIVM SERIES ONLY	662400106616	1.184	12	324						CN;US
--------------	---	--------------	-------	----	-----	--	--	--	--	--	-------

VHB LED


LED

VHB-15-W-UNV-L840-CD-U	COMPACT LINEAR, WIDE DISTRIBUTION, 4000K	080083818464	13.45	1	78						MX
VHB-15-W-UNV-L850-CD-U	COMPACT LINEAR, WIDE DISTRIBUTION, 5000K	080083818471	13.45	1	78						MX

Vapor Tite

CATALOG NUMBER	DESCRIPTION	UPC CODE	WEIGHT	CASE		PALLET					COO	
				QTY	QTY	NJ	TX	IL	CA	GA		
VT2 Vapor Tite												
	4' VT2-232DR-UNV-EB81-WL-U	2 LAMP, 4' VAPOR-TITE INDUSTRIAL, HIGH IMPACT PRISMATIC LENS, ELECTRONIC BALLAST, T8, SUITABLE FOR WET LOCATIONS,	080083684410	17.21	1	40					•	MX
	4VT2-LD5-4-DR-UNV-L840-CD1-WL-U	4FT VAPORTITE, LED, 4000 LUMEN, 4000K, 0-10V, WET, UNV	080083901265	14.45	1	35		•			•	MX
	4VT2-LD5-6-DR-UNV-L850-CD1-WL-U	4FT VAPORTITE, LED, 6000 LUMEN, 5000K, 0-10V DIMMING, WET LOCATION, UNV	080083146581	14.45	1	35					•	MX
	4VT2-LD5-8-DR-UNV-L850-CD1-WL-U	4FT VAPORTITE, LED, 8000 LUMEN, 5000K, 0-10V DIMMING, WET LOCATION, UNV	080083151523	14.45	1	35					•	MX
	4VT2-LD5-8-DR-UNV-L840-CD1-WL-U	4FT VAPORTITE, LED, 8000 LUMEN, 4000K, 0-10V DIMMING, WET LOCATION, UNV	080083146963	14.45	1	35					•	MX
	4VT2-LD5-6-DR-UNV-L840-CD1-WL-U	4FT VAPORTITE, LED, 6000 LUMEN, 4000K, 0-10V DIMMING, WET LOCATION, UNV	080083146956	14.45	1	35					•	MX
	4VT2-LD5-4-DR-UNV-L850-CD1-WL-U	4FT VAPORTITE, LED, 4000 LUMEN, 5000K, 0-10V DIMMING, WET LOCATION, UNV	080083146970	14.45	1	35					•	MX
	Accessory											
VT2-4DR-U	4' VAPOR-TITE REPLACEMENT LENS FOR VT2 SERIES	662400233237	2.047	1	40		•		•	•	•	MX
VT2-8DR-U	8' VAPOR-TITE REPLACEMENT LENS FOR VT2 SERIES	662400233220	15	1	20		•				•	MX
VT2-CHAIN/SET-U	VAPOR-TITE CHAIN MOUNTING KIT	080083565740	0.545	25	2100		•	•	•		•	US
VT-LATCH	VAPOR-TITE LATCHES	662400106685	0.021	200	36000		•				•	US

VT3 Vapor Tite


	4' VT3-232DR-UNV-EB81-WL-GT4-U	(2) 32W T8 INSTANT START CEE LISTED BALLAST, 120-277V, WET LOCATION, GEAR TRAY PROVIDED WITH HOLES FOR M4 REFLECTOR ACCESSORY	623961996689	9.7	1	35					•	MX
	VT3-254T5DR-UNV-EHT1-WL-GT4-U	(2) 54W T5 PROGRAM START BALLAST, 120-277V, HIGH AMBIENT, WET LOCATION, GEAR TRAY PROVIDED WITH HOLES FOR M4 REFLECTOR ACCESSORY	623961996702	6.567	1	48			•			MX
	VT3-4DR-U	4' VAPOR-TITE REPLACEMENT LENS FOR VT3 SERIES	623961621468	2.8	1	35		•	•			MX
	VT3-232DR-UNV-EB81-WL-U	(2) 32 T8 PROGRAM START BALLAST, 120-277V, HIGH AMBIENT, WET LOCATION	623961476334	10	1	35					•	MX

	8' 8VT3-232DR-UNV-EB81-WL-GT4-U	(4) 32W T8 8' TANDEM INSTANT START CEE LISTED BALLAST, 120-277V, WET LOCATION, GEAR TRAY PROVIDED WITH HOLES FOR M4 REFLECTOR ACCESSORY	080083534319	17.21	1	30					•	MX
--	---	---	--------------	-------	---	----	--	--	--	--	---	----

VT3 Vapor Tite LED

2'												
2VT3-LD5-4-G-UNV-L840-CD1-U	2FT VAPORTITE, LED, 4000 LUMEN, 4000K, 0-10V, IP65, UNV, GENERAL DIST	080083851454	5.61	1	60						•	MX
2VT3-LD5-3-G-UNV-L840-CD1-U	2FT VAPORTITE, LED, 3300 LUMEN, 4000K, 0-10V, WET, UNV	080083857661	5.61	1	60						•	MX
2VT3-LD5-3-G-UNV-L850-CD1-U	2FT VAPORTITE, LED, 3300 LUMEN, 5000K, 0-10V, WET, UNV	080083147007	5.61	1	60						•	MX
4'												
4VT3-LD5-4-G-UNV-L840-CD1-U	4FT VAPORTITE, LED, 4000K CCT, 4400 LUMEN, 0-10V, WET, UNV	080083851867	8.6	1	40		•		•		•	MX
4VT3-LD5-4-G-UNV-L850-CD1-U	4FT VAPORTITE, LED, 4400 LUMEN, 4000K, 0-10V, WET, UNV	080083859566	8.6	1	40						•	MX
4VT3-LD5-6-G-UNV-L840-CD1-U	4FT VAPORTITE, LED, 4000K CCT, 6400 LUMEN, 0-10V, WET, UNV	080083851447	8.6	1	40						•	MX
4VT3-LD5-6-G-UNV-L850-CD1-U	4FT VAPORTITE, LED, 6400 LUMEN, 4000K, 0-10V, WET, UNV	080083859573	8.6	1	40						•	MX
4VT3-LD5-8-G-UNV-L840-CD1-U	4FT VAPORTITE, LED, 8000 LUMEN, 4000K, 0-10V DIMMING, GENERAL DISTRIBUTION, UNV	080083146994	8.6	1	40						•	MX
4VT3-LD5-8-G-UNV-L850-CD1-U	4FT VAPORTITE, LED, 8000 LUMEN, 5000K, 0-10V DIMMING, GENERAL DISTRIBUTION, UNV	080083146987	8.6	1	40						•	MX



VT4 Vapor Tite

	4 Lamp VT4-454T5-M-DR-UNV-EHT1-WL-U	(4) 54 T5HO PROGRAM START BALLAST, 120-277V, HIGH AMBIENT, SPECULAR REFLECTOR, WET LOCATION	080083521425	23.4	1	21					•	MX
--	---	---	--------------	------	---	----	--	--	--	--	---	----

CATALOG NUMBER	DESCRIPTION	UPC CODE	WEIGHT	CASE		PALLET					COO
				QTY	QTY	NJ	TX	IL	CA	GA	
APVTLD Vapor Tite LED											
2'											
2APVTLD-20L840	2FT, VAPORTITE, LED, 2000 LUMEN, UNV, FIXED OUTPUT, 4000K, WET LOCATION	080083801602	2.09	4	80						CN
4'											
4APVTLD-40L840	4FT, VAPORTITE, LED, 4000 LUMEN, UNV, FIXED OUTPUT, 4000K, WET LOCATION	080083801305	4.185	4	80						CN
4APVTLD-40L850	4FT, VAPORTITE, LED, 4000 LUMEN, UNV, FIXED OUTPUT, 5000K, WET LOCATION	080083801329	6.55	4	80						CN
4APVTLD-54L840	4FT, VAPORTITE, LED, 5700 LUMEN, UNV, FIXED OUTPUT, 4000K, WET LOCATION	080083802166	4.185	4	80						CN
4APVTLD-54L850	4FT, VAPORTITE, LED, 5700 LUMEN, UNV, FIXED OUTPUT, 5000K, WET LOCATION	080083802180	4.185	4	80						CN

Undercabinet

UC Series

1 Lamp											
	UC12T518	12" 1 LAMP T5 8 WATT 120V ELECTRONIC BALLAST LAMP INCLUDED	080083594801	1.828	6	378					CN
	UC18T8115	18" 1 LAMP T8 15 WATT 120V ELECTRONIC BALLAST LAMP INCLUDED	080083594818	1.693	6	252					CN
	UC24T8117	24" 1 LAMP T8 17 WATT 120V ELECTRONIC BALLAST LAMP INCLUDED	080083594849	2.973	6	168					CN
	UC36T8125	36" 1 LAMP T8 25 WATT 120V ELECTRONIC BALLAST LAMP INCLUDED	080083595860	3.75	6	180					CN
	UC48T8132	48" 1 LAMP T8 32 WATT 120V ELECTRONIC BALLAST LAMP INCLUDED	080083595884	4.979	6	368					CN
2 Lamp											
	UC24T528	24" 2 LAMP T5 2/8 WATT 120V ELECTRONIC BALLAST LAMPS INCLUDED	080083594832	3.4	6	384					CN
	UC33T51813	33" 2 LAMP T5 1/8 & 1/13 WATT 120V ELECTRONIC BALLAST LAMPS INCLUDED	080083594856	4.649	6	216					CN

Accessories

SCF-12-B	12" WHITE FIXED STEM SET (INCLUDES 1 STEM & CANOPY)	662401322930	0.801	6	1176						US
DF-14W-U	1'X4' DRY WALL FRAME KIT	662401232949	2.28	1	336						US
DF-22W-U	2'X2' DRY WALL FRAME KIT	662401232963	1.95	1	322						US
DF-24W-U	2'X4' DRY WALL FRAME KIT	662401232970	2.71	1	195						US
AYC-CHAIN/SET-U	(2) V HOOKS & 36" CHAIN SET W/S HOOKS	080083545704	0.45	24	2400						CN
SK-14-WT	1'X4' SURFACE MOUNT KIT	080083906703	13.28	1	12						US
WG/ICF-4FT-B	4' WHITE WIRE GUARD FOR USE W/IAF & ICF SERIES ONLY	662400106623	0.774	12	288						CN
VHB-SPM	SINGLE POINT MOUNT ADAPTER KIT, VHB	080083785957	3.1	1	175						MX

CATALOG NUMBER

DESCRIPTION

UPC CODE WEIGHT CASE QTY PALLET QTY NJ TX IL CA GA COO

All-Pro Ambient

Parabolics

APP/APPV Series



3 Lamp

APP-332

3 LAMP, 2'X4' PARABOLIC, 18 CELL, SEMI SPECULAR LOUVER, NEMA PREMIUM T8 UNV ELECTRONIC BALLAST

080083621866

23.65

1

20



MX

APP-332-L735

3 LAMP, 2'X4' PARABOLIC, 18 CELL, SEMI SPECULAR LOUVER, NEMA PREMIUM T8 UNV ELECTRONIC BALLAST W/735 LAMPS

080083621910

27.36

1

18



MX

Wraparounds

APW-GPW Series



2 Lamp

APW-GPW217

2 LAMP, 2' GENERAL PURPOSE WRAP, PRISMATIC LENS, NEMA PREMIUM T8 UNV ELECTRONIC BALLAST

080083622146

6.51

1

180



MX

APW-GPW232

2 LAMP, 4' GENERAL PURPOSE WRAP, PRISMATIC LENS, NEMA PREMIUM T8 UNV ELECTRONIC BALLAST

080083622115

5.881

1

90



MX



4 Lamp

APW-GPW432

4 LAMP, 4' GENERAL PURPOSE WRAP, PRISMATIC LENS, NEMA PREMIUM T8 UNV ELECTRONIC BALLAST

080083622139

11.2

1

54



MX

APW-SW Series



2 Lamp

APW-SW232

2 LAMP, 4' SPECIFICATION WRAP, PRISMATIC LENS, NEMA PREMIUM T8 UNV ELECTRONIC BALLAST

080083622153

11.22

1

48



MX

CWPLD Series



4'

4CWPLD4040C

4' LINEAR LED WRAP LIGHT, 4000 LUMEN, 4000K, 0-10VDC DIMMING

080083749072

8.26

1

60



MX CN

WPLD Series



2'

2WPLD2035C

2' LINEAR LED WRAP LIGHT, 2000 LUMEN, 4000K, 0-10VDC DIMMING

080083750610

3

2

120



CN

2WPLD2040C

LED WRAPAROUND FIXTURE 23W 120 - 277V 80 CRI 4000K 2543 LUMENS

080083801367

3.05

2

120



CN



4'

4WPLD3140R9

4' LINEAR LED WRAP LIGHT, 3100 LUMEN, 4000K, TRIAC DIMMING

080083747467

4.61

2

84



CN

4WPLD4035C

4' LINEAR LED WRAP LIGHT, 4000 LUMEN, 3500K, 0-10VDC DIMMING

080083750603

4.61

2

84



MX CN

4WPLD4040C

4 FT. LOW PROFILE LINEAR LED WRAP, 4000 LUMEN, 4000K, 0-10VDC DIMMING

080083749676

4.61

2

84



MX CN

4WPLD3130R9

4 FT., LINEAR LED WRAP, 90CRI 3000 LUMEN, 3000K, PHASE CUT DIMMING

080083750634

4.61

2

84



MX CN

WP Series

4'

4WP3040C

4' LINEAR LED WRAP LIGHT, PRISMATIC, 3300 LUMEN, 4000K, UNV NO-DIM

080083858361




4.7

6




72







MX CN

CATALOG NUMBER	DESCRIPTION	UPC CODE	WEIGHT	CASE QTY	PALLET QTY	CASE PALLET					COO	
						NJ	TX	IL	CA	GA		
Troffers												
APT Series												
	2 Lamp											
	APP-2U6T8	2 U-LAMP, 2'X2' PARABOLIC, 9 CELL, SEMI SPECULAR LOUVER, NEMA PREMIUM T8 UNV ELECTRONIC BALLAST	080083621880	13.7	1	40		•				MX
	APT-232	2 LAMP, 2'X4' LENSED TROFFER, PRISMATIC LENS, NEMA PREMIUM T8 UNV ELECTRONIC BALLAST	080083622009	27.1	1	28					•	MX
	APT-232-L735F	2 LAMP, 2'X4' LENSED TROFFER, PRISMATIC LENS, NEMA PREMIUM T8 UNV ELECTRONIC BALLAST W/741 LAMPS & FLEX	080083622078	27.1	1	28					•	MX
APT-2U6T8	2 LAMP, 2'X2' LENSED TROFFER, PRISMATIC LENS, NEMA PREMIUM U6T8 UNV ELECTRONIC BALLAST	080083621958	11.55	1	48		•				MX	
	3 Lamp											
	APT-332	3 LAMP, 2'X4' LENSED TROFFER, PRISMATIC LENS, NEMA PREMIUM T8 UNV ELECTRONIC BALLAST	080083621941	27.1	1	28					•	MX
	APT-332-L741	3 LAMP, 2'X4' LENSED TROFFER, PRISMATIC LENS, NEMA PREMIUM T8 UNV ELECTRONIC BALLAST W/741 LAMPS	080083622054	27.1	1	28		•				MX
APT-332-L741F	3 LAMP, 2'X4' LENSED TROFFER, PRISMATIC LENS, NEMA PREMIUM T8 UNV ELECTRONIC BALLAST W/741 LAMPS & FLEX	080083622061	27.1	1	28					•	MX	
	4 Lamp											
	APT-432	4 LAMP, 2'X4' LENSED TROFFER, PRISMATIC LENS, NEMA PREMIUM T8 UNV ELECTRONIC BALLAST	080083621934	27.1	1	28					•	MX
	APT-432-L741	4 LAMP, 2'X4' LENSED TROFFER, PRISMATIC LENS, NEMA PREMIUM T8 UNV ELECTRONIC BALLAST W/741 LAMPS	080083621965	27.1	1	28		•				MX
	APT-432-L735	4 LAMP, 2'X4' LENSED TROFFER, PRISMATIC LENS, NEMA PREMIUM UNV ELECTRONIC BALLAST, T8 W/735 LAMPS	080083621972	27.1	1	28					•	MX
	APT-432-L735F	4 LAMP, 2'X4' LENSED TROFFER, PRISMATIC LENS, NEMA PREMIUM T8 UNV ELECTRONIC BALLAST W/735 LAMPS & FLEX	080083621989	27.1	1	28					•	MX
	APT-432-2EB	4 LAMP, 2'X4' LENSED TROFFER, PRISMATIC LENS, TWO NEMA PREMIUM T8 UNV ELECTRONIC BALLAST	080083622030	27.1	1	28					•	MX
	APT-432-L741F	4 LAMP, 2'X4' LENSED TROFFER, PRISMATIC LENS, NEMA PREMIUM T8 UNV ELECTRONIC BALLAST W/741 LAMPS & FLEX	080083622047	27.1	1	28					•	MX
24GR4840D	2X4 A LENS LED TROFFER 4800 LUMEN 4000K 0 -10V DIM	080083755417	27.1	1	28					•	MX	

Striplights
APS-NS Series

	2'										
APS-NS117	1 LAMP, 24" NARROW STRIPLIGHT, NEMA PREMIUM T8 UNV ELECTRONIC BALLAST	080083622313	2.975	1	168					•	MX
	4'										
	APS-NS132	1 LAMP, 48" NARROW STRIPLIGHT, NEMA PREMIUM T8 UNV ELECTRONIC BALLAST	080083622351	3.266	1	336		•			
APS-NS232	2 LAMP, 48" NARROW STRIPLIGHT, NEMA PREMIUM T8 UNV ELECTRONIC BALLAST	080083622382	4.44	1	336					•	MX
	8'										
APS-8NS232	4 LAMP, 96" NARROW STRIPLIGHT, NEMA PREMIUM T8 UNV ELECTRONIC BALLAST	080083622399	11.4	1	126					•	MX

CATALOG NUMBER	DESCRIPTION	UPC CODE	WEIGHT	CASE		PALLET				COO		
				QTY	QTY	NJ	TX	IL	CA		GA	
APS-WS Series												
	4' APS-WS232	2 LAMP, 48" WIDE STRIPLIGHT, NEMA PREMIUM T8 UNV ELECTRONIC BALLAST	080083622412	5.55	1	90		•	•	•	•	MX
	8' APS-8WS232	4 LAMP, 96" WIDE STRIPLIGHT, NEMA PREMIUM T8 UNV ELECTRONIC BALLAST	080083622405	11.4	1	72		•	•	•	•	MX
SLSTP Series												
	2' 2SLSTP1040DD-120V	2' LINEAR LED STRIPLIGHT, 1000 LUMEN, 4000K, 120V TRIAC DIMMABLE	080083705771	6.136	2	144				•	•	CN
	2SLSTP2040DD-120V	2' LINEAR LED STRIPLIGHT, 2000 LUMEN, 4000K, 120V TRIAC DIMMABLE	080083705788	4.7	2	144				•	•	CN
	2SLSTP2035DD-UNV	LENSED LED STRIP LIGHT, 23W, 120-277V, 80 CRI, 3500K, 2498 LUMENS POST PAINTED WITH HIGH REFLECTIVE PAINT	080083814763	2.6	2	84				•	•	CN
	2SLSTP2040DD-UNV	LENSED LED STRIP LIGHT, 23W, 120-277V, 80 CRI, 4000K, 2510 LUMENS POST PAINTED WITH HIGH REFLECTIVE PAINT	080083807826	2.6	2	84	•			•	•	CN
	4' 4SLSTP2040DD-120V	4' LINEAR LED STRIPLIGHT, 2000 LUMEN, 4000K, 120V TRIAC DIMMABLE	080083705795	4.76	2	80				•	•	CN
	4SLSTP2040DD-UNV	4' LINEAR LED STRIPLIGHT, 2000 LUMEN, 4000K, UNV, 0 TO 10V DIMMABLE	080083705818	4.76	2	80				•	•	CN
	4SLSTP4040DD-120V	4' LINEAR LED STRIPLIGHT, 4000 LUMEN, 4000K, 120V TRIAC DIMMABLE	080083705801	4.76	2	80				•	•	CN
	4SLSTP4040DD-UNV	4' LINEAR LED STRIPLIGHT, 4000 LUMEN, 4000K, UNV, 0 TO 10V DIMMABLE	080083705825	4.76	2	72	•	•	•	•	•	MP CN
	8SL8040	8' LINEAR LED STRIPLIGHT, 8000 LUMEN, 4000K, 0-10V CONTINUOUS DIMMING	080083807925	20.535	2	80				•	•	CN
	4SLSTP4035DD-UNV	4' LINEAR LED STRIPLIGHT, 4000 LUMEN, 3500K, UNV, 0 TO 10V DIMMABLE	080083807765	4.76	2	80				•	•	MP CN
	4SLSTP5535DD-UNV	LENSED LED STRIP LIGHT, 49W, 120-277V, 80 CRI, 3500K, 5620 LUMENS POST PAINTED WITH HIGH REFLECTIVE PAINT	080083807802	4.76	2	132				•	•	CN
	4SLSTP5540DD-UNV	4' LINEAR LED STRIPLIGHT, 5000 LUMEN, 4000K, UNV, 0 TO 10V DIMMABLE	080083807789	4.76	2	80				•	•	MP CN
	8SLSTP11040DD-UNV	8' LINEAR LED STRIPLIGHT, 10000 LUMEN, 4000K, UNV, 0 TO 10V DIMMABLE	080083807680	9.5	2	70				•	•	MP CN
	8SLSTP8040DD-UNV	8' LINEAR LED STRIPLIGHT, 8000 LUMEN, 4000K, UNV, 0 TO 10V DIMMABLE	080083814787	10.1	2	70	•			•	•	MP CN
8'	8SLSTP11035DD-UNV	LENSED LED STRIP LIGHT, 83W, 120-277V, 80 CRI, 3500K, 10322 LUMENS POST PAINTED WITH HIGH REFLECTIVE PAINT	080083807703	9.5	2	80				•	•	CN
	8SLSTP8035DD-UNV	LENSED LED STRIP LIGHT, 71W, 120-277V, 80 CRI, 3500K, 8064 LUMENS POST PAINTED WITH HIGH REFLECTIVE PAINT	080083804368	9.5	2	80				•	•	CN
	8SLSTP8040CS	8' LINEAR LED STRIPLIGHT, 8000 LUMEN, 4000K, 0-10V CONTINUOUS DIMMING, OCC SENSOR	080083807727	9.5	2	80				•	•	CN
ST Single												
ST Single Lens												
	2ST1L1040R	2' LINEAR LED STRIPLIGHT, SINGLE LENS, 1100 LUMEN, 4000K, UNV NO-DIM	080083838165	0.75	6	288	•			•	•	MP CN
	4ST1L2040R	4' LINEAR LED STRIPLIGHT, SINGLE LENS, 2200 LUMEN, 4000K, UNV NO-DIM	080083838189	1.17	6	252				•	•	MP CN

CATALOG NUMBER	DESCRIPTION	UPC CODE	WEIGHT	CASE QTY	PALLET QTY	CASE PALLET					COO
						NJ	TX	IL	CA	GA	
ST Dual											
ST Dual Lens											
2ST2L2040R	2' LINEAR LED STRIPLIGHT, DUAL LENS, 2200 LUMEN, 4000K, UNV NO-DIM	080083838172	1.07	6	180	•			•	•	CN
4ST2L4035R	4' DUAL LENS STRIP 3500K	080083890729	3.31	6	150					•	CN
4ST2L4040R	4' LINEAR LED STRIPLIGHT, DUAL LENS, 4200 LUMEN, 4000K, UNV NO-DIM	080083838196	4.4	6	150				•		CN
8ST2L8040R	8' LINEAR LED STRIPLIGHT, DUAL LENS, 8200 LUMEN, 4000K, UNV NO-DIM	080083838202	9.5	6	150	•			•	•	CN
2ST2L2050R	2 FT DUAL LENS LED STRIPLIGHT, 5000K CCT, 2300 LUMENS	080083890583	2.2	6	180					•	CN
4ST2L4050R	4 FT DUAL LENS LED STRIPLIGHT, 5000K CCT, 4790 LUMENS	080083890620	3.31	6	150	•				•	CN
8ST2L8050R	8 FT. DUAL LENS LED STRIPLIGHT, 5000K CCT, 9,412 LUMENS	080083890644	6.17	6	150					•	CN

Vapor Tite
APHDVT Series



2 Lamp
APHDVT-232

2 LAMP, 48" HEAVY DUTY VAPORTITE, NEMA PREMIUM T8 UNV ELECTRONIC BALLAST

080083623563

9.925

1

35

•

MX

High Bay
APHL Series



6 Lamp
APHL-632-SW-UPL

6 LAMP, 48" HIGH BAY, WIDE SPECULAR REFLECTOR WITH UPLIGHT, HIGH OUTPUT T8 UNV ELECTRONIC BALLAST

080083622221

17.5

1

34

•

MX

APHL-654-SW-UPL-L850

6 LAMP, 48" HIGH BAY, WIDE SPECULAR REFLECTOR WITH UPLIGHT, T8HO UNV ELECTRONIC BALLAST WITH 850 LAMPS

080083622269

17.5

1

34

•

MX

Low Bay
APLBC Series



2 Lamp
APLBC-232

2 LAMP, 48" LOW BAY INDUSTRIAL, NEMA PREMIUM T8 UNV ELECTRONIC BALLAST

080083622092

7.4

1

48

•

MX

Shoplight
APSHP Series

3"
3APSHP3040R

3' LED UTILITY SHOPLIGHT, 4000K, 30W, 120V NON-DIMMING

080083834570

2.2

6

192

•

CN

4"
4APSHP4040R

4' LED UTILITY SHOPLIGHT, 4000K, 40W, 120V NON-DIMMING

080083834594

2.6

6

144

•

CN

SHP Series



4' LED
4SHP3240BTS

43" LED UTILITY SHOPLIGHT WITH BLUETOOTH SPEAKERS, 3200LM 4000K 120V

080083785612

3.3

2

72

•

CN

4SHP3240R

43" UTILITY SHOPLIGHT LED 3200LM 4000K 120V PHASE CUT DIMMABLE

080083785599

3.3

2

108

•

CN

4SHP4540R

43" UTILITY SHOPLIGHT LED 4000LM 4000K 120V PHASE CUT DIMMABLE

080083785605








2.75

2

108

•

CN

CATALOG NUMBER	DESCRIPTION	UPC CODE	WEIGHT	CASE QTY	PALLET QTY	NJ	TX	IL	CA	GA	COO
Flushmount FMLED Series											
	9" FM9WRCCR	FM 9 IN. WHITE ROUND INTEGRATED LED FLUSH MOUNT LIGHT WITH SELECTABLE COLOR TEMPERATURE (3000K, 4000K, 5000K)	080083845392	5.89	8	96	•	•	•	•	 CN
	FM9WSCCR	9" FLUSHMOUNT CCT SELECTABLE, SQUARE LENS	080083845439	1.65	8	96	•	•	•	•	CN
	11" FM11WSCCR	11" FLUSHMOUNT CCT SELECTABLE, SQUARE LENS	080083840113	2.9	4	72	•	•	•	•	CN
	FM11WRCCR	FM 11 IN. WHITE ROUND INTEGRATED LED FLUSH MOUNT LIGHT WITH SELECTABLE COLOR TEMPERATURE (3000K, 4000K, 5000K)	080083840151	2.9	4	72	•	•	•	•	 CN
	15" FM15WSCCR	15" FLUSHMOUNT CCT SELECTABLE, SQUARE LENS,	080083840137	3.3	4	32	•	•	•	•	CN
	FM15WRCCR	FM 15 IN. WHITE ROUND INTEGRATED LED FLUSH MOUNT LIGHT WITH SELECTABLE COLOR TEMPERATURE (3000K, 4000K, 5000K)	080083845378	3.8	4	32	•	•	•	•	 CN
	19" FM19WRCCR	FM 19 IN. WHITE ROUND INTEGRATED LED FLUSH MOUNT LIGHT WITH SELECTABLE COLOR TEMPERATURE (3000K, 4000K, 5000K)	080083845415	4.9	2	24	•	•	•	•	CN
	FM19WSCCR	19" FLUSHMOUNT CCT SELECTABLE, SQUARE LENS	080083858620	4.9	2	24	•	•	•	•	CN


Recessed Static GR LED Series

2'x2'											
22GR3240D	22GR3240D	2X2 A LENS LED TROFFER 3200 LUMEN 4000K 0 -10V DIM	080083755479	13	1	48	•	•	•	•	MX
22GR3235D	22GR3235D	2 X 2, LENSED LED TROFFER, 3200 LUMEN, 3500K, 0 TO 10V DIMMABLE	080083755462	11.55	1	48	•	•	•	•	MX
2'x4'											
24GR6440D	24GR6440D	2X4 A LENS LED TROFFER 6400 LUMEN 4000K 0 -10V DIM	080083755431	27.1	1	28	•	•	•	•	MX
24GR4240D	24GR4240D	2X4 A LENS LED TROFFER 4200 LUMEN 4000K 0 -10V DIM	080083755370	27.1	1	28	•	•	•	•	MX
24GR6435D	24GR6435D	2 X 4, LENSED LED TROFFER, 6400 LUMEN, 3500K, 0 TO 10V DIMMABLE	080083755424	27.1	1	28	•	•	•	•	MX
24GR4235D	24GR4235D	2X4 A LENS LED TROFFER 4200 LUMEN 3500K 0 -10V DIM	080083755363	27.1	1	28	•	•	•	•	MX
24GR4835D	24GR4835D	2 X 4, LENSED LED TROFFER, 4800 LUMEN, 3500K, 0 TO 10V DIMMABLE	080083755400	27.1	1	28	•	•	•	•	MX

Lumark Outdoor

Wall Mount

Axcent Small LED



Full Cutoff

AXCS1A	AXCENT SMALL WALL PACK, 14W, 4000K, 120-277V, FULL CUTOFF	080083887965	6.2	6	96	•	•	•	•	•	•	US
AXCS2A	AXCENT SMALL WALL PACK, 21W, 4000K, 120-277V, FULL CUTOFF	080083887989	6.2	6	96	•	•	•	•	•	•	US
AXCS3A	AXCENT SMALL WALL PACK, 27W, 4000K, 120-277V, FULL CUTOFF	080083888009	6.2	6	96	•	•	•	•	•	•	US
AXCS4A	AXCENT SMALL WALL PACK, 44W, 4000K, 120-277V, FULL CUTOFF	080083888023	6.2	6	96	•	•	•	•	•	•	US
AXCS5A	AXCENT SMALL WALL PACK, 52W, 4000K, 120-277V, FULL CUTOFF	080083888047	6.2	6	96	•	•	•	•	•	•	US



Refractive Lens

AXCS1ARL	AXCENT SMALL WALL PACK, 14W, 4000K, 120-277V, RL LENS	080083887972	6.2	6	96	•	•	•	•	•	•	US
AXCS2ARL	AXCENT SMALL WALL PACK, 21W, 4000K, 120-277V, RL LENS	080083887996	6.2	6	96	•	•	•	•	•	•	US
AXCS3ARL	AXCENT SMALL WALL PACK, 27W, 4000K, 120-277V, RL LENS	080083888016	6.2	6	96	•	•	•	•	•	•	US
AXCS4ARL	AXCENT SMALL WALL PACK, 44W, 4000K, 120-277V, RL LENS	080083888030	6.2	6	96	•	•	•	•	•	•	US
AXCS5ARL	AXCENT SMALL WALL PACK, 52W, 4000K, 120-277V, RL LENS	080083888054	6.2	6	96	•	•	•	•	•	•	US

Axcent Large LED

Full Cutoff

AXCL12A	AXCENT LARGE WALL PACK, 123W, 4000K, 120-277V, FULL CUTOFF	080083811625	12.5	1	45	•	•	•	•	•	•	US
AXCL6A	AXCENT LARGE WALL PACK, 56W, 4000K, 120-277V, FULL CUTOFF	080083811564	12.5	1	45	•	•	•	•	•	•	US
AXCL6A-CBP	AXCENT LARGE WALL PACK, 56W, 4000K, 120-277V, FULL CUTOFF WITH AN OPTIONAL COLD WEATHER BATTERY PACK	080083151530	12.5	1	45						•	MX
AXCL8A	AXCENT LARGE WALL PACK, 72W, 4000K, 120-277V, FULL CUTOFF	080083811588	12.5	1	45	•	•	•	•	•	•	US
AXCL6A-347	AXCENT LARGE WALL PACK, 56W, 4000K, 347V, FULL CUTOFF	080083811724	12.5	1	45						•	US
AXCL8A-347	AXCENT LARGE WALL PACK, 72W, 4000K, 347V, FULL CUTOFF	080083811748	12.5	1	45						•	US
AXCL10A-347	AXCENT LARGE WALL PACK, 102W, 4000K, 347V, FULL CUTOFF	080083811762	12.5	1	45						•	US
AXCL12A-347	AXCENT LARGE WALL PACK, 123W, 4000K, 347V, FULL CUTOFF	080083811786	12.5	1	45						•	US
AXCL10A	AXCENT LARGE WALL PACK, 102W, 4000K, 120-277V, FULL CUTOFF	080083811601	12.5	1	45	•	•	•	•	•	•	US

Refractive Lens

AXCL12ARL	AXCENT LARGE WALL PACK, 123W, 4000K, 120-277V, RL LENS	080083811700	12.5	1	45	•	•	•	•	•	•	US
AXCL6ARL	AXCENT LARGE WALL PACK, 56W, 4000K, 120-277V, RL LENS	080083811649	12.5	1	45	•	•	•	•	•	•	US
AXCL8ARL	AXCENT LARGE WALL PACK, 72W, 4000K, 120-277V, RL LENS	080083811663	12.5	1	45	•	•	•	•	•	•	US
AXCL10ARL	AXCENT LARGE WALL PACK, 102W, 4000K, 120-277V, RL LENS	080083811687	12.5	1	45	•	•	•	•	•	•	US
AXCL6ARL-347	AXCENT LARGE WALL PACK, 56W, 4000K, 347V, RL LENS	080083811809	12.5	1	45						•	US
AXCL8ARL-347	AXCENT LARGE WALL PACK, 72W, 4000K, 347V, RL LENS	080083811823	12.5	1	45						•	US
AXCL10ARL-347	AXCENT LARGE WALL PACK, 102W, 4000K, 347V, RL LENS	080083811847	12.5	1	45						•	US
AXCL12ARL-347	AXCENT LARGE WALL PACK, 123W, 4000K, 347V, RL LENS	080083811861	12.5	1	45						•	US

CATALOG NUMBER	DESCRIPTION	UPC CODE	WEIGHT	CASE QTY	PALLET					COO	
					QTY	NJ	TX	IL	CA		GA
LED Square Wall Pack											
WPSQLED											
WPSQLED-100-UNV	LED SQUARE WALL PACK, 101W, 4000K, 120-277V	080083805709	9.94	1	16					•	CN
WPSQLED-100-UNV-7050	LED SQUARE WALL PACK, 101W, 5000K, 120-277V	080083805761	9.94	1	16					•	CN
WPSQLED-100-UNV-PC	LED SQUARE WALL PACK, 101W, 4000K, 120-277V, PC	080083805945	9.94	1	16					•	CN
WPSQLED-65-UNV-7050	LED SQUARE WALL PACK, 64W, 5000K, 120-277V	080083805723	9.94	1	16						CN
WPSQLED-65-UNV-PC	LED SQUARE WALL PACK, 64W, 4000K, 120-277V, PC	080083805907	9.94	1	16					•	CN
WPSQLED-75-UNV	LED SQUARE WALL PACK, 75W, 4000K, 120-277V	080083805686	9.94	1	16					•	CN
WPSQLED-75-UNV-7050	LED SQUARE WALL PACK, 75W, 5000K, 120-277V	080083805747	9.94	1	16					•	CN
WPSQLED-75-UNV-PC	LED SQUARE WALL PACK, 75W, 4000K, 120-277V, PC	080083805921	9.94	1	16					•	CN

WP LED Wall Pack



WPLLED											
WPLLED-100-GL-UNV	WAL-PAK, LED, 82W, 10,264 LUMENS, 120-277V, 4000K, STANDARD BRONZE, BOROSILICATE LENS	080083776405	22.15	1	18	•					CN
WPLLED-100-GL-UNV-7050	WAL-PAK, LED, 82W, 10,424 LUMENS, 120-277V, 5000K, STANDARD BRONZE, BOROSILICATE LENS	080083776481	22.15	1	24					•	CN
WPLLED-100-GL-UNV-PC	WAL-PAK, LED, 82W, 10,264 LUMENS, 120-277V, 4000K, STANDARD BRONZE, BOROSILICATE LENS, 120-277V PC	080083776566	22.15	1	24						CN
WPLLED-125-GL-UNV-7050	WAL-PAK, LED, 122W, 15,379 LUMENS, 120-277V, 5000K, STANDARD BRONZE, BOROSILICATE LENS	080083776504	22.15	1	18					•	CN

WPMLED												
WPMLED15	MEDIUM LED WALL PACK, 50W, 6,200LM (150W EQUIV.)	080083885701	13.1	4	32	•	•	•	•	•	•	CN



WPSLED											
VSS/WLPAK	WAL-PAK, LED SMALL VISOR (WPS)	080083776627	0.1	1	24					•	CN

WPS WPM Wall Pack LED

WPS												
WPSLED10	SMALL LED WALL PACK, 40W, 4,700LM (100W EQUIV.)	080083885664	7.5	4	48	•	•	•	•	•	•	CN

WPM												
WPMLED25	MEDIUM LED WALL PACK, 80W, 10,200LM (250W EQUIV.)	080083885725	13.1	4	32	•	•	•	•	•	•	CN
WPMLED10	MEDIUM LED WALL PACK, 40W, 4,700LM (100W EQUIV.)	080083885688	13.1	4	32	•	•	•	•	•	•	CN

CATALOG NUMBER	DESCRIPTION	UPC CODE	WEIGHT	CASE QTY	PALLET					COO	
					QTY	NJ	TX	IL	CA		GA
Crosstour MAXX LED											
	Full Cutoff - LED										
XTOR8B	CROSSTOUR MAXX, LED 81W, WALL MOUNT, FULL CUTOFF DOOR, 5000K, 120-277V, CARBON BRONZE	080083774814	11.45	2	54	•	•	•	•	•	MX
XTOR6B	CROSSTOUR MAXX, LED 58W, WALL MOUNT, FULL CUTOFF DOOR, 5000K, 120-277V, CARBON BRONZE	080083774807	11.45	2	72	•	•	•	•	•	MX
XTOR6B-PC1	CROSSTOUR MAXX, LED 58W, WALL MOUNT, FULL CUTOFF DOOR, 5000K, 120-277V, CARBON BRONZE, 120V PC	080083774845	11.45	2	54	•	•	•	•	•	MX
XTOR6B-WT	CROSSTOUR MAXX, LED 58W, WALL MOUNT, FULL CUTOFF DOOR, 5000K, 120-277V, SUMMIT WHITE	080083775132	11.45	2	54	•	•	•	•	•	MX
XTOR6B-W	CROSSTOUR MAXX, LED 58W, WALL MOUNT, FULL CUTOFF DOOR, 4000K, 120-277V, CARBON BRONZE	080083775071	11.45	2	168	•	•	•	•	•	MX
XTOR6B-PMA	CROSSTOUR MAXX, LED 58W, WALL MOUNT, FULL CUTOFF DOOR, POLE MOUNT ARM, 5000K, 120-277V, CARBON BRONZE	080083775149	11.45	2	54	•	•	•	•	•	MX
XTOR6B-PC2	CROSSTOUR MAXX, LED 58W, WALL MOUNT, FULL CUTOFF DOOR, 5000K, 208-277V PC, 120-277V, CARBON BRONZE	080083775187	11.45	2	54	•	•	•	•	•	MX
XTOR8B-WT	CROSSTOUR MAXX, LED 81W, WALL MOUNT, FULL CUTOFF DOOR, 5000K, 120-277V, SUMMIT WHITE	080083789160	11.45	2	72	•	•	•	•	•	MX
XTOR8B-PC1	CROSSTOUR MAXX, LED 81W, WALL MOUNT, FULL CUTOFF DOOR, 5000K, 120-277V, CARBON BRONZE, 120V PC	080083774869	11.45	2	54	•	•	•	•	•	MX
XTOR8B-PMA	CROSSTOUR MAXX, LED 81W, WALL MOUNT, FULL CUTOFF DOOR, POLE MOUNT ARM, 5000K, 120-277V, CARBON BRONZE	080083775118	11.45	2	54	•	•	•	•	•	MX
XTOR8B-PC2	CROSSTOUR MAXX, LED 81W, WALL MOUNT, FULL CUTOFF DOOR, 5000K, 208-277V PC, 120-277V, CARBON BRONZE	080083775200	11.45	2	72	•	•	•	•	•	MX
XTOR12B	CROSSTOUR MAXX, LED 102W, WALL MOUNT, FULL CUTOFF DOOR, 5000K, 120-277V, CARBON BRONZE	080083779574	11.45	2	54	•	•	•	•	•	MX
	Refractive Lens - LED										
XTOR6BRL	CROSSTOUR MAXX, LED 58W, WALL MOUNT, REFRACTIVE LENS, 5000K, 120-277V, CARBON BRONZE	080083774821	11.45	2	54	•	•	•	•	•	MX
XTOR6BRL-PC1	CROSSTOUR MAXX, LED 58W, WALL MOUNT, REFRACTIVE LENS, 5000K, 120-277V, CARBON BRONZE, 120V PC	080083774838	11.45	2	54	•	•	•	•	•	MX
XTOR6BRL-WT	CROSSTOUR MAXX, LED 58W, WALL MOUNT, REFRACTIVE LENS, 5000K, 120-277V, SUMMIT WHITE	080083775194	11.45	2	54	•	•	•	•	•	MX
XTOR6BRL-W	CROSSTOUR MAXX, LED 58W, WALL MOUNT, REFRACTIVE LENS, 4000K, 120-277V, CARBON BRONZE	080083775163	11.45	2	54	•	•	•	•	•	MX
XTOR6BRL-PMA	CROSSTOUR MAXX, LED 58W, WALL MOUNT, REFRACTIVE LENS, POLE MOUNT ARM, 5000K, 120-277V, CARBON BRONZE	080083775170	11.45	2	54	•	•	•	•	•	MX
XTOR6BRL-PC2	CROSSTOUR MAXX, LED 58W, WALL MOUNT, REFRACTIVE LENS, 5000K, 120-277V, CARBON BRONZE, 208-277V PC	080083775156	11.45	2	54	•	•	•	•	•	MX
XTOR8BRL	CROSSTOUR MAXX, LED 81W, WALL MOUNT, REFRACTIVE LENS, 5000K, 120-277V, CARBON BRONZE	080083774852	11.45	2	54	•	•	•	•	•	MX
XTOR8BRL-PC1	CROSSTOUR MAXX, LED 81W, WALL MOUNT, REFRACTIVE LENS, 5000K, 120-277V, CARBON BRONZE, 120V PC	080083774876	11.45	2	54	•	•	•	•	•	MX
XTOR8BRL-WT	CROSSTOUR MAXX, LED 81W, WALL MOUNT, REFRACTIVE LENS, 5000K, 120-277V, SUMMIT WHITE	080083775668	11.45	2	54	•	•	•	•	•	MX
XTOR8BRL-W	CROSSTOUR MAXX, LED 81W, WALL MOUNT, REFRACTIVE LENS, 4000K, 120-277V, CARBON BRONZE	080083775095	11.45	2	54	•	•	•	•	•	MX
XTOR8BRL-PMA	CROSSTOUR MAXX, LED 81W, WALL MOUNT, REFRACTIVE LENS, POLE MOUNT ARM, 5000K, 120-277V, CARBON BRONZE	080083775125	11.45	2	54	•	•	•	•	•	MX
XTOR8BRL-PC2	CROSSTOUR MAXX, LED 81W, WALL MOUNT, REFRACTIVE LENS, 5000K, 120-277V, CARBON BRONZE, 208-277V PC	080083775088	11.45	2	48	•	•	•	•	•	MX
XTOR12BRL	CROSSTOUR MAXX, LED 102W, WALL MOUNT, REFRACTIVE LENS, 5000K, 120-277V, CARBON BRONZE	080083779581	11.45	2	54	•	•	•	•	•	MX
XTOR12BRL-W	CROSSTOUR MAXX, LED 102W, WALL MOUNT, REFRACTIVE LENS, 4000K, 120-277V, CARBON BRONZE	080083779482	11.45	2	54	•	•	•	•	•	MX
Crosstour MAXX LED Accessory											
WG-XTORMX	CROSSTOUR MAXX LED WIRE GUARD	080083665334	1.938	1	60	•	•	•	•	•	US
EWP/XTORMX	CROSSTOUR MAXX WALL PLATE, CARBON BRONZE	080083700592	10	1	120	•	•	•	•	•	US
EWP/XTORMX-WT	CROSSTOUR MAXX WALL PLATE, SUMMIT WHITE	080083700608	10	1	120	•	•	•	•	•	US

Ⓢ Indicates EISA Compliant Pulse Start Products Ⓜ Indicates MarketPro Product Country of Origin - as Indicated

CATALOG NUMBER	DESCRIPTION	UPC CODE	WEIGHT	CASE QTY	PALLET					COO
					QTY	NJ	TX	IL	CA	

Crosstour - LED



Full Cutoff - LED

XTOR2B-W	CROSSTOUR, LED, 18W, SMALL HOUSING, FULL CUTOFF, 4000K, 120-277V, CARBON BRONZE	080083778256	3.689	6	270	•	•	•	•	•	•	MX
XTOR2B-PC1	CROSSTOUR, LED, 18W, SMALL HOUSING, FULL CUTOFF, 5000K, 120-277V, CARBON BRONZE, 120V PC	080083778249	3.689	6	840	•	•	•	•	•	•	MX
XTOR1B	CROSSTOUR, LED, 12W, SMALL HOUSING, FULL CUTOFF, 5000K, 120-277V, CARBON BRONZE	080083777969	3.574	6	324	•	•	•	•	•	•	MX
XTOR1B-WT	CROSSTOUR, LED, 12W, SMALL HOUSING, FULL CUTOFF, 5000K, 120-277V, SUMMIT WHITE	080083777976	3.574	6	240						•	MX
XTOR1B-W	CROSSTOUR, LED, 12W, SMALL HOUSING, FULL CUTOFF, 4000K, 120-277V, CARBON BRONZE	080083777983	3.574	6	240			•	•	•	•	MX
XTOR1B-PC1	CROSSTOUR, LED, 12W, SMALL HOUSING, FULL CUTOFF, 5000K, 120-277V, CARBON BRONZE, 120V PC	080083777990	3.574	6	240					•	•	MX
XTOR2B	CROSSTOUR, LED, 18W, SMALL HOUSING, FULL CUTOFF, 5000K, 120-277V, CARBON BRONZE	080083778225	3.689	6	270						•	MX
XTOR2B-WT	CROSSTOUR, LED, 18W, SMALL HOUSING, FULL CUTOFF, 5000K, 120-277V, SUMMIT WHITE	080083778379	3.689	6	270						•	MX
XTOR3B	CROSSTOUR, LED, 26W, SMALL HOUSING, FULL CUTOFF, 5000K, 120-277V, CARBON BRONZE	080083778041	3.73	6	270						•	MX
XTOR3B-W	CROSSTOUR, LED, 26W, SMALL HOUSING, FULL CUTOFF, 4000K, 120-277V, CARBON BRONZE	080083778058	3.66	6	270	•	•	•	•	•	•	MX
XTOR3B-WT	CROSSTOUR, LED, 26W, SMALL HOUSING, FULL CUTOFF, 5000K, 120-277V, CARBON SUMMIT WHITE	080083778065	3.7	6	270						•	MX
XTOR3B-PC1	CROSSTOUR, LED, 26W, SMALLHOUSING, FULL CUTOFF, 5000K, 120-277V, CARBON BRONZE, 120V PC	080083778072	3.66	6	324	•	•	•	•	•	•	MX
XTOR4B	CROSSTOUR, LED, 38W, MEDIUM HOUSING, FULL CUTOFF, 5000K, 120-277V, CARBON BRONZE	080083778003	5.31	6	216	•	•	•	•	•	•	MX
XTOR4B-WT	CROSSTOUR MAXX, LED 38W, WALL MOUNT, FULL CUTOFF DOOR, 5000K, 120-277V, SUMMIT WHITE	080083778010	3.66	6	270						•	MX
XTOR4B-W	CROSSTOUR MAXX, LED 38W, WALL MOUNT, FULL CUTOFF DOOR, 4000K, 120-277V, CARBON BRONZE	080083778027	5.31	6	180						•	MX
XTOR4B-PC1	CROSSTOUR, LED, 38W, MEDIUM HOUSING, FULL CUTOFF, 5000K, 120-277V, CARBON BRONZE, 120V PC	080083778034	5.31	6	180			•	•	•	•	MX
XTOR4B-W-PC1	CROSSTOUR LED, MEDIUM DOOR, 38W, WALL/SURFACE MOUNT, NEUTRAL WHITE 4000K, CARBON BRONZE, PHOTOCONTROL 120V	080083147175	5.31	6	216	•						MX
XTOR3B-PC2	CROSSTOUR LED, SMALL DOOR, 26W, WALL/SURFACE MOUNT, BRIGHT WHITE 5000K, CARBON BRONZE, PHOTOCONTROL 208-277V	080083147168	3.66	6	270	•					•	MX

Crosstour LED Accessory

WG/XTOR	WIRE GUARD FOR CROSSTOUR	080083607402	1.75	15	120						•	US
EWP/XTOR-WT	CROSSTOUR WALL PLATE, SUMMIT WHITE	080083700585	4	1	117						•	US
EWP/XTOR	CROSSTOUR WALL PLATE, CARBON BRONZE	080083700578	4	1	117						•	US

Wal-Pak









Refractive Lens - LED








WPL4B	WAL-PAK, LED, 32W, 4199 LUMENS, 120-277V, 5000K, STANDARD BRONZE, REFRACTIVE LENS	080083751365	12.892	1	18						•	US
WPL6B	WAL-PAK, LED, 46W, 5883 LUMENS, 120-277V, 5000K, STANDARD BRONZE, REFRACTIVE LENS	080083751402	12.892	1	24						•	US
WPL3B	WAL-PAK, LED, 27W, 3,333 LUMENS, 120-277V, 5000K, STANDARD BRONZE, REFRACTIVE LENS	080083751372	12.892	1	18						•	US
LDWP-GL-6B-ED-7040	WAL-PAK, LED, 46W, 5828 LUMENS, 120-277V, 4000K, STANDARD BRONZE, REFRACTIVE LENS	080083768462	24	1	24						•	US

Wal-Pak Accessory

WG/WPGL	WAL-PAK BOROSILICATE GLASS DOOR WIRE GUARD	080083545674	1.679	1	63						•	TW
---------	--	--------------	-------	---	----	--	--	--	--	--	---	----

Floodlight

CATALOG NUMBER	DESCRIPTION	UPC CODE	WEIGHT	CASE QTY	PALLET					COO		
					NJ	TX	IL	CA	GA			
Night Falcon LED Floodlight												
Small Knuckle Mount												
	NFFLD-S-C15-KNC-UNV	NIGHT FALCON SMALL, 52W, 4000K, 120-277V, 6X6, KNUCKLE, CARBON BRONZE	080083760268	4.9	1	27	•			•	MX	
	NFFLD-S-C15-KNC-UNV-PC2	NIGHT FALCON SMALL, 52W, 4000K, 120-277V, 6X6, KNUCKLE, CARBON BRONZE, 208-277V PHOTOCONTROL	080083788170	13.34	1	48				•	MX	
	NFFLD-S-C70-KNC-UNV-PC1	NIGHT FALCON SMALL, 20W, 4000K, 120-277V, 6X6, KNUCKLE, CARBON BRONZE, 120V-277V PHOTOCONTROL	080083760350	13.34	1	48					MX	
	NFFLD-S-C15-KNC-UNV-PC1	NIGHT FALCON SMALL, 52W, 4000K, 120-277V, 6X6, KNUCKLE, CARBON BRONZE, 120-277V PHOTOCONTROL	080083760329	13.34	1	48				•	MX	
Small Trunnion Mount												
	NFFLD-S-C15-T-UNV	NIGHT FALCON SMALL, 52W, 4000K, 120-277V, 6X6, TRUNNION, CARBON BRONZE	080083760275	13.34	1	36				•	MX	
	NFFLD-S-C70-T-UNV	NIGHT FALCON SMALL, 20W, 4000K, 120-277V, 6X6, TRUNNION, CARBON BRONZE	080083760299	25	1	48				•	US	
	NFFLD-S-C15-T-UNV-PC2	NIGHT FALCON SMALL, 52W, 4000K, 120-277V, 6X6, TRUNNION, CARBON BRONZE, 208-277V PHOTOCONTROL	080083788200	13.34	1	48					MX	
Slipfitter Mount												
	VS/NFFLD	NIGHT FALCON, LED FLOODLIGHT VANDAL SHIELD	080083747993	1	1	126				•	MX	
	WG/NFFLD	NIGHT FALCON, LED FLOODLIGHT WIRE GUARD	080083748006	1	1	126				•	MX	
	TS2/NFFLD-CB	NIGHT FALCON, LED FLOODLIGHT TOP AND SIDE VISOR, CARBON BRONZE	080083736270	2.1	1	72				•	MX	
	NFFLD-C40-S	NIGHT FALCON, 129W, 4000K, 120-277V, 6X6, SLIPFITTER, CARBON BRONZE	080083801206	19.75	1	20	•	•	•	•	•	MX
	NFFLD-C40-E-UNV-66-S-CB-PER	NIGHT FALCON, 128W, 4000K, 120-277V, 6X6, SLIPFITTER, 3 PIN PHOTOCONTROL CARBON BRONZE	080083813391	24.96	1	16				•	MX	
	NFFLD-C25-S	NIGHT FALCON, 85W, 4000K, 120-277V, 6X6, SLIPFITTER, CARBON BRONZE	080083801244	19.752	1	20	•	•	•	•	•	MX
	NFFLD-S-C15-D-UNV-66-T-CB-7050	NIGHT FALCON SMALL, 5900 LUMENS,70 CRI, 5000K, DIMMING 120-277 V, 6X6, TRUNNION,CARBON BRONZE	080083151646	13.34	1	48				•	MX	
	NFFLD-C40-E-480-66-S-CB	NIGHT FALCON, 16900 LUMENS, 5000K, NON-DIMMING, 480V, 6X6, SLIPFITTER, CARBON BRONZE	080083815371	24.96	1	16				•	MX	
	NFFLD-C25-E-UNV-66-S-CB-PER	NIGHT FALCON, 85W, 4000K, 120-277V, 6X6, SLIPFITTER, 3 PIN PHOTOCONTROL CARBON BRONZE	080083147106	24.96	1	16				•	US	
	NFFLD-C40-D-UNV-66-S-CB-7050	NIGHT FALCON, 16900 LUMENS, 5000K,DIMMING, 120-277V, 6X6, SLIPFITTER, CARBON BRONZE	080083151585	24.96	1	16				•	MX	
Trunnion Mount												
	NFFLD-C40-T	NIGHT FALCON, 129W, 4000K, 120-277V, 6X6, TRUNNION, CARBON BRONZE	080083801183	19.75	1	20	•	•	•	•	•	MX
	NFFLD-C25-T	NIGHT FALCON, 85W, 4000K, 120-277V, TRUNNION, CARBON BRONZE	080083801220	19.752	1	24	•	•	•	•	•	MX
	NFFLD-C40-E-UNV-66-T-CB-PER	NIGHT FALCON, 1298, 4000K, 120-277V, 6X6, TRUNNION, 3 PIN PHOTOCONTROL, CARBON BRONZE	080083813407	24.96	1	40				•	MX	
Large Slipfitter Mount												
	NFFLD-L-C100-S	NIGHT FALCON LARGE, 252W, 4000K, 120-277V, 6X6, SLIPFITTER, CARBON BRONZE	080083800889	48.5	1	6				•	MX	
	NFFLD-L-C75-S	NIGHT FALCON LARGE, 179W, 4000K, 120-277V, 6X6, SLIPFITTER, LARGE, CARBON BRONZE	080083800964	48.5	1	6				•	MX	
	NFFLD-L-C100-D-UNV-66-S-CB-7050	NIGHT FALCON LARGE, 33900 LUMENS,70 CRI, 5000K, DIMMING 120-277 V, 6X6, SLIPFITTER,CARBON BRONZE	080083151608	48.5	1	6				•	MX	
	NFFLD-L-C100-D-480-66-S-CB	NIGHT FALCON LARGE, 33900 LUMENS, 4000K, DIMMING 480V, 6X6, SLIPFITTER,CARBON BRONZE	080083151615	48.5	1	6				•	MX	
	NFFLD-L-C100-D-480-66-S-CB-7050	NIGHT FALCON LARGE, 33900 LUMENS,70 CRI, 5000K, DIMMING 480V, 6X6, SLIPFITTER,CARBON BRONZE	080083151561	48.5	1	6				•	MX	
Large Trunnion Mount												
	NFFLD-L-C100-T	NIGHT FALCON LARGE, 252W, 4000K, 120-277V, 6X6, TRUNNION, CARBON BRONZE	080083800902	48.5	1	6	•	•	•	•	•	MX
	NFFLD-L-C75-T	NIGHT FALCON LARGE, 179W, 4000K, 120-277V, 6X6, TRUNNION, LARGE, CARBON BRONZE	080083800988	48.5	1	6				•	MX	
	NFFLD-L-C100-D-UNV-66-T-CB-7050	NIGHT FALCON LARGE, 33900 LUMENS,70 CRI, 5000K, DIMMING 120-277V, 6X6, TRUNNION,CARBON BRONZE	080083151592	48.5	1	6				•	MX	

CATALOG NUMBER	DESCRIPTION	UPC CODE	WEIGHT	CASE QTY	PALLET					COO		
					NJ	TX	IL	CA	GA			
Crosstour Floodlight												
	Knuckle Mount											
	XTORFLD-KNC	CROSSTOUR, KNUCKLE FLOODLIGHT KIT CARBON BRONZE, INCLUDES 1/2" KNUCKLE PLATE, SMALL AND LARGE VISOR AND IMPACT SHIELD. CROSSTOUR LUMINAIRE SOLD SEPARATELY.	080083619115	1.352	12	576	•	•	•	•	CN	
	XTORFLD-KNC-WT	CROSSTOUR, KNUCKLE FLOODLIGHT KIT SUMMIT WHITE, INCLUDES 1/2" KNUCKLE PLATE, SMALL AND LARGE VISOR AND IMPACT SHIELD. CROSSTOUR LUMINAIRE SOLD SEPARATELY.	080083619139	1.421	4	120				•	CN	
	Trunnion Mount											
	XTORFLD-TRN	CROSSTOUR, TRUNNION FLOODLIGHT KIT CARBON BRONZE, INCLUDES TRUNNION BRACKET, SMALL AND LARGE VISOR AND IMPACT SHIELD. CROSSTOUR LUMINAIRE SOLD SEPARATELY.	080083619153	1.88	12	432	•	•	•	•	CN	
Warrior												
	Trunnion - High Pressure Sodium											
	WS40	WARRIOR FLOODLIGHT 400W HPS MULTI-TAP TRUNNION W/LAMP BRONZE	662400117360	38	1	24				•	CN;US	
Tracer Large LED Floodlight												
	Knuckle Mount											
	TCRL15S	TRACER LARGE, 12W, SPOT DISTRIBUTION, 1,500 LUMENS, 120-277V, 12W, 4000K	080083884773	4.76	4	144	•			•	•	CN
	TCRL26S	TRACER LARGE, 25W, SPOT DISTRIBUTION, 2,718 LUMENS, 120-277V, 25W, 4000K	080083884810	4.76	4	144				•	•	CN
	TCRL15M	TRACER LARGE, 12W, MEDIUM DISTRIBUTION, 1,630 LUMENS, 120-277V, 12W, 4000K	080083884872	4.76	4	144	•			•	•	CN
	TCRL20M	TRACER LARGE, 18W, MEDIUM DISTRIBUTION, 2,215 LUMENS, 120-277V, 18W, 4000K	080083884896	4.76	4	144	•			•	•	CN
	TCRL26M	TRACER LARGE, 25W, MEDIUM DISTRIBUTION, 2,953 LUMENS, 120-277V, 25W, 4000K	080083884919	4.76	4	144				•	•	CN
	TCRL20S	TRACER LARGE, 18W, SPOT DISTRIBUTION, 2,039 LUMENS, 120-277V, 18W, 4000K	080083884797	4.76	4	144				•	•	CN
	TCRL15W	TRACER LARGE, 12W, LARGE DISTRIBUTION, 1,657 LUMENS, 120-277V, 12W, 4000K	080083884971	4.76	4	144	•			•	•	CN
	TCRL20W	TRACER LARGE, 18W, LARGE DISTRIBUTION, 2,251 LUMENS, 120-277V, 18W, 4000K	080083884995	4.76	4	144	•			•	•	CN
	TCRL26W	TRACER LARGE, 25W, LARGE DISTRIBUTION, 3,002 LUMENS, 120-277V, 25W, 4000K	080083885015	4.76	4	144	•			•	•	CN
Tracer Small LED Floodlight												
	Knuckle Mount											
	TCRS5S	TRACER SMALL, 5W, SPOT DISTRIBUTION, 530 LUMENS, 120-277V, 5W, 4000K	080083884438	2.45	6	360	•			•	•	CN
	TCRS5W	TRACER SMALL, 5W, LARGE DISTRIBUTION, 561 LUMENS, 120-277V, 5W, 4000K	080083884933	2.45	6	360	•			•	•	CN
	TCRS8W	TRACER SMALL, 8W, LARGE DISTRIBUTION, 860 LUMENS, 120-277V, 8W, 4000K	080083884957	2.45	6	360	•			•	•	CN
	TCRS8S	TRACER SMALL, 8W, SPOT DISTRIBUTION, 812 LUMENS, 120-277V, 8W, 4000K	080083884452	2.45	6	360	•			•	•	CN
	TCRS5M	TRACER SMALL, 5W, MEDIUM DISTRIBUTION, 552 LUMENS, 120-277V, 5W, 4000K	080083884834	2.45	6	360	•			•	•	CN
	TCRS8M	TRACER SMALL, 8W, MEDIUM DISTRIBUTION, 846 LUMENS, 120-277V, 8W, 4000K	080083884858	2.45	6	360	•			•	•	CN
Parking/Canopy												
Quadcast - LED												
	Quadcast - LED											
	QDCOV	QUADCAST COVER	080083727261	1.716	12	144				•	CN	
	QDCAST1B	QUADCAST LED PARKING GARAGE/CANOPY, 56W, HINGED DOOR. UNIVERSAL MOUNTING PLATE, 4-LED OPTICAL PANELS, 120V-277V, 4000K, CONCRETE GREY	080083632749	8.8	4	48	•	•		•	•	CN
	Quadcast Birdguard											
	QDPBG	QUADCAST LED PARKING GARAGE, 6" PENDANT BIRD GUARD	080083650989	1.95	1	36				•	US	

CATALOG NUMBER	DESCRIPTION	UPC CODE	WEIGHT	CASE QTY	PALLET QTY	COO				
						NJ	TX	IL	CA	GA

Canopy

Canopy Slim Low Profile



LED 40-55W

CLCSLED-40-SM-UNV	LED CANOPY LUMINAIRE, 36W, 120-277V, 4000K	080083776061	6.2	6	48	•	•	•	•	•	•	CN
CLCSLED-40-SM-UNV-7050	LED CANOPY LUMINAIRE, 36W, 120-277V, 5000K	080083776184	6.85	6	144		•			•		CN
CLCSLED-40-SM-UNV-BPC	LED CANOPY LUMINAIRE, 36W, 120-277V, 4000K, PC	080083776269	7	6	72					•	•	CN
CLCSLED-55-SM-UNV	LED CANOPY LUMINAIRE, 56W, 120-277V, 4000K	080083776085	7	6	72					•	•	CN
CLCSLED-55-SM-UNV-7050	LED CANOPY LUMINAIRE, 56W, 120-277V, 5000K	080083776207	7.4	6	72					•	•	CN
CLCSLED-55-SM-UNV-BPC	LED CANOPY LUMINAIRE, 56W, 120-277V, 4000K, PC	080083776283	0.1	1	144	•					•	CN
CLCSPEND	LED CANOPY LUMINAIRE PENDANT MOUNT KIT	080083776344	0.1	1	16						•	CN



LED 86-117W

CLCSLED-117-SM-UNV	LED CANOPY LUMINAIRE, 121W, 120-277V, 4000K	080083776160	14.8	1	45	•		•	•	•		CN
CLCSLED-117-SM-UNV-7050	LED CANOPY LUMINAIRE, 121W, 120-277V, 5000K	080083776245	14.6	1	42	•	•	•	•	•	•	CN
CLCSLED-117-SM-UNV-BPC	LED CANOPY LUMINAIRE, 121W, 120-277V, 4000K, PC	080083776320	0.1	1	44	•	•	•	•	•	•	CN
CLCSLED-86-SM-UNV	LED CANOPY LUMINAIRE, 92W, 120-277V, 4000K	080083776108	14.4	1	54						•	CN
CLCSLED-86-SM-UNV-7050	LED CANOPY LUMINAIRE, 92W, 120-277V, 5000K	080083776221	14.6	1	54	•				•	•	CN
CLCSLED-86-SM-UNV-BPC	LED CANOPY LUMINAIRE, 92W, 120-277V, 4000K, PC	080083776306	0.1	1	44	•	•	•	•	•	•	CN


Area / Site

Prevail LED XL




LED

PRVS-XL-C75-UNV-T3	PREVAIL XL LED AREA/SITE, 176W, 26,120 LUMENS, T3, 4000K, 120-277V, STANDARD MOUNTING ARM, BRONZE, DIMMING	080083906499	41	1	8	•		•		•		MX
PRVS-XL-C75-UNV-T4	PREVAIL XL LED AREA/SITE, 176W, 26,098 LUMENS, T4, 4000K, 120-277V, STANDARD MOUNTING ARM, BRONZE, DIMMING	080083906512	41	1	8	•		•		•		MX
PRVS-XL-C100-UNV-T3	PREVAIL XL LED AREA/SITE, 217W, 31,061 LUMENS, T3, 4000K, 120-277V, STANDARD MOUNTING ARM, BRONZE, DIMMING	080083906536	41	1	8	•		•		•		MX
PRVS-XL-C100-UNV-T4	PREVAIL XL LED AREA/SITE, 217W, 31,035 LUMENS, T4, 4000K, 120-277V, STANDARD MOUNTING ARM, BRONZE, DIMMING	080083906550	41	1	8	•		•		•		MX
PRVS-XL-C125-UNV-T3	PREVAIL XL LED AREA/SITE, 264W, 36,305 LUMENS, T3, 4000K, 120-277V, STANDARD MOUNTING ARM, BRONZE, DIMMING	080083906574	41	1	8	•		•		•		MX
PRVS-XL-C125-UNV-T4	PREVAIL XL LED AREA/SITE, 264W, 36,274 LUMENS, T4, 4000K, 120-277V, STANDARD MOUNTING ARM, BRONZE, DIMMING	080083906598	41	1	8	•		•		•		MX
PRVS-XL-C150-UNV-T3	PREVAIL XL LED AREA/SITE, 285W, 41,124 LUMENS, T3, 4000K, 120-277V, STANDARD MOUNTING ARM, BRONZE, DIMMING	080083906611	41	1	8	•		•		•		MX
PRVS-XL-C150-UNV-T4	PREVAIL XL LED AREA/SITE, 285W, 41,089 LUMENS, T4, 4000K, 120-277V, STANDARD MOUNTING ARM, BRONZE, DIMMING	080083906635	41	1	8	•		•		•		MX
PRVS-XL-C175-UNV-T3	PREVAIL XL LED AREA/SITE, 346W, 48,610 LUMENS, T3, 4000K, 120-277V, STANDARD MOUNTING ARM, BRONZE, DIMMING	080083906659	41	1	8	•		•		•		MX
PRVS-XL-C175-UNV-T4	PREVAIL XL LED AREA/SITE, 346W, 48,569 LUMENS, T4, 4000K, 120-277V, STANDARD MOUNTING ARM, BRONZE, DIMMING	080083906673	41	1	8	•		•		•		MX

CATALOG NUMBER	DESCRIPTION	UPC CODE	WEIGHT	CASE QTY	PALLET					COO		
					QTY	NJ	TX	IL	CA		GA	
Prevail LED												
	LED											
PRVS-A40-UNV-T3-MSP/DIM-L30	PREVAIL LED AREA/SITE, 143W, 15,100 LUMENS, T3, 4000K, 120-277V, STANDARD MOUNTING ARM, BRONZE, DIMMING AND OCCUPANCY CENTER	080083745739	15	1	16					•	US	
PRVS-A25-UNV-T3-MSP/DIM-L30	PREVAIL LED AREA/SITE, 87W, 10,200 LUMENS, T3, 4000K, 120-277V, STANDARD MOUNTING ARM, BRONZE, DIMMING AND OCCUPANCY SENSOR	080083745722	18.55	1	16					•	MX	
PRVS-A15-UNV-T3-MSP/DIM-L30	PREVAIL LED AREA/SITE, 57W, 6,100 LUMENS, T3, 4000K, 120-277V, STANDARD MOUNTING ARM, BRONZE, DIMMING AND OCCUPANCY SENSOR	080083745715	18.55	1	16					•	MX	
PRV-A25-D-UNV-T5-SA-BZ	PREVAIL LED AREA/SITE, 87W, 10,200 LUMENS, T5, 4000K, 120-277V, STANDARD MOUNTING ARM, BRONZE	080083774630	18.55	1	16					•	MX	
PRV-A15-D-UNV-T5-SA-BZ	PREVAIL LED AREA/SITE, 57W, 6,100 LUMENS, T5, 4000K, 120-277V, STANDARD MOUNTING ARM, BRONZE	080083774623	18.55	1	16					•	MX	
PRV-A40-D-UNV-T5-SA-BZ	PREVAIL LED AREA/SITE, 143W, 14600 LUMENS, T5, 4000K, 120-277V, STANDARD MOUNTING ARM, BRONZE	080083774647	18.55	1	16					•	MX	
PRVS-A60-UNV-T3-MSP/DIM-L30	PREVAIL LED AREA/SITE, 163W, 18,992 LUMENS, T3, 4000K, 120-277V, STANDARD MOUNTING ARM, BRONZE, OCCUPANCY AND DIMMING	080083773732	18.55	1	16					•	US	
PRVS-A60-UNV-T4-MSP/DIM-L30	PREVAIL LED AREA/SITE, 163W, 18,935 LUMENS, T4, 4000K, 120-277V, STANDARD MOUNTING ARM, BRONZE, DIMMING AND OCCUPANCY SENSOR	080083788163	18.55	1	16					•	MX	
PRVS-C15-UNV-T3	PREVAIL LED AREA/SITE, 53W, 7,000 LUMENS, T3, 4000K, 120-277V, STANDARD MOUNTING ARM, BRONZE	080083897261	16.55	1	14	•				•	•	MX
PRVS-C15-UNV-T4	PREVAIL LED AREA/SITE, 53W, 7,000 LUMENS, T4, 4000K, 120-277V, STANDARD MOUNTING ARM, BRONZE	080083897285	16.6	1	14	•				•	•	MX
PRVS-C25-UNV-T3	PREVAIL LED AREA/SITE, 95W, 13,000 LUMENS, T3, 4000K, 120-277V, STANDARD MOUNTING ARM, BRONZE	080083897308	17	1	16	•	•	•	•	•	•	MX
PRVS-C25-UNV-T3-MSP/DIM-L30	PREVAIL LED AREA/SITE, 95W, 13,000 LUMENS, T3, 4000K, 120-277V, STANDARD MOUNTING ARM, BRONZE, DIMMING AND OCCUPANCY SENSOR	080083897315	14	1	16					•	•	MX
PRVS-C25-UNV-T4	PREVAIL LED AREA/SITE, 95W, 13,000 LUMENS, T4, 4000K, 120-277V, STANDARD MOUNTING ARM, BRONZE	080083897322	17.3	1	16	•	•	•	•	•	•	MX
PRVS-C40-UNV-T3	PREVAIL LED AREA/SITE, 132W, 17,000 LUMENS, T3, 4000K, 120-277V, STANDARD MOUNTING ARM, BRONZE	080083897346	18.5	1	14	•	•	•	•	•	•	MX
PRVS-C40-UNV-T3-MSP/DIM-L30	PREVAIL LED AREA/SITE, 132W, 17,000 LUMENS, T3, 4000K, 120-277V, STANDARD MOUNTING ARM, BRONZE, DIMMING AND OCCUPANCY SENSOR	080083897353	18.75	1	12					•	•	MX
PRVS-C40-UNV-T4	PREVAIL LED AREA/SITE, 132W, 17,000 LUMENS, T4, 4000K, 120-277V, STANDARD MOUNTING ARM, BRONZE	080083897360	17.6	1	16	•	•	•	•	•	•	MX
PRVS-C60-UNV-T3	PREVAIL LED AREA/SITE, 172W, 20,000 LUMENS, T3, 4000K, 120-277V, STANDARD MOUNTING ARM, BRONZE	080083897384	14	1	14	•	•	•	•	•	•	MX
PRVS-C60-UNV-T3-MSP/DIM-L30	PREVAIL LED AREA/SITE, 172W, 20,000 LUMENS, T3, 4000K, 120-277V, STANDARD MOUNTING ARM, BRONZE, DIMMING AND OCCUPANCY SENSOR	080083897414	14	1	16					•	•	MX
PRVS-C60-UNV-T4	PREVAIL LED AREA/SITE, 172W, 20,000 LUMENS, T4, 4000K, 120-277V, STANDARD MOUNTING ARM, BRONZE	080083897421	18.75	1	14	•	•	•	•	•	•	MX
PRVS-C60-UNV-T4-MSP/DIM-L30	PREVAIL LED AREA/SITE, 172W, 20,000 LUMENS, T4, 4000K, 120-277V, STANDARD MOUNTING ARM, BRONZE, DIMMING AND OCCUPANCY SENSOR	080083897438	14	1	16					•	•	MX

Caretaker LED Area Luminaire

	Full-cutoff-LED											
CTKR1A-D-UNV	CARETAKER LED AREA LUMINAIRE, 50W, 120-277V, DIMMING, 5000K, PHOTOCONTROL, UNIVERSAL MOUNTING BRACKET	080083788385	7.098	3	24					•	MX	
CTKR1B	CARETAKER 29W, 4500LM, UNV, DIMMING, PHOTOCONTROL	080083865390	7.1	1	48	•	•	•	•	•	•	CN
CTKR2B	CARETAKER 50W, 7100LM, UNV, DIMMING, PHOTOCONTROL	080083865406	7.1	1	40	•	•	•	•	•	•	CN
CTKR3B	CARETAKER 71W, 9700LM, UNV, DIMMING, PHOTOCONTROL	080083865413	7.1	1	48	•	•	•	•	•	•	CN

CATALOG
NUMBER

DESCRIPTION

UPC CODE WEIGHT QTY CASE PALLET
QTY NJ TX IL CA GA COO

All Pro Outdoor Security & Worklights

Area

LAL30BPCT



LED

LAL30BPCT

LED AREA, 3300 LM, 5000K BZ, TWIST LOCK PC 080083803651

1 2 48

CN

AL7550LPCBZ

LED

AL7550LPCBZ

LED AREA LIGHT, 3-PIN NEMA PHOTOCELL,
BRONZE

080083837076

3.72 2 72

CN

Entry

FW26PCI

Fluorescent

FW26PCI

26W FLUORESCENT WALL PACK, BRONZE

080083707300

3.3 2 54

CN

LEL10WPCI

LED

LEL10WPCI

LED ENTRY, 600 LM, 5000K, WH, INTEGRAL PC

080083808830

1.5 2 240

US

OPNLED

LED

OPNLED

LED OPEN SIGN

080083719426

2.2 2 72

CN

Floodlight

LFS1L30BPCI



LED

LFS1L30BPCI

SINGLE FLOOD, 3100 LM WITH INTEGRAL PC

080083803620

1 2 150

CN

LFO2L20BPCI

LED

LFO2L20BPCI

ROUND BRONZE TWIN FLOOD, 1600 LUMENS,
5000K CCT

080083803613

1.3 2 280

CN

FHS303TW

LED

FHS303TW





TRIPLE LED FLOOD, SELECTABLE CCT, WHITE

080083810413

3.53 2 150

CN

CATALOG NUMBER	DESCRIPTION	UPC CODE	WEIGHT	CASE QTY	PALLET					COO	
					NJ	TX	IL	CA	GA		
FSL203TB											
 FSL203TB	LED LARGE SINGLE LED FLOOD, SELECTABLE COLOR TEMP (3000K-5000K), BRONZE	080083809677	2.3	2	180	•			•	•	CN
FSL203TIB											
FSL203TIB	LED LARGE SINGLE LED FLOOD, SELECTABLE CCT, PHOTOCONTROL, BRONZE	080083809691	2.3	2	288					•	CN
FSL203TW											
 FSL203TW	LED LARGE SINGLE LED FLOOD, SELECTABLE CCT, WHITE	080083809738	2.3	2	180	•			•	•	CN
FSL203TIW											
FSL203TIW	LED SINGLE HEAD WHITE DUSK TO DAWN LED FLOOD LIGHT WITH SELECTABLE COLOR TEMPERATURE	080083809714	2.3	2	288					•	CN
FSL2030LW											
 FSL2030LWH	LED LED LARGE-HEAD SECURITY FLOOD, 1950 LUMENS, 5000K DAYLIGHT, SWITCH CONTROLLED, WHITE	080083774531	0.8	2	180				•	•	CN
FSL2850LPCH											
FSL2850LPCH	LED LED LARGE-HEAD SECURITY FLOOD LIGHT WITH DUSK TO DAWN PHOTOCCELL, 3100 LUMENS, 5000K DAYLIGHT, BRONZE	080083774500	1.3	2	150				•		CN
FSL303TB											
FSL303TB	LED LARGE SINGLE HIGH OUTPUT LED FLOOD, SELECTABLE CCT, BRONZE	080083809752	2.3	2	180				•	•	CN
FSL303TIB											
FSL303TIB	LED LARGE SINGLE HIGH OUTPUT LED FLOOD, SELECTABLE CCT, PHOTOCONTROL, BRONZE	080083809776	2.3	2	150				•	•	CN
FSL303TW											
FSL303TW	LED LARGE SINGLE HIGH OUTPUT LED FLOOD, SELECTABLE CCT, WHITE	080083809813	2.3	2	150				•	•	CN

CATALOG NUMBER	DESCRIPTION	UPC CODE	WEIGHT	CASE		PALLET						COO
				QTY	QTY	NJ	TX	IL	CA	GA		
FSL303TIW												
LED FSL303TIW	SINGLE LARGE HEAD LED DUSK TO DAWN FLOOD, SELECTABLE CCT, INTEGRATED PHOTOCONTROL, WHITE	080083809790	2.3	2	288							CN
FSL503TB												
 LED FSL503TB	SECURITY FLOOD, LARGE SINGLE, 3000K, 4000K, 5000K, 5800 LUMENS, 52W, 120-277V	080083867110	3.26	2	120							CN
FSL503TW												
 LED FSL503TW	SECURITY FLOOD, LARGE SINGLE, 3000K, 4000K, 5000K, 5800 LUMENS, 52W, 120-277V	080083867158	3.26	2	96							CN
FSL503TIW												
 LED FSL503TIW	SECURITY FLOOD, LARGE SINGLE WITH PC, 3000K, 4000K, 5000K, 5800 LUMENS, 52W, 120-277V	080083867134	3.26	2	120							CN
FSL503TIB												
LED FSL503TIB	SECURITY FLOOD, LARGE SINGLE WITH PC, 3000K, 4000K, 5000K, 5800 LUMENS, 52W, 120-277V	080083836062	3.26	2	120							CN
FSS153TIB												
 LED FSS153TIB	SMALL SINGLE LED FLOOD, SELECTABLE CCT, PHOTOCONTROL, BRONZE	080083809851		2	2	288						CN
FSS153TIW												
 LED FSS153TIW	SMALL SINGLE LED FLOOD, SELECTABLE CCT, PHOTOCONTROL, WHITE	080083809974		2	2	288						CN
FSS1530LWH												
LED FSS1530LWH	WHITE LED SMALL-HEAD FLOOD LIGHT, 1475 LUMENS, 5000K	080083774517	0.6	2	240							CN
FSS153TB												
LED FSS153TB	SINGLE SMALL HEAD LED DUSK TO DAWN FLOOD, SELECTABLE CCT, BRONZE	080083809837		2	2	240						CN

CATALOG NUMBER	DESCRIPTION	UPC CODE	WEIGHT	CASE QTY	PALLET QTY	PALLETS					COO
						NJ	TX	IL	CA	GA	
FSS153TW											
LED FSS153TW	SINGLE SMALL HEAD LED DUSK TO DAWN FLOOD, SELECTABLE CCT, WHITE	080083809998	2	2	336				•	•	CN
FT18VCB											
LED FT18VCB	SECURITY FLOOD, TWIN HEAD FLOODLIGHT, BRONZE, 3000K, 4000K, 5000K, 1300 LUMENS, 13W, 120V	080083837090	1.51	2	336				•	•	CN
FT18VCIB											
LED FT18VCIB	SECURITY FLOOD, TWIN HEAD FLOODLIGHT WITH PC, BRONZE, 3000K, 4000K, 5000K, 1300 LUMENS, 13W, 120V	080083837113	1.51	2	336				•	•	CN
FT18VCIW											
LED FT18VCIW	SECURITY FLOOD, TWIN HEAD FLOODLIGHT WITH PC, WHITE, 3000K, 4000K, 5000K, 1300 LUMENS, 13W, 120V	080083837137	1.5	2	336				•	•	CN
FT18VCW											
LED FT18VCW	SECURITY FLOOD, TWIN HEAD FLOODLIGHT, WHITE, 3000K, 4000K, 5000K, 1300 LUMENS, 13W, 120V	080083837151	1.51	2	336				•	•	CN
FT28VCB											
LED FT28VCB	SECURITY FLOOD, TWIN HEAD FLOODLIGHT, BRONZE, 3000K, 4000K, 5000K, 2200 LUMENS, 20W, 120V	080083837175	1.5	2	240				•	•	CN
FT28VCIB											
LED FT28VCIB	SECURITY FLOOD, TWIN HEAD FLOODLIGHT WITH PC, BRONZE, 3000K, 4000K, 5000K, 2200 LUMENS, 20W, 120V	080083840168	1.5	2	240				•	•	CN
FT28VCIW											
LED FT28VCIW	SECURITY FLOOD, TWIN HEAD FLOODLIGHT WITH PC, WHITE, 3000K, 4000K, 5000K, 2200 LUMENS, 20W, 120V	080083837199	2.5	2	336				•	•	CN
FT28VCW											
LED FT28VCW	SECURITY FLOOD, TWIN HEAD FLOODLIGHT, WHITE, 3000K, 4000K, 5000K, 2200 LUMENS, 20W, 120V	080083837212	2.5	2	336				•	•	CN

CATALOG NUMBER	DESCRIPTION	UPC CODE	WEIGHT	CASE QTY	PALLET QTY	NJ	TX	IL	CA	GA	COO
FT1850L											
	LED FT1850L TWIN LED FLOOD, 1000LM, 5000K, BRONZE	080083742295	1.3	4	180				•	•	CN
FT1850LH											
	LED FT1850LH 1000 LM LED FLOOD, 5000K BRONZE	080083774562	1.98	4	180				•	•	CN
FT1850LPC											
	LED FT1850LPC TWIN LED FLOOD, 1000LM, 5000K, PHOTOCONTROL, BRONZE	080083742318	1.3	4	180				•	•	CN
FT1850LW											
	LED FT1850LW TWIN LED FLOOD, 1000LM, 5000K, WHITE	080083742288	1.3	4	180				•	•	CN
FT2850L											
	LED FT2850L TWIN LED FLOOD, 2000LM, 5000K, BRONZE	080083757848	2.05	2	168				•	•	CN
FT2850LW											
	LED FT2850LW TWIN LED FLOOD, 2000LM, 5000K, WHITE	080083757855	2.05	2	168				•	•	CN
FTR1740L											
	LED FTR1740L LED TWIN HEAD FLOODLIGHT, 1600 LUMENS, 5000K CCT, BRONZE	080083705061	1.3	2	240				•	•	 CN
	LED FTR1740LW LED TWIN HEAD FLOODLIGHT, 1600 LUMENS, 5000K CCT, WHITE	080083705078	1.3	2	150				•	•	 CN
	LED FTR1740LPC LED TWIN HEAD FLOODLIGHT WITH PHOTO CONTROL, 1600 LUMENS, 5000K CCT, BRONZE	080083705108	1.3	2	240				•	•	CN
FTS20CB											
	LED FTS20CB SMART BLUETOOTH LED FLOOD LIGHT, ADJUSTABLE CCT (3000K-5000K), BRONZE	080083810475	2.68	2	180				•	•	 CN
FTS20CW											
	LED FTS20CW SMART BLUETOOTH LED FLOOD LIGHT, ADJUSTABLE CCT (3000K-5000K), WHITE	080083810451	2.68	2	180				•	•	 CN

CATALOG NUMBER	DESCRIPTION	UPC CODE	WEIGHT	CASE QTY	PALLET					COO
					NJ	TX	IL	CA	GA	

FTS203TB

LED

FTS203TB	FLOOD TWIN SMALL, 2000 LUMENS, 3000K-5000K SELECTABLE CCT, BRONZE	080083810390	2.73	2	180					•	•	CN
----------	---	--------------	------	---	-----	--	--	--	--	---	---	----

FTS203TW

LED

FTS203TW	FLOOD TWIN SMALL, 2000 LUMENS, 3000K-5000K SELECTABLE CCT, WHITE	080083810383	2.73	2	180					•		CN
----------	--	--------------	------	---	-----	--	--	--	--	---	--	----

Revolve™ Floodlight



Twin

ETN-REV235PCW	REVOLVETM FLOOD WITH PC, 3500K TWIN WHITE	080083722068	4.54	2	150					•		CN
ETN-REV250F	REVOLVETM FLOOD, 5000K TWIN BRONZE	080083721993	4.54	2	150					•	•	CN
ETN-REV250FW	REVOLVETM FLOOD, 5000K TWIN WHITE	080083721986	4.54	2	150					•		CN
ETN-REV250PC	REVOLVETM FLOOD WITH PC, 5000K TWIN BRONZE	080083722013	4.54	2	150					•	•	CN
ETN-REV250PCW	REVOLVETM FLOOD WITH PC, 5000K TWIN WHITE	080083722006	4.54	2	150					•	•	CN
ETN-REV235FW	REVOLVETM FLOOD, 3500K TWIN WHITE	080083722044	4.54	2	150					•	•	CN



Tri

REV335F	REVOLVETM FLOOD, 3500K TRI BRONZE	080083721931	4.1	2	152					•		CN
ETN-REV335FW	REVOLVETM FLOOD, 3500K TRI WHITE	080083721924	4.1	2	152					•	•	CN

LFD2L30B

LED

LFD2L30B	TWIN FLOOD, 2000 LM, 5000K BRONZE	080083803606		1	4	168					•	CN
----------	-----------------------------------	--------------	--	---	---	-----	--	--	--	--	---	----

VT100G



Incandescent

VT100G	100 WATT VAPOR TIGHT FLOODLIGHT	044427550113	2.6	4	320					•	•	CN
--------	---------------------------------	--------------	-----	---	-----	--	--	--	--	---	---	----

WP1050L



LED









ETN-WP1050L	1000 LUMEN LED WALL PACK, FLOOD	080083720668		2	2	240				•	•	CN
-------------	---------------------------------	--------------	--	---	---	-----	--	--	--	---	---	----

WP1850L






LED







WP1850L	1600 LUMEN LED WALL PACK, FLOOD	080083719853		2	2	240				•		CN
---------	---------------------------------	--------------	--	---	---	-----	--	--	--	---	--	----

CATALOG NUMBER	DESCRIPTION	UPC CODE	WEIGHT	CASE QTY	PALLET QTY	NJ	TX	IL	CA	GA	COO
WP1850LPC											
	LED WP1850LPC	1600 LUMEN LED WALL PACK, DUSK TO DAWN	080083720279	2	2	240					CN
Motion Activated											
Revolve™ Motion Activated											
	Twin REV21835MW REV21850MW REV21850M ETN-REV21835M	REVOLVETM 180° MOTION, 3500K TWIN WHITE REVOLVETM 180° MOTION, 5000K TWIN WHITE REVOLVETM 180° MOTION, 5000K TWIN BRONZE REVOLVETM 180° MOTION, 3500K TWIN BRONZE	080083722020 080083721962 080083721979 080083722037	4.54 3.9 4.54 4.54	2 2 2 2	150 150 150 150					CN CN CN CN
MS100PG											
	Halogen MS100PG	110 DEGREE 100W QUARTZ HALOGEN MOTION-ACTIVATED PLUG-IN SECURITY LIGHT	044427351239	2.69	2	120					CN
MS180W											
	Sensor MS180W	180 DEGREE SENSOR 120V 500W MAX. WHITE	044427006337	0.6	4	980					CN
MS180											
	Sensor MS180	180 DEGREE SENSOR 120V 500W MAX. BRONZE	044427006313	0.6	4	980					CN
MS185											
	PAR MS185	180 DEGREE 200W PAR MOTION-ACTIVATED SECURITY FLOODLIGHT, BRONZE	044427006351	1.22	2	360					MY
MS185R											
	PAR MS185R	180 DEGREE 200W PAR MOTION-ACTIVATED SECURITY FLOODLIGHT WITH COVERS, BRONZE	044427006399	1.93	2	210					CN
MS185RW											
	PAR MS185RW	180 DEGREE 200W PAR MOTION-ACTIVATED SECURITY FLOODLIGHT WITH COVERS, WHITE	044427006412	1.93	2	210					CN










CATALOG NUMBER	DESCRIPTION	UPC CODE	WEIGHT	CASE		PALLET					COO	
				QTY	QTY	NJ	TX	IL	CA	GA		
MS185W												
 PAR MS185W	180 DEGREE 200W PAR MOTION-ACTIVATED SECURITY FLOODLIGHT, WHITE	044427006375	1.22	2	350					•	•	MY
MS245RW												
 PAR MS245RW	270 DEGREE 200W PAR MOTION-ACTIVATED SECURITY FLOODLIGHT WITH COVERS, WHITE	044427006573	1.93	2	180					•	•	CN;MY
MS34												
 PAR MS34	110 DEGREE 300W PAR, BLACK	044427351277	0.95	6	252					•	•	CN
MS34W												
 PAR MS34W	110 DEGREE 300W PAR, WHITE	044427351284	0.95	6	336					•	•	CN
MS80												
 Quartz Halogen MS80	110 DEGREE 150W QUARTZ HALOGEN MOTION-ACTIVATED SECURITY FLOODLIGHT, BLACK	044427002360	1.5	2	200					•		CN
MSLED180W												
 LED MSLED180W	180 DEGREE LED MOTION-ACTIVATED SOLAR FLOODLIGHT, WHITE	080083565313	3.35	2	80					•		CN
MSLED300												
 LED MSLED300	120 DEGREE LED MOTION-ACTIVATED SOLAR FLOODLIGHT, BLACK	080083728213	0.89	2	336					•	•	CN
MSS153T18B												
 LED MSS153T18B	SINGLE LED MOTION FLOOD, 180° PIR, SELECTABLE CCT, BRONZE	080083808908	1.07	2	180					•	•	CN
MSS153T18W												
 LED MSS153T18W	SINGLE LED MOTION FLOOD, 180° PIR, SELECTABLE CCT, WHITE	080083810369	1.07	2	240					•		CN

CATALOG NUMBER	DESCRIPTION	UPC CODE	WEIGHT	CASE QTY	PALLET QTY	NJ	TX	IL	CA	GA	COO	
MST18R17L												
LED												
MST18R17LW	LED TWIN HEAD MOTION SENSOR FLOODLIGHT, 1600 LUMENS, 5000K CCT, WHITE	080083703166	1.51	2	150				•	•	CN	
MST18R17L	LED TWIN HEAD MOTION SENSOR FLOODLIGHT, 1600 LUMENS, 5000K CCT, BRONZE	080083703173	3.25	2	150				•	•	CN	
MST18VCB												
LED												
	MST18VCB	SECURITY MOTION, TWIN HEAD FLOODLIGHT, 180° PIR, BRONZE, 3000K, 4000K, 5000K, 1300 LUMENS, 13W, 120V	080083837236	1.51	2	288				•	•	CN
MST18VCW												
LED												
	MST18VCW	SECURITY MOTION, TWIN HEAD FLOODLIGHT, 180° PIR, WHITE, 3000K, 4000K, 5000K, 1300 LUMENS, 13W, 120V	080083837250	1.51	2	288				•	•	CN
MST1850L												
LED												
MST1850L	DUAL-POSITION LED FLOOD 180° MOTION, 5000K TWIN BRONZE	080083727599	1.51	4	180				•	•	CN	
MST28VCB												
LED												
	MST28VCB	SECURITY MOTION, TWIN HEAD FLOODLIGHT, 180° PIR, BRONZE, 3000K, 4000K, 5000K, 2200 LUMENS, 20W, 120V	080083837274	1.51	2	288				•	•	CN
MST28VCW												
LED												
	MST28VCW	SECURITY MOTION, TWIN HEAD FLOODLIGHT, 180° PIR, WHITE, 3000K, 4000K, 5000K, 2200 LUMENS, 20W, 120V	080083837298	1.51	2	288				•	•	CN
MST203T18B												
LED												
	MST203T18B	TWIN LED MOTION FLOOD, 180° PIR, SELECTABLE CCT, BRONZE	080083810161	3.25	2	150				•	•	CN
MST203T18W												
LED												
	MST203T18W	TWIN LED MOTION FLOOD, 180° PIR, SELECTABLE CCT, WHITE	080083810185	3.25	2	150				•	•	CN
MST203T27B												
LED												
MST203T27B	TWIN LED MOTION FLOOD, 270° PIR, SELECTABLE CCT, BRONZE	080083810246	3.25	2	150				•	•	CN	

CATALOG NUMBER	DESCRIPTION	UPC CODE	WEIGHT	CASE		PALLET						COO	
				QTY	QTY	NJ	TX	IL	CA	GA			
MST203T27W													
LED MST203T27W	MOTION SMALL TWIN FLOODLIGHT, 2000 LUMENS, SELECTABLE CCT, 270° MOTION SENSOR, WHITE COLOR	080083810260	3.25	2	150						•	•	 CN
MST20C18B													
LED MST20C18B	180-DEGREE BRONZE SMART BLUETOOTH MOTION ACTIVATED OUTDOOR INTEGRATED LED FLOOD LIGHT WITH TUNABLE COLOR TEMPERATURE	080083810512	2.68	2	150						•	•	 CN
MST20C18W													
LED MST20C18W	180-DEGREE WHITE SMART BLUETOOTH MOTION ACTIVATED LED FLOOD LIGHT WITH TUNABLE COLOR TEMPERATURE	080083810499	2.68	2	150						•	•	 CN

CATALOG NUMBER	DESCRIPTION	UPC CODE	WEIGHT	CASE		PALLET					COO	
				QTY	QTY	NJ	TX	IL	CA	GA		
Worklight												
LED125												
	MIGHT-D-LIGHT, MINI LED125B LED125DS	LED COMPACT FOLDING WORKLIGHT 200-LUMEN MINI COMPACT FOLDING LED WORK LIGHT - DESERT SAND	080083730537 080083730179	0.97 0.95	5 6	180 216					• • • •	CN CN
LED140												
	MIGHT-D-LIGHT LED140	LED RECHARGEABLE FOLDING WORKLIGHT, DARK GRAY	080083707195	1.75	2	120					• •	CN
LED140C												
	MIGHT-D-LIGHT ETN-LED140C	LED RECHARGEABLE FOLDING WORKLIGHT, CAMO	080083707201	1.75	2	120					• •	CN
LED150												
	MIGHT-D-LIGHT LED150	LED RECHARGEABLE STICKLIGHT, DARK GRAY	080083707171	0.9	4	192					•	CN
LED150C												
	MIGHT-D-LIGHT ETN-LED150C	LED RECHARGEABLE STICKLIGHT, CAMO	080083707188	0.9	4	192					•	CN
LED225												
	MIGHT-D-LIGHT LED225	MIGHT D LIGHT MINI RECHARGEABLE WORKLIGHT	080083750702	1.25	6	144					•	CN
SLWP2040M												
	LED SLWP2040M	360-DEGREE MOTION ACTIVATED LED OFF-GRID SOLAR AREA LIGHT, 2400 LUMENS, BRONZE	080083859863	5.7	2	64					• •	CN
WL2540LP												
	LED WL2540LP	2600 LUMEN PORTABLE LED WORKLIGHT	080083700639	3.6	4	96					• •	CN

Dusk to Dawn

CATALOG NUMBER	DESCRIPTION	UPC CODE	WEIGHT	CASE		PALLET				COO			
				QTY	QTY	NJ	TX	IL	CA		GA		
AL3050LPCGY													
	LED AL3050LPCGY	3100 LUMEN LED AREA LIGHT WITH INTEGRATED PHOTO CONTROL, GRAY	080083709977	5.65	2	48	•			•	•	CN	
AL3150LPCBZ													
	LED AL3150LPCBZ	3300 LUMEN LED AREA AND WALL LIGHT WITH REPLACEABLE PHOTO CONTROL, BRONZE	080083746460	1.8	2	60				•	•	CN	
AL3150LPCGY													
	LED AL3150LPCGY	3300 LUMEN LED AREA LIGHT WITH REPLACEABLE PHOTO CONTROL, GRAY	080083746477	1.8	2	60				•	•	•	CN
AL4850LPCBZ													
	LED AL4850LPCBZ	LED AREA LIGHT, INTEGRATED PC, BRONZE	080083837038	3.72	2	72				•	•	CN	
AL5550LPCGY													
	LED AL5550LPCGY	5500 LUMEN LED AREA LIGHT WITH REPLACEABLE PHOTO CONTROL, GRAY	080083734702	7.2	2	32				•		CN	
AL5550LPCIBZ													
	LED AL5550LPCIBZ	5500 LUMEN LED AREA LIGHT WITH INTEGRATED PHOTO CONTROL, BRONZE	080083732067	6.48	2	48				•	•	CN	
AL6501FL													
	Fluorescent AL6501FL	65W FLUORESCENT SECURITY AREA LIGHT WITH PHOTO CONTROL	080083584963	4.4	1	48				•	•	CN	
AL7550LPCGY													
	LED AL7550LPCGY	LED AREA LIGHT, 3-PIN NEMA PHOTOCELL, GRAY	080083837052	3.72	2	90				•	•	CN	
FE0650LPC													
	LED FE0650LPC	650 LUMEN LED JELLY JAR, BRONZE	080083666928	1.75	2	200				•	•	 CN	

CATALOG NUMBER	DESCRIPTION	UPC CODE	WEIGHT	CASE QTY	PALLET QTY	NJ	TX	IL	CA	GA	COO	
FE0650LPCW												
	LED FE0650LPCW FES0650LPCW	738 LED JELLY JAR, WHITE 738 LUMEN LED JELLY JAR, SHORT LENS WHITE	080083666935 080083669097	1.5 1.4	2 2	240 240				• •	• •	CN CN
FE13PC												
	Fluorescent FE13PC	13W FLUORESCENT ENTRY LIGHT WITH PHOTO CONTROL, BRONZE	044427450529	1.3	2	240				•	•	CN
FE13PCW												
	Fluorescent FE13PCW	13W FLUORESCENT ENTRY LIGHT WITH PHOTO CONTROL, WHITE	044427450536	1.3	2	240				•	•	CN
FE1435LPC												
	LED FE1435LPC	BRONZE DUSK TO DAWN LED JELLY JAR AREA LIGHT, 3500K	080083760381	1.68	2	200				•		CN
LEL10BPCI												
	LED LEL10BPCI	LED ENTRY, 600 LM, 5000K, BZ, INTEGRAL PC	080083803644	1.35	2	240					•	CN
WP1135LPC												
	LED WP1135LPC	BRONZE DUSK TO DAWN LED WALL PACK LIGHT, 1100 LUMENS, 3500K	080083760398	2.55	2	120				•	•	CN
WP1150LPC												
	LED WP1150LPC	BRONZE DUSK TO DAWN LED WALL PACK LIGHT, 1270 LUMENS, 5000K	080083754168	2.56	2	120				•	•	CN
Vaportight												
LVL20UG												
	LED LVL20UG VT1730	DIE-CAST ALUMINUM LED VAPORTIGHT, 1400 LUMENS, 3500K CCT GRAY LED VAPOR TIGHT WALL MOUNT FLOOD LIGHT	080083803637 080083757879	2.8 2.8	4 4	192 256				• •	• •	CN CN

CATALOG NUMBER	DESCRIPTION	UPC CODE	WEIGHT	CASE		PALLET					COO	
				QTY	QTY	NJ	TX	IL	CA	GA		
Accessory												
EA24												
<i>Hardware</i>												
EA24	24" EXTENSION ARM	044427000717	2.575	4	240					•	•	CN
FLD-KIT-SFCG												
<i>LED</i>												
FLD-KIT-SFCGNDW	SURFACE MOUNT KIT FOR ALL-PRO LED FLOOD, MOTION, WHITE	080083699612	3.5	48	1296					•	•	HK
PLC13W												
<i>Fluorescent</i>												
PLC13W	13W FLUORESCENT 4-PIN LAMP	044427450345	0.3	4	1440					•		CN
WPFLD-TRN												
<i>LED</i>												
WPFLD-TRN	LED WALL PACK TRUNNION MOUNT KIG	080083724925	1.35	4	576					•	•	CN

CATALOG
NUMBER

DESCRIPTION

UPC CODE WEIGHT QTY CASE PALLET
QTY NJ TX IL CA GA COO

Sure-Lites


LED Remote

Metal Remote Outdoor Rated

	LED Remote SRM13BK SRM13BK	METAL REMOTE, ONE HEAD, 13 FEET COVERAGE, BLACK	080083734047	1.7	6	270	•											CN
	LED Remote SRM13GY SRM13GY	METAL REMOTE, ONE HEAD, 13 FEET COVERAGE, GRAY	080083734061	1.7	6	270												CN
	LED Remote SRM13WH SRM13WH	METAL REMOTE, ONE HEAD, 13 FEET COVERAGE, WHITE	080083734023	1.7	6	270	•			•								CN
	LED Remote SRM25BK SRM25BK	METAL REMOTE, ONE HEAD, 25 FEET COVERAGE, BLACK	080083734160	1.7	6	270												CN
	LED Remote SRM25DBK SRM25DBK	METAL REMOTE, TWO HEAD, 25 FEET COVERAGE, BLACK	080083734108	1.7	6	270	•											CN
	LED Remote SRM25DGY SRM25DGY	METAL REMOTE, TWO HEAD, 25 FEET COVERAGE, GRAY	080083734122	1.7	6	270												CN
	LED Remote SRM25DWH SRM25DWH	METAL REMOTE, TWO HEAD, 25 FEET COVERAGE, WHITE	080083734085	1.43	16	192				•								CN
	LED remote SRM25GY SRM25GY	METAL REMOTE, ONE HEAD, 25 FEET COVERAGE, GRAY	080083734184	1.7	6	270												CN
	LED remote SRM25WH SRM25WH	METAL REMOTE, ONE HEAD, 25 FEET COVERAGE, WHITE	080083734146	1.7	6	270				•								CN
	LED remote SRM30BK SRM30BK	METAL REMOTE, ONE HEAD, 30 FEET COVERAGE, BLACK	080083734283	1.7	6	270												CN

EISA Compliant Pulse Start Products MarketPro Product Country of Origin - as Indicated

Please reference the Cooper Lighting Stock Guide Terms and Conditions page. Pictures are a representation of product categories and may not illustrate the exact skus listed. Product information is subject to change without notice. Consult factory representative for additional information and inventory details. Visit www.cooperlighting.com for more product information.

CATALOG NUMBER	DESCRIPTION	UPC CODE	WEIGHT	CASE		PALLET					COO
				QTY	QTY	NJ	TX	IL	CA	GA	
 LED remote SRM30GY SRM30GY	METAL REMOTE, ONE HEAD, 30 FEET COVERAGE, GRAY	080083734306	1.7	6	270					•	CN
 LED remote SRM30WH SRM30WH	METAL REMOTE, ONE HEAD, 30 FEET COVERAGE, WHITE	080083734269	1.7	6	270				•	•	CN
LED remote SRM50DBK SRM50DBK	METAL REMOTE, TWO HEAD, 50 FEET COVERAGE, BLACK	080083734221	1.7	6	270					•	CN
LED remote SRM50DGY SRM50DGY	METAL REMOTE, TWO HEAD, 50 FEET COVERAGE, GRAY	080083734245	1.7	6	270					•	CN
 LED remote SRM50DWH SRM50DWH	METAL REMOTE, TWO HEAD, 50 FEET COVERAGE, WHITE	080083734207	1.43	16	192					•	CN
LED remote SRM60DGY SRM60DGY	METAL REMOTE, TWO HEAD, 60 FEET COVERAGE, GRAY	080083734368	1.7	6	270					•	CN
 LED remote SRM60DWH SRM60DWH	METAL REMOTE, TWO HEAD, 60 FEET COVERAGE, WHITE	080083734320	1.7	6	270					•	CN
Plastic Remote Outdoor Rated											
LED remote SRP13BK SRP13BK	PLASTIC REMOTE, ONE HEAD, 13 FEET COVERAGE, BLACK	080083733682	1.7	6	270					•	CN
LED remote SRP13GY SRP13GY	PLASTIC REMOTE, ONE HEAD, 13 FEET COVERAGE, GRAY	080083733705	1.7	6	270					•	CN
 LED remote SRP13WH SRP13WH	PLASTIC REMOTE, ONE HEAD, 13 FEET COVERAGE, WHITE	080083733668	1.7	6	270					•	CN
LED remote SRP25BK SRP25BK	PLASTIC REMOTE, ONE HEAD, 25 FEET COVERAGE, BLACK	080083733804	1.7	6	270					•	CN






CATALOG NUMBER	DESCRIPTION	UPC CODE	WEIGHT	CASE		PALLET					COO	
				QTY	QTY	NJ	TX	IL	CA	GA		
LED remote SRP25DBK												
SRP25DBK	PLASTIC REMOTE, TWO HEAD, 25 FEET COVERAGE, BLACK	080083733743	1.43	16	192						•	CN
LED remote SRP25DGY												
SRP25DGY	PLASTIC REMOTE, TWO HEAD, 25 FEET COVERAGE, GRAY	080083733767	1.43	16	192						•	CN
	LED remote SRP25DWH											
SRP25DWH	PLASTIC REMOTE, TWO HEAD, 25 FEET COVERAGE, WHITE	080083733729	1.7	6	270				•			CN
LED remote SRP25GY												
SRP25GY	PLASTIC REMOTE, ONE HEAD, 25 FEET COVERAGE, GRAY	080083733828	1.7	6	270						•	CN
	LED remote SRP25WH											
SRP25WH	PLASTIC REMOTE, ONE HEAD, 25 FEET COVERAGE, WHITE	080083733781	1.7	6	270				•			CN
LED remote SRP30BK												
SRP30BK	PLASTIC REMOTE, ONE HEAD, 30 FEET COVERAGE, BLACK	080083733927	1.7	6	270						•	CN
	LED remote SRP30WH											
SRP30WH	PLASTIC REMOTE, ONE HEAD, 30 FEET COVERAGE, WHITE	080083733903	1.7	6	270						•	CN
LED remote SRP50DBK												
SRP50DBK	PLASTIC REMOTE, TWO HEAD, 50 FEET COVERAGE, BLACK	080083733866	1.7	6	270						•	CN
LED remote SRP50DGY												
SRP50DGY	PLASTIC REMOTE, TWO HEAD, 50 FEET COVERAGE, GRAY	080083733880	1.7	6	270						•	CN
	LED remote SRP50DWH											
SRP50DWH	PLASTIC REMOTE, TWO HEAD, 50 FEET COVERAGE, WHITE	080083733842	1.7	6	270						•	CN
LED remote SRP60DBK												
SRP60DBK	PLASTIC REMOTE, TWO HEAD, 60 FEET COVERAGE, BLACK	080083733989	1.7	6	270						•	CN








CATALOG NUMBER	DESCRIPTION	UPC CODE	WEIGHT	CASE QTY	PALLET QTY	NJ	TX	IL	CA	GA	COO
LED remote SRP60DGY											
SRP60DGY	PLASTIC REMOTE, TWO HEAD, 60 FEET COVERAGE, GRAY	080083734009	1.7	6	270						CN
LED remote SRP60DWH											
SRP60DWH	PLASTIC REMOTE, TWO HEAD, 60 FEET COVERAGE, WHITE	080083733965	1.7	6	270						CN
LED Emergency Light - CU2-LED											
CU2-LED	LED EM, FIXED OPTIC, WHITE PLASTIC HOUSING, NICAD BATTERY	080083745753	1.4	6	270	•		•	•	•	CN
CU2-LEDBK	LED EM, FIXED OPTIC, BLACK PLASTIC HOUSING, NICAD BATTERY	080083808878	1.4	6	270					•	CN
LED Thermoplastic Emergency Light - LEM											
LEM	LED EMERGENCY LIGHT, 2 ADJ HEADS, 29FT	080083757282	1.15	28	504			•		•	US
LEMRO	2 HEAD ROTATABLE OPTIC LED EM, 25FT	080083788422	0.75	6	504					•	CN
LEMSD	TWO HEAD EMERGENCY LIGHT, WHITE COLOR, EAGLE EYE SELF DIAGNOSTIC	080083637409	1.186	28	756	•		•		•	US
LED Thermoplastic Emergency Light - LEM 2 Head Remote											
LEM2	LED EMERGENCY LIGHT, 2 HEAD, 2 HEAD REMOTE CAPABILITY	080083637287	1.9	16	320	•				•	US
LEM2BK	LED EMERGENCY LIGHT, 2 HEAD, 2 HEAD REMOTE CAPABILITY, BLACK	080083637560	2	1	48					•	CN
LED Thermoplastic Emergency Light Remote - LEMR2											
ETN-LEM2	LED REMOTE 2 HEAD	080083637348	0.92	36	864			•			CN
LED Thermoplastic Emergency Light Remote - LEMWR2											
LEMWR2BK	LED REMOTE 2 HEAD, WET LOCATION, BLACK	080083637669	0.6	1	48					•	CN
LED Outdoor Emergency - SELW											
SELW25WH	LED OUTDOOR EMERGENCY LIGHT - 25 FEET OF COVERAGE - WHITE	080083764051	1.6	28	168					•	CN
SELW29WHSD	LED OUTDOOR EMERGENCY LIGHT - 29 FEET OF COVERAGE - WHITE - SELF DIAGNOSTICS	080083764297	1.6	28	168					•	CN
SELW25BK	LED OUTDOOR EMERGENCY LIGHT - 25 FEET OF COVERAGE - BLACK	080083764044	1.6	28	168					•	CN
SELW25	LED OUTDOOR EMERGENCY LIGHT - 25 FEET OF COVERAGE - SILVER	080083763894	1.6	28	224	•				•	CN
SELW29BZSD	LED OUTDOOR EMERGENCY LIGHT - 29 FEET OF COVERAGE - BRONZE - SELF DIAGNOSTICS	080083764273	1.6	28	168					•	CN
SELW25BZ	LED OUTDOOR EMERGENCY LIGHT - 25 FEET OF COVERAGE - BRONZE	080083764037	1.6	28	224	•		•	•	•	CN
SELW29BKSD	LED OUTDOOR EMERGENCY LIGHT - 29 FEET OF COVERAGE - BLACK - SELF DIAGNOSTICS	080083764280	1.6	28	168					•	CN
SELW29SD	LED OUTDOOR EMERGENCY LIGHT - 29 FEET OF COVERAGE - SILVER - SELF DIAGNOSTICS	080083764266	1.6	28	168					•	CN
SELWT29SD	LED OUTDOOR EMERGENCY LIGHT - 29 FEET OF COVERAGE - WIDE TEMP - SILVER - SELF DIAGNOSTICS	080083779963	1.7	28	504					•	CN
SELWT29BZSD	LED OUTDOOR EMERGENCY LIGHT - 29 FEET OF COVERAGE - WIDE TEMP - BRONZE - SELF DIAGNOSTICS	080083779970	1.7	28	504						CN
SELWT29BKSD	LED OUTDOOR EMERGENCY LIGHT - 29 FEET OF COVERAGE - WIDE TEMPERATURE - BLACK - SD	080083779987	1.7	28	504			•		•	CN
SELWT29WHSD	LED OUTDOOR EMERGENCY LIGHT - 29 FEET OF COVERAGE - WIDE TEMP - WHITE - SELF DIAGNOSTICS	080083779994	1.7	28	504					•	CN



**Emergency
Emergency Commercial**



CATALOG NUMBER	DESCRIPTION	UPC CODE	WEIGHT	CASE QTY	PALLET QTY	NJ	TX	IL	CA	GA	COO
LED Emergency Light - SEL17											
 SEL17	LED EM, WHITE PLASTIC HOUSING, NICAD BATTERY, 17FT	080083722143	1.4	6	270	•	•	•	•	•	 CN
SEL17BK	LED EMERGENCY LIGHT, 17 FEET COVERAGE, NICAD BATTERY, BLACK FINISH	080083808861	1.4	6	270	•	•	•	•	•	CN
LED Emergency Light - SEL25, SEL50, SEL60											
 SEL25SD	LED EM, WHITE PLASTIC HOUSING, NICAD BATTERY, SD, 25FT	080083723027	1.8	6	270			•			CN
SEL25	LED EM, WHITE PLASTIC HOUSING, NICAD BATTERY, 25FT	080083736669	1.8	6	270	•	•	•	•	•	 CN
SEL50	LED M, WHITE PLASTIC HOUSING, NICAD BATTERY, 50FT	080083733347	2.2	6	324	•		•			 CN
SEL50SD	LED EM, WHITE POLYCARBONATE, NICAD BAT, 50 FT, SD	080083733361	1.7	6	270	•		•			CN
SEL60R4BKSD	LED EMERGENCY LIGHT, 60 FEET COVERAGE, NICAD BATTERY, BLACK FINISH, SELF-DIAGNOSTIC, 4 WATT REMOTE CAPACITY	080083733460	1.7	6	270					•	CN
SEL60R4SD	LED OUTDOOR EMERGENCY LIGHT - 60 FEET OF COVERAGE - WHITE - REMOTE - SD	080083733446	1.7	6	270					•	CN
SEL60R4	LED OUTDOOR EMERGENCY LIGHT - 60 FEET OF COVERAGE - WHITE - REMOTE	080083733422	3.3	6	216			•	•	•	CN
SEL25BKSD	LED EMERGENCY LIGHT, 25 FEET COVERAGE, NICAD BATTERY, BLACK FINISH, SELF-DIAGNOSTIC	080083723041	1.8	6	270					•	MX
SEL25R10SD	LED OUTDOOR EMERGENCY LIGHT - 25 FEET OF COVERAGE - WHITE - 10W REMOTE - SD	080083733545	3.3	6	216					•	CN
SEL50R7SD	LED EMERGENCY LIGHT, 50 FEET COVERAGE, NICAD BATTERY, WHITE FINISH, SELF-DIAGNOSTIC, 7 WATT REMOTE CAPACITY	080083733620	1.7	6	270					•	CN
SEL50R14SD	LED OUTDOOR EMERGENCY LIGHT - 50 FEET OF COVERAGE - WHITE - 14W REMOTE - SD	080083770588	2.2	6	270					•	CN
SEL60R10SD	LED OUTDOOR EMERGENCY LIGHT - 60 FEET OF COVERAGE - WHITE - 10W REMOTE - SD	080083770595	2.2	6	270					•	CN
SEL25R16SD	LED OUTDOOR EMERGENCY LIGHT - 25 FEET OF COVERAGE - WHITE - 16W REMOTE - SD	080083787074	2.2	6	270					•	CN
SEL50SDSQ	LED EMERGENCY LIGHT, 50 FEET COVERAGE, NICAD BATTERY, WHITE FINISH, SELF-DIAGNOSTIC, SQUARE SHAPE	080083780730	1.7	6	270					•	CN
SEL25SDSQ	LED EMERGENCY LIGHT, 25 FEET COVERAGE, NICAD BATTERY, WHITE FINISH, SELF-DIAGNOSTIC, SQUARE SHAPE	080083780709	1.7	6	270					•	CN
SEL50BKSD	LED EMERGENCY LIGHT, 50 FEET COVERAGE, NICAD BATTERY, BLACK FINISH, SELF-DIAGNOSTIC	080083733408	1.7	6	270					•	CN
LED Emergency Light - SELALED											
SELA29SD	SELA EMERGENCY LIGHT, 120V/277V, 29FT, SELF-DIAGNOSTIC, WHITE	080083807161	2.33	6	96					•	CN
SELA29BKSD	SELA EMERGENCY LIGHT, 120V/277V, 29FT, SELF-DIAGNOSTIC, BLACK	080083807192	2.33	6	96					•	CN
Steel Housing - HR											
HR12117	EMERGENCY LIGHT 9W, 120/277VAC, 12VDC, WHITE SURE-LITES	662401474882	25.75	1	54					•	MX

CATALOG NUMBER	DESCRIPTION	UPC CODE	WEIGHT	CASE QTY	PALLET					COO	
					NJ	TX	IL	CA	GA		
Emergency Architectural											
Die Cast Aluminum Housing - AEL231, AEL246											
	AEL246SD	ARCHITECTURAL EMERGENCY LIGHT, LED, 4600K, SILVER, SELF-DIAGNOSTICS	080083679751	1.13	6	360				•	CN
	AEL231SD	ARCHITECTURAL EMERGENCY LIGHT, LED, 3100K, SILVER, SELF-DIAGNOSTICS	080083681266	1.13	6	360				•	CN
Die Cast Aluminum Housing - AEL231BK, AEL246BK											
	AEL231BKSD	ARCHITECTURAL EMERGENCY LIGHT, LED, 3100K, BLACK, SELF-DIAGNOSTICS	080083679706	1.13	6	360				•	CN
	AEL246BKSD	ARCHITECTURAL EMERGENCY LIGHT, LED, 4600K, BLACK, SELF-DIAGNOSTICS	080083679737	1.13	6	360				•	CN
Die Cast Aluminum Housing - AEL231BZ, AEL246BZ											
	AEL231BZSD	ARCHITECTURAL EMERGENCY LIGHT, LED 3100K, BRONZE, SELF-DIAGNOSTICS	080083679713	1.13	6	360				•	CN
	AEL246BZSD	ARCHITECTURAL EMERGENCY LIGHT, LED, 4600K, BRONZE, SELF-DIAGNOSTICS	080083679744	1.13	6	360				•	CN
Die Cast Aluminum Housing - AEL231WH, AEL246WH											
	AEL231WHSD	ARCHITECTURAL EMERGENCY LIGHT, LED, 3100K, WHITE	080083593897	1.13	6	360				•	CN
	AEL246WHSD	ARCHITECTURAL EMERGENCY LIGHT, LED, 4600K, WHITE, SELF-DIAGNOSTICS	080083679720	1.13	6	360				•	CN
	AEL231WHSD	ARCHITECTURAL EMERGENCY LIGHT, LED, 3100K, WHITE, SELF-DIAGNOSTICS	080083679690	1.13	6	360				•	CN
Die Cast Aluminum Housing - SELDWA											
	SELDW60SD	EMERGENCY LIGHTING LED, DIE CAST HOUSING, WET LOCATION, 58 FEET COVERAGE, SILVER COLOR, SELF SELF-DIAGNOSTIC	080083764303	9.1	2	120			•	•	CN
	SELDW60BKSD	CODE COMPLIANT EMERGENCY FIXTURE FOR WET LOCATION/OUTDOOR USE	080083764310	1.208	2	120			•	•	CN
	SELDW60WHSD	CODE COMPLIANT EMERGENCY FIXTURE FOR WET LOCATION/OUTDOOR USE	080083764327	1.208	2	120			•	•	CN
	SELDWA50SD	2 ROTABLE HEADS, NICAD, SELF DIAG. WET LOCATION, 50 FT. COVERAGE, SILVER	080083826339	3.65	6	240				•	CN
	SELDWA50BZSD	2 ROTABLE HEADS, NICAD, SELF DIAG. WET LOCATION, 50 FT. COVERAGE, BRONZE	080083826360	3.65	6	240				•	 CN
	SELDWTA29SD	2 ROTABLE HEADS, NICAD, SELF DIAG. WET LOCATION, -20 DEGREE TO 55 DEGREE TEMPERATURE, 29 FT. COVERAGE, SILVER	080083826421	3.65	6	240				•	CN
	SELDWTA29BZSD	2 ROTABLE HEADS, NICAD, SELF DIAG. WET LOCATION, -20 DEGREE TO 55 DEGREE TEMPERATURE, 29 FT. COVERAGE, BRONZE	080083826445	3.65	6	240				•	CN
	SELDWTA29BKSD	2 ROTABLE HEADS, NICAD, SELF DIAG. WET LOCATION, -20 DEGREE TO 55 DEGREE TEMPERATURE, 29 FT. COVERAGE, BLACK	080083826469	3.65	6	240				•	CN
	SELDWTA29WHSD	2 ROTABLE HEADS, NICAD, SELF DIAG. WET LOCATION, -20 DEGREE TO 55 DEGREE TEMPERATURE, 29 FT. COVERAGE, WHITE	080083826483	3.65	6	240				•	CN
	SELDWA50BKSD	2 ROTABLE HEADS, NICAD, SELF DIAG. WET LOCATION, 50 FT. COVERAGE, BLACK	080083826384	3.65	6	240				•	CN
	SELDWA50WHSD	2 ROTABLE HEADS, NICAD, SELF DIAG. WET LOCATION, 50 FT. COVERAGE, WHITE	080083826407	3.65	6	240				•	CN
Sheet Metal Housing - SELM											
	SELM60R4SD	SELM EMERGENCY LIGHT, 120V/277V, 60FT, SELF DIAGNOSTIC, WHITE	080083753192	4.8	6	128	•		•	•	CN
	SELMR13SD	LED EMERGENCY LIGHT, NICAD BATTERY, 13 WATTS REMOTE CAPACITY, SELF-DIAGNOSTIC	080083753222	4.2	10	180				•	CN
	SELM25R16SD	LED EM, WHITE METAL HOUSING, NICAD BATTERY, 25FT	080083786329	3.9	6	270				•	CN
	SELM60R10SD	LED EMERGENCY LIGHT, 60 FEET SPACING, NICAD BATTERY, 4 WATTS REMOTE CAPACITY, SELF-DIAGNOSTIC	080083786343	6.1	6	108				•	CN
	SELM80SD	TRIPLE HEAD LED EMERGENCY LIGHT, 80 FT COVERAGE, WHITE	080083835539	5	8	144				•	 CN
Sheet Metal Housing - SELMTG											
	SELMTG60R5BKSD	2 ROTABLE HEADS, NICAD, SELF DIAG. GRID CEILING, 60 FT SPACES, 5 WATTS REMOTE CAPACITY, BLACK	080083823420	7.65	4	168				•	CN
	SELMTG60R5SD	3 ROTABLE HEADS, NICAD, SELF DIAG. GRID CEILING, 60 FT SPACES, 5 WATTS REMOTE CAPACITY, SILVER	080083823406	7.65	4	168				•	 CN

 Indicates EISA Compliant Pulse Start Products  Indicates MarketPro Product Country of Origin - as Indicated

Please reference the Cooper Lighting Stock Guide Terms and Conditions page. Pictures are a representation of product categories and may not illustrate the exact skus listed. Product information is subject to change without notice. Consult factory representative for additional information and inventory details. Visit www.cooperlighting.com for more product information.

CATALOG NUMBER	DESCRIPTION	UPC CODE	WEIGHT	CASE		PALLET					COO	
				QTY	QTY	NJ	TX	IL	CA	GA		
Sheet Metal Housing - SELMREC												
SELMREC25R10SD	RECESSED EMERGENCY LIGHT, 25 FT, 10W REMOTE CAPACITY, SELF-DIAGNOSTIC	080083800483	5.6	4	72						•	CN
SELMREC60R4SD	RECESSED EMERGENCY LIGHT, 60 FT, 4W REMOTE CAPACITY, SELF-DIAGNOSTIC	080083800469	5.6	4	72						•	CN

Retrofit



LED Emergency Battery Pack, 7 Watts													
EBPLED7W	LED BATTERY PACK, 7 WATTS	080083732265	2.95	8	240		•	•	•	•	•	•	CN

LED Emergency Battery Pack, 14 Watts													
EBPLED14W	LED BATTERY PACK, 14 WATTS	080083732272	4.2	6	288	•	•	•	•	•	•	•	CN


Fluorescent Emergency Battery Pack													
EBP1400	EMERGENCY BATTERY PACK FOR FLUORESCENT LAMPS, 1400 LUMENS	080083912162	2.8	6	432						•	•	CN
EBP500	EMERGENCY BATTERY PACK FOR FLUORESCENT LAMPS, 500 LUMENS	080083906741	1.8	6	576		•				•	•	CN

Exit Signs

Exits Signs Commercial - APC and APCH Combo

APC and APCH Combo													
APC7GBK	LED EXIT EMERGENCY COMBO, GREEN LETTERS, BLACK HOUSING, NICAD	080083805396	2.55	8	192						•	•	CN
APCH7GBK	LED EXIT EMERGENCY COMBO WITH TWO 3.6V LED HEADS, GREEN LETTERS, BLACK HOUSING, NICAD	080083805433	2.55	8	192						•	•	CN
APCH7RBK	LED EXIT EMERGENCY COMBO WITH TWO 3.6V LED HEADS, RED LETTERS, BLACK HOUSING, NICAD	080083805419	2.55	8	192						•	•	CN


APC Square Heads													
APCH7RSQ	APC COMBO WITH SQUARE HEAD, SELF POWERED, 120V/277V	080083824908	2.55	8	72	•		•		•			CN
APC7RSQ	LED COMBO UNIT, RED, SQ HEADS	080083824885	3.9	6	72					•	•		CN

CATALOG NUMBER	DESCRIPTION	UPC CODE	WEIGHT	CASE QTY	PALLET					COO	
					QTY	NJ	TX	IL	CA		GA
Exits Signs Commercial - Edge-lit - ECHX											
Edge-lit - ECHX Recessed											
	ECHX2RTWH	CHICAGO EDGE LIT EXIT TRIM, DOUBLE SIDED, RECESSED MOUNT, WHITE	080083665884	4.25	4	64			•		CN
	ECHX7RH	CHICAGO EDGE LIT EXIT HOUSING, SELF POWERED, RECESSED MOUNT	080083665648	4.5	4	120			•		CN
	ECHX1RTALWH	CHICAGO EDGE LIT EXIT TRIM, SINGLE SIDED, RECESSED, ARROW LEFT, WHITE	080083665846	4.25	4	64			•		CN
	ECHX2RTDAWH	CHICAGO EDGE LIT EXIT TRIM, DOUBLE SIDED, RECESSED MOUNT, DOUBLE ARROW, WHITE	080083665907	4.25	4	64			•		CN
	ECHX1RTWH	CHICAGO EDGE LIT EXIT TRIM, SINGLE SIDED, RECESSED, NO ARROW, WHITE	080083665808	4.25	4	64			•		CN
	ECHX2RT	CHICAGO EDGE LIT EXIT TRIM, DOUBLE SIDED, RECESSED MOUNT	080083665747	4.25	4	64			•		CN
	ECHX2RTARLWH	CHICAGO EDGE LIT EXIT TRIM, DOUBLE SIDED, RECESSED MOUNT, ARROW RIGHT/ARROW LEFT, WHITE	080083665921	4.25	4	64			•		CN
	ECHX1RTARWH	CHICAGO EDGE LIT EXIT TRIM, SINGLE SIDED, RECESSED, ARROW RIGHT, WHITE	080083665822	4.25	4	64			•		CN
	ECHX1RTAR	CHICAGO EDGE LIT EXIT TRIM, SINGLE SIDED, RECESSED, ARROW RIGHT	080083665686	4.2	4	64			•		CN
	ECHX2RTARL	CHICAGO EDGE LIT EXIT TRIM, DOUBLE SIDED, RECESSED MOUNT, ARROW RIGHT/ARROW LEFT	080083665785	4.2	4	64			•		CN
	ECHX6RH	CHICAGO EDGE LIT EXIT HOUSING, AC ONLY, RECESSED MOUNT	080083665631	4.5	4	120			•		CN
	ECHX1RTDAWH	CHICAGO EDGE LIT EXIT TRIM, SINGLE SIDED, RECESSED, DOUBLE ARROW, WHITE	080083665860	4.25	4	64			•		CN
	ECHX1RT	CHICAGO EDGE LIT EXIT TRIM, SINGLE SIDED, RECESSED, NO ARROW, BRUSHED ALUMINUM	080083665662	4.2	4	64			•		CN
	ECHX2RTDA	CHICAGO EDGE LIT EXIT TRIM, DOUBLE SIDED, RECESSED MOUNT DOUBLE ARROW	080083665761	4.25	4	64			•		CN
	ECHX1RTAL	CHICAGO EDGE LIT EXIT TRIM, SINGLE SIDED, RECESSED, ARROW LEFT, BRUSHED ALUMINUM	080083665709	4.25	4	64			•		CN






Edge-lit - ECHX Surface

ECHX1ST	CHICAGO EDGE LIT EXIT TRIM, SINGLE SIDED, SURFACE MOUNT, NO ARROW	080083665976	2.3	4	528			•		CN
ECHX1STDA	CHICAGO EDGE LIT EXIT TRIM, SINGLE SIDED, SURFACE MOUNT, DOUBLE ARROW	080083666003	2.15	6	486			•		CN
ECHX7SHA	CHICAGO EDGE LIT EXIT HOUSING, SELF POWERED, SURFACE MOUNT, BRUSHED ALUMINUM	080083896851	3	6	24			•		CN
ECHX1STAL	CHICAGO EDGE LIT EXIT TRIM, SINGLE SIDED, SURFACE MOUNT, ARROW LEFT	080083665990	2.3	4	528			•		CN
ECHX2STARL	CHICAGO EDGE LIT EXIT TRIM, DOUBLE SIDED, SURFACE MOUNT, BRUSHED ALUMINUM, ARROW RIGHT/ARROW LEFT	080083666034	2.15	6	486			•		CN
ECHX2STDA	CHICAGO EDGE LIT EXIT TRIM, DOUBLE SIDED, SURFACE MOUNT, BRUSHED ALUMINUM, DOUBLE ARROW	080083666027	2.3	4	528			•		CN
ECHX7SHWH	CHICAGO EDGE LIT EXIT HOUSING, SELF POWERED, SURFACE MOUNT, WHITE	080083665969	2.9	4	144			•		CN
ECHX6SHA	CHICAGO EDGE LIT EXIT HOUSING, AC ONLY, SURFACE MOUNT, BRUSHED ALUMINUM	080083897063	2.35	4	144			•		CN
ECHX1STAR	CHICAGO EDGE LIT EXIT TRIM, SINGLE SIDED, SURFACE MOUNT, ARROW RIGHT	080083665983	2.3	4	528			•		CN
ECHX2ST	CHICAGO EDGE LIT EXIT TRIM, DOUBLE SIDED, SURFACE MOUNT, BRUSHED ALUMINUM	080083666010	2.15	6	486			•		CN
ECHX6SHWH	CHICAGO EDGE LIT EXIT HOUSING, AC ONLY, SURFACE MOUNT, WHITE	080083665952	2.35	4	144			•		CN

CATALOG NUMBER	DESCRIPTION	UPC CODE	WEIGHT	CASE QTY	PALLET					COO
					QTY	NJ	TX	IL	CA	
Exit Signs Commercial - Edge-lit - EUR Recessed										
<i>Edge-lit - EUR Recessed</i>										
 EUR70R	LED, RECESSED, ALUMINUM HOUSING, UNIVERSAL FACE, RED LETTERS, SELF-POWERED	622697725594	9.15	4	80	•	•	•	•	CN
EUR60R	LED, RECESSED, ALUMINUM HOUSING, UNIVERSAL FACE, RED LETTERS, AC ONLY	622697725617	9.099	4	64	•	•	•	•	CN
EUR70G	LED, RECESSED, ALUMINUM HOUSING, UNIVERSAL FACE, GREEN LETTERS, SELF-POWERED	623960072742	5.905	4	64	•	•	•	•	US
EUR60G	EDGE-LIT EXIT AC ONLY, RECESSED MOUNT, UNIVERSAL FACE, 120-277V	623960072711	3.39	6	144				•	CN
EUR71G	EDGE-LIT EXIT SELF POWERED LAMPS, RECESSED MOUNT, SINGLE SIDED, GREEN LETTERS, 120-277V	080083714650	3.169	6	144				•	CN
EUR72G	EDGE-LIT EXIT SELF POWERED LAMPS, RECESSED MOUNT, DOUBLE SIDED, GREEN LETTERS, 120-277V	080083714643	3.169	6	144				•	CN
EUR61R	EDGE-LIT EXIT AC ONLY, RECESSED MOUNT, SINGLE SIDED, RED LETTERS 120-277V	080083714711	3.169	6	144				•	CN
EUR62R	EDGE-LIT EXIT AC ONLY, RECESSED MOUNT, DOUBLE SIDED, RED LETTERS, 120-277V	080083714704	3.169	6	144				•	CN
EUR72R	EDGE-LIT EXIT SELF POWERED LAMPS, RECESSED MOUNT, DOUBLE SIDED, RED LETTERS, 120-277V	080083714681	3.169	6	144				•	CN

Exit Signs Commercial - Edge-lit - EUS Surface

<i>Edge-lit - EUS Surface</i>										
 EUS60R	LED, SURFACE, ALUMINUM HOUSING, UNIVERSAL FACE, RED LETTERS, AC ONLY	622697725587	6.081	1	27				•	CN
EUR70R	LED, SURFACE, ALUMINUM HOUSING, UNIVERSAL FACE, RED LETTERS, SELF-POWERED	622697725556	6.2	6	108	•	•	•	•	CN
EUS60G	LED, SURFACE, ALUMINUM HOUSING, UNIVERSAL FACE, GREEN LETTERS, AC ONLY	623960072681	6.146	4	176				•	CN
EUS70G	LED, SURFACE, ALUMINUM HOUSING, UNIVERSAL FACE, GREEN LETTERS, SELF-POWERED	623960072728	4.75	6	288	•	•	•	•	CN
EUS71G	EDGE-LIT EXIT SELF POWERED, SURFACE MOUNT, SINGLE SIDED, GREEN LETTER 120-277V	080083714575	3.169	6	144				•	CN
EUS62R	EDGE-LIT EXIT AC ONLY, SURFACE MOUNT, DOUBLE SIDED, RED LETTERS, 120-277V	080083714629	3.169	6	144				•	CN
EUS71R	EDGE-LIT EXIT SELF POWERED, SURFACE MOUNT, SINGLE SIDED, RED LETTERS, 120-277V	080083714612	4.61	4	108				•	CN
EUS62G	EDGE-LIT EXIT AC ONLY, SURFACE MOUNT, DOUBLE SIDED, GREEN LETTERS, 120-277V	080083714582	3.169	6	144				•	CN

CATALOG NUMBER	DESCRIPTION	UPC CODE	WEIGHT	CASE QTY	PALLET QTY	NJ	TX	IL	CA	GA	COO
Exit Signs Commercial - Steel Housing - CHX											
Steel Housing - CHX											
	CHX60	AC ONLY, EXIT SIGN, STEEL HOUSING, WHITE LED EXIT, WITHOUT LENS	080083573615	11.3	1	60					MX
	CHX61	AC ONLY, EXIT SIGN, STEEL HOUSING, WHITE LED EXIT, WITH LENS	080083574629	11.3	1	60					MX
	CHX70	SELF POWERED, EXIT SIGN, STEEL HOUSING, WHITE LED EXIT, WITHOUT LENS	080083576753	11.3	1	96					MX;US
	CHX71	SELF POWERED, EXIT SIGN, STEEL HOUSING, WHITE LED EXIT, WITH LENS	080083567614	6.4	1	120					 CN
	CHX71AR-STAIR	SELF POWERED, CHICAGO EXIT SIGN, WHITE LED, ARROW RIGHT WITH STAIR LENS	080083708192	11.3	1	60					MX
	CHX61AL-STAIR	AC ONLY, EXIT SIGN, STEEL HOUSING, WHITE LED EXIT WITH ARROW LEFT AND STAIR LENS	080083708178	11.3	1	60					MX
	CHX62ARL-STAIR	AC ONLY, EXIT SIGN, STEEL HOUSING, WHITE LED EXIT DOUBLE SIDED, ARROW RIGHT OR LEFT WITH STAIR LENS	080083576722	11.3	1	60					MX
	CHX72DA	SELF POWERED, CHICAGO EXIT, STEEL HOUSING, DOUBLE SIDED, DOUBLE ARROW	080083576708	11.3	1	60					MX
	CHX71AL	SELF POWERED, CHICAGO EXIT, STEEL HOUSING, SINGLE SIDED, ARROW LEFT	080083576647	11.3	1	60					MX
	CHX71DA	SELF POWERED, CHICAGO EXIT, STEEL HOUSING, SINGLE SIDED, DOUBLE ARROW	080083576661	11.3	1	60					MX
	CHX61AR	AC ONLY, EXIT SIGN, STEEL HOUSING, WHITE LED EXIT WITH ARROW RIGHT LENS	080083574650	11.3	1	60					MX
	CHX71AR	SELF POWERED, CHICAGO EXIT, STEEL HOUSING, SINGLE SIDED, ARROW RIGHT	080083576654	11.3	1	60					MX
	CHX62ARL	AC ONLY, EXIT SIGN, STEEL HOUSING, WHITE LED EXIT DOUBLE SIDED, ARROW RIGHT OR LEFT	080083574643	11.3	1	60					MX
	CHX72ARL	SELF POWERED, CHICAGO EXIT, STEEL HOUSING, DOUBLE SIDED, ARROW LEFT	080083576692	11.3	1	60					MX
	CHX61AL	AC ONLY, EXIT SIGN, STEEL HOUSING, WHITE LED EXIT WITH ARROW LEFT	080083574766	11.3	1	60					MX
	CHX72	SELF POWERED, CHICAGO EXIT, STEEL HOUSING, DOUBLE SIDED	080083576685	11.3	1	60					MX
	CHX61-STAIR	AC ONLY, EXIT SIGN, STEEL HOUSING, WHITE LED EXIT WITH STAIR LENS	080083592777	11.3	1	60					MX
	CHX72ARL-STAIR	SELF POWERED, CHICAGO EXIT SIGN, WHITE LED, DOUBLE SIDED, ARROW RIGHT OR LEFT, WITH STAIR LENS	080083651573	11.3	1	60					MX
	CHX71-STAIR	SELF POWERED, CHICAGO EXIT SIGN, WHITE LED, SINGLE SIDED WITH STAIR LENS	080083576678	11.3	1	60					MX
	CHX61DA	AC ONLY, EXIT SIGN, STEEL HOUSING, WHITE LED EXIT WITH DOUBLE ARROW LENS	080083576715	11.3	1	60					MX
	CHX61AR-STAIR	AC ONLY, EXIT SIGN, STEEL HOUSING, WHITE LED EXIT WITH ARROW RIGHT AND STAIR LENS	080083708161	11.3	1	60					MX
	CHX62DA	AC ONLY, EXIT SIGN, STEEL HOUSING, WHITE LED EXIT DOUBLE ARROW	080083576739	11.3	1	60					CN

Exit and Emergency Commercial - Steel Combo - CHX Combo

Steel Combo - CHX Combo

CHXC71	SELF POWERED, EXIT/EMERGENCY LIGHT COMBO, STEEL HOUSING, WHITE LED EXIT, WITH LENS	080083771271	8.2	1	90						 US
--------	--	--------------	-----	---	----	--	--	--	--	--	--

Exit Signs Commercial - Steel Housing - ELE

Steel Housing - ELE

ELE770	POWER TRAY, ELX EDGE-LIT COMPATIBLE	662401278466	2.655	1	216						MX;US
--------	-------------------------------------	--------------	-------	---	-----	--	--	--	--	--	-------

Exit Signs Commercial - Steel Housing - SLX




Steel Housing - SLX

SLX6	LED, WHITE, UNIVERSAL FACE, RED AND GREEN LETTERS, AC ONLY	080083534227	4.063	6	180						CN
------	--	--------------	-------	---	-----	--	--	--	--	--	----



Exit Signs Commercial - Steel Housing - SLX Self Diagnostic

Steel Housing - SLX Self Diagnostic

SLX7SD	SELF-POWERED, EXIT SIGN, STEEL HOUSING, SELF DIAGNOSTIC, UNIVERSAL 2 FACE & RED/GREEN	080083534241	6	6	180						CN
--------	---	--------------	---	---	-----	--	--	--	--	--	----

CATALOG NUMBER	DESCRIPTION	UPC CODE	WEIGHT	CASE QTY	PALLET					COO	
					QTY	NJ	TX	IL	CA		GA
Exit Signs Commercial - Polycarbonate Housing - LPX											
Polycarbonate Housing - LPX											
	LPX6	LED, WHITE HOUSING, UNIVERSAL FACE, RED AND GREEN LETTERS, AC ONLY	080083532742	3.2	6	144	•	•	•	•	CN
	LPX7	LED, WHITE HOUSING, UNIVERSAL FACE, RED AND GREEN LETTERS, SELF-POWERED	080083532773	3.3	6	144	•	•	•	•	CN
	LPX7SD	LED, WHITE HOUSING, UNIVERSAL FACE, RED AND GREEN LETTERS, SELF-POWERED, SELF-DIAGNOSTICS	080083532797	3.57	6	144	•	•	•	•	CN
	LPX7BKSD	SELF-POWERED, EXIT SIGN, THERMOPLASTIC BLACK HOUSING, SELF DIAGNOSTIC, UNIVERSAL 2 FACE & RED OR GREEN	080083532803	3.133	6	144			•	•	CN
	LPX6BK	POLYCARBONATE EXIT, LED, AC ONLY, BLACK FINISH	080083532759	3.2	6	144				•	CN
	LPXW71RSD	OUTDOOR EXIT LED, WITH BATTERY, SINGLE FACE, RED LETTER, SILVER COLOR FINISH, SELF DIAGNOSTICS	080083781607	2.045	6	144				•	CN
	LPXW61GWH	OUTDOOR EXIT LED, AC ONLY, SINGLE FACE, GREEN LETTER, WHITE COLOR FINISH	080083781737	2.045	6	144				•	CN
	LPXW71GWHSD	OUTDOOR EXIT LED, WITH BATTERY, SINGLE FACE, GREEN LETTER, WHITE COLOR FINISH, SELF DIAGNOSTICS	080083781812	2.045	6	144				•	CN
	LPXW72RWHS	OUTDOOR EXIT LED, WITH BATTERY, DOUBLE FACE, RED LETTER, WHITE COLOR FINISH, SELF DIAGNOSTICS	080083781645	2.045	6	144				•	CN
	LPXW61RWH	OUTDOOR EXIT LED, AC ONLY, SINGLE FACE, RED LETTER, WHITE COLOR FINISH	080083781355	2.045	6	144				•	CN
	LPXW61G	OUTDOOR EXIT LED, AC ONLY, SINGLE FACE, GREEN LETTER, SILVER COLOR FINISH	080083781706	2.045	6	144				•	CN
	LPXW61R	OUTDOOR EXIT LED, AC ONLY, SINGLE FACE, RED LETTER, SILVER COLOR FINISH	080083781324	2.045	6	144				•	CN
	LPXW72GWHSD	OUTDOOR EXIT LED, WITH BATTERY, DOUBLE FACE, GREEN LETTER, WHITE COLOR FINISH, SELF DIAGNOSTICS	080083781829	2.045	6	144				•	CN
	LPXW62RWH	OUTDOOR EXIT LED, AC ONLY, DOUBLE FACE, RED LETTER, WHITE COLOR FINISH	080083781577	2.045	6	144				•	CN
	LPXW71GSD	WET LOCATION LED EXIT SIGN, WHITE HOUSING, UNIVERSAL FACE, GREEN LETTERS, SELF-POWERED, SELF DIAGNOSTICS WITH BATTERY	080083781782	0.85	6	480				•	CN
	LPXW62GWH	OUTDOOR EXIT LED, AC ONLY, DOUBLE FACE, GREEN LETTER, WHITE COLOR FINISH	080083781744	2.045	6	144				•	CN
	LPXW72RSD	OUTDOOR EXIT LED, WITH BATTERY, DOUBLE FACE, RED LETTER, SILVER COLOR FINISH, SELF DIAGNOSTICS	080083781614	2.045	6	144				•	CN
	LPXW71RWHS	OUTDOOR EXIT LED, WITH BATTERY, SINGLE FACE, RED LETTER, WHITE COLOR FINISH, SELF DIAGNOSTICS	080083781621	2.045	6	144				•	CN
	LPXC25R3	LED POLYCARBONATE COMBO LIGHT, 25 FEET COVERAGE, 3W, WHITE	080083771165	4.05	6	120				•	CN
	LPXR5BKSD	LED POLYCARBONATE EXIT LIGHT, 5W REMOTE CAPACITY, BLACK, SELF DIAGNOSTICS	080083771196	3.5	6	144				•	CN
	LPXR5SD	LED POLYCARBONATE EXIT LIGHT, 5W REMOTE CAPACITY, WHITE, SELF DIAGNOSTICS	080083771189	3.5	6	144	•	•	•	•	CN
	LPXC25R3BKSD	LED POLYCARBONATE COMBO LIGHT, 25 FEET COVERAGE, 3W, BLACK, SELF DIAGNOSTICS	080083771172	4.05	6	120				•	CN
	LPXC25SD	LED POLYCARBONATE COMBO LIGHT, 25 FEET COVERAGE, WHITE, SELF DIAGNOSTICS	080083769667	4.05	6	120			•	•	CN

Exit and Emergency Commercial - Polycarbonate Combo - LPX Combo

Polycarbonate Combo - LPX Combo											
	LPXC25	LED COMBO, WHITE HOUSING, UNIVERSAL FACE, RED LETTERS, REMOTE CAPACITY	080083770922	4.05	6	120	•	•	•	•	 CN
	LPXC25R3SD	LED COMBO, WHITE HOUSING, UNIVERSAL FACE, RED LETTERS, REMOTE CAPACITY, 25 FOOT COVERAGE	080083770953	4.05	6	120	•	•	•	•	CN
	LPXC25BKSD	LED COMBO, BLACK HOUSING, UNIVERSAL FACE, RED LETTERS, REMOTE CAPACITY, 25 FOOT COVERAGE	080083770939	4.05	6	120				•	CN
	LPXC50SD	LED POLYCARBONATE COMBO LIGHT, 50 FEET COVERAGE, WHITE, SELF DIAGNOSTICS	080083808366	4.05	6	120				•	CN
	LPXC50BKSD	LED POLYCARBONATE COMBO LIGHT, 50 FEET COVERAGE, BLACK, SELF DIAGNOSTICS	080083808380	2.862	6	180				•	CN

Exit Signs Architectural

Circular Exit - ACE

ACE7RSD	ACE EXIT SERIES, SELF POWERED, RED LETTERS, SILVER W/BLACK TRIM, SELF DIAGNOSTIC, 120V/277V	080083834921	8.7	4	24					•	CN
ACE7RBKSD	ACE EXIT SERIES, SELF POWERED, RED LETTERS, BLACK, SELF DIAGNOSTIC, 120V/277V	080083834969	8.7	4	24					•	CN

CATALOG NUMBER	DESCRIPTION	UPC CODE	WEIGHT	CASE		PALLET					COO
				QTY	QTY	NJ	TX	IL	CA	GA	
Die Cast Aluminum Housing - CX											
CX61	LED, BRUSHED ALUMINUM FACE AND BLACK HOUSING, SINGLE FACE, RED AND GREEN LETTERS, AC ONLY	080083534043	5.07	6	144						CN
CX62	LED, BRUSHED ALUMINUM FACE AND BLACK HOUSING, DOUBLE FACE, RED AND GREEN LETTERS, AC ONLY	080083534050	5.07	6	180						CN
CX71	LED, BRUSHED ALUMINUM FACE AND BLACK HOUSING, SINGLE FACE, RED AND GREEN LETTERS, SELF-POWERED	080083534104	5.07	6	144						CN
CX72	LED, BRUSHED ALUMINUM FACE AND BLACK HOUSING, DOUBLE FACE, RED AND GREEN LETTERS, SELF-POWERED	080083534111	5.07	6	144						CN
CX61WH	LED, WHITE FACE AND HOUSING, SINGLE FACE, RED AND GREEN LETTERS, AC ONLY	080083534067	5.07	6	144						CN
CX62WH	LED, WHITE FACE AND HOUSING, DOUBLE FACE, RED AND GREEN LETTERS, AC ONLY	080083534074	5.07	6	144						CN
CX71BK	LED, BLACK FACE AND HOUSING, SINGLE FACE, RED AND GREEN LETTERS, SELF-POWERED	080083534142	6	6	144						CN
CX71BKSD	LED, BLACK FACE AND HOUSING, SINGLE FACE, RED AND GREEN LETTERS, SELF-POWERED, SELF-DIAGNOSTICS	080083534203	5.07	6	144						CN
CX71SD	LED, BRUSHED ALUMINUM FACE AND BLACK HOUSING, SINGLE FACE, RED AND GREEN LETTERS, SELF-POWERED, SELF-DIAGNOSTICS	080083534166	5.07	6	180						CN
CX71WH	LED, WHITE FACE AND HOUSING, SINGLE FACE, RED AND GREEN LETTERS, SELF-POWERED	080083534128	5.07	6	144						CN
CX71WHS	LED, WHITE FACE AND HOUSING, SINGLE FACE, RED AND GREEN LETTERS, SELF-POWERED, SELF-DIAGNOSTICS	080083534180	5.07	6	144						CN
CX72BK	LED, BLACK FACE AND HOUSING, DOUBLE FACE, RED AND GREEN LETTERS, SELF-POWERED	080083534159	5.1	6	144						CN
CX72SD	LED, BRUSHED ALUMINUM FACE AND BLACK HOUSING, DOUBLE FACE, RED AND GREEN LETTERS, SELF-POWERED, SELF-DIAGNOSTICS	080083534173	5.07	6	144						CN
CX72WH	LED, WHITE FACE AND HOUSING, DOUBLE FACE, RED AND GREEN LETTERS, SELF-POWERED	080083534135	5.07	6	144						CN
CX72WHS	LED, WHITE FACE AND HOUSING, DOUBLE FACE, RED AND GREEN LETTERS, SELF-POWERED, SELF-DIAGNOSTICS	080083534197	5.07	6	144						CN



Edge-lit - ESH71

ESH71	RECESSED HOUSING - ES EXIT SIGN	080083502332	3.4	1	210						MX
-------	---------------------------------	--------------	-----	---	-----	--	--	--	--	--	----

Edge-lit - EUX

EUX7RH	EDGE-LIT EXIT SELF POWERED, UNIVERSAL FACE RED LETTERS, 120-277V	080083709045	5.72	4	96						CN
EUXGL	UNIVERSAL EDGE LIT EXIT GREEN SIGN LENS KIT	080083708970	2.7	10	450						CN
EUXRL	UNIVERSAL EDGE LIT EXIT RED SIGN LENS KIT	080083708963	2.7	10	300						CN
EUX6GH	EDGE-LIT EXIT AC ONLY, UNIVERSAL FACE, GREEN LETTERS, BRUSHED ALUMINUM HOUSING 120-277V	080083709014	5.72	4	96						CN
EUX6RH	EDGE-LIT EXIT AC ONLY, UNIVERSAL FACE, RED LETTERS, BRUSHED ALUMINUM HOUSING 120-277V	080083708987	4.79	4	96						CN
EUX6R	EDGE-LIT EXIT AC ONLY, UNIVERSAL FACE, RED LETTERS, 120-277V	080083708369	4.79	4	96						CN
EUX7GSDH	EDGE-LIT EXIT SELF POWERED, UNIVERSAL FACE, GREEN LETTERS, SELF DIAGNOSTIC 120-277V	080083709137	4.79	4	96						CN
EUX6GH2C	EDGE-LIT EXIT AC ONLY, UNIVERSAL FACE, GREEN LETTERS, 2 CIRCUIT, 120-277V	080083731749	4.79	4	96						CN
EUX61G	EDGE-LIT EXIT AC ONLY, SINGLE FACE, GREEN LETTERS, 120-277V	080083852932	4.79	4	96						CN
EUX71G	EDGE-LIT EXIT SELF POWERED, SINGLE SIDED, GREEN LETTERS, 120-277V	080083853014	4.79	4	96						CN
EUX71R	EDGE-LIT EXIT SELF POWERED, SINGLE SIDED, RED LETTERS, 120-277V	080083853250	4.79	4	96						CN
EUX61R	EDGE-LIT EXIT AC ONLY, SINGLE FACE, RED LETTERS, 120-277V	080083853175	4.79	4	96						CN

CATALOG NUMBER	DESCRIPTION	UPC CODE	WEIGHT	CASE QTY	PALLET QTY	NJ	TX	IL	CA	GA	COO
Photoluminescent - PHL											
 PHL1GBA	PHOTOLUMINESCENT, BRUSHED ALUMINUM HOUSING/FACE, SINGLE FACE, GREEN LETTERS	623961142697	1.81	20	320					•	US

**Industrial / Hazardous
Industrial Emergency**


SELIN											
SELIN50R7SD	LED EMERGENCY LIGHT, 50 FEET SPACING, NICAD BATTERY, 7 WATTS REMOTE CAPACITY, SELF-DIAGNOSTIC	080083800384	6.4	4	64					•	CN
SELIN25R10SD	LED EMERGENCY LIGHT, 25 FEET SPACING, NICAD BATTERY, 10 WATTS REMOTE CAPACITY, SELF-DIAGNOSTIC	080083800407	7.25	4	64					•	CN
SELIN60R4SD	LED EMERGENCY LIGHT, 60 FEET SPACING, NICAD BATTERY, 4 WATTS REMOTE CAPACITY, SELF-DIAGNOSTIC	080083800360	6.4	4	64					•	CN


Industrial Exit Signs


UX											
UX61WH	EXIT LIGHTING LED, AC ONLY, SINGLE FACE, WHITE COLOR FINISH	080083764907	8.26	2	108					•	CN
UX61	EXIT LIGHTING LED, AC ONLY, SINGLE FACE, SILVER COLOR FINISH	080083764891	8.26	2	108					•	CN
UX71BKSD	EXIT LIGHTING LED, WITH BATTERY, SINGLE FACE, BLACK COLOR FINISH, SELF DIAGNOSTICS	080083765539	7.55	2	96					•	CN
UX62	EXIT LIGHTING LED, AC ONLY, DOUBLE FACE, SILVER COLOR FINISH	080083764952	8.26	2	90					•	CN
UX71SD	EXIT LIGHTING LED, WITH BATTERY, SINGLE FACE, SILVER COLOR FINISH, SELF DIAGNOSTICS	080083765515	7.55	2	96					•	CN
UX72WHSD	EXIT LIGHTING LED, WITH BATTERY, DOUBLE FACE, WHITE COLOR FINISH, SELF DIAGNOSTICS	080083765584	8.26	2	90					•	CN
UX72SD	EXIT LIGHTING LED, WITH BATTERY, DOUBLE FACE, SILVER COLOR FINISH, SELF DIAGNOSTICS	080083765577	8.26	2	90					•	CN
UX71WHSD	EXIT LIGHTING LED, WITH BATTERY, SINGLE FACE, WHITE COLOR FINISH, SELF DIAGNOSTICS	080083765522	7.55	2	96					•	CN
UX62WH	EXIT LIGHTING LED, AC ONLY, DOUBLE FACE, WHITE COLOR FINISH	080083765461	8.26	2	90					•	CN
UX61BK	EXIT LIGHTING LED, AC ONLY, SINGLE FACE, BLACK COLOR FINISH	080083764914	8.26	2	108					•	CN

Accessories

Accessories

Laser											
 LASER	RED POINTER (USED TO ACTIVATE REMOTE TESTING FIXTURES)	662401215256	0.185	12	288					•	US

Vandal Guard - VS1											
 VS1	POLYCARBONATE VANDAL SHIELD	662401459674	4.5	1	24					•	MX
VS1WP	POLYCARBONATE VANDAL SHIELD WEATHER SHIELD	662401459711	4.6	1	24					•	MX

Wireguard - WG											
 WG1	WIREGUARD (18"X15"X6")	662400109419	2.474	1	80			•		•	MX;US
WG10	WIREGUARD (13 3/4"X13 3/8"X4 3/8")	662400109426	2.438	1	84		•	•		•	MX;US
WGS11	METAL WIRE GUARD FOR EXITS OR EMERGENCY UNITS	662400109440	3.2	1	48			•		•	MX

CATALOG NUMBER	DESCRIPTION	UPC CODE	WEIGHT	QTY	CASE QTY	PALLET QTY	NJ	TX	IL	CA	GA	COO
----------------	-------------	----------	--------	-----	----------	------------	----	----	----	----	----	-----

Chicago Code

Chicago Code Emergency



Steel Housing - XR6C

XR6C-LED	STEEL, (2) 300 LUMEN LED HEADS, WHITE	080083753215	5	8	144				•			•	CN
----------	---------------------------------------	--------------	---	---	-----	--	--	--	---	--	--	---	----

Chicago Code Exit

Brushed Aluminum Surface ECHX

ECHX2STARL-STAIR	CHICAGO EDGE LIT EXIT TRIM, DOUBLE SIDED, SURFACE MOUNT, ARROW RIGHT/LEFT, BRUSHED ALUMINUM FINISH	080083666140	2.3	4	528				•				CN
------------------	--	--------------	-----	---	-----	--	--	--	---	--	--	--	----

Brushed Aluminum Recessed ECHX

ECHX2RTARLWH-STAIR	CHICAGO EDGE LIT EXIT TRIM, DOUBLE SIDED, RECESSED, ARROW RIGHT/LEFT, WHITE	080083665624	4.2	4	64				•				CN
ECHX1RT-STAIR	CHICAGO EDGE LIT EXIT TRIM, SINGLE SIDED, RECESSED, NO ARROW, BRUSHED ALUMINUM FINISH	080083665198	4.2	4	64				•				CN
ECHX2RTARL-STAIR	CHICAGO EDGE LIT EXIT TRIM, DOUBLE SIDED, RECESSED, ARROW RIGHT/LEFT, BRUSHED ALUMINUM FINISH	080083665419	4.2	4	64				•				CN

Replacement part

Replacement part

Transformer

004213SP	REPLACEMENT PART, TRANSFORMER	662400111160	0.3	10	1080				•				CN;MX
004214SP	REPLACEMENT PART, TRANSFORMER TESTING	662400111177	1.45	10	600				•				MX
004215SP	REPLACEMENT PART, TRANSFORMER	662400111184	0.2	10	1200				•				MX

Ⓢ Indicates EISA Compliant Pulse Start Products | Indicates MarketPro Product | Country of Origin - as Indicated

Please reference the Cooper Lighting Stock Guide Terms and Conditions page. Pictures are a representation of product categories and may not illustrate the exact skus listed. Product information is subject to change without notice. Consult factory representative for additional information and inventory details. Visit www.cooperlighting.com for more product information.

CATALOG
NUMBER

DESCRIPTION

UPC CODE WEIGHT CASE PALLET
QTY QTY NJ TX IL CA GA COO

All-Pro Emergency

CATALOG NUMBER	DESCRIPTION	UPC CODE	WEIGHT	CASE		PALLET					COO
				QTY	QTY	NJ	TX	IL	CA	GA	

LED Exit and Emergency Exit Signs Commercial



Thermoplastic Housing - APXEL

APXEL61G	EXIT SIGN EDGE LIT, 1F, GREEN, AC ONLY	080083635481	3.8	4	160							US
APXEL61R	EXIT SIGN EDGE LIT, 1F, RED, AC ONLY	080083635245	4.1	6	108							US
APXEL62R	EXIT SIGN EDGE LIT, 2F, RED, AC ONLY	080083635528	4	6	108							US
APXEL71G	EXIT SIGN EDGE LIT, 1F, GREEN, BATTERY	080083635504	4.2	4	108							US
APXEL71R	EXIT SIGN EDGE LIT, 1F, RED, BATTERY	080083635467	3.95	4	160							US
APXEL72G	EXIT SIGN EDGE LIT, 2F, GREEN, BATTERY	080083635580	3.128	4	108							US
APXEL72R	EXIT SIGN EDGE LIT, 2F, RED, BATTERY	080083635542	4.14	6	108							US

Polycarbonate - APXH

APXH7R4	APXH7 SERIES EXITS WITH 4 REMOTE CAPACITY, RED LETTERS, WHITE, 120V/277V	080083784561	2.55	8	192							CN
APXH7R2	APXH7 SERIES EXITS WITH 2 REMOTE CAPACITY, RED LETTERS, WHITE, 120V/277V	080083784585	2.55	8	192							CN



Thermoplastic Combos - Double Head - APC

APC7G	COMBO UNIT, WHITE HOUSING, LED-EXIT, (2) LED EMERGENCY LIGHT HEADS, UNIVERSAL FACE GREEN LETTERS	080083567164	2.55	8	192							CN
APC7R	COMBO UNIT, WHITE HOUSING, LED-EXIT, (2) LED EMERGENCY LIGHT HEADS, UNIVERSAL FACE RED LETTERS	080083566556	2.55	8	192							CN
APC7RBK	LED EXIT EMERGENCY COMBO, RED LETTERS, BLACK HOUSING, NICAD	080083805372	2.55	8	192							CN



Thermoplastic Combos - Double Head - APCH

APCH7G	COMBO UNIT, WHITE HOUSING, REMOTE CAPACITY, LED-EXIT, (2) LED EMERGENCY LIGHT HEADS, UNIVERSAL FACE GREEN LETTERS	080083567188	2.55	8	192							CN
APCH7R	COMBO UNIT, WHITE HOUSING, REMOTE CAPACITY, LED-EXIT, (2) LED EMERGENCY LIGHT HEADS, UNIVERSAL FACE RED LETTERS	080083567171	2.55	8	192							CN



Thermoplastic Housing - APX6 and APX7

APX6G	AC ONLY, WHITE HOUSING, LED EXIT, GREEN LETTERS	080083566525	1.954	6	270							CN
APX7G	SELF POWERED, WHITE HOUSING, LED EXIT, GREEN LETTERS	080083566549	2.1	6	270							CN
APX6R	AC ONLY, WHITE HOUSING, LED EXIT, RED LETTERS	080083566518	1.98	6	270							CN
APX7R	SELF POWERED, WHITE HOUSING, LED EXIT, RED LETTERS	080083566532	2.1	6	270							CN
APXH7G2	LED EXIT, GREEN LETTERS, NICAD, 2 - 3.6V REMOTE HEADS	080083784592	2.55	8	192							CN
APX7GBK	LED EXIT, POLYCARBONATE, AC ONLY, UNIVERSAL FACE, GREEN LETTERS, BLACK HOUSING	080083805358	2.55	8	192							CN
APX7RBK	LED EXIT, POLYCARBONATE, AC ONLY, UNIVERSAL FACE, RED LETTERS, BLACK HOUSING	080083805334	2.55	8	192							CN

Emergency Commercial



Thermoplastic Housing - APEL

APEL	3.6V, (2) .78W LED EMERGENCY LIGHT HEAD, EQUIVALENT TO (2) 5.4W INCANDESCENT LAMPS	080083566501	1.1	8	384							CN
APELBK	LED EMERGENCY LIGHT, BLACK HOUSING, NICAD	080083805273	0.892	8	512							CN
APELH2	LED EM, WHITE PLASTIC HOUSING, NICAD BATTERY, 25FT	080083804986	1.25	8	512							CN



Thermoplastic Housing - APWR





APWR1	REMOTE, SINGLE HEAD, WET LISTED	080083608560	0.38	30	1080							US
APWR2	REMOTE, DOUBLE HEAD, WET LISTED	080083608584	0.45	30	810							CN
APWR1BK	SINGLE REMOTE HEAD LED EMERGENCY HEADS WET LOCATION LISTED, WHITE HOUSING	080083805457	0.17	18	360							CN
APWR2BK	DOUBLE REMOTE HEADS LED EMERGENCY HEADS WET LOCATION LISTED, WHITE HOUSING	080083805464	0.21	18	360							CN

Plastic - AP2SQLED


AP2SQLED	LED EMERGENCY, PLASTIC, SQ HEADS	080083824922	1.8	12	288							CN
----------	----------------------------------	--------------	-----	----	-----	--	--	--	--	--	--	----




Atlite Emergency/Exit

Exit and Emergency Emergency Commercial




		Steel Housing - LED													
	10REL36-LED42	NY LED EMERGENCY LIGHT, 2 HEADS, 2 REMOTES	080083574353	3.5	6	144									US
	10REL72-LED82	NY LED EMERGENCY LIGHT, 2 HEADS, 6 REMOTES	080083574346	3.5	6	192									CN
	10REL72-LED83	NY LED EMERGENCY LIGHT, 3 HEADS, 5 REMOTES	080083574339	3.5	6	192									CN
		Steel Housing - Incandescent													
	6REL18	NY INC EMERGENCY LIGHT, 2 HEADS, 6 V, 18 W, WHITE	080083634590	16.2	1	144									CN
	6REL27	NY INC EMERGENCY LIGHT, 2 HEADS, 6 V, 27 W, WHITE, INCANDESCENT	080083634606	16.2	1	144									CN
	12REL50-3	NY INC EMERGENCY LIGHT, 3 HEADS, 12 V, 50 W, WHITE	080083634613	16.2	1	144									CN
		Polycarbonate Housing - Incandescent													
	PC1-10	POLYCARBONATE, 6V, (2) 5.4W LAMPS, EMERGENCY LIGHT, WHITE, PAR18 INCANDESCENT	623961985751	3.7	6	270									CN
		Die cast Aluminum													
	ATLELDWA100BZSD	3 ROTABLE HEADS, NICAD, SELF DIAGNOSTIC, 100 LUMEN, BRONZE	080083821792	2.8	6	240									CN
	ATLELDWA100SD	4 ROTABLE HEADS, NICAD, SELF DIAGNOSTIC, 100 LUMEN, SILVER	080083821778	2.8	6	240									CN
	ATLELDWA100WHS	5 ROTABLE HEADS, NICAD, SELF DIAGNOSTIC, 100 LUMEN, WHITE	080083821839	2.8	6	240									CN
		Sheet Metal Housing													
	ATLEMINI-2H	2 ROTABLE HEADS, NICAD	080083836079	1.75	10	400									CN
	ATLEMINI-3H	3 ROTABLE HEADS, NICAD	080083836093	2.05	10	200									CN

Exit Signs Architectural


		Universal Edge Lit - AUX													
	AUXSSD	NY UNIVERSAL EDGE LIT, SELF POWERED, SILVER, SD	080083703296	18.66	1	50									CN
	AUXSHSD	NY UNIV EDGE LIT, SELF-POWERED, BRUSH ALUM HOUSING	080083703364	5.68	4	50									CN
	AUXSHWHS	NY UNIV EDGE LIT, SELF-POWERED, WHITE HOUSING	080083703371	5.66	4	50									CN
	AUXL	NY EDGELIT LENS KIT	080083703395	3.8	10	50									CN
	AUXL18	EDGE LIT SINGLE LENS KIT	080083717668	3.8	10	50									CN
	AUXA6	NY UNIVERSAL EDGE LIT, AC ONLY, SILVER, 6 INCH LENS	080083718030	8.5	1	50									CN
	AUXA18	NY UNIVERSAL EDGE LIT, AC ONLY, SILVER, 1 FACE	080083718023	8.5	1	50									CN
	AUXAWH6	NY UNIVERSAL EDGE LIT, AC ONLY, WHITE, 6 INCH LENS	080083718078	8.5	1	50									CN
	AUXAWH18	NY UNIVERSAL EDGE LIT, AC ONLY, WHITE, 1 FACE	080083718061	8.5	1	50									CN
	AUXABK6	NY UNIVERSAL EDGE LIT, AC ONLY, BLACK, 6 INCH LENS	080083718054	8.5	4	50									CN
	AUXABK18	NY UNIVERSAL EDGE LIT, AC ONLY, BLACK, 1 FACE	080083718047	8.5	4	50									CN
	AUXSSD6	NY UNIVERSAL EDGE LIT, SELF POWERED, SILVER, SD, 6 INCH LENS	080083718115	18.66	1	50									CN
	AUXSSD18	NY UNIVERSAL EDGE LIT, SELF POWERED, SILVER, SD, 1 FACE	080083718108	18.66	1	50									CN
	AUXSWHS6	NY UNIVERSAL EDGE LIT, SELF POWERED, WHITE, SD, 6 INCH LENS	080083718139	9.4	1	50									CN
	EXP-AUXSSD	NY UNIVERSAL EDGE LIT, SELF POWERED LED, SD	080083812158	18.66	1	50									CN
	AUXA2C	UNIVERSAL EDGE LIT, AC ONLY, SILVER, 2 CIRCUIT	080083812165	8.5	1	50									CN

CATALOG NUMBER	DESCRIPTION	UPC CODE	WEIGHT	CASE QTY	PALLET					COO
					QTY	NJ	TX	IL	CA	
Exit Signs Commercial										
	Edge Lit Recessed									
	HS1	EDGE LITE HOUSING, SELF-POWERED SINGLE FACE	080083812073	4.1	1	1				US
	HA	EDGE LITE HOUSING, AC ONLY	080083812080	3.94	1	54				US
TSC18RCSA	EXIT LIGHT, SELF-POWERED, SINGLE FACE, SATIN ALUM TRIM	080083812097	5.5	1	1				US	
	Edge Lit Surface									
	REUSN18R	NY SURFACE EDGE LIT EXIT, SELF POWERED, 1 FACE	080083696987	16.2	1	120				CN
	Steel Housing - LED									
	RXSN8RU	NY LED EXIT, STEEL, SELF POWERED, UNIVERSAL FACE	080083634576	16.2	6	30				CN
	XLN1-6SR2U-BA	LED EXIT, SELF POWERED, UNIVERSAL, TWO FACES, RED	080083812127	7	1	90				US

Combo Exit Signs Commercial

	Steel Housing - LED									
	XLCNY8L-2/3	STEEL CONVERTIBLE COMBO EMERGENCY WITH LED EXIT SIGN	080083812103	22	1	1				US
	RCS182LED	NY LED COMBO, 1 FACE, 2 HEADS, WHITE	080083574322	3.5	6	192				US
	RCS282LED	NY LED COMBO, 2 FACE, 2 HEADS, WHITE	080083574315	3.5	6	192				US
	RCS183LED	NY LED COMBO, 1 FACE, 3 HEADS, WHITE	080083574308	3.5	6	192				US
RCS283LED	NY LED COMBO, 2 FACE, 3 HEADS, WHITE	080083574292	3.5	6	192				CN	
	Steel Housing - Incandescent									
	PC3-RU	POLYCARBONATE COMBO UNIT, WHITE HOUSING, LED-EXIT, 5.4W LAMPS-EMERGENCY, UNIVERSAL FACE, RED LETTERS	662400775843	7.01	6	144				CN
RCS8R-3	NY INC COMBO, 1 FACE, 3 HEADS, WHITE	080083634583	16.2	1	144				CN	
	Polycarbonate Housing - LED									
	PNL-RU	LED, WHITE HOUSING, UNIVERSAL FACE, RED LETTERS, SELF-POWERED	662401740093	3.5	6	192				CN

Remote Emergency Commercial

	Polycarbonate - LED									
	RFLED401	POLYCARBONATE, LED 9.6 V REMOTE, 1 HEAD, WHITE	080083574285	3.5	6	192				CN
	SP-RFLEDHEAD	RFLED HEAD	080083574261	3.5	6	192				US
	RFLED401WP	POLYCARBONATE, LED 9.6 V REMOTE, 1 HEAD, GRAY, WEATHER PROOF	080083722334	3.5	6	192				US
	RFLED402WP	POLYCARBONATE, LED 9.6 V REMOTE, 2 HEAD, GRAY, WEATHER PROOF	080083722341	3.5	6	192				US

CATALOG NUMBER	DESCRIPTION	UPC CODE	WEIGHT	CASE		PALLET					COO
				QTY	QTY	NJ	TX	IL	CA	GA	

Portfolio

LED Recessed

2" Downlights



LD2B10D010	2" 1500 LUMEN LED HOUSING, 120-277V, 0-10V 1 PERCENT DRIVER	080083788767	4.667	1	108													MX
LD2B15D010	2" 1500 LUMEN LED HOUSING, 120-277V, 0-10V 1 PERCENT DRIVER	080083788781	4.667	1	108													US
LDA2B158035D010	NEW CONSTRUCTION ADJUSTABLE 2", 1500 LUMENS, 80 CRI, 3500K, 120-277V	080083879694	13.1	1	108													MX

2" Power Modules


EU2B0510NFL258035	4-INCH LED MODULE 500 OR 1000 LUMEN, 80CRI, 3500 CCT, 25° NARROW FLOOD OPTIC	080083788941	1.28	6	480													US
EU2B0510FL408030	4-INCH LED MODULE 500 OR 1000 LUMEN, 80CRI, 3000 CCT, 40° FLOOD OPTIC	080083788965	1.28	6	480													US
EU2B0510FL408035	4-INCH LED MODULE 500 OR 1000 LUMEN, 80CRI, 3500 CCT, 40° FLOOD OPTIC	080083788989	1.28	6	480													MX
EU2B0510NFL258030	4-INCH LED MODULE 500 OR 1000 LUMEN, 80CRI, 3000 CCT, 25° NARROW FLOOD OPTIC	080083788927	1.28	6	480													US
EU2B0510WFL558030	4-INCH LED MODULE 500 OR 1000 LUMEN, 80CRI, 3000 CCT, 55° WIDE FLOOD OPTIC	080083789009	1.28	6	480													MX
EU2B0510WFL558035	4-INCH LED MODULE 500 OR 1000 LUMEN, 80CRI, 3500 CCT, 55° WIDE FLOOD OPTIC	080083789023	1.28	6	480													US
EU2B15FL408030	4-INCH LED MODULE 1500 LUMEN, 80CRI, 3000 CCT, 40° FLOOD OPTIC	080083788842	1.28	6	480													US
EU2B15FL408035	4-INCH LED MODULE 1500 LUMEN, 80CRI, 3500 CCT, 40° FLOOD OPTIC	080083788866	1.28	6	480													MX
EU2B15NFL258030	4-INCH LED MODULE 1500 LUMEN, 80CRI, 3000 CCT, 25° NARROW FLOOD OPTIC	080083788804	1.28	6	480													US
EU2B15NFL258035	4-INCH LED MODULE 1500 LUMEN, 80CRI, 3500 CCT, 25° NARROW FLOOD OPTIC	080083788828	1.28	6	480													US
EU2B15WFL558030	4-INCH LED MODULE 1500 LUMEN, 80CRI, 3000 CCT, 55° WIDE FLOOD OPTIC	080083788880	1.28	6	480													US
EU2B15WFL558035	4-INCH LED MODULE 1500 LUMEN, 80CRI, 3500 CCT, 55° WIDE FLOOD OPTIC	080083788903	1.28	6	480													MX


2" Trims

2LBD1H	2" DOWNLIGHT REFLECTOR, HAZE FINISH	080083780785	0.1	6	720													CN
2LBD1LI	2" LED ROUND SPUN REFLECTOR, SELF-FLANGED, SPECULAR CLEAR	080083780778	0.1	6	720													CN
2LBD2LI	2" LED ROUND SPUN REFLECTOR, WHITE PAINTED SELF-FLANGED, SPECULAR CLEAR	080083782369	0.1	6	720													CN
2LBDC1MB	2" LED ROUND CAST DOWNLIGHT, SELF-FLANGED, MATTE BLACK	080083781331	0.16	6	480													CN
2LBDC1MMS	2" LED ROUND CAST DOWNLIGHT, SELF-FLANGED, MATTE METALLIC SILVER	080083781560	0.16	6	480													CN
2LBDC1MW	2" LED ROUND CAST DOWNLIGHT, SELF-FLANGED, MATTE WHITE	080083781515	0.16	6	480													CN
2LBDSQC1MW	2" LED SQUARE CAST SHALLOW DOWNLIGHT, SELF-FLANGED, MATTE WHITE	080083781690	0.18	6	480													CN
2LBDSQC1MB	2" LED SQUARE CAST SHALLOW DOWNLIGHT, SELF-FLANGED, MATTE BLACK	080083780662	0.18	6	480													CN
2LBDSQC1MMS	2" LED SQUARE CAST SHALLOW DOWNLIGHT, SELF-FLANGED, MATTE METALLIC SILVER	080083781713	0.18	6	480													CN
LDA2B208035D010	NEW CONSTRUCTION ADJUSTABLE 2", 2000 LUMENS, 80 CRI, 3500K, 120-277V	080083879663	13.1	1	108													MX

CATALOG NUMBER	DESCRIPTION	UPC CODE	WEIGHT	CASE QTY	PALLET					COO
					NJ	TX	IL	CA	GA	
4" Downlight										
 4LBW2H	4" LED WIDE BEAM REFLECTOR, SELF FLANGED PAINTED WHITE, HAZE FINISH	080083769490	0.244	6	240			•		CN
LD4B20D010	4" 2000 LUMEN LED HOUSING, 120-277V, 0-10V 1 PCT DRIVER	080083788095	4.25	1	45			•	•	MX
LD4B20D010TR	4" 2000 LUMEN LED HOUSING, LEADING EDGE OR 0-10V DRIVER	080083788088	3.267	6	144				•	MX
LD4B10DLE	4" 1000 LUMEN LED HOUSING,LUTRON ECOSYSTEM DRIVER	080083788125	4.667	1	45				•	MX
LD4B15D010	4" 1500 LUMEN LED HOUSING, 120-277V, 0-10V 1 PCT DRIVER	080083788118	3.11	6	144	•	•	•	•	MX
LD4B15D010TR	4" 1500 LUMEN LED HOUSING, LEADING EDGE OR 0-10V DRIVER	080083788101	5.667	1	45			•		MX
LD4B10D010	4" 1000 LUMEN LED HOUSING, 120-277V, 0-10V 1 PERCENT DRIVER	080083788149	3.133	6	144	•	•	•	•	MX
LD4B10D010TR	4" 1000 LUMEN LED HOUSING, LEADING EDGE OR 0-10V DRIVER	080083788132	4.667	1	108				•	MX
LD4B30D010	4" 3000 LUMEN LED HOUSING, 120-277V, 0-10V 1 PCT DRIVER	080083788071	3.23	6	144		•		•	MX
4LBM0H	4" LED MEDIUM BEAM REFLECTOR, POLYMER TRIM RING, HAZE FINISH	080083769070	0.26	6	300			•	•	CN
LD4BCP15D010	4" 1500 LUMEN, CHICAGO PLENUM, LED HOUSING, 120-277V, 0-10V 1 PCT DRIVER	080083788064	5.667	1	144			•		MX
LD4B20D010EM7	4" 2000 LUMEN LED HOUSING, 120-277V, 0-10V 1% DRIVER WITH 7W EMERGENCY BATTERY	080083810963	4.25	1	45				•	MX
LD4B15D010EM7	4" 1500 LUMEN LED HOUSING, 120-277V, 0-10V 1% DRIVER WITH 7W EMERGENCY BATTERY	080083810970	4.25	1	45				•	MX
4LBCS1MB	4" LED SHALLOW DIE CAST REFLECTOR, SELF FLANGED, MATTE BLACK FINISH	080083820764	0.763	6	360					CN
LDRT4B15D010	LED DOWNLIGHT RETROFIT 4", 1500 LUMENS,120-277V	080083150892	3.25	4	480		•			MX
LDRT4B30D010	LED DOWNLIGHT RETROFIT 4", 3000 LUMENS,120-277V	080083150878	3.25	4	480		•			MX
4" Power Modules										
EU4B10208035	4-INCH LED MODULE 1000, 1500 OR 2000 LUMEN, 80CRI, 3500 CCT	080083788323	0.8	6	720	•	•	•	•	MX
EU4B10208030	4-INCH LED MODULE 1000, 1500 OR 2000 LUMEN, 80CRI, 3000 CCT	080083788330	1.28	6	720	•	•	•	•	MX
EU4B10209040	4-INCH LED MODULE 1000, 1500 OR 2000 LUMEN, 90CRI, 4000 CCT	080083788293	1.28	1	1620				•	MX
EU4B10208040	4-INCH LED MODULE 1000, 1500 OR 2000 LUMEN, 80CRI, 4000 CCT	080083788316	0.75	6	720		•		•	MX
EU6B10208030	6-INCH LED MODULE 1000, 1500 OR 2000 LUMEN, 80CRI, 3000 CCT	080083788279	1.05	6	630	•	•		•	MX
EU4B10209035	4-INCH LED MODULE 1000, 1500 OR 2000 LUMEN, 90CRI, 3500 CCT	080083788309	1.28	6	1040	•			•	MX
EU4B10209027	4 UNIVERSAL LED MODULE,1000-2000 LUMEN LEVELS, 90CRI, 2700K	080083892402	1.28	6	480			•		MX
EU4B10209030	4 UNIVERSAL LED MODULE,1000-2000 LUMEN LEVELS, 90CRI, 3000K	080083892419	1.28	6	480			•		MX
EU4B30408040	4 IN. UNIVERSAL LED MODULE,3000-4000 LUMEN LEVELS, 80CRI, 4000K	080083892440	1.28	6	480				•	MX
EU4B10208027	4 UNIVERSAL LED MODULE,1000-2000 LUMEN LEVELS, 80CRI, 2700K	080083892396	1.28	6	480	•			•	MX
EU4B30408030	4 UNIVERSAL LED MODULE,3000-4000 LUMEN LEVELS, 80CRI, 3000K	080083892426	1.28	6	480		•	•		MX
4" Square Downlight										
 LDSQ4B20D010TR	4" SQUARE 2000 LUMEN LED HOUSING, LEADING EDGE OR 0-10V DRIVER	080083787784	5.55	6	72			•		MX
LDSQ4B15D010	4" SQUARE 1500 LUMEN LED HOUSING, 120-277V, 0-10V 1 PCT DRIVER	080083787814	3.75	6	72			•	•	MX
LDSQ4B15D010TR	4" SQUARE 1500 LUMEN LED HOUSING, LEADING EDGE OR 0-10V DRIVER	080083787807	5.55	6	72				•	MX
LDSQ4B10D010	4" SQUARE 1000 LUMEN LED HOUSING, 120-277V, 0-10V 1 PCT DRIVER	080083787777	4.3	6	72	•			•	MX
LDSQ4B20D010	4" SQUARE 2000 LUMEN LED HOUSING, 120-277V, 0-10V 1 PCT DRIVER	080083787791	5.55	6	72				•	MX
LDSQ4B10D010TR	4" SQUARE 1000 LUMEN LED HOUSING, 120-277V, 0-10V/TRIAC DRIVER	080083810864	5.55	6	72				•	MX
4LBSQ1WMH	4" SQUARE LED REFLECTOR, SELF FLANGED, WARM HAZE FINISH	080083811076	0.763	6	240				•	CN
LDSQ4B30D010	4 IN. SQUARE LED DOWNLIGHT, 3000 LUMENS, 120-277V 0-10V DIM DRIVER	080083892624	5.55	6	72				•	MX

CATALOG NUMBER	DESCRIPTION	UPC CODE	WEIGHT	CASE		PALLET						COO
				QTY	QTY	NJ	TX	IL	CA	GA		
4" Square Trim												
4LBSQ0H	4" SQUARE LED REFLECTOR, POLYMER TRIM RING, HAZE FINISH	080083769926	0.763	6	144							CN
4LBSQ1H	4" SQUARE LED REFLECTOR, SELF FLANGED, HAZE FINISH	080083769889	0.763	6	144							CN
4LBSQ1LI	4" SQUARE LED REFLECTOR, SELF FLANGED, SPECULAR CLEAR FINISH	080083769988	0.763	6	144							CN
4LBSQ2LI	4" SQUARE LED REFLECTOR, SELF FLANGED PAINTED WHITE, SPECULAR CLEAR FINISH	080083770007	0.763	6	180							CN
4LBSQ2H	4" SQUARE LED REFLECTOR, SELF FLANGED PAINTED WHITE, HAZE FINISH	080083769964	0.763	6	144							CN
4LBSQ0LI	4" SQUARE LED REFLECTOR, POLYMER TRIM RING, SPECULAR FINISH	080083769940	0.763	6	144							CN
4LBSQ0MW	4" SQUARE LED REFLECTOR, POLYMER TRIM RING, MATTE WHITE	080083810901	0.763	6	144							CN
4LBSQ1MW	4" SQUARE LED REFLECTOR, SELF FLANGED, MATTE WHITE	080083810949	0.763	6	180							CN
PRSQ4	4-INCH SQUARE RIMLESS PLASTER RING	080083781287	0.26	6	480							CN
4" Trims												
4LBM0LI	4" LED MEDIUM BEAM REFLECTOR, POLYMER TRIM RING, SPECULAR CLEAR FINISH	080083769018	0.26	6	300							CN
4LBW1H	4" LED WIDE BEAM REFLECTOR, SELF FLANGED, HAZE FINISH	080083769193	0.763	6	240							US
4LBM2LI	4" LED MEDIUM BEAM REFLECTOR, SELF FLANGED PAINTED WHITE, SPECULAR CLEAR FINISH	080083769032	0.26	6	300							CN
4LBM1H	4" LED MEDIUM BEAM REFLECTOR, SELF FLANGED, HAZE FINISH	080083769056	0.26	6	300							CN
4LBM2H	4" LED MEDIUM BEAM REFLECTOR, SELF FLANGED PAINTED WHITE, HAZE FINISH	080083769094	0.26	6	300							US
4LBW0H	4" LED WIDE BEAM REFLECTOR, POLYMER TRIM RING, HAZE FINISH	080083769476	0.763	6	240							CN
4LBM1LI	4" LED MEDIUM BEAM REFLECTOR, SELF FLANGED, SPECULAR CLEAR FINISH	080083769254	0.26	6	300							CN
4LBW1LI	4" LED WIDE BEAM REFLECTOR, SELF FLANGED, SPECULAR CLEAR FINISH	080083769391	0.763	6	240							CN
4LBW0LI	4" LED WIDE BEAM REFLECTOR, POLYMER TRIM RING, SPECULAR CLEAR FINISH	080083769155	0.23	6	240							CN
4LBW2LI	4" LED WIDE BEAM REFLECTOR, SELF FLANGED PAINTED WHITE, SPECULAR CLEAR FINISH	080083769179	0.763	6	240							CN
4LBN0LI	4" LED NARROW (30° BEAM) DISTRIBUTION TRIM, SPUN ALUMINUM, WHITE RING, SPECULAR CLEAR	080083892273	0.4	6	432							US
PRR4	4-INCH ROUND RIMLESS PLASTER RING	080083781263	0.22	6	480							CN
4LA1HWF	4" ADJUSTABLE ACCENT, SELF FLANGED, SEMI-SPECULAR CLEAR, WHITE PAINTED FLANGE	080083892266	0.8	4	504							US



CATALOG NUMBER	DESCRIPTION	UPC CODE	WEIGHT	CASE		PALLET					COO
				QTY	QTY	NJ	TX	IL	CA	GA	
6" Downlight											
 LGSKT6IP66	6" IP66 GASKET KIT FOR LED	080083722198	0.2	1	350		•	•	•	•	US
LDA6A30935D010TE	6" ADJUSTABLE/SLOPE LED HOUSING, 3000 LUMENS, 3500K, 90CRI TRAILING EDGE OR 0-10V DRIVER	080083753598	12.5	1	16					•	MX
LD6B15D010TR	6" 1500 LUMEN LED HOUSING, LEADING EDGE OR 0-10V DRIVER	080083788002	2.7	6	72					•	MX
LD6B10D010	6" 1000 LUMEN LED HOUSING, 120-277V, 0-10V 1 PERCENT DRIVER	080083788040	2.7	6	72	•	•	•	•	•	MX
LD6B10D010TR	6" 1000 LUMEN LED HOUSING, LEADING EDGE OR 0-10V DRIVER	080083788033	2.7	6	72					•	MX
LD6B20D010	6" 2000 LUMEN LED HOUSING, 120-277V, 0-10V 1 PERCENT DRIVER	080083787982	2.7	6	72	•	•	•	•	•	MX
LD6B60D010TE	6" 6000 LUMEN LED HOUSING, TRAILING EDGE OR 0-10V DRIVER	080083787821	2.7	6	72					•	MX
LD6B15D010EM14	6" 1500 LUMEN LED HOUSING, 120-277V, 0-10V 1 PERCENT DRIVER WITH 14W EMERGENCY BATTERY PACK	080083787883	3.148	1	12				•	•	MX
LD6B10D010EM7	6" 1000 LUMEN LED HOUSING, 120-277V, 0-10V 1 PERCENT DRIVER WITH 7W EMERGENCY BATTERY PACK	080083787890	10.05	1	16					•	MX
LD6B20DLE	6" 2000 LUMEN LED HOUSING, LUTRON ECOSYSTEM DRIVER	080083787968	2.7	6	72					•	MX
LD6B15D010EM7	6" 1500 LUMEN LED HOUSING, 120-277V, 0-10V 1 PERCENT DRIVER WITH 7W EMERGENCY BATTERY PACK	080083787876	3.148	1	20					•	MX
LD6B15D010	6" 1500 LUMEN LED HOUSING, 120-277V, 0-10V 1 PERCENT DRIVER	080083788019	2.7	6	72	•	•	•	•	•	MX
LD6B20D010TR	6" 2000 LUMEN LED HOUSING, LEADING EDGE OR 0-10V DRIVER	080083787975	2.7	6	72				•	•	MX
LD6B15DLE	6" 1500 LUMEN LED HOUSING, LUTRON ECOSYSTEM DRIVER	080083787999	2.7	6	72					•	MX
LD6B10D010EM14	6" 1000 LUMEN LED HOUSING, 120-277V, 0-10V 1 PERCENT DRIVER WITH 14W EMERGENCY BATTERY PACK	080083787906	3.148	1	45					•	MX
LD6B30D010	6" 3000 LUMEN LED HOUSING, 120-277V, 0-10V 1 PERCENT DRIVER	080083787951	2.7	6	72		•	•	•	•	MX
LD6BCP10D010	6" 1000 LUMEN, CHICAGO PLENUM, LED HOUSING, 120-277V, 0-10V 1 PCT DRIVER	080083787937	2.7	6	72			•			MX
LD6B30DE010	6" 3000 LUMEN LED HOUSING, 120-277V, 0-10V 0-100 PERCENT DRIVER	080083787838	2.7	6	72					•	MX
LD6B30DLE	6" 3000 LUMEN LED HOUSING, LUTRON ECOSYSTEM DRIVER	080083787944	2.7	6	72					•	MX
LD6BCP20D010	6" 2000 LUMEN, CHICAGO PLENUM, LED HOUSING, 120-277V, 0-10V 1 PCT DRIVER	080083787913	2.7	6	72			•			MX
FLD6BCP15D010	6" 1500 LUMEN, CHICAGO PLENUM, LED HOUSING, 120-277V, 0-10V 1 PCT DRIVER	080083787920	2.7	6	72			•			MX
LDRT6B20D010	6 IN. RETROFIT LED DOWNLIGHT, 2000 LUMENS, 120-277V 0-10V DIM DRIVER	080083892617	3.25	4	480					•	MX
LD6B20D010IEM14	6 IN. LED DOWNLIGHT, 2000 LUMENS, 120-277V DIM DRIVER, 14W EMERGENCY MODULE WITH INTEGRAL TEST SWITCH	080083892563	3.148	1	45		•		•		MX
LD6B15D010IEMBOD	6 IN. LED DOWNLIGHT, 1500 LUMENS, 120-277V DIM DRIVER, EMERGENCY MODULE WITH INTEGRAL TEST SWITCH	080083892532	4.25	1	45		•				MX
LD6B15D010EMBOD	6 IN. LED DOWNLIGHT, 1500 LUMENS, 120-277V DIM DRIVER, EMERGENCY MODULE WITH REMOTE TEST SWITCH	080083892518	4.25	1	45		•				MX
LDRT6B15D010	6 IN. RETROFIT LED DOWNLIGHT, 1500 LUMENS, 120-277V 0-10V DIM DRIVER	080083892600	3.25	4	480		•	•			MX
LD6B20D010EM14	6 IN. LED DOWNLIGHT, 2000 LUMENS, 120-277V DIM DRIVER, 14W EMERGENCY MODULE WITH REMOTE TEST SWITCH	080083892556	4.25	1	45			•		•	MX
LD6B10DE010	6 IN. LED DOWNLIGHT, 1000 LUMENS, 120-277V DIM DRIVER	080083892501	2.7	6	72				•		MX
LD6B15D010IEM14	6 IN. LED DOWNLIGHT, 1500 LUMENS, 120-277V DIM DRIVER, 14W EMERGENCY MODULE WITH INTEGRAL TEST SWITCH	080083892525	4.25	1	8		•	•			MX
LD6B20DE010	6 IN. LED DOWNLIGHT, 2000 LUMENS, 120-277V DIM DRIVER	080083892570	2.7	6	72				•		MX
LD6B15DE010	6 IN. LED DOWNLIGHT, 1500 LUMENS, 120-277V DIM DRIVER	080083892549	2.7	6	72			•			MX
LD6B30D010TR	6 IN. LED DOWNLIGHT, 3000 LUMENS, 120-277V 0-10V OR LINE VOLTAGE DIM DRIVER	080083892587	2.7	6	72		•				MX
LDRT6B10D010	6 IN. RETROFIT LED DOWNLIGHT, 1000 LUMENS, 120-277V 0-10V DIM DRIVER	080083892594	3.25	4	480					•	MX
LDRT6B30D010	LED DOWNLIGHT RETROFIT 6", 3000 LUMENS, 120-277V	080083150885	3.25	4	480		•				MX

Ⓢ Indicates EISA Compliant Pulse Start Products Ⓜ Indicates MarketPro Product Country of Origin - as Indicated

CATALOG NUMBER	DESCRIPTION	UPC CODE	WEIGHT	CASE		PALLET					COO
				QTY	QTY	NJ	TX	IL	CA	GA	
6" Power Modules											
EU6B10208035	6-INCH LED MODULE 1000, 1500 OR 2000 LUMEN, 80CRI, 3500 CCT	080083788262	1.05	6	630	•	•	•	•	•	MX
EU6B30508030	6-INCH LED MODULE 3000, 4000 OR 5000 LUMEN, 80CRI, 3000 CCT	080083788231	1.05	6	864	•	•	•	•	•	MX
EU6B30508035	6-INCH LED MODULE 3000, 4000 OR 5000 LUMEN, 80CRI, 3500 CCT	080083810765	1.05	6	630	•	•	•	•	•	MX
EU6B30508040	6-INCH LED MODULE 3000, 4000 OR 5000 LUMEN, 80CRI, 4000 CCT	080083788224	1.05	6	630	•	•	•	•	•	MX
EU6B10209035	6-INCH LED MODULE 1000, 1500 OR 2000 LUMEN, 90CRI, 3500 CCT	080083788248	1.05	6	630	•	•	•	•	•	MX
EU6B10208040	6-INCH LED MODULE 1000, 1500 OR 2000 LUMEN, 80CRI, 4000 CCT	080083788255	1.05	6	630	•	•	•	•	•	MX
EU6B10208027	6-INCH LED MODULE 1000, 1500 OR 2000 LUMEN, 80CRI, 2700 CCT	080083788286	1.05	6	756	•	•	•	•	•	MX
EU6B30509040	6 IN. UNIVERSAL LED MODULE, 3000-5000 LUMEN LEVELS, 90CRI, 4000K	080083892471	1.05	6	630	•	•	•	•	•	MX
EU6B10209040	6 IN. UNIVERSAL LED MODULE, 1000-2000 LUMEN LEVELS, 90CRI, 4000K	080083892464	1.05	6	630	•	•	•	•	•	MX
EU6B10209030	6 IN. UNIVERSAL LED MODULE, 1000-2000 LUMEN LEVELS, 90CRI, 3000K	080083892457	1.05	6	630	•	•	•	•	•	MX



6" Square Downlight

LDSQ6B10D010	6" SQUARE 1000 LUMEN LED HOUSING, 120-277V, 0-10V 1 PCT DRIVER	080083787760	4.267	6	108	•	•	•	•	•	MX
LDSQ6B15D010	6" SQUARE 1500 LUMEN LED HOUSING, 120-277V, 0-10V 1 PCT DRIVER	080083787753	5.55	6	108	•	•	•	•	•	MX
LDSQ6B15D010TR	6" SQUARE 1500 LUMEN LED HOUSING, 120-277V, 0-10V 1% DRIVER	080083810871	5.55	6	72	•	•	•	•	•	MX
LDSQ6B30D010	6 IN. SQUARE LED DOWNLIGHT, 3000 LUMENS, 120-277V 0-10V DIM DRIVER	080083892648	5.55	6	72	•	•	•	•	•	MX
LDSQ6B20D010	6 IN. SQUARE LED DOWNLIGHT, 2000 LUMENS, 120-277V 0-10V DIM DRIVER	080083892631	5.55	6	72	•	•	•	•	•	MX

6" Square Trims

6LBSQ1LI	SQUARE 6" LED DOWNLIGHT REFLECTOR, SELF FLANGED, SPECULAR CLEAR FINISH	080083770281	0.93	6	144	•	•	•	•	•	CN
6LBSQ0LI	SQUARE 6" LED DOWNLIGHT REFLECTOR, POLYMER TRIM RING, SPECULAR CLEAR FINISH	080083770267	0.93	6	144	•	•	•	•	•	CN
6LBSQ1H	SQUARE 6" LED DOWNLIGHT REFLECTOR, SELF FLANGED, HAZE FINISH	080083810888	0.93	6	144	•	•	•	•	•	CN
6LBSQ0H	SQUARE 6" LED DOWNLIGHT REFLECTOR, POLYMER TRIM RING, HAZE FINISH	080083810895	0.93	6	144	•	•	•	•	•	CN
6LBSQLWW0H	6" SQUARE LED LENSED WALL WASH REFLECTOR, POLYMER TRIM RING, HAZE FINISH	080083810918	0.93	6	288	•	•	•	•	•	CN
6LBSQ2LI	SQUARE 6" LED DOWNLIGHT REFLECTOR, SELF FLANGED PAINTED WHITE, SPECULAR CLEAR FINISH	080083810925	0.93	6	144	•	•	•	•	•	CN
6LBSQ2H	SQUARE 6" LED DOWNLIGHT REFLECTOR, SELF FLANGED PAINTED WHITE, HAZE FINISH	080083811007	0.93	6	144	•	•	•	•	•	CN
6LBSQLWW0LI	6" SQUARE LED LENSED WALL WASH REFLECTOR, POLYMER TRIM RING, SPECULAR CLEAR FINISH	080083811014	0.93	6	72	•	•	•	•	•	CN
6LBSQ0MW	SQUARE 6" LED DOWNLIGHT REFLECTOR, POLYMER TRIM RING, MATTE WHITE FINISH	080083811021	0.93	6	144	•	•	•	•	•	CN
6LBSQLWW2H	6" SQUARE LED LENSED WALL WASH REFLECTOR, SELF FLANGED PAINTED WHITE, HAZE FINISH	080083811038	0.93	6	144	•	•	•	•	•	CN
6LBSQ1MW	SQUARE 6" LED DOWNLIGHT REFLECTOR, SELF FLANGED, MATTE WHITE FINISH	080083811069	0.93	6	144	•	•	•	•	•	CN
6LBSQLWW1H	6" SQUARE LED LENSED WALL WASH REFLECTOR, SELF FLANGED, HAZE FINISH	080083811083	0.93	6	144	•	•	•	•	•	CN
6LBSQLWW2LI	6" SQUARE LED LENSED WALL WASH REFLECTOR, SELF FLANGED PAINTED WHITE, SPECULAR CLEAR FINISH	080083811106	0.93	6	144	•	•	•	•	•	CN
PRSQ6	6-INCH SQUARE RIMLESS PLASTER RING	080083781294	0.36	6	288	•	•	•	•	•	CN

4? Square Trim Wall Wash

4LBSQLWW0H	4" SQUARE LED LENSED WALL WASH REFLECTOR, POLYMER TRIM RING, HAZE FINISH	080083770021	0.763	6	144	•	•	•	•	•	CN
4LBSQLWW1WMH	4" SQUARE LED LENSED WALL WASH REFLECTOR, SELF FLANGED, WARM HAZE FINISH	080083810987	0.763	6	180	•	•	•	•	•	CN
4LBSQLWW1LI	4" SQUARE LED LENSED WALL WASH REFLECTOR, SELF FLANGED, SPECULAR CLEAR FINISH	080083810994	0.763	6	240	•	•	•	•	•	CN
4LBSQLWW1MW	4" SQUARE LED LENSED WALL WASH REFLECTOR, SELF FLANGED, MATTE WHITE FINISH	080083811045	0.763	6	180	•	•	•	•	•	CN
4LBSQLWW0LI	4" SQUARE LED LENSED WALL WASH REFLECTOR, POLYMER TRIM RING, SPECULAR CLEAR FINISH	080083811090	0.763	6	144	•	•	•	•	•	CN

CATALOG NUMBER	DESCRIPTION	UPC CODE	WEIGHT	CASE		PALLET					COO
				QTY	QTY	NJ	TX	IL	CA	GA	
6" Trims											
6LBW1H	6" LED WIDE BEAM REFLECTOR, SELF FLANGED, HAZE FINISH	080083769216	0.5	6	180		•	•	•	•	CN
6LBW0H	6" LED WIDE BEAM REFLECTOR, POLYMER TRIM RING, HAZE FINISH	080083769513	0.5	6	180	•			•	•	CN
6LBW2H	6" LED WIDE BEAM REFLECTOR, HAZE FINISH, SELF FLANGED PAINTED WHITE	080083769537	0.93	6	180			•		•	CN
6LBW0LI	6" LED WIDE BEAM REFLECTOR, POLYMER TRIM RING, SPECULAR CLEAR FINISH	080083769438	0.5	6	180			•	•	•	CN
6LBW1LI	6" LED WIDE BEAM REFLECTOR, SELF FLANGED, SPECULAR CLEAR FINISH	080083769414	0.5	6	180			•	•	•	CN
6LBW2LI	6" LED WIDE BEAM REFLECTOR, SELF FLANGED PAINTED WHITE, SPECULAR CLEAR FINISH	080083769452	0.5	6	180			•		•	CN
6LBN0LI	6" LED NARROW BEAM REFLECTOR, POLYMER TRIM RING, SPECULAR CLEAR FINISH	080083769339	0.93	6	144					•	CN
6LBM1H	6" LED MEDIUM BEAM REFLECTOR, SELF FLANGED, HAZE FINISH	080083769353	0.93	6	144			•	•	•	CN
6LBM0H	6" LED MEDIUM BEAM REFLECTOR, POLYMER TRIM RING, HAZE FINISH	080083769117	0.93	6	144			•	•	•	CN
6LBM0LI	6" LED MEDIUM BEAM REFLECTOR, POLYMER TRIM RING, SPECULAR CLEAR FINISH	080083769292	0.93	6	144			•	•	•	CN
6LBM2LI	6" LED MEDIUM BEAM REFLECTOR, SPECULAR CLEAR FINISH, SELF FLANGED PAINTED WHITE	080083769315	0.93	6	144			•	•	•	CN
6LBM1LI	6" LED MEDIUM BEAM REFLECTOR, SELF FLANGED, SPECULAR CLEAR FINISH	080083769278	0.93	6	144			•	•	•	CN
6LBM2H	6" LED MEDIUM BEAM REFLECTOR, HAZE FINISH, SELF FLANGED PAINTED WHITE	080083769377	0.93	6	144	•		•		•	CN
6LBN1LI	6" LED NARROW (30° BEAM) DISTRIBUTION TRIM, SPUN ALUMINUM, SELF-FLANGED, SPECULAR CLEAR	080083892310	0.763	6	180		•		•	•	US
6LBM1HE	6" LED MEDIUM (50° BEAM) DISTRIBUTION TRIM, SPUN ALUMINUM, SELF-FLANGED, SEMI-SPECULAR CLEAR, INTEGRAL EMERGENCY TEST SWITCH	080083892297	0.763	6	144		•	•		•	US
6LBM0MW	6" LED MEDIUM (50° BEAM) DISTRIBUTION TRIM, SPUN ALUMINUM, WHITE RING, MATTE WHITE	080083892280	0.93	6	144	•					US
6LBM1LIE	6" LED MEDIUM BEAM REFLECTOR, SELF FLANGED, SPECULAR CLEAR FINISH, FOR IEM	080083769599	0.93	6	144		•		•	•	CN
PRR6	6-INCH ROUND RIMLESS PLASTER RING	080083781270	1	180	2160					•	CN
6LBM1MW	6" LED MEDIUM (50° BEAM) DISTRIBUTION TRIM, SPUN ALUMINUM, SELF-FLANGED, MATTE WHITE	080083892303	0.763	6	180	•		•			US
6LBW0MW	6" LED WIDE (75° BEAM) DISTRIBUTION TRIM, SPUN ALUMINUM, WHITE TRIM, MATTE WHITE	080083892327	0.93	6	144	•				•	US
8" Downlight											
LDRT8B50D010TE	LED DOWNLIGHT RETROFIT 8", 5000 LUMENS, 120-277V	080083150816	4.3	2	32					•	MX
LD8B20D010	LED DOWNLIGHT 8" NOMINAL APERTURE, 2000 LUMENS, 120-277V, 0-10V DIMMING	080083150809	4	2	144					•	MX
8" Trims											
8LBW1LI	8" LED WIDE SPUN REFLECTOR, SELF-FLANGED, SPECULAR CLEAR	080083828166	1.253	1	80					•	US
8" Power Modules											
ER8B50708030	LED MODULE, 5000/6000 OR 7000 LUMENS, 80CRI, 3000K	080083150854	3	6	144					•	US
ER8B50708035	LED MODULE, 5000/6000 OR 7000 LUMENS, 80CRI, 3500K	080083150830	3	6	144					•	US
ER8B50709035	LED MODULE, 5000/6000 OR 7000 LUMENS, 90CRI, 3500K	080083150847	3	6	144					•	US
ER8B30408040	LED MODULE, 3000 OR 4000 LUMENS, 80CRI, 4000K	080083150823	2.783	6	144					•	US
ER8B10208040	LED MODULE, 1000/1500/2000 LUMENS, 80CRI, 4000K	080083150595	3	6	144					•	US
ER8B30409030	LED MODULE, 3000 OR 4000 LUMENS, 90CRI, 3000K	080083150861	2.8	6	144					•	US
Adjustable Housings											
HA3MRWL10	3" LOW VOLTAGE LED MR16 DIRECTIONAL, 120/277V, 10W MAX HOUSING	080083150588	10	2	72					•	MX

CATALOG NUMBER	DESCRIPTION	UPC CODE	WEIGHT	CASE QTY	PALLET						COO
					QTY	NJ	TX	IL	CA	GA	
Adjustable Trims and Accessories											
LAR15SP	BEAM FORMING SPOT REFLECTOR 15" FOR 4" ADJUSTABLE	080083736362	0.2	12	768					•	US
LAR25NF	BEAM FORMING NARROW FLOOD REFLECTOR 25" FOR 4" ADJUSTABLE	080083736386	0.2	12	768					•	US
LARL20NF	BEAM FORMING NARROW FLOOD REFLECTOR 20" FOR 6" ADJUSTABLE	080083736447	0.2	12	768					•	US
LARL15SP	BEAM FORMING SPOT REFLECTOR 15" FOR 6" ADJUSTABLE	080083736423	0.2	12	576					•	US
LAR35FL	BEAM FORMING FLOOD REFLECTOR 35" FOR ADJUSTABLE	080083736409	0.2	12	960						US
6LFC1LI	6" DOWNLIGHT REFLECTOR SPECULAR CLEAR FINISH	080083753680	0.9	1	360					•	US
4LLWW1LI	4" LENSED WALL WASH REFLECTOR SPECULAR CLEAR FINISH	080083753710	0.9	4	504					•	US
4LA1LI	4" ADJUSTABLE CUT REFLECTOR SPECULAR CLEAR FINISH	080083753727	0.8	4	504					•	US
6LA1LI	6" ADJUSTABLE CUT REFLECTOR SPECULAR CLEAR FINISH	080083753703	0.9	1	360					•	US
6LLWW1LI	6" LENSED WALL WASH REFLECTOR SPECULAR CLEAR FINISH	080083753697	0.9	1	360					•	US
LARH20SP	BEAM FORMING SPOT REFLECTOR 20" FOR 4" ADJUSTABLE	080083745388	0.2	12	768					•	CN
LARH30NF	BEAM FORMING NARROW FLOOD REFLECTOR 30" FOR 6" ADJUSTABLE	080083745401	0.2	12	768					•	CN
LARH40FL	BEAM FORMING FLOOD REFLECTOR 40" FOR 6" ADJUSTABLE	080083745364	0.2	12	768					•	CN
ABR10P	OVERSIZE TRIM RING FOR MAX 10" CEILING OPENING - 11.3" FLANGE	080083707287	4.75	1	45	•				•	MX

Surface Mount



Cylinders

P836MB	PENDANT KIT FOR CYLINDERS 36" BLACK	080083753635	2.8	1	75					•	MX
AC48P	AIRCRAFT CABLE FOR CYLINDERS 48" WHITE CANOPY	080083753802	1.53	1	210					•	MX
AC120MB	AIRCRAFT CABLE FOR CYLINDERS 120" BLACK CANOPY	080083753758	1.53	1	180					•	MX
LSR6B15D010P	6" ROUND WHITE 1500 LUMEN CYLINDER, 120-277V, 0-10V 1 PCT DRIVER	080083787562	4.4	1	48					•	MX
LSR6B15D010MB	6" ROUND MATTE BLACK 1500 LUMEN CYLINDER, 120-277V, 0-10V 1 PCT DRIVER	080083787579	4.4	1	32					•	MX
LSR6B20D010P	6" ROUND WHITE 2000 LUMEN CYLINDER, 120-277V, 0-10V 1 PCT DRIVER	080083787548	4.4	1	32					•	MX
LSR6B20D010MB	6" ROUND MATTE BLACK 2000 LUMEN CYLINDER, 120-277V, 0-10V 1 PCT DRIVER	080083787555	4.4	1	32					•	MX
EC6B10208040	6" CYLINDER LED MODULE, 1000-2000 LUMEN LEVELS, 80CRI, 4000K	080083892389	1.28	6	480					•	MX
EC6B10208035	6" CYLINDER LED MODULE, 1000-2000 LUMEN LEVELS, 80CRI, 3500K	080083892372	1.28	6	480					•	MX
EC6B10208030	6" CYLINDER LED MODULE, 1000-2000 LUMEN LEVELS, 80CRI, 3000K	080083892365	1.28	6	480					•	MX
LNS4RUD	4" UP/DOWN GASKETED LENS, WET LOCATION, ROUND	080083785667	1	1	1					•	CN
LNS4SQUD	4" UP/DOWN GASKETED LENS, WET LOCATION, SQUARE	080083785681	1	1	1					•	CN
LNS6RUD	6" ROUND UP/DOWN GASKETED LENS, WET LOCATION	080083785711	0.12	6	120					•	CN

CATALOG NUMBER	DESCRIPTION	UPC CODE	WEIGHT	CASE		PALLET				COO
				QTY	QTY	NJ	TX	IL	CA	

CFL

Recessed



6" Vertical Downlight

CD6018E	VERTICAL 6" 18W CFL HOUSING, 120-277V ELECTRONIC BALLAST	080083660896	4.55	1	16															US
CD6042EIEM	VERTICAL 6" 26/32/42W CFL HOUSING WITH INTEGRAL EMERGENCY MODULE, 120-277V ELECTRONIC BALLAST,	080083660940	2.511	1	20															MX



6" Horizontal Downlight

CD6126E	HORIZONTAL 6" 26W CFL HOUSING, 120-277V ELECTRONIC BALLAST	080083660957	4.75	1	45															MX
CD6142E	HORIZONTAL 6" 26/32/42W CFL HOUSING, 120-277V ELECTRONIC BALLAST	080083660971	4.056	1	45															MX
CD6213E	HORIZONTAL 6" 2-13W CFL HOUSING, 120-277V ELECTRONIC BALLAST	080083660995	4.75	1	45															MX
CD6226E	HORIZONTAL 6" 2-26W CFL HOUSING, 120-277V ELECTRONIC BALLAST	080083661015	3.181	1	54															MX
CD6142EDR32	HORIZONTAL 6" 32W DERATED HOUSING	080083722679	4.75	1	36															MX

6" SQ Trims

6CSQ1LI	REFLECTOR 6" COMPACT FLUORESCENT SQUARE SELF FLANGED SPECULAR CLEAR FINISH	080083610051	1.43	1	96															US
6CSQ1LIWF	REFLECTOR 6" COMPACT FLUORESCENT SQUARE SELF FLANGED PAINTED WHITE SPECULAR CLEAR FINISH	080083765362	0.85	1	96															US

6" Trims

6CWVW1421LI	VERTICAL 6" CFL WALL WASH REFLECTOR, SELF FLANGED, SPECULAR CLEAR FINISH	080083660827	0.511	1	100															US
6CLV142M1LI1	VERTICAL 6" CFL ACRYLIC PRISMATIC MEDIUM BEAM LENS REFLECTOR, SELF FLANGED, SPECULAR CLEAR FINISH	080083660841	2.2	1	125															US
6CV142W1LI	VERTICAL 6" CFL WIDE BEAM REFLECTOR, SELF FLANGED, SPECULAR CLEAR FINISH	080083660889	1.031	1	100															US
6CH1420LI	HORIZONTAL 6" CFL REFLECTOR, POLYMER TRIM RING, SPECULAR CLEAR FINISH, 1 LAMP	080083661046	1.188	1	100															US
6CH1421H	HORIZONTAL 6" CFL REFLECTOR, SELF FLANGED, HAZE FINISH	080083661053	0.815	1	100															US
6CH2261LI	HORIZONTAL 6" CFL REFLECTOR, SELF FLANGED, SPECULAR CLEAR FINISH, 2 LAMP	080083661091	1.1	1	100															US
6CH1421HWF	HORIZONTAL 6" CFL REFLECTOR, SELF FLANGED PAINTED WHITE, HAZE FINISH	080083661107	1.1	1	100															US
6CV142W1LIWF	VERTICAL 6" CFL WIDE BEAM REFLECTOR, SELF FLANGED PAINTED WHITE, SPECULAR CLEAR FINISH	080083722730	1.2	1	100															US
6CV142M1HWF	VERTICAL 6" CFL MEDIUM BEAM REFLECTOR, SELF FLANGED PAINTED WHITE, HAZE FINISH	080083722747	1.2	1	100															US

CFL Accessories

Accessories

C836P	PENDANT KIT, CFL, 36", WHITE	662400602187	3.618	4	300															US
ABR8P	REMODEL ADAPTER RING FOR 9" OD	080083699629	0.13	12	864															US

Incandescent

Incandescent Accessories

Accessories

H836P	PENDANT KIT, 36", INCANDESCENT, WHITE	662400133681	1.879	1	50															US
-------	---------------------------------------	--------------	-------	---	----	--	--	--	--	--	--	--	--	--	--	--	--	--	--	----

CATALOG NUMBER	DESCRIPTION	UPC CODE	WEIGHT	CASE QTY	PALLET					COO
					QTY	NJ	TX	IL	CA	

CFL, HID, and Incandescent Accessories

CFL, HID, and Incandescent Accessories

Accessories

HB26	BAR HANGER, C-CHANNEL 26" LONG	662400136187	1.3	20	640	•	•	•	•	•	US
RMB22	22" LONG WOOD JOIST MOUNTING BARS	662401000821	1.141	4	384				•	•	US
TRM6P	6" METAL TRIM RING - WHITE	662400149170	0.1	12	175	•	•				US
LGSKT4IP66	4 IN. IP66 GASKET KIT	080083892655	1	12	448		•				US
AC48MB	48" AIRCRAFT CABLE-BLACK	080083892341	1.53	1	216			•	•		MX
LGSKT6SQIP66	6 IN. SQUARE IP66 GASKET KIT	080083892662	0.13	1	640					•	US
AC120P	120" AIRCRAFT CABLE-WHITE	080083892334	1.53	1	216					•	MX

CATALOG
NUMBER



DESCRIPTION



UPC CODE WEIGHT CASE PALLET
QTY QTY NJ TX IL CA GA COO



Iris



Iris Platform



3" IC Rated LED	
	P3LED09830E 3" IC LED HOUSING, 900LM, 80CRI, 3000K 080083694662 14.2 1 20  US
	P3LED09827E 3" IC LED HOUSING, 900LM, 80CRI, 2700K 080083729647 14.2 1 20  US
	P3LED09927E 3" IC LED HOUSING, 900LM, 90CRI, 2700K 080083729654 14.2 1 20  US
	P3LED09930E 3" IC LED HOUSING, 900LM, 90CRI, 2300K 080083729760 14.2 1 20  US



3" Non-IC Low Voltage	
	PN3MR 3" NON-IC LOW VOLTAGE HOUSING 662400609667 5.794 1 126  US

3" Non-IC Low Voltage Remodel	
	RPN3MR 3" NON-IC LOW VOLTAGE REMODEL HOUSING 50W 623961149153 4.75 1 160  US



4" Square IC Rated	
	P408ICAT 4" IC RATED MODULAR HOUSING 623961387203 6.475 2 40  CN



4" Square Non-IC	
	P406TAT 4" SQUARE NON-IC MODULAR HOUSING 623961082795 8.9 2 48  CN

5" IC Rated	
	P5 5" IC RATED MODULAR HOUSING 662400611356 5.585 1 225  CN











5" Non-IC	
	PN5 5" NON-IC MODULAR HOUSING 622697326531 3.943 1 75  US



Iris Power Modules

4" Square MR16 Low Voltage - MA4MR	
	MA4MR 4" SQUARE ADJUSTABLE MR16 LOW VOLTAGE MODULE 623961379352 5.35 12 192  CN

4" Square MR16 Low Voltage - MV4MR	
	MV4MR 4" SQUARE VERTICAL MR16 LOW VOLTAGE MODULE 623961677809 1.2 1 400  US

5" and 7" Line Voltage Downlight	
	M120 5" AND 7" LINE VOLTAGE A AND PAR LAMP DOWNLIGHT MODULE 662400615415 0.34 12 1152  US

CATALOG NUMBER	DESCRIPTION	UPC CODE	WEIGHT	CASE QTY	PALLET QTY	NJ	TX	IL	CA	GA	COO
Iris Optical Element											
	3" Adjustable Accent										
E3AAC	3" ADJUSTABLE ACCENT, CLEAR REFLECTOR	662400684831	0.52	6	480						US
E3AAH	3" ADJUSTABLE ACCENT, HAZE REFLECTOR	080083666737	0.52	6	480						US
E3OVAL	3" OVAL PINHOLE	662400685920	0.52	6	480						US
	3" Downlight Shower										
E3SRH	3" DOWNLIGHT SHOWER, HAZE REFLECTOR	662400685470	0.52	6	480						US
	3" Lensed Shower Downlight										
E3SRC	3" LENSED SHOWER DOWNLIGHT, CLEAR REFLECTOR	080083729630	0.52	6	480						US
	3" MR16 Downlight										
E3MRH	3" MR16 DOWNLIGHT, HAZE REFLECTOR	662400685364	0.52	6	384						US
E3MRC	3" MR16 DOWNLIGHT, CLEAR REFLECTOR	662400685357	0.52	6	480						US
E3MRMW	3" MR16 DOWNLIGHT, MATTE WHITE REFLECTOR	080083729616	0.52	6	480						US
	3" Pinhole										
E3PIN	3" PINHOLE	662400684183	0.52	6	480						US
E3PINLARGE	3" PINHOLE LARGE	662400684275	0.52	6	480						US
	4" Square Adjustable Accent										
E4AAH	4" SQUARE ADJUSTABLE ACCENT, HAZE REFLECTOR	623961366369		1	1	300					US
	4" Square Pinhole										
E4PIN	4" SQUARE PINHOLE, WHITE	623961366444	0.661	36	288						CN
	4" Square Shower Pinhole										
E4PINSRRL	4" SQUARE SHOWER PINHOLE, WHITE, RIMLESS	080083521746	0.85	36	288						US
	4" Parabolic Lower Shielding Reflector										
E4MRH	4" SQUARE DOWNLIGHT, HAZE REFLECTOR	623961520594	0.31	6	240						US
	5" PAR30 Downlight										
E5P30H	5" PAR30 DOWNLIGHT, HAZE REFLECTOR	662400615996	1.37	6	144						US

CATALOG NUMBER	DESCRIPTION	UPC CODE	WEIGHT	CASE		PALLET					COO	
				QTY	QTY	NJ	TX	IL	CA	GA		
Iris Components & Accessories												
Lenses												
	LHEX	2IN HEX CELL LOUVER	662400614845	0.041	50	6000					•	US
	LSF	2" SOFT FOCUS LENS	662400614722	0.025	100	24000					•	US
	LSPD	2" SPREAD LENS	662400614715	0.114	50	5000					•	US
Mount Collars												
	FMC3	3" FLUSH MOUNT COLLAR	622696870677	0.448	6	600					•	US
Replacement Socket												
	MRSKT	REPLACEMENT SOCKET FOR M5MR MODULE	662401631711	0.15	20	400					•	US
Accessories												
	LC16KIT	RETROFIT LAMP CAPSULE KIT FOR PN3MR	623961078651	0.17	36	432					•	CN
	RLA4X4	4" RIMLESS ADAPTER	623961524912	0.263	54	864					•	CN
	RA4X4	4" SQUARE RIMLESS ADAPTER	080083603169	0.938	12	240					•	CN
	RG50FL40	50MM GLASS LED REFLECTOR, 40 DEGREE	080083615261	0.14	10	5400					•	DE;US
	RG50MH	50MM LED REFLECTOR MEDIA HOLDER	080083617623	0.79	1	1540					•	US
	RG50NFL25	50MM GLASS LED REFLECTOR, 25 DEGREE	080083615278	0.12	10	6240					•	DE;US
	RG50NSP10	50MM GLASS LED REFLECTOR, 10 DEGREE	080083615285	0.12	10	6240					•	DE;US
	RG50SP15	50MM GLASS LED REFLECTOR, 15 DEGREE	080083628742	0.153	1	10					•	DE;US

CATALOG NUMBER

DESCRIPTION

UPC CODE WEIGHT QTY CASE PALLET QTY NJ TX IL CA GA COO

Lumiere

Accent / Flood Cambria - 203



Low Voltage - 203

203-50MR16-12-BK	50W MR16 SIDE STEM, BLACK	080083694891	1.14	1	720											US
203-50MR16-12-BZ	50W MR16 SIDE STEM, BRONZE	080083694907	0.92	1	400											US
203-CRS-50MR16-12-BZ	50W MR16 CENTER REAR SWIVEL STEM, BRONZE	080083694921	1.429	1	650											US
203-50MR16-12-CS	50W MR16 SIDE STEM, CITY SILVER	080083694914	1.2	1	400											US
203-50MR16-12-WT	50W MR16 SIDE STEM, WHITE	783363038469	1.2	1	400											US

Inground Boca - 613



Low Voltage - 613

613-50MR16-12-BK	50W MR16, 4.5" DIAMETER OPEN APERTURE 22 DEGREE TILT 360 DEGREE ROTATE, BLACK	662400742845	3.1	1	486											US
613-50MR16-12-NBR	50W MR16, 4.5" DIAMETER OPEN APERTURE 22 DEGREE TILT 360 DEGREE ROTATE, NATURAL BRASS	783363038957	3.787	1	486											US

Wall

Westwood - 903



Low Voltage - 903 dual head

903-2-50MR16-120/12-BZ	50W MR16 DUAL HEAD INTEGRAL TRANSFORMER, BRONZE	783363045313	5.658	1	112											US
------------------------	---	--------------	-------	---	-----	--	--	--	--	--	--	--	--	--	--	----



Low Voltage - 903

903-50MR16-120/12-BZ	50W MR16 SINGLE HEAD INTEGRAL TRANSFORMER, BRONZE	783363044798	2.054	1	60											US
----------------------	---	--------------	-------	---	----	--	--	--	--	--	--	--	--	--	--	----

Westwood - 912



Line Voltage - 912 dual head

912-2-50PAR20-120-BZ	50W PAR20 DUAL HEAD, BRONZE	783363087474	2.806	1	180											US
----------------------	-----------------------------	--------------	-------	---	-----	--	--	--	--	--	--	--	--	--	--	----

Step

Zuma - 1211



Compact Fluorescent - 1211

1211-LP-CF9-120-BK	9W TT LOUVERED POLYCARBONATE FACEPLATE, BLACK	783363038490	1.581	1	650											US
--------------------	---	--------------	-------	---	-----	--	--	--	--	--	--	--	--	--	--	----

Pathway

Cambria - 206



Low Voltage - 206

206-50MR16-12-BK	50W MR16, 13.375" SIDE STEM, BLACK	783363038988	1.613	1	360											US
206-50MR16-12-BZ	50W MR16, 13.375" SIDE STEM, BRONZE	662400743439	1.795	1	360											US

CATALOG NUMBER	DESCRIPTION	UPC CODE	WEIGHT	QTY	CASE PALLET						COO
					QTY	NJ	TX	IL	CA	GA	


Underwater

Atlantis - 1407



Low Voltage - 1407 1407-75MR16-12-NBZ	75W MR16, NATURAL BRONZE	622697307103	6.268	1	100															US
---	--------------------------	--------------	-------	---	-----	--	--	--	--	--	--	--	--	--	--	--	--	--	--	----

Accessories



Lenses, Louvers & Filters																				
OSL	OVERALL SPREAD LENS FOR MR16 FIXTURES	662400741404	0.269	1	800															US
LSL	LINEAR SPREAD LENS FOR MR16 FIXTURES	662401101856	0.083	20	2160															US
LVR	HEX CELL LOUVER FOR MR16 FIXTURES	662400740308	0.048	1	500															US
DIF	DIFFUSED LENS FOR MR16 LAMPS	662400756798	0.068	50	7500															US



Ground Mounting																				
GS03-BK	GROUND SPIKE FOR LOW VOLTAGE FIXTURES ACCEPTS 1/2" NPS HUBS, BLACK	783363039008	0.543	1	100															US
GS05	GROUND SPIKE HEIGHT ADJUSTABLE POLYCARBONATE, BLACK	662400740537	0.556	1	600															US



Optical Accessories																				
FH-203-BZ	GLARE SHIELD FOR 203 FIXTURE, BRONZE	783363038704	0.468	1	1440															US
FH-203-BK	GLARE SHIELD FOR 203 FIXTURE, BLACK	783363038797	0.235	1	1536															US
FH-203-WT	GLARE SHIELD FOR 203 FIXTURE, WHITE	783363044767	0.27	1	1536															US



Surface, Wall & Tree Mounting																				
TM05-BZ	RECTANGULAR MOUNT SURFACE/TREE, BRONZE	783363038858	0.3	20	2100															US
TM01-BZ	ROUND MOUNT SURFACE/TREE, BRONZE	662400743583	0.2	1	2000															US
TM01-WT	ROUND MOUNT SURFACE/TREE, WHITE	662400743644	0.2	1	200															US
RS1-BK	ROUND WALL PLATE/BOX COVER SINGLE MOUNT FOR USE WITH MBR1, BLACK	783363039282	0.943	1	200															US
RS1-BZ	ROUND WALL PLATE/BOX COVER SINGLE MOUNT FOR USE WITH MBR1, BRONZE	783363040028	0.776	1	5000															US
FS1-BZ	RECTANGULAR WALL PLATE/BOX COVER SINGLE MOUNT FOR USE WITH MB1, BRONZE	783363078960	0.463	66	3300															US
TM05-BK	RECTANGULAR MOUNT SURFACE/TREE, BLACK	783363039312	0.25	1	1000															US
TM05-WT	RECTANGULAR MOUNT SURFACE/TREE, WHITE	783363041834	1	1	1															US

CATALOG
NUMBER

DESCRIPTION

UPC CODE WEIGHT QTY CASE PALLET
QTY NJ TX IL CA GA COO

McGraw-Edison

Parking Garage and Canopy

TopTier LED



Round WaveStream

CATALOG NUMBER	DESCRIPTION	UPC CODE	WEIGHT	QTY	CASE QTY	PALLET QTY	NJ	TX	IL	CA	GA	COO
TT-C3-LED-E1-WQ-AP	ROUND WAVESTREAM PARKING GARAGE AND CANOPY LED LUMINAIRE, C3 LUMEN PACKAGE, 120-277V, 4000K CCT, 70 CRI, WQ WIDE DISTRIBUTION, GRAY	080083786503	16	1	16							MX
TT-C3-LED-E1-WQ	ROUND WAVESTREAM PARKING GARAGE AND CANOPY LED LUMINAIRE, C3 LUMEN PACKAGE, 120-277V, 4000K CCT, 70 CRI, WQ WIDE DISTRIBUTION, WHITE	080083788361	16	1	16							MX
TT-C5-LED-E1-WQ	ROUND WAVESTREAM PARKING GARAGE AND CANOPY LED LUMINAIRE, C5 LUMEN PACKAGE, 120-277V, 4000K CCT, 70 CRI, WQ WIDE DISTRIBUTION, WHITE	080083788217	16	1	16							MX
TT-C2-LED-E1-WQ	ROUND WAVESTREAM PARKING GARAGE AND CANOPY LED LUMINAIRE, C2 LUMEN PACKAGE, 120-277V, 4000K CCT, 70 CRI, WQ WIDE DISTRIBUTION, WHITE	080083787746	16	1	16							MX

CATALOG
NUMBER

DESCRIPTION

UPC CODE WEIGHT QTY CASE PALLET
QTY NJ TX IL CA GA COO

Fail-Safe

Commercial Vandal Resistant LED



HVSL8

HVSL8-4-LD4-2STD-40-UNV-C-EDC1

HARMONY VANDAL RESISTANT LINEAR STEEL LED, 2 LED ROWS, STANDARD OUTPUT, 4000K, CLEAR LENS

080083753505

11

1

30



US

Surface



FPS

VRSD

VANDAL RESISTANT SCREW DRIVER

662400129509

0.238

200

5000



MX

Linear Fluorescent



FWW

FWW-232-UNV-EB81

WALL VANDAL WRAP, 4', TWO 32W T8 LAMP, WET LOCATION

622696471058

22

1

40



US

Medical Wall



MLN

MLN-UNV-BN

NIGHTLIGHT, VERTICAL LOUVER, UNV, BRUSHED NICKEL

080083840908

0.71

6

144



MX;US

MLN-UNV-W

NIGHTLIGHT, VERTICAL LOUVER, UNV, WHITE

080083840915

0.88

6

144



MX;US



MSN

MSN-UNV-W

NIGHTLIGHT, SCOOP, UNV, WHITE

080083840922

0.71

6

432



MX;US

Undercabinet



MAS

UCL-4-LD4-35-A12125-EDC1-UNV

4 FT. UNDERCABINET, LED, 3500K 120/277V, NON-DIM, ACRYLIC PATTERN

080083840946

12

1

52



US

UCL-2-LD4-35-A12125-EDC1-UNV

2 FT. UNDERCABINET, LED, 3500K 120/277V, NON-DIM, ACRYLIC PATTERN

080083840939

12

1

104



US

Accessories

Accessories



Drywall Framing Kit

DFCL-2424W-U

2' X 2' DRYWALL FRAMING KIT, WHITE WITH GASKET

080083840861

2.822

1

130



US

DFCL-2448W-U

2' X 4' DRYWALL FRAMING KIT

080083840878

2.822

1

130



US

DFCL-1248W-U

1' X 4' DRYWALL FLANGE KIT, WHITE WITH GASKET

080083753994

2.822

1

130



US

CATALOG
NUMBER

DESCRIPTION

UPC CODE

WEIGHT

CASE QTY
PALLET QTY

NJ TX IL CA GA

COO

MWS

Starter Fitting



277V
27ST12/2G

277V 1-HOT, NEUTRAL AND GROUND

622697277604

0.91

6

192

--	--	--	--	--	--	--	--	--	--	--	--	--	--	--	--	--	--	--	--	--

MX

CATALOG NUMBER	DESCRIPTION	UPC CODE	WEIGHT	CASE QTY	PALLET QTY	CASE PALLET					COO
						NJ	TX	IL	CA	GA	

HID Accessories

HID Accessories Industrial

HPKT-400-CWA-MT	400 HPS CWA MULTI-TAP REPLACEMENT BALLAST KIT	622696652679	20	1	125						•	MX
-----------------	---	--------------	----	---	-----	--	--	--	--	--	---	----

Lumark

PB120V	BUTTON PHOTOCONTROL 120V FIELD INSTALLABLE, WARRIOR, WALLY, Z-PAK, WAL-PAK, WAL-LITE	662400121206	0.16	6	1152						•	US
OA/RA1013	SHORTING CAP FOR NEMA TWISTLOCK PHOTOCONTROL RECEPTACLE, FLOODLIGHTS ACCESSORY	662400116974	0.25	1	936			•			•	MX;US
PB277V-BUTTON-PC	BUTTON PHOTOCONTROL 277V FIELD INSTALLABLE, WARRIOR, WALLY, Z-PAK, WAL-PAK, WAL-LITE	662400124283	0.162	10	3500						•	US
SR-CARETAKER	CARETAKER SMALL ACRYLIC REFRACTOR	080083699087	0.8	5	200	•			•	•	•	MX
HS-VERD	PREVAIL & VERDEON HOUSE SIDE SHIELD	080083763573	0.055	10	2000	•					•	MX
PRVMA-BZ	PREVAIL LED AREA/SITE, MAST ARM ASSEMBLY, BRONZE	080083763580	2.67	1	120						•	MX
PRVWM-BZ	PREVAIL LED AREA/SITE, WALL MOUNT ARM ASSEMBLY, BRONZE	080083764198	6	1	45						•	MX

McGraw Edison

LU9Y003	ANCHOR BOLT, BOLLARD	623961813962	0.821	500	2000						•	•	US
---------	----------------------	--------------	-------	-----	------	--	--	--	--	--	---	---	----

Lumark and McGraw Edison

Lumark Floodlight and McGraw Edison Galleria Square

OA/RA1016	NEMA TWISTLOCK PHOTOCELL 105-285V	662400117001	0.23	100	1800						•	•	•	MX;US
-----------	-----------------------------------	--------------	------	-----	------	--	--	--	--	--	---	---	---	-------



Lumark Floodlight and McGraw Edison Pole Bracket / Adapters

101-A22	TWO AT 180 DEGREE BULLHORN FOR 2 3/8" OD VERTICAL TENON BRONZE	662401675739	22	1	20						•	US
101-A23	TWO AT 180 DEGREE BULLHORN FOR 3 1/2" OD VERTICAL TENON BRONZE	662400673446	24.9	1	16						•	US
RABBZ	RIGHT ANGLE BRACKET WALL MOUNT 8" BRONZE	662401691739	7.513	1	96			•	•		•	US
SAB	SIDE ANGLE BRACKET WALL MOUNT GALVANIZED	662400121107	7.749	1	72						•	US
SAB-BZ	SIDE ANGLE BRACKET WALL MOUNT BRONZE	662400971702	6.29	2	60						•	MX;US
TYS-BZ	TRUNNION YOKE SLIPFITTER FOR 2 3/8", 3" & 3 1/2" OD VERTICAL TENON BRONZE, FLOODLIGHTS ACCESSORY	080083521654	3.022	8	256						•	CN;MX
MA1011-BZ	TWO AT 180 DEGREE TENON ADAPTER FOR 3 1/2" OD VERTICAL TENON BRONZE, GALLERIA SQUARE	662400123897	14.54	1	112						•	US
OA/RA1027	NEMA TWISTLOCK PHOTOCELL 480V	662400117018	0.223	50	1000						•	US
TASQ-4-2	2 3/8" OD VERTICAL REMOVABLE TENON FOR 4" SQUARE STRAIGHT STEEL POLE BRONZE	662401692699	7.2	1	200						•	US

Accessories

Accessories

CZ2-EQCLIP-U PK	T-BAR SAFETY EARTHQUAKE CLIPS	080083151509	0.15	60	70						•	•	MX
OA/RA1014	NEMA TWISTLOCK PHOTOCELL 120V	662400116981	0.23	100	1800						•	•	US
ISHH-01	INTEGRATED SENSOR PROGRAMMING REMOTE	080083736287	0.17	250	5000						•	•	GB
ISHH-02	INTEGRATED SENSOR PERSONAL REMOTE	080083736294	0.15	250	6048						•	•	KR
TR40-2	TENON REDUCER 4" OD TO 2 3/8" OD BRONZE	662401026883	7.1	1	200						•	•	US

CATALOG NUMBER	DESCRIPTION	UPC CODE	WEIGHT	CASE		PALLET						COO
				QTY	QTY	NJ	TX	IL	CA	GA		

Poles

Poles

Steel Poles

Accessories

AB1	3/4" X 25 ANCHOR BOLT W/2 NUTS, 2 FLAT WASHER	662400115014	3.262	4	300	•	•	•	•	•	CN;US
TMP1	ANCHOR BOLT TEMPLATE 11" SSS 4-BOLT CIRCLE 3/4" ANCHOR BOLTS	662400119142	0.046	100	18000	•	•	•	•	•	CN;US
AB1GF	3/4" X 25" ANCHOR BOLT W/2 NUTS, 2 FLAT WASHERS, FULLY GALVANIZED	080083587544	3.15	4	200				•		US
AB3	1" X 36" ANCHOR BOLT W/2 NUTS, 2 FLAT WASHERS	662400115038	8.5	4	100	•	•	•	•	•	US
TMP2	ANCHOR BOLT TEMPLATE 12 1/2" SSS 4-BOLT CIRCLE 1" ANCHOR BOLTS	662400119159	0.194	500	9000			•		•	US
TMP4	ANCHOR BOLT TEMPLATE 11" RTS 4-BOLT CIRCLE 3/4" ANCHOR BOLTS	662400124917	0.04	200	12800					•	US
TMP5	ANCHOR BOLT TEMPLATE 12 1/2" RTS 4-BOLT CIRCLE 1" ANCHOR BOLTS	662400124245	0.346	300	10800				•	•	US



4"											
SSS4A20SFM4	4" SQUARE STRAIGHT STEEL X .120 X 20' M4 DRILL BRONZE INCLUDES HARDWARE KIT, MUST BE ORDERED WITH AB1 AND TMP1	622697005276		1	1	1	•	•	•		MX
SSS4A25SFM4	4" SQUARE STRAIGHT STEEL X .120 X 25' M4 DRILL BRONZE INCLUDES HARDWARE KIT, MUST BE ORDERED WITH AB1 AND TMP1	662401143467	216	1	1			•	•		MX

CATALOG
NUMBER

DESCRIPTION

UPC CODE WEIGHT CASE PALLET
QTY QTY NJ TX IL CA GA COO



Controls

Lighting Control Panels - Stand-Alone

LiteKeeper 4		LiteKeeper 8		LiteKeeper 16		LiteKeeper Boards and Accessories		
	LK4-120NO	LITEKEEPER 4 STAND ALONE LIGHTING CONTROL PANEL, 120 VAC, NORMALLY OPEN RELAYS	080083592043	9.4	1	126	• •	US
	LK4-277NO	LITEKEEPER 4 STAND ALONE LIGHTING CONTROL PANEL, 277 VAC, NORMALLY OPEN RELAYS	080083594603	10	1	150		US
	LK8	LITEKEEPER 8 STAND ALONE LIGHTING CONTROL PANEL	080083594573	11.602	1	45	• • •	US
	LK8-LRC	LITEKEEPER 8 WITH LATCHING RELAY CARD	080083625994	54	1	6	•	US
	LK16-120/277-S2-L0-M0-T0-HVB0	LITEKEEPER 16 STAND ALONE LIGHTING CONTROL PANEL	080083594580	26.4	1	32	• •	US
	LK-LB	LITEKEEPER LOGIC BOARD	080083594566	7.619	1	32	• •	US
	DLC-PD-DIM	INDOOR PHOTODIODE SENSOR	080083503698	0.19	2	800	•	US


Lighting Controls - Daylighting

Daylight Sensor

Indoor Contact Input Photosensor		Outdoor Contact Input Photosensor						
	PPS-4	INDOOR CONTACT INPUT PHOTOCCELL	080083626298	0.354	1	24	•	US
	PPS-5	OUTDOOR CONTACT INPUT PHOTODIODE	080083598168	0.447	1	1536	• • •	US
	DLC-PD-OT	OUTDOOR DAYLIGHTING SENSORS - USED WITH DAYLIGHTING CONTROLLER	080083503667	0.5	1	120	•	US




Lighting Controls - Emergency

Emergency Power Control


120V or 277V								
	CEPC-2	EMERGENCY POWER CONTROL, 120V OR 277V	080083827442	0.45	64	1008	• • •	US
	CEPC-2-D	0-10V LOAD EMERGENCY POWER CONTROL	080083832088	0.5	64	920	• • •	US

CATALOG NUMBER	DESCRIPTION	UPC CODE	WEIGHT	CASE		PALLET				COO
				QTY	QTY	NJ	TX	IL	CA	


Room Controller
Room Controller

	3 Zone Dimming RC3D-PL	ROOM CONTROLLER, THREE RELAYS, THREE 0-10V DIMMING, 120-277V, PLENUM	080083835027	7.7	4	120							MY
	3 Zone w/ PEM RC3DE-PL	ROOM CONTROLLER PANEL, 3 RELAY, 3 DIMMER, EMERGENCY CONTROL	080083835041	8.05	1	162							MY
	Cable												
	GGRJ45-25-G	QUICKCONNECT RJ45 CABLE, 25 FEET	080083657032	0.45	40	1920							US
	GGRJ45-50-G	QUICKCONNECT RJ45 CABLE, 50 FEET	080083657049	0.671	20	960							US
	GGRJ45-03-G	RJ45 CABLES 3 FEET	080083657018	0.3	1	1120							US
	GGRJ45-10-G	QUICKCONNECT RJ45 CABLE, 10 FEET	080083657025	0.212	30	4500							US
	GGRC-SPLITTER	RJ45 SPLITTER	080083656998	0.3	1	1120							US
	GGRC-COUPLER	RJ45 COUPLER	080083657001	0.3	1	1120							US


Daylight Sensor

	Room Controller Daylight Sensor, CAT5 DSRC-FMOIR	DAYLIGHT SENSOR RC - CAT5	080083786497	0.094	50	2100							MY
--	--	---------------------------	--------------	-------	----	------	--	--	--	--	--	--	----

Switchpack

	Room Controller Switchpack CAT5 Receptacle Rated 20A 120V SPRC-R-20-120	SWITCHPACKCAT5 RECP RATED 20A 120V - BULK10	080083718191	1.15	10	720							MY
--	---	---	--------------	------	----	-----	--	--	--	--	--	--	----

Wallstation

	3 Button												
	RC-3TLB-Z3D-W	RC, ZONE 3, RL - WHITE	080083695140	0.3	1	1120							US
	RC-3TLB-Z1D-W	RC, ZONE 1, RL - WHITE	080083695126	0.3	1	1120							US
	RC-3TLB-Z2D-W	RC, ZONE 2, RL - WHITE	080083695133	0.3	1	1120							US
	5 Button												
	RC-5TSB-OS2-W	OFFICE STATION 2 - WHITE	080083657322	0.3	1	1120							US
	6 Button												
	RC-6TSB-ZAD-W	RC, INDIVIDUAL DIMMERS - WHITE	080083697168	0.3	1	1120							US
	3 Button (Half Lights, Full Lights, All OFF)												
	RC-3TLB-OS1-W	OFFICE STATION, BUTTONS (HALF LIGHTS, FULL LIGHTS, ALL OFF)	080083657315	0.3	1	1120							US

CATALOG NUMBER	DESCRIPTION	UPC CODE	WEIGHT	CASE		PALLET					COO
				QTY	QTY	NJ	TX	IL	CA	GA	

Accessories



Room Controller Input/Output Device												
OCC-RJ45	CAT5 COUPLER - SENSOR	080083814572	0.081	100	3000	•				•	•	MY

Switchpack

Receptacle Rated



20A 120V (General Use / Non-Room Controller)												
SP-R-20-120	SWITCHPACK RECPATED 20A 120V - BULK10	080083718184	1.15	10	540					•	•	MY



Heavy Duty Switchpack												
SP20-MV	SWITCHPACK, 120/277, 20A	080083503223	0.5	30	1800	•	•			•	•	MY



Dual Relay												
SPD20-MV-NO	DUAL RELAY SWITCHPACK, 120/277, 20A	080083503841	1.28	1	595					•		US
SP20-RD4	HEAVY DUTY SWITCHPACK	080083815869	0.6	30	1800	•				•	•	CN

Wallbox Dimmer and Sensor

Digital Wall Switch Timer

TSW													
TSW-MV-W	DIGITAL WALL SWITCH TIMER	080083654888	0.367	12	1728					•	•	•	CN

Wall Box Occupancy and Vacancy Sensor

Duel-Tech



OSW-D-010												
OSW-D-010-W	DUAL-TECH 0-10V DIMMER SENSOR, WHITE	080083816071	0.85	10	1200					•	•	MY
OSW-D-010-G	DUAL-TECH 0-10V DIMMER SENSOR, GRAY	080083816040	0.85	10	1200					•	•	MY
OSW-D-010-LA	DUAL-TECH 0-10V DIMMER SENSOR, LIGHT ALMOND	080083816064	0.85	10	1200					•	•	MY
OSW-D-010-R	DUAL-TECH 0-10V DIMMER SENSOR, RED	080083816026	0.85	10	1200					•	•	MY
OSW-D-010-V	DUAL-TECH 0-10V DIMMER SENSOR, IVORY	080083816057	0.85	10	1200					•	•	MY
OSW-D-010-B	DUAL-TECH 0-10V DIMMER SENSOR, BLACK	080083816033	0.85	10	1200					•	•	MY

Wall Box Occupancy and Vacancy Sensor/Dimmer - 0-10V

PIR - Occupancy

OSW-P-010												
OSW-P-010-V	OCC WALL BOX SENSOR/DIMMER, 0-10V, IVORY	080083758340	0.35	6	1536					•	•	US
OSW-P-010-W	OCC WALL BOX SENSOR/DIMMER, 0-10V, WHITE	080083758661	0.35	6	1920	•				•	•	CN
OSW-P-010-BK	OCC WALL BOX SENSOR/DIMMER, 0-10V, BLACK	080083758289	0.35	6	576					•	•	US
OSW-P-010-LA	OCC WALL BOX SENSOR/DIMMER, 0-10V, LIGHT ALMOND	080083758326	0.35	6	576					•	•	US
OSW-P-010-G	OCC WALL BOX SENSOR/DIMMER, 0-10V, GRAY	080083758302	0.35	6	1920					•	•	US

PIR - Vaccancy

VSW-P-010												
VSW-P-010-V	VAC WALL BOX SENSOR/DIMMER, 0-10V, IVORY	080083758951	0.4	6	2376					•	•	US
VSW-P-010-G	VAC WALL BOX SENSOR/DIMMER, 0-10V, GRAY	080083758913	0.35	6	576					•	•	US
VSW-P-010-LA	VAC WALL BOX SENSOR/DIMMER, 0-10V, LIGHT ALMOND	080083758937	0.35	6	576					•	•	US

CATALOG NUMBER	DESCRIPTION	UPC CODE	WEIGHT	CASE QTY	PALLET QTY	COO				
						NJ	TX	IL	CA	GA

Wall Switch No Sensor - 120V

0-10V Dimmer




Image	Slide Dimmer		UPC CODE	WEIGHT	CASE QTY	PALLET QTY	COO						
	Model	Description					NJ	TX	IL	CA	GA		
	WBSD-010SLD-W	0-10V SLIDE DIMMER, 120/277VAC	080083735280	0.3	10	1050	•		•				CN
	WBSD-010-CCT-W	0-10V SLIDE DIMMER FOR VIVIDTUNE CCT	080083874675	0.21	10	1200	•		•				CN

Image	Decorator Dimmer		UPC CODE	WEIGHT	CASE QTY	PALLET QTY	COO						
	Model	Description					NJ	TX	IL	CA	GA		
	WBSD-DEC-C1	DECORATOR DIMMER 120V - W, V, A	080083735402	0.3	10	960	•						CN
	WBSD-010DEC-C1	0-10V DECORATOR DIMMER, 120/277VAC	080083735266	0.35	10	1350	•						CN

Wall Switch No Sensor - 120/277V


0-10V Dimmer

Image	Slide Dimmer		UPC CODE	WEIGHT	CASE QTY	PALLET QTY	COO						
	Model	Description					NJ	TX	IL	CA	GA		
	WBSD-010SLD-BK	0-10V DECORATOR DIMMER, BLACK	080083735334	0.2	10	1050						•	US
	WBSD-010SLD-LA	0-10V DECORATOR DIMMER, LIGHT ALMOND	080083735310	0.2	10	1050						•	CN
	WBSD-010SLD-V	0-10V DECORATOR DIMMER, IVORY	080083735303	0.2	10	1050						•	CN
	WBSD-010SLD-GY	0-10V DECORATOR DIMMER, GRAY	080083735327	0.2	10	1050						•	US
	WBSD-DEC-C2	DECORATOR DIMMER 120V - LA, W, V	080083735419	0.3	10	1050						•	US
	WBSD-DEC-C5	DECORATOR DIMMER 120V - B, G, W	080083735426	0.3	10	1050						•	US
	WBSD-010M-C1	0-10V PRESET SLIDE DIMMER, 120/277VAC, 28M A SINK CURRENT	080083834983	0.38	10	960						•	•

Image	Decorator Dimmer		UPC CODE	WEIGHT	CASE QTY	PALLET QTY	COO						
	Model	Description					NJ	TX	IL	CA	GA		
	WBSD-010DEC-C2	0-10V ALL-LOAD DECORATOR DIMMER, 120/277VAC	080083735273	0.35	10	1350						•	CN
	WBSD-010DEC-C5	0-10V DECORATOR DIMMER, 120/277VAC	080083734719	0.35	10	1350						•	CN

Wall Switch Occupancy and Vacancy Sensor - 120V

PIR - Occupancy

Image	PIR Single Level 120V Occupancy Sensor Switch		UPC CODE	WEIGHT	CASE QTY	PALLET QTY	COO						
	Model	Description					NJ	TX	IL	CA	GA		
	OSW-P-0801-120-W	PIR SINGLE LEVEL 120V WALL SWITCH SENSOR, WHITE	032664729829	0.314	36	990						•	CN
	OSW-P-0801-120-V	PIR SINGLE LEVEL 120V WALL SWITCH SENSOR, IVORY	032664729836	0.314	36	990						•	CN


PIR - Vacancy


Image	PIR Single Level 120V Vacancy Sensor Switch		UPC CODE	WEIGHT	CASE QTY	PALLET QTY	COO						
	Model	Description					NJ	TX	IL	CA	GA		
	VSW-P-0801-120-W	PIR SINGLE LEVEL 120V VACANCY SENSOR SWITCH, WHITE	032664729874	0.314	36	864						•	CN

CATALOG NUMBER	DESCRIPTION	UPC CODE	WEIGHT	CASE QTY	PALLET QTY	CASE PALLET					COO
						NJ	TX	IL	CA	GA	


Wall Switch Occupancy and Vacancy Sensor - 120/277V Tier One

PIR - Occupancy

	PIR Single Level 120/277V Occupancy Sensor Switch												
	OSW-P-1001-MV-W	PIR SINGLE LEVEL 120/277V WALL SWITCH SENSOR, WHITE, 1000 SQ FEET COVERAGE	032664729775	0.36	40	1680					•	•	CN
	OSW-P-1001-MV-V	PIR SINGLE LEVEL 120/277V WALL SWITCH SENSOR, IVORY, 1000 SQ FEET COVERAGE	032664729782	0.36	40	990					•		CN
	OSW-P-1001-MV-LA	PIR SINGLE LEVEL 120/277V WALL SWITCH SENSOR, LIGHT ALMOND	032664729799	0.36	30	990					•		CN
OSW-P-0451-MV-V	PIR SINGLE LEVEL 120/277V WALL SWITCH SENSOR, IVORY, 450 SQ FEET COVERAGE	080083503391	0.328	48	48					•	•	MY	

	PIR Dual Level 120/277V Occupancy Sensor Switch											
	OSW-P-0451-DMV-V	PIR DUAL LEVEL 120/277V WALL SWITCH SENSOR, IVORY	080083503513	0.383	50	1920					•	•

Ultrasonic - Occupancy


	Ultrasonic Single Level 120/277V Occupancy Sensor Switch											
	OSW-U-0721-MV-W	ULTRASONIC SINGLE LEVEL 120/277V WALL SWITCH SENSOR, WHITE	080083503315	0.324	50	2250					•	•


Dual Technology - Occupancy

	Dual Technology Single Level 120/277V Occupancy Sensor Switch											
	OSW-DT-0601-MV-W	DUAL TECH SINGLE LEVEL 120/277V WALL SWITCH SENSOR, WHITE	080083504473	0.299	10	1680					•	

Wall Switch Occupancy and Vacancy Sensor - 120/277V Tier Two

PIR - Occupancy

	PIR Single Level 120/277V Occupancy Sensor Switch												
	ONW-P-1001-MV-W	NEOSWITCH PIR SINGLE LEVEL 120/277V WALL SWITCH SENSOR, WHITE	080083523863	0.5	10	900					•	•	MY
	ONW-P-1001-MV-V	NEOSWITCH PIR SINGLE LEVEL 120/277V WALL SWITCH SENSOR, IVORY	080083523870	0.5	10	900					•	•	MY
ONW-P-1001-MV-G	NEOSWITCH PIR SINGLE LEVEL 120/277V WALL SWITCH SENSOR, GRAY	080083523894	0.5	10	900					•	•	MY	

	PIR Dual Level 120/277V Occupancy Sensor Switch											
	ONW-P-1001-DMV-W	NEOSWITCH PIR DUAL RELAY 120/277V WALL SWITCH SENSOR, WHITE	080083524013	0.5	10	900					•	
ONW-P-1001-DMV-V	NEOSWITCH PIR DUAL RELAY 120/277V WALL SWITCH SENSOR, IVORY	080083524020	0.5	10	900					•		MY

PIR - Vacancy

	PIR Single Level 120/277V Vacancy Sensor Switch											
	VNW-P-1001-MV-W	NEOSWITCH VACANCY PIR - WHITE	080083644384	0.484	1	2000					•	
VNLW-P-1001-MV-N-W	NEOSWITCH WITH NIGHTLIGHT VACANCY PIR SINGLE LEVEL, WITH NEUTRAL, 120/277V WALL SWITCH SENSOR, WHITE	080083626311	0.45	0	720					•		MY

CATALOG NUMBER	DESCRIPTION	UPC CODE	WEIGHT	CASE QTY	PALLET QTY	CASE PALLET					COO
						NJ	TX	IL	CA	GA	

Dual Technology - Occupancy



Dual Technology Single Level 120/277V Occupancy Sensor Switch


ONW-D-1001-MV-W	NEOSWITCH DUAL TECH SINGLE LEVEL, NO NEUTRAL, 120/277V WALL SWITCH SENSOR, WHITE	080083524709	0.5	10	900	•			•	•	MY
ONW-D-1001-MV-V	NEOSWITCH DUAL TECH SINGLE LEVEL, NO NEUTRAL, 120/277V WALL SWITCH SENSOR, IVORY	080083524716	0.5	10	900				•	•	MY
ONW-D-1001-MV-LA	NEOSWITCH DUAL TECH SINGLE LEVEL, NO NEUTRAL, 120/277V WALL SWITCH SENSOR, LIGHT ALMOND	080083524723	0.5	10	960				•		MY
ONW-D-1001-MV-G	NEOSWITCH DUAL TECH SINGLE LEVEL, NO NEUTRAL, 120/277V WALL SWITCH SENSOR, GRAY	080083524730	0.5	10	900				•	•	MY
ONW-D-1001-MV-B	NEOSWITCH DUAL TECH SINGLE LEVEL, NO NEUTRAL, 120/277V WALL SWITCH SENSOR, BLACK	080083524747	0.5	10	900				•		MY
ONW-D-1001-MV-N-W	NEOSWITCH DUAL TECH SINGLE LEVEL, 120/277V WALL SWITCH SENSOR, WHITE	080083524594	0.5	10	900	•			•	•	MY
ONW-D-1001-MV-N-V	NEOSWITCH DUAL TECH SINGLE LEVEL, 120/277V WALL SWITCH SENSOR, IVORY	080083524600	0.5	10	900				•	•	MY
ONW-D-1001-MV-N-LA	NEOSWITCH DUAL TECH SINGLE LEVEL, 120/277V WALL SWITCH SENSOR, LIGHT ALMOND	080083524617	0.5	10	900				•		MY
ONW-D-1001-MV-N-G	NEOSWITCH DUAL TECH SINGLE LEVEL, 120/277V WALL SWITCH SENSOR, GRAY	080083524624	0.5	10	900				•	•	MY
ONW-D-1001-SP-W	NEOSWITCH DUAL TECH LOW VOLTAGE WHITE	080083560929	0.5	10	900				•		MY



Dual Technology Dual Level 120/277V Occupancy Sensor Switch

ONW-D-1001-DMV-W	NEOSWITCH DUAL TECH DUAL RELAY, NO NEUTRAL, 120/277V WALL SWITCH SENSOR, WHITE	080083524754	0.5	10	900	•			•	•	MY
ONW-D-1001-DMV-V	NEOSWITCH DUAL TECH DUAL RELAY, NO NEUTRAL, 120/277V WALL SWITCH SENSOR, IVORY	080083524761	0.5	10	900				•		MY
ONW-D-1001-DMV-LA	NEOSWITCH DUAL TECH DUAL RELAY, NO NEUTRAL, 120/277V WALL SWITCH SENSOR, LIGHT ALMOND	080083524778	0.5	10	900				•		MY
ONW-D-1001-DMV-G	NEOSWITCH DUAL TECH DUAL RELAY, NO NEUTRAL, 120/277V WALL SWITCH SENSOR, GRAY	080083524785	0.5	10	900				•		MY
ONW-D-1001-DMV-N-W	NEOSWITCH DUAL TECH DUAL RELAY, 120/277V WALL SWITCH SENSOR, WHITE	080083524655	0.5	10	900	•			•	•	MY
ONW-D-1001-DMV-N-V	NEOSWITCH DUAL TECH DUAL RELAY, 120/277V WALL SWITCH SENSOR, IVORY	080083524662	0.5	10	900						MY
ONW-D-1001-DMV-N-G	NEOSWITCH DUAL TECH DUAL RELAY, 120/277V WALL SWITCH SENSOR, GRAY	080083524686	0.5	10	900				•		MY

Dual Technology - Vacancy



Dual Technology Single Level 120/277V Vacancy Sensor Switch

VNW-D-1001-MV-W	NEOSWITCH VACANCY DUAL TECH SINGLE LEVEL, NO NEUTRAL, 120/277V WALL SWITCH SENSOR, WHITE	080083644438	0.45	10	1200	•			•		MY
VNW-D-1001-MV-N-W	NEOSWITCH VACANCY DUAL TECH SINGLE LEVEL, WITH NEUTRAL, 120/277V WALL SWITCH SENSOR, WHITE	080083644483	0.484	10	1440				•		MY



Dual Technology Dual Level 120/277V Vacancy Sensor Switch







VNW-D-1001-DMV-W	NEOSWITCH VACANCY DUAL TECH DUAL LEVEL, NO NEUTRAL, 120/277V WALL SWITCH SENSOR, WHITE	080083652068	0.484	10	1440	•			•		MY
------------------	--	--------------	-------	----	------	---	--	--	---	--	----

Occupancy and Vacancy Sensors - Extreme Temperature

OXC

OXC-P-1500-R	PIR EXTREME TEMPERATURE SENSOR, 12 FEET MOUNTING, DAMP LOCATION	080083718238	0.5	40	200				•		MY
--------------	---	--------------	-----	----	-----	--	--	--	---	--	----



Occupancy and Vacancy Sensors - Ceiling Mount

CATALOG NUMBER	DESCRIPTION	UPC CODE	WEIGHT	CASE		PALLET					COO
				QTY	QTY	NJ	TX	IL	CA	GA	
Line Voltage - Occupancy											
	PIR										
OAC-P-0500-MV	MICROSET CEILING SENSOR W/DAYLIGHT SENSOR, PASSIVE INFRARED, 360 DEGREE, 500 SQUARE FEET, 120 TO 347 VAC, 50/60 HZ	080083579389	0.01	1	770				•		MY
OAC-P-0500-DMV	MICROSET CEILING SENSOR W/ DAYLIGHT SENSOR, PASSIVE INFRARED, DUAL RELAY, 360 DEGREE, 500 SQUARE FEET, 120 TO 347 VAC, 50/60 HZ	080083579396	0.01	10	720				•		MY
OAC-P-1500-MV	MICROSET CEILING SENSOR W/DAYLIGHT SENSOR, PASSIVE INFRARED, 360 DEGREE, 1500 SQUARE FEET, 120 TO 347 VAC, 50/60 HZ	080083579402	0.64	10	630				•	•	MY
OAC-P-1500-DMV	MICROSET CEILING SENSOR W/ DAYLIGHT SENSOR, PASSIVE INFRARED, DUAL RELAY, 360 DEGREE, 1500 SQUARE FEET, 120 TO 347 VAC, 50/60 HZ	080083608607	0.01	16	480				•		MY
	Ultrasonic										
OAC-U-2000-R	MICROSET CEILING SENSOR W/BAS AND DAYLIGHT SENSOR, ULTRASONIC, 32 KHZ, 360 DEGREE, 2000 SQUARE FEET, 10-30 VDC, CLASS 2	080083702046	0.6	10	770				•	•	MY
	Dual Technology										
OAC-DT-2000	MICROSET CEILING SENSOR, DUAL TECHNOLOGY (PASSIVE INFRARED AND ULTRASONIC), 32 KHZ, 360 DEGREE, 2000 SQUARE FEET, 10-30 VDC, CLASS 2	080083579266	0.55	10	450	•	•		•	•	MY
OAC-DT-2000-DMV	MICROSET CEILING SENSOR W/ DAYLIGHT SENSOR, DUAL TECHNOLOGY, DUAL RELAY, 360 DEGREE, 2000 SQUARE FEET, 120 TO 347 VAC, 50/60 HZ	080083579433	0.55	10	450				•		MY
OAC-DT-2000-MV	MICROSET CEILING SENSOR W/DAYLIGHT SENSOR, DUAL TECHNOLOGY, 360 DEGREE, 2000 SQUARE FEET, 120 TO 347 VAC, 50/60 HZ	080083579426	0.55	10	450	•			•	•	MY
Low Voltage - Occupancy											
	PIR										
OAC-P-0500-R	MICROSET CEILING SENSOR W/BAS AND DAYLIGHT SENSOR, PASSIVE INFRARED, 360 DEGREE, 500 SQUARE FEET, 10-30 VDC, CLASS 2	080083702008	0.55	10	540				•		MY
OAC-P-0500	MICROSET CEILING SENSOR, PASSIVE INFRARED, 360 DEGREE, 500 SQUARE FEET, 10-30 VDC, CLASS 2	080083579129	0.55	10	540				•	•	MY
OAC-P-1500	MICROSET CEILING SENSOR , PASSIVE INFRARED, 360 DEGREE, 1500 SQUARE FEET, 10-30 VDC, CLASS 2	080083579143	0.55	10	540				•		MY
	Ultrasonic										
OAC-U-2000	MICROSET CEILING SENSOR, ULTRASONIC, 32 KHZ, 360 DEGREE, 2000 SQUARE FEET, 10-30 VDC, CLASS 2	080083579204	0.58	10	960				•	•	MY
	Dual Technology										
OAC-DT-2000-R	MICROSET CEILING SENSOR W/BAS AND DAYLIGHT SENSOR, DUAL TECHNOLOGY (PASSIVE INFRARED AND ULTRASONIC), 32 KHZ, 360 DEGREE, 2000 SQUARE FEET, 10-30 VDC, CLASS 2	080083702077	0.55	10	450	•	•	•	•	•	MY
OAC-DT-1000	MICROSET CEILING SENSOR, DUAL TECHNOLOGY (PASSIVE INFRARED AND ULTRASONIC), 32 KHZ, 360 DEGREE, 1000 SQUARE FEET, 10-30 VDC, CLASS 2	080083579242	0.55	10	540	•			•	•	MY
OAC-DT-1000-R	MICROSET CEILING SENSOR W/BAS AND DAYLIGHT SENSOR, DUAL TECHNOLOGY (PASSIVE INFRARED AND ULTRASONIC), 32 KHZ, 360 DEGREE, 1000 SQUARE FEET, 10-30 VDC, CLASS 2	080083702060	0.55	10	540	•		•	•	•	MY
OAC-DT-0501-R	MICROSET CEILING SENSOR, W/BAS AND DAYLIGHT SENSOR, DUAL TECHNOLOGY (PASSIVE INFRARED AND ULTRASONIC), 40 KHZ, 180 DEGREE, 500 SQUARE FEET, 10-30 VDC, CLASS 2	080083702053	0.55	10	450				•		MY
OAC-DT-0501	MICROSET CEILING SENSOR, DUAL TECHNOLOGY (PASSIVE INFRARED AND ULTRASONIC), 40 KHZ, 180 DEGREE, 500 SQUARE FEET, 10-30 VDC, CLASS 2	080083579228	0.55	10	450				•		MY



Ⓢ Indicates EISA Compliant Pulse Start Products Ⓜ Indicates MarketPro Product Country of Origin - as Indicated

CATALOG NUMBER	DESCRIPTION	UPC CODE	WEIGHT	CASE		PALLET				COO
				QTY	QTY	NJ	TX	IL	CA	



Low Voltage - Vacancy

	Ultrasonic VAC-U-1000-R	CEILING VACANCY US W/BAS - 1000 SQ FT	080083605835	0.55	0	500						•		MY
	Dual Technology VAC-DT-0501-R	MICROSET VACANCY CEILING SENSOR, W/BAS AND DAYLIGHT SENSOR, DUAL TECHNOLOGY (PASSIVE INFRARED AND ULTRASONIC), 40 KHZ, 180 DEGREE, 500 SQUARE FEET, 10-30 VDC, CLASS 2	080083702138	0.55	10	720							•	MY
	VAC-DT-2000-R	MICROSET VACANCY CEILING SENSOR W/BAS AND DAYLIGHT SENSOR, DUAL TECHNOLOGY (PASSIVE INFRARED AND ULTRASONIC), 32 KHZ, 360 DEGREE, 2000 SQUARE FEET, 10-30 VDC, CLASS 2	080083702152	0.55	10	450	•						•	MY


Occupancy and Vacancy Sensors - Wall/Corner Mount

	PIR OAWC-P-120W	PIR WALL/CORNER SENSOR, WIDE ANGLE 120 DEGREE	080083577668	0.85	10	420							•	CA	
	OAWC-P-120W-R	PIR WALL/CORNER SENSOR, WIDE ANGLE 120 DEGREE, W/BAS RELAY AND DAYLIGHT SENSOR	080083626304	0.818	10	360							•	MY	
	OAWC-P-009L-H	PIR WALL/CORNER SENSOR, 90 LINEAR	080083577873	0.79	10	576							•	MY	
	OAWC-P-009L-H-R	PIR WALL/CORNER SENSOR, 90 LINEAR, W/BAS RELAY AND DAYLIGHT SENSOR	080083577880	0.814	10	576							•	MY;US	
	Dual Technology OAWC-DT-120W	DUAL TECH WALL/CORNER SENSOR, WIDE ANGLE 120 DEGREE	080083579563	0.913	10	540							•	•	MY
	OAWC-DT-120W-R	DUAL TECH WALL/CORNER SENSOR, WIDE ANGLE 120 DEGREE, W/BAS RELAY AND DAYLIGHT SENSOR	080083579570	0.958	10	420							•	•	MY


Occupancy Sensors - Fixture Mount

	OEF-P, High-Bay Fixture Mount Sensor OEF-P-010V-MV	FIXTURE MOUNT PIR HIGH BAY/LOW BAY DIMMING OCCUPANCY SENSOR WITH INTEGRATED PHOTOCELL	080083758104	0.6	10	1200							•	•	 CN
--	--	---	--------------	-----	----	------	--	--	--	--	--	--	---	---	--


Occupancy Sensors - Low Voltage Ceiling Mount

	OXC-P, Extreme Temperature Sensor OXC-P-2MH0-R	PIR EXTREME TEMPERATURE SENSOR, 25 FEET MOUNTING, DAMP LOCATION	080083718245	0.79	40	360							•	•	CN;US
--	--	---	--------------	------	----	-----	--	--	--	--	--	--	---	---	-------

Occupancy Sensors - Commercial Grade Wall Switches

	OSW-P-1001-MV PIR, Single Level 120/277V VSW-P-010-W	VAC WALL BOX SENSOR/DIMMER, 0-10V, WHITE	080083758975	0.35	6	1920							•	•	US
--	--	--	--------------	------	---	------	--	--	--	--	--	--	---	---	----

Occupancy Sensors - Specification Grade Wall Switches

	ONW-P-1001-MV NeoSwitch PIR, Single Level 120/277V ONW-P-1001-SP-W	WALL SWITCH SENSOR, LOW VOLTAGE, WHITE	080083524150	0.5	10	900							•	•	MY
--	--	--	--------------	-----	----	-----	--	--	--	--	--	--	---	---	----

CATALOG NUMBER	DESCRIPTION	UPC CODE	WEIGHT	QTY	CASE PALLET					COO
					QTY	NJ	TX	IL	CA	

Emergency Control Solutions



Emergency Power Control RRU-X-UNV

RRU-X-UNV	EMERGENCY POWER CONTROL, 0-10V AND LINE VOLTAGE	080083807567	0.5	46	920														TW
-----------	---	--------------	-----	----	-----	--	--	--	--	--	--	--	--	--	--	--	--	--	----



Emergency Power Control RRU-X-UNV

RRU-UNV	UL924 REMOTE RELAY UNIT	080083832149		1	1	12													US
RRU-X-UNV-FM	UL924 FIXTURE MOUNT REMOTE RELAY WITH 0-10V	080083833269		1	1	12													US

CATALOG
NUMBER







DESCRIPTION

UPC CODE WEIGHT QTY CASE PALLET
QTY NJ TX IL CA GA COO

Corelite

Recessed Direct / Indirect

Bridge Series

2'x2'		2'x4'			
	BRG-WS-35L40-LD2-UNV-22-T1-STD LED, 2'X2' BRIDGE, WAVESTREAM, 3500 LUMENS, 85 CRI, 4000K, UNV 0-10V DIMMING DRIVER	080083835300	14 1 16		MX
	BRG-WS-25L40-LD2-UNV-22-T1-STD LED, 2'X2' BRIDGE, WAVESTREAM, 2500 LUMENS, 85 CRI, 4000K, UNV 0-10V DIMMING DRIVER	080083835324	14 1 16		MX
	BRG-WS-40L40-LD2-UNV-24-T1-STD LED, 2'X4' BRIDGE, WAVESTREAM, 4000 LUMENS, 85 CRI, 4000K, UNV 0-10V DIMMING DRIVER	080083835287	27 1 8		MX
	BRG-WS-50L40-LD2-UNV-24-T1-STD LED, 2'X4' BRIDGE, WAVESTREAM, 5000 LUMENS, 85 CRI, 4000K, UNV 0-10V DIMMING DRIVER	080083835263	27 1 8		MX

Cooper Lighting, L.L.C.

Terms and Conditions

1. Applicable Terms and Conditions

(a) These terms and conditions of sale establish the rights, obligations, and remedies of Buyer and Seller that apply to any order issued by Buyer for the purchase of Seller's products and/or services ("Products"). No additional or different terms or conditions, whether contained in Buyer's purchase order form or in any other document or communication pertaining to Buyer's order, will be binding on Seller unless accepted in writing by an authorized representative of Seller. Seller expressly objects to and rejects any additional or different terms and conditions, which shall be ineffective.

(b) If Seller's order acknowledgement, invoice, other document, or electronic transmittal including or attaching these terms and conditions is found to be an acceptance of an offer, acceptance is expressly made conditional upon Buyer's assent solely to these terms and conditions, and acceptance of any part of Products delivered by Seller shall be deemed to constitute such assent by Buyer. If the order acknowledgement, invoice, other document, or electronic transmittal including or attaching these terms and conditions constitutes an offer, Buyer's acceptance of the offer is hereby limited to the terms of the offer.

2. Price, Payment Terms, and Title

(a) All prices represent those in effect at the time of quotation and are subject to change without notice. Unless prices are bid or quoted as "firm," Seller reserves the right to invoice at prices in effect at the date of shipment, regardless of any prior bid and whether notice was received by Buyer. Prices are stated in United States dollars unless otherwise indicated, are exclusive of shipping, handling, shipping insurance, duties, and sales, use, excise or similar taxes. Export packaging or any other special handling requested by Buyer will be at Buyer's expense. A service charge of \$25 will be assessed for any order less than \$100.

(b) Buyer acknowledges that the pricing of the Products has been set based on the agreed allocation of risks contained in these terms and conditions. If, notwithstanding the provisions of these terms and conditions, a court of competent jurisdiction determines that Buyer's terms and conditions apply to an order, then Seller shall have the right to either (i) modify the prices (including retroactively) according to the additional level of risk and responsibility that Buyer's terms and conditions require Seller to undertake; or (ii) cancel the order any time after such a determination without liability for the termination other than for the Products already delivered on these terms and conditions.

(c) Unless different credit terms have been extended to Buyer in writing by Seller, payment terms are net 30 days after delivery or date of invoice, whichever first occurs, in the currency invoiced. Seller reserves the right to modify or withdraw credit terms at any time without notice. If Buyer fails to fulfill the terms of payment, Seller may defer further shipments to Buyer or, at its option, cancel the unshipped portions of Buyer's orders. Buyer agrees to pay interest on all past due invoices at the lesser of 18% per annum, compounded monthly, or the highest contractual rate allowable under the law.

(d) Until full payment of all obligations of the Buyer for an order, Seller reserves the title (but not the risk of loss) to all Products furnished under that order. If the Buyer defaults in payment or performance or becomes subject to insolvency, receivership or bankruptcy proceedings or makes an assignment for the benefit of creditors, or without the consent of Seller voluntarily or involuntarily sells, transfers, leases or permits any lien or attachment on the Products, Seller may treat all amounts then or hereafter owing by Buyer to be immediately due and payable and Seller at its election may repossess Products for which Buyer has not paid in full. In the event of repossession of Products under this section, Buyer agrees that Seller may enter the premises where the Products may be located and remove them without notice and without being liable to Buyer for such repossession. Buyer will not set off invoiced amounts or any portion thereof against sums that are due or may become due from Seller, its parents, affiliates, or subsidiaries. Buyer grants Seller a security interest in all Products for which title has passed (including all after-acquired Products) that Seller sells Buyer and all proceeds of Products (including but not limited to all products in which Products are incorporated and any funds and products that Buyer receives in exchange for Products). Buyer consents to Seller's execution of any documents to evidence and perfect this security interest, and agrees to execute the same if requested by Seller.

3. Delivery and Risk of Loss

(a) Unless otherwise agreed in writing, all deliveries of Products will be EXW (Incoterms 2000) Seller's facility. Products will be packed in Seller's standard commercial shipping packages. Charges for shipping may not reflect net transportation costs paid by Seller. Buyer shall reimburse Seller for all costs of storage and handling incurred by Seller after the date that Seller is prepared to make shipment.

(b) Delivery and shipping dates are approximate and represent Seller's best estimate of the time required to make delivery or shipment. Time is not of the essence with respect to the transactions covered by these terms and conditions, except with respect to Buyer's obligation to make all related payments. Seller's obligations under these terms and conditions will be dependent upon Seller's ability to obtain necessary raw materials and components. Seller shall have the right to make partial deliveries and to ship up to forty (40) days in advance of shipping date.

4. Acceptance

Acceptance shall occur, if not before, when Buyer fails to reject within ten (10) days after delivery of the Products. Buyer may rightfully reject only when a reasonable inspection shows that the Products fail to conform substantially to the specifications for the Products. Buyer waives any right to revoke acceptance. Buyer's remedies for any nonconformity detected after acceptance are limited to those expressly provided in these terms and conditions for breach of warranty.

5. Limited Warranty

(a) Seller warrants to each original Buyer of Products that Products are, at the time of delivery to the Buyer, in good working order and conform to Seller's official published specifications, provided that no warranty is made with respect to any Products, ballasts, lamps, component parts, or accessories manufactured by others but supplied by Seller.

(b) Seller's obligation under this warranty for any Product proved not to be as warranted within the applicable warranty period is limited to, at its option, replacing the Product, refunding the purchase price of the Product, or using reasonable efforts to repair the Product during normal business hours at any authorized service facility of Seller. All costs of transportation of any Product claimed not to be as warranted and of any repaired or replacement Product to or from such service facility shall be borne by Buyer.

(c) Seller may require the return of any Product claimed not to be as warranted to one of its facilities as designated by Seller, transportation prepaid by Buyer, to establish a claim under this warranty. The cost of labor for removing a Product and for installing a repaired or replacement Product shall be borne by Buyer. Replacement parts provided under the terms of this warranty are warranted for the remainder of the warranty period of the Products in which they are installed to the same extent as if such parts were original components. Warranty services provided under these terms and conditions do not assure uninterrupted operations of Products; Seller shall not be liable for damages caused by any delays involving warranty service.

(d) The warranty period for Products is twelve (12) months from the date of shipment unless otherwise agreed by Seller in writing.

(e) EXCEPT FOR THE EXPRESS WARRANTY SET FORTH ABOVE, SELLER PROVIDES PRODUCTS AS-IS AND MAKES NO OTHER REPRESENTATIONS OR WARRANTIES, EXPRESS OR IMPLIED, STATUTORY OR OTHERWISE, REGARDING THE PRODUCTS, THEIR FITNESS FOR ANY PARTICULAR PURPOSE, THEIR MERCHANTABILITY, THEIR QUALITY, THEIR NONINFRINGEMENT, OR OTHERWISE. IN NO EVENT SHALL SELLER BE LIABLE FOR THE COST OF PROCUREMENT OR INSTALLATION OF SUBSTITUTE GOODS. THIS WARRANTY SPECIFICALLY EXCLUDES POLE FAILURE RESULTING FROM A THIRD-PARTY ACT OR OMISSION, MISUSE, UNANTICIPATED USE, FATIGUE, FAILURE, OR SIMILAR PHENOMENA RESULTING FROM INDUCED VIBRATION, HARMONIC OSCILLATION, OR RESONANCE FROM AIR CURRENT MOVEMENT AROUND THE PRODUCT. THIS WARRANTY SPECIFICALLY EXCLUDES POLES INSTALLED WITHOUT THE LUMINAIRES OR WITH UNAPPROVED DEVICES SUCH AS BANNERS, PENNANTS, CAMERAS, OR SIGNS, FOR WHICH THE POLE WAS NOT DESIGNED. USE OF SUCH ACCESSORIES MAY RESULT IN INJURY, DEATH OR PROPERTY DAMAGE. THIS WARRANTY SPECIFICALLY EXCLUDES POLES USING PRE-EXISTING ANCHORAGES, ANCHOR BOLTS, OR BOLT ADAPTERS NOT SUPPLIED BY COOPER LIGHTING. IT ALSO EXCLUDES ISSUES RELATED TO FOUNDATION OR SOIL CONDITIONS AT THE INSTALLATION SITE.

6. LIMITATION OF LIABILITY

IN NO EVENT WILL SELLER BE LIABLE FOR ANY SPECIAL DAMAGES, CONSEQUENTIAL DAMAGES, INDIRECT DAMAGES, INCIDENTAL DAMAGES, STATUTORY DAMAGES, EXEMPLARY OR PUNITIVE DAMAGES, LOSS OF PROFITS, LOSS OF REVENUE, LIQUIDATED DAMAGES, OR LOSS OF USE, EVEN IF INFORMED OF THE POSSIBILITY OF SUCH DAMAGES. SELLER'S LIABILITY FOR DAMAGES ARISING OUT OF OR RELATED TO A PRODUCT SHALL IN NO CASE EXCEED THE PURCHASE PRICE OF THE PRODUCT FROM WHICH THE CLAIM ARISES. TO THE EXTENT PERMITTED BY APPLICABLE LAW, THESE LIMITATIONS AND EXCLUSIONS WILL APPLY WHETHER SELLER'S LIABILITY ARISES OR RESULTS FROM BREACH OF CONTRACT, BREACH OF WARRANTY, TORT (INCLUDING BUT NOT LIMITED TO NEGLIGENCE, GROSS NEGLIGENCE, MALICE, OR INTENTIONAL CONDUCT), STRICT LIABILITY, BY OPERATION OF LAW, OR OTHERWISE.

7. Cancellation and Return of Products

Orders shall not be subject to cancellation or modification either in whole or in part without Seller's written consent and then only with terms that will reimburse Seller for all reasonable termination charges, including all progress billings and all incurred direct manufacturing costs. Seller's written consent must be given in advance of Buyer's return of Products for credit. Seller reserves the right to cancel any sale of Products without liability to Buyer (except for refund of monies already paid), if the manufacture or sale of the goods is or becomes technically or economically impractical.

8. Force Majeure

Seller shall not be liable for any failure to perform or delay in performing its obligations resulting directly or indirectly from or contributed to by any acts of God, acts of Buyer or those under Buyer's control, acts of government or other civil or military authorities, priorities, strikes, or other labor disputes, fires, accidents, floods, epidemics, war, riot, embargoes, delays in transportation, lack of or inability to obtain raw materials, components, labor, fuel or supplies, or other circumstances beyond Seller's reasonable control ("Force Majeure Event"). If Seller elects, the time for performance shall be extended by a period of time equal to the time lost because of any delays caused by reasons of a Force Majeure Event. Should Seller be prevented from completing Buyer's order or any part thereof because of any Force Majeure Event, then Buyer agrees promptly upon request and upon receipt of invoice therefor, to pay Seller for any Product or Products then completed.

9. Work Product

"Work Product" shall include, without limitation, all designs, discoveries, creations, works, devices, masks, models, work in progress, service deliverables, inventions, products, special tooling, computer programs, procedures, improvements, developments, drawings, notes, documents, business processes, information and materials made, conceived or developed by Seller alone or with others that result from or relate to the Products. All Work Product shall at all times be and remain the sole and exclusive property of Seller. Buyer hereby agrees to irrevocably assign and transfer to Seller and does hereby assign and transfer to Seller all of its worldwide right, title and interest in and to the Work Product including all associated intellectual property rights. Buyer hereby waives any and all moral and other rights in any Work Product or any other intellectual property created, developed or acquired in respect of the Products. Seller will have the sole right to determine the treatment of any Work Product, including the right to keep it as trade secret, execute and file patent applications on it, to use and disclose it without prior patent application, to file registrations for copyright or trademark in its own name or to follow any other procedure that Seller deems appropriate. All tools and equipment supplied by Buyer to Seller shall remain the sole property of Seller.

10. Confidentiality

(a) Buyer may acquire knowledge of Seller Confidential Information (as defined below) in connection with Products and/or its performance hereunder and agrees to keep Seller Confidential Information in confidence during and following termination or expiration of this Agreement. "Seller Confidential Information" includes but is not limited to all information, whether written or oral, in any form, including, without limitation, information relating to the research, development, products, methods of manufacture, trade secrets, business plans, customers, vendors, finances, personnel data, Work Product, and other material or information considered proprietary by Seller relating to the current or anticipated business or affairs of Seller that is disclosed directly or indirectly to Buyer. In addition, Seller Confidential Information means any third party's proprietary or confidential information disclosed to Buyer in the course of providing Products to Buyer.

(b) Buyer agrees not to copy, alter or directly or indirectly disclose any Seller Confidential Information. Additionally, Buyer agrees to limit its internal distribution of Seller Confidential Information to Buyer's employees who have a need to know, and to take steps to ensure that the dissemination is so limited. In no event will Buyer use less than the degree of care and means that it uses to protect its own information of like kind, but in any event not less than reasonable care to prevent the unauthorized use of Seller Confidential Information. Buyer may disclose Seller Confidential Information that is required to be disclosed pursuant to a requirement of a government agency or law but only after Buyer provides prompt notice to Seller of such requirement and gives Seller the opportunity to challenge or limit the scope of the disclosure.

(c) Buyer further agrees not to use Seller Confidential Information except in the course of performing hereunder and will not use such Seller Confidential Information for its own benefit or for the benefit of any third party. All Seller Confidential Information is and shall remain the property of Seller. Upon Seller's written request, Buyer shall return, transfer or assign to Seller all Seller Confidential Information, including all Work Product, and all copies containing Seller Confidential Information.

11. Patent Indemnity

In the event any Product is made in accordance with drawings, samples or manufacturing specifications designated by Buyer, Buyer agrees to indemnify, defend and hold Seller harmless from any and all damages, costs and expenses (including attorney's fees) relating to any claim arising from or relating to the design, distribution, manufacture, marketing, sale, or use of the Product or arising from or relating to a claim that such Product furnished to Buyer by Seller, or the use thereof, infringes any claim of any patent, foreign or domestic, and Buyer agrees at its own expense to undertake the defense of any suit against Seller brought upon such claim or claims.

12. Changes in Product Design or Manufacture

Seller shall have the right to change, discontinue or modify the design and construction of any of its products and to substitute material equal to or superior to that originally specified.

13. Software License

Software, if included with a Product, is hereby licensed and not sold. The license is nonexclusive, and is limited to use with the Product with which it is included. No other use is permitted and Seller retains for itself (or, if applicable, its suppliers) all title and ownership to any software delivered hereunder, all of which contains confidential and proprietary information and which ownership includes without limitation all rights in patents, copyrights, trademarks and trade secrets. Buyer shall not attempt any sale, transfer, sublicense, reverse compilation or disassembly (save to the extent expressly permitted by law) or redistribution of the software. Buyer shall not copy, disclose or display any such software, or otherwise make it available to others.

14. Compliance with Laws

Buyer shall comply with all laws and regulations applicable to Products, including but not limited to all applicable import and export laws and regulations. Buyer and Buyer's Agent shall provide all information requested by Seller relating to Seller's voluntary or mandatory compliance with any law or regulation, and Buyer shall indemnify Seller for any losses incurred by Seller arising from Buyer's or Buyer's Agent's failure to provide the information requested by Seller.

15. Waiver

No waiver of any provision of these terms and conditions (or any right or default hereunder) shall be effective unless in writing and signed by an authorized representative Seller. Any such waiver shall be effective only for the instance given, and shall not operate as a waiver with respect to any other rights or obligations under these terms and conditions or applicable law in connection with any other instances or circumstances.

16. Language

The parties have expressly required that these terms and conditions be prepared in the English language. Les parties aux présentes ont expressément exigé que les présents termes et les bons de commandes émis aux termes des présentes soient rédigés en langue Anglaise.

17. Choice of Law and Dispute Resolution

Except as set forth below, these terms and conditions shall be governed by and construed in accordance with the laws of the State of Texas, without reference to its choice of law rules. If both Seller and Buyer are incorporated under the laws of Canada or a province of Canada, these terms and conditions shall be governed by and construed in accordance with the laws of the Province of Ontario and the federal laws of Canada. If Buyer is incorporated in the United States, any claim or litigation arising out of or relating to Products shall be brought exclusively in a court of competent jurisdiction in Harris County, Texas. If Buyer is incorporated outside of the United States, any dispute will be resolved by arbitration in Houston, Texas, by three arbitrators and under the International Chamber of Commerce Rules of Arbitration. The language of the arbitration will be English. In all cases, Buyer and Seller expressly exclude from application the United Nations Convention on Contracts for the International Sale of Goods.

18. Assignment

Buyer may not assign, transfer or subcontract the performance of its services, or any of its rights and/or obligations hereunder, without Seller's prior written consent.

19. Severability

If any provision of these terms and conditions is determined to be illegal, invalid, or unenforceable, the validity and enforceability of the remaining provisions of these terms and conditions will not be affected and, in lieu of such illegal, invalid, or unenforceable provision, there will be added, as part of these terms and conditions, one or more provisions as similar in terms as may be legal, valid and enforceable under applicable law.

Lighting Product Lines

Ametrix
AtLite
Corelite
Ephesus
Fail-Safe
Halo
Halo Commercial
Invue
io
Iris
Lumark
Lumière
McGraw-Edison
Metalux
MWS
Neo-Ray
Portfolio
RSA
Shaper
Streetworks
Sure-Lites

Controls Product Lines

Fifth Light Technology
Greengate
iLight (International Only)
iLumin
Zero 88

Connected Lighting Systems

Distributed Low-Voltage Power
HALO Home
iLumin Plus
LumaWatt Pro
WaveLinx
Trellix



Cooper Lighting Solutions
1121 Highway 74 South
Peachtree City, GA 30269
P: 770-486-4800
eaton.com/lighting

Canada Sales
5925 McLaughlin Road
Mississauga, Ontario L5R 1B8
P: 905-501-3000
F: 905-501-3172

© 2020 Cooper Lighting
Solutions All Rights Reserved
Printed in USA
Q2 2020

2020 Cooper Lighting Solutions
is a registered trademark.

All other trademarks are property
of their respective owners.

Product availability, specifications,
and compliances are subject to
change without notice.