



Locking Blade Devices

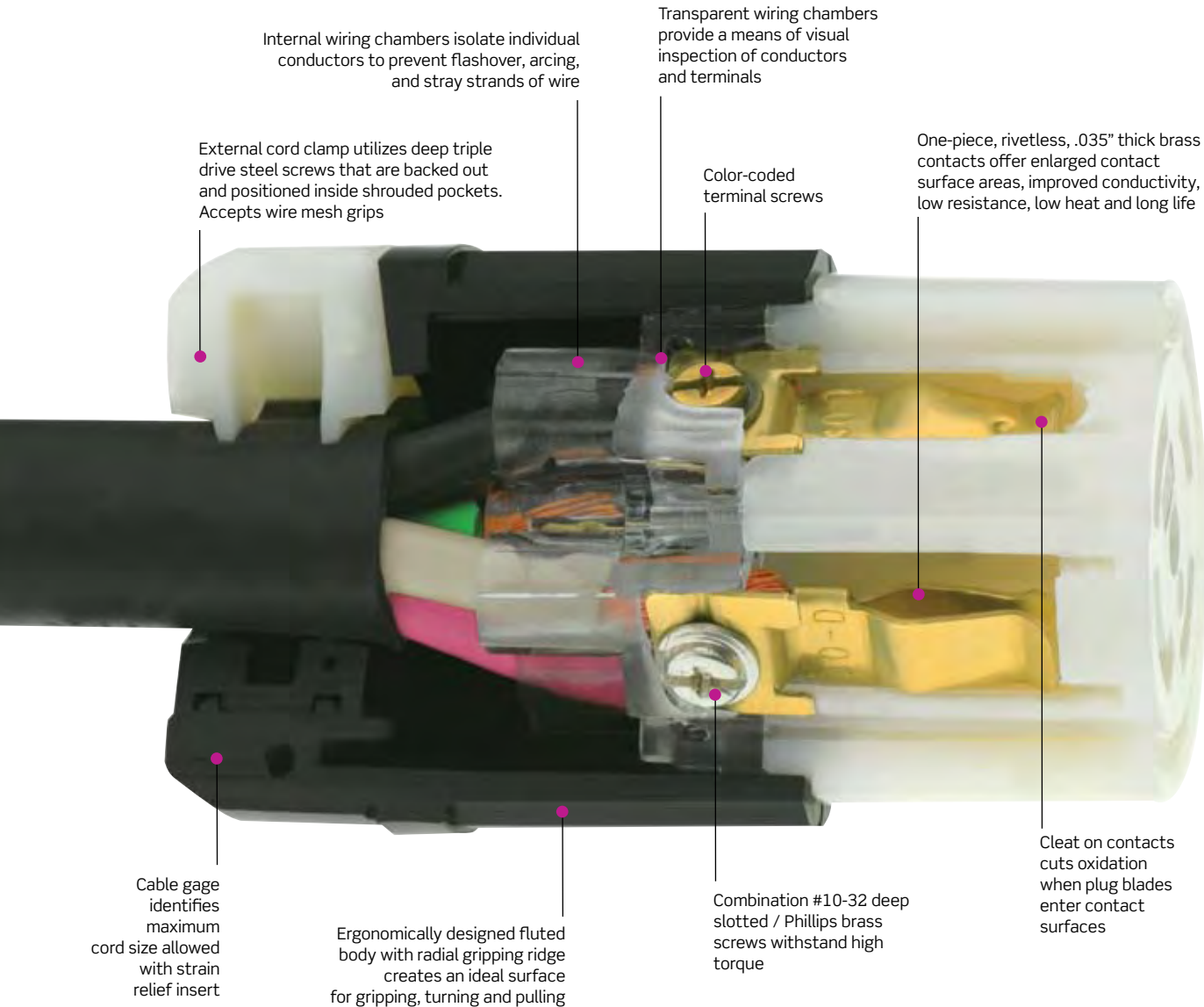
INDEX

Industrial Grade	
Black & White® Locking Devices	271
Watertight, Dust-tight &	
Corrosion-Resistant Devices	299
Combination Devices	307

Industrial Grade

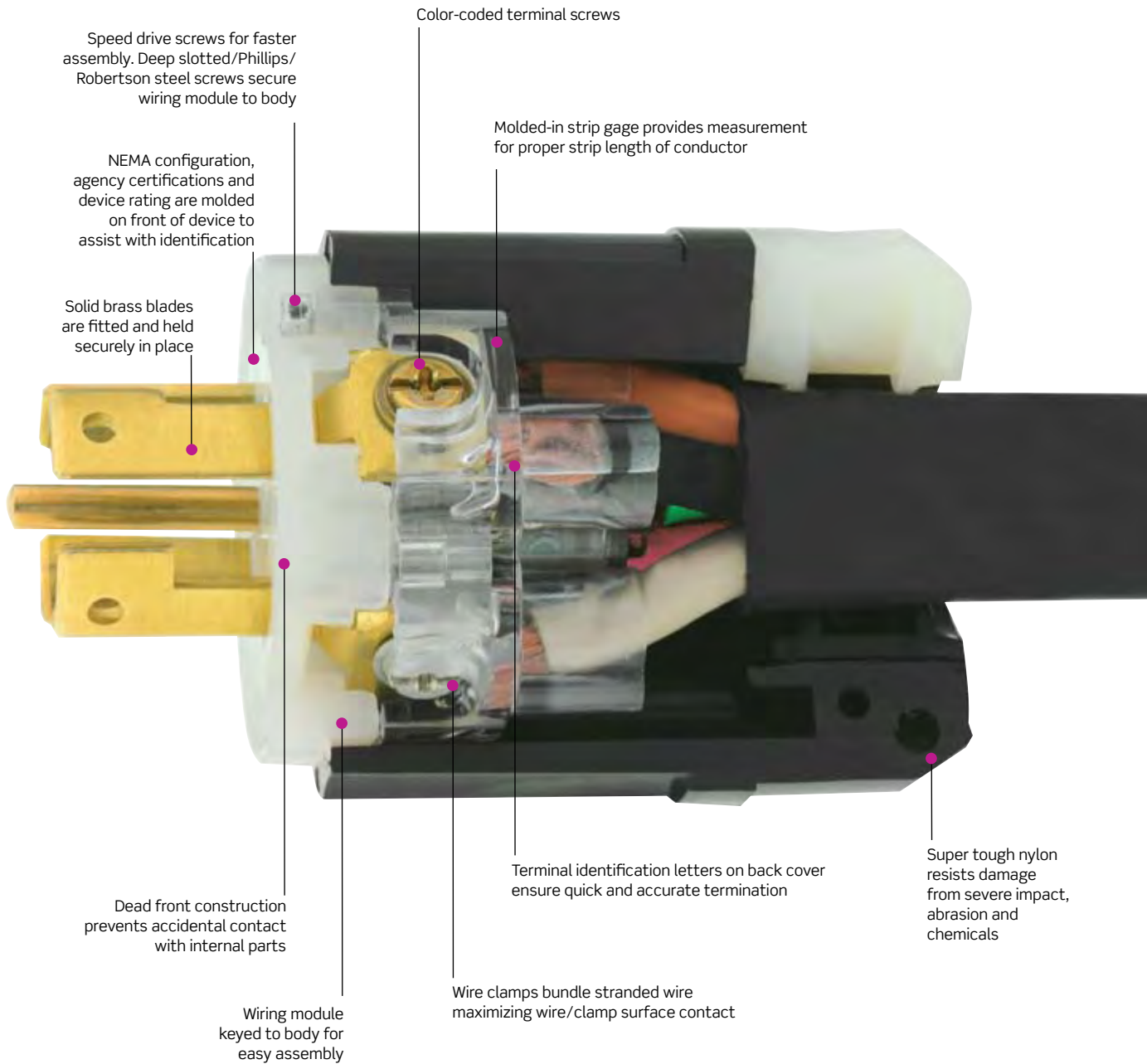
Locking Devices for the Entire Spectrum of Industrial Applications

Leviton's Industrial Grade Locking Devices are built to provide unparalleled quality and superior performance in the most severe industrial settings. Leviton combines the best materials available with superior production standards to produce a broad selection of Locking Devices of unmatched flexibility and dependability.



TESTING AND CODE COMPLIANCE

- UL 498 Listed
- Federal Specification WC-596 Listed
- CSA Specification C22.2 No. 42 Certified



Shrouded pockets in cord clamp prevents slippage of screwdriver blade when tightening clamp screws.



Wire clamps move within individual chambers to provide positive clamp lock without cutting wire strands.



Captive terminal screws eliminate nuisance dropping and searching for missing screws.



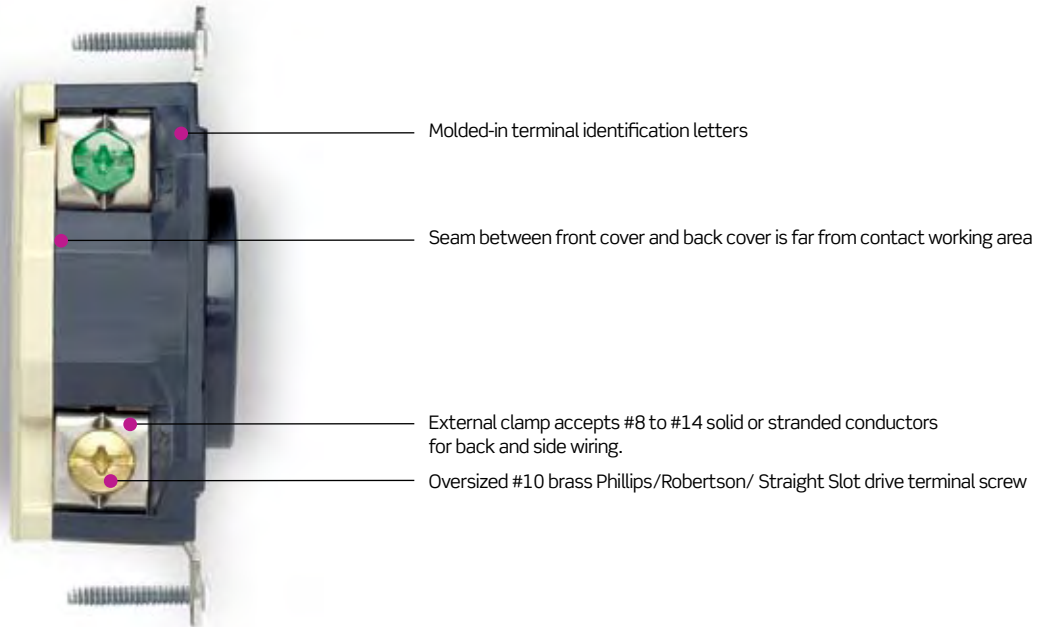

Deep-funnelled, large wire wells guide conductors into termination position.

Industrial Grade



Locking Flush Receptacles

Engineered for maximum performance with a UL 94 V-0 Flammability Rating.




FLUSH RECEPTACLES-UL V-0 RATING

Color-Coded Voltage Ratings

125V	250V	277V AC
125/250V	3ø250V	3ø480V
	600V	

One-piece .040" thick brass, high-copper content contacts with nickel-plated clamp type terminals

Contacts deeply seated in thick walled faced



Industrial Grade Black & White® Locking Blade Devices

Specifications and Features

- Backed by a Lifetime Warranty

Locking Plugs and Connectors

- Super tough nylon body resists damage from severe impact, abrasion and chemicals
- Ergonomic, fluted body design with radial grip ridge is ideal for gripping, turning and pulling
- Cord clamp does not have to be disassembled from body for wiring—accepts wire mesh connection strain reliefs
- One-piece, rivetless .035" thick brass connector contacts and solid brass plug blades provide maximum conductivity and long service life
- Power Indication™ 15A Locking Plugs & Connectors equipped with green neon bulb rated at 30,000 hours (24/7 for 3.5 years)
- Power Indication™ 20A and 30A Locking Plugs & Connectors equipped with green LED rated at 100,000 hours (24/7 for 10 years)

Flanged Inlets and Outlets

- Rugged nylon flange fits flush and won't crack in high abuse applications
- Individual deep-funnelled chamfered wire wells guide each wire into rectangular chambers
- Wire clamps bundle stranded wire without cutting wire strands







Locking Flush Receptacles

- Rugged nylon body and cover for outstanding resistance to impact and harsh chemicals
- Double-wipe phosphor-bronze power contacts

V-O-Max® Locking Flush Receptacles

- UL 94 V-O Flammability Rating, the best rating of any material used in Industrial Locking Flush Receptacles available today
- Extra-thick .050" nickel-plated brass mounting strap for high-abuse applications
- Designed for maximum durability: One-piece .040" brass, high copper-content contacts with nickel plated clamp-type terminals
- Color-coded voltage rating on face for easy identification

BLACK & WHITE 15 AMP 2-Pole, 3-Wire Grounding

Description	Cat. No. Plug	Cat. No. Connector	Cat. No. Plug	Cat. No. Connector	Cat. No. Plug	Cat. No. Connector
NEMA	 L5-15P	 L5-15R	 L6-15P	 L6-15R	 L7-15P	 L7-15R
Rating	15A-125V		15A-250V		15A-277V AC	
Black & White Nylon Body	4720-C	4729-C	4570-C	4579-C	4770-C	4779-C
Power Indication™	4720-PLC	4729-PLC	4570-PLC	4579-PLC	4770-PLC	4779-PLC
Black & White Nylon Body						
Angle Locking	4720-CA	—	4570-CA	—	4770-CA	—
Black & White Nylon Body						
All Black Nylon Body	4720-CB	4729-CB	—	4579-B	4770-B	4779-B
Yellow Nylon Body	4720-CY	4729-CY	4570-CY	4579-CY	4770-CY	4779-CY

Continued On Next Page >




black & white®

Industrial Grade

Continued from previous page >



4716-C



4700




7545-C

Description	Cat. No. Inlet	Cat. No. Outlet	Cat. No. Inlet	Cat. No. Outlet	Cat. No. Inlet	Cat. No. Outlet
NEMA						
	L5-15P	L5-15R	L6-15P	L6-15R	L7-15P	L7-15R
Rating	15A-125V		15A-250V		15A-277V AC	
Flanged Device	4716-C	4715-C	4586-C	4585-C	4786-C	4785-C




Description	Cat. No.	Cat. No.	Cat. No.
NEMA			
	L5-15R	L6-15R	L7-15R
Rating	15A-125V	15A-250V	15A-277V AC
Duplex Flush Receptacle, Self Grounding, Back and Side Wired	4700	4550	4750
Duplex Flush Receptacle, Isolated Ground, Back and Side Wired, 6" Green Ground Lead	4700-IG	4550-IG	4570-IG
Duplex Flush Receptacle w/2 Hot Feeds and 1 Neutral Return, Self Grounding, Back and Side Wired	4702-IIR	—	—
Duplex Flush Receptacle w/Split Feed - 2 Hot Feeds and 2 Neutral Returns, Self Grounding, Back and Side Wired	4703-IIR	—	—
Single Flush Receptacle	4710	4560	4760
Single Flush Receptacle, w/Short Strap	4710-SS	—	—
Single Flush Receptacle, Isolated Ground	4710-IG	4560-IG	4760-IG

2-Pole, 2-Wire Non-Grounding

Description	Cat. No. Plug	Cat. No. Connector
NEMA		
	L1-15P	L1-15R
Rating	15A-125V	
Black and White Nylon Body	7545-C	7506-C
Flanged Outlet	—	7526-C

Description	Cat. No.
NEMA	 L1-15R
Rating	15A-125V
Duplex Flush Receptacle	7540
Single Flush Receptacle	7535

WALLPLATES AND COVERS

302 Stainless Steel Single Receptacle	302 Stainless Steel Duplex Receptacle	Weather-Resistant Flip Lid Cover For Inlets and Outlets*
1.41" Dia. Opening		1.72" Dia. Opening IP64 Rated — Includes Gasket and Screws
 84004-40	 84003-40	 WP1

*For Use with 15A Locking Devices.



Related Products

For more information on Weather-Resistant Boots for 15A Locking Plugs and Connectors [see page 288](#).
For a complete listing of Wallplates and Covers [see page 707](#).

TESTING AND CODE COMPLIANCE

- Meet NEMA WD-6, ANSI C-73 requirements
- UL Fed Spec Listed WC-596 (File #E-13393 Plugs, Connectors, Flanged Inlets) (File #E-13399 Receptacles and Flanged Outlets)
- CSA Certified (File #LR-406)
- NOM Certified (#057)

MATERIAL CHARACTERISTICS

Environmental: Flammability, Rated V2
Operating Temperature: -40°C to 60°C

ELECTRICAL

Dielectric Voltage: Withstands 2000V
Current Interr.: Full rated current
Temp. Rise: Max 30°C after 250 cycles at 200% of rated current

MECHANICAL

Terminal I.D.: Brass-Hot, White-Neutral, Green-Grounding
Terminal Accom.: #18-#10 AWG
Product I.D.: Ratings are permanently stamped on device

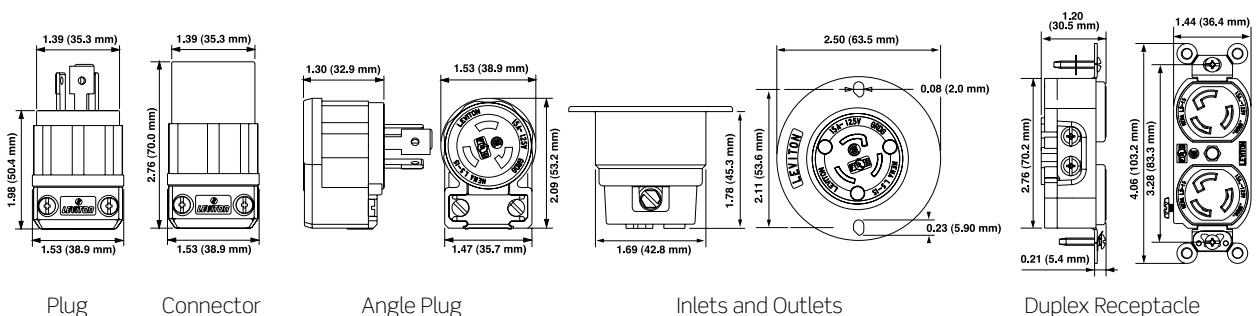
DEVICE TYPE

15A Locking - 2 and 3 Wire Plugs and Connectors

CORD GRIP RANGE

(.240"-.700") #18-#10 AWG

DIMENSIONS



Industrial Grade

BLACK AND WHITE® 20 AMP 2-Pole, 3-Wire Grounding



2311



2313









2310

Description	Cat. No. Plug	Cat. No. Connector	Cat. No. Plug	Cat. No. Connector	Cat. No. Plug	Cat. No. Connector
NEMA						
	L5-20P	L5-20R	L6-20P	L6-20R	L7-20P	L7-20R
Rating	20A-125V		20A-250V		20A-277V AC	
Black & White Nylon Body	2311	2313	2321	2323	2331	—
Power Indication™ Black & White Nylon Body	2311-PLC	2313-PLC	2321-PLC	2323-PLC	2331-PLC	2333-PLC
All Black Nylon Body	2311-B	2313-B	—	2323-B	—	2333
Power Indication All Black Nylon Body	2311-PLB	2313-PLB	—	—	—	—
Yellow Nylon Body	2311-CY	2313-CY	2321-CY	2323-CY	—	—

Description	Cat. No. Inlet	Cat. No. Outlet	Cat. No. Inlet	Cat. No. Outlet	Cat. No. Inlet	Cat. No. Outlet
NEMA						
	L5-20P	L6-20R	L6-20P	L7-20R	L7-20P	L7-20R
Rating	20A-125V		20A-250V		20A-277V AC	
Flanged Device	2315	2316	2325	2326	2335	2336







Description	Cat. No.	Cat. No.	Cat. No.
NEMA			
	L5-20R	L6-20R	L7-20R
Rating	20A-125V	20A-250V	20A-277V AC
V-O-MAX® Single Flush Receptacle	2310	2320	2330
V-O-MAX Single Flush Receptacle, Isolated Ground	2310-IG	2320-IG	2330-IG


2-Pole, 3-Wire Grounding  

Description	Cat. No. Plug	Cat. No. Connector	Cat. No. Plug	Cat. No. Connector	Cat. No. Plug	Cat. No. Connector
NEMA	 L24-20P	 L24-20R	 L8-20P	 L8-20R	 L9-20P	 L9-20R
Rating	20A-347V AC		20A-480V AC		20A-600V AC	
Black & White Nylon Body	3721	3723	2341	2343	2351	2353






2341

Description	Cat. No. Inlet	Cat. No. Outlet	Cat. No. Inlet	Cat. No. Outlet	Cat. No. Inlet	Cat. No. Outlet
NEMA	 L24-20P	 L24-20R	 L8-20P	 L8-20R	 L9-20P	 L9-20R
Rating	20A-347V AC		20A-480V AC		20A-600V AC	
Locking Flanged	3755	3756	2345	2346	2355	2356





2343



Description	Cat. No.	Cat. No.	Cat. No.
NEMA	 L24-20R	 L8-20R	 L9-20R
Rating	20A-347V AC	20A-480V AC	20A-600V AC
V-O-MAX® Single Flush Receptacle	3720	2340	2350
V-O-MAX Single Flush Receptacle, Isolated Ground	—	—	2350-IG



2340

2-Pole, 2-Wire Non-Grounding  

Description	Cat. No. Plug	Cat. No. Receptacle
NEMA	 L2-20P	 L2-20R
Rating	20A-250V	20A-250V
Black & White Nylon Body	7102-C	7101-C
Non-Polarized	7102-NP	—

Description	Cat. No. Plug	Cat. No. Receptacle
NEMA	 L2-20P	 L2-20R
Rating	20A-250V	20A-250V
Single Flush Receptacle	—	7210-B



7102-C

Industrial Grade



2411



2413



2431



2433

3-Pole, 3-Wire Non-Grounding
























Description	Cat. No. Plug	Cat. No. Connector	Cat. No. Plug	Cat. No. Connector	Cat. No. Plug	Cat. No. Connector
NEMA						
	L10-20P	L10-20R	L11-20P	L11-20R	L12-20P	L12-20R
Rating	20A-125/250V		20A-3Ø 250V		20A-3Ø 480V	
Black & White Nylon Body	2361	2363	2371	2373	2381	2383

Description	Cat. No. Inlet	Cat. No. Outlet	Cat. No. Inlet	Cat. No. Outlet	Cat. No. Inlet	Cat. No. Outlet
NEMA						
	L10-20P	L10-20R	L11-20P	L11-20R	L12-20P	L12-20R
Rating	20A-125/250V		20A-3Ø 250V		20A-3Ø 480V	
Flanged Device	2365	2366	2375	2376	2385	2386

Description	Cat. No.	Cat. No.	Cat. No.
NEMA			
	L10-20R	L11-20R	L12-20R
Rating	20A-125/250V	20A-3Ø 250V	20A-3Ø 480V
Single Flush Receptacle	2360	2380	2380

3-Pole, 4-Wire Non-Grounding

Description	Cat. No. Plug	Cat. No. Connector	Cat. No. Plug	Cat. No. Connector	Cat. No. Plug	Cat. No. Connector
NEMA						
	L14-20P	L14-20R	L15-20P	L15-20R	L16-20P	L16-20R
Rating	20A-125/250V		20A-3Ø 250V		20A-3Ø 480V	
Black & White Nylon Body	2411	2413	2421	2423	2431	2433

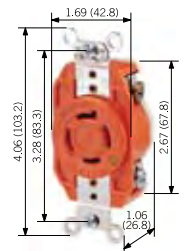
Description	Cat. No. Inlet	Cat. No. Outlet	Cat. No. Inlet	Cat. No. Outlet	Cat. No. Inlet	Cat. No. Outlet
NEMA						
	L14-20P	L14-20R	L15-20P	L15-20R	L16-20P	L16-20R
Rating	20A-125/250V		20A-3Ø 250V		20A-3Ø 480V	
Flanged Device	2415	2416	2425	2426	2435	2436
	Cat. No.		Cat. No.		Cat. No.	
NEMA						
		L14-20R		L15-20R		L16-20R
Rating		125/250V		20A-3Ø 250V		20A-3Ø 480V
V-O-MAX® Single Flush Receptacle		2410		2420		2430
V-O-MAX Single Flush Receptacle, Isolated Ground		2410-IG		2420-IG		
4-Pole, 4-Wire Non-Grounding  						
Description	Cat. No. Plug	Cat. No. Connector	Cat. No. Plug	Cat. No. Connector	Cat. No. Plug	Cat. No. Connector
NEMA						
	L18-20P	L18-20R	L19-20P	L19-20R	L20-20P	L20-20R
Rating	20A-3ØY 120/208V		20A-3ØY 277/480V		20A-3ØY 347/600V	
Black & White Nylon Body	2441	2443	2451	2453	2461	2463
Description	Cat. No. Inlet	Cat. No. Outlet	Cat. No. Inlet	Cat. No. Outlet	Cat. No. Inlet	Cat. No. Outlet
NEMA						
	L18-20P	L18-20R	L19-20P	L19-20R	L20-20P	L20-20R
Rating	20A-3ØY 120/208V		20A-3ØY 277/480V		20A-3ØY 347/600V	
Flanged Device	2445	2446	2455	2456	2465	2466



2416



2435






2410-IG









Related Products







For a complete listing of Wallplates and Covers [see page 707](#).




Industrial Grade

Description	Cat. No.	Cat. No.	Cat. No.
NEMA	 L18-20R	 L19-20R	 L20-20R
Rating	20A-3ØY 120/208V	20A-3ØY 277/480V	20A-3ØY 347/600V
Single Flush Receptacle	2440	2450	2460

4-Pole, 5-Wire Grounding

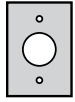
Description	Cat. No. Plug	Cat. No. Connector	Cat. No. Plug	Cat. No. Connector	Cat. No. Plug	Cat. No. Connector
NEMA	 L21-20P	 L21-20R	 L22-20P	 L22-20R	 L23-20P	 L23-20R
Rating	20A-3Ø 120/208V	20A-3ØY 120/208V	20A-3ØY 277/480V	20A-3ØY 277/480V	20A-3ØY 347/600V	20A-3ØY 347/600V
Black & White Nylon Body	2511	2513	2521	2523	2531	2533

Description	Cat. No. Inlet	Cat. No. Outlet	Cat. No. Inlet	Cat. No. Outlet	Cat. No. Inlet	Cat. No. Outlet
NEMA	 L21-20P	 L21-20R	 L22-20P	 L22-20R	 L23-20P	 L23-20R
Rating	20A-3ØY 120/208V	20A-3ØY 120/208V	20A-3ØY 277/480V	20A-3ØY 277/480V	20A-3ØY 347/600V	20A-3ØY 347/600V
Flanged Device	2515	2516	2525	2526	2545	2546

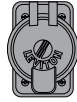
Description	Cat. No.	Cat. No.	Cat. No.
NEMA	 L18-20R	 L19-20R	 L20-20R
Rating	20A-3ØY 120/208V	20A-3ØY 277/480V	20A-3ØY 347/600V
V-O-MAX® Single Flush Receptacle	2510	2520	2530
V-O-MAX Single Flush Receptacle, Isolated Ground	2510-IG		2530-IG

WALLPLATES AND COVERS

302 Stainless Steel	Weather-Resistant	Weather-Resistant	Weather-Resistant
Single Receptacle	Flip Lid Cover*	Flip Lid Cover*	Thermoplastic Cover****
1.60" Dia. Opening	2.24" Dia. Opening	1.72" Dia. Opening	Self-Closing Lid



84020-40

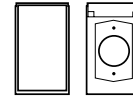


**WP2



***7420-CR

***7420-CRG (Grey)



4980-GY

*IP64 Rated. Includes Gasket and Screws

**For use with 20 + 30A 3,4 and 5 Wire Locking Flanged Inlets and Outlets.

***For use with 20A + 30A Single-Locking Receptacles.

****For receptacles. Includes Gasket and Screws.



Related Products

For more information on Weather-Resistant Boots for Locking Plugs and Connectors [see page 288](#).
For a complete listing of Wallplates and Covers [see page 707](#).

TESTING AND CODE COMPLIANCE

- Meet NEMA WD-6, ANSI C-73 requirements
- UL Fed Spec Listed WC-596 (File #E-13393 Plugs, Connectors, Flanged Inlets) (File #E-13399 Receptacles and Flanged Outlets)
- CSA Certified (File #LR-406)
- NOM Certified (#057)

MATERIAL CHARACTERISTICS

Environmental: Flammability, Rated V2
Operating Temperature: -40°C to 60°C

ELECTRICAL

Dielectric Voltage: Withstands 2000V for UL 498
Current Interr.: Full rated current
Temp. Rise: Max 30°C after 250 cycles at 200% of rated current

MECHANICAL

Terminal I.D.: Brass-Hot, White-Neutral, Green-Grounding
Terminal Accomm.: #18-#10 AWG
Product I.D.: Ratings are permanently stamped on device

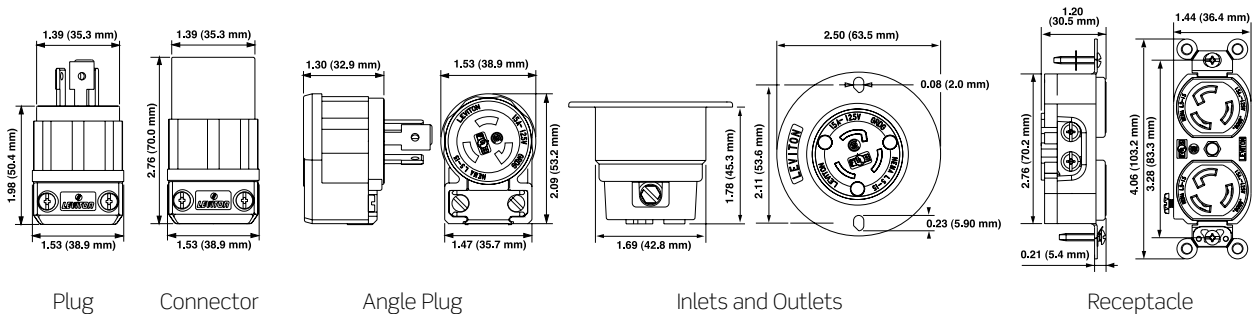
DEVICE TYPE

20A Locking 2 and 3-Wire
20A Locking 4 and 5-Wire


CORD GRIP RANGE

(.385"-.780") #16-#10 AWG
(.595"-895") #14-#10 AWG

DIMENSIONS



Industrial Grade



2620



2621-B



2625F

BLACK & WHITE® 30AMP 2-Pole, 3-Wire Grounding

Description	Cat. No. Plug	Cat. No. Connector	Cat. No. Plug	Cat. No. Connector	Cat. No. Plug	Cat. No. Connector
NEMA						
	L5-30P	L5-30R	L6-30P	L6-30R	L7-30P	L7-30R

Rating	30A-125V		30A-250V		30A-277V AC	
Black & White Nylon Body	2611	2613	2621	C2623	2631	2633
Power Indication™ Black & White Nylon Body	2611-PLC	2613-PLC	2621-PLC	C2623-PLC	2631-PLC	2633-PLC
All Black Nylon Body	2611-B	2613-B	2621-B	C2623-B	—	—
Power Indication All Black Nylon Body	2611-PLB	2613-PLB	—	—	—	—
Yellow Nylon Body	2611-CY	2613-CY	2621-CY	C2623-CY	—	—





Description	Cat. No. Inlet	Cat. No. Outlet	Cat. No. Inlet	Cat. No. Outlet	Cat. No. Inlet	Cat. No. Outlet
NEMA						
	L5-30P	L5-30R	L6-30P	L6-30R	L7-30P	L7-30R


Rating	30A-125V		30A-250V		30A-277V AC	
Flanged Device	2615	2616	2625F	2626F	2635	2636

Description	Cat. No.	Cat. No.	Cat. No.
NEMA			
	L5-30R	L6-30R	L7-30R







Rating	30A-125V	30A-250V	30A-277V AC
V-O-MAX® Single Flush Receptacle	2610	2620	2630
V-O-MAX Single Flush Receptacle, Isolated Ground	2610-IG	2620-IG	2630-IG
All Black	2610-B	2620-B	

2-Pole, 3-Wire Grounding  

Description	Cat. No. Plug	Cat. No. Connector	Cat. No. Plug	Cat. No. Connector
NEMA	 L8-30P	 L8-30R	 L9-30P	 L9-30R
Rating	30A-480V AC		30A-600V AC	
Black & White Nylon Body	2641	2643	C2651	C2653











2650

Description	Cat. No. Inlet	Cat. No. Outlet	Cat. No. Inlet	Cat. No. Outlet
NEMA	 L8-30P	 L8-30R	 L9-30P	 L9-30R
Rating	30A-480V AC		30A-600V AC	
Flanged Device	2645	2646	2655	2656
NEMA		 L8-30R		 L9-30R
Rating		30A-480V AC		30A-600V AC
V-O-MAX® Receptacle		2640		2650



2656

3-Pole, 3-Wire Non-Grounding  

Description	Cat. No. Plug	Cat. No. Connector	Cat. No. Plug	Cat. No. Connector
NEMA	 L10-30P	 L10-30R	 L11-30P	 L11-30R
Rating	30A- 125/250V		30A- 3Ø 250V	
Black & White Nylon Body	2661	2663	2671	2673
Description	Cat. No. Inlet	Cat. No. Outlet	Cat. No. Inlet	Cat. No. Outlet
NEMA	 L10-30P	 L10-30R	 L11-30P	 L11-30R
Rating	30A- 125/250V		30A- 3Ø 250V	
Flanged Device	2665	2666	2675	2676





Continued On Next Page >





Industrial Grade



Continued From Previous Page >

Description	Cat. No.	Cat. No.
NEMA	 L10-30R	 L11-30R
Rating	30A-125/250V	30A-3Ø 250V
V-O-MAX®	2660	—
Single Flush Receptacle	—	2670
Single Flush Receptacle	—	2670





3-Pole, 3-Wire Non-Grounding

Description	Cat. No. Plug	Cat. No. Connector	Cat. No. Plug	Cat. No. Connector
NEMA	 L12-30P	 L12-30R	 L13-30P	 L13-30R
Rating	30A-3Ø 480V		30A-3Ø 600V	
Black & White	2681	2683	2691	2693
Nylon Body				

Description	Cat. No. Inlet	Cat. No. Outlet	Cat. No. Inlet	Cat. No. Outlet
NEMA	 L12-30P	 L12-30R	 L13-30P	 L13-30R
Rating	30A-3Ø 480V		30A-3Ø 600V	
Flanged Device	2685	2686	2691	2693

Description	Cat. No.	Cat. No.
NEMA	 L12-30R	 L13-30R
Rating	30A-3Ø 480V	30A-3Ø 600V
Single Flush Receptacle	2680	2690

3-Pole, 4-Wire Grounding





Description	Cat. No. Plug	Cat. No. Connector	Cat. No. Plug	Cat. No. Connector
NEMA	 L14-30P	 L14-30R	 L15-30P	 L15-30R
Rating	30A-125/250V		30A-3Ø 250V	
Black & White	2711	2713	2721	2723
Nylon Body				
All Black	2711-B	2713-B	2721-B	2723-B
Yellow Nylon Body	—	2713-CY	—	—




2711






2713

Description	Cat. No. Inlet	Cat. No. Outlet	Cat. No. Inlet	Cat. No. Outlet
NEMA	 L14-30P	 L14-30R	 L15-30P	 L15-30R
Rating	30A-125/250V		30A-3Ø 250V	
Flanged Device	2715	2716	2725	2726







2710





Description	Cat. No.	Cat. No.
NEMA	 L14-30R	 L15-30R
Rating	30A-125/250V	30A-3Ø 250V
V-O-MAX® Single Flush Receptacle	2710	2720
V-O-MAX Single Flush Receptacle, Isolated Ground	2710-IG	2720-IG
All Black	2710-B	—



2715

3-Pole, 4-Wire Grounding



Description	Cat. No. Plug	Cat. No. Connector	Cat. No. Plug	Cat. No. Connector
NEMA	 L16-30P	 L16-30R	 L17-30P	 L17-30R
Rating	30A-3Ø 480V		30A-3Ø 600V	
Black & White Nylon Body	2731	2733	2741	2743
All Black	2731-B	2733-B	—	—

Description	Cat. No. Inlet	Cat. No. Outlet	Cat. No. Inlet	Cat. No. Outlet
NEMA	 L16-30P	 L16-30R	 L17-30P	 L17-30R
Rating	30A-3Ø 480V		30A-3Ø 600V	
Flanged Device	2735	2736	2745	2746







Continued On Next Page >







Industrial Grade




Continued From Previous Page >

Description	Cat. No.	Cat. No.
NEMA		
	L16-30R	L17-30R
Rating	30A-3Ø 480V	30A-3Ø 600V
V-O-MAX® Single Flush Receptacle	2730	2740
V-O-MAX Single Flush Receptacle, Isolated Ground	2730-IG	2740-IG
All Black	2730-B	







4-Pole, 4-Wire Non-Grounding

Description	Cat. No. Plug	Cat. No. Connector	Cat. No. Plug	Cat. No. Connector	Cat. No. Plug	Cat. No. Connector
NEMA						
	L18-30P	L18-30R	L19-30P	L19-30R	L20-30P	L20-30R
Rating	30A- 3ØY 120/208V		30A- 3ØY 277/480V		30A- 3ØY 347/600	
Black & White Nylon Body	2751	2753	2761	2763	2771	2773

Description	Cat. No. Inlet	Cat. No. Outlet	Cat. No. Inlet	Cat. No. Outlet	Cat. No. Inlet	Cat. No. Outlet
NEMA						
	L18-30P	L18-30R	L19-30P	L19-30R	L20-30P	L20-30R
Rating	30A- 3ØY 120/208V		30A- 3ØY 277/480V		30A- 3ØY 347/600	
Flanged Device	2755	2756	2765	2766	2775	2776

Description	Cat. No.	Cat. No.	Cat. No.
NEMA			
	L18-30R	L19-30R	L20-30R
Rating	30A- 3ØY 120/208V	30A- 3ØY 277/480V	30A- 3ØY 347/600
Single Flush Receptacle	2750	2760	2770

4-Pole, 5-Wire Grounding

Description	Cat. No. Plug	Cat. No. Connector	Cat. No. Plug	Cat. No. Connector	Cat. No. Plug	Cat. No. Connector
NEMA						
	L21-30P	L21-30R	L22-30P	L22-30R	L23-30P	L23-30R
Rating	30A-3ØY 120/208V		30A-3ØY 277/480V		30A-3ØY 347/600V	
Black & White Nylon Body	2811	2813	2821	2823	2831	2833




2811



2813

Industrial Grade

Description	Cat. No. Inlet	Cat. No. Outlet	Cat. No. Inlet	Cat. No. Outlet	Cat. No. Inlet	Cat. No. Outlet
NEMA						
	L21-30P	L21-30R	L22-30P	L22-30R	L23-30P	L23-30R
Rating	30A-3ØY 120/208V		30A-3ØY 277/480V		30A-3ØY 347/600V	
Flanged Device	2815	2816	2825	2826	2835	2836



2810

Description	Cat. No.	Cat. No.	Cat. No.
NEMA			
	L21-30R	L22-30R	L23-30R
Rating	30A-3ØY 120/208V	30A-3ØY 277/480V	30A-3ØY 347/600V
V-O-MAX®	2810	—	—
Single Flush Receptacle			
V-O-MAX	2810-IG	—	—
Single Flush Receptacle, Isolated Ground			
Single Flush Receptacle	—	2820	2830



2816

WALLPLATES AND COVERS

302 Stainless Steel	Weather-Resistant	Weather-Resistant	Weather-Resistant
Single Receptacle	Flip Lid Cover*	Flip Lid Cover*	Thermoplastic Cover****
1.60" Dia. Opening	2.24" Dia. Opening	1.72" Dia. Opening	Self-Closing Lid
84020-40	**WP2	***7420-CR ***7420-CRG (Grey)	4980-GY

*IP64 Rated. Includes Gasket and Screws

**For use with 20 + 30A 3,4 and 5 Wire Locking Flanged Inlets and Outlets.

***For use with 20A + 30A Single-Locking Receptacles.

****For receptacles. Includes Gasket and Screws.



Related Products

For more information on Weather-Resistant Boots for 20A and 30A Locking Plugs and Connectors see page 288. For a complete listing of Wallplates and Covers see page 707.

TESTING AND CODE COMPLIANCE

- Meet NEMA WD - 6, ANSI C-73 requirements
- UL Fed Spec Listed WC-596 (File #E-13393 Plugs, Connectors, Flanged Inlets) (File #E-13399 Receptacles and Flanged Outlets)
- CSA Certified (File #LR-406)
- NOM Certified (#057)

MATERIAL CHARACTERISTICS

Environmental: Flammability, Rated V2
Operating Temperature: -40°C to 60°C

ELECTRICAL

Dielectric Voltage: Withstands 2000V for UL 498
Current Interr.: Full rated current
Temp. Rise: Max 30°C after 250 cycles at 200% of rated current

MECHANICAL

Terminal I.D.: Brass-Hot, White-Neutral, Green-Grounding
Terminal Accomm.: #18-#10 AWG
Product I.D.: Ratings are permanently stamped on device

DEVICE TYPE

30A Locking 3-Wire
30A Locking 4 and 5-Wire

CORD GRIP RANGE

(.385"- .860") #16-#8 AWG
(.595"-1.150") #14-#8 AWG

Industrial Grade



6370CR

(Front and Back)



6377CR

50 AMP NON-NEMA CORROSION RESISTANT 2-Pole, 3-Wire Grounding

Description	Cat. No. Plug	Cat. No. Connector
Non-NEMA	SS1	SS1
Rating	50A-125V	
Yellow Nylon Body and Cord Clamp	6361CR	6360CR
Locking Flanged Inlet	6377CR	

Description	Cat. No.
Non-NEMA	SS1
Rating	50A-125V
Single Flush Receptacle	6370CR
NOTE: Cord Clamp Range: .650"-1.125" #10-#4 AWG.	

3-Pole, 4-Wire Grounding

Description	Cat. No. Plug	Cat. No. Connector
Non-NEMA	SS2	SS2
Rating	50A-125/250V	
Yellow Nylon Body and Cord Clamp	6365CR	6364CR
Locking Flanged Inlet	6375CR	

Description	Cat. No.
NON-NEMA	SS2
Rating	50A-125/250V
Single Flush Receptacle	6369CR
NOTE: Cord Clamp Range: .650"-1.125" #10-#4 AWG.	



Related Products

For more information on Weather-Resistant Boots for 50A Locking Plugs and Connectors [see page 288](#).
For a complete listing of Wallplates and Covers [see page 707](#).

TESTING AND CODE COMPLIANCE

- Meet NEMA WD - 6, ANSI C-73 requirements
- UL Listed (File #E-111198 Plugs, Connectors, Flanged Inlets) (File #E-57672 Receptacles and Flanged Outlets)
- CSA Certified (File #152105)
- NOM Certified (#057)

MATERIAL CHARACTERISTICS

Environmental: Flammability, Rated V2
Operating Temperature: -40°C to 75°C

ELECTRICAL

Dielectric Voltage: Withstands 2000V for UL 498
Current Interr.: Full rated current
Temp. Rise: Max 30°C after 250 cycles at 200% of rated current

MECHANICAL

Terminal I.D.: Brass-Hot, White-Neutral, Green-Grounding
Terminal Accomm.: #18-#10 AWG
Product I.D.: Ratings are permanently stamped on device

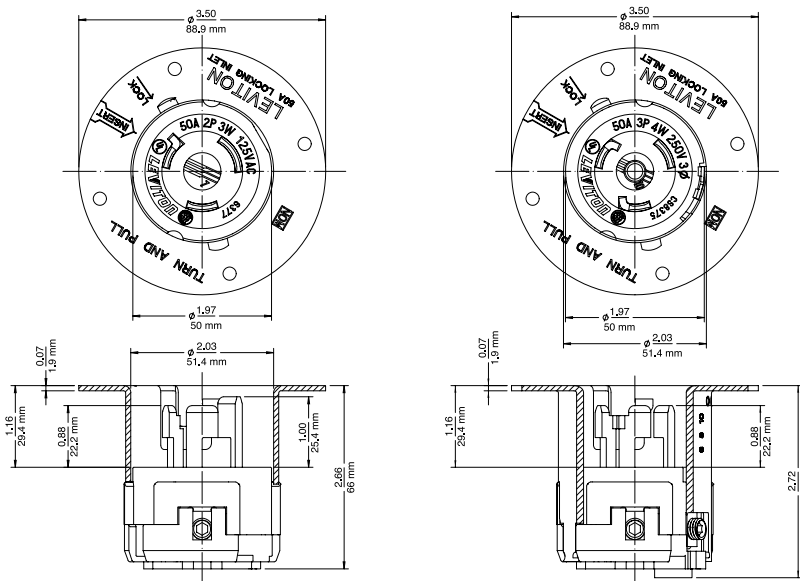
DEVICE TYPE

50A Locking 3-Wire

CORD GRIP RANGE

(.650"-1.125") #10-#4 AWG

DIMENSIONS



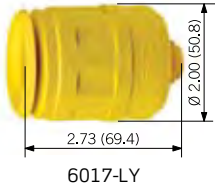
6377CR

Industrial Grade

Locking Plug and Connector Boots—Thermoplastic Elastomer Construction

Specifications and Features

- Features a triple seal action to protect straight blade and locking plugs and connectors against dirt and moisture in harsh applications
- Plug and connector boots available in black and high-visibility yellow
- Fluted surface and grip-ring design provide a non-slip grip even in wet conditions
- Backed by a Limited Lifetime Warranty



BOOTS FOR ALL 15 AMP INDUSTRIAL LOCKING PLUGS AND CONNECTORS

Description	Cat. No.
Plug Boot, Black	6017-L
Plug Boot, High-Visibility Yellow	6017-LY
Connector Boot, Black	6018-L
Connector Boot, High Visibility Yellow	6018-LY



BOOTS FOR 3-WIRE 20 AMP & 30 AMP INDUSTRIAL LOCKING PLUGS AND CONNECTORS

Description	Cat. No.
3-Wire Plug Boot, Black	6031
3-Wire Plug Boot, High-Visibility Yellow	6031-Y
3-Wire Connector Boot, Black	6032
3-Wire Connector Boot, High Visibility Yellow	6032-Y



BOOTS FOR 4 AND 5-WIRE 20 AMP & 30 AMP INDUSTRIAL LOCKING PLUGS AND CONNECTORS

Description	Cat. No.
4 & 5-Wire Plug Boot, Black	6033
4 & 5-Wire Plug Boot, High-Visibility Yellow	6033-Y
4 & 5-Wire Connector Boot, Black	6034
4 & 5-Wire Connector Boot, High Visibility Yellow	6034-Y



BOOTS AND COVERS FOR 50 AMP DEVICES

Description	Cat. No.
Plug Boot, Black IP55 Rated	7715CR
Plug Boot, High Visibility Yellow IP55 Rated	7715CRY
Connector Boot, Black IP55 Rated	7717CR
Connector Boot, High Visibility Yellow IP55 Rated	7717CRY
Weather-Resistant Receptacle Flip Lid Cover, IP64 rated, Yellow Lexan	7788CR
Cast Aluminum Grey Receptacle Flip Lid Cover, IP64 rated	7770



MATERIAL CHARACTERISTICS

Environmental: Flammability, Rated HB
 Operating Temperature: -40°C to 90°C

Black & White® Non-NEMA Locking Devices

Specifications and Features

- Backed by a Lifetime Warranty

Locking Plugs and Connectors

- Super tough Nylon body resists damage from severe impact, abrasion and chemicals
- Ergonomic, fluted body design with radial grip ridge is ideal for gripping, turning and pulling
- Cord clamp does not have to be disassembled from body for wiring—accepts all wire mesh connection strain reliefs
- One-piece, rivetless .035” thick brass connector contacts and solid brass plug blades provide maximum conductivity and long service life
- Power Indication™ 15A Locking Plugs & Connectors equipped with green neon bulb rated at 30,000 hours (24/7) for 3.5 years
- 50 Amp devices nylon housing provides excellent impact and chemical resistance

Flanged Inlets and Outlets



- Rugged nylon flange fits flush and won't crack in high abuse applications
- Individual deep-funneled chamfered wire wells guide each wire into rectangular chambers
- Wire clamps provide positive crimp lock without cutting wire strands
- 50 Amp devices have clamp-type wire terminals and their heavy duty nylon construction provides excellent impact and chemical resistance

Locking Flush Receptacles

- Rugged nylon body and cover for outstanding resistance to impact and harsh chemicals
- Double-wipe phosphor-bronze power contacts
- 50 Amp devices have clamp-type wire terminals and their heavy duty nylon construction provides excellent impact and chemical resistance

BLACK & WHITE 15 AND 20 AMP NON-NEMA

3-Pole, 3-Wire Non-Grounding[†]


Description	Cat. No.	Cat. No.
Non-NEMA		
Rating	15A/125V/10A-250V	
Locking Plug	7567-C	
Locking Connector		7565-C
Locking Flanged Inlet	7556*	
Locking Flanged Outlet		7557
Single Flush Receptacle		7582*

[†]Non-NEMA grounding devices are no longer UL Listed—for replacement use only.

*Add (-G) for grounding devices.

NOTE: Cord Clamp Range: .240”-.700” #18-#10 AWG.

Industrial Grade



7310-B

4-Pole, 5-Wire Non-Grounding^{††}

Description	Cat. No.	Cat. No.
Non-NEMA		
Rating	20A/250 AC/DC/10A 600VAC	
Locking Plug, All Black Nylon Body	3521-C	
Locking Connector, All Black Nylon Body		3253-C
Locking Flanged Inlet	3524-C	
Locking Flanged Outlet		3525-C
Single Flush Receptacle		3520

NOTE: Cord Clamp Range: .240"-.700" #18-#10 AWG.

3-Pole, 3-Wire Non-Grounding^{††}



7314-C

Description	Cat. No.	Cat. No.
Non-NEMA		
Rating	20A 125V/250V	
Locking Plug	9965-C*	
Locking Connector		7314-C*
Locking Flanged Inlet	3325-C*	
Locking Flanged Outlet		3326-C
Single Flush Receptacle - Black		7310-B*

4-Pole, 4-Wire Non-Grounding^{††}



9965-C

Description	Cat. No.	Cat. No.
Non-NEMA		
Rating	20A 3ØY 120V/208V	
Locking Plug	7411-C*	
Locking Connector		7413-C*
Locking Flanged Inlet	7408-C*	
Locking Flanged Outlet		7409-C*
Single Flush Receptacle		7410-B*

^{††}Non-NEMA grounding devices are no longer UL Listed—for replacement use only.

*Add (-G) for grounding devices.

WALLPLATES AND COVERS

302 Stainless Steel Single Receptacle	Weather-Resistant Flip Lid Cover*	Weather-Resistant Flip Lid Cover*	Weather-Resistant Thermoplastic Cover****
1.60" Dia. Opening	2.24" Dia. Opening	1.72" Dia. Opening	Self-Closing Lid
			
84020-40	**WP2	***7420-CR ***7420-CRG (Grey)	4980-GY

*IP64 Rated. Includes Gasket and Screws

**For use with 20 + 30A 3,4 and 5 Wire Locking Flanged Inlets and Outlets.

***For use with 20A + 30A Single-Locking Receptacles.

****For receptacles. Includes Gasket and Screws.



Related Products

For more information on Weather-Resistant Boots for Locking Plugs and Connectors [see page 288](#).

For a complete listing of Wallplates and Covers [see page 707](#).

TESTING AND CODE COMPLIANCE

- All receptacles, plugs, connectors, inlets and outlets are designed to meet NEMA WD - 6, ANSI C-73 requirements and to meet/exceed UL 498 Standards
- CSA Certified (File #LR-406)
- NOM Certified (#057)
- Most Non-NEMA locking devices are not UL Listed and are intended for replacement purposes only. Consult your Leviton representative for more information on UL Listing for Non-NEMA devices

MATERIAL CHARACTERISTICS

Environmental: Flammability, Rated V2
Operating Temperature: -40°C to 60°C

ELECTRICAL

Dielectric Voltage: Withstands 2000V for UL 498
Current Interr.: Full rated current
Temp. Rise: Max 30°C after 250 cycles at 200% of rated current

MECHANICAL


Terminal I.D.: Brass-Hot, White-Neutral, Green-Grounding
Terminal Accom.: #18-#10 AWG, Receptacles:#14-#8 AWG
Product I.D.: Ratings are permanently stamped on device

DEVICE TYPE

15A Non-NEMA Locking (.240"-.700") #18-#10 AWG
20A Locking 2 and 3-Wire (.385"-.780") #16-#10 AWG
20A Locking 4 and 5-Wire (.595"-.895") #14-#10 AWG

CORD GRIP RANGE

Industrial Grade



BLACK & WHITE® 30 AND 50 AMP NON-NEMA 3-Pole, 3-Wire Non-Grounding^{††}

Description	Cat. No.	Cat. No.
Non-NEMA		
Rating	30A 125V/250V	
Locking Plug	3331-C*	
Locking Connector		3333*
Locking Flanged Inlet	3334-C	
Locking Flanged Outlet		3335-C
Single Flush Receptacle		3330*

^{††}Non-NEMA grounding devices are no longer UL Listed—for replacement use only.
*Add (-G) for grounding devices.

4-Pole, 4-Wire Non-Grounding^{††}





Description	Cat. No.	Cat. No.
Non-NEMA		
Rating	30A 3ØY 120V/208V	
Locking Plug	3431-C*	
Locking Connector		3433-C*
Locking Flanged Inlet	3434-C	
Locking Flanged Outlet		3435-C
Single Flush Receptacle		3430*

^{††}Non-NEMA grounding devices are no longer UL Listed—for replacement use only.
*Add (-G) for grounding devices.

2-Pole, 3-Wire Grounding

Description	Cat. No.	Cat. No.
Non-NEMA		
Rating	50A 250VDC/600VAC	
Locking Plug	3763C	
Locking Connector		3762C
Locking Flanged Inlet	3777	
Single Locking Receptacle		3771

3-Pole, 4-Wire Grounding 

Description	Cat. No.	Cat. No.	Cat. No.	Cat. No.
Non-NEMA				
Rating	50A 250VDC/600VAC		50A 250VDC/600VAC	
Locking Plug	7765C*		3765C	
Locking Connector		7764C*		3764C
Locking Flanged Inlet	7958*		3775	
Single Locking Receptacle		7379*		3769

* For replacement use in existing installation ONLY

WALLPLATES AND COVERS

Weather-Resistant Flip Lid Cover For 50A Receptacles

IP64 Rated—Includes Gasket and Screws



7788-CR
Yellow Lexan



7770
Grey Metal



Related Products

For more information on Weather-Resistant Boots for 50A Locking Plugs and Connectors [see page 288](#).
For a complete listing of Wallplates and Covers [see page 707](#).

TESTING AND CODE COMPLIANCE

- All receptacles, plugs, connectors, inlets and outlets are designed to meet NEMA WD - 6, ANSI C-73 requirements and to meet/exceed UL 498 Standards

50A Devices

- UL Listed receptacles, plugs, connectors, inlets and outlets (File # E-13399)
- CSA Certified (File #LR-81290)
- NOM Certified (#057)

MATERIAL CHARACTERISTICS

Environmental: Flammability, Rated V0 per UL 94HB
 • Most Non-NEMA locking devices are not UL Listed and are intended for replacement purposes only. Consult your Leviton representative for more information on UL Listing for Non-NEMA devices
 Operating Temperature: 30A Devices: -40°C to 60°C, 50A Devices: -40°C to 75°C

ELECTRICAL

Dielectric Voltage: Withstands 2000V for UL 498
 Current Interr.: Full rated current
 Temp. Rise: Max 30°C after 250 cycles at 200% of rated current

MECHANICAL

Terminal I.D.: Brass-Hot, White-Neutral, Green-Grounding
 Terminal Accomm.: 30A Devices #18-#10 AWG, 50A Devices:#10-#4 AWG
 Product I.D.: Ratings are permanently stamped on device

DEVICE TYPE

30A Non-NEMA Locking 3-Wire
 30A Non-NEMA Locking 4-Wire
 50A Non-NEMA Locking 3-4 -Wire

CORD GRIP RANGE

(.385"- .860") #16-#8 AWG
 (.595"-1.150") #14-#10 AWG
 (.650"-1.20") #10-#4 AWG

Industrial Grade

Black & White® “California Style” CS Non-NEMA Locking Devices

Specifications and Features

50A CS Locking Plugs and Connectors, Receptacles and Flanged Inlets

- Nylon housing for excellent impact resistance and secure gripping
- Color-coded wire entrance holes for simple, easy wiring
- Clamp-type wire terminals



CS6365C



CS6364C



CS8375

2-Pole, 3-Wire Grounding

Description	Cat. No.	Cat. No.	Cat. No.	Cat. No.	Cat. No.	Cat. No.
Non-NEMA						
Rating	50A 125V		50A 250V		50A 480V	
Locking Plug	CS6361C		CS8265C		CS8465C	
Locking Connector		CS6360C		CS8264C		CS8464C
Locking Flanged Inlet	CS6377		CS8275		CS8475	
Single Locking Receptacle		CS6370		CS8269		CS8469

3-Pole, 4-Wire Grounding

Description	Cat. No.	Cat. No.	Cat. No.	Cat. No.	Cat. No.	Cat. No.
Non-NEMA						
Rating	50A 125V/250V		50A 3Ø 250V		50A 3Ø 480V	
Locking Plug	CS6365C		CS8365C		CS8165C	
Locking Connector		CS6364C		CS8364C		CS8164C
Locking Flanged Inlet	CS6375		CS8375		CS8175	
Single Locking Receptacle		CS6369		CS8369		CS8169

WALLPLATES AND COVERS

Weather-Resistant Flip Lid Cover For 50A Receptacles

IP64 Rated—Includes Gasket and Screws



7788-CR Yellow Lexan



7770 Grey Metal



Related Products

For more information on Weather-Resistant Boots for 50A Locking Plugs and Connectors [see page 288](#).
For a complete listing of Wallplates and Covers [see page 707](#).

TESTING AND CODE COMPLIANCE

- UL Listed receptacles, plugs, connectors, inlets and outlets (File # E-13399)
- CSA Certified (File #LR-15105)
- NOM Certified (#057)

50A Devices

- UL Listed receptacles, plugs, connectors, inlets and outlets (File # E-13399)
- CSA Certified (File #LR-81290)
- NOM Certified (#057)

MATERIAL CHARACTERISTICS

Environmental: Flammability, Rated V0 per UL 94HB
Operating Temperature: -40°C to 75°C

ELECTRICAL

Dielectric Voltage: Withstands 2000V for UL 498
Current Interr.: Full rated current
Temp. Rise: Max 30°C after 250 cycles at 200% of rated current

MECHANICAL

Terminal I.D.: Brass-Hot, White-Neutral, Green-Grounding
Terminal Accom.: #10-#4 AWG
Product I.D.: Ratings are permanently stamped on device

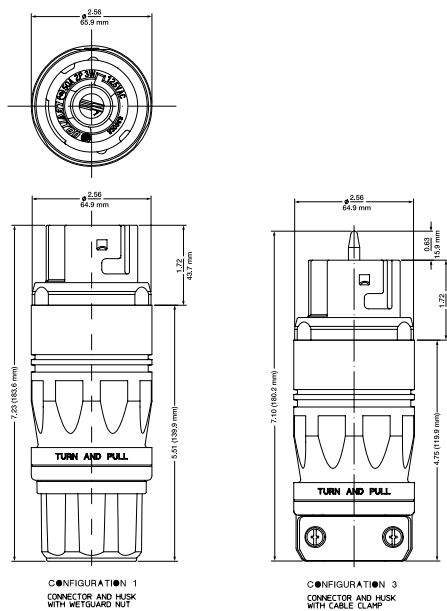
DEVICE TYPE

50A Non-NEMA Locking 3 and 4-Wire

CORD GRIP RANGE

(.680"-1.125") #10-#4 AWG

DIMENSIONS



50 Amp

Industrial Grade

LOCKING POWER INTERRUPTING DEVICES

2-Pole, 3-Wire Grounding



23000-HG

Description	Cat. No.	Cat. No.
Non-NEMA		
Rating	20A 125V	
Locking Plug HOSPITAL USE ONLY	23001-HG*	
Locking Connector HOSPITAL USE ONLY		23004-HG*
Single Flush Receptacle with a Thermoset body		23000-HG*
Locking Plug	23034-A**	
Locking Connector		23031-A**
Single Flush Receptacle		23030**

*UL and CSA listed. UL for "HOSPITAL USE ONLY" applications in non-hazardous locations.
**Also rated at 10A for 250VDC and 480VAC.

3-Pole, 4-Wire Grounding



23004-HG

Description	Cat. No.	Cat. No.
Non-NEMA		
Rating	30A 600VAC/20A 250VDC	
Locking Plug	21415-B	
Locking Connector		21414-B
Single Flush Receptacle		20403

4-Pole, 5-Wire Grounding

Description	Cat. No.	Cat. No.
Non-NEMA		
Rating	30A 600VAC/20A 250VDC	
Locking Plug	25415-B	
Locking Connector		25414-B
Single Flush Receptacle		25403


Midget Locking Devices

Specifications and Features

- Offers a smaller form factor for limited-space applications
- Locking Plugs and Connectors feature heavy-duty nylon construction for top performance in the environmental extremes of grueling industrial settings
- Flanged Inlets and Outlets are built to endure hard use with rugged nylon flanges that assure a smooth, flush fit and outstanding resistance to cracking and breaking
- Backed by a Lifetime Warranty

2-Pole, 2-Wire Non-Grounding


Description	Cat. No. Plug/Inlet	Cat. No. Connector/Outlet
Non-NEMA	 ML-1P	 ML-1R
Rating	15A 125V	
Midget Locking Plug	ML1-P	ML1-C
Angle	ML1-AP	ML1-AC
Nylon Midget Locking Flanged	ML1-PB	ML1-PER



ML1-P

2-Pole, 3-Wire Grounding

Description	Cat. No. Plug/Inlet	Cat. No. Connector/Outlet
Non-NEMA	 ML-2P	 ML-2R
Rating	15A 125V	
Midget Locking Plug	ML2-P	ML2-C
Angle	ML2-AP	ML2-AC
Nylon Midget Locking Flanged	ML2-PB	ML2-PER



ML1-AP

3-Pole, 3-Wire Non-Grounding

Description	Cat. No. Plug/Inlet	Cat. No. Connector/Outlet
Non-NEMA	 ML-3P	 ML-3R
Rating	15A 125/250V	
Midget Locking Plug	ML3-P	ML3-C
Angle	ML3-AP	ML3-AC
Nylon Midget Locking Flanged	ML3-PB	ML3-PER

Industrial Grade

TESTING AND CODE COMPLIANCE

- All receptacles, plugs, connectors, inlets and outlets are designed to meet NEMA WD - 6, ANSI C-73 requirements and to meet/exceed UL 498 Standards
- UL Fed Spec Listed WC-596 (File #E-13393 Plugs, Connectors, Flanged Inlets) (File #E-13399 Receptacles and Flanged Outlets)
- CSA Certified (File #LR-406)
- NOM Certified (#057)

ELECTRICAL

Dielectric Voltage: Withstands 2000V for UL 498
 Current Interr.: Full Rated Current
 Temp. Rise: Max 30°C after 250 cycles at 200% of rated current

MECHANICAL

Terminal I.D.: Brass-Hot, White-Neutral, Green-Grounding
 Terminal Accomm.: #18-#14 AWG
 Product I.D.: Ratings are permanently stamped on device

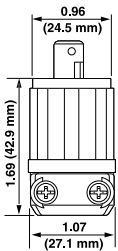
DEVICE TYPE

15A 2 and 3-Wire

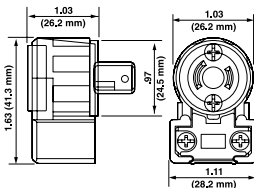
CORD GRIP RANGE

(.218" - .430") #18-#14 AWG

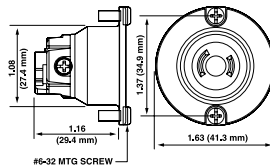
DIMENSIONS



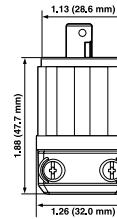
ML1 Plug



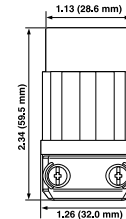
ML1-AP Angle Plug



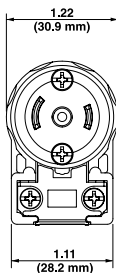
ML1-PB Flanged Outlet



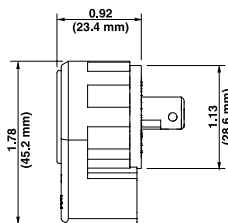
ML2's and ML3's Plugs



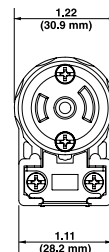
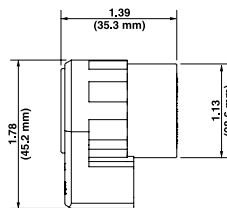
ML2's and ML3's Connectors



ML2's and ML3's Angle Plugs



ML2's and ML3's Angle Connectors







Wetguard® Watertight Locking Blade Devices

Specifications and Features

- IEC IP66 and IP 67 Rated, in accordance with IEC 529 as evaluated by UL and CSA
- NEMA Type 4, 4X, 6 and 6P Ratings in accordance with UL 50 and CSA 94
- EPTR rubber part provides outstanding resistance to wet and damp environments, extreme temperature variations, acids, alkalis, grease, oils and solvents
- Interlocking “tongue and groove” construction seals out water, moisture, dirt when plugs are mated with connectors
- Multi-point sealing system utilizes nut, strain relief washer and rubber bushing to form a watertight cord grip seal
- Non-magnetic stainless steel fast-threading assembly screws won't interfere with sensitive equipment
- Connector “hood” closure cap seals device when not in use
- Backed by a Lifetime Warranty







15, 20, 30A WATERTIGHT LOCKING BLADE DEVICES



2-Pole, 2-Wire Non-Grounding  





Description	Cat. No. Plug	Cat. No. Connector	Cat. No. Plug	Cat. No. Connector
Non-NEMA	 L1-15P	 L1-15R	 L2-20P	 L2-20R
Rating	15A-125V		20A-250V	
Yellow EPTR	24W04	25W04	26W07	27W07

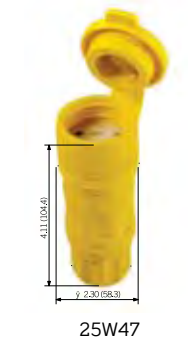
Note: Cord Clamp Range: .375”-.655” #18-#10 AWG

2-Pole, 3-Wire Grounding  

Description	Cat. No. Plug	Cat. No. Connector	Cat. No. Plug	Cat. No. Connector	Cat. No. Plug	Cat. No. Connector
NEMA	 L5-15P	 L5-15R	 L6-15P	 L6-15R	 L7-15P	 L7-15R
Rating	15A-125V		15A-250V		15A-277V	
Yellow EPTR	24W47	25W47	24W49	25W49	24W34	25W34
Black EPTR	24W47-B	25W47-B	—	—	—	—

20 AMP — 2-Pole, 3-Wire Grounding  





Description	Cat. No. Plug	Cat. No. Connector	Cat. No. Plug	Cat. No. Connector
NEMA	 L5-20P	 L5-20R	 L6-20P	 L6-20R
Rating	20A-125V		20A-250V	
Yellow EPTR	26W47	27W47	26W48	27W48
Black EPTR	26W47-B	27W47-B	26W48-B	27W48-B









Continued On Next Page >

Industrial Grade







Continued From Previous Page >

Description	Cat. No. Plug	Cat. No. Connector	Cat. No. Plug	Cat. No. Connector
NEMA				
	L7-20P	L7-20R	L24-20P	L24-20R
Rating	20A-277V		20A-347V	
Yellow EPTR	26W49	27W49	22W07	23W07

3-Pole, 4-Wire Grounding

Description	Cat. No. Plug	Cat. No. Connector	Cat. No. Plug	Cat. No. Connector	Cat. No. Plug	Cat. No. Connector
NEMA						
	L14-20P	L14-20R	L15-20P	L15-20R	L16-20P	L16-20R
Rating	20A-125V/250V		20A-3Ø 250V		20A-3Ø 480V	
Yellow EPTR	26W74	27W74	26W75	27W75	26W76	27W76
Black EPTR	—	—	26W75-B	27W75-B	26W76-B	27W76-B





4-Pole, 5-Wire Grounding

Description	Cat. No. Plug	Cat. No. Connector	Cat. No. Plug	Cat. No. Connector	Cat. No. Plug	Cat. No. Connector
NEMA						
	L21-20P	L21-20R	L22-20P	L22-20R	L23-20P	L23-20R
Rating	20A-3ØY -120V/208V		20A-3ØY 277V/480V		20A-3ØY 347V/600V	
Yellow EPTR	26W81	27W81	26W82	27W82	26W83	27W83
Black EPTR	26W81-B	27W81-B	—	—	—	—



26W81



3-Pole, 3-Wire Non-NEMA

Description	Cat. No. Plug	Cat. No. Connector	Cat. No. Plug	Cat. No. Connector
Non-NEMA				
Rating	20A-250V/10A 600V AC		20A-250V/10A 600V AC	
Yellow EPTR	26W08	27W08		
Non-grounding				
Yellow EPTR Grounding			26W08-G	27W08-G





27W81



3-Pole, 3-Wire Non-NEMA  



Description	Cat. No. Plug	Cat. No. Connector
Non-NEMA		
Rating	15A-125V/10A/250V	
Yellow EPTR	24W07	25W07







4-Pole, 4-Wire Non-Grounding, Non-NEMA  

Description	Cat. No. Plug	Cat. No. Connector
Non-NEMA		
Rating	20A-3ØY 120V/208V	
Yellow EPTR	26W09	27W09

4-Pole, 5-Wire Non-Grounding, Non-NEMA  

Description	Cat. No. Plug	Cat. No. Connector
Non-NEMA		
Rating	20A-250V/10A 600V AC	
Yellow EPTR	26W10	27W10

30 AMP — 2-Pole, 3-Wire Grounding  

Description	Cat. No. Plug	Cat. No. Connector	Cat. No. Plug	Cat. No. Connector	Cat. No. Plug	Cat. No. Connector
NEMA						
	L5-30P	L5-30R	L6-30P	L6-30R	L7-30P	L7-30R
Rating	15A-125V		15A-250V		15A-277V	
Yellow EPTR	28W47	29W47	28W48	29W48	28W49	29W49
Black EPTR	28W47-B	29W47-B	—	—	—	—



29W47



29W47-B

Industrial Grade

3-Pole, 4-Wire Grounding

Description	Cat. No. Plug	Cat. No. Connector	Cat. No. Plug	Cat. No. Connector
NEMA				
	L14-30P	L14-30R	L15-30P	L15-30R
Rating	30A- 125V/250V		30A- 125V/250V	
Yellow EPTR	28W74	29W74	28W75	29W75
Black EPTR	—	—	28W75-B	29W75-B

Description	Cat. No. Plug	Cat. No. Connector	Cat. No. Plug	Cat. No. Connector
NEMA				
	L16-30P	L16-30R	L16-30P	L16-30R
Rating	30A- 3Ø 480V		30A- 3Ø 600V	
Yellow EPTR	28W76	29W76	28W77	29W77
Black EPTR	28W76-B	29W76-B	28W77-B	29W77-B

4-Pole, 5-Wire Grounding

Description	Cat. No. Plug	Cat. No. Connector	Cat. No. Plug	Cat. No. Connector	Cat. No. Plug	Cat. No. Connector
NEMA						
	L21-30P	L21-30R	L22-30P	L22-30R	L23-30P	L23-30R
Rating	30A-3ØY 120V/208V		30A-3ØY 277V/480V		30A-3ØY 347V/600V	
Yellow EPTR	28W81	29W81	28W82	29W82	28W83	29W83



28W83



29W83

3-Pole, 3-Wire Non-Grounding, Non-NEMA

Description	Cat. No. Plug	Cat. No. Connector
Non-NEMA		
Rating	30A-125V/10A-250V	
Yellow EPTR	28W08	29W08

Not UL Listed - For Replacement Only

4-Pole, 4-Wire Non-Grounding, Non-NEMA

Description	Cat. No. Plug	Cat. No. Connector
Non-NEMA		
Rating	30A-3ØY 120V/208V	
Yellow EPTR	28W09	29W09

Not UL Listed - For Replacement Only

REPLACEMENT CLOSURE CAP

Description	Color	Cat. No. Plug Cap	Cat. Connector Cap
For all 15A and 2P2W 20A devices	Black	50W50-B	14W-B
	Yellow	50W50	14W
For 20A devices	Black	50W52-B	26W-B
	Yellow	50W52	26W
For 30A devices	Black	50W54-B	28W-B
	Yellow	50W54	28W

TESTING AND CODE COMPLIANCE

- Meet NEMA WD-6, ANSI C-73 requirements
- UL Listed and Meets Fed Spec (File #E-13393)
- CSA Certified (File #LR-406)
- NOM Certified (#057)

MATERIAL CHARACTERISTICS

Environmental: Flammability, Rated V2
 Operating Temperature: -40°C to 60°C

ELECTRICAL

Dielectric Voltage: Withstands 2000V for UL 498
 Current Interr.: Full rated current
 Temp. Rise: Max 30°C after 250 cycles at 200% of rated current

MECHANICAL

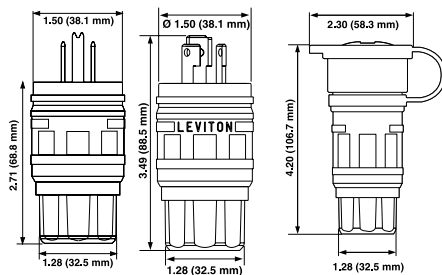
Terminal I.D.: Brass-Hot, White-Neutral, Green-Grounding
 Product I.D.: Ratings are permanently stamped on device

DEVICE TYPE

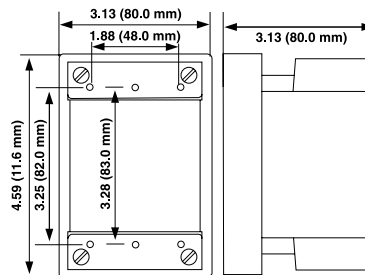
15A Locking - 3 Wire (.375" - .655") #18-#10 AWG
 20A Locking 3, 4 and 5 Wire (.375" - .875") #18-#10 AWG
 30A Locking 3, 4 and 5 Wire (.625" - 1.125") #12-#8 AWG

CORD GRIP RANGE

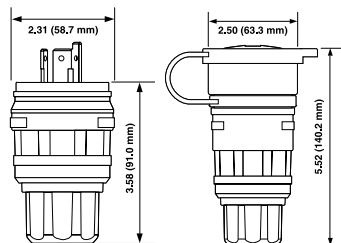
DIMENSIONS



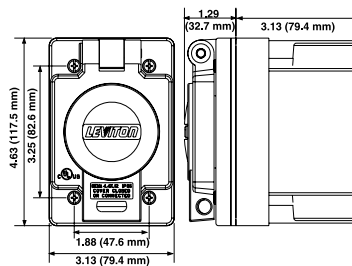
All 15A Plugs and 2-Pole 2-Wire
 20A Plugs, Connectors



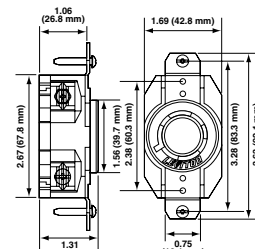
FD Box



20A Locking Plug and Locking Connectors



FD Box & Cover



CR Receptacle

Industrial Grade

Dustguard® Locking Plugs and Connectors

Specifications and Features

- IEC IP44 Rated
- Developed to withstand dusty and dirty environments, cracking and fading, temperature extremes
- Rugged wiring modules have high performance singlepiece brass triple-wipe contacts, solid brass plug blades



DUSTGUARD® LOCKING PLUGS AND CONNECTORS 2-Pole, 3-Wire Grounding

Description	Cat. No. Plug	Cat. No. Connector
NEMA	 L5-15P	 L5-15R
Rating	15A-125V	
Dustguard® Yellow EPTR Body	2447	2547

TESTING AND CODE COMPLIANCE

- Meet NEMA WD-1 and WD-6, ANSI C-73 requirements
- UL 498 Listed and Meets Fed. Spec. Requirements (File #E-13393)
- CSA Certified (File #LR-406)
- NOM Certified (#057)

MATERIAL CHARACTERISTICS

Environmental: Flammability, Rated V2
Operating Temperature: -40°C to 60°C

ELECTRICAL

Dielectric Voltage: Withstands 2000V for UL 498
Current Interr.: Full rated current
Temp. Rise: Max 30°C after 250 cycles at 200% of rated current

MECHANICAL

Terminal I.D.: Brass-Hot, White-Neutral, Green-Grounding
Product I.D.: Ratings are permanently stamped on device

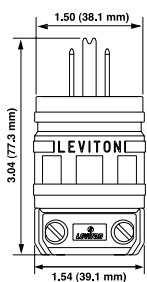
DEVICE TYPE

15A Locking - 3 Wire

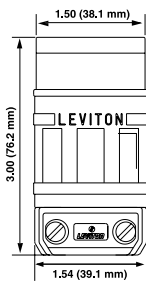
CORD GRIP RANGE

(.240" - .655") #12-#18 AWG

DIMENSIONS



Plug



Connector

Corrosion Resistant Locking Devices


Specifications and Features

- All current-carrying metal parts (blades, contacts, terminals and screws) are electroless nickel-coated
- Captive, brass #8 terminal screws are color coded for easy wiring identification: green (ground), brass (hot) and silver (neutral)
- Super tough nylon plug and connector body is bright yellow for easy corrosion resistant identification
- Connector power contacts are heavy-duty, solid, one-piece brass, triple-wipe, set in deep pockets to resist rough use
- Heavy-duty, impact-resistant, super tough ST801 all-nylon body construction; fluted body design provides sure grip
- Wire clamp moves in individual chamber to provide positive crimp lock without cutting wire strands
- Backed by a Limited Ten-Year Warranty

15 AMP

2-Pole, 3-Wire Grounding

Description	Cat. No. Plug	Cat. No. Connector/ Receptacle	Cat. No. Plug	Cat. No. Connector/ Receptacle	Cat. No. Plug	Cat. No. Connector/ Receptacle
NEMA						
	L5-15P	L5-15R	L6-15P	L6-15R	L7-15P	L7-15R
Rating	15A-125V		15A-250V		15A-277V	
Yellow Nylon Body and Cord Clamp	47CM-20C	47CM-29C	45CM-70C	45CM-79C		
Single Flush Receptacle		47CM-10		45CM-60		47CM-60



23CM-11

WALLPLATES COVERS AND BOXES

302 Stainless Steel For 15A Single Locking Receptacle

1.41" Dia. Opening



84004-40

Wetguard Cover and Gasket

IP66 Rated



60W03 Yellow, 60W03-B Black
15A Locking

60W04 Yellow, 60W04-B Black
20A Locking

60W05 Yellow 60W05-B Black
30A Locking

302 Stainless Steel For 15A/20A Locking Duplex Receptacle



84003-40

Blank Plate w/Gasket



WP459 Yellow

Weather-Resistant Flip Lid Cover For 15A Locking Devices

1.72" Dia. Opening

IP64 Rated—Includes Gasket and Screws



WP1

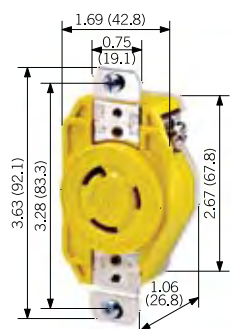
FD Box Glass-Filled Polyester (2 KO openings)



452CR Yellow 1/2"

453CR Yellow 3/4"

454CR Yellow 1"



23CM-10

Industrial Grade



Related Products

For more information on Weather-Resistant Boots for Locking Plugs and Connectors [see page 288](#).
For a complete listing of Wallplates and Covers [see page 707](#).

TESTING AND CODE COMPLIANCE

- Plugs and connectors pass the ASTM B117-13 five-hundred hour Salt Spray (Fog) Test with no visible corrosion
- Meet NEMA WD 1 & 6, requirements
- Meet or exceed UL Fed Spec Listed WC-596 (File #E-13393 Plugs and Connectors) (File #E-13399 Receptacles)
- CSA Certified (File #LR-406)
- NOM Certified (#057)

MATERIAL CHARACTERISTICS

Environmental: Flammability, Rated V2 per UL 94 V-O-Max®
Receptacles Rate: V0
Operating Temperature: -40°C (without impact) to 60°C maximum continuous

ELECTRICAL

Dielectric Voltage: Withstands 2000V for UL 498
Current Interr.: Full rated current
Temp. Rise: Max 30°C after 250 cycles at 200% of rated current

MECHANICAL

Terminal I.D.: Brass-Hot, White-Neutral, Green-Grounding
Terminal Accom.: #18-#10 AWG
Product I.D.: Ratings are permanently stamped on device

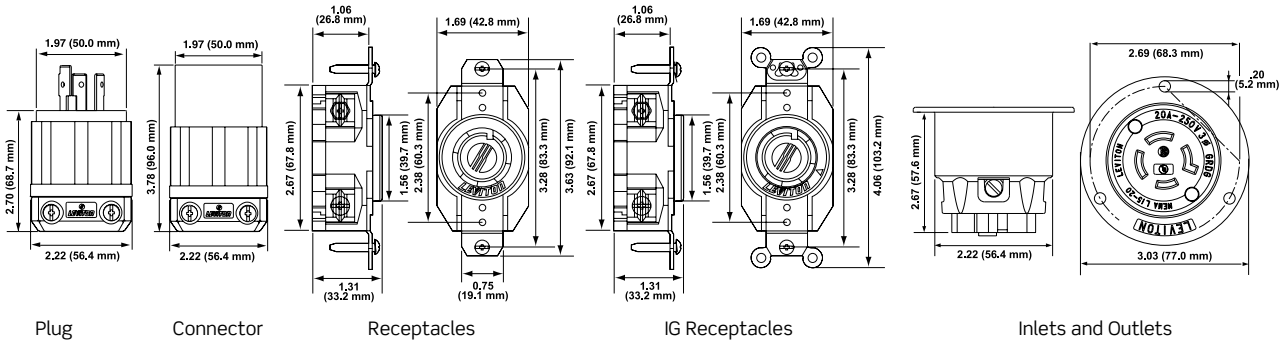
DEVICE TYPE

15A Locking - 3 Wire

CORD GRIP RANGE

(.240" - .700") #18-#10 AWG

DIMENSIONS





Combination Locking and Straight Blade Duplex Receptacle

Specifications and Features

- Impact-resistant black thermoplastic nylon face and body
- Smooth face does not collect dirt
- Large, triple-wipe brass “T” contacts for superior contact and conductivity
- Triple-combination terminal screws
- Back and side wire options accept #10-#14 AWG stranded or solid wire
- Backed by a Limited Ten Year Warranty

2-Pole, 3-Wire Back and Side Wired, Grounding

Description	Cat. No.
NEMA	 L5-15R
Rating	15A-125V
Duplex Combination Locking & Straight Blade Receptacle with Common Feed	4792
2 Hot Feeds, 1 Neutral Return	4794-1R
Split Feed — 2 Hot Feeds, 2 Neutral Returns	4795-2R



4792

WALLPLATES

302 Stainless Steel



84003-40 — 302 Stainless Steel

Thermoplastic



80703-E (Black) — Other Colors Available

TESTING AND CODE COMPLIANCE

- Meet NEMA WD 1 & 6, requirements
- UL Listed (File #E-13393)
- CSA Certified (File #LR-406)
- NOM Certified (#057)

MATERIAL CHARACTERISTICS

Environmental: Flammability, Rated V2 per UL 94
 Operating Temperature: -40°C (without impact) to 60°C maximum continuous

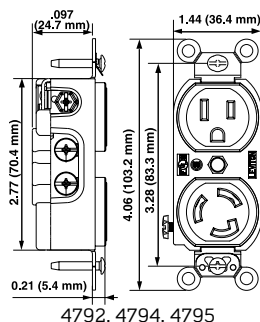
ELECTRICAL

Dielectric Voltage: Withstands 2000V for UL 498
 Current Interr.: Full rated current
 Temp. Rise: Max 30°C after 250 cycles at 200% of rated current

MECHANICAL

Terminal I.D.: Brass-Hot, White-Neutral, Green-Grounding
 Terminal Accom.: #18-#10 AWG
 Product I.D.: Ratings are permanently stamped on device

DIMENSIONS



Industrial Grade

Integrated Power Inlets and Outlets with Weather-Resistant Covers

Specifications and Features

- Engineered to IP 64 and NEMA 3R Protection Ratings
- Suitable for Industrial Indoor and Outdoor Use
- Gray, Glass-Filled Thermoplastic Cover and White, Nylon Device
- Glass-filled thermoplastic cover and plate provide outstanding impact resistance and durability
- Dual gaskets, one under plate and one under lid, for weather-resistant fit
- Stainless steel external hardware resists corrosive effects of moisture
- Large thumb-tab makes it easy to open cover with gloved hand
- Mounts to panels or FS/FD boxes
- UL Listed and CSA Certified for wet locations with cover closed
- Backed by a Limited Two-Year Warranty



4715-FWP

2-Pole, 3-Wire

Description	Cat. No. Inlet	Cat. No. Outlet	Cat. No. Inlet	Cat. No. Outlet
NEMA				
	L5-15P	L5-15R	L6-15P	L6-15R
Rating	15A-125V		15A-250V	
Standard Wire Wells	4716-CWP	4715-CWP	4586-CWP	4585-CWP
Slots for Fork Terminals	4716-FWP	4715-FWP		

TESTING AND CODE COMPLIANCE

- IP 64 Suitability Rating (protected against dust and splashing water)
- UL Listed (File #E-13393 Inlet) (File #E-13399 Outlet)
- CSA Certified (File #LR-16347)
- NOM Certified (#057)
- NEMA Type 3R Enclosure Rating when properly installed (protected against rain, sleet and damage from external ice formations)

ELECTRICAL

Dielectric Voltage: Withstands 1500V for UL 498
 Current Interr.: Full rated current
 Temp. Rise: Max 30°C after 250 cycles at 200% of rated current

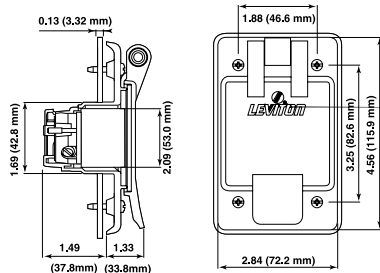
MECHANICAL

Terminal I.D.: Brass-Hot, White-Neutral, Green-Grounding
 Terminal Accomm.: #18-#10 AWG
 Product I.D.: Ratings are permanently stamped on device

MATERIAL CHARACTERISTICS

Environmental: Flammability, Rated V2 per UL 94
 Operating Temperature: -40°C to 60°C







DIMENSIONS






All Integrated Inlets and Outlets

20 AMP

2-Pole, 3-Wire Grounding  





Description	Cat. No. Plug	Cat. No. Connector/ Receptacle	Cat. No. Plug	Cat. No. Connector/ Receptacle	Cat. No. Plug	Cat. No. Connector/ Receptacle
NEMA						
	L5-20P	L5-20R	L6-20P	L6-20R	L7-20P	L7-20R
Rating	20A-125V		20A-250V		20A-277V	
Yellow Nylon Body and Cord Clamp	23CM-11	23CM-13				
V-O-MAX® Single Flush Receptacle		23CM-10		23CM-20		23CM-30

3-Pole, 4-Wire Grounding  



Description	Cat. No. Receptacle	Cat. No. Receptacle	Cat. No. Receptacle
NEMA			
	L14-20R	L15-20R	L16-20R
Rating	20A-125V/250V	20A-3Ø 250V	20A-3Ø 480V
V-O-MAX® Single Flush Receptacle	24CM-10	24CM-20	24CM-30

30 AMP

2-Pole, 3-Wire Grounding  

Description	Cat. No. Plug	Cat. No. Connector/ Receptacle	Cat. No. Plug	Cat. No. Connector/ Receptacle
NEMA				
	L5-30P	L5-30R	L6-30P	L6-30R
Rating	30A-125V		30A-250V	
Yellow Nylon Body and Cord Clamp	26CM-11	26CM-13	26CM-21	26CM-23
V-O-MAX® Single Flush Receptacle		26CM-10	26CM-20	

3-Pole, 4-Wire Grounding  

Description	Cat. No. Receptacle	Cat. No. Receptacle
NEMA		
	L14-30R	L15-30R
Rating	30A-125V/250V	30A-3Ø 250V
V-O-MAX® Single Flush Receptacle	27CM-10	27CM-20

Industrial Grade

WALLPLATES COVERS AND BOXES

**302 Stainless Steel
For 15A Single Locking
Receptacle**

1.41" Dia. Opening



84004-40

Wetguard Cover and Gasket

IP66 Rated



60W03 Yellow, 60W03-B Black
15A Locking
60W04 Yellow, 60W04-B Black
20A Locking
60W05 Yellow 60W05-B Black
30A Locking

**302 Stainless Steel
For 15A/20A Locking
Duplex Receptacle**



84003-40

**Blank Plate
w/Gasket**



WP459 Yellow

**Weather-Resistant
Flip Lid Cover
For 15A Locking Devices**

1.72" Dia. Opening

IP64 Rated—Includes Gasket and Screws



WP1

**FD Box Glass-Filled
Polyester (2 KO openings)**



452CR Yellow 1/2"

453CR Yellow 3/4"

454CR Yellow 1"

TESTING AND CODE COMPLIANCE

- Plugs and connectors pass the ASTM B117-13 five-hundred hour Salt Spray (Fog) Test with no visible corrosion
- Meet NEMA WD 1 & 6, requirements
- Meet or exceed UL Fed Spec Listed WC-596 (File #E-13393 Plugs and Connectors) (File #E-13399 Receptacles)
- CSA Certified (File #LR-406)
- NOM Certified (#057)

MATERIAL CHARACTERISTICS

Environmental: Flammability, Rated V2 per UL 94 V-O-Max®
Receptacles Rate: V0
Operating Temperature: -40°C (without impact) to 60°C
maximum continuous

ELECTRICAL

Dielectric Voltage: Withstands 2000V for UL 498
Current Interr.: Full rated current
Temp. Rise: Max 30°C after 250 cycles at 200% of rated current

MECHANICAL

Terminal I.D.: Brass-Hot, White-Neutral, Green-Grounding
Terminal Accom.: #18-#10 AWG
Product I.D.: Ratings are permanently stamped on device

DEVICE TYPE

20A Locking - 3 Wire
20A Locking - 4 Wire
30A Locking - 3 Wire
30A Locking - 4 Wire

CORD GRIP RANGE

(.240" - .700") #18-#10 AWG
(.595" - .895") #14-#10 AWG
(.385" - .860") #16-#8 AWG
(.595" - 1.150") #14-#8 AWG

DIMENSIONS

